

# 2016-17 PENN BASKETBALL

PASSION • GRATITUDE • UNITY • COMPETITIVENESS • HUMILITY

SID: Mike Mahoney • OFFICE: 215-898-9232 • CELL: 267-278-7795 • EMAIL: mahoneyw@upenn.edu • TWITTER: @MMPennAC

## 2016-17 Schedule/Results

11/11	at Robert Morris . . . . .	67-50 W
11/19	at Miami . . . . .	4 p.m.
11/22	at CCSU . . . . .	7 p.m.
11/26	at Navy . . . . .	2 p.m.
11/29	VILLANOVA # . . . . .	7 p.m.
12/3	at Temple # . . . . .	4 p.m.
12/7	LAFAYETTE (DH) . . . . .	8 p.m.
12/10	GEORGE MASON . . . . .	2 p.m.
12/12	at UCF . . . . .	7 p.m.
12/28	DREXEL . . . . .	4 p.m.
12/30	FAIRFIELD . . . . .	4 p.m.
1/7	at Princeton* . . . . .	7 p.m.
1/13	YALE* (DH) . . . . .	8 p.m.
1/14	BROWN* (DH) . . . . .	8 p.m.
1/21	SAINT JOSEPH'S # . . . . .	7 p.m.
1/25	at La Salle # . . . . .	7 p.m.
2/3	at Harvard* . . . . .	7 p.m.
2/4	at Dartmouth* . . . . .	7 p.m.
2/7	PRINCETON* . . . . .	7 p.m.
2/10	COLUMBIA* . . . . .	7 p.m.
2/12	CORNELL* . . . . .	1 p.m.
2/17	at Brown* (DH) . . . . .	8 p.m.
2/19	at Yale* . . . . .	1 p.m.
2/24	at Cornell* . . . . .	TBA
2/25	at Columbia* . . . . .	TBA
3/3	DARTMOUTH* . . . . .	7 p.m.
3/4	HARVARD* . . . . .	7 p.m.

# = Philadelphia Big 5 game  
\* = Ivy League game  
(DH) - Doubleheader with Penn women

### It's Penn, Please

The first time you mention us on-air or in your columns, please use our full name—the **University of Pennsylvania**. After that, we ask that you refer to us simply as **Penn**. We would ask that you refrain from calling us Pennsylvania or UPenn at any time. Thanks for your cooperation!

WEB: PennAthletics.com  
TWITTER: @PennBasketball (#Whānau)  
INSTAGRAM: @PennBasketball  
SNAPCHAT: penn\_bball

## GAME 2

### Penn Quakers (1-0) at Miami Hurricanes (2-0)

Nov. 19, 2016 • 4 p.m. • Watsco Center (Coral Gables, Fla.)

Radio: **WFIL 560 AM** - Joe Tordy (PBP), Vince Curran (Analyst)  
Television: **ACC Network Extra**

#### THE SERIES WITH MIAMI

- This marks the ninth meeting between the Quakers and the 'Canes, with all of them taking place here in Coral Gables. Miami leads the series, 5-3.
- The most recent matchup took place on January 2, 2008 with "The U" collecting an 88-62 victory. Prior to that, the last time the teams met was 1988.
- Penn's most recent win took place all the way back on December 28, 1953 (67-54).

#### PENN VS. THE ACC

- The Quakers are 65-94 all-time against programs currently in the ACC
- Penn's most recent game against an ACC opponent came January 1, 2012 at Duke, an 85-55 loss. Penn also hosted Pitt earlier that season, on November 25, and lost to the Panthers 78-58.
- Penn last win over an ACC team came exactly 15 years ago today—November 19, 2001—when the Quakers went to Atlanta and knocked off Georgia Tech 79-74.

#### PENN BY THE NUMBERS

- Penn freshmen who had double-doubles in their collegiate debut before **AJ Brodeur** did it last Friday at Robert Morris with 23 points and 11 rebounds.

- Ivy League Tournaments held prior to this season; instead, the regular-season champion earned the automatic bid to the NCAA Tournament. That will end this year, when the Ivy League hosts its inaugural Men's and Women's Basketball Tournaments March 11-12 at The Palestra on Penn's campus.
- This is the second season for Penn's John R. Rockwell Head Coach of Men's Basketball, **Steve Donahue**. Prior to his return to University City, Donahue was head at Cornell and Boston College.
- Double-doubles collected by senior **Matt Howard** in his career after his 15-point, 10-rebound performance at Robert Morris.
- Points-per-game average by **Matt MacDonald** in 2014-15 at Fairleigh Dickinson, before he transferred to Penn. He also was a member of the 2013-14 Northeast Conference All-Rookie Team.
- Points-per-game average last year for **Caleb Wood** at Lassen Community College in California; he also averaged 5.4 rebounds and 4.7 assists per contest.

- The percentage of points from a year ago that return to Penn's lineup for the 2016-17 season. The returning players totaled 1,506 of the team's 1,911 points last season.


### Probable Starters




**CALEB WOOD**  
Jr. / G / 6-4 / 180  
Reno, Nev.




**JACKSON DONAHUE**  
So. / G / 6-0 / 175  
Pawcatuck, Conn.



**MATT MACDONALD**  
Jr. / G / 6-5 / 200  
Eggertsville, N.Y.



**MATT HOWARD**  
Sr. / G / 6-4 / 185  
Columbia, S.C.



**AJ BRODEUR**  
Fr. / F / 6-8 / 225  
Arlington Heights, Ill.

Official Basketball Box Score -- Game Totals -- Final Statistics  
 Penn vs Robert Morris  
 11/11/16 7:00 p.m. at Moon Township, Pa. / Sewall Center

Penn 67 • 1-0

##	Player	f	Total			3-Ptr			Rebounds			PF	TP	A	TO	Blk	Stl	Min
			FG-FGA	FG-FGA	FT-FTA	FG-FGA	FG-FGA	FT-FTA	Off	Def	Tot							
25	Brodeur, AJ	f	11-14	0-0	1-5	3	8	11	4	23	0	3	2	1			29	
05	Donahue, Jackson	g	3-11	2-7	0-0	0	2	2	1	8	3	1	0	3			31	
10	Wood, Caleb	g	1-9	0-3	2-2	0	4	4	2	4	3	3	0	0			31	
20	MacDonald, Matt	g	1-4	1-4	2-3	3	4	7	3	5	0	1	0	0			28	
24	Howard, Matt	g	5-10	2-4	3-8	2	8	10	3	15	1	2	0	2			33	
00	Rothschild, Max		3-3	0-0	2-3	0	5	5	2	8	1	1	2	0			14	
03	Silpe, Jake		1-2	0-0	0-0	0	0	0	3	2	1	2	0	1			11	
04	Foreman, Darnell		0-0	0-0	0-0	3	2	5	2	0	4	1	0	2			15	
11	Hamilton, Tyler		1-2	0-0	0-0	0	0	0	0	2	0	0	0	0			1	
12	Goodman, Devon		0-0	0-0	0-0	0	0	0	0	0	0	0	0	0			2	
15	Kaminsky, Zack		0-0	0-0	0-0	0	0	0	0	0	0	0	0	0			1	
22	Mijakowski, Jakub		0-0	0-0	0-0	0	0	0	0	0	0	0	0	0			1	
40	Dwyer, Dan		0-0	0-0	0-0	0	0	0	2	0	0	0	0	0			2	
44	McManus, Collin		0-0	0-0	0-0	0	0	0	0	0	0	0	0	0			1	
Team						0	0	0						1				
Totals			26-55	5-18	10-21	11	33	44	22	67	13	15	4	9			200	

FG % 1st Half: 11-24 45.8% 2nd half 15-31 48.4% Game: 26-55 47.3% Deadball Rebounds 2  
 3FG % 1st Half 2-7 28.6% 2nd half 3-11 27.3% Game: 5-18 27.8%  
 FT % 1st Half: 5-9 55.6% 2nd half 5-12 41.7% Game: 10-21 47.6%

Robert Morris 50 • 0-1

##	Player	f	Total			3-Ptr			Rebounds			PF	TP	A	TO	Blk	Stl	Min
			FG-FGA	FG-FGA	FT-FTA	FG-FGA	FG-FGA	FT-FTA	Off	Def	Tot							
24	TATE, Aaron	f	1-4	0-0	1-2	3	5	8	3	3	1	3	1	0			24	
05	BURKE, Braden	c	4-8	0-0	0-1	0	2	2	3	8	0	0	0	0			23	
00	LESTER, Jordan	g	0-2	0-2	0-0	0	0	0	3	0	1	0	0	0			11	
01	STILL, Isaiah	g	5-17	2-8	3-5	2	4	6	0	15	0	1	0	1			29	
03	STEWART, Kavon	g	1-6	0-0	1-4	1	6	7	3	3	4	4	0	1			30	
04	ALLEN, Clive		1-5	0-1	0-1	0	0	0	0	2	0	1	0	0			12	
11	BURKE, Dachon		1-7	0-1	1-2	1	1	2	2	3	1	4	0	2			15	
20	GILES, Billy		2-3	0-0	3-4	2	2	4	1	7	0	2	0	0			16	
23	McCONNELL, Matty		1-2	1-2	0-0	1	2	3	3	3	1	1	0	0			14	
32	MANTOVANI, Roberto		1-1	0-0	4-6	2	4	6	3	6	1	0	0	0			17	
42	WRIGHT, Lorenzen		0-3	0-3	0-0	0	0	0	1	0	1	0	0	0			9	
Team						5	1	6										
Totals			17-58	3-17	13-25	17	27	44	22	50	10	16	1	4			200	

FG % 1st Half: 8-32 25.0% 2nd half 9-26 34.6% Game: 17-58 29.3% Deadball Rebounds 3  
 3FG % 1st Half 2-10 20.0% 2nd half 1-7 14.3% Game: 3-17 17.6%  
 FT % 1st Half: 2-4 50.0% 2nd half 11-21 52.4% Game: 13-25 52.0%

Officials: Gary Duda, Rod Mrakovich, Chris Boehm  
 Technical fouls: Penn-None. Robert Morris-None.  
 Attendance: 1691

Score by periods	1st	2nd	Total
Penn	29	38	67
Robert Morris	20	30	50

	In	Off	2nd	Fast	
Points	Paint	T/O	Chance	Break	Bench
PENN	40	14	10	9	12
RMU	28	5	16	8	21

Last FG - PENN 2nd-00:51, RMU 2nd-00:37.  
 Largest lead - PENN by 25 2nd-06:04, RMU None.  
 PENN led for 38:51. RMU led for 00:00. Game was tied for 01:09.

Score tied - 0 times.  
 Lead changed - 0 times.

# QUAKER NOTEMEAL FOR 2016-17

## 2016-17 Penn Men's Basketball Roster (\*probable starter) - STATS FROM 2015-16

#	Name	Cl.	Pos.	Ht.	Wt.	PPG	RPG	MPG	High School/Hometown
10	Caleb Wood*	Jr.	G	6-4	180	-	-	-	Galena (Lassen CC)/Reno, Nev.
5	Jackson Donahue*	So.	G	6-0	175	9.7	2.0	25.3	NMH/Pawcatuck, Conn.
20	Matt MacDonald*	Jr.	G	6-5	200	-	-	-	Canisius HS (FDU)/Egbertsville, N.Y.
24	Matt Howard*	Sr.	G	6-4	185	12.3	5.7	30.7	A.C. Flora/Columbia, S.C.
25	AJ Brodeur*	Fr.	F	6-8	225	-	-	-	NMH/Northborough, Mass.
14	Sam Jones	Jr.	F	6-7	175	8.4	3.6	24.8	Gilbert Christian/Gilbert, Ariz.
3	Jake Silpe	So.	G	6-2	185	5.0	2.6	22.4	Cherry Hill East/Cherry Hill, N.J.
4	Darnell Foreman	Jr.	G	6-1	175	5.4	2.7	18.6	Pitman/Camden, N.J.
0	Max Rothschild	So.	F	6-8	225	5.0	3.6	15.2	New Hampton/Chicago, Ill.
40	Dan Dwyer	Jr.	F	6-8	225	1.3	2.1	10.6	Fenwick/River Forest, Ill.
11	Tyler Hamilton	So.	G	6-4	195	2.1	1.1	7.8	Cheshire Academy/Atlanta, Ga.
44	Collin McManus	So.	C	6-10	230	1.0	0.7	2.6	NMH/Bedford, N.H.
13	Dylan Jones	Sr.	F	6-8	215	1.0	0.3	1.5	The Village School/Houston, Texas
23	Shawn Simmons	Jr.	G	6-4	170	0.0	0.0	0.8	Norfolk Academy/Virginia Beach, Va.
21	Ryan Betley	Fr.	G	6-5	185	-	-	-	Downingtown West/Downingtown, Pa.
12	Devon Goodman	Fr.	G	6-0	160	-	-	-	Germantown Academy/Laverock, Pa.
1	Ray Jerome	Fr.	G	6-2	200	-	-	-	Cheshire Academy/Latham, N.Y.
15	Zack Kaminsky	Fr.	F	6-6	200	-	-	-	Pace Academy/Atlanta, Ga.
22	Kuba Mijakowski	Fr.	F	6-7	215	-	-	-	Mountain Mission School/Warsaw, Poland

**John R. Rockwell Head Coach:** Steve Donahue (Ursinus '84), 2nd season

**Assistant Coach:** Nat Graham (Penn '97), 3rd season

**Assistant Coach:** Ira Bowman (Penn '96), 5th season

**Assistant Coach:** Joe Mihalich (Nazareth '09), 2nd season

**Director of Basketball Operations:** Brad Fadem (Boston College '13), 2nd season

**2016-17 Captains:** Matt Howard, Matt MacDonald

### Pronunciations

(3) Jake Silpe . . . . . SILL-PEA  
 (12) Devon Goodman . . . . . DEV-un  
 (15) Zack Kaminsky . . . . . kuh-MIN-skee  
 (22) Kuba Mijakowski . . . . .  
 . . . . . KOO-buh mij-uh-KOW-skee

### From Robert Morris

• Penn never trailed in the game, and had a double-digit lead at the eight-minute mark.

• Penn improved to 2-0 in season openers under Head Coach **Steve Donahue** (both wins coming against Robert Morris).

• Freshman **AJ Brodeur** had a double-double in his first collegiate game (23 points, 11 rebounds) and became the first freshman in program history to do so; *the last time a Penn player had a double-double in his first varsity game was December 1, 1976 when sophomore Tony Price went for 18 points and 12 rebounds in a 108-69 win over The Citadel at The Palestra.*

• You have to go even further back in the Penn annals to find the last time a Quakers player scored 23 points in his first varsity game, like **Brodeur** had last Friday; *it was December 4, 1963 when sophomore Stan Pawlak had 28 in his debut in a 91-62 win over Rutgers.*

• On Monday, **Brodeur** was named co-Ivy League Rookie of the Week along with Yale's Miye Oni.

• Senior **Matt Howard** had his third collegiate double-double with 15 points and 10 rebounds (one board shy of his career high).

• Freshmen **Devon Goodman, Zack Kaminsky** and **Jakub Mijakowski** all saw their first collegiate action late in the game; in fact, all 14 players who dressed saw the floor.

### Preseason Notemeal

• Senior **Matt Howard** was the only player to start all 28 games last year, averaging 12.3 points and 5.7 rebounds per game. He was second on the team in all three categories as well as steals (25). Howard finished the season with 18 double-figure scoring games—including four with 20 or more points—and had three double-doubles.

• Sophomore **Jackson Donahue** averaged 9.7 points per game last year and was the Quakers' top three-point shooter, knocking down 62 treys. He had 14 double-figure scoring games, third on the team, and led Penn in scoring three times. Donahue led the Ivy League in three-point field goals per game in league play last year (2.9) and was third in minutes per game (35.5).

• Sophomore **Jake Silpe** was the only freshman to play all 28 games last year and topped the freshmen with 20 starts. The former South Jersey Player of the Year averaged 5.0 points, 2.6 boards and 22.4 minutes per game; led Penn in assists (89) and steals (27); and had four double-figure scoring games.

• Junior **Sam Jones**, who missed last Friday's opener at Robert Morris due to injury, also played in all 28 games—one of just four players to do so—including 23 starts. He averaged 8.4 points, 3.6 rebounds and 24.8 minutes per game, and was second on the team with 58 three-point baskets. Jones had 11 double-figure scoring games.

• Junior **Darnell Foreman** was the fourth player to see time in all 28 games. He averaged 5.4 points and 2.7 rebounds per game and was second on the team in assists (61) and third in steals (21).

• Sophomore **Max Rothschild** had three double-figure scoring games, two double-digit rebounding efforts, and one double-double last year. He led Penn once in scoring and twice in rebounding.

• Sophomore **Tyler Hamilton** certainly made a favorable final impression last year; he made his first collegiate start in the season finale at Princeton and recorded 11 points, seven rebounds, three assists and three steals.

• Junior **Dan Dwyer** played 24 games last year (three starts) and was second on the team with 14 blocked shots.

## NCAA's Winningest Division I Programs (start of 2016-17 season)

1. Kentucky . . . . .	2,205
2. Kansas . . . . .	2,186
3. North Carolina . . . . .	2,173
4. Duke . . . . .	2,087
5. Syracuse . . . . .	1,943
6. Temple . . . . .	1,870
7. Notre Dame . . . . .	1,819
8. UCLA . . . . .	1,818
9. St. John's . . . . .	1,803
10. Indiana . . . . .	1,783
11. Louisville . . . . .	1,778
12. BYU . . . . .	1,764
13. Utah . . . . .	1,759
14. Illinois . . . . .	1,744
15. Texas . . . . .	1,739
<b>16. Penn . . . . .</b>	<b>1,734</b>
Washington . . . . .	1,734

• Sophomore **Collin McManus** and senior **Dylan Jones** will look to get more time in the frontcourt this season after appearing in nine and four games last year, respectively. (Jones missed much of last season to injury; he played in 43 games his first two years.)

• Penn has a pair of transfers this season who have two years of eligibility. **Matt MacDonald** came to Penn from Fairleigh Dickinson University and sat out last season, while **Caleb Wood** is immediately eligible after playing last year at Lassen Community College in California. (MacDonald is a captain for this year's team, along with Howard.)

• Penn continues to pluck from the New England prep school scene in recruiting. With **Ray Jerome** (Cheshire Academy) and **AJ Brodeur** (Northfield Mount Hermon) on the roster, the Quakers now have six NEPSAC players including three from NMH and two from Cheshire.

• Brodeur helped NMH to the NEPSAC AAA title his senior year and was a first-team all-league pick.

• Locally, Coach Donahue picked up another pair of freshmen with the addition of **Devon Goodman** (Germantown Academy) and **Ryan Betley** (Downingtown West). Betley was the *Daily Local* Player of the Year last year, while Goodman was Inter-Ac MVP as a senior.

• Another freshman, **Zack Kaminsky**, helped his Pace Academy team to a Georgia state championship as a senior.

## 2016-17 Schedule Notes

• Penn's November 11 opener came at **Robert Morris**, which is coached by former Quakers player Andrew Toole.

• Penn will make two separate trips to Florida this year, Nov. 19 to face Miami and Dec. 12 to face UCF.

• Penn's November 26 game at **Navy** will mark the 84th meeting between these two programs; the only schools the Quakers have played more often are the seven other Ivies and city rival Saint Joseph's.

• Penn's home opener comes November 29 against the defending NCAA champion, **Villanova**; it will be one of just two true non-conference road games the Wildcats will play this season (the other coming at Purdue). *Coincidentally, the only other time in program history the Quakers hosted the reigning NCAA champion at The Palestra was January 27, 1986—also Villanova. The Wildcats won, 68-64.*

• Head coach Steve Donahue will face two of his fellow staff members from his days as a Penn assistant coach when he faces **Temple** (Fran Dunphy) on December 3 and **Lafayette** (Fran O'Hanlon) on December 7.

• Penn's February 7 game with **Princeton** will mark the first time the current student body at Penn will be on campus for a game between the two most historic rivals in Ivy League men's basketball. Penn also will celebrate the 90th anniversary of The Palestra that night—The Palestra officially opened for Penn-Yale on January 1, 1927 (after a "soft" opening between Penn and Pennsylvania Military College—now Widener—on December 30).



## 2016-17 Quick Facts

### UNIVERSITY INFORMATION

Name: University of Pennsylvania (Penn)  
 Location (Zip): Philadelphia, Pa. (19104)  
 Founded: 1740  
 Enrollment: 10,406  
 Nickname: Quakers  
 School Colors: Red and Blue  
 Arena/Capacity: The Palestra/8,722  
 Affiliation: NCAA Division I  
 Conference: Ivy League  
 President: Dr. Amy Gutmann  
 Athletic Director: M. Grace Calhoun  
 Athletic Dept. Phone: 215.898.6121  
 Ticket Office Phone: 215.898.6151

### TEAM INFORMATION

2016-17 Captains:  
 Matt Howard, Matt MacDonald  
 2015-16 Overall Record: 11-17  
 9-6 home/2-11 away/0-0 neutral  
 2015-16 Ivy League Record/Finish:  
 5-9/5th  
 Starters Returning/Lost: 4/1  
 Letterwinners Returning/Lost: 9/3  
 Ivy League Honorees Returning: 0

### BASKETBALL STAFF

Head Coach: Steve Donahue (Ursinus '84)  
 Record at Penn: 12-17  
 Career Record: 212-231  
 146-138 at Cornell (10 seasons)  
 54-76 at Boston College (4 seasons)  
 Ivy League Record at Penn: 5-9  
 Career Ivy League Record: 83-71  
 78-62 at Cornell  
 Assistant Coaches:  
 Nat Graham (Penn '97) - 3rd season  
 Ira Bowman (Penn '96) - 5th season  
 Joe Mihalich (Nazareth '09) - 2nd season  
 Director of Operations: Brad Fadem  
 Athletic Trainer: Phil Samko  
 Strength & Conditioning: Stephen Brindle  
 Basketball Office Phone: 215.898.7448

### HISTORY

First Year of Basketball: 1897-98  
 Overall All-Time Record: 1735-1077-1  
 Ivy League Championships: 25  
 NCAA Tournament Appearances: 23  
 NIT Appearances: 1  
 Last Postseason Appearance:  
 2012 CBI  
 (defeated Quinnipiac; lost to Butler)

# P BREAKING DOWN THE 2016-17 SEASON

## 2016-17 Scoring Breakdown

	Total	1st...2nd	Start...Bench	Fr... So... Jr... Sr
at R. Morris	67	29.....38	55.....12	23...20...9...15
at Miami				
at CCSU				
at Navy				
VILLANOVA				
at Temple				
LAFAYETTE				
G. MASON				
at UCF				
DREXEL				
FAIRFIELD				
at Princeton*				
YALE*				
BROWN*				
ST. JOE'S				
at La Salle				
at Harvard*				
at Dartmouth*				
PRINCETON*				
COLUMBIA*				
CORNELL*				
at Brown*				
at Yale*				
at Cornell*				
at Columbia*				
DARTMOUTH*				
HARVARD*				
<b>Totals</b>				
<b>Percentages</b>				

## 2016-17 Specialty Stats

	Pts. in Paint	Pts. off Turnovers	2nd Ch. Points	Fast Break Points	Ties	Lead Changes	Bench Scoring
at R. Morris	40-28	14-5	10-16	9-8	0	0	12-21
at Miami							
at CCSU							
at Navy							
VILLANOVA							
at Temple							
LAFAYETTE							
G. MASON							
at UCF							
DREXEL							
FAIRFIELD							
at Princeton*							
YALE*							
BROWN*							
St. Joe's							
at La Salle							
at Harvard*							
at Dartmouth*							
PRINCETON*							
COLUMBIA*							
CORNELL*							
at Brown*							
at Yale*							
at Cornell*							
at Columbia*							
DARTMOUTH*							
HARVARD*							

NOTE: Penn's score listed first, Opponent's score listed second.

## More Useful Stuff

<b>Largest Margin of Victory</b>	TBA
<b>Smallest Margin of Victory</b>	TBA
<b>Largest Margin of Defeat</b>	TBA
<b>Smallest Margin of Defeat</b>	TBA
<b>Largest Halftime Lead</b>	TBA
<b>Largest Halftime Deficit</b>	TBA
<b>Largest Halftime Lead Surrendered</b>	TBA
<b>Largest Halftime Deficit Overcome</b>	TBA
<b>Largest Lead at Any Time</b>	TBA
<b>Largest Deficit at Any Time</b>	TBA
<b>Largest Lead Surrendered</b>	TBA
<b>Largest Deficit Overcome</b>	TBA
<b>Most First-Half Points</b>	TBA
<b>Fewest First-Half Points</b>	TBA
<b>Most First-Half Points Allowed</b>	TBA
<b>Fewest First-Half Points Allowed</b>	TBA
<b>Most Second-Half Points</b>	TBA
<b>Fewest Second-Half Points</b>	TBA
<b>Most Second-Half Points Allowed</b>	TBA
<b>Fewest Second-Half Points Allowed</b>	TBA
<b>Largest Penn Scoring Run</b>	TBA
<b>Largest Opponent Scoring Run</b>	TBA

# P 2016-17 IVY LEAGUE INFORMATION/MINI-GAMES

## Ivy League Preseason Poll

Penn was picked to finish fourth in the Ivy League's Preseason Media Poll, which came from the votes of two members of each school's media contingent in addition to one national voter. The poll was announced on Wednesday, Oct. 19.

This year, of course, marks the first time the Ivy League will hold a postseason tournament in men's basketball. The top four teams in the regular-season standings will meet at The Palestra the weekend of March 11-12 to determine the Ancient Eight's NCAA Tournament bid.

### 2016-17 Ivy preseason media poll (first-place votes in parentheses)

1. Princeton, 130 points (12)
2. Harvard, 123 (5)
3. Yale, 101
4. Penn, 72

5. Columbia, 61
6. Dartmouth, 48
7. Cornell, 42
8. Brown, 35

## That's Not All...

A quick scan of some other preseason predictions for the Quakers...

- **Athlon** picked Penn fourth.
- **CBSsports.com** picked Penn fourth.
- **Lindy's Sports Annuals** picked Penn fourth.
- **NBCSports.com** picked Penn fourth.
- **Blue Ribbon** picked Penn fourth, and named **A.J. Brodeur** Newcomer of the Year.
- **Mid-Major Madness** picked Penn sixth.
- **College Sports Madness** named senior **Matt Howard** second-team All-Ivy and sophomore **Jackson Donahue** fourth-

## 2016-17 Player Honors

**AJ Brodeur**

co-Ivy League Rookie of the Week (11/14)

team All-Ivy.

## #IVYMADNESS

The inaugural Ivy League men's and women's basketball tournaments will take place Saturday and Sunday, March 11-12, 2017, at the Palestra in Philadelphia. The top four teams will earn berths in



## I Shall Call Them...Mini-Games!

In a way, college basketball games can really be viewed as a series of 10 mini-games, broken up by media timeouts at 16:00, 12:00, 8:00 and 4:00 of each half. Here, we break down the Quakers and their opponents from one media timeout to the next...

Opponent	20-16	16-12	12-8	8-4	4-0	Halftime	20-16	16-12	12-8	8-4	4-0	Final
at R. Morris	7-2	6-2	5-2	5-4	6-10	29-20	10-6	10-2	5-3	8-10	5-7	67-50
at Miami (Fla.)												
at CCSU												
at Navy												
VILLANOVA #												
at Temple #												
LAFAYETTE												
G. MASON												
at UCF												
DREXEL												
FAIRFIELD												
at Princeton*												
YALE*												
BROWN*												
ST. JOSEPH'S #												
at La Salle #												
at Harvard*												
at Dartmouth*												
PRINCETON*												
COLUMBIA*												
CORNELL*												
at Brown*												
at Yale*												
at Cornell*												
at Columbia*												
DARTMOUTH*												
HARVARD*												

NOTE: Penn's score listed first, opponent's score listed second.

NOTE: If the media timeout took place because of a foul that led to free throws, the points scored on the ensuing shots are recorded here as if they took place BEFORE the timeout.

# P PLAYER SEASON/CAREER HIGHS

## Penn When... (Individual)

### DOUBLE-FIGURE SCORING ... Penn

Matt Howard (1 in 2016-17) . . . . .	1-0
<i>30 career (Penn 12-18)</i>	
AJ Brodeur (1) . . . . .	1-0
<i>1 career (Penn 1-0)</i>	
Sam Jones (0) . . . . .	
<i>18 career (Penn 13-5)</i>	
Jackson Donahue (0) . . . . .	
<i>14 career (Penn 5-9)</i>	
Jake Silpe (0) . . . . .	
<i>4 career (Penn 2-2)</i>	
Darnell Foreman (0) . . . . .	
<i>3 career (Penn 2-1)</i>	
Max Rothschild (0) . . . . .	
<i>3 career (Penn 1-2)</i>	
Tyler Hamilton (0) . . . . .	
<i>1 career (Penn 0-1)</i>	
Dylan Jones (0) . . . . .	
<i>1 career (Penn 0-1)</i>	

### 20-POINT SCORING . . . . . Penn

AJ Brodeur (1) . . . . .	1-0
<i>1 career (Penn 1-0)</i>	
Matt Howard (0) . . . . .	
<i>4 career (Penn 3-1)</i>	
Sam Jones (0) . . . . .	
<i>3 career (Penn 2-1)</i>	
Jackson Donahue (0) . . . . .	
<i>1 career (Penn 1-0)</i>	

### DOUBLE-FIGURE REBOUNDS ... Penn

Matt Howard (1) . . . . .	1-0
<i>4 career (Penn 3-1)</i>	
AJ Brodeur (1) . . . . .	1-0
<i>1 career (Penn 1-0)</i>	
Max Rothschild (0) . . . . .	
<i>2 career (Penn 1-1)</i>	
Sam Jones (0) . . . . .	
<i>1 career (Penn 1-0)</i>	

### DOUBLE-DOUBLES . . . . . Penn

Matt Howard (1) . . . . .	1-0
<i>3 career (Penn 2-1)</i>	
AJ Brodeur (1) . . . . .	1-0
<i>1 career (Penn 1-0)</i>	
Max Rothschild (0) . . . . .	
<i>1 career (Penn 1-0)</i>	
Darnell Foreman (0) . . . . .	
<i>1 career (Penn 1-0)</i>	

## Penn Players - Season/Career Highs

### 2016-17

#### #0 • Max Rothschild (So.)

Points	8 (11/11 at Robert Morris)
Rebounds	5 (11/11 at Robert Morris)
Assists	-
Blocked Shots	2 (11/11 at Robert Morris)
Minutes	14 (11/11 at Robert Morris)

#### #3 • Jake Silpe (So.)

Points	2 (11/11 at Robert Morris)
Rebounds	-
Assists	-
Steals	-
3-point FG	-
Minutes	11 (11/11 at Robert Morris)

#### #4 • Darnell Foreman (Jr.)

Points	-
Rebounds	5 (11/11 at Robert Morris)
Assists	4 (11/11 at Robert Morris)
Blocked Shots	-
Steals	2 (11/11 at Robert Morris)
3-point FG	-
Minutes	-

#### #5 • Jackson Donahue (So.)

Points	8 (11/11 at Robert Morris)
Rebounds	2 (11/11 at Robert Morris)
Assists	3 (11/11 at Robert Morris)
Steals	3 (11/11 at Robert Morris)
3-point FG	2 (11/11 at Robert Morris)
Minutes	31 (11/11 at Robert Morris)

#### #11 • Tyler Hamilton (So.)

Points	2 (11/11 at Robert Morris)
Rebounds	-
Assists	-
Steals	-
3-point FG	-
Minutes	-

#### #12 • Devon Goodman (Fr.)

Minutes	2 (11/11 at Robert Morris)
---------	----------------------------

### CAREER

18, two times (3/4/16 at Dartmouth)  
11 (2/6/16 vs. Harvard)  
2, three times (1/30/16 at Brown)  
same  
28 (2/6/16 vs. Harvard)

13 (2/5/16 vs. Dartmouth)  
7 (1/9/16 vs. Princeton)  
8 (2/5/16 vs. Dartmouth)  
5 (2/5/16 vs. Dartmouth)  
2, two times (2/26/16 vs. Cornell)  
42 (1/9/16 vs. Princeton)

15 (3/4/16 at Dartmouth)  
8, three times (3/4/16 at Dartmouth)  
10 (2/19/16 vs. Brown)  
2 (12/3/14 at Navy)  
3, five times (3/5/16 at Harvard)  
2, two times (3/7/15 vs. Cornell)  
34, two times (3/4/16 at Dartmouth)

25 (2/13/16 at Cornell)  
5 (2/20/16 vs. Yale)  
4, two times (2/27/16 vs. Columbia)  
3, two times (11/11/16 at Robert Morris)  
6 (1/20/16 vs. SJU)  
41 (1/9/16 vs. Princeton)

11 (3/8/16 at Princeton)  
7 (3/8/16 at Princeton)  
3 (3/8/16 at Princeton)  
3 (3/8/16 at Princeton)  
2 (1/9/16 vs. Princeton)  
37 (3/8/16 at Princeton)

same

# P PLAYER SEASON/CAREER HIGHS

## Penn Players - Season/Career Highs

### 2016-17

#### #13 • Dylan Jones (Sr.)

Points -  
Rebounds -  
Blocked Shots -  
Minutes -

#### #14 • Sam Jones (Jr.)

Points -  
Rebounds -  
Assists -  
Steals -  
3-point FG -  
Minutes -

#### #24 • Matt Howard (Sr.)

Points 15 (11/11 at Robert Morris)  
Rebounds 10 (11/11 at Robert Morris)  
Assists -  
Blocked Shots -  
Steals 2 (11/11 at Robert Morris)  
3-point FG 2 (11/11 at Robert Morris)  
Minutes 28 (11/11 at Robert Morris)

#### #25 • AJ Brodeur (Fr.)

Points 23 (11/11 at Robert Morris)  
Rebounds 11 (11/11 at Robert Morris)  
Blocked Shots 2 (11/11 at Robert Morris)  
Minutes 29 (11/11 at Robert Morris)

#### #40 • Dan Dwyer (Jr.)

Points -  
Rebounds -  
Assists -  
Blocked Shots -  
Minutes 2 (11/11 at Robert Morris)

#### #44 • Collin McManus (So.)

Points -  
Rebounds -  
Minutes -

### CAREER

10 (1/18/14 vs. Saint Joseph's)  
5 (1/18/14 vs. Saint Joseph's)  
2, two times (2/7/15 at Columbia)  
17 (2/21/14 vs. Harvard)

23, two times (11/15/15 vs. CCSU)  
10 (12/19/15 vs. Ursinus)  
3, two times (12/6/14 at Binghamton)  
2, four times (11/25/15 vs. La Salle)  
7 (2/7/15 at Columbia)  
35, two times (1/30/16 at Brown)

23, two times (1/2/16 vs. Binghamton)  
11, two times (2/6/16 vs. Harvard)  
4, three times (3/5/16 at Harvard)  
2, two times (1/30/16 at Brown)  
4 (12/30/14 at La Salle)  
5 (1/2/16 vs. Binghamton)  
40 (1/30/16 at Brown)

same  
same  
same  
same

6, two times (1/30/16 at Brown)  
7, two times (1/20/16 vs. SJU)  
2 (1/29/16 at Yale)  
2, three times (2/5/16 vs. Dartmouth)  
27 (12/2/15 vs. Navy)

3 (1/29/16 at Yale)  
2 (12/5/15 at George Mason)  
4 (12/5/15 at George Mason)

### Game-by-Game Scoring Leaders

Game . . . . . player, total  
at R. Morris . . . . . Brodeur, 23  
at Miami . . . . .  
at CCSU . . . . .  
at Navy . . . . .  
VILLANOVA # . . . . .  
at Temple # . . . . .  
LAFAYETTE . . . . .  
G. MASON . . . . .  
at UCF . . . . .  
DREXEL . . . . .  
FAIRFIELD . . . . .  
at Princeton\* . . . . .  
YALE\* . . . . .  
BROWN\* . . . . .  
SAINT JOSEPH'S # . . . . .  
at La Salle # . . . . .  
at Harvard\* . . . . .  
at Dartmouth\* . . . . .  
PRINCETON\* . . . . .  
COLUMBIA\* . . . . .  
CORNELL\* . . . . .  
at Brown\* . . . . .  
at Yale\* . . . . .  
at Cornell\* . . . . .  
at Columbia\* . . . . .  
DARTMOUTH\* . . . . .  
HARVARD\* . . . . .

### Game-by-Game Rebounding Leaders

Game . . . . . player, total  
at R. Morris . . . . . Brodeur, 11  
at Miami . . . . .  
at CCSU . . . . .  
at Navy . . . . .  
VILLANOVA # . . . . .  
at Temple # . . . . .  
LAFAYETTE . . . . .  
G. MASON . . . . .  
at UCF . . . . .  
DREXEL . . . . .  
FAIRFIELD . . . . .  
at Princeton\* . . . . .  
YALE\* . . . . .  
BROWN\* . . . . .  
SAINT JOSEPH'S # . . . . .  
at La Salle # . . . . .  
at Harvard\* . . . . .  
at Dartmouth\* . . . . .  
PRINCETON\* . . . . .  
COLUMBIA\* . . . . .  
CORNELL\* . . . . .  
at Brown\* . . . . .  
at Yale\* . . . . .  
at Cornell\* . . . . .  
at Columbia\* . . . . .  
DARTMOUTH\* . . . . .  
HARVARD\* . . . . .



# P CAREER STATISTICS FOR RETURNING PLAYERS

## #0 • Max Rothschild

YEAR	GP/S	Min./Avg.	FG-A	Pct.	3FG-A	Pct.	FT-A	Pct.	O-D Reb./Avg.	PF	A	TO	B	S Pts./Avg.		
2015-16	24/2	364/15.2	51-98	.520	1-1	1.00	18-31	.581	30-56	86/3.6	46	14	34	0	5	121/5.0

## #3 • Jake Silpe

YEAR	GP/S	Min./Avg.	FG-A	Pct.	3FG-A	Pct.	FT-A	Pct.	O-D Reb./Avg.	PF	A	TO	B	S Pts./Avg.		
2015-16	28/20	628/22.4	44-123	.358	15-48	.313	38-60	.633	23-49	72/2.6	77	89	60	2	27	141/5.0

## #4 • Darnell Foreman

YEAR	GP/S	Min./Avg.	FG-A	Pct.	3FG-A	Pct.	FT-A	Pct.	O-D Reb./Avg.	PF	A	TO	B	S Pts./Avg.		
2014-15	28/16	595/21.3	31-95	.326	10-39	.256	25-33	.758	7-43	50/1.8	45	38	43	7	24	97/3.5
2015-16	28/5	522/18.6	47-144	.326	10-49	.204	47-67	.701	14-61	75/2.7	52	61	30	5	21	151/5.4
<b>Totals</b>	<b>56/21</b>	<b>1,117</b>	<b>78-239</b>	<b>.326</b>	<b>20-88</b>	<b>.227</b>	<b>72-100</b>	<b>.720</b>	<b>21-104</b>	<b>125/2.2</b>	<b>97</b>	<b>99</b>	<b>73</b>	<b>12</b>	<b>45</b>	<b>248/4.4</b>

## #5 • Jackson Donahue

YEAR	GP/S	Min./Avg.	FG-A	Pct.	3FG-A	Pct.	FT-A	Pct.	O-D Reb./Avg.	PF	A	TO	B	S Pts./Avg.		
2015-16	26/17	659/25.3	82-207	.396	62-164	.378	27-44	.614	15-37	52/2.0	44	32	23	1	15	253/9.7

## #11 • Tyler Hamilton

YEAR	GP/S	Min./Avg.	FG-A	Pct.	3FG-A	Pct.	FT-A	Pct.	O-D Reb./Avg.	PF	A	TO	B	S Pts./Avg.		
2015-16	18/1	140/7.8	11-37	.297	4-18	.222	11-15	.733	3-16	19/1.1	24	7	10	1	10	37/2.1

## #13 • Dylan Jones

YEAR	GP/S	Min./Avg.	FG-A	Pct.	3FG-A	Pct.	FT-A	Pct.	O-D Reb./Avg.	PF	A	TO	B	S Pts./Avg.		
2013-14	21/1	130/6.2	14-34	.412	0-0	.000	6-20	.300	12-14	26/1.2	24	1	7	4	2	34/1.6
2014-15	22/0	154/7.0	15-32	.469	0-0	.000	15-26	.577	14-15	29/1.3	39	2	15	4	6	45/2.0
2015-16	4/0	6/1.5	2-2	1.00	0-0	.000	0-2	.000	0-1	1/0.3	0	0	0	0	0	4/1.0
<b>TOTAL</b>	<b>47/1</b>	<b>290</b>	<b>31-68</b>	<b>.456</b>	<b>0-0</b>	<b>.000</b>	<b>21-48</b>	<b>.438</b>	<b>26-30</b>	<b>56/1.2</b>	<b>63</b>	<b>3</b>	<b>22</b>	<b>8</b>	<b>8</b>	<b>83/1.8</b>

## #14 • Sam Jones

YEAR	GP/S	Min./Avg.	FG-A	Pct.	3FG-A	Pct.	FT-A	Pct.	O-D Reb./Avg.	PF	A	TO	B	S Pts./Avg.		
2014-15	28/4	455/16.3	61-151	.404	51-118	.432	4-7	.571	8-49	57/2.0	35	13	15	5	10	177/6.3
2015-16	28/23	694/24.8	70-196	.357	58-175	.331	37-42	.881	14-88	102/3.6	38	21	23	7	10	235/8.4
<b>Totals</b>	<b>56/27</b>	<b>1,149</b>	<b>131-347</b>	<b>.378</b>	<b>109-293</b>	<b>.372</b>	<b>41-49</b>	<b>.837</b>	<b>22-137</b>	<b>159/2.8</b>	<b>73</b>	<b>34</b>	<b>38</b>	<b>12</b>	<b>20</b>	<b>412/7.4</b>

## #23 • Shawn Simmons

YEAR	GP/S	Min./Avg.	FG-A	Pct.	3FG-A	Pct.	FT-A	Pct.	O-D Reb./Avg.	PF	A	TO	B	S Pts./Avg.		
2014-15	0/0	13/1.4	0-1	.000	0-0	.000	1-6	.167	1-2	3/0.3	1	0	1	0	0	1/0.1
2015-16	6/0	5/0.8	0-1	.000	0-1	.000	0-0	.000	0-0	0/0.0	0	1	1	0	0	0/0.0
<b>Totals</b>	<b>15/0</b>	<b>18</b>	<b>0-2</b>	<b>.000</b>	<b>0-1</b>	<b>.000</b>	<b>1-6</b>	<b>.167</b>	<b>1-2</b>	<b>3/0.2</b>	<b>1</b>	<b>1</b>	<b>2</b>	<b>0</b>	<b>0</b>	<b>1/0.1</b>

## #24 • Matt Howard

YEAR	GP/S	Min./Avg.	FG-A	Pct.	3FG-A	Pct.	FT-A	Pct.	O-D Reb./Avg.	PF	A	TO	B	S Pts./Avg.		
2013-14	17/0	113/6.6	13-27	.481	1-2	.500	9-19	.474	3-24	27/1.6	10	8	5	3	6	36/2.1
2014-15	28/24	736/26.3	84-179	.469	17-53	.321	50-72	.694	23-66	89/3.2	53	26	37	7	28	235/8.4
2015-16	28/28	859/30.7	125-271	.461	33-116	.284	60-89	.674	47-112	159/5.7	70	31	43	10	25	343/12.3
<b>Totals</b>	<b>73/52</b>	<b>1,708</b>	<b>222-477</b>	<b>.465</b>	<b>51-171</b>	<b>.298</b>	<b>119-180</b>	<b>.661</b>	<b>73-202</b>	<b>275/3.8</b>	<b>133</b>	<b>65</b>	<b>85</b>	<b>20</b>	<b>59</b>	<b>614/8.4</b>

## #40 • Dan Dwyer

YEAR	GP/S	Min./Avg.	FG-A	Pct.	3FG-A	Pct.	FT-A	Pct.	O-D Reb./Avg.	PF	A	TO	B	S Pts./Avg.		
2014-15	16/1	65/4.1	3-5	.600	0-0	.000	0-0	.000	2-11	13/0.8	4	1	1	2	1	6/0.4
2015-16	24/3	255/10.6	15-37	.405	0-3	.000	1-1	1.00	17-33	50/2.1	31	9	16	14	2	31/1.3
<b>Totals</b>	<b>40/4</b>	<b>320</b>	<b>18-42</b>	<b>.429</b>	<b>0-3</b>	<b>.000</b>	<b>1-1</b>	<b>1.00</b>	<b>19-44</b>	<b>63/1.6</b>	<b>35</b>	<b>10</b>	<b>17</b>	<b>16</b>	<b>3</b>	<b>37/0.9</b>

## #44 • Collin McManus

YEAR	GP/S	Min./Avg.	FG-A	Pct.	3FG-A	Pct.	FT-A	Pct.	O-D Reb./Avg.	PF	A	TO	B	S Pts./Avg.		
2015-16	9/0	23/2.6	3-7	.429	0-0	.000	3-4	.750	3-3	6/0.7	1	0	1	1	0	9/1.0

# STEVE DONAHUE, JOHN R. ROCKWELL HEAD COACH



**PASSION. GRATITUDE. UNITY. COMPETITIVENESS. HUMILITY.**  
*Now in his second season as the John R. Rockwell Head Coach of the University of Pennsylvania men's basketball program, these are the five "core values" that Steve Donahue has established for the players, coaches and staff affiliated with the program that are under his stewardship.*

Steve Donahue was introduced as the John R. Rockwell Head Coach of Men's Basketball on March 17, 2015 and enters his second season as the 20th head coach in program history.

Donahue's hiring marks a return to Penn for the Delaware County native; he was an assistant coach for the Quakers under Fran Dunphy from 1990-91 until 1999-2000. During that 10-year span, Penn won six Ivy League titles including four separate undefeated conference campaigns, compiling a 182-91 overall record that included a 114-26 mark in Ivy play.

"Having been a part of Philadelphia and Penn basketball for the greater part of my life, I have a great passion for this city and this program," said Donahue. "I spent 10 extraordinary years as an assistant here at Penn working with one of the great head coaches in all of college basketball, Fran Dunphy. That, combined with my experiences as head coach at Cornell and Boston College, have led me to this distinct opportunity to return the program that I grew up watching to national prominence. I plan to provide the energy and the enthusiasm that will put Penn basketball back atop the Ivy League."

Donahue left Penn to become head coach at Cornell ahead of the 2000-01 season. He stayed in Ithaca for 10 years, gradually building the Big Red program up until the table was set for a three-year run that included a trio of Ivy League titles; a 72-21 overall record that included a 38-4 Ivy mark; and three NCAA Tournament appearances that included a run to the Sweet 16 in 2010. Donahue was the Clair Bee National Coach of the Year and National Association of Basketball Coaches (NABC) District 4 Coach of the Year in 2009-10; and the NABC District 4 Coach of the Year and United States Basketball Writers Association (USBWA) District II Coach of the Year in 2007-08, when his team went 14-0 in Ivy League play to become just the third program in Ancient Eight history to achieve an unbeaten conference season (also Penn and Princeton).

While at Cornell, Donahue coached and/or recruited seven of the school's top 13 all-time leading scorers; two Ivy League Player of the Year selections; two Ivy League Rookie of the Year selections; eight NABC All-District selections; six Academic All-District players; and two Academic All-Americans.

Following that Sweet 16 campaign, Donahue left Cornell to become head coach at Boston College. He spent four years at The Heights, going 21-13 his first season and getting the Eagles to the NIT. In 2012-13, he boasted the consensus ACC Rookie of the Year in Olivier Hanlan.

During the 2014-15 basketball season, Donahue was a regular analyst on college basketball broadcasts for ESPN and FOX.

Prior to his arrival at Penn for the 1990-91 season, Donahue was an assistant under legendary coach Herb Magee at Philadelphia University for two seasons and helped the Rams to a pair of 20-win seasons and the NCAA Division II Tournament. Before that, Donahue was as an assistant for current Lafayette head coach Fran O'Hanlon at Monsignor Bonner High School, helping to guide Bonner to the Philadelphia Catholic League title. He began his coaching career at Springfield (Pa.) High School.

Donahue is a 1984 Ursinus College graduate, where he was a four-year letterman in both basketball and baseball for the Bears and captain of the basketball team as a senior. His freshman season, Donahue helped the basketball team finish 23-8 and advance to the NCAA Division III Tournament semifinal round. His sophomore year, the Bears were NCAA quarterfinalists.

Donahue and his wife, Pamela, have four children: Taylor, Matthew, Katie and Jack.

## Coach Donahue Year-by-Year (212-231 Overall, 83-71 Ivy League)

Year	School	Overall		Ivy		
		W	L	W	L	Place
2000-01	Cornell	7	20	3	11	t-7th
2001-02	Cornell	5	22	2	12	t-7th
2002-03	Cornell	9	18	4	10	t-5th
2003-04	Cornell	11	16	6	8	t-5th
2004-05	Cornell	13	14	8	6	2nd
2005-06	Cornell	13	15	8	6	3rd
2006-07	Cornell	16	12	9	5	3rd
2007-08	Cornell	22	6	14	0	1st
2008-09	Cornell	21	10	11	3	1st
2009-10	Cornell	29	5	13	1	1st
2010-11	Boston College	21	13			
2011-12	Boston College	9	22			
2012-13	Boston College	16	17			
2013-14	Boston College	8	24			
2015-16	Penn	11	17	5	9	5th
2016-17	Penn	1	0			

**Career at Cornell:** 146-138 (10 seasons)

**Ivy League at Cornell:** 78-62

**Career at Boston College:** 54-76 (4 seasons)

## Penn When... (Team)

Stat.....	16-17.....	SD
at The Palestra (0 in 2016-17).....		9-6
Away (1).....	1-0.....	3-11
Neutral (0).....		0-0
White uniform (0).....		9-6
Blue uniform (1).....	1-0.....	3-8
Red uniform (0).....		0-3
1-Point Margin (0).....		1-2
2-Point Margin (0).....		0-1
3-Point Margin (0).....		0-0
4-Point Margin (0).....		0-1
5-Point Margin (0).....		1-0
6-10 Point Margin (0).....		5-5
11-15 Point Margin (1).....	1-0.....	2-1
16-20 Point Margin (0).....		2-3
21+ Point Margin (0).....		1-4
Overtime Games (0).....		0-2
Leading at Half (1).....	1-0.....	7-0
Trailing at Half (0).....		2-17
Tied at Half (0).....		3-0
0 players in double figures (0).....		0-0
1 player in double figures (0).....		0-2
2 players in double figures (1).....	1-0.....	3-6
3 players in double figures (0).....		6-6
4 players in double figures (0).....		1-2
5 players in double figures (0).....		2-1
PENN FG% > Opponent (1).....	1-0.....	11-6
PENN FG% < Opponent (0).....		1-11
PENN FG% = Opponent (0).....		0-0
PENN 3-FGM > Opponent (1).....	1-0.....	6-8
PENN 3-FGM < Opponent (0).....		4-6
PENN 3-FGM = Opponent (0).....		2-3
PENN rebounds > Opponent (0).....		10-3
PENN rebounds < Opponent (0).....		1-13
PENN rebounds = Opponent (1).....	1-0.....	1-1

Stat.....	16-17.....	SD
PENN FTM > Opponent (0).....		8-3
PENN FTM < Opponent (1).....	1-0.....	4-13
PENN FTM = Opponent (0).....		0-1
PENN FTA > Opponent (0).....		9-4
PENN FTA < Opponent (1).....	1-0.....	3-12
PENN FTA = Opponent (0).....		0-1
PENN turnovers < Opponent (1).....	1-0.....	4-3
PENN turnovers > Opponent (0).....		6-12
PENN turnovers = Opponent (0).....		2-2
PENN scores less than 50 (0).....		0-1
PENN scores 50-59 (0).....		0-7
PENN scores 60-69 (1).....	1-0.....	3-4
PENN scores 70-79 (0).....		6-3
PENN scores 80 or more (0).....		3-2
PENN scores 100 or more (0).....		0-0
Opponent scores less than 50 (0).....		1-0
Opponent scores 50-59 (1).....	1-0.....	3-1
Opponent scores 60-69 (0).....		5-3
Opponent scores 70-79 (0).....		2-8
Opponent scores 80 or more (0).....		1-4
Opponent scores 100 or more (0).....		0-1
Playing on Monday (0).....		0-1
Tuesday (0).....		1-2
Wednesday (0).....		1-3
Thursday (0).....		0-0
Friday (1).....	1-0.....	5-3
Saturday (0).....		4-7
Sunday (0).....		1-1
Playing in November (1).....	1-0.....	5-2
December (0).....		1-5
January (0).....		1-4
February (0).....		5-3
March (0).....		0-3

## Twos, Threes, and Frees

In a Daily News article published in September 2015, Coach Donahue explained his offensive philosophy thusly: "I want to get a layup or a dunk. When I'm attacking the basket, I ask my guys, 'Are you 95 percent certain that you're going to make this or get fouled?' If they're not, there are mechanisms in place to find my second thing: a standstill, in-rhythm three. The third thing is a post-up with two feet in the lane, one on one. If you get that, great; if not, it should be kicked. So everything we do evolves from that."

With that in mind, we decided to chart the number of two-point field-goal attempts, three-point field-goal attempts, and foul shots that Penn takes this season.

Opponent.....	2s	3s	FTs	Opponent.....	2s	3s	FTs	Opponent.....	2s	3s	FTs
at Robert Morris.....	37	18	21	DREXEL.....				PRINCETON*.....			
at Miami.....				FAIRFIELD.....				COLUMBIA*.....			
at Central Conn.....				at Princeton*.....				CORNELL*.....			
at Navy.....				YALE*.....				at Brown*.....			
VILLANOVA #.....				BROWN*.....				at Yale*.....			
at Temple #.....				SAINT JOSEPH'S #.....				at Cornell*.....			
LAFAYETTE.....				at La Salle #.....				at Columbia*.....			
GEORGE MASON.....				at Harvard*.....				DARTMOUTH*.....			
at UCF.....				at Dartmouth*.....				HARVARD*.....			

### Percentages

2-point FG attempts: 37 (67.2)  
3-point FG attempts: 18 (32.8)

### 2015-16 Percentages

2FG: 947 (59.1)  
3FG: 656 (40.9)

## PENN TEAM HIGHS

POINTS ..... 92 (2/13/16 at Cornell)  
 FIRST-HALF POINTS ..... 45 (2/19/16 vs. Brown)  
 SECOND-HALF POINTS ..... 56 (2/13/16 at Cornell)  
 FG MADE ..... 32 (11/25/15 vs. La Salle)  
 FG ATTEMPTS ..... 68 (3/5/16 at Harvard)  
 ..... 68 (1/9/16 vs. Princeton)  
 FG PERCENTAGE ..... .527 (29-55 vs. Temple, 12/9/15)  
 3FG MADE ..... 12 (2/19/16 vs. Brown)  
 ..... 12 (1/2/16 vs. Binghamton)  
 3FG ATTEMPTS ..... 38 (1/20/16 vs. Saint Joseph's)  
 3FG PERCENTAGE ..... .478 (11-23 at Brown, 1/30/16)  
 FT MADE ..... 29 (2/13/16 at Cornell)  
 FT ATTEMPTS ..... 35 (2/13/16 at Cornell)  
 FT PERCENTAGE ..... .875 (7-8 at Harvard, 3/5/16)  
 REBOUNDS ..... 53 (2/6/16 vs. Harvard)  
 ASSISTS ..... 25 (11/13/15 vs. Robert Morris)  
 STEALS ..... 12 (2/5/16 vs. Dartmouth)  
 BLOCKED SHOTS ..... 8 (3/4/16 at Dartmouth)  
 TURNOVERS ..... 22 (2/5/16 vs. Dartmouth)

## PENN TEAM LOWS

POINTS ..... 44 (12/5/15 at George Mason)  
 FIRST-HALF POINTS ..... 11 (12/28/15 at Villanova)  
 SECOND-HALF POINTS ..... 24 (12/22/15 at Drexel)  
 FG MADE ..... 17 (12/5/15 at George Mason)  
 ..... 17 (12/5/15 at George Mason)  
 FG ATTEMPTS ..... 40 (12/2/15 vs. Navy)  
 FG PERCENTAGE ..... .317 (20-63 vs. Saint Joseph's, 1/20/16)  
 3FG MADE ..... 3, three times (2/20/16 vs. Yale)  
 3FG ATTEMPTS ..... 15 (1/29/16 at Yale)  
 3FG PERCENTAGE ..... .130 (3-23 at Delaware State, 11/17/15)  
 FT MADE ..... 4 (1/9/16 vs. Princeton)  
 FT ATTEMPTS ..... 6 (12/5/15 at George Mason)  
 FT PERCENTAGE ..... .364 (4-11 vs. Princeton, 1/9/16)  
 REBOUNDS ..... 23 (2/27/16 vs. Columbia)  
 ..... 23 (12/9/15 vs. Temple)  
 ASSISTS ..... 7, three times (1/29/16 at Yale)  
 STEALS ..... 1 (12/5/15 at George Mason)  
 BLOCKED SHOTS ..... 0, five times (1/20/16 vs. Saint Joseph's)  
 TURNOVERS ..... 7 (3/5/16 at Harvard)

## OPPONENT TEAM HIGHS

POINTS ..... 104 (11/21/15 by Washington)  
 FIRST-HALF POINTS ..... 54 (11/21/15 by Washington)  
 SECOND-HALF POINTS ..... 50 (11/21/15 by Washington)  
 FG MADE ..... 40 (11/21/15 by Washington)  
 FG ATTEMPTS ..... 78 (11/21/15 by Washington)  
 FG PERCENTAGE ..... .642 (34-53 by Columbia, 2/27/16)  
 3FG MADE ..... 13 (1/30/16 by Brown)  
 3FG ATTEMPTS ..... 30 (2/6/16 by Harvard)  
 3FG PERCENTAGE ..... .571 (8-14 by Harvard, 3/5/16)  
 FT MADE ..... 26 (12/28/15 by Villanova)  
 FT ATTEMPTS ..... 41 (12/28/15 by Villanova)  
 FT PERCENTAGE ..... 1.000 (10-10 by La Salle, 11/25/15)  
 REBOUNDS ..... 50 (11/21/15 by Washington)  
 ASSISTS ..... 19 (2/27/16 by Columbia)  
 ..... 19 (1/20/16 by Saint Joseph's)  
 STEALS ..... 11 (2/12/16 by Columbia)  
 ..... 11 (2/5/16 by Dartmouth)  
 BLOCKED SHOTS ..... 9 (3/5/16 by Harvard)  
 TURNOVERS ..... 19 (2/5/16 by Dartmouth)

## OPPONENT TEAM LOWS

POINTS ..... 45 (1/2/16 by Binghamton)  
 FIRST-HALF POINTS ..... 14 (1/2/16 by Binghamton)  
 SECOND-HALF POINTS ..... 23 (12/22/15 by Drexel)  
 FG MADE ..... 11 (1/2/16 by Binghamton)  
 FG ATTEMPTS ..... 45 (1/2/16 by Binghamton)  
 FG PERCENTAGE ..... .244 (11-45 by Binghamton, 1/2/16)  
 3FG MADE ..... 1 (2/20/16 by Yale)  
 ..... 1 (12/28/15 by Villanova)  
 3FG ATTEMPTS ..... 6 (2/20/16 by Yale)  
 3FG PERCENTAGE ..... .091 (1-11 by Villanova, 12/28/15)  
 FT MADE ..... 6 (12/5/15 by George Mason)  
 FT ATTEMPTS ..... 9 (11/17/15 by Delaware State)  
 FT PERCENTAGE ..... .368 (7-19 by Columbia, 2/12/16)  
 REBOUNDS ..... 27 (2/27/16 by Columbia)  
 ..... 27 (12/2/15 by Navy)  
 ASSISTS ..... 5 (1/2/16 by Binghamton)  
 ..... 5 (11/15/15 by CCSU)  
 STEALS ..... 2 (12/22/15 by Drexel)  
 BLOCKED SHOTS ..... 0 (12/9/15 by Temple)  
 TURNOVERS ..... 4 (2/27/16 by Columbia)

## Penn Player Highs in the Steve Donahue Era

<b>Points</b> ..... 31, Darien Nelson-Henry ..... 11/25/15 vs. La Salle	<b>FG Made</b> ..... 14, Darien Nelson-Henry ..... 11/25/15 vs. La Salle	<b>FT Made</b> ..... 11, Sam Jones ..... 2/26/16 vs. Cornell
<b>Rebounds</b> ..... 16, Darien Nelson-Henry ..... 2/13/16 vs. Cornell	<b>FG Attempts</b> ..... 20, Matt Howard ..... 3/5/16 at Harvard	<b>FT Attempts</b> ..... 16, Matt Howard ..... 1/30/16 at Brown
<b>Assists</b> ..... 10, Darnell Foreman ..... 2/19/16 vs. Brown	<b>FG Pct.</b> ..... .833, Darien Nelson-Henry (min. 5 att.) ..... 5-6 vs. Temple, 12/9/15	<b>FT Pct.</b> ..... 1.000, Sam Jones (min. 5 att.) ..... 6-6 at Cornell, 2/13/16
<b>Blocked Shots</b> .. 5, Darien Nelson-Henry ..... 12/19/15 vs. Ursinus	<b>3FG Made</b> ..... 6, Jackson Donahue ..... 1/20/16 vs. Saint Joseph's	
<b>Steals</b> ..... 5, Jake Silpe ..... 2/5/16 vs. Dartmouth	<b>3FG Attempts</b> ..... 15, Jackson Donahue ..... 1/20/16 vs. Saint Joseph's	
	<b>3FG Pct.</b> ..... .714, Matt Howard (min. 5 att.) . 5-7 vs. Binghamton, 1/2/16	

# **P THE LAST TIME A PENN PLAYER...**

Was Ivy League Player of the Year	2011-12 (Zack Rosen)
Was unanimous Ivy League Player of the Year	2011-12 (Zack Rosen)
Was Ivy League Rookie of the Year	2007-08 (Tyler Bernardini)
Was first-team All-Ivy	2011-12 (Zack Rosen)
Was unanimous first-team All-Ivy	2011-12 (Zack Rosen)
Was Philadelphia Big 5 Player of the Year	2011-12 (Zack Rosen)
Was Philadelphia Big 5 Rookie of the Year	2008-09 (Zack Rosen)
Was first-team All-Philadelphia Big 5	2011-12 (Zack Rosen)
Scored his 1,000th career point	2/26/2016 (Darien Nelson-Henry vs. Cornell)
Averaged 20 points for a season	1977-78 (Keven McDonald, 22.3 ppg/28 games)
Averaged 10 rebounds for a season	1973-74 (Ron Haigler, 10.6 rpg/27 games)
Scored 40 or more points in a game	12/8/1989 (Hassan Duncombe 44 vs. Navy)
Scored 37 points in a game	1/13/1993 (Matt Maloney vs. American)
Scored 36 points in a game	2/4/1995 (Matt Maloney at Brown)
Scored 33 points in a game	11/26/2013 (Tony Hicks vs. Niagara)
Scored 31 points in a game	11/25/2015 (Darien Nelson-Henry vs. La Salle)
Scored more than half the team's points in a game	11/13/2012 (Fran Dougherty 31 of Penn's 53 vs. Fairfield)
Scored 26 points in a half	12/22/2010 (Zack Rosen 2nd half at Delaware)
Scored 20 points in a half	2/6/2015 (Tony Hicks 2nd half at Cornell)
Freshman scored 31 points in a game	3/7/1992 (Jerome Allen at Cornell)
Freshman scored 29 points in a game	2/22/2013 (Tony Hicks at Cornell)
Freshman scored 25 points in a game	2/13/2016 (Jackson Donahue at Cornell)
Freshman scored 23 points in first collegiate game	11/11/2016 (AJ Brodeur at Cornell)
Consecutive games with 25+ points	12/10-12/23/2011 (Tyler Bernardini 29 at UCLA, 30 vs. Marist)
Five straight games with 20+ points	Jan. 27-Feb. 4, 1989 (Walt Frazier, Jr.)
Four straight games with 20+ points	Nov. 12-19, 2012 (Fran Dougherty)
Scored 56 points in an Ivy League weekend	2/19-20/2010 (Zack Rosen, 29 vs. Brown/27 vs. Yale)
Two players with 25+ points in a game	1/18/2007 (Mark Zoller 28, Ibrahim Jaaber 27 at La Salle)
Two players with 20+ points in a game	2/13/2016 (Jackson Donahue 25, Matt Howard 20 at Cornell)
Three players with 10+ rebounds in a game	2/6/2016 (Nelson-Henry 12, Howard 11, Rothschild 11 vs. Harvard)
Had 20 rebounds in a game	2/27/1987 (Bruce Lefkowitz vs. Brown)
Had 17 rebounds in a game	3/2/2007 (Mark Zoller vs. Yale)
Had 16 rebounds in a game	2/13/2016 (Darien Nelson-Henry at Cornell)
Had a double-double	11/11/2016 (AJ Brodeur 23 points, 11 rebounds at Robert Morris)
Doubles-doubles in 3 straight games	2/6/2016 (Darien Nelson-Henry vs. Harvard), 2/12 (at Columbia), 2/13 (at Cornell)
Two players with double-doubles in same game	11/11/2016 (Brodeur 23/11, Howard 15/10 at Robert Morris)
Three players with double-doubles in same game	2/6/2016 (DNH 18/12, Rothschild 14/11, Howard 12/11 vs. Harvard)
Double-double in first collegiate game	11/11/2016 (AJ Brodeur 23 points, 11 rebounds at Robert Morris)
Had 20 points/20 rebounds in a game	2/27/1987 (Bruce Lefkowitz 31/20 vs. Brown)
Made 10 three-pointers in a game	2/4/1995 (Matt Maloney at Brown)
Made 8 three-pointers in a game	12/23/2011 (Tyler Bernardini vs. Marist)
Made 7 three-pointers in a game	2/7/2015 (Sam Jones at Columbia)
Made 6 three-pointers in a game	1/20/2016 (Jackson Donahue vs. Saint Joseph's)
Made 5 three-pointers in a game	2/16/2016 (Jackson Donahue, Sam Jones vs. Brown)
Made 15 field goals in a game	1/20/1990 (Hassan Duncombe vs. Colgate)
Made 14 field goals in a game	11/25/2015 (Darien Nelson-Henry vs. La Salle)
Made 15 free throws in a game	12/2/2005 (Ibrahim Jaaber vs. Navy)
Made 12 free throws in a game	12/7/2011 (Zack Rosen vs. Delaware)
Made 11 free throws in a game	2/26/2016 (Sam Jones vs. Cornell)
Shot 100% from the field (minimum five attempts)	3/5/2010 (Dan Monckton 6-6 vs. Harvard)
Shot 100% from three-pointers (minimum four attempts)	3/8/2013 (Miles Jackson-Cartwright 4-4 at Brown)
Shot 100% from the free throw line (minimum 12 attempts)	12/7/2011 (Zack Rosen 12-12 vs. Delaware)
Shot 100% from the free throw line (minimum 11 attempts)	11/16/2013 (Darien Nelson-Henry 11-11 vs. Penn State)
Had 13 assists in a game	11/22/2014 (Tony Hicks vs. Lafayette)
Had 11 assists in a game	3/7/2015 (Antonio Woods vs. Cornell)
Had 10 assists in a game	2/19/2016 (Darnell Foreman vs. Brown)
Had 7 blocked shots in a game	2/3/1996 (Tim Krug vs. Columbia)
Had 6 blocked shots in a game	3/3/2000 (Geoff Owens vs. Brown)
Had 5 blocked shots in a game	2/15/2014 (Darien Nelson-Henry at Brown)
Had 9 steals in a game	3/4/2005 (Ibrahim Jaaber vs. Dartmouth)
Had 7 steals in a game	12/7/2006 (Ibrahim Jaaber at Navy)
Had 6 steals in a game	2/17/2007 (Mark Zoller vs. Cornell)
Had 5 steals in a game	2/5/2016 (Jake Silpe vs. Dartmouth)
Ejected from a game	3/7/2014 (Tony Hicks at Columbia)
Technical foul	12/19/15 (Max Rothschild vs. Ursinus)

Had no players score in double figures in a game. ....	3/10/2015 (vs. Princeton)
Had five players score in double figures in a game. ....	2/26/2016 (vs. Cornell)
Had six players score in double figures in a game. ....	3/7/2015 (vs. Cornell)
Had three players record double-doubles in a game. ....	2/6/2016 (vs. Harvard)
Did not make a three-point shot in a game. ....	11/24/2009 (vs. Drexel)
Held an opponent without a three-point field goal in a game. ....	11/11/2011 (at UMBC)
Neither team hit a three-point field goal in the game. ....	11/24/2009 (Penn 0-8, Drexel 0-11)
Shot 100% from the foul line in a game. ....	1/1/2012 (9-9 at Duke)
Defeated an AP Top 25 opponent. ....	11/23/1998 (Penn 73, #7 Temple 70)
Defeated a USA Today/ESPN Top 25 opponent. ....	2/12/2010 (Penn 79, #22 Cornell 64)
Played the AP's No. 1 team at The Palestra. ....	12/4/2007 (#1 North Carolina 106, Penn 71)
Played the AP's No. 1 team. ....	11/15/2008 (#1 North Carolina 86, Penn 71)
Played an AP Top 10 team. ....	1/17/2015 (#5 Villanova 62, Penn 47)
Played an AP Top 25 team. ....	12/28/2015 (at #16 Villanova 77, Penn 57)
Won an Ivy League championship. ....	2006-07 (13-1)
Went undefeated in Ivy League play. ....	2002-03 (14-0)
Won a Philadelphia Big 5 championship. ....	2001-02 (4-0)
Went undefeated in Philadelphia Big 5 play. ....	2001-02 (4-0)
Played in the NCAA Tournament. ....	3/15/2007 (Texas A&M 68, Penn 52)
Won an NCAA Tournament game. ....	3/17/1994 (Penn 90, Nebraska 80)
Played in the NCAA Final Four. ....	1978-79 (lost national semifinal)
Played in the NIT. ....	3/13/1981 (West Virginia 67, Penn 64)
Ranked in the AP Top 25. ....	week of 1/16/1995 (#25)
Ranked in the AP Top 10. ....	week of 3/4/1975 (#10)
Had a seven-game winning streak. ....	2011-12 (from 2/11/12 to 3/3/12)
Had a 10-game winning streak. ....	2006-07 (10 straight from 2/9/07 to 3/6/07)
Had a 15-game winning streak. ....	2002-03 (15 straight from 1/28/03 to 3/11/03)
Had a 20-game winning streak. ....	1970-71 (28 straight from 12/2/71 to 3/18/71)
Scored 100 points in a game. ....	1/16/2006 (Penn 105, Lafayette 73)
Allowed 100 points in a game. ....	11/21/2015 (at Washington 104, Penn 67)
Scored fewer than 50 points in a game. ....	1/31/2015 (Harvard 63, at Penn 38)
Allowed fewer than 50 points in a game. ....	1/2/2016 (Penn 80, Binghamton 45)
Scored fewer than 40 points in a game. ....	1/31/2015 (Harvard 63, at Penn 38)
Allowed fewer than 40 points in a game. ....	2/13/2007 (at Penn 48, Princeton 35)
Scored 57 points in a half. ....	11/22/2008 (2nd half vs. Monmouth)
Scored 56 points in a half. ....	2/13/2016 (2nd half at Cornell)
Scored fewer than 20 points in a half. ....	12/28/2015 (11 in 1st half at Villanova)
Held opponent below 20 points in a half. ....	1/2/2016 (14 in first half by Binghamton)
Scored fewer than 10 points in a half. ....	12/29/2007 (6 in first half at Florida Gulf Coast)
Held opponent below 10 points in a half. ....	3/6/2015 (9 in first half by Columbia)
Defeated an opponent by 40 or more points. ....	1/13/2006 (Penn 84, Cornell 44)
Defeated an opponent by 35 or more points. ....	1/2/2016 (Penn 80, Binghamton 45)
Overcame a double-digit deficit to win. ....	11/25/2015 (Penn 80, La Salle 64)
Overcame a 22-point deficit to win. ....	11/9/2012 (Penn 80, UMBC 75)
Won in overtime. ....	2/18/2012 (at Penn 61, Columbia 59)
Lost in overtime. ....	1/9/2016 (Princeton 73, at Penn 71)
Played more than one overtime. ....	2/5/2011 (Harvard 83, Penn 82 in 2OT)
Overtime in 2 consecutive games. ....	11/14/2011 (L vs. Temple); 11/17 (W at Rider)
Overtime in 3 consecutive games. ....	2/5/2011 (L vs. Harvard 2ot); 2/8 (L at Princeton); 2/11 (L at Cornell)

• **The University of Pennsylvania participated in the first intercollegiate 5-on-5 basketball game in history?**

On March 20, 1897, the Quakers were defeated by host Yale, 32-10. (Perhaps it's a coincidence, given the margin of defeat, but Penn would wait nearly five years before playing its next intercollegiate game.)

• **Penn entered the 2016-17 season tied for 16th on the NCAA Division I list of all-time winningest programs?**

The Quakers had 1,734 victories in program history at the start of the season.

1. Kentucky . . . . . 2,205
2. Kansas . . . . . 2,186
3. North Carolina . . 2,173
4. Duke . . . . . 2,087
5. Syracuse . . . . . 1,943
6. Temple . . . . . 1,870
7. Notre Dame . . . . . 1,819
8. UCLA . . . . . 1,818
9. St. John's . . . . . 1,803
10. Indiana . . . . . 1,783
11. Louisville . . . . . 1,778
12. BYU . . . . . 1,764
13. Utah . . . . . 1,759
14. Illinois . . . . . 1,744
15. Texas . . . . . 1,739
16. Penn . . . . . 1,734
- Washington . . . . . 1,734

• **From 1970-79, Penn went 223-56 overall, a .799 win percentage?**

The only schools with better win percentages during that decade were UCLA (273-27, .910) and Marquette (252-40, .863). UNC was fourth (.786), while Kentucky was fifth (.764).

• **Penn's 1970-71 team holds a unique distinction in the annals of college basketball?**

That Quaker squad went 28-1 overall, losing in the NCAA Tournament East Regional final to Villanova. The Wildcats would later vacate the win due to the use of an ineligible player in the game. Thus, in the NCAA's eyes, Penn's record that year is 28-0—making them the only “undefeated” team in history to play in the NCAA Tournament but not win it. (There have been undefeated teams that did NOT play in the NCAA Tournament, most notably Kentucky in 1953-54 and N.C. State in 1972-73.)

• **Penn holds the second-longest conference winning streak in NCAA Division I history?**

The Quakers won 48 straight Ivy League games from 1992-96, including three straight 14-0 seasons in 1992-93, 1993-94 and 1994-95. The overall record for conference wins is held by UCLA, which won 50 straight Pac-10 games from 1971-74.

• **Penn is the only team to defeat the University of North Carolina in an NCAA Tournament game played in the state of North Carolina?**

On March 11, 1979, the ninth-seeded Quakers defeated the top-seeded Tar Heels, 72-71, in an East Regional second-round game played at Reynolds Coliseum in Raleigh. (That day is known by fans on Tobacco Road as “Black Sunday,” as second-seeded Duke also lost at Reynolds, to St. John's.) UNC has played 33 other NCAA Tournament games in the state during its history, going 33-0.

• **Penn's 1919-20 team is considered that year's national champion?**

The Quakers went 20-0 during the regular season, clinching the EIL title with a four-overtime win over Princeton (still the most OTs played in program history). Penn then met the Western champion, the University of Chicago, in a best-of-three series to determine the national champion. The Quakers lost the first game in Chicago, 28-24, but rebounded to win Game 2 in Philadelphia, 29-18. The rubber game was played in Princeton, N.J., with Penn coming out on top, 23-21. Later, the Quakers were awarded the Helms Foundation National Championship. *(Penn also played Chicago for the national championship in 1907-08, losing twice to the Maroons.)*

• **Penn's home court, The Palestra, has hosted 48 NCAA Tournament games?**

The first were the East Regional in the tournament's first year, 1939. The most recent took place in 1984, when Penn hosted an opening-round tripleheader.

• **When Koko Archibong took the floor for Nigeria at the 2012 Olympic Games in London, he became the first Penn basketball player to play in the Olympics?**

The 2003 graduate was joined in London by fellow Quaker Susan Francia, a gold medal-winning rower for the United States.

• **Penn was a part of arguably the most famous Final Four in history?**

The Quakers joined Magic Johnson's Michigan State team and Larry Bird's Indiana State team in Provo, Utah, that year. Penn was beaten by the Spartans in the semifinal round. The fourth team in that Final Four? DePaul, which beat Penn 96-93 in overtime in the consolation game.


• **Hall of Fame coach Chuck Daly was once the head coach at Penn?**

Before he won a pair of NBA titles as head coach of the Detroit Pistons in 1989 and 1990, and before he headed up the “Dream Team” at the 1992 Olympic Games in Barcelona, Daly spent six years at the Quaker helm, going 125-38 (including a 74-10 Ivy League mark) and winning four Ivy titles.

• **Penn can count among its alums the Executive Director of the National Association of Basketball Coaches (NABC), Jim Haney?**

He graduated in 1971 after three seasons with the varsity, and earned the Bus McDonald Award as a senior. The Quakers were 68-13 (38-4 Ivy, 9-3 Big 5) during Haney's career, including a staggering 53-3 (28-0 Ivy, 8-0 Big 5) his last two years.

**Penn is the most recent Ivy League team to reach the Final Four; the Quakers did it in 1979.**



# 2016-17 PENN BASKETBALL

## TV/RADIO ROSTER



**0**  
**MAX ROTHSCHILD**  
So. / F / 6-8 / 225  
Chicago, Ill.



**1**  
**RAY JEROME**  
Fr. / G / 6-2 / 200  
Latham, N.Y.



**3**  
**JAKE SILPE**  
So. / G / 6-2 / 185  
Cherry Hill, N.J.



**4**  
**DARNELL FOREMAN**  
Jr. / G / 6-1 / 175  
Camden, N.J.



**5**  
**JACKSON DONAHUE**  
So. / G / 6-0 / 175  
Pawcatuck, Conn.



**10**  
**CALEB WOOD**  
Jr. / G / 6-4 / 180  
Reno, Nev.




**11**  
**TYLER HAMILTON**  
So. / G / 6-4 / 195  
Atlanta, Ga.



**12**  
**DEVON GOODMAN**  
Fr. / G / 6-0 / 160  
Laverock, Pa.




**13**  
**DYLAN JONES**  
Sr. / F / 6-8 / 215  
Houston, Texas



**14**  
**SAM JONES**  
Jr. / F / 6-7 / 175  
Gilbert, Ariz.



**15**  
**ZACK KAMINSKY**  
Fr. / F / 6-6 / 200  
Atlanta, Ga.




**20**  
**MATT MACDONALD**  
Jr. / G / 6-5 / 200  
Eggertsville, N.Y.



**21**  
**RYAN BETLEY**  
Fr. / G / 6-5 / 185  
Downingtown, Pa.




**22**  
**KUBA MIJAKOWSKI**  
Fr. / F / 6-7 / 215  
Warsaw, Poland



**23**  
**SHAWN SIMMONS**  
Jr. / G / 6-4 / 170  
Virginia Beach, Va.



**24**  
**MATT HOWARD**  
Sr. / G / 6-4 / 185  
Columbia, S.C.



**25**  
**AJ BRODEUR**  
Fr. / F / 6-8 / 225  
Arlington Heights, Ill.



**40**  
**DAN DWYER**  
Jr. / F / 6-8 / 225  
River Forest, Ill.



**44**  
**COLLIN MCMANUS**  
So. / C / 6-10 / 230  
Bedford, N.H.



**STEVE DONAHUE**  
Head Coach



**NAT GRAHAM**  
Assistant Coach



**IRA BOWMAN**  
Assistant Coach



**JOE MIHALICH**  
Assistant Coach



**BRAD FADEM**  
Director of Operations