

# MIAMI BASKETBALL

## THE BASICS

**Date/Time:** Monday, February 19, 2018/7 p.m. ET  
**Location:** Notre Dame, Ind./Purcell Pavilion (9,149)  
**Television:** ESPN; **Online:** WatchESPN  
 Sean McDonough (PxP), Jay Bilas (analyst), Allison Williams (reporter)  
**Radio:** WQAM 560-AM (Joe Zagacki - PxP)  
**National Radio:** ESPN Radio (Sean Kelley, Bob Valvano)  
**Satellite Radio:** Sirius 81/XM 81 (Internet 81)  
**Series vs. ND:** Notre Dame leads, 11-10  
 Road: 4-5 | Home: 5-5 | Neutral: 1-1

## 2017-18 SCHEDULE/RESULTS

| OPPONENT                                       | TV              | TIME/SCORE     |
|--|-----------------|----------------|
| <b>NOVEMBER (6-0)</b>                          |                 |                |
| 1 <b>NEWBERRY*</b>                             | ACCN Extra      | W, 106-79      |
| 10 [13/12] GARDNER-WEBB                        | ACCN Extra      | W, 77-45       |
| 12 [13/12] NAVY                                | ACCN Extra      | W, 89-55       |
| 16 [11/12] FLORIDA A&M                         | ACCN Extra      | W, 90-59       |
| 22 [11/11] vs. La Salle <sup>1</sup>           |                 | W, 57-46       |
| 25 [11/11] NORTH FLORIDA                       | RSN             | W, 86-65       |
| 29 [10/13] at No. 12/12 Minnesota <sup>2</sup> | ESPN2           | W, 86-81       |
| <b>DECEMBER (6-1)</b>                          |                 |                |
| 2 [10/13] vs. Princeton <sup>3</sup>           | ESPNU           | W, 80-52       |
| 5 [10/11] BOSTON UNIVERSITY                    | RSN             | W, 69-54       |
| 16 [6/8] at George Washington                  | CBSSN           | W, 59-50       |
| 23 [6/7] at Hawai'i <sup>4</sup>               | ESPNU           | W, 75-57       |
| 23 [6/7] vs. New Mexico State <sup>4</sup>     | ESPN2           | L, 54-63       |
| 25 [15/16] vs. Middle Tennessee <sup>4</sup>   | ESPNU           | W, 84-81       |
| 30 [15/16] at Pittsburgh*                      | ACCN            | W, 67-53       |
| <b>JANUARY (4-4)</b>                           |                 |                |
| 3 [15/17] at Georgia Tech*                     | RSN             | L, 54-64       |
| 7 [15/17] No. 24/RV FLORIDA ST.*               | ESPNU           | W, 80-74       |
| 13 [18/19] at No. 19/17 Clemson*               | ESPNU           | L, 63-72       |
| 15 [25/23] No. 5/5 DUKE*                       | ESPN            | L, 75-83       |
| 21 [25/23] at NC State*                        | ACCN            | W, 86-81       |
| 24 [RV/24] LOUISVILLE*                         | ESPN2           | W, 78-75 (OT)  |
| 27 [RV/24] at Florida State*                   | ACCN            | L, 94-103 (OT) |
| 31 PITTSBURGH*                                 | RSN             | W, 69-57       |
| <b>FEBRUARY (2-3)</b>                          |                 |                |
| 3 at Virginia Tech*                            | ESPN            | W, 84-75       |
| 7 [25/25] WAKE FOREST*                         | ESPN2           | W, 87-81       |
| 10 [25/25] at Boston College*                  | RSN             | L, 70-72       |
| 13 No. 1/3 VIRGINIA*                           | ESPN            | L, 50-59       |
| 17 SYRACUSE*                                   | CBS             | L, 55-62       |
| 19 at Notre Dame*                              | ESPN            | 7 p.m.         |
| 24 BOSTON COLLEGE*                             | RSN             | 2 p.m.         |
| 27 at North Carolina*                          | ESPN            | 9 p.m.         |
| <b>MARCH</b>                                   |                 |                |
| 3 VIRGINIA TECH*                               | ESPN/2          | Noon           |
| 6-10 ACC Tournament <sup>5</sup>               | ESPN/ESPN2/ACCN |                |

**BOLD CAPS** denotes home games at Watsco Center, Coral Gables, Fla.; [#/#] denotes Miami's AP/USA TODAY ranking  
<sup>1</sup>Exhibition; \* ACC game

<sup>2</sup>Reading, Pa.; <sup>3</sup>ACC/Big Ten Challenge

<sup>4</sup>Hoopball Miami Invitational, American Airlines Arena (Miami, Fla.)

<sup>5</sup>Hawaiian Airlines Diamond Head Classic (Honolulu, Hawai'i)

<sup>6</sup>Barclays Center, Brooklyn, N.Y.

All times Eastern and subject to change

## MIAMI ATHLETICS COMMUNICATIONS

### Assistant AD for Communications & Content:

Andy Fledderjohann (MBB Contact)

Email: afledderjohann@miami.edu

Cell Phone: 434-906-0075

Twitter/Instagram/Facebook: @CanesHoops

GAME 27 • FEB. 19, 2018 • 7 P.M. ET • NOTRE DAME, IND.



## MIAMI HURRICANES (18-8, 7-7 ACC)

**Head Coach:** Jim Larrañaga (Providence, 1971 [B.A.])

**Record at UM:** 157-77 (7th season), **Career Record:** 627-411 (34th season)



## NOTRE DAME FIGHTING IRISH (16-11, 6-8 ACC)

**Head Coach:** Mike Brey (George Washington, 1982)

**Record at ND:** 398-198 (18th season), **Career Record:** 497-250 (23rd season)

### THINGS TO KNOW

- Starting guard Bruce Brown Jr. had surgery on Feb. 1 on a left-foot injury. He has missed the last five games and is expected to be out for approximately six weeks.
- Freshmen Chris Lykes (13.5) and Lonnie Walker (12.2) are Miami's leading scorers over the last six contests.
- Walker (13.4) and Lykes (11.3) are scoring more than a third of Miami's points in ACC play.
- After averaging 83 points per game in winning five of six games, Miami is scoring 58.3 points per game and shooting 38 percent during its three-game losing streak.
- Each of Miami's eight losses this season have come by 10 points or fewer.

### MIAMI-NOTRE DAME SERIES

Miami is 10-11 all-time against Notre Dame, including 3-3 since the Fighting Irish joined the ACC for the 2013-14 season.

Five of the six games as ACC rivals have been decided by single digits, including ND's 67-62 win in Coral Gables in the teams' last meeting on Jan. 12, 2017.

Miami is 4-5 all-time at Notre Dame.

Jim Larrañaga is 3-4 against Notre Dame, including 3-3 during his tenure at Miami.

### ON THE ROAD AGAIN

Miami is 46-36 in true road games in seven years under Jim Larrañaga, including 29-31 in ACC action.

Miami's total of 29 road wins in conference play since the 2011-12 season ranks fourth behind Virginia, North Carolina and Duke (37 each).

UM is 6-4 in true road games this year. The Canes are one of 12 Power 5 schools this season with at least six road wins.

### CLOSE BUT NOT QUITE

In seven of Miami's eight defeats, the Hurricanes have led or been within three points in the final four minutes of the second half.

The UVA game is the lone exception.

All of UM's losses have come by 10 points or fewer.

### BROWN OUT WITH LEFT-FOOT INJURY

Bruce Brown Jr. was diagnosed with a left-foot injury on Jan. 29 and had surgery Feb. 1.

He has not played in the last six games and will miss approximately six weeks.

Brown is averaging 11.4 points (second on team) as well as a team-high 7.1 rebounds and 4.0 assists this season.

At the time of his injury, he was the second-leading rebounder among ACC guards (12th overall).

### TOUGH STRETCH RUN AHEAD FOR CANES

Three of Miami's remaining four opponents (two home/two road) feature teams in the current KenPom top 35 (numbers as of Sunday morning): North Carolina (7), Notre Dame (30) and Virginia Tech (35).

Miami also plays Boston College (82).

Miami is No. 44 in the latest KenPom ratings.

The Hurricanes have played Florida State twice (24), Virginia (1), Duke (4), Clemson (14), Louisville (34), Syracuse (45), Virginia Tech and NC State (49) in conference action.

### ROOKIES PUTTING UP STRONG NUMBERS

Lonnie Walker and Chris Lykes rank among the top-scoring Miami freshmen in the ACC era (beginning with the 2004-05 season).

Walker (13.4) and Lykes (11.3) have combined to score more than a third of Miami's points in conference play (72.3 total).

The top scoring seasons from Miami freshmen since the 2004-05 season:

| Rk | Player (Season)                   | Games     | Pts        | Avg         |
|----|-----------------------------------|-----------|------------|-------------|
| 1. | Bruce Brown Jr. (2016-17)         | 33        | 391        | 11.8        |
| 2. | Durand Scott (2009-10)            | 28        | 339        | 10.3        |
| 3. | <b>Lonnie Walker IV (2017-18)</b> | <b>26</b> | <b>289</b> | <b>11.1</b> |
| 4. | Dwyane Collins (2006-07)          | 32        | 274        | 8.6         |
| 5. | Manu Lecomte (2013-14)            | 33        | 253        | 7.7         |
| 6. | Shane Larkin (2011-12)            | 32        | 238        | 7.4         |
| 7. | <b>Chris Lykes (2017-18)</b>      | <b>26</b> | <b>236</b> | <b>9.1</b>  |

## PROJECTED STARTING LINEUP

| Pos.            | No. | Name                  | Yr.   | Ht.  | Wt. | PPG  | RPG | APG | Of Note  |
|-----------------|-----|-----------------------|-------|------|-----|------|-----|-----|--|
| G               | 1   | Dejan (DJ) Vasiljevic | So.   | 6-3  | 203 | 9.1  | 2.6 | 0.4 | Owns team-high 55 3-point FG this season               |
| G               | 2   | Chris Lykes           | Fr.   | 5-7  | 161 | 9.0  | 1.1 | 2.2 | Averaging 11.3 ppg, 2.9 apg in ACC play                |
| G               | 3   | Anthony Lawrence II   | Jr.   | 6-7  | 210 | 8.9  | 6.7 | 2.3 | Recorded back-to-back double-doubles vs. Pitt, VT      |
| G               | 4   | Lonnie Walker IV      | Fr.   | 6-5  | 204 | 11.1 | 2.6 | 1.8 | Averaging team-leading 13.4 ppg in ACC play            |
| C               | 20  | Dewan Huell           | So.   | 6-11 | 236 | 11.7 | 6.7 | 0.4 | Five double-doubles this season                        |
| <b>RESERVES</b> |     |                       |       |      |     |      |     |     |  |
| G               | 0   | Ja'Quan Newton        | Sr.   | 6-3  | 191 | 8.5  | 2.5 | 2.7 | Tied season high with 16 points against Wake           |
| G               | 5   | Mike Robinson         | Sr.   | 5-10 | 170 | 0.6  | 0.0 | 0.2 | Walk-on; has played in 23 career games                 |
| G               | 11  | Bruce Brown Jr.       | So.   | 6-5  | 205 | 11.3 | 7.1 | 3.9 | Had surgery on Feb. 1 (left foot); out approx. 6 weeks |
| C               | 14  | Rodney Miller Jr.     | So.   | 7-0  | 255 | 1.1  | 0.5 | 0.0 | 2 points, 3 rebounds at Virginia Tech                  |
| C               | 15  | Ebuka Izundu          | Jr.   | 6-10 | 235 | 4.5  | 3.4 | 0.2 | 8 points, 5 boards in season-high 24 mins vs. UVA      |
| F               | 21  | Sam Waardenburg       | R-Fr. | 6-10 | 217 | 3.6  | 2.6 | 0.3 | 11-of-19 (.579) from 3-point range this season         |
| F               | 35  | Chris Stowell         | Sr.   | 6-6  | 208 | 0.0  | 0.0 | 0.0 | Walk-on; has played in 24 career games                 |



### LYKES SOLID IN CONFERENCE PLAY

Freshman Chris Lykes has led Miami in scoring over the last six games, averaging 13.5 points per game while reaching double figures five times, including four straight.

He scored a career-high 19 points last Tuesday against Virginia, with 17 coming in the second half.

Lykes is averaging 11.3 points (third on team) and 2.9 assists per game in conference play.

He moved into the starting lineup for the Pitt game on Jan. 31 and has started the last six games. He has reached double figures in nine ACC games and 12 total.

### MEDIA INFORMATION COVERING THE CANES

All interview requests for coaches or student-athletes must be approved and cleared by Andy Fledderjohann in the UM Communications office. Please provide at least one day to coordinate interviews.

Any misuse of credentials will result in removal from the Watsco Center and the permanent voiding of the credential.

The Miami locker room is closed at all times. For home games, head coach Jim Larrañaga and at least one UM player will report to the media room for interviews following the opposing team's press conference.

### PRESS CREDENTIALS

Media members interested in obtaining season or game credentials should apply online at [www.sportssystem.com/miami/basketball](http://www.sportssystem.com/miami/basketball).

Credential requests should be submitted no later than seven days prior to the game. Credentials that cannot be mailed will be held for pickup at the will call table at Watsco Center, located in the loading dock. You must have a press pass to be admitted to the media area and the press room.

### PHOTO CREDENTIALS

All photographers and camera operators must wear a visible credential issued by the Miami Athletics Communications Department. Photographers work from the baselines at both ends of the court at Watsco Center. Live television is given top priority for courtside space.

### ACC TELECONFERENCE SCHEDULE

The 2018 ACC Men's Basketball Weekly Teleconference continues each Monday through Feb. 26. Each coach will have 10 minutes to make an opening statement and answer questions.

There will be an instant replay of each teleconference on TheACC.com each Monday afternoon. Coaches whose teams play on Monday evening will not participate in that day's teleconference.

Jim Larrañaga's upcoming schedule for the ACC Teleconference, as well as the opposing coaches for the Miami games that week:

| Date | Time                  | Opposing Coach                                      |
|------|-----------------------|---|
| 2/19 | Not on call (ND game) | Christian 11:30 a.m.                                |
| 2/26 | Larrañaga 12:10 p.m.  | R. Williams 12:20 p.m.<br>B. Williams (not on call) |

### WALKER STEPS UP

Freshman guard Lonnie Walker IV has averaged a team-high 15.3 points as well as 2.7 rebounds and 2.5 assists in the last 11 games.

His streak of eight straight games in double figures came to an end in a foul-plagued game at BC.

In his 12 starts this year (11 in ACC play), Walker is averaging 15.6 ppg, 2.9 rpg and 2.4 apg.

Walker scored 19 points in his first three ACC games combined and averaged 8.5 points per game in the non-conference portion of the schedule.

### BALANCE ON OFFENSE

Miami has no one in the ACC's top 25 in scoring, but seven Canes are averaging at least 8.5 points per game.

Dewan Huell (11.7 ppg) leads the team in scoring while Lonnie Walker is averaging 11.1 ppg. DJ Vasiljevic (9.1), Chris Lykes (9.0), Anthony Lawrence (8.9) and Ja'Quan Newton (8.5) are all averaging over eight points per game.

Miami has put at least four players in double figures in scoring in 13 games this season.

### HUELL CONTINUES BREAKOUT SOPHOMORE SEASON

Sophomore center Dewan Huell has more than doubled his numbers in scoring and rebounding from his freshman campaign. He leads the team in scoring at 11.7 ppg (5.6 last year) and is averaging 6.7 rebounds per game (3.1 last year).

Huell ranks 15th in the conference in rebounding.

Huell has scored in double figures in 17 games and recorded the first five double-doubles of his career.

### LAST MEETING: NOTRE DAME 67, MIAMI 62 (JAN. 12, 2017)

V.J. Beachem sank the go-ahead basket and made the clinching steal as Notre Dame rallied from a four-point deficit in the final 2 1/2 minutes to beat Miami 67-62 on Jan. 12, 2017, in the teams' last meeting.

Miami led 61-57 with 2:30 left before the Fighting Irish outscored UM 10-1 down the stretch.

Davon Reed led Miami with 21 points. Matt Farrell led the Irish with 15 points and six assists, and Beachem had 13 points.

The Hurricanes had 13 turnovers to only six for Notre Dame.

### LAST TIME OUT: SYRACUSE 62, MIAMI 55

Miami dropped its third straight game with a 62-55 defeat at home to Syracuse on Saturday.

Miami shot a season-low 33.9 percent (20-59) and hit on just 7-of-31 from 3-point range. Syracuse shot 48.1 percent from the field and out-rebounded Miami, 37-29.

Chris Lykes led Miami with 14 points, while Lonnie Walker added 12.

Syracuse used a 15-0 run early in the second half to forge ahead by 12 with 14:06 remaining. Miami responded with a 15-3 run and tied the game at 43 with 9:34 left on an Ebuka Izundu layup.

The Orange scored the next five points and their lead did not dip below three points the rest of the way.

### DJ FROM 3

DJ Vasiljevic has hit on 20 of his 47 3-point attempts over the last seven games (.426).

He is averaging 11.3 points per game in that span.

Vasiljevic was 5-for-26 (.192) from 3-point range and averaged 2.9 ppg in the first seven ACC contests.

### CAREER STATISTICS VS. NOTRE DAME

|            | GP-S | PPG  | RPG | APG | BPG | SPG |
|------------|------|------|-----|-----|-----|-----|
| Brown      | 1-1  | 7.0  | 9.0 | 1.0 | 3.0 | 1.0 |
| Huell      | 1-1  | 2.0  | 0.0 | 0.0 | 0.0 | 0.0 |
| Izundu     | 1-0  | 2.0  | 4.0 | 0.0 | 0.0 | 0.0 |
| Lawrence   | 3-0  | 8.0  | 4.0 | 1.5 | 1.5 | 1.5 |
| Newton     | 4-1  | 10.5 | 1.5 | 2.0 | 0.3 | 0.5 |
| Vasiljevic | 1-0  | 3.0  | 0.0 | 1.0 | 0.0 | 1.0 |

### NEWTON MOVES UP IN MIAMI RECORD BOOKS

Senior Ja'Quan Newton is one of six players in Miami history with at least 1,000 points and 275 assists.

Newton eclipsed the 1,000-point plateau in his Miami career on Jan. 3 at Georgia Tech and now has scored 1,083 career points (32nd in program history).

He is the 38th Hurricane and one of nine active ACC players to crack the 1,000-point barrier.

Newton owns the 10th-most assists in program history with 294.

Newton will move into Miami's top 10 in career games the next time he steps on the floor. He has played in 121 career games, averaging 9.0 points per game.

James Jones (1999-2003) currently owns 10th place with 122 career games.

### Career Scoring at Miami

- Rick Barry (1962-65).....2,298
- 
- Sheldon McClellan (2014-16).....1,120
- James Dews (2006-10).....1,090
- 32. Ja'Quan Newton (2014-present) .....1,083**

### Career Assists at Miami

- Vernon Jennings (1996-2000).....520
- 
- Steven Edwards (1992-96).....312
- 10. Ja'Quan Newton (2014-present) .....294**

### Miami Players with 1,000 Points/275 Assists

|                                      |                  |
|--------------------------------------|------------------|
| Durand Scott (2009-13).....          | 1,650/404        |
| Steven Edwards (1992-96).....        | 1,393/312        |
| John Salmons (1998-2002).....        | 1,287/429        |
| Malcolm Grant (2009-12).....         | 1,185/292        |
| Kevin Preston (1985-89).....         | 1,156/412        |
| <b>Ja'Quan Newton (2014-18).....</b> | <b>1,083/294</b> |

### NOTING THE RECENT STREAK

Miami is on its first 3-game losing streak since Jan. 28-Feb. 3, 2015. The Hurricanes last dropped four straight games from Jan. 19-30, 2011.

The Canes have shot 38.4 percent from the field during this stretch, including 29.1 percent (23-79) from behind the arc.

Chris Lykes is averaging a team-high 16.3 points per game in the last three contests but is the only Hurricane averaging in double figures in that span.

### WALKER THRICE NAMED ACC ROOKIE OF WEEK

Lonnie Walker IV was named the ACC Co-Rookie of the Week for the second straight week on Feb. 5. It was Walker's third such honor (Dec. 11, Jan. 29), the second most of any player in program history (Durand Scott, four in 2009-10).

Only Marvin Bagley III (Duke) has claimed the distinction more this season (six times).



## QUICK FACTS

|                       |   |
|-----------------------|---|
| Location              | Coral Gables, Fla.                        |
| Enrollment            | 17,021                                    |
| Founded               | 1925                                      |
| Nickname              | Hurricanes                                |
| Colors                | Orange (PMS 1665), Green (3435) and White |
| President             | Dr. Julio Frenk                           |
| Director of Athletics | Blake James                               |
| Conference            | Atlantic Coast                            |
| Arena/Capacity        | Watsco Center/7,972                       |
| Press Row             | 305-284-2111                              |

## COACHING STAFF

|                               |   |
|-------------------------------|---|
| Head Coach                    | Jim Larrañaga (Providence, '71)             |
| Record at Miami               | 157-77 (7th season)                         |
| Career Record                 | 627-411 (34th season)                       |
| Assoc. Head Coach             | Chris Caputo (Westfield [Mass.] State, '02) |
| Assistant Coach               | Jamal Brunt (Randolph Macon, '03)           |
| Assistant Coach               | Adam Fisher (Penn State, '06, '09)          |
| Dir of Basketball Ops.        | Lamont Franklin (UNC Wilmington, '97)       |
| Associate Director of Ops     | Jeff Dyer (Delaware, '14)                   |
| Player Development Asst.      | Chaisson Allen (Northeastern, '11)          |
| Strength & Conditioning Coach | Steve Felde (Concordia, '03)                |
| Assistant Athletic Trainer    | Javier Jimenez (Temple, '06)                |

## PROGRAM HISTORY

|  |                        |
|--|------------------------|
| First Year of Basketball                                     | 1926                   |
| All-Time Record  | 1,028-747 (.578)       |
| Under Jim Larrañaga  | 157-77 (.671; 7 years) |
| All-Time ACC Record  | 114-118 (.491)         |
| Under Jim Larrañaga  | 71-49 (.592)           |
| ACC Regular-Season Championships                             | 1 (2013)               |
| ACC Tournament Championships                                 | 1 (2013)               |
| NCAA Tournament Appearances                                  | 9                      |
| 1960, 1998, 1999, 2000, 2002, 2008, 2013, 2016, 2017         |                        |
| All-Time Record in NCAA Tournament                           | 8-9                    |
| Last NCAA Postseason Finish                                  | 2017 First Round       |
| NIT Appearances  | 12                     |
| 1961, '63, '64, '95, '97, 2001, '05, '06, '09, '11, '12, '15 |                        |
| All-Time Record in NIT                                       | 11-12                  |
| Last NIT Finish  | 2015 Runner-Up         |

## CANES IN PRO BASKETBALL/FOOTBALL

### Years at Miami in parentheses

#### NBA

|                        |                |
|------------------------|----------------|
| Shane Larkin (2011-13) | Boston Celtics |
| Davon Reed (2013-17)   | Phoenix Suns   |

#### NFL

|                        |                    |
|------------------------|--------------------|
| Jimmy Graham (2005-09) | Seattle Seahawks   |
| Erik Swoope (2010-14)  | Indianapolis Colts |

#### G-League

|                               |                     |
|-------------------------------|---------------------|
| DeQuan Jones (2008-12)        | Fort Wayne Mad Ants |
| Kamari Murphy (2015-17)       | Long Island Nets    |
| Durand Scott (2009-13)        | Memphis Hustle      |
| Trey McKinney Jones (2011-13) | Fort Wayne Mad Ants |

#### International

|                           |                                    |
|---------------------------|------------------------------------|
| Garrius Adams (2009-14)   | Bashkimi (Kosovo)                  |
| Rion Brown (2010-14)      | Dijon (France)                     |
| Ivan Cruz Uceda (2014-16) | Real Betis Energia Plus (Spain)    |
| Guillermo Diaz (2003-06)  | San Lorenzo de Almagra (Argentina) |
| Julian Gamble (2008-13)   | Telekom Baskets Bonn (Germany)     |
| Malcolm Grant (2009-12)   | Nevėžis Kėdainiai (Lithuania)      |
| Tonye Jekiri (2012-16)    | Oostende (Belgium)                 |
| Reggie Johnson (2009-13)  | Mono Vampire Bangkok (Thailand)    |
| Kenny Kadji (2011-13)     | Tofaş (Turkey)                     |
| Angel Rodriguez (2014-16) | Maccabi Haifa (Israel)             |

## THE NUMBERS ON DEFENSE

Miami is ranked No. 22 nationally in adjusted defensive efficiency by KenPom.

The Hurricanes are second among ACC teams in 3-point field goal defense, limiting opponents to 32 percent shooting from long distance.

Miami's defensive numbers and rankings:

| Category        | Total | ACC Rank | NCAA Rank |
|-----------------|-------|----------|-----------|
| Scoring Defense | 66.1  | 4        | 37        |
| Opp FG %        | .417  | 7        | 60        |
| Opp 3FG %       | .320  | 2        | 44        |

## HOLDING OPPONENTS UNDER 60

Miami has held 11 of its opponents to fewer than 60 points.

UM is 79-9 in seven seasons under Larrañaga, including 10-1 this year, when limiting its opponent to fewer than 60 points.

Miami limited four straight opponents to fewer than 60 points to open the season. That marked the second time that has happened in the Jim Larrañaga era.

The other was a six-game stretch from Dec. 25, 2012 to Jan. 16, 2013.

## SHARE THE ROCK

Miami has a team goal of recording 16 assists in every game. The Canes are 6-1 this year when recording 16 or more assists. In all but one of its seven losses, UM had 12 or fewer assists.

The Hurricanes had 26 assists on 34 field goals on Jan. 24 at NC State. It marked Miami's most assists in any conference game since joining the ACC in 2004-05 (previous was 24 against Duke in 2016).

It also was the Hurricanes' most assists under Jim Larrañaga and the program's most since recording 26 against Nova Southeastern on Nov. 16, 2009.

## VALUE THE ROCK

Miami ranks third in the ACC and 27th nationally in fewest turnovers with 300 (11.5/game).

UM has committed 10 turnovers or fewer in four of its last six games and six times in ACC play.

The Canes matched a season low with seven turnovers Saturday against Syracuse.

## SELLING OUT THE WATSCO CENTER

Miami has sold out its season ticket allotment for all home games at the Watsco Center for the third straight year.

Fans have bought over 5,500 season tickets for each of the last three years, more than doubling the total number of season tickets sold in Jim Larrañaga's first season in Coral Gables.

## Season Tickets Per Year (Under Larrañaga)

|                |                |                |
|----------------|----------------|----------------|
| 2017-18: 5,986 | 2016-17: 5,965 | 2015-16: 5,500 |
| 2014-15: 3,427 | 2013-14: 3,674 | 2012-13: 2,372 |
| 2011-12: 2,251 |                |                |

## THE WATSCO ADVANTAGE

Miami has defended its home turf well in recent years, winning 36 of its last 41 games at the Watsco Center. The Hurricanes are 86-25 (.775) at home under Jim Larrañaga.

In 16 years at the Watsco Center (formerly BankUnited Center), Miami is 181-69 (.724).

In seven seasons under Larrañaga, Miami is 42-18 in ACC action at home and 44-7 in non-conference play. In both 2012-13 and 2015-16, the Canes had just one loss at Watsco Center.

Miami also owns 16 straight home non-conference wins, dating to a 78-77 loss to Northeastern on Nov. 27, 2015.

## HEADING DOWN THE STRETCH ...

|                | Miami | Notre Dame |
|----------------|-------|------------|
| RPI            | 37    | 62         |
| KenPom         | 38    | 41         |
| BPI            | 30    | 37         |
| Sagarin        | 28    | 31         |
| SOS            | 60    | 32         |
| vs. Quadrant 1 | 3-5   | 2-6        |
| vs. Quadrant 2 | 2-2   | 4-2        |
| vs. Quadrant 3 | 6-1   | 3-3        |
| vs. Quadrant 4 | 7-0   | 6-0        |

## Quadrant Key (with RPI numbers):

**Q1:** H:1-30, N: 1-50, A: 1-75

**Q2:** H: 31-75, N: 51-100, A: 76-135

**Q3:** H: 76-160, N: 101-200, A: 136-240

**Q4:** H:161+, N: 201+, A:241+

## Miami at Watsco Center Under Jim Larrañaga

| Year          | Overall      | N-C         | ACC          |
|---------------|--------------|-------------|--------------|
| 2011-12       | 14-4         | 8-2         | 6-2          |
| 2012-13       | 14-1         | 6-0         | 8-1          |
| 2013-14       | 8-8          | 5-2         | 3-6          |
| 2014-15       | 12-6         | 7-2         | 5-4          |
| 2015-16       | 15-1         | 6-1         | 9-0          |
| 2016-17       | 14-2         | 7-0         | 7-2          |
| 2017-18       | 9-3          | 5-0         | 4-3          |
| <b>Totals</b> | <b>86-25</b> | <b>44-7</b> | <b>42-18</b> |

## WALKER'S UL/FSU OUTINGS AMONG BEST AT UM

Two of Lonnie Walker's recent scoring performances rank among the best ever by a UM rookie in ACC play.

His 25-point outing against Louisville and 23-point game against FSU mark two of the top six scoring games by a Miami rookie in 14 seasons of conference play in the ACC (since 2004-05 season).

Top scoring performances by Miami freshmen in ACC games:

| Pts       | Player/Opponent                        | Date           |
|-----------|--|----------------|
| 30        | Bruce Brown Jr. vs. UNC                | 1/28/17        |
| 29        | Durand Scott at UNC                    | 3/2/10         |
| <b>25</b> | <b>Lonnie Walker IV vs. Louisville</b> | <b>1/24/18</b> |
| 25        | Bruce Brown Jr. vs. Duke               | 2/25/17        |
| 24        | Dwayne Collins at BC                   | 1/16/07        |
| <b>23</b> | <b>Lonnie Walker IV at FSU</b>         | <b>1/27/18</b> |

## 3-POINT BONANZA

Miami hit a school-record 17 3-pointers on Jan. 27 at Florida State, topping the previous mark of 15, which was set four times previously.

The Canes' 17 3-point field goals are the most in an ACC game since Wake Forest made 18 against Clemson on Feb. 13, 2002.

Miami attempted 34 3-pointers, two shy of the program record.

DJ Vasiljevic matched a career high with six 3-pointers, while Anthony Lawrence and Lonnie Walker each nailed four.

## YOUTH MOVEMENT

Miami features a young group this season. Seven of the Hurricanes' 10 active scholarship players are underclassmen.

Ja'Quan Newton is the lone scholarship senior.

Miami's primary starting lineup this year has featured Newton, Anthony Lawrence (junior) and sophomores Bruce Brown, Dewan Huell and DJ Vasiljevic.



## IN THE POLLS (FEB. 12)

### ASSOCIATED PRESS

| Rk | Team                | Record | Points |
|----|---------------------|--------|--------|
| 1  | Virginia (30)       | 23-2   | 1,557  |
| 2  | Michigan State (21) | 24-3   | 1,527  |
| 3  | Villanova (9)       | 23-2   | 1,518  |
| 4  | Xavier (5)          | 23-3   | 1,465  |
| 5  | Cincinnati          | 23-2   | 1,359  |
| 6  | Purdue              | 23-4   | 1,269  |
| 7  | Texas Tech          | 21-4   | 1,258  |
| 8  | Ohio State          | 22-5   | 1,094  |
| 9  | Gonzaga             | 23-4   | 1,063  |
| 10 | Auburn              | 22-3   | 1,025  |
| 11 | Clemson             | 20-4   | 945    |
| 12 | Duke                | 20-5   | 942    |
| 13 | Kansas              | 19-6   | 816    |
| 14 | North Carolina      | 19-7   | 763    |
| 15 | Saint Mary's        | 24-3   | 683    |
| 16 | Rhode Island        | 20-3   | 666    |
| 17 | Arizona             | 20-6   | 594    |
| 18 | Tennessee           | 18-6   | 580    |
| 19 | Wichita State       | 19-5   | 495    |
| 20 | West Virginia       | 18-7   | 339    |
| 21 | Texas A&M           | 17-8   | 241    |
| 22 | Michigan            | 20-7   | 239    |
| 23 | Oklahoma            | 16-8   | 152    |
| 24 | Nevada              | 21-5   | 87     |
| 25 | Arizona State       | 19-6   | 83     |

**Others receiving votes:** *New Mexico State 66, Florida 48, Creighton 44, Butler 43, Virginia Tech 29, Middle Tennessee 26, Alabama 22, Houston 16, Nebraska 15, Missouri 14, Miami 10, Kentucky 8, TCU 8, East Tennessee State 5, Oklahoma State 4, St. Bonaventure 3, Louisville 2, Florida State 1, Vermont 1*

### USA TODAY COACHES

| Rk | Team                | Record | Points |
|----|---------------------|--------|--------|
| 1  | Michigan State (17) | 24-3   | 763    |
| 2  | Villanova (8)       | 23-2   | 742    |
| 3  | Virginia (5)        | 23-2   | 736    |
| 4  | Xavier (1)          | 23-3   | 719    |
| 5  | Cincinnati (1)      | 23-2   | 675    |
| 6  | Texas Tech          | 21-4   | 604    |
| 7  | Purdue              | 23-4   | 601    |
| 8  | Gonzaga             | 23-4   | 542    |
| 9  | Ohio State          | 22-5   | 517    |
| 10 | Duke                | 20-5   | 486    |
| 11 | Auburn              | 22-3   | 447    |
| 12 | Clemson             | 20-4   | 424    |
| 13 | Kansas              | 19-6   | 393    |
| 14 | Rhode Island        | 20-3   | 342    |
| 15 | Saint Mary's        | 24-3   | 341    |
| 16 | North Carolina      | 19-7   | 314    |
| 17 | Tennessee           | 18-6   | 290    |
| 18 | Wichita State       | 19-5   | 250    |
| 19 | Arizona             | 20-6   | 237    |
| 20 | West Virginia       | 18-7   | 184    |
| 21 | Michigan            | 20-7   | 174    |
| 22 | Arizona State       | 19-6   | 88     |
| 23 | Oklahoma            | 16-8   | 87     |
| 24 | Nevada              | 21-5   | 76     |
| 25 | Creighton           | 18-7   | 62     |

**Others receiving votes:** *Florida 57, Texas A&M 51, Middle Tennessee 32, New Mexico State 30, Houston 25, Miami 23, Butler 20, Nebraska 18, Virginia Tech 17, Alabama 6, UCLA 6, Loyola-Chicago 6, Louisville 5, Kentucky 4, Seton Hall 3, TCU 2, East Tennessee State 1*

2017-18 Miami opponents listed in *italics*

## LARRAÑAGA TOPS ACC EXPECTATIONS

In each of Jim Larrañaga's first six seasons, Miami finished the year in a standing that exceeded its preseason ACC ranking.

Miami was picked fourth in the preseason coaches' poll behind Duke, UNC and Notre Dame. The Hurricanes' preseason ACC rankings, followed by their finishes, under Larrañaga:

|                        |                       |
|------------------------|-----------------------|
| 2016-17 - 9th - t-7th  | 2015-16 - 5th - t-2nd |
| 2014-15 - 10th - t-6th | 2013-14 - 12th - 10th |
| 2012-13 - 5th - 1st    | 2011-12 - 5th - t-4th |

## BROWN JOINS ELITE TRIPLE-DOUBLE COMPANY

Bruce Brown Jr. started off his sophomore season with a great all-around performance against Gardner-Webb, recording his second career triple-double, the third in school history and the 31st in ACC history.

Brown became just the sixth player in the league's storied history to earn a pair of triple-doubles.

He reached the status at the 5:36 mark of the second half with a field goal for his ninth and 10th points.

As part of the opener, Brown matched his career high in assists and fell one shy of his high in rebounds.

## Players with Two Triple-Doubles in ACC History

Tree Rollins, Clemson (1977, 1979)  
Ralph Sampson, Virginia (1979)  
Derrick Lewis, Maryland (1987)  
Sharone Wright, Clemson (1992, 1993)  
Dennis Smith Jr., NC State (2017)  
**Bruce Brown Jr., Miami (2016, 2017)**

## Triple-Doubles in Program History

1. Anthony King vs. Florida Atlantic, 11/29/04  
*11 points, 10 rebounds, 13 blocks*
2. **Bruce Brown Jr.** vs. South Carolina State, 12/6/15  
*11 points, 11 rebounds, 10 assists*
3. **Bruce Brown Jr.** vs. Gardner-Webb, 11/10/17  
*10 points, 11 rebounds, 10 assists*

## BEST START IN 10 YEARS

With a 10-0 start to the season, Miami earned its best start to a season since the 2007-08 team opened with 12 straight wins.

It was the best start in the Jim Larrañaga tenure, topping an 8-0 start in 2014-15, and the third best in program history.

This is the fourth straight year the Hurricanes have started at least 4-0 and the fifth time in seven years under Larrañaga.

## REED MAKES NBA DEBUT

Former Miami standout guard Davon Reed made his NBA debut with the Phoenix Suns on Jan. 14 against the Indiana Pacers.

He played five minutes and went 0-for-2 from the field.

Selected 32nd overall in the 2017 NBA Draft, Reed averaged 14.9 points, 4.8 rebounds, 2.4 assists and 1.3 steals in 33 games for the Hurricanes as a senior. He was selected to the Third-Team All-ACC and to the ACC's All-Defensive Team in 2017.

He played at Miami from 2013-17 and finished 16th in scoring at UM with 1,343 career points.

## ACC OPERATION BASKETBALL

### 2017-18 PRESEASON POLL (First-place votes in parentheses)

#### Team & Points

1. Duke (57) - 1020
2. North Carolina (7) - 921
3. Notre Dame (4) - 852
4. **Miami (1) - 809**
5. Louisville - 733
6. Virginia - 690
7. Virginia Tech - 549
8. Florida State - 519
9. Georgia Tech - 468
10. Syracuse - 420
11. Wake Forest - 378
12. NC State - 310
13. Clemson - 289
14. Boston College - 181
15. Pittsburgh - 141

### 2017-18 Preseason All-ACC Team (votes in parentheses)

#### First Team

Bonzie Colson, Notre Dame (64)  
Grayson Allen, Duke (60)  
Joel Berry II, North Carolina (58)  
Marvin Bagley III, Duke (26)  
Ben Lammers, Georgia Tech (25)

#### Second Team

**Bruce Brown Jr., Miami (22)**  
Quentin Snider, Louisville (12)  
Deng Adel, Louisville (12)  
Josh Okogie, Georgia Tech (11)  
Jerome Robinson, Boston College (11)

### ACC Preseason Player of the Year

Bonzie Colson, Notre Dame (49)  
Grayson Allen, Duke (9)  
Joel Berry II, North Carolina (9)  
**Bruce Brown Jr., Miami (1)**  
Jerome Robinson, Boston College (1)

### ACC Preseason Rookie of the Year

Marvin Bagley III, Duke (58)  
**Lonnie Walker IV, Miami (3)**  
Lavar Batts Jr., NC State (2)  
M.J. Walker, Florida State (2)  
Jalek Felton, North Carolina (1)  
Aamir Simms, Clemson (1)  
Oshae Brissett, Syracuse (1)  
De'Andre Hunter, Virginia (1)

## MIAMI IN THE POLLS

| Date    | AP | USA Today | RPI | KenPom |
|---------|----|-----------|-----|--------|
| Pre     | 13 | 12        | -   | -      |
| Nov. 13 | 11 | 12        | -   | -      |
| Nov. 20 | 11 | 11        | -   | -      |
| Nov. 27 | 10 | 13        | -   | -      |
| Dec. 4  | 10 | 11        | 46  | 14     |
| Dec. 11 | 6  | 8         | 51  | 15     |
| Dec. 18 | 6  | 7         | 39  | 14     |
| Dec. 25 | 15 | 16        | 30  | 17     |
| Jan. 1  | 15 | 17        | 22  | 18     |
| Jan. 8  | 17 | 19        | 22  | 26     |
| Jan. 15 | 25 | 23        | 20  | 30     |
| Jan. 22 | RV | 24        | 19  | 28     |
| Jan. 29 | RV | RV        | 17  | 29     |
| Feb. 5  | 25 | 25        | 19  | 28     |
| Feb. 12 | RV | RV        | 25  | 36     |



### CANES WELCOME STRONG CLASS OF ROOKIES

Miami added three high-touted newcomers this year in Deng Gak, Chris Lykes and Lonnie Walker IV. Each was an ESPN Top 100 recruit last season.

A 2017 McDonald's All-American and consensus top-20 recruit, Walker IV was among 20 players named to the preseason watch list for the 2018 Jerry West Shooting Guard of the Year Award.

Walker recently was tabbed the "most exciting freshman in America" by ESPN.com's Myron Medcalf.

Lykes was ESPN's No. 45 recruit, while Gak was rated No. 91. Gak is redshirting this season.

### 2017-18 ROSTER HAS SIX TOP-100 RECRUITS

Miami signed three ESPN Top 100 recruits for the class of 2017, including No. 18 Lonnie Walker from Reading, Pa., No. 46 Chris Lykes from Mitchellville, Md., and No. 92 Deng Gak from Blirstown, N.J.

The trio joins former ESPN Top 100 Hurricanes Bruce Brown (No. 26 in 2016), Dewan Huell (No. 28 in 2016) and Ja'Quan Newton (No. 58 in 2014) in the fall of 2017. In just seven seasons at The U, Larrañaga has recruited six of Miami's 11 ESPN Top 100 players since 2007.

### ESPN Top 100 Players on 2017-18 Roster

18 Lonnie Walker - 2017    26 Bruce Brown - 2016  
46 Chris Lykes - 2017    28 Dewan Huell - 2016  
92 Deng Gak - 2017    58 Ja'Quan Newton - 2014

### Miami's ESPN Top 100 Players Since 2007

18 Lonnie Walker - 2017    53 Edwin Rios - 2007  
26 Bruce Brown - 2016    58 Ja'Quan Newton - 2014  
28 Dewan Huell - 2016    83 Garrius Adams - 2009  
28 DeQuan Jones - 2008    88 Donnavan Kirk - 2009  
43 Durand Scott - 2009    92 Deng Gak - 2017  
46 Chris Lykes - 2017

Recruits under Larrañaga are in *italics*

### BEST PRESEASON RANKING IN PROGRAM HISTORY

Ranked in the preseason polls for the first time since 2008-09, Miami was No. 13 in the preseason Associated Press poll. It marked the highest preseason AP ranking in program history. Miami also was No. 12 in the USA Today Coaches poll.

It is the third time Miami is among the top 25 teams to start the season. The Canes were ranked No. 25 prior to the 1999-2000 campaign and No. 17 heading into the 2008-09 season.

### ACC PRESEASON POLL

Miami was picked fourth in the 2017-18 ACC Coaches Preseason Poll, the Hurricanes' highest standing in the poll in Jim Larrañaga's seven years at the helm and matching their highest at any point during their 14 years in the ACC (fourth in 2008-09).

In each of Larrañaga's first six seasons, Miami finished the year in a standing that exceeded their preseason rank.

Miami followed Duke, North Carolina and Notre Dame in the preseason poll.

### MIAMI EARNS HIGH GSR NUMBERS

Miami's men's basketball team posted an exemplary Graduation Success Rate (GSR), in the latest numbers released on Nov. 8 by the NCAA. Miami recorded a 92 percent GSR, which is based on the four entering classes from 2007-08 through 2010-11.

In addition, the UM football (83 percent), women's basketball (92 percent) and baseball (83 percent) programs all posted GSR totals above the NCAA average.

The NCAA Graduation Success Rate (GSR) was developed in response to college and university presidents suggesting that graduation data more accurately reflect the mobility among college students today. The GSR measures graduation rates at Division I institutions and includes students transferring into the institutions. The GSR also allows institutions to subtract student-athletes who leave their institutions prior to graduation as long as they would have been academically eligible to compete had they remained.

### BROWN, WALKER EARN PLAUDITS FROM ESPN.COM

In October, ESPN.com listed Bruce Brown as the best college shooting guard draft prospect for the 2018 NBA Draft. Lonnie Walker was tabbed second best.

They were the lone teammates on the 10-man list. Brown and Walker were listed 12th and 13th, respectively on ESPN's top 100 draft prospects for 2018, as Miami was one of 13 college teams to have multiple players on the list.

### VASILJEVIC LOOKS TO BUILD ON BIG SUMMER

Sophomore G Dejan Vasiljevic had a strong summer playing internationally with Australia's Emerging Boomers at the World University Games in Taipei.

The Melbourne native averaged 21.5 points a game on 45.3 percent shooting from the field in eight games in the tournament.

Vasiljevic scored 20-plus points and led the team in scoring in five of the eight games as the Emerging Boomers finished ninth in the field.

He closed out play with a 28-point performance in a 101-96 win over Canada.

### COACHING COORDINATORS

Miami's assistant coaching staff is set up in a coordinator system. Jamal Brunt serves as the offensive coordinator, while Chris Caputo handles the defense. Adam Fisher manages the scout for every opponent.

### MILES WILSON JOINS MIAMI PROGRAM

Jim Larrañaga added Miles Wilson to the Hurricanes' incoming class of 2017. A 6-foot-5-inch transfer from Mount St. Mary's, Wilson will sit out the 2017-18 season because of NCAA transfer rules, then have three years of eligibility with the Hurricanes.

Wilson averaged 11.8 points per game and 3.9 rebounds in 28.9 minutes per game and was named to the Northeast Conference All-Rookie Team.

In the NCAA Tournament's First Four, Wilson scored 17 points and grabbed 11 rebounds in a 67-66 win over New Orleans before recording a game-high 22 points with seven rebounds against top-seeded Villanova.

### CANES SEEK ANOTHER 20-WIN CAMPAIGN

Jim Larrañaga posted five 20-win seasons in his first six years at The U and 11 career 20-win seasons. The 21-win campaign in 2016-17 was Miami's eighth 20-win season since joining the ACC (2004-05). Larrañaga is just the second coach in Miami history with five 20-win seasons, joining Bruce Hale (1954-67).

The Canes won seven or more ACC games in each of Larrañaga's first six seasons and have had 10 or more league victories in four years. Prior to Larrañaga's arrival, Miami had never won 10 ACC games in a season.

### MIAMI'S RECORD WHEN ...

| Record                               | 2017-18 |     | Larrañaga |       |
|--------------------------------------|---------|-----|-----------|-------|
|                                      | All     | ACC | At UM     | ACC   |
| All games                            | 18-8    | 7-7 | 157-77    | 71-49 |
| Home                                 | 9-3     | 4-3 | 85-25     | 42-18 |
| Away                                 | 6-4     | 3-4 | 46-36     | 29-31 |
| Neutral                              | 3-1     | -   | 26-16     | -     |
| November                             | 6-0     | -   | 35-9      | -     |
| December                             | 6-1     | 1-0 | 33-10     | 2-1   |
| January                              | 4-4     | 4-4 | 30-22     | 28-22 |
| February                             | 2-3     | 2-3 | 35-21     | 35-21 |
| March                                | -       | -   | 24-14     | 7-5   |
| April                                | -       | -   | -         | 0-1   |
| vs. Top-10 opponents                 | 0-2     | 0-2 | 7-15      | 6-11  |
| vs. Top-25 (includes Top-10)         | 2-3     | 1-3 | 18-34     | 12-25 |
| vs. RV opponents (either poll)       | 2-1     | 2-1 | 13-5      | 6-2   |
| vs. Teams over .500 on game day      | 10-7    | 5-6 | 99-69     | 52-43 |
| vs. Teams under .500 on game day     | 5-1     | 2-1 | 36-7      | 15-6  |
| vs. Teams at .500 on game day        | 3-0     | -   | 18-1      | 4-0   |
| While UM in Top 25                   | 16-6    | 5-5 | 58-23     | 29-17 |
| While UM is RV (only)                | 2-2     | 2-2 | 41-15     | 16-9  |
| Leading at halftime                  | 13-1    | 6-1 | 119-17    | 51-14 |
| Trailing at halftime                 | 1-5     | 1-4 | 29-55     | 16-31 |
| Tied at halftime                     | 4-2     | 0-2 | 9-5       | 3-4   |
| In overtime games                    | 1-1     | 1-1 | 8-8       | 5-4   |
| Single overtime                      | 1-0     | 1-0 | 5-6       | 3-2   |
| Double overtime                      | 0-0     | -   | 3-1       | 2-1   |
| Leading w/2:00 left in regulation    | 17-1    | 6-1 | 145-9     | 65-5  |
| Trailing w/2:00 left in regulation   | 1-7     | 1-6 | 10-65     | 5-43  |
| Tied w/2:00 left in regulation       | 0-0     | -   | 2-1       | 0-1   |
| UM shoots 50% or better from field   | 12-1    | 3-1 | 64-6      | 22-3  |
| UM shoots 40-49% from field          | 4-1     | 3-1 | 75-25     | 40-21 |
| UM shoots under 40% from field       | 2-6     | 1-5 | 19-46     | 9-25  |
| Opp. shoots 50% or better from field | 2-3     | 1-3 | 11-27     | 6-17  |
| Opp. shoots 40-49% from field        | 8-3     | 5-3 | 68-32     | 36-20 |
| Opp. shoots under 40% from field     | 8-2     | 1-1 | 80-17     | 30-11 |
| UM shoots 70% or better from line    | 7-4     | 5-3 | 96-39     | 44-24 |
| UM shoots less than 70% from line    | 11-3    | 2-3 | 61-37     | 36-23 |
| UM makes more 3-point FGs            | 12-4    | 4-4 | 84-32     | 38-26 |
| UM makes fewer 3-point FGs           | 3-3     | 1-2 | 46-32     | 23-19 |
| 3-point FGs are even                 | 3-1     | 2-1 | 18-6      | 10-4  |
| 4+ Canes in double figures           | 10-3    | 5-3 | 79-16     | 33-12 |
| 3 Canes in double figures            | 6-2     | 2-1 | 58-28     | 30-13 |
| 2 or fewer Canes in double figures   | 2-3     | 0-3 | 20-33     | 8-24  |
| Outrebounding opponent               | 12-2    | 4-2 | 104-26    | 41-18 |
| Opp. outrebounds UM                  | 6-5     | 3-4 | 46-50     | 27-30 |
| Tied in rebounds                     | 0-1     | 0-1 | 6-1       | 3-1   |
| UM records 10 or more steals         | 0-2     | 0-2 | 21-6      | 7-3   |
| UM records 15 or more assists        | 9-1     | 2-1 | 51-5      | 22-4  |
| UM commits fewer than 15 turnovers   | 15-6    | 5-5 | 133-62    | 60-41 |
| UM commits 15 or more turnovers      | 3-2     | 2-2 | 22-9      | 9-8   |
| UM commits fewer turnovers than opp. | 12-3    | 4-3 | 85-29     | 39-17 |
| UM commits more turnovers than opp.  | 5-3     | 2-2 | 54-33     | 23-22 |
| Tied in turnovers                    | 1-2     | 0-2 | 15-14     | 9-10  |
| UM scores 59 points or fewer         | 2-4     | 0-3 | 13-38     | 7-24  |
| UM scores 60-69 points               | 3-1     | 2-1 | 41-24     | 22-12 |
| UM scores 70-79 points               | 3-2     | 1-2 | 60-13     | 26-11 |
| UM scores 80-89 points               | 9-0     | 4-0 | 31-1      | 12-1  |
| UM scores 90-99 points               | 1-1     | 0-1 | 11-1      | 3-1   |
| UM scores 100 or more points         | 0-0     | -   | 1-0       | 0-0   |
| Playing during morning (11 a.m.)     | -       | -   | 1-1       | -     |
| Playing during afternoon             | 6-4     | 3-4 | 50-28     | 29-21 |
| Playing in evening (5 p.m. or later) | 12-4    | 4-3 | 104-47    | 42-28 |
| Games decided by 3 points or fewer   | 2-1     | 1-1 | 18-14     | 10-10 |
| Games decided by 4-10 points         | 6-7     | 4-6 | 50-33     | 28-25 |
| Games decided by 11-19 points        | 5-0     | 2-0 | 53-21     | 22-9  |
| Games decided by 20+ points          | 5-0     | -   | 36-8      | 11-4  |



### SUCCESS FOR BOTH MIAMI BASKETBALL TEAMS

The Miami men's and women's basketball teams both landed in the NCAA Tournament for the second straight season in 2017, the first time both Miami basketball teams played in The Dance in consecutive years.

Miami was one of seven schools, four of which are in the ACC, with both its men's and women's basketball teams ranked in the preseason USA TODAY Coaches Poll. The others on the list were Baylor, Duke, Louisville, Notre Dame, UCLA and West Virginia.

### LARRAÑAGA 12TH IN WINS AMONG ACTIVE DIVISION I NCAA COACHES

Entering the 2017-18 season, Jim Larrañaga ranks 12th in career wins among active Division I coaches with 609. Of those 12, five are in the Naismith Memorial Basketball Hall of Fame, including four from the Atlantic Coast Conference.

Now in his 34th season as a head coach, Larrañaga ranks 47th in all-time NCAA victories.

In his career, Larrañaga won 27 games at American International, 170 at Bowling Green, 273 at George Mason and 139 at Miami. He is one of 15 coaches all-time with 100 or more wins at three D-I schools, four of whom are actively coaching.

### WINNINGEST ACTIVE COACHES

(minimum five years as Division I head coach)

| Rank | Coach                          | Wins*      |
|------|--------------------------------|------------|
| 1.   | Mike Krzyzewski, Duke          | 1,071      |
| 2.   | Jim Boeheim, Syracuse          | 903        |
| 3.   | Bob Huggins, West Virginia     | 819        |
| 4.   | Roy Williams, North Carolina   | 816        |
| 5.   | Rick Byrd, Belmont             | 754        |
| 6.   | Cliff Ellis, Coastal Carolina  | 733        |
| 7.   | John Beilein, Michigan         | 691        |
| 8.   | Larry Hunter, Western Carolina | 689        |
| 9.   | John Calipari, Kentucky        | 652        |
| 10.  | Rick Barnes, Tennessee         | 635        |
| 11.  | Bill Self, Kansas              | 623        |
| 12.  | <b>Jim Larrañaga, Miami</b>    | <b>609</b> |
| 13.  | Lon Kruger, Oklahoma           | 601        |
| 14.  | Dana Altman, Oregon            | 597        |

\*Totals listed are at end of 2016-17 regular season

### LARRAÑAGA AND CAPUTO IN 16TH YEAR TOGETHER

Head coach Jim Larrañaga and associate head coach Chris Caputo are beginning their 16th season together, dating back to their time at George Mason.

Caputo started on Larrañaga's staff as the video coordinator for the 2002-03 season, and along the way, the native of Elmhurst, N.Y., was an assistant coach and is now the associate head coach for the Hurricanes. Caputo helped the 2006 GMU team to the NCAA Final Four and has made five total NCAA Tournament appearances with Larrañaga.

Both Caputo and Larrañaga attended Archbishop Molloy (N.Y.) High School and played for legendary head coach Jack Curran.

### INDIVIDUAL HIGHS/LOWS

#### MIAMI INDIVIDUAL GAME HIGHS

|                  |   |
|------------------|---|
| Points           | 26, Lonnie Walker vs Boston U. (12/05/17)             |
| Field Goals Made | 10, Dewan Huell at Minnesota (11/29/17)               |
| Field Goal Att.  | 18, Lonnie Walker vs. Louisville (1/24/18)            |
| 3-Point FG Made  | 6, DJ Vasiljevic at Florida State (1/27/18)           |
| 3-Point FG Att.  | 10, Chris Lykes vs. Syracuse (2/17/18)                |
|                  | 10, DJ Vasiljevic, 3x, last at Boston Coll. (2/10/18) |
| Free Throws Made | 12, Bruce Brown Jr. vs. Florida State (1/7/18)        |
| Free Throw Att.  | 14, Bruce Brown Jr. vs. Florida State (1/7/18)        |
| Rebounds         | 13, Anthony Lawrence at Virginia Tech (2/3/18)        |
|                  | 13, Dewan Huell vs. Duke (1/15/18)                    |
| Assists          | 10, Bruce Brown vs Gardner-Webb (11/10/17)            |
| Steals           | 5, Anthony Lawrence vs. Duke (1/15/18)                |
| Blocked Shots    | 4, Bruce Brown at Georgia Tech (1/3/18)               |
| Turnovers        | 5, Anthony Lawrence vs. Florida State (1/7/18)        |
| Minutes          | 41, Lonnie Walker at Florida State (1/27/18)          |

#### OPPONENT INDIVIDUAL GAME HIGHS

|                  |   |
|------------------|---|
| Points           | 30, Gary Trent Jr., Duke (1/15/18)                      |
|                  | 30, Josh Okogie, Georgia Tech (1/3/18)                  |
| Field Goals Made | 12, Omer Yurtseven, NC State (1/21/18)                  |
| Field Goal Att.  | 23, Josh Okogie, Georgia Tech (1/3/18)                  |
| 3-Point FG Made  | 6, Gary Trent Jr., Duke (1/15/18)                       |
| 3-Point FG Att.  | 11, Jared Wilson-Frame & Parker Stewart, Pitt (1/31/18) |
| Free Throws Made | 9, Josh Okogie, Georgia Tech (1/3/18)                   |
| Free Throw Att.  | 12, Josh Okogie, Georgia Tech (1/3/18)                  |
| Rebounds         | 16, B.J. Johnson, La Salle (11/22/17)                   |
| Assists          | 14, Markell Johnson, NC State (1/21/18)                 |
| Steals           | 5, Grayson Allen, Duke (1/15/18)                        |
|                  | 5, Braian Angola, Florida State (1/7/18)                |
| Blocked Shots    | 7, Reggie Lynch, Minnesota (11/29/17)                   |
| Turnovers        | 7, Jose Alvarado, Georgia Tech (1/3/18)                 |
|                  | 7, Ivan Gandia-Rosa, North Florida (11/25/17)           |

### 2017-18 STARTERS BY GAME

| Opp.      | Guard  | Guard      | Guard      | Guard    | Center           |
|-----------|--------|------------|------------|----------|------------------|
| GWebb     | Newton | Brown      | Vasiljevic | Lawrence | Huell            |
| Navy      | Newton | Brown      | Vasiljevic | Lawrence | Huell            |
| FAMU      | Newton | Brown      | Vasiljevic | Lawrence | Huell            |
| La Salle  | Newton | Brown      | Vasiljevic | Lawrence | Huell            |
| UNF       | Newton | Brown      | Vasiljevic | Lawrence | Huell            |
| MINN      | Newton | Brown      | Vasiljevic | Lawrence | Huell            |
| PRIN      | Newton | Brown      | Vasiljevic | Lawrence | Huell            |
| BU        | Newton | Walker     | Vasiljevic | Lawrence | Huell (1; 1-0)   |
| at GW     | Newton | Brown      | Vasiljevic | Lawrence | Huell            |
| at Hawaii | Newton | Brown      | Vasiljevic | Lawrence | Huell            |
| vs NMSU   | Newton | Brown      | Vasiljevic | Lawrence | Huell            |
| vs MTSU   | Newton | Brown      | Vasiljevic | Lawrence | Huell            |
| at Pitt   | Newton | Brown      | Vasiljevic | Lawrence | Huell            |
| at GT     | Newton | Brown      | Vasiljevic | Lawrence | Huell (13; 11-2) |
| vs FSU    | Newton | Brown      | Walker     | Lawrence | Huell            |
| at CLEM   | Newton | Brown      | Walker     | Lawrence | Huell            |
| Duke      | Newton | Brown      | Walker     | Lawrence | Huell            |
| at NCSU   | Newton | Brown      | Lykes      | Lawrence | Huell (1; 1-0)   |
| L'VILLE   | Newton | Brown      | Walker     | Lawrence | Huell            |
| at FSU    | Newton | Brown      | Walker     | Lawrence | Huell (5; 2-3)   |
| PITT      | Lykes  | Vasiljevic | Walker     | Lawrence | Huell            |
| at VT     | Lykes  | Vasiljevic | Walker     | Lawrence | Huell            |
| WAKE      | Lykes  | Vasiljevic | Walker     | Lawrence | Huell            |
| at BC     | Lykes  | Vasiljevic | Walker     | Lawrence | Huell            |
| UVA       | Lykes  | Vasiljevic | Walker     | Lawrence | Huell            |
| SYR       | Lykes  | Vasiljevic | Walker     | Lawrence | Huell (6; 3-3)   |

### MIAMI'S LARGEST IN 2017-18

|                                    |                                      |
|------------------------------------|--------------------------------------|
| Lead                               | 37, vs. Gardner-Webb, 11/10          |
| Deficit                            | 15 (2H), Virginia, 2/13              |
|                                    | 13 (1H), vs. Middle Tennessee, 12/25 |
| Halftime Lead                      | 24, vs. Florida A&M, 11/16           |
| Halftime Deficit                   | 11, Virginia, 2/13                   |
| Margin of Victory                  | 34, vs. Navy, 11/12                  |
| Margin of Defeat                   | 10, at Georgia Tech, 1/3             |
| Deficit in Win                     | 13 (1H), vs. Middle Tennessee, 12/25 |
| Halftime Deficit in Win            | 1, Louisville, 1/24                  |
| Lead in Loss                       | 13, vs. Duke (2H), 1/15              |
| Halftime Lead in Loss              | 1, at Boston College, 2/10           |
| Most Points in First Half          | 46, vs. Florida A&M, 11/16           |
| Fewest Points in First Half        | 16, Virginia, 2/13                   |
| Opponent Most Points in 1st Half   | 44, at Florida State, 1/27           |
| Opponent Fewest Points in 1st Half | 15, at GW, 12/16                     |
| Most Points in 2nd Half            | 52, Wake Forest, 2/7                 |
| Fewest Points in 2nd Half          | 26, at Georgia Tech, 1/3             |
| Opponent Most Points in 2nd Half   | 52, vs. Middle Tenn., 12/25          |
| Opponent Fewest Points in 2nd Half | 15, at GW, 12/16                     |

### HIGHS/LOWS

#### Miami - GAME HIGHS

|                  |              |                             |
|------------------|--------------|-----------------------------|
| Points           | 94           | at Florida State (1/27)     |
| Field Goals Made | 35           | at Minnesota (11/29)        |
|                  | 35           | Navy (11/12)                |
|                  | 78           | Duke (1/15)                 |
| Field Goal Att.  | 78           | Duke (1/15)                 |
| Field Goal Pct.  | .600 (30-50) | vs Middle Tennessee (12/25) |
| 3 Pt FG Made     | 17*          | at Florida State (1/27)     |
| 3 Pt FG Att.     | 34           | at Florida State (1/27)     |
| 3 Pt FG Pct.     | .560 (14-25) | vs Princeton (12/2)         |
| Free Throws Made | 26           | Wake Forest (2/7)           |
| Free Throw Att.  | 37           | Wake Forest (2/7)           |
| Free Throw Pct.  | .889 (8-9)   | at Pitt (12/30)             |
| Rebounds         | 49           | Louisville (1/24)           |
| Assists          | 26           | at NC State (1/21)          |
| Steals           | 13           | Duke (1/15)                 |
| Blocks           | 8            | at Pitt (12/30/17)          |
| Turnovers        | 18           | at Georgia Tech (1/3)       |
| Fouls            | 25           | at Florida State (1/27)     |

#### Opponent - GAME HIGHS

|                  |              |                             |
|------------------|--------------|-----------------------------|
| Points           | 103          | at Florida State (1/27)     |
| Field Goals Made | 33           | at Florida State (1/27)     |
| Field Goal Att.  | 65           | Wake Forest (2/7)           |
|                  | 65           | Louisville (1/24)           |
|                  | 65           | Boston U. (12/5)            |
| Field Goal Pct.  | .600 (33-55) | at Florida State (1/27)     |
| 3 Pt FG Made     | 12           | at Clemson (1/13)           |
| 3 Pt FG Att.     | 32           | vs Princeton (12/2)         |
| 3 Pt FG Pct.     | .571 (12-21) | at Clemson (1/13)           |
| Free Throws Made | 28           | at Florida State (1/27)     |
| Free Throw Att.  | 39           | at Florida State (1/27)     |
| Free Throw Pct.  | 1.000 (6-6)  | Florida A&M (11/16)         |
| Rebounds         | 44           | Florida State (1/7)         |
|                  | 44           | at GW (12/16)               |
| Assists          | 22           | at NC State (1/21)          |
| Steals           | 13           | at Georgia Tech (1/3)       |
| Blocks           | 12           | at Minnesota (11/29)        |
| Turnovers        | 20           | North Florida (11/25)       |
| Fouls            | 26           | Wake Forest (2/7)           |
|                  | 26           | vs Middle Tennessee (12/25) |

#### Miami - GAME LOWS

|                  |              |                             |
|------------------|--------------|-----------------------------|
| Points           | 50           | Virginia (2/13)             |
| FG Made          | 18           | Virginia (2/13)             |
|                  | 18           | vs New Mexico State (12/23) |
|                  | 47           | Virginia (2/13)             |
| FG Pct.          | .339 (20-59) | Syracuse (2/17)             |
| 3 Pt FG Made     | 2            | vs New Mexico State (12/23) |
| 3 Pt FG Att.     | 13           | at Hawaii (12/23)           |
| 3 Pt FG Pct.     | .111 (2-18)  | vs New Mexico State (12/23) |
| Free Throws Made | 4            | at GW (12/16)               |
| Free Throw Att.  | 8            | at GW (12/16)               |
| Free Throw Pct.  | .455 (10-22) | Florida A&M (11/16)         |
| Rebounds         | 24           | Virginia (2/13)             |
|                  | 24           | at NC State (1/21)          |
| Assists          | 4            | vs New Mexico State (12/23) |
| Steals           | 1            | vs New Mexico State (12/23) |
| Blocks           | 1            | Pitt (1/31)                 |
|                  | 1            | North Florida (11/25)       |
| Turnovers        | 7            | Syracuse (2/17)             |
|                  | 7            | at Florida State (1/27)     |
| Fouls            | 11           | Pitt (1/31)                 |

#### Opponent - GAME LOWS

|                  |              |                               |
|------------------|--------------|-------------------------------|
| Points           | 45           | Gardner-Webb (11/10)          |
| FG Made          | 15           | vs La Salle (11/22)           |
| FG Att.          | 47           | at Pitt (12/30)               |
| FG Pct.          | .288 (15-52) | vs La Salle (11/22)           |
| 3 Pt FG Made     | 0            | vs La Salle (11/22)           |
| 3 Pt FG Att.     | 15           | vs Middle Tennessee (12/25)   |
|                  | 15           | vs La Salle (11/22)           |
| 3 Pt FG Pct.     | .000 (0-15)  | vs La Salle (11/22)           |
| Free Throws Made | 1            | Gardner-Webb (11/10)          |
| Free Throw Att.  | 3            | Pitt (1/31)                   |
| Free Throw Pct.  | .167 (1-6)   | Gardner-Webb (11/10)          |
| Rebounds         | 23           | at Pitt (12/30)               |
| Assists          | 3            | vs La Salle (11/22)           |
| Steals           | 2            | vs Middle Tennessee (12/25)   |
| Blocks           | 0            | 4 times, last vs MTSU (12/25) |
| Turnovers        | 7            | at Florida State (1/27)       |
| Fouls            | 12           | at NC State (1/21)            |
|                  | 12           | at GW (12/16)                 |

\*denotes school record



## THE LAST TIME ...

### Player Scored 30 Points

Miami Bruce Brown (30), vs. North Carolina, 1/28/17  
Opponent Gary Trent Jr. (30), vs. Duke, 1/15/18

### Player Scored 35 Points

Miami Jack McClinton (35) vs. North Carolina, 3/15/09  
Opponent Xavier Rathan-Mayes (35) vs. Florida State, 2/25/15

### Player Scored 40 Points

Miami Darius Rice (43) vs. Connecticut, 1/20/03  
Opponent Sean Singletary (41), Virginia, 3/1/08

### Two Players Scored 20 Points

Miami Lonnie Walker IV (23), DJ Vasiljevic (20), at Florida State, 1/27/18  
Opponent Jerome Robinson (29), Ky Bowman (24), at Boston College, 2/10/18

### Three Players Scored 20 Points

Miami Dwayne Collins (23), Brian Asbury (21), Jack McClinton (20) vs. Virginia Tech, 1/25/09  
Opponent Travis Mays (40), Alvin Heggs (22), Lance Blanks (21), Texas, 2/22/89

### Five (not 5+) Players Scored in Double Figures

Miami Lonnie Walker IV (19), Ja'Quan Newton (16), Chris Lykes (13), Sam Waardenburg (12), Dewan Huell (10) vs. Wake Forest, 2/7/18  
Opponent Justin Robinson (15), Chris Clarke (13), Ahmed Hill (12), Seth Allen (10), Zach LeDay (10) vs. Virginia Tech, 2/9/17

### Six (not 6+) Players Scored in Double Figures

Miami Bruce Brown (15), Ja'Quan Newton (15), DJ Vasiljevic (15), Chris Lykes (13), Anthony Lawrence (11) and Dewan Huell (10) vs. Florida A&M, 11/16/17  
Opponent Phil Cofer (21), Braian Angola (18), CJ Walker (17), Terance Mann (14), MJ Walker (13), Christ Koumadje (13) at Florida State, 1/27/18

### Seven+ Players Scored in Double Figures

Miami Sheldon McClellan (18), Ja'Quan Newton (15), James Palmer (14), Ebuka Izundu (11) Angel Rodriguez (11), Ivan Cruz Uceda (10), Anthony Lawrence Jr. (10) vs. Mississippi State 11/19/15

### Player Grabbed 15 Rebounds

Miami Kamari Murphy (15), at Duke, 1/21/17  
Opponent Brice Johnson (15) vs. North Carolina, 2/20/16

### Two Players Grabbed 10 Rebounds

Miami Dewan Huell (12) and Bruce Brown (11), vs. Louisville, 1/24/18  
Opponent Jordan Murphy (14) and Reggie Lynch (10), Minnesota, 11/29/17

### Three Players Grabbed 10 Rebounds

Miami Mark Richardson (11), Eric Brown (10), Joe Wylie (10) vs. FIU, 3/6/89  
Opponent Matt Harpring (12), Dion Glover (10), Michael Maddox (10), Georgia Tech, 12/27/97

### Player Had 10 Assists

Miami Bruce Brown (10), vs. Gardner-Webb, 11/10/17  
Opponent John Gillon (11), at Syracuse, 1/4/17

### Player Had 10 Blocks

Miami Anthony King (10) vs. Florida Atlantic, 11/29/04  
Opponent Jarvis Varnado (10), Mississippi State, 12/13/07

### Player Had a Double-Double

Miami Anthony Lawrence II (25 pts, 13 reb), at Virginia Tech, 2/3/18  
Opponent Oshae Brissett (16 pts, 12 reb), vs. Syracuse, 2/17/18

### Player Had a Triple-Double

Miami Bruce Brown (10 pts, 11 reb, 11 ast), vs. Gardner-Webb, 11/10/17  
Opponent Brendan Haywood (18 pts, 14 reb, 10 blks), North Carolina, 12/4/00

### Two Players Had Double-Doubles

Miami Kamari Murphy (11 pts, 13 reb) and Davon Reed (10 pts, 12 reb) vs. Buffalo, 3/17/16  
Opponent Marvin Bagley III (13 pts, 12 reb) and Wendell Carter (15 pts, 14 reb), vs. Duke, 1/15/18

### Team Scored 100 Points

Miami 105, vs. Mississippi State, 11/19/15  
Opponent 103, at Florida State, 1/27/18

### Team Scored 90-99 Points

Miami 94, at Florida State, 1/27/18  
Opponent 96, at Wake Forest, 1/18/17

### Team Scored 50 Points in a Half

Miami 52 (2nd half) vs. Wake Forest, 2/7/18  
Opponent 50 (2nd half) vs. Wake Forest, 2/7/18

### Team Shot 50 Percent in Both Halves

Miami .519 (14-27) / .500 (15-30), at Florida State, 1/27/18  
Opponent .552 (16-29) / .556 (15-27), vs. Duke, 1/15/18

### Team Shot 60 Percent in a Half

Miami .600 (21-35), second half, at NC State, 1/21/18  
Opponent .667 (16-24), first half, at Florida State State, 1/27/18

### Team Shot 70 Percent in a Half

Miami .720 (18-25), second half, vs. Middle Tennessee, 12/25/17

### Team Shot 60 Percent in a Game

Miami .600 (30-50), vs. Middle Tennessee, 12/25/17  
Opponent .600 (33-55), at Florida State, 1/27/18

### Team Shot Less Than 30 Percent in a Game

Miami .293 (12-41), vs. Eastern Kentucky, 12/19/14  
Opponent .290 (18-62), vs. South Carolina State, 12/6/16

### Team Won by 50+ Points

Miami 50, vs. Nova Southeastern, 11/16/09  
Opponent 53, by Notre Dame, 2/22/86

### Team won by 40-49 Points

Miami 49, vs. Western Carolina, 11/11/16  
Opponent 41, at North Carolina, 1/31/07

### Team Won by 30-39 Points

Miami 31, vs. Florida A&M, 11/16/17  
Opponent 32, at Charlotte, 11/28/00

### Overtime

Miami won in overtime 78-75 (OT) vs. Louisville, 1/24/18  
Miami lost in overtime 103-94 (OT) at Florida State, 1/27/18

### Rankings

Miami defeated a ranked opponent 80-74 vs. No. 24 Florida State, 1/7/18  
Miami lost to a ranked opponent 59-50 vs. No. 1 Virginia, 2/13/18  
Miami defeated a top 5 opponent 64-61 vs. No. 3 Virginia, 2/22/16  
Miami lost to a top 5 opponent 59-50 vs. No. 1 Virginia, 2/13/18

### THE LAST TIME A MIAMI FRESHMAN ...

**Scored 30 Points:** Bruce Brown (30), vs. North Carolina, 1/28/17

**Scored 20+ Points:** Lonnie Walker IV (23), at Florida State, 1/27/18

**Perfect from Field (5+ att):** Reggie Johnson (RS), 8-of-8, vs. Wake Forest, 3/11/10

**Perfect from 3-Pt (3+ att):** Anthony Lawrence, 4-of-4, vs. Notre Dame, 2/3/16

**10+ Rebounds:** Bruce Brown, 12, vs. George Washington, 12/22/16

**10+ Assists:** Bruce Brown, 10, vs. South Carolina State, 12/6/16

**5-9 Assists:** Chris Lykes, 5, vs. Pitt, 1/31/18

**5+ Steals:** Shane Larkin, 6, vs. North Carolina, 1/10/12

**4+ Blocks:** Raphael Akpejori, 4, McNeese State, 11/24/10

**Double-Double:** Bruce Brown (14 pts, 12 reb), vs. George Washington, 12/22/16

**Triple-Double:** Bruce Brown (11 pts, 11 reb, 10 ast), vs. South Carolina State, 12/6/16

## JIM LARRAÑAGA

7TH SEASON AT MIAMI, 34TH SEASON AS HEAD COACH

### COACHING EXPERIENCE

#### Head Coach

|           |                        |                 |         |                                    |
|-----------|------------------------|-----------------|---------|------------------------------------|
| 2011-     | Miami                  | Assistant Coach | 1979-86 | Virginia                           |
| 1997-2011 | George Mason           |                 | 1971-76 | Davidson                           |
| 1986-97   | Bowling Green          | Player/Coach    |         |                                    |
| 1977-79   | American International |                 | 1977    | Geronemo Basketball Club (Belgium) |

### IN THE HISTORY BOOKS

- 12th winningest active Division I head coach (627 wins)
- Tied for 19th in career wins in ACC games, including regular season & ACC Tournament (80); ties Wake Forest's Horace McKinney and Georgia Tech's Paul Hewitt for 17th with his next win
- 21st in career wins while in ACC (157)

### PLAYING CAREER

Geronemo Basketball Club (Belgium) 1976-77  
 Providence College, 1967-71  
 Archbishop Molloy, 1963-67

### COACHING HONORS

AP, Naismith, Iba, Rupp Coach of the Year, 2013  
 NABC All-District II, 2013  
 USBWA District IV Coach of the Year, 2013, 2016  
 Clair Bee National Coach of the Year, 2006  
 ACC Coach of the Year, 2013, 2016  
 CAA Coach of the Year, 1999, 2011  
 MAC Coach of the Year, 1997

### TEAM HONORS

Eight NCAA tournament appearances  
 1999, 2001, 2006, 2008, 2011, 2013, 2016, 2017  
 Eight postseason NIT appearances  
 1990, 1991, 1997, 2002, 2004, 2009, 2012, 2015  
 11 20-win seasons

### PERSONAL

**Hometown** Bronx, N.Y.  
**Born** Oct. 2, 1949  
**Family** Wife: Liz, Sons: Jay and Jon  
 Grandchildren: Tia, James, Jon Temple, Henry  
**Education** Providence College, 1971, B.A. Economics  
 Archbishop Molloy High School, 1967

### NOTABLE COLLEGE PLAYERS COACHED

**Shane Larkin** (*Miami*) - Currently with Boston Celtics; 2013 NBA first-round draft pick (18th overall), 2013 ACC Player of the Year, ACC Tournament MVP, finalist for Cousy, Naismith & Wooden awards, All-ACC First Team and All-ACC Defensive Team, Lute Olson National Player of the Year, AP and NABC All-American (Second team)  
**Sheldon Mac** (*formerly McClellan*) (*Miami*) - currently a free agent, formerly with Washington Wizards; 2016 All-ACC Second Team, ACC Tournament Second Team  
**Davon Reed** (*Miami*) - Currently with Phoenix Suns; 32nd pick in 2017 NBA Draft, 2017 All-ACC Third Team  
**Durand Scott** (*Miami*) - 2013 ACC Defensive Player of the Year, 2013 All-ACC Third Team, 2013 ACC Tournament First Team  
**George Evans** (*George Mason*) - Three-time CAA Player of the Year, CAA Rookie of the Year, three-time CAA Defensive Player of the Year, three-time CAA All-Defensive Team  
**Antonio Daniels** (*Bowling Green*) - Played 13 seasons in NBA; 1997 MAC Player of the Year, 1994 MAC Freshman of Year

### NOTABLE NBA PLAYERS COACHED

|                        |                        |                      |
|------------------------|------------------------|----------------------|
| Lance Blanks (UVA)     | Frank Booker (BGSU)    | Rick Carlisle (UVA)  |
| Antonio Daniels (BGSU) | Jeff Jones (UVA)       | Andrew Kennedy (UVA) |
| Jeff Lamp (UVA)        | Shane Larkin (UM)      | Lewis Latimore (UVA) |
| Sheldon Mac (UM)       | Jason Miskiri (GMU)    | Olden Polynice (UVA) |
| Lee Raker (UVA)        | Davon Reed (UM)        | Ralph Sampson (UVA)  |
| Tom Sheehey (UVA)      | Clinton Venable (BGSU) | Othell Wilson (UVA)  |

### STUDENT-ATHLETE HONORS

#### At Miami

- One All-American
- One USBWA All-District IV selection
- One Basketball Times All-District
- One ACC Player of the Year
- One ACC Defensive Player of the Year
- One ACC Tournament MVP
- 14 All-ACC postseason selections
- Five ACC All-Defensive Team selections
- One ACC All-Rookie Team selection
- Four ACC Academic Honor Roll picks
- Seven ACC Players of the Week
- One ACC Rookie of the Week
- Six ACC All-Tournament team selections
- Two NIT All-Tournament Team picks
- Two NABC Honors Court selections

#### Prior to Miami

- Two All-Americans
- 28 All-CAA selections
- Nine CAA All-Defensive Team picks
- Eight CAA All-Rookie Team picks
- Three Dean Ehlers Award winners (given to CAA player who best meets criteria of academic achievement, leadership and community service)
- 12 All-MAC selections
- Two MAC Freshman of Year selections
- Four MAC All-Freshman Team picks

### YEAR-BY-YEAR

| Year            | School                 | Overall               |                | Conference |                             |
|-----------------|------------------------|-----------------------|----------------|------------|-----------------------------|
|                 |                        | W-L                   | W-L            | Finish     | Postseason                  |
| 1977-78         | American International | 14-13                 |                |            |                             |
| 1978-79         | American International | 13-13                 |                |            |                             |
| 1986-87         | Bowling Green          | 15-14                 | 10-6           | 3          |                             |
| 1987-88         | Bowling Green          | 12-16                 | 7-9            | t-5        |                             |
| 1988-89         | Bowling Green          | 13-15                 | 6-10           | t-6        |                             |
| 1989-90         | Bowling Green          | 18-11                 | 9-7            | t-3        | NIT First Round (0-1)       |
| 1990-91         | Bowling Green          | 17-13                 | 9-7            | t-4        | NIT First Round (0-1)       |
| 1991-92         | Bowling Green          | 14-15                 | 8-8            | 5          |                             |
| 1992-93         | Bowling Green          | 11-16                 | 8-10           | t-6        |                             |
| 1993-94         | Bowling Green          | 18-10                 | 12-6           | t-2        |                             |
| 1994-95         | Bowling Green          | 16-11                 | 10-8           | t-5        |                             |
| 1995-96         | Bowling Green          | 14-13                 | 9-9            | t-6        |                             |
| 1996-97         | Bowling Green          | 22-10                 | 13-5           | t-1        | NIT First Round (0-1)       |
| 1997-98         | George Mason           | 9-18                  | 6-10           | 6          |                             |
| 1998-99         | George Mason           | 19-11                 | 13-3           | 1          | NCAA First Round (0-1)      |
| 1999-00         | George Mason           | 19-11                 | 12-4           | t-1        |                             |
| 2000-01         | George Mason           | 18-12                 | 11-5           | 3          | NCAA First Round (0-1)      |
| 2001-02         | George Mason           | 19-10                 | 13-5           | 2          | NIT First Round (0-1)       |
| 2002-03         | George Mason           | 16-12                 | 11-7           | 4          |                             |
| 2003-04         | George Mason           | 23-10                 | 12-6           | 3          | NIT Third Round (2-1)       |
| 2004-05         | George Mason           | 16-13                 | 10-8           | 6          |                             |
| 2005-06         | George Mason           | 27-8                  | 15-3           | t-1        | NCAA Final Four (4-1)       |
| 2006-07         | George Mason           | 18-15                 | 9-9            | 5          |                             |
| 2007-08         | George Mason           | 23-11                 | 12-6           | 2          | NCAA First Round (0-1)      |
| 2008-09         | George Mason           | 22-11                 | 13-5           | 2          | NIT First Round (0-1)       |
| 2009-10         | George Mason           | 17-15                 | 12-6           | 4          | CIT First Round (0-1)       |
| 2010-11         | George Mason           | 27-7                  | 16-2           | 1          | NCAA Second Round (1-1)     |
| 2011-12         | Miami                  | 20-13                 | 9-7            | t-4        | NIT Second Round (1-1)      |
| 2012-13         | Miami                  | 29-7                  | 15-3           | 1          | NCAA Sweet 16 (2-1)         |
| 2013-14         | Miami                  | 17-16                 | 7-11           | 10         |                             |
| 2014-15         | Miami                  | 25-13                 | 10-8           | 6          | NIT Championship Game (4-1) |
| 2015-16         | Miami                  | 27-8                  | 13-5           | t-2        | NCAA Sweet 16 (2-1)         |
| 2016-17         | Miami                  | 21-12                 | 10-8           | t-7        | NCAA First Round (0-1)      |
| 2017-18         | Miami                  | 18-8                  | 7-7            | -          |                             |
|                 | <b>Overall</b>         | <b>627-411</b>        | <b>337-213</b> |            |                             |
| 2 years         | American International | 27-26 (.509)          |                |            |                             |
| 11 years        | Bowling Green          | 170-144 (.541)        |                |            |                             |
| 14 years        | George Mason           | 273-164 (.625)        |                |            |                             |
| 7 years         | Miami                  | 157-77 (.671)         |                |            |                             |
| <b>34 years</b> |                        | <b>627-411 (.604)</b> |                |            |                             |





**2017-18 Miami Men's Basketball**  
**Miami (FL) Combined Team Statistics (as of Feb 17, 2018)**  
**All games**

| <b>RECORD:</b> | <b>OVERALL</b> | <b>HOME</b> | <b>AWAY</b> | <b>NEUTRAL</b> |
|----------------|----------------|-------------|-------------|----------------|
| ALL GAMES      | 18-8           | 9-3         | 6-4         | 3-1            |
| CONFERENCE     | 7-7            | 4-3         | 3-4         | 0-0            |
| NON-CONFERENCE | 11-1           | 5-0         | 3-0         | 3-1            |

| #              | Player           | gp-gs | min  | avg  | Total    |      | 3-Point |       | F-Throw |      | Rebounds |     |     |      | pf  | dq | a   | to  | blk | stl | pts  | avg  |
|----------------|------------------|-------|------|------|----------|------|---------|-------|---------|------|----------|-----|-----|------|-----|----|-----|-----|-----|-----|------|------|
|                |                  |       |      |      | fg-fga   | fg%  | 3fg-fga | 3fg%  | ft-fa   | ft%  | off      | def | tot | avg  |     |    |     |     |     |     |      |      |
| 20             | Dewan Huell      | 26-26 | 681  | 26.2 | 122-210  | .581 | 0-3     | .000  | 59-84   | .702 | 55       | 120 | 175 | 6.7  | 48  | 0  | 11  | 34  | 27  | 13  | 303  | 11.7 |
| 11             | Bruce Brown      | 19-19 | 640  | 33.7 | 78-188   | .415 | 16-60   | .267  | 44-70   | .629 | 25       | 110 | 135 | 7.1  | 43  | 1  | 76  | 43  | 15  | 25  | 216  | 11.4 |
| 04             | Lonnie Walker    | 26-12 | 679  | 26.1 | 100-242  | .413 | 42-125  | .336  | 47-60   | .783 | 13       | 55  | 68  | 2.6  | 46  | 2  | 46  | 30  | 13  | 25  | 289  | 11.1 |
| 01             | DJ Vasiljevic    | 26-20 | 628  | 24.2 | 84-199   | .422 | 55-144  | .382  | 14-16   | .875 | 13       | 55  | 68  | 2.6  | 40  | 0  | 11  | 12  | 2   | 12  | 237  | 9.1  |
| 02             | Chris Lykes      | 26-7  | 538  | 20.7 | 77-194   | .397 | 40-115  | .348  | 40-58   | .690 | 2        | 27  | 29  | 1.1  | 52  | 0  | 57  | 45  | 1   | 17  | 234  | 9.0  |
| 03             | Anthony Lawrence | 26-26 | 798  | 30.7 | 82-173   | .474 | 31-69   | .449  | 36-54   | .667 | 40       | 135 | 175 | 6.7  | 66  | 1  | 61  | 44  | 25  | 37  | 231  | 8.9  |
| 00             | Ja'Quan Newton   | 26-20 | 665  | 25.6 | 84-188   | .447 | 4-23    | .174  | 48-79   | .608 | 13       | 51  | 64  | 2.5  | 40  | 0  | 70  | 47  | 3   | 27  | 220  | 8.5  |
| 15             | Ebuka Izundu     | 26-0  | 368  | 14.2 | 53-78    | .679 | 0-0     | .000  | 10-25   | .400 | 40       | 48  | 88  | 3.4  | 58  | 1  | 5   | 23  | 16  | 10  | 116  | 4.5  |
| 21             | Sam Waardenburg  | 15-0  | 193  | 12.9 | 18-41    | .439 | 11-21   | .524  | 7-8     | .875 | 17       | 22  | 39  | 2.6  | 18  | 0  | 4   | 10  | 4   | 7   | 54   | 3.6  |
| 14             | Rodney Miller    | 12-0  | 41   | 3.4  | 6-11     | .545 | 0-0     | .000  | 1-7     | .143 | 2        | 4   | 6   | 0.5  | 5   | 0  | 0   | 3   | 1   | 0   | 13   | 1.1  |
| 05             | Mike Robinson    | 5-0   | 10   | 2.0  | 1-2      | .500 | 1-1     | 1.000 | 0-0     | .000 | 0        | 0   | 0   | 0.0  | 0   | 0  | 1   | 0   | 0   | 0   | 3    | 0.6  |
| 35             | Chris Stowell    | 5-0   | 9    | 1.8  | 0-1      | .000 | 0-1     | .000  | 0-0     | .000 | 0        | 1   | 1   | 0.2  | 0   | 0  | 0   | 0   | 0   | 0   | 0    | 0.0  |
| Team           |                  |       |      |      |          |      |         |       |         |      | 40       | 35  | 75  |      | 1   |    | 9   |     |     | 2   |      |      |
| Total.....     |                  | 26    | 5250 |      | 705-1527 | .462 | 200-562 | .356  | 306-461 | .664 | 260      | 663 | 923 | 35.5 | 417 | 5  | 342 | 300 | 107 | 173 | 1918 | 73.8 |
| Opponents..... |                  | 26    | 5250 |      | 627-1503 | .417 | 168-525 | .320  | 295-407 | .725 | 253      | 631 | 884 | 34.0 | 437 | 7  | 317 | 346 | 88  | 148 | 1719 | 66.1 |

| <b>TEAM STATISTICS</b> | <b>UM</b> | <b>OPP</b> | <b>Date</b> | <b>Opponent</b>      | <b>Score</b> | <b>Att.</b> |
|------------------------|-----------|------------|-------------|----------------------|--------------|-------------|
| SCORING                | 1918      | 1719       | 11/10/17    | GARDNER-WEBB         | w 77-45      | 7073        |
| Points per game        | 73.8      | 66.1       | 11/12/17    | NAVY                 | w 89-55      | 6611        |
| Scoring margin         | +7.7      | -          | 11/16/17    | FLORIDA A&M          | w 90-59      | 6735        |
| FIELD GOALS-ATT        | 705-1527  | 627-1503   | 1 11/22/17  | vs La Salle          | w 57-46      | 6735        |
| Field goal pct         | .462      | .417       | 11/25/17    | NORTH FLORIDA        | w 86-65      | 7189        |
| 3 POINT FG-ATT         | 200-562   | 168-525    | 11/29/17    | at Minnesota         | w 86-81      | 14625       |
| 3-point FG pct         | .356      | .320       | 2 12/02/17  | vs Princeton         | w 80-52      | 8426        |
| 3-pt FG made per game  | 7.7       | 6.5        | 12/05/17    | BOSTON UNIVERSITY    | w 69-54      | 6893        |
| FREE THROWS-ATT        | 306-461   | 295-407    | 12/16/17    | at George Washington | w 59-50      | 3862        |
| Free throw pct         | .664      | .725       | 3 12/22/17  | at Hawai'i           | w 75-57      | 7669        |
| F-Throws made per game | 11.8      | 11.3       | 3 12/23/17  | vs New Mexico State  | L 54-63      | 5946        |
| REBOUNDS               | 923       | 884        | 3 12/25/17  | vs Middle Tennessee  | w 84-81      | 6062        |
| Rebounds per game      | 35.5      | 34.0       | * 12/30/17  | at Pitt              | w 67-53      | 5307        |
| Rebounding margin      | +1.5      | -          | * 01/03/18  | at Georgia Tech      | L 54-64      | 5568        |
| ASSISTS                | 342       | 317        | * 01/07/18  | FLORIDA STATE        | w 80-74      | 7647        |
| Assists per game       | 13.2      | 12.2       | * 01/13/18  | at Clemson           | L 63-72      | 9000        |
| TURNOVERS              | 300       | 346        | * 01/15/18  | DUKE                 | L 75-83      | 7972        |
| Turnovers per game     | 11.5      | 13.3       | * 01/21/18  | at NC State          | w 86-81      | 17265       |
| Turnover margin        | +1.8      | -          | * 01/24/18  | LOUISVILLE           | Wot 78-75    | 7190        |
| Assist/turnover ratio  | 1.1       | 0.9        | * 01/27/18  | at Florida State     | Lot 94-103   | 11675       |
| STEALS                 | 173       | 148        | * 01/31/18  | PITT                 | w 69-57      | 7169        |
| Steals per game        | 6.7       | 5.7        | * 02/03/18  | at Virginia Tech     | w 84-75      | 9275        |
| BLOCKS                 | 107       | 88         | * 02/07/18  | WAKE FOREST          | w 87-81      | 6774        |
| Blocks per game        | 4.1       | 3.4        | * 02/10/18  | at Boston College    | L 70-72      | 7740        |
| ATTENDANCE             | 85465     | 119155     | * 02/13/18  | VIRGINIA             | L 50-59      | 7333        |
| Home games-Avg/Game    | 12-7122   | 10-9199    | * 02/17/18  | SYRACUSE             | L 55-62      | 6879        |
| Neutral site-Avg/Game  | -         | 4-6792     |             |                      |              |             |

\* = Conference game  
 1 = Reading, Pa.  
 2 = Hoophall Miami Invitational, Miami, Fla.  
 3 = Diamond Head Classic, Honolulu, Hawaii

| <b>Score by Periods</b> | <b>1st</b> | <b>2nd</b> | <b>OT</b> | <b>Totals</b> |
|-------------------------|------------|------------|-----------|---------------|
| Miami (FL)              | 882        | 1016       | 20        | 1918          |
| Opponents               | 757        | 936        | 26        | 1719          |



**2017-18 Miami Men's Basketball**  
**Miami (FL) Combined Team Statistics (as of Feb 17, 2018)**  
**ACC games only**

| <b>RECORD:</b> | <b>OVERALL</b> | <b>HOME</b> | <b>AWAY</b> | <b>NEUTRAL</b> |
|----------------|----------------|-------------|-------------|----------------|
| ALL GAMES      | 7-7            | 4-3         | 3-4         | 0-0            |
| CONFERENCE     | 7-7            | 4-3         | 3-4         | 0-0            |
| NON-CONFERENCE | 0-0            | 0-0         | 0-0         | 0-0            |

| ##             | Player           | gp-gs | min  | avg  | Total   |      | 3-Point |      | F-Throw |      | Rebounds |     |     | pf   | dq  | a | to  | blk | stl | pts | avg  |      |
|----------------|------------------|-------|------|------|---------|------|---------|------|---------|------|----------|-----|-----|------|-----|---|-----|-----|-----|-----|------|------|
|                |                  |       |      |      | fg-fga  | fg%  | 3fg-fga | 3fg% | ft-fa   | ft%  | off      | def | tot |      |     |   |     |     |     |     |      | avg  |
| 04             | Lonnie Walker    | 14-11 | 432  | 30.9 | 63-158  | .399 | 27-82   | .329 | 34-40   | .850 | 7        | 28  | 35  | 2.5  | 33  | 2 | 29  | 18  | 10  | 16  | 187  | 13.4 |
| 11             | Bruce Brown      | 8-8   | 273  | 34.1 | 32-81   | .395 | 6-24    | .250 | 24-34   | .706 | 13       | 41  | 54  | 6.8  | 23  | 1 | 26  | 22  | 11  | 13  | 94   | 11.8 |
| 02             | Chris Lykes      | 14-7  | 346  | 24.7 | 49-124  | .395 | 23-72   | .319 | 37-52   | .712 | 1        | 16  | 17  | 1.2  | 28  | 0 | 41  | 29  | 1   | 6   | 158  | 11.3 |
| 03             | Anthony Lawrence | 14-14 | 457  | 32.6 | 51-110  | .464 | 18-39   | .462 | 19-28   | .679 | 21       | 81  | 102 | 7.3  | 34  | 0 | 30  | 24  | 13  | 27  | 139  | 9.9  |
| 20             | Dewan Huell      | 14-14 | 385  | 27.5 | 54-108  | .500 | 0-2     | .000 | 28-40   | .700 | 35       | 65  | 100 | 7.1  | 24  | 0 | 6   | 21  | 12  | 7   | 136  | 9.7  |
| 01             | DJ Vasiljevic    | 14-8  | 310  | 22.1 | 35-94   | .372 | 25-73   | .342 | 4-5     | .800 | 9        | 23  | 32  | 2.3  | 19  | 0 | 6   | 6   | 0   | 6   | 99   | 7.1  |
| 00             | Ja'Quan Newton   | 14-8  | 319  | 22.8 | 35-83   | .422 | 2-9     | .222 | 27-44   | .614 | 11       | 22  | 33  | 2.4  | 25  | 0 | 35  | 24  | 0   | 13  | 99   | 7.1  |
| 21             | Sam Waardenburg  | 9-0   | 134  | 14.9 | 11-20   | .550 | 9-15    | .600 | 7-8     | .875 | 8        | 16  | 24  | 2.7  | 13  | 0 | 3   | 5   | 3   | 6   | 38   | 4.2  |
| 15             | Ebuka Izundu     | 14-0  | 181  | 12.9 | 27-39   | .692 | 0-0     | .000 | 3-9     | .333 | 15       | 21  | 36  | 2.6  | 31  | 1 | 1   | 7   | 5   | 5   | 57   | 4.1  |
| 14             | Rodney Miller    | 5-0   | 13   | 2.6  | 1-4     | .250 | 0-0     | .000 | 1-2     | .500 | 2        | 1   | 3   | 0.6  | 1   | 0 | 0   | 1   | 1   | 0   | 3    | 0.6  |
| Team           |                  |       |      |      |         |      |         |      |         |      | 25       | 16  | 41  |      | 1   |   | 4   |     | 2   |     |      |      |
| Total.....     |                  | 14    | 2850 |      | 358-821 | .436 | 110-316 | .348 | 184-262 | .702 | 147      | 330 | 477 | 34.1 | 232 | 4 | 177 | 161 | 56  | 99  | 1012 | 72.3 |
| Opponents..... |                  | 14    | 2850 |      | 365-786 | .464 | 99-277  | .357 | 180-255 | .706 | 124      | 350 | 474 | 33.9 | 233 | 4 | 192 | 180 | 62  | 83  | 1011 | 72.2 |

**LAST 5 GAMES**

| <b>RECORD:</b> | <b>OVERALL</b> | <b>HOME</b> | <b>AWAY</b> | <b>NEUTRAL</b> |
|----------------|----------------|-------------|-------------|----------------|
| ALL GAMES      | 2-3            | 1-2         | 1-1         | 0-0            |
| CONFERENCE     | 2-3            | 1-2         | 1-1         | 0-0            |
| NON-CONFERENCE | 0-0            | 0-0         | 0-0         | 0-0            |

| ##             | Player           | gp-gs | min  | avg  | Total   |      | 3-Point |      | F-Throw |       | Rebounds |     |     | pf   | dq | a | to | blk | stl | pts | avg |      |
|----------------|------------------|-------|------|------|---------|------|---------|------|---------|-------|----------|-----|-----|------|----|---|----|-----|-----|-----|-----|------|
|                |                  |       |      |      | fg-fga  | fg%  | 3fg-fga | 3fg% | ft-fa   | ft%   | off      | def | tot |      |    |   |    |     |     |     |     | avg  |
| 02             | Chris Lykes      | 5-5   | 143  | 28.6 | 20-51   | .392 | 9-29    | .310 | 19-25   | .760  | 0        | 8   | 8   | 1.6  | 12 | 0 | 12 | 13  | 0   | 2   | 68  | 13.6 |
| 04             | Lonnie Walker    | 5-5   | 155  | 31.0 | 19-55   | .345 | 8-31    | .258 | 11-13   | .846  | 2        | 4   | 6   | 1.2  | 14 | 1 | 13 | 8   | 5   | 3   | 57  | 11.4 |
| 00             | Ja'Quan Newton   | 5-0   | 115  | 23.0 | 18-33   | .545 | 1-5     | .200 | 14-23   | .609  | 5        | 11  | 16  | 3.2  | 8  | 0 | 10 | 9   | 0   | 4   | 51  | 10.2 |
| 01             | DJ Vasiljevic    | 5-5   | 137  | 27.4 | 18-42   | .429 | 12-32   | .375 | 3-3     | 1.000 | 4        | 11  | 15  | 3.0  | 9  | 0 | 2  | 4   | 0   | 1   | 51  | 10.2 |
| 03             | Anthony Lawrence | 5-5   | 165  | 33.0 | 13-35   | .371 | 4-13    | .308 | 11-16   | .688  | 8        | 29  | 37  | 7.4  | 9  | 0 | 15 | 7   | 5   | 11  | 41  | 8.2  |
| 21             | Sam Waardenburg  | 5-0   | 93   | 18.6 | 8-14    | .571 | 8-12    | .667 | 5-6     | .833  | 2        | 10  | 12  | 2.4  | 8  | 0 | 1  | 2   | 2   | 5   | 29  | 5.8  |
| 15             | Ebuka Izundu     | 5-0   | 69   | 13.8 | 11-15   | .733 | 0-0     | .000 | 2-5     | .400  | 8        | 7   | 15  | 3.0  | 8  | 0 | 0  | 2   | 1   | 4   | 24  | 4.8  |
| 20             | Dewan Huell      | 5-5   | 114  | 22.8 | 8-24    | .333 | 0-0     | .000 | 6-10    | .600  | 6        | 25  | 31  | 6.2  | 8  | 0 | 0  | 7   | 5   | 1   | 22  | 4.4  |
| 14             | Rodney Miller    | 3-0   | 9    | 3.0  | 1-2     | .500 | 0-0     | .000 | 1-2     | .500  | 2        | 1   | 3   | 1.0  | 1  | 0 | 0  | 1   | 1   | 0   | 3   | 1.0  |
| Team           |                  |       |      |      |         |      |         |      |         |       | 11       | 5   | 16  |      |    |   | 2  |     |     |     |     |      |
| Total.....     |                  | 5     | 1000 |      | 116-271 | .428 | 42-122  | .344 | 72-103  | .699  | 48       | 111 | 159 | 31.8 | 77 | 1 | 53 | 55  | 19  | 31  | 346 | 69.2 |
| Opponents..... |                  | 5     | 1000 |      | 132-275 | .480 | 35-96   | .365 | 50-72   | .694  | 41       | 123 | 164 | 32.8 | 90 | 1 | 71 | 60  | 20  | 26  | 349 | 69.8 |



**2017-18 Miami Men's Basketball**  
**Miami (FL) Game-by-Game Highs (as of Feb 17, 2018)**  
**All games**

| <b>Opponent</b>      | <b>Date</b> | <b>Score</b> | <b>Points</b>                                     | <b>Rebounds</b>                               | <b>Assists</b>   | <b>Steals</b>                                    | <b>Blocked shots</b>   |
|----------------------|-------------|--------------|---|---|--|--|--|
| GARDNER-WEBB         | 11/10/17    | 77-45        | 14-Dewan Huell<br>Ebuka Izundu                    | 11-Bruce Brown                                | 10-Bruce Brown   | 2-Anthony Lawrence                               | 2-Dewan Huell  |
| NAVY                 | 11/12/17    | 89-55        | 16-DJ Vasiljevic                                  | 10-Dewan Huell                                | 6-Bruce Brown  | 2-DJ Vasiljevic<br>Chris Lykes                   | 2-Anthony Lawrence<br>Ebuka Izundu                                 |
| FLORIDA A&M          | 11/16/17    | 90-59        | 15-Ja'Quan Newton<br>DJ Vasiljevic<br>Bruce Brown | 8-Bruce Brown                                 | 4-Bruce Brown<br>Chris Lykes<br>Ja'Quan Newton                       | 2-Dewan Huell<br>Bruce Brown                     | 3-Ebuka Izundu   |
| vs La Salle          | 11/22/17    | 57-46        | 16-Dewan Huell                                    | 11-Bruce Brown                                | 5-Anthony Lawrence   | 2-Ja'Quan Newton<br>Lonnie Walker                | 3-Anthony Lawrence   |
| NORTH FLORIDA        | 11/25/17    | 86-65        | 14-Anthony Lawrence<br>Bruce Brown                | 7-Bruce Brown<br>Ebuka Izundu                 | 4-Chris Lykes<br>Bruce Brown   | 3-Anthony Lawrence<br>Bruce Brown                | 1-Sam Waardenburg  |
| at Minnesota         | 11/29/17    | 86-81        | 23-Dewan Huell                                    | 9-Bruce Brown                                 | 9-Ja'Quan Newton   | 3-Chris Lykes                                    | 2-Ebuka Izundu   |
| vs Princeton         | 12/02/17    | 80-52        | 20-DJ Vasiljevic                                  | 10-Anthony Lawrence                           | 5-Ja'Quan Newton   | 3-Ja'Quan Newton                                 | 2-Anthony Lawrence   |
| BOSTON UNIVERSITY    | 12/05/17    | 69-54        | 26-Lonnie Walker                                  | 7-Lonnie Walker                               | 6-Anthony Lawrence   | 3-Ja'Quan Newton                                 | 3-Dewan Huell  |
| at George Washington | 12/16/17    | 59-50        | 15-Dewan Huell                                    | 12-Dewan Huell                                | 3-Lonnie Walker<br>Ja'Quan Newton<br>Anthony Lawrence<br>Bruce Brown | 3-Bruce Brown                                    | 1-Lonnie Walker<br>Ebuka Izundu<br>Anthony Lawrence<br>Dewan Huell |
| at Hawai'i           | 12/22/17    | 75-57        | 16-Ja'Quan Newton<br>Dewan Huell                  | 6-Dewan Huell                                 | 8-Bruce Brown  | 2-Lonnie Walker                                  | 2-Dewan Huell<br>Ebuka Izundu                                      |
| vs New Mexico State  | 12/23/17    | 54-63        | 15-DJ Vasiljevic                                  | 9-Dewan Huell                                 | 1-DJ Vasiljevic<br>Dewan Huell<br>Anthony Lawrence<br>Bruce Brown    | 1-Ebuka Izundu                                   | 2-Dewan Huell<br>Anthony Lawrence                                  |
| vs Middle Tennessee  | 12/25/17    | 84-81        | 21-Dewan Huell                                    | 6-Bruce Brown                                 | 6-Ja'Quan Newton   | 2-Bruce Brown                                    | 1-Bruce Brown<br>Dewan Huell<br>Anthony Lawrence                   |
| at Pitt              | 12/30/17    | 67-53        | 12-Anthony Lawrence                               | 7-Dewan Huell                                 | 4-Ja'Quan Newton   | 2-DJ Vasiljevic<br>Ja'Quan Newton                | 3-Anthony Lawrence   |
| at Georgia Tech      | 01/03/18    | 54-64        | 13-Dewan Huell                                    | 12-Anthony Lawrence                           | 5-Chris Lykes  | 3-Bruce Brown                                    | 4-Bruce Brown  |
| FLORIDA STATE        | 01/07/18    | 80-74        | 23-Bruce Brown                                    | 12-Anthony Lawrence                           | 4-Ja'Quan Newton<br>DJ Vasiljevic                                    | 2-DJ Vasiljevic                                  | 2-Dewan Huell  |
| at Clemson           | 01/13/18    | 63-72        | 16-Lonnie Walker<br>Anthony Lawrence              | 7-Dewan Huell<br>Bruce Brown<br>Lonnie Walker | 2-Dewan Huell  | 2-Bruce Brown<br>Anthony Lawrence<br>Dewan Huell | 2-Bruce Brown  |
| DUKE                 | 01/15/18    | 75-83        | 19-Lonnie Walker                                  | 13-Dewan Huell                                | 2-Bruce Brown<br>Ja'Quan Newton<br>Lonnie Walker<br>Chris Lykes      | 5-Anthony Lawrence                               | 2-Anthony Lawrence   |
| at NC State          | 01/21/18    | 86-81        | 19-Bruce Brown                                    | 4-DJ Vasiljevic<br>Bruce Brown                | 9-Bruce Brown  | 2-Lonnie Walker<br>Ja'Quan Newton                | 1-Chris Lykes<br>Dewan Huell                                       |
| LOUISVILLE           | 01/24/18    | 78-75        | 25-Lonnie Walker                                  | 12-Dewan Huell                                | 4-Chris Lykes  | 3-Bruce Brown                                    | 3-Bruce Brown  |
| at Florida State     | 01/27/18    | 94-103       | 23-Lonnie Walker                                  | 7-Bruce Brown                                 | 5-Lonnie Walker<br>Chris Lykes<br>Bruce Brown                        | 2-Dewan Huell<br>Anthony Lawrence                | 1-Bruce Brown<br>Lonnie Walker<br>Ebuka Izundu                     |
| PITT                 | 01/31/18    | 69-57        | 16-Lonnie Walker                                  | 10-Anthony Lawrence                           | 5-Chris Lykes  | 2-Anthony Lawrence                               | 1-Ebuka Izundu   |
| at Virginia Tech     | 02/03/18    | 84-75        | 25-Anthony Lawrence                               | 13-Anthony Lawrence                           | 4-Ja'Quan Newton   | 2-Lonnie Walker                                  | 3-Anthony Lawrence   |
| WAKE FOREST          | 02/07/18    | 87-81        | 19-Lonnie Walker                                  | 10-Dewan Huell                                | 5-Chris Lykes  | 3-Anthony Lawrence                               | 3-Lonnie Walker  |
| at Boston College    | 02/10/18    | 70-72        | 17-DJ Vasiljevic                                  | 9-Anthony Lawrence                            | 4-Anthony Lawrence   | 3-Sam Waardenburg                                | 1-Dewan Huell<br>Anthony Lawrence                                  |
| VIRGINIA             | 02/13/18    | 50-59        | 19-Chris Lykes                                    | 7-Anthony Lawrence                            | 2-Anthony Lawrence<br>Lonnie Walker                                  | 2-Anthony Lawrence                               | 1-Dewan Huell<br>Anthony Lawrence<br>Ebuka Izundu                  |
| SYRACUSE             | 02/17/18    | 55-62        | 14-Chris Lykes                                    | 10-Dewan Huell                                | 5-Anthony Lawrence   | 3-Anthony Lawrence                               | 1-Sam Waardenburg<br>Dewan Huell                                   |



**2017-18 Miami Men's Basketball**  
**Miami (FL) Team Game-by-Game Comparison (as of Feb 17, 2018)**  
**All games**

| Opponent          | 1st   | 2nd   | Score  | Mar  | Total FG    | FG Pct    | 3-Pointers | 3FG Pct   | Free Throws | FT Pct    | Rebounds   | Assist | T/Over | Block | Steal | Fouls |
|-------------------|-------|-------|--------|------|-------------|-----------|------------|-----------|-------------|-----------|------------|--------|--------|-------|-------|-------|
| GARDNER-WEBB      | 27/23 | 50/22 | 77-45  | +32  | 30-60/20-63 | .500/.317 | 7-26/4-16  | .269/.250 | 10-21/1-6   | .476/.167 | 48/36 +12  | 21/10  | 12/14  | 3/0   | 5/5   | 15/19 |
| NAVY              | 41/24 | 48/31 | 89-55  | +34  | 35-64/21-63 | .547/.333 | 9-23/6-21  | .391/.286 | 10-16/7-9   | .625/.778 | 42/33 +9   | 15/14  | 12/16  | 7/2   | 9/7   | 12/15 |
| FLORIDA A&M       | 46/22 | 44/37 | 90-59  | +31  | 34-58/24-59 | .586/.407 | 12-26/5-16 | .462/.313 | 10-22/6-6   | .455/1000 | 36/28 +8   | 15/12  | 12/19  | 5/2   | 8/6   | 12/18 |
| La Salle          | 19/19 | 38/27 | 57-46  | +11  | 22-60/15-52 | .367/.288 | 5-15/0-15  | .333/.000 | 8-14/16-17  | .571/.941 | 40/38 +2   | 10/3   | 10/15  | 5/3   | 6/4   | 16/18 |
| NORTH FLORIDA     | 38/25 | 48/40 | 86-65  | +21  | 33-66/23-59 | .500/.390 | 3-15/8-26  | .200/.308 | 17-23/11-12 | .739/.917 | 39/32 +7   | 16/10  | 14/20  | 1/1   | 9/8   | 16/18 |
| Minnesota         | 36/36 | 50/45 | 86-81  | +5   | 35-69/28-63 | .507/.444 | 10-25/5-16 | .400/.313 | 6-11/20-26  | .545/.769 | 34/41 (7)  | 20/12  | 8/12   | 4/12  | 8/4   | 20/13 |
| Princeton         | 38/20 | 42/32 | 80-52  | +28  | 30-60/19-61 | .500/.311 | 14-25/8-32 | .560/.250 | 6-9/6-9     | .667/.667 | 39/31 +8   | 16/10  | 12/11  | 4/2   | 5/5   | 15/13 |
| BOSTON UNIVERSITY | 30/30 | 39/24 | 69-54  | +15  | 25-48/21-65 | .521/.323 | 11-21/7-25 | .524/.280 | 8-15/5-8    | .533/.625 | 35/32 +3   | 10/11  | 15/13  | 6/0   | 6/9   | 13/16 |
| George Washington | 32/15 | 27/35 | 59-50  | +9   | 25-61/19-63 | .410/.302 | 5-21/4-18  | .238/.222 | 4-8/8-12    | .500/.667 | 39/44 (5)  | 13/8   | 8/11   | 4/3   | 6/6   | 14/12 |
| Hawai'i           | 33/33 | 42/24 | 75-57  | +18  | 30-57/21-50 | .526/.420 | 5-13/8-23  | .385/.348 | 10-13/7-10  | .769/.700 | 31/26 +5   | 11/13  | 9/16   | 5/0   | 6/3   | 15/17 |
| New Mexico State  | 25/29 | 29/34 | 54-63  | (9)  | 18-53/24-67 | .340/.358 | 2-18/7-25  | .111/.280 | 16-22/8-13  | .727/.615 | 38/43 (5)  | 4/7    | 14/8   | 4/1   | 1/6   | 17/19 |
| Middle Tennessee  | 34/29 | 50/52 | 84-81  | +3   | 30-50/27-52 | .600/.519 | 7-18/7-15  | .389/.467 | 17-25/20-24 | .680/.833 | 25/26 (1)  | 14/15  | 13/11  | 3/0   | 5/2   | 20/26 |
| Pitt              | 30/19 | 37/34 | 67-53  | +14  | 27-55/19-47 | .491/.404 | 5-14/4-16  | .357/.250 | 8-9/11-13   | .889/.846 | 31/23 +8   | 11/10  | 15/19  | 8/3   | 8/5   | 12/14 |
| Georgia Tech      | 28/28 | 26/36 | 54-64  | (10) | 21-56/23-59 | .375/.390 | 4-19/1-10  | .211/.100 | 8-11/17-23  | .727/.739 | 39/38 +1   | 12/8   | 18/11  | 7/5   | 7/13  | 18/13 |
| FLORIDA STATE     | 45/32 | 35/42 | 80-74  | +6   | 26-51/25-69 | .510/.362 | 5-16/5-24  | .313/.208 | 23-32/17-26 | .719/.654 | 32/44 (12) | 15/10  | 15/15  | 2/5   | 6/11  | 20/22 |
| Clemson           | 30/34 | 33/38 | 63-72  | (9)  | 24-63/22-50 | .381/.440 | 6-23/12-21 | .261/.571 | 9-18/16-17  | .500/.941 | 37/36 +1   | 5/13   | 8/12   | 5/7   | 10/2  | 18/16 |
| DUKE              | 40/42 | 35/41 | 75-83  | (8)  | 29-78/31-56 | .372/.554 | 9-25/11-21 | .360/.524 | 8-10/10-21  | .800/.476 | 38/43 (5)  | 10/18  | 11/19  | 2/5   | 13/8  | 16/10 |
| NC State          | 36/32 | 50/49 | 86-81  | +5   | 34-59/31-57 | .576/.544 | 10-19/7-18 | .526/.389 | 8-12/12-16  | .667/.750 | 24/29 (5)  | 26/22  | 10/15  | 2/3   | 9/4   | 16/12 |
| LOUISVILLE        | 37/38 | 32/31 | 78-75  | +3   | 24-65/27-65 | .369/.415 | 6-22/5-22  | .273/.227 | 22-31/16-25 | .710/.640 | 49/38 +11  | 13/8   | 14/11  | 7/10  | 8/9   | 19/22 |
| Florida State     | 39/44 | 44/39 | 94-103 | (9)  | 34-68/33-55 | .500/.600 | 17-34/9-19 | .500/.474 | 9-13/28-39  | .692/.718 | 29/35 (6)  | 17/16  | 7/7    | 3/2   | 4/2   | 25/15 |
| PITT              | 34/25 | 35/32 | 69-57  | +12  | 23-55/22-53 | .418/.415 | 6-22/10-30 | .273/.333 | 17-23/3-3   | .739/1000 | 39/24 +15  | 15/16  | 8/11   | 1/2   | 3/3   | 11/19 |
| Virginia Tech     | 44/32 | 40/43 | 84-75  | +9   | 29-57/29-60 | .509/.483 | 10-21/8-22 | .476/.364 | 16-23/9-17  | .696/.529 | 41/28 +13  | 9/13   | 13/9   | 7/3   | 4/4   | 16/17 |
| WAKE FOREST       | 35/31 | 52/50 | 87-81  | +6   | 26-55/31-65 | .473/.477 | 9-22/9-22  | .409/.409 | 26-37/10-15 | .703/.667 | 33/35 (2)  | 14/18  | 9/13   | 5/2   | 7/6   | 15/26 |
| Boston College    | 44/43 | 26/29 | 70-72  | (2)  | 23-53/25-50 | .434/.500 | 10-27/7-19 | .370/.368 | 14-20/15-19 | .700/.789 | 32/32 -    | 11/14  | 15/16  | 2/6   | 8/7   | 20/18 |
| VIRGINIA          | 16/27 | 34/32 | 50-59  | (9)  | 18-47/22-48 | .383/.458 | 6-21/6-17  | .286/.353 | 8-11/9-12   | .727/.750 | 24/32 (8)  | 6/15   | 11/11  | 3/2   | 5/5   | 13/15 |
| SYRACUSE          | 25/25 | 30/37 | 55-62  | (7)  | 20-59/25-52 | .339/.481 | 7-31/5-16  | .226/.313 | 8-12/7-9    | .667/.778 | 29/37 (8)  | 13/11  | 7/11   | 2/7   | 7/4   | 13/14 |

Note: Game totals are displayed in the format TEAM/OPPONENT for each category



**Miami (FL) Points-Rebounds-Assists (as of Feb 17, 2018)**  
All games

| Opponent             | Date     | Score  |   | 00         | 01         | 02         | 03         | 04         | 05         | 11         |
|----------------------|----------|--------|---|------------|------------|------------|------------|------------|------------|------------|
|                      |          |        |   | NEWTON,JA' | VASILJEVIC | LYKES,CHRI | LAWRENCE,A | WALKER,LON | ROBINSON,M | BROWN,BRUC |
| GARDNER-WEBB         | 11/10/17 | 77-45  | w | 13-0-1     | 7-2-0      | 3-1-1      | 3-7-1      | 10-2-5     | 3-0-0      | 10-11-10   |
| NAVY                 | 11/12/17 | 89-55  | w | 14-3-1     | 16-3-0     | 8-1-2      | 10-7-2     | 8-2-1      | 0-0-0      | 3-6-6      |
| FLORIDA A&M          | 11/16/17 | 90-59  | w | 15-3-4     | 15-4-2     | 13-1-4     | 11-4-1     | 5-2-0      | 0-0-0      | 15-8-4     |
| vs La Salle          | 11/22/17 | 57-46  | w | 4-3-0      | 8-1-0      | 0-1-0      | 7-10-5     | 5-2-2      | DNP        | 7-11-3     |
| NORTH FLORIDA        | 11/25/17 | 86-65  | w | 12-1-3     | 2-2-0      | 10-0-4     | 14-4-3     | 7-1-1      | 0-0-0      | 14-7-4     |
| at Minnesota         | 11/29/17 | 86-81  | w | 12-3-9     | 11-2-0     | 10-1-0     | 8-7-4      | 6-2-1      | DNP        | 16-9-5     |
| vs Princeton         | 12/02/17 | 80-52  | w | 4-2-5      | 20-3-1     | 5-1-2      | 5-10-3     | 12-5-1     | 0-0-1      | 17-8-3     |
| BOSTON UNIVERSITY    | 12/05/17 | 69-54  | w | 9-6-1      | 15-5-0     | 8-0-0      | 5-2-6      | 26-7-2     | DNP        | DNP        |
| at George Washington | 12/16/17 | 59-50  | w | 8-4-3      | 10-1-0     | 3-0-1      | 5-9-3      | 13-5-3     | DNP        | 3-3-3      |
| at Hawai'i           | 12/22/17 | 75-57  | w | 16-2-2     | 6-3-0      | 7-5-0      | 11-4-0     | 8-1-1      | DNP        | 4-5-8      |
| vs New Mexico State  | 12/23/17 | 54-63  | L | 5-3-0      | 15-5-1     | 1-1-0      | 4-4-1      | 2-4-0      | DNP        | 13-7-1     |
| vs Middle Tennessee  | 12/25/17 | 84-81  | w | 9-1-6      | 13-5-1     | 8-0-2      | 9-5-2      | 0-0-0      | DNP        | 20-6-3     |
| at Pitt              | 12/30/17 | 67-53  | w | 11-3-4     | 3-2-0      | 10-1-0     | 12-6-2     | 8-0-1      | DNP        | 11-5-3     |
| at Georgia Tech      | 01/03/18 | 54-64  | L | 6-1-3      | 3-1-0      | 8-0-5      | 9-12-1     | 6-5-0      | DNP        | 9-9-2      |
| FLORIDA STATE        | 01/07/18 | 80-74  | w | 0-0-4      | 8-3-4      | 18-1-2     | 2-12-2     | 5-0-0      | DNP        | 23-4-2     |
| at Clemson           | 01/13/18 | 63-72  | L | 4-0-0      | 0-0-0      | 13-1-1     | 16-4-0     | 16-7-1     | DNP        | 4-7-1      |
| DUKE                 | 01/15/18 | 75-83  | L | 3-1-2      | 0-2-0      | 13-1-2     | 13-7-1     | 19-2-2     | DNP        | 7-7-2      |
| at NC State          | 01/21/18 | 86-81  | w | 5-0-7      | 6-4-0      | 6-2-5      | 15-3-4     | 12-2-1     | DNP        | 19-4-9     |
| LOUISVILLE           | 01/24/18 | 78-75  | w | 12-7-2     | 0-0-0      | 9-0-4      | 2-6-1      | 25-4-3     | DNP        | 8-11-2     |
| at Florida State     | 01/27/18 | 94-103 | L | 4-3-1      | 20-2-0     | 0-0-5      | 19-5-1     | 23-4-5     | DNP        | 13-7-5     |
| PITT                 | 01/31/18 | 69-57  | w | 3-2-2      | 8-3-0      | 13-3-5     | 10-10-3    | 16-5-3     | DNP        | DNP        |
| at Virginia Tech     | 02/03/18 | 84-75  | w | 12-6-4     | 14-1-0     | 6-2-0      | 25-13-2    | 14-3-3     | DNP        | DNP        |
| WAKE FOREST          | 02/07/18 | 87-81  | w | 16-3-1     | 9-5-1      | 13-2-5     | 4-4-2      | 19-3-4     | DNP        | DNP        |
| at Boston College    | 02/10/18 | 70-72  | L | 11-3-3     | 17-6-0     | 16-3-2     | 6-9-4      | 6-0-2      | DNP        | DNP        |
| VIRGINIA             | 02/13/18 | 50-59  | L | 4-4-1      | 5-0-0      | 19-1-1     | 2-7-2      | 6-0-2      | DNP        | DNP        |
| SYRACUSE             | 02/17/18 | 55-62  | L | 8-0-1      | 6-3-1      | 14-0-4     | 4-4-5      | 12-0-2     | DNP        | DNP        |

| Opponent             | Date     | Score  |   | 14         | 15         | 20         | 21        | 35         |
|----------------------|----------|--------|---|------------|------------|------------|-----------|------------|
|                      |          |        |   | MILLER,ROD | IZUNDU,EBU | HUELL,DEWA | WAARDENBU | STOWELL,CH |
| GARDNER-WEBB         | 11/10/17 | 77-45  | w | 0-1-0      | 14-10-1    | 14-8-2     | DNP       | 0-0-0      |
| NAVY                 | 11/12/17 | 89-55  | w | 4-0-0      | 12-4-2     | 14-10-1    | DNP       | 0-1-0      |
| FLORIDA A&M          | 11/16/17 | 90-59  | w | 2-1-0      | 4-6-0      | 10-5-0     | DNP       | 0-0-0      |
| vs La Salle          | 11/22/17 | 57-46  | w | 0-0-0      | 3-2-0      | 16-7-0     | 7-2-0     | DNP        |
| NORTH FLORIDA        | 11/25/17 | 86-65  | w | DNP        | 5-7-0      | 13-6-0     | 9-6-1     | 0-0-0      |
| at Minnesota         | 11/29/17 | 86-81  | w | DNP        | 0-3-1      | 23-2-0     | 0-1-0     | DNP        |
| vs Princeton         | 12/02/17 | 80-52  | w | 2-0-0      | 6-4-0      | 9-1-0      | 0-4-0     | 0-0-0      |
| BOSTON UNIVERSITY    | 12/05/17 | 69-54  | w | DNP        | 0-5-0      | 6-6-1      | 0-2-0     | DNP        |
| at George Washington | 12/16/17 | 59-50  | w | DNP        | 2-3-0      | 15-12-0    | DNP       | DNP        |
| at Hawai'i           | 12/22/17 | 75-57  | w | DNP        | 7-3-0      | 16-6-0     | DNP       | DNP        |
| vs New Mexico State  | 12/23/17 | 54-63  | L | 0-1-0      | 4-3-0      | 10-9-1     | 0-0-0     | DNP        |
| vs Middle Tennessee  | 12/25/17 | 84-81  | w | 2-0-0      | 2-2-0      | 21-3-0     | DNP       | DNP        |
| at Pitt              | 12/30/17 | 67-53  | w | 0-0-0      | 4-5-1      | 8-7-0      | DNP       | DNP        |
| at Georgia Tech      | 01/03/18 | 54-64  | L | 0-0-0      | 0-1-0      | 13-8-1     | DNP       | DNP        |
| FLORIDA STATE        | 01/07/18 | 80-74  | w | DNP        | 4-1-0      | 20-8-1     | DNP       | DNP        |
| at Clemson           | 01/13/18 | 63-72  | L | DNP        | 0-3-0      | 10-7-2     | DNP       | DNP        |
| DUKE                 | 01/15/18 | 75-83  | L | DNP        | 2-3-0      | 18-13-1    | DNP       | DNP        |
| at NC State          | 01/21/18 | 86-81  | w | DNP        | 15-3-0     | 8-2-0      | 0-0-0     | DNP        |
| LOUISVILLE           | 01/24/18 | 78-75  | w | DNP        | 2-1-0      | 18-12-0    | 0-7-1     | DNP        |
| at Florida State     | 01/27/18 | 94-103 | L | DNP        | 2-0-0      | 8-6-0      | 5-1-0     | DNP        |
| PITT                 | 01/31/18 | 69-57  | w | DNP        | 4-4-0      | 11-6-1     | 4-4-1     | DNP        |
| at Virginia Tech     | 02/03/18 | 84-75  | w | 2-3-0      | 5-2-0      | 3-4-0      | 3-5-0     | DNP        |
| WAKE FOREST          | 02/07/18 | 87-81  | w | 1-0-0      | 3-2-0      | 10-10-0    | 12-3-1    | DNP        |
| at Boston College    | 02/10/18 | 70-72  | L | 0-0-0      | 6-4-0      | 2-4-0      | 6-0-0     | DNP        |
| VIRGINIA             | 02/13/18 | 50-59  | L | DNP        | 8-5-0      | 0-3-0      | 6-0-0     | DNP        |
| SYRACUSE             | 02/17/18 | 55-62  | L | DNP        | 2-2-0      | 7-10-0     | 2-4-0     | DNP        |





Official Basketball Box Score -- Game Totals -- Final Statistics

North Florida vs Miami (FL)
11/25/17 4:05 pm at Coral Gables, Fla. (Watsco Center)

North Florida 65 - 1-7

Box score for North Florida vs Miami (FL). Columns include Player, FG-FGA, 3-Ptr, FT-FTA, Rebounds, PF, TP, A, TO, Blk, Stl, Min. Totals: 23-59, 8-26, 11-12, 10 22 32, 18 65, 10 20 1 8, 200

FG % 1st Half: 10-26 38.5% 2nd half: 13-33 39.4% Game: 23-59 39.0%
3FG % 1st Half: 5-12 41.7% 2nd half: 3-14 21.4% Game: 8-26 30.8%
FT % 1st Half: 0-0 0.0% 2nd half: 11-12 91.7% Game: 11-12 91.7%

Miami (FL) 86 - 5-0

Box score for Miami (FL) vs North Florida. Columns include Player, FG-FGA, 3-Ptr, FT-FTA, Rebounds, PF, TP, A, TO, Blk, Stl, Min. Totals: 33-66, 3-15, 17-23, 12 27 39, 16 86, 16 14 1 9, 200

FG % 1st Half: 15-30 50.0% 2nd half: 18-36 50.0% Game: 33-66 50.0%
3FG % 1st Half: 2-8 25.0% 2nd half: 1-7 14.3% Game: 3-15 20.0%
FT % 1st Half: 6-11 54.5% 2nd half: 11-12 91.7% Game: 17-23 73.9%

Officials: Jamie Luckie, Raymond Styons Jr, Doug Simons
Technical fouls: North Florida-None, Miami (FL)-None.
Attendance: 7189

Score by periods table with columns: 1st, 2nd, Total. Totals: 25, 40, 65.

Points in Paint, 2nd Chance, Fast Break, Bench. Totals: 22, 7, 10, 2, 21.

Last FG - UNF 2nd-01:04, UM 2nd-00:34.
Largest lead - UNF by 3 1st-19:43, UM by 22 2nd-11:54.
UNF led for 01:10, UM led for 37:54. Game was tied for 00:42.

Score tied - 2 times.
Lead changed - 1 time.

Official Basketball Box Score -- Game Totals -- Final Statistics

Miami (FL) vs Minnesota
11/29/17 8:15 PM at Minneapolis, Minn. (Williams Arena)

Miami (FL) 86 - 6-0

Box score for Miami (FL) vs Minnesota. Columns include Player, FG-FGA, 3-Ptr, FT-FTA, Rebounds, PF, TP, A, TO, Blk, Stl, Min. Totals: 35-69, 10-25, 6-11, 10 24 34, 20 86, 20 8 4 8, 200

FG % 1st Half: 16-35 45.7% 2nd half: 19-34 55.9% Game: 35-69 50.7%
3FG % 1st Half: 4-13 30.8% 2nd half: 6-12 50.0% Game: 10-25 40.0%
FT % 1st Half: 0-2 0.0% 2nd half: 6-9 66.7% Game: 6-11 54.5%

Minnesota 81 - 7-1

Box score for Minnesota vs Miami (FL). Columns include Player, FG-FGA, 3-Ptr, FT-FTA, Rebounds, PF, TP, A, TO, Blk, Stl, Min. Totals: 28-63, 5-16, 20-26, 14 27 41, 13 81, 12 12 12 4, 200

FG % 1st Half: 13-34 38.2% 2nd half: 15-29 51.7% Game: 28-63 44.4%
3FG % 1st Half: 4-13 30.0% 2nd half: 2-6 33.3% Game: 5-16 31.3%
FT % 1st Half: 7-9 77.8% 2nd half: 13-17 76.5% Game: 20-26 76.9%

Officials: Keith Kimble, Larry Scirotto, Rob Riley
Technical fouls: Miami (FL)-None, Minnesota-None.
Attendance: 14625

Score by periods table with columns: 1st, 2nd, Total. Totals: 36, 50, 86.

Points in Paint, Off T/O, 2nd Chance, Fast Break, Bench. Totals: 44, 17, 12, 6, 16.

Last FG - UM 2nd-01:29, MINN 2nd-00:02.
Largest lead - UM by 12 2nd-09:08, MINN by 6 1st-02:39.
UM led for 33:02, MINN led for 02:01, Game was tied for 04:57.

Score tied - 6 times.
Lead changed - 2 times.

Official Basketball Box Score -- Game Totals -- Final Statistics

Princeton vs Miami (FL)
12/2/17 8:04 pm at American Airlines Arena

Princeton 52 - 2-5

Box score for Princeton vs Miami (FL). Columns include Player, FG-FGA, 3-Ptr, FT-FTA, Rebounds, PF, TP, A, TO, Blk, Stl, Min. Totals: 19-61, 8-32, 6-9, 10 21 31, 13 52, 10 11 2 5, 200

FG % 1st Half: 8-30 26.7% 2nd half: 11-31 35.5% Game: 19-61 31.1%
3FG % 1st Half: 3-14 21.4% 2nd half: 5-18 27.8% Game: 8-32 25.0%
FT % 1st Half: 1-1 100.0% 2nd half: 5-8 62.5% Game: 6-9 66.7%

Miami (FL) 80 - 7-0

Box score for Miami (FL) vs Princeton. Columns include Player, FG-FGA, 3-Ptr, FT-FTA, Rebounds, PF, TP, A, TO, Blk, Stl, Min. Totals: 30-60, 14-25, 6-9, 8 31 39, 15 80, 16 12 4 5, 200

FG % 1st Half: 15-31 48.4% 2nd half: 15-29 51.7% Game: 30-60 50.0%
3FG % 1st Half: 6-11 54.5% 2nd half: 8-14 57.1% Game: 14-25 56.0%
FT % 1st Half: 2-2 100.0% 2nd half: 4-7 57.1% Game: 6-9 66.7%

Officials: Kip Kissinger, Ron Tyburski, Joe DeRosa
Technical fouls: Princeton-None, Miami (FL)-DJ Vasiljevic.
Attendance: 8426

Score by periods table with columns: 1st, 2nd, Total. Totals: 20, 32, 52.

Points in Paint, Off T/O, 2nd Chance, Fast Break, Bench. Totals: 12, 9, 5, 0, 15.

Last FG - PRIN 2nd-01:00, UM 2nd-01:17.
Largest lead - PRIN by 2 1st-15:21, UM by 31 2nd-01:17.
PRIN led for 03:46, UM led for 32:02, Game was tied for 03:32.

Score tied - 4 times.
Lead changed - 6 times.

Official Basketball Box Score -- Game Totals -- Final Statistics

Boston University vs Miami (FL)
12/05/17 7:05 p.m. at Watsco Center (Coral Gables, Fla.)

Boston University 54 - 3-4

Box score for Boston University vs Miami (FL). Columns include Player, FG-FGA, 3-Ptr, FT-FTA, Rebounds, PF, TP, A, TO, Blk, Stl, Min. Totals: 21-65, 7-25, 5-8, 14 18 32, 16 54, 11 13 0 9, 200

FG % 1st Half: 12-34 35.3% 2nd half: 9-31 29.0% Game: 21-65 32.3%
3FG % 1st Half: 5-15 33.3% 2nd half: 2-10 20.0% Game: 7-25 28.0%
FT % 1st Half: 1-2 50.0% 2nd half: 4-6 66.7% Game: 5-8 62.5%

Miami (FL) 69 - 8-0

Box score for Miami (FL) vs Boston University. Columns include Player, FG-FGA, 3-Ptr, FT-FTA, Rebounds, PF, TP, A, TO, Blk, Stl, Min. Totals: 25-48, 11-21, 8-15, 7 28 35, 13 69, 10 15 6 6, 200

FG % 1st Half: 11-23 47.8% 2nd half: 14-25 56.0% Game: 25-48 52.1%
3FG % 1st Half: 4-9 44.4% 2nd half: 7-12 58.3% Game: 11-21 52.4%
FT % 1st Half: 4-7 57.1% 2nd half: 4-8 50.0% Game: 8-15 53.3%

Officials: Tony Greene, Les Jones, Mike Stuart
Technical fouls: Boston University-MAHONEY,MAX, Miami (FL)-None.
Attendance: 6890

Score by periods table with columns: 1st, 2nd, Total. Totals: 30, 24, 54.

Points in Paint, Off T/O, 2nd Chance, Fast Break, Bench. Totals: 26, 20, 11, 1, 22.

Last FG - BOSTONU 2nd-05:06, UM 2nd-01:33.
Largest lead - BOSTONU None, UM by 17 2nd-12:38.
BOSTONU led for 00:00, UM led for 38:13, Game was tied for 01:47.

Score tied - 2 times.
Lead changed - 0 times.













**Official Basketball Box Score -- Game Totals -- Final Statistics**  
**Virginia vs Miami (FL)**  
**02/13/18 9:08 pm at Coral Gables, Fla. (Watsco Center)**

Virginia 59 - 24-2 (13-1 ACC)

| #  | Player          | Total        |             |             | 3-Ptr    |           |           | Rebounds  |           |           | PF        | TP       | A        | TO         | Blk | Stl | Min |
|----|-----------------|--------------|-------------|-------------|----------|-----------|-----------|-----------|-----------|-----------|-----------|----------|----------|------------|-----|-----|-----|
|    |                 | FG-FGA       | FG-FGA      | FT-FTA      | FG-FGA   | FG-FGA    | FT-FTA    | Off       | Def       | Tot       |           |          |          |            |     |     |     |
| 00 | Devon Hall      | 2-5          | 1-3         | 0-0         | 0        | 3         | 3         | 2         | 5         | 1         | 1         | 1        | 2        | 31         |     |     |     |
| 05 | Kyle Guy        | 5-9          | 2-5         | 1-1         | 0        | 1         | 1         | 2         | 13        | 3         | 3         | 0        | 1        | 35         |     |     |     |
| 11 | Ty Jerome       | 1-4          | 0-2         | 4-6         | 0        | 2         | 2         | 2         | 6         | 7         | 2         | 0        | 0        | 35         |     |     |     |
| 21 | Isaiah Wilkins  | 3-8          | 0-0         | 0-0         | 2        | 3         | 5         | 2         | 6         | 3         | 0         | 0        | 1        | 32         |     |     |     |
| 33 | Jack Salt       | 1-1          | 0-0         | 0-0         | 1        | 6         | 7         | 1         | 2         | 1         | 1         | 0        | 0        | 20         |     |     |     |
| 12 | De'Andre Hunter | 8-16         | 3-6         | 3-3         | 1        | 2         | 3         | 2         | 22        | 0         | 2         | 1        | 1        | 30         |     |     |     |
| 23 | Nigel Johnson   | 1-3          | 0-1         | 1-2         | 0        | 2         | 2         | 0         | 3         | 0         | 0         | 0        | 0        | 10         |     |     |     |
| 25 | Mamadi Diakite  | 1-2          | 0-0         | 0-0         | 1        | 1         | 2         | 4         | 2         | 0         | 1         | 0        | 0        | 7          |     |     |     |
|    | Team            |              |             |             | 3        | 4         | 7         |           |           | 1         |           |          |          |            |     |     |     |
|    | <b>Totals</b>   | <b>22-48</b> | <b>6-17</b> | <b>9-12</b> | <b>8</b> | <b>24</b> | <b>32</b> | <b>15</b> | <b>59</b> | <b>15</b> | <b>11</b> | <b>2</b> | <b>5</b> | <b>200</b> |     |     |     |

FG % 1st Half: 10-22 45.5% 2nd half: 12-26 46.2% Game: 22-48 45.8% Deadball Rebounds 3  
 3FG % 1st Half: 4-9 44.4% 2nd half: 2-8 25.0% Game: 6-17 35.3%  
 FT % 1st Half: 3-6 50.0% 2nd half: 6-6 100.0% Game: 9-12 75.0%

Miami (FL) 50 - 18-7 (7-6 ACC)

| #  | Player           | Total        |             |             | 3-Ptr    |           |           | Rebounds  |           |          | PF        | TP       | A        | TO         | Blk | Stl | Min |
|----|------------------|--------------|-------------|-------------|----------|-----------|-----------|-----------|-----------|----------|-----------|----------|----------|------------|-----|-----|-----|
|    |                  | FG-FGA       | FG-FGA      | FT-FTA      | FG-FGA   | FG-FGA    | FT-FTA    | Off       | Def       | Tot      |           |          |          |            |     |     |     |
| 01 | DJ Vasiljevic    | 2-8          | 1-5         | 0-0         | 0        | 0         | 0         | 2         | 5         | 0        | 1         | 0        | 0        | 27         |     |     |     |
| 02 | Chris Lykes      | 6-12         | 3-7         | 4-5         | 0        | 1         | 1         | 4         | 19        | 1        | 2         | 0        | 0        | 27         |     |     |     |
| 03 | Anthony Lawrence | 0-7          | 0-3         | 2-2         | 1        | 6         | 7         | 1         | 2         | 2        | 0         | 1        | 2        | 32         |     |     |     |
| 04 | Lonnie Walker    | 2-8          | 0-4         | 2-2         | 0        | 0         | 0         | 0         | 6         | 2        | 3         | 0        | 0        | 31         |     |     |     |
| 20 | Dewan Huell      | 0-1          | 0-0         | 0-0         | 0        | 3         | 3         | 1         | 0         | 0        | 1         | 1        | 0        | 16         |     |     |     |
| 00 | Ja'Quan Newton   | 2-2          | 0-0         | 0-2         | 0        | 4         | 4         | 1         | 4         | 1        | 1         | 0        | 1        | 22         |     |     |     |
| 15 | Ebuka Izundu     | 4-6          | 0-0         | 0-0         | 3        | 2         | 5         | 3         | 8         | 0        | 1         | 1        | 1        | 24         |     |     |     |
| 21 | Sam Waardenburg  | 2-3          | 2-2         | 0-0         | 0        | 0         | 0         | 1         | 6         | 0        | 1         | 0        | 1        | 21         |     |     |     |
|    | Team             |              |             |             | 2        | 2         | 4         |           |           | 1        |           |          |          |            |     |     |     |
|    | <b>Totals</b>    | <b>18-47</b> | <b>6-21</b> | <b>8-11</b> | <b>6</b> | <b>18</b> | <b>24</b> | <b>13</b> | <b>50</b> | <b>6</b> | <b>11</b> | <b>3</b> | <b>5</b> | <b>200</b> |     |     |     |

FG % 1st Half: 6-28 21.4% 2nd half: 12-19 63.2% Game: 18-47 38.3% Deadball Rebounds 2  
 3FG % 1st Half: 2-12 16.7% 2nd half: 4-9 44.4% Game: 6-21 28.6%  
 FT % 1st Half: 2-3 66.7% 2nd half: 6-8 75.0% Game: 8-11 72.7%

Officials: Les Jones, Jamie Luckie, John Gaffney  
 Technical fouls: Virginia-None, Miami (FL)-None.  
 Attendance: 7333

| Score by periods | 1st | 2nd | Total |
|------------------|-----|-----|-------|
| Virginia         | 27  | 32  | 59    |
| Miami (FL)       | 16  | 34  | 50    |

Last FG - VA 2nd-01:46, UM 2nd-00:22.  
 Largest lead - VA by 15 2nd-03:02, UM None.  
 VA led for 38:10, UM led for 00:00, Game was tied for 01:50.

|        | In | Off | 2nd | Fast | Bench |
|--------|----|-----|-----|------|-------|
| Points | 24 | 12  | 8   | 0    | 27    |
| Paint  | 20 | 12  | 8   | 4    | 18    |
| UM     |    |     |     |      |       |

Score tied - 0 times.  
 Lead changed - 0 times.

**Official Basketball Box Score -- Game Totals -- Final Statistics**  
**Syracuse vs Miami (FL)**  
**02/17/18 12:06 pm at Coral Gables, Fla. (Watsco Center)**

Syracuse 62 - 18-9 (7-7 ACC)

| #  | Player         | Total        |             |            | 3-Ptr    |           |           | Rebounds  |           |           | PF        | TP       | A        | TO         | Blk | Stl | Min |
|----|----------------|--------------|-------------|------------|----------|-----------|-----------|-----------|-----------|-----------|-----------|----------|----------|------------|-----|-----|-----|
|    |                | FG-FGA       | FG-FGA      | FT-FTA     | FG-FGA   | FG-FGA    | FT-FTA    | Off       | Def       | Tot       |           |          |          |            |     |     |     |
| 11 | Oshae Brissett | 7-14         | 2-6         | 0-0        | 2        | 10        | 12        | 2         | 16        | 1         | 2         | 0        | 0        | 40         |     |     |     |
| 13 | Paschal Chukwu | 1-2          | 0-0         | 0-0        | 2        | 5         | 7         | 3         | 2         | 0         | 1         | 2        | 0        | 23         |     |     |     |
| 21 | Marek Dolezaj  | 4-5          | 0-0         | 3-4        | 1        | 2         | 3         | 2         | 11        | 2         | 2         | 0        | 0        | 34         |     |     |     |
| 23 | Frank Howard   | 8-15         | 1-5         | 1-1        | 0        | 2         | 2         | 1         | 18        | 6         | 1         | 1        | 1        | 40         |     |     |     |
| 25 | Tyus Battle    | 4-14         | 2-5         | 3-4        | 0        | 4         | 4         | 2         | 13        | 2         | 3         | 1        | 2        | 40         |     |     |     |
| 02 | Matthew Moyer  | 0-0          | 0-0         | 0-0        | 0        | 1         | 1         | 1         | 0         | 0         | 0         | 0        | 0        | 6          |     |     |     |
| 35 | Bourama Sidibe | 1-2          | 0-0         | 0-0        | 1        | 1         | 2         | 3         | 2         | 0         | 1         | 3        | 1        | 17         |     |     |     |
|    | Team           |              |             |            | 3        | 3         | 6         |           |           | 1         |           |          |          |            |     |     |     |
|    | <b>Totals</b>  | <b>25-52</b> | <b>5-16</b> | <b>7-9</b> | <b>9</b> | <b>28</b> | <b>37</b> | <b>14</b> | <b>62</b> | <b>11</b> | <b>11</b> | <b>7</b> | <b>4</b> | <b>200</b> |     |     |     |

FG % 1st Half: 11-30 36.7% 2nd half: 14-22 63.6% Game: 25-52 48.1% Deadball Rebounds 3  
 3FG % 1st Half: 2-10 20.0% 2nd half: 3-6 50.0% Game: 5-16 31.3%  
 FT % 1st Half: 1-2 50.0% 2nd half: 6-7 85.7% Game: 7-9 77.8%

Miami (FL) 55 - 18-7 (7-7 ACC)

| #  | Player           | Total        |             |             | 3-Ptr     |           |           | Rebounds  |           |           | PF       | TP       | A        | TO         | Blk | Stl | Min |
|----|------------------|--------------|-------------|-------------|-----------|-----------|-----------|-----------|-----------|-----------|----------|----------|----------|------------|-----|-----|-----|
|    |                  | FG-FGA       | FG-FGA      | FT-FTA      | FG-FGA    | FG-FGA    | FT-FTA    | Off       | Def       | Tot       |          |          |          |            |     |     |     |
| 01 | DJ Vasiljevic    | 2-6          | 2-6         | 0-0         | 1         | 2         | 3         | 1         | 6         | 1         | 0        | 0        | 1        | 25         |     |     |     |
| 02 | Chris Lykes      | 4-16         | 2-10        | 4-6         | 0         | 0         | 0         | 1         | 14        | 4         | 1        | 0        | 0        | 34         |     |     |     |
| 03 | Anthony Lawrence | 2-9          | 0-2         | 0-0         | 1         | 3         | 4         | 1         | 4         | 5         | 2        | 0        | 3        | 36         |     |     |     |
| 04 | Lonnie Walker    | 5-12         | 2-7         | 0-0         | 0         | 0         | 0         | 5         | 12        | 2         | 1        | 0        | 0        | 34         |     |     |     |
| 20 | Dewan Huell      | 3-6          | 0-0         | 1-2         | 2         | 8         | 10        | 1         | 7         | 0         | 1        | 1        | 0        | 29         |     |     |     |
| 00 | Ja'Quan Newton   | 3-7          | 1-4         | 1-2         | 0         | 0         | 0         | 0         | 8         | 1         | 2        | 0        | 2        | 12         |     |     |     |
| 15 | Ebuka Izundu     | 1-1          | 0-0         | 0-0         | 1         | 1         | 2         | 0         | 2         | 0         | 0        | 0        | 1        | 12         |     |     |     |
| 21 | Sam Waardenburg  | 0-2          | 0-2         | 2-2         | 2         | 2         | 4         | 4         | 2         | 0         | 0        | 1        | 0        | 18         |     |     |     |
|    | Team             |              |             |             | 5         | 1         | 6         |           |           |           |          |          |          |            |     |     |     |
|    | <b>Totals</b>    | <b>20-59</b> | <b>7-31</b> | <b>8-12</b> | <b>12</b> | <b>17</b> | <b>29</b> | <b>13</b> | <b>55</b> | <b>13</b> | <b>7</b> | <b>2</b> | <b>7</b> | <b>200</b> |     |     |     |

FG % 1st Half: 8-25 32.0% 2nd half: 12-34 35.3% Game: 20-59 33.9% Deadball Rebounds 3  
 3FG % 1st Half: 3-15 20.0% 2nd half: 4-16 25.0% Game: 7-31 22.6%  
 FT % 1st Half: 6-10 60.0% 2nd half: 2-2 100.0% Game: 8-12 66.7%

Officials: Roger Ayers, Brian O'Connell, Tim Clougherty  
 Technical fouls: Syracuse-None, Miami (FL)-None.  
 Attendance: 6879

| Score by periods | 1st | 2nd | Total |
|------------------|-----|-----|-------|
| Syracuse         | 25  | 37  | 62    |
| Miami (FL)       | 25  | 30  | 55    |

|        | In | Off | 2nd | Fast | Bench |
|--------|----|-----|-----|------|-------|
| Points | 26 | 8   | 6   | 5    | 2     |
| Paint  | 20 | 10  | 10  | 7    | 12    |
| UM     |    |     |     |      |       |

Last FG - SU 2nd-01:26, UM 2nd-01:12.  
 Largest lead - SU by 12 2nd-14:06, UM by 4 1st-17:23.  
 SU led for 28:51, UM led for 07:18, Game was tied for 03:51.

Score tied - 5 times.  
 Lead changed - 7 times.



# 11 BRUCE BROWN JR.

So. • 6-5 • 205 • Guard

Boston, Mass.

Vermont Academy

### PRESEASON HONORS

- Preseason All-ACC Second Team
- Preseason ESPN Third-Team All-American
- Wooden Award Preseason Top 50
- Citizen Naimsmith Trophy Watch List
- Julius Erving Small Forward of Year Award Watch List
- Lute Olson National Player of Year Award Watch List
- Oscar Robertson Trophy Watch List

### 2017-18 HIGHLIGHTS

- Currently out with left-foot injury, which was diagnosed on Jan. 29; has missed last four games, had surgery Feb. 1 and will be out approximately six weeks
- Ranks 12th in ACC in rebounds at 7.1 per game at time of injury (second among guards)
- Leads team in assists with 76
- Recorded second career triple-double in season opener vs. Gardner-Webb (10 points, 11 rebounds, 10 assists)
- Triple-double was third in program history and 31st in ACC history (sixth player in league history with two career triple-doubles)

- Had 14 points, seven rebounds, four assists, three steals in win over North Florida (11/25)
- Posted 16 points, nine rebounds, five assists and no turnovers in win at No. 12 Minnesota (11/29)
- Scored 14 of his 17 points in the first half in win against Princeton (12/2)
- Missed Boston U. game with left hand injury; returned for GW game
- Averaged 12.3 points, 6.0 rebounds and 4.0 assists in Diamond Head Classic; scored season-high 20 points against Middle Tennessee
- Had 11 points and five boards in ACC opener at Pitt (12/30)
- Recorded nine points, nine rebounds, career-high four blocks and three steals at Georgia Tech (1/3)
- Tallied 23 points, including career-best 12-of-14 effort at free-throw line, in win over Florida State (1/7)
- Scored 19 points and dished out nine assists in win at NC State (1/21)

### 2017-18 GAME-BY-GAME

|                 | GS | Min | FG   | Pct  | 3FG | Pct   | FT    | Pct   | O-D-T   | Avg  | PF | FO | A  | TO | Blk | Stl | Pts | Avg  |
|-----------------|----|-----|------|------|-----|-------|-------|-------|---------|------|----|----|----|----|-----|-----|-----|------|
| Gard-Webb       | *  | 31  | 5-9  | .556 | 0-2 | .000  | 0-3   | .000  | 1-10-11 | 11.0 | 2  | 0  | 10 | 1  | 0   | 1   | 10  | 10.0 |
| Navy            | *  | 31  | 1-10 | .100 | 0-3 | .000  | 1-2   | .500  | 1-5-6   | 8.5  | 1  | 0  | 6  | 3  | 1   | 0   | 3   | 6.5  |
| Florida A&M     | *  | 32  | 6-10 | .600 | 2-4 | .500  | 1-4   | .250  | 1-7-8   | 8.3  | 2  | 0  | 4  | 2  | 0   | 2   | 15  | 9.3  |
| vs. La Salle    | *  | 33  | 2-9  | .222 | 1-2 | .500  | 2-4   | .500  | 0-11-11 | 9.0  | 2  | 0  | 3  | 3  | 1   | 0   | 7   | 8.8  |
| N. Florida      | *  | 32  | 7-14 | .500 | 0-2 | .000  | 0-0   | .000  | 1-6-7   | 8.6  | 2  | 0  | 4  | 1  | 0   | 3   | 14  | 9.8  |
| at Minnesota    | *  | 37  | 6-11 | .545 | 2-4 | .500  | 2-2   | 1.000 | 3-6-9   | 8.7  | 1  | 0  | 5  | 0  | 0   | 1   | 16  | 10.8 |
| vs. Princeton   | *  | 30  | 6-8  | .750 | 4-5 | .800  | 1-1   | 1.000 | 2-6-8   | 8.6  | 1  | 0  | 3  | 2  | 1   | 0   | 17  | 11.7 |
| Boston U.       |    |     |      |      |     |       |       |       |         |      |    |    |    |    |     |     |     |      |
| DNP (left hand) |    |     |      |      |     |       |       |       |         |      |    |    |    |    |     |     |     |      |
| at GW           | *  | 38  | 1-6  | .167 | 0-3 | .000  | 1-2   | .500  | 1-2-3   | 7.9  | 2  | 0  | 3  | 1  | 0   | 3   | 3   | 10.6 |
| at Hawai'i      | *  | 32  | 1-4  | .250 | 1-2 | .500  | 1-2   | .500  | 0-5-5   | 7.6  | 4  | 0  | 8  | 2  | 0   | 0   | 4   | 9.9  |
| vs NMSU         | *  | 32  | 3-10 | .300 | 0-4 | .000  | 7-9   | .778  | 2-5-7   | 7.5  | 1  | 0  | 1  | 2  | 0   | 0   | 13  | 10.2 |
| vs MTSU         | *  | 39  | 8-16 | .500 | 0-5 | .000  | 4-7   | .571  | 0-6-6   | 7.4  | 2  | 0  | 3  | 4  | 1   | 2   | 20  | 11.1 |
| at Pitt         | *  | 33  | 5-9  | .556 | 0-2 | .000  | 1-2   | .500  | 2-3-5   | 7.2  | 2  | 0  | 3  | 2  | 1   | 1   | 11  | 11.1 |
| at Ga. Tech     | *  | 37  | 4-12 | .333 | 1-3 | .333  | 0-0   | .000  | 2-7-9   | 7.3  | 3  | 0  | 2  | 4  | 4   | 3   | 9   | 10.9 |
| FSU             | *  | 36  | 5-8  | .625 | 1-2 | .500  | 12-14 | .857  | 0-4-4   | 7.1  | 2  | 0  | 2  | 3  | 0   | 1   | 23  | 11.8 |
| at Clemson      | *  | 33  | 1-8  | .125 | 0-3 | .000  | 2-4   | .500  | 3-4-7   | 7.1  | 5  | 1  | 1  | 2  | 2   | 2   | 4   | 11.3 |
| Duke            | *  | 32  | 3-12 | .250 | 0-2 | .000  | 1-1   | 1.000 | 2-5-7   | 7.1  | 4  | 0  | 2  | 3  | 0   | 2   | 7   | 11.0 |
| at NC State     | *  | 32  | 7-8  | .875 | 3-3 | 1.000 | 2-3   | .667  | 0-4-4   | 6.9  | 2  | 0  | 9  | 3  | 0   | 1   | 19  | 11.5 |
| Louisville      | *  | 38  | 2-10 | .200 | 0-4 | .000  | 4-8   | .500  | 4-7-11  | 7.1  | 3  | 0  | 2  | 3  | 3   | 3   | 8   | 11.3 |
| at FSU          | *  | 32  | 5-14 | .357 | 1-5 | .200  | 2-2   | 1.000 | 0-7-7   | 7.1  | 2  | 0  | 5  | 2  | 1   | 0   | 13  | 11.4 |
| Pittsburgh      |    |     |      |      |     |       |       |       |         |      |    |    |    |    |     |     |     |      |
| DNP (left foot) |    |     |      |      |     |       |       |       |         |      |    |    |    |    |     |     |     |      |
| at Va. Tech     |    |     |      |      |     |       |       |       |         |      |    |    |    |    |     |     |     |      |
| DNP (left foot) |    |     |      |      |     |       |       |       |         |      |    |    |    |    |     |     |     |      |
| Wake Forest     |    |     |      |      |     |       |       |       |         |      |    |    |    |    |     |     |     |      |
| DNP (left foot) |    |     |      |      |     |       |       |       |         |      |    |    |    |    |     |     |     |      |
| at BC           |    |     |      |      |     |       |       |       |         |      |    |    |    |    |     |     |     |      |
| DNP (left foot) |    |     |      |      |     |       |       |       |         |      |    |    |    |    |     |     |     |      |
| Virginia        |    |     |      |      |     |       |       |       |         |      |    |    |    |    |     |     |     |      |
| DNP (left foot) |    |     |      |      |     |       |       |       |         |      |    |    |    |    |     |     |     |      |
| Syracuse        |    |     |      |      |     |       |       |       |         |      |    |    |    |    |     |     |     |      |
| DNP (left foot) |    |     |      |      |     |       |       |       |         |      |    |    |    |    |     |     |     |      |
| at ND           |    |     |      |      |     |       |       |       |         |      |    |    |    |    |     |     |     |      |
| BC              |    |     |      |      |     |       |       |       |         |      |    |    |    |    |     |     |     |      |
| at UNC          |    |     |      |      |     |       |       |       |         |      |    |    |    |    |     |     |     |      |
| Va. Tech        |    |     |      |      |     |       |       |       |         |      |    |    |    |    |     |     |     |      |

### 2016-17

| Opponent        | P  | R  | A  |
|-----------------|----|----|----|
| WCU             | 7  | 8  | 5  |
| at N. Florida   | 7  | 6  | 2  |
| Penn            | 15 | 5  | 1  |
| vs Stanford     | 10 | 6  | 2  |
| vs Iowa State   | 2  | 7  | 2  |
| vs Florida      | 15 | 4  | 1  |
| Rutgers         | 11 | 9  | 2  |
| vs Wofford      | 12 | 5  | 1  |
| SC State        | 11 | 11 | 10 |
| FAU             | 14 | 8  | 6  |
| GW              | 14 | 12 | 2  |
| Columbia        | 8  | 6  | 5  |
| NC State        | 17 | 8  | 4  |
| at Syracuse     | 9  | 7  | 2  |
| Notre Dame      | 7  | 9  | 1  |
| at Pittsburgh   | 17 | 6  | 3  |
| at Wake Forest  | 9  | 3  | 1  |
| at Duke         | 15 | 5  | 6  |
| Boston Coll.    | 12 | 6  | 4  |
| North Carolina  | 30 | 4  | 5  |
| Florida State   | 17 | 5  | 1  |
| at NC State     | 7  | 2  | 6  |
| Virginia Tech   | 2  | 5  | 4  |
| at Louisville   | 12 | 7  | 4  |
| Georgia Tech    | 8  | 3  | 5  |
| Clemson         | 9  | 5  | 5  |
| at Virginia     | 14 | 3  | 0  |
| Duke            | 25 | 4  | 4  |
| at Va Tech      | 8  | 3  | 5  |
| vs Florida St.  | 10 | 0  | 1  |
| vs Syracuse     | 5  | 5  | 1  |
| vs UNC          | 21 | 7  | 1  |
| vs Michigan St. | 11 | 2  | 4  |

### SEASON/CAREER HIGHS

- Points**  
 Season: 23 Florida State, 1/7/18  
 Career: 30 North Carolina, 1/28/17  
 ACC: 30 North Carolina, 1/28/17
- Rebounds**  
 Season: 11 2x, last vs. La Salle, 11/22/17  
 Career: 12 George Washington, 12/22/16  
 ACC: 9 Notre Dame, 1/12/17
- Assists**  
 Season: 10 Gardner-Webb, 11/10/17  
 Career: 10 2x, last vs. Gard.-Webb, 11/10/17  
 ACC: 9 at NC State, 1/18/18
- Steals**  
 Season: 3 3x, last at Ga. Tech, 1/3/18  
 Career: 3 8x, last at Ga. Tech, 1/3/18  
 ACC: 3 NC State, 12/31/16
- Blocked Shots**  
 Season: 4 at Georgia Tech, 1/3/18  
 Career: 4 at Georgia Tech, 1/3/18  
 ACC: 4 at Georgia Tech, 1/3/18
- Field Goals**  
 Season: 8 Middle Tennessee, 12/25/17  
 Career: 11 Duke, 2/25/17  
 ACC: 11 Duke, 2/25/17
- Field-Goal Attempts**  
 Season: 16 Middle Tennessee, 12/25/17  
 Career: 18 Duke, 2/25/17  
 ACC: 18 Duke, 2/25/17
- Free Throws**  
 Season: 12 Florida State, 1/7/18  
 Career: 12 Florida State, 1/7/18  
 ACC: 12 Florida State, 1/7/18
- Free-Throw Attempts**  
 Season: 14 Florida State, 1/7/18  
 Career: 14 Florida State, 1/7/18  
 ACC: 14 Florida State, 1/7/18
- 3-Point Field Goals**  
 Season: 4 Princeton, 12/2/17  
 Career: 4 North Carolina, 1/28/17  
 ACC: 4 North Carolina, 1/28/17
- 3-Point Field-Goal Attempts**  
 Season: 5 2x, last vs. MTSU, 12/25/17  
 Career: 6 North Carolina, 1/28/17  
 ACC: 6 North Carolina, 1/28/17
- Minutes**  
 Season: 39 Middle Tennessee, 12/25/17  
 Career: 44 at Virginia, 2/20/17  
 ACC: 44 at Virginia, 2/20/17

### CAREER TRIPLE-DOUBLES


- 10p, 11r, 10a vs. Gardner-Webb, 11/10/17
- 11p, 11r, 10a vs. South Carolina State, 12/6/16

### CAREER DOUBLE-DOUBLES

- 10p, 11r, 10a vs. Gardner-Webb, 11/10/17
- 14p, 12r vs. George Washington, 12/22/16
- 11p, 11r, 10a vs. South Carolina State, 12/6/16

### CAREER STATISTICS

| Season       | GP        | GS        | Min.        | Avg.        | 3-Point    |            |             | Free Throws |            |             | Rebounds   |            |             |           | Scoring    |            |            |            |          |            |            |           |           |            |             |
|--------------|-----------|-----------|-------------|-------------|------------|------------|-------------|-------------|------------|-------------|------------|------------|-------------|-----------|------------|------------|------------|------------|----------|------------|------------|-----------|-----------|------------|-------------|
|              |           |           |             |             | FG         | FGA        | Pct.        | FT          | FTA        | Pct.        | Off.       | Def.       | Tot.        | Avg.      | PF         | FO         | Ast.       | TO         | Blk      | Stl        | Pts.       | Avg.      |           |            |             |
| 2016-17      | 33        | 29        | 1053        | 31.9        | 134        | 292        | .459        | 33          | 95         | .347        | 90         | 121        | .744        | 48        | 138        | 186        | 5.6        | 83         | 2        | 106        | 67         | 18        | 49        | 391        | 11.8        |
| 2017-18      | 19        | 19        | 640         | 33.7        | 78         | 188        | .415        | 16          | 60         | .267        | 44         | 70         | .629        | 25        | 110        | 135        | 7.1        | 43         | 1        | 76         | 43         | 15        | 25        | 216        | 11.4        |
| <b>TOTAL</b> | <b>52</b> | <b>48</b> | <b>1693</b> | <b>32.6</b> | <b>212</b> | <b>480</b> | <b>.442</b> | <b>49</b>   | <b>155</b> | <b>.316</b> | <b>134</b> | <b>191</b> | <b>.702</b> | <b>73</b> | <b>248</b> | <b>321</b> | <b>6.2</b> | <b>126</b> | <b>3</b> | <b>182</b> | <b>110</b> | <b>33</b> | <b>74</b> | <b>607</b> | <b>11.7</b> |



# 20 DEWAN HUELL

So. • 6-11 • 236 • Forward

Miami, Fla.

Miami Norland HS

### 2017-18 HIGHLIGHTS

- Ranks 15th in ACC in rebounding (6.7)
- In ACC games only, he ranks 12th in rebounding (7.1)
- Scored in double figures in 17 games, including three 20-plus point efforts
- Owns five career double-doubles (tied for 12th among active ACC players) – all this season
- 
- Tied for team lead with 14 points in season opener
- Recorded first career double-double against Navy (11/12) with 14 points and 10 rebounds
- Recorded 16 points (8-10 FG) in win vs. La Salle (11/22)
- Had huge game at No. 12 Minnesota, with career-high 23 points (15 in second half) (11/29)
- Recorded second double-double with 15 points, 12 rebounds at GW (12/16)
- Named to Diamond Head Classic All-Tournament Team; averaged 15.7 points, 6.0 rebounds and 1.7 blocks in tournament
- Scored 21 points against Middle Tennessee, hitting 7-of-8 from field and 7-of-8 from free-throw line (12/25)
- Recorded team-high 13 points as well as seven rebounds at Georgia Tech (1/3)
- Scored 20 points with eight boards against Florida State (1/7)
- Picked up third career double-double with 18 points, career-high 13 rebounds vs. Duke (1/15)
- Had double-double in OT win over Louisville with 18 points, 12 rebounds (1/24)

### 2017-18 GAME-BY-GAME

|               | GS | Min | FG    | Pct  | 3FG | Pct  | FT  | Pct   | O-D-T  | Avg | PF | FO | A | TO | Blk | Stl | Pts | Avg  |
|---------------|----|-----|-------|------|-----|------|-----|-------|--------|-----|----|----|---|----|-----|-----|-----|------|
| Gard-Webb     | *  | 18  | 6-9   | .667 | 0-0 | .000 | 2-3 | .667  | 2-6-8  | 8.0 | 1  | 0  | 2 | 3  | 2   | 1   | 14  | 14.0 |
| Navy          | *  | 22  | 6-8   | .750 | 0-0 | .000 | 2-3 | .667  | 3-7-10 | 9.0 | 2  | 0  | 1 | 1  | 1   | 1   | 14  | 14.0 |
| Florida A&M   | *  | 24  | 4-6   | .667 | 0-0 | .000 | 2-2 | 1.000 | 1-4-5  | 7.7 | 1  | 0  | 0 | 1  | 1   | 2   | 10  | 12.7 |
| vs. La Salle  | *  | 26  | 8-10  | .800 | 0-1 | .000 | 0-0 | .000  | 2-5-7  | 7.5 | 3  | 0  | 0 | 1  | 1   | 0   | 16  | 13.5 |
| N. Florida    | *  | 23  | 4-6   | .667 | 0-0 | .000 | 5-7 | .714  | 1-5-6  | 7.2 | 2  | 0  | 0 | 3  | 0   | 0   | 13  | 13.4 |
| at Minnesota  | *  | 27  | 10-16 | .625 | 0-0 | .000 | 3-5 | .600  | 1-1-2  | 6.3 | 3  | 0  | 0 | 0  | 1   | 0   | 23  | 15.0 |
| vs. Princeton | *  | 15  | 3-7   | .429 | 0-0 | .000 | 3-4 | .750  | 1-0-1  | 5.6 | 3  | 0  | 0 | 2  | 0   | 1   | 9   | 14.1 |
| Boston U.     | *  | 20  | 2-4   | .500 | 0-0 | .000 | 2-4 | .500  | 2-4-6  | 5.6 | 1  | 0  | 1 | 0  | 3   | 0   | 6   | 13.1 |
| at GW         | *  | 31  | 7-12  | .583 | 0-0 | .000 | 1-2 | .500  | 3-9-12 | 6.3 | 1  | 0  | 0 | 1  | 1   | 0   | 15  | 13.3 |
| at Hawai'i    | *  | 31  | 7-10  | .700 | 0-0 | .000 | 2-2 | 1.000 | 1-5-6  | 6.3 | 2  | 0  | 0 | 1  | 2   | 1   | 16  | 13.6 |
| vs NMSU       | *  | 27  | 4-6   | .667 | 0-0 | .000 | 2-4 | .500  | 3-6-9  | 6.5 | 3  | 0  | 1 | 0  | 2   | 0   | 10  | 13.3 |
| vs MTSU       | *  | 32  | 7-8   | .875 | 0-0 | .000 | 7-8 | .875  | 0-3-3  | 6.3 | 2  | 0  | 0 | 0  | 1   | 0   | 21  | 13.9 |
| at Pitt       | *  | 21  | 4-7   | .571 | 0-0 | .000 | 0-0 | .000  | 2-5-7  | 6.3 | 0  | 0  | 0 | 1  | 1   | 1   | 8   | 13.5 |
| at Ga. Tech   | *  | 32  | 4-7   | .571 | 0-0 | .000 | 5-6 | .833  | 4-4-8  | 6.4 | 1  | 0  | 1 | 1  | 2   | 0   | 13  | 13.4 |
| FSU           | *  | 34  | 8-12  | .667 | 0-1 | .000 | 4-7 | .571  | 2-6-8  | 6.5 | 3  | 0  | 1 | 1  | 2   | 0   | 20  | 13.9 |
| at Clemson    | *  | 30  | 4-9   | .444 | 0-0 | .000 | 2-3 | .667  | 3-4-7  | 6.6 | 3  | 0  | 2 | 0  | 1   | 2   | 10  | 13.6 |
| Duke          | *  | 32  | 8-16  | .500 | 0-1 | .000 | 2-3 | .667  | 7-6-13 | 6.9 | 3  | 0  | 1 | 3  | 0   | 0   | 18  | 13.9 |
| at NC State   | *  | 21  | 4-9   | .444 | 0-0 | .000 | 0-0 | .000  | 0-2-2  | 6.7 | 3  | 0  | 0 | 1  | 1   | 1   | 8   | 13.6 |
| Louisville    | *  | 35  | 7-10  | .700 | 0-0 | .000 | 4-5 | .800  | 5-7-12 | 6.9 | 1  | 0  | 0 | 4  | 0   | 0   | 18  | 13.8 |
| at FSU        | *  | 36  | 3-7   | .429 | 0-0 | .000 | 2-2 | 1.000 | 3-3-6  | 6.9 | 2  | 0  | 0 | 2  | 0   | 2   | 8   | 13.5 |
| Pittsburgh    | *  | 30  | 4-7   | .571 | 0-0 | .000 | 3-4 | .750  | 3-3-6  | 6.9 | 0  | 0  | 1 | 1  | 0   | 0   | 11  | 13.4 |
| at Va. Tech   | *  | 20  | 0-5   | .000 | 0-0 | .000 | 3-4 | .750  | 0-4-4  | 6.7 | 1  | 0  | 0 | 1  | 0   | 0   | 3   | 12.9 |
| Wake Forest   | *  | 25  | 4-7   | .571 | 0-0 | .000 | 2-4 | .500  | 3-7-10 | 6.9 | 2  | 0  | 0 | 2  | 2   | 1   | 10  | 12.8 |
| at BC         | *  | 24  | 1-5   | .200 | 0-0 | .000 | 0-0 | .000  | 1-3-4  | 6.8 | 3  | 0  | 0 | 2  | 1   | 0   | 2   | 12.3 |
| Virginia      | *  | 16  | 0-1   | .000 | 0-0 | .000 | 0-0 | .000  | 0-3-3  | 6.6 | 1  | 0  | 0 | 1  | 1   | 0   | 0   | 11.8 |
| Syracuse      | *  | 29  | 3-6   | .500 | 0-0 | .000 | 1-2 | .500  | 2-8-10 | 6.7 | 1  | 0  | 0 | 1  | 1   | 0   | 7   | 11.7 |
| at ND         |    |     |       |      |     |      |     |       |        |     |    |    |   |    |     |     |     |      |
| BC            |    |     |       |      |     |      |     |       |        |     |    |    |   |    |     |     |     |      |
| at UNC        |    |     |       |      |     |      |     |       |        |     |    |    |   |    |     |     |     |      |
| Va. Tech      |    |     |       |      |     |      |     |       |        |     |    |    |   |    |     |     |     |      |

### 2016-17

| Opponent        | P   | R  | A |
|-----------------|-----|----|---|
| WCU             | 13  | 7  | 1 |
| at N. Florida   | 15  | 8  | 0 |
| Penn            | 11  | 5  | 0 |
| vs Stanford     | 3   | 3  | 0 |
| vs Iowa State   | 5   | 6  | 0 |
| vs Florida      | 10  | 6  | 1 |
| Rutgers         | 14  | 7  | 0 |
| vs Wofford      | 2   | 1  | 0 |
| SC State        | 5   | 3  | 0 |
| FAU             | 9   | 10 | 0 |
| GW              | 2   | 1  | 0 |
| Columbia        | 4   | 1  | 0 |
| NC State        | 0   | 0  | 1 |
| at Syracuse     | 6   | 3  | 1 |
| Notre Dame      | 2   | 0  | 0 |
| at Pittsburgh   | 4   | 3  | 0 |
| at Wake Forest  | 9   | 8  | 0 |
| at Duke         | 7   | 3  | 0 |
| Boston Coll.    | 8   | 3  | 1 |
| North Carolina  | 5   | 1  | 0 |
| Florida State   | 7   | 1  | 0 |
| at NC State     | 3   | 2  | 0 |
| Virginia Tech   | 3   | 5  | 0 |
| at Louisville   | 4   | 3  | 1 |
| Georgia Tech    | 13  | 2  | 0 |
| Clemson         | 6   | 1  | 0 |
| at Virginia     | 1   | 1  | 0 |
| Duke            | 2   | 1  | 0 |
| at Va Tech      | 0   | 1  | 0 |
| vs Florida St.  | 5   | 2  | 0 |
| vs Syracuse     | DNP |    |   |
| vs UNC          | 1   | 1  | 0 |
| vs Michigan St. | 8   | 0  | 0 |

### SEASON/CAREER HIGHS

#### Points

Season: 23 at Minnesota, 11/29/17  
 Career: 23 at Minnesota, 11/29/17  
 ACC: 20 Florida State, 1/7/18

#### Rebounds

Season: 13 Duke, 1/15/18  
 Career: 13 Duke, 1/15/18  
 ACC: 13 Duke, 1/15/18

#### Assists

Season: 2 2x, last at Clemson, 1/13/18  
 Career: 2 2x, last at Clemson, 1/13/18  
 ACC: 2 at Clemson, 1/13/18

#### Steals

Season: 2 3x, last at Florida St., 1/27/18  
 Career: 2 4x, last at Florida St., 1/27/18  
 ACC: 2 2x, last at Florida St., 1/27/18

#### Blocked Shots

Season: 3 2x, last vs. Boston U., 12/5/17  
 Career: 3 2x, last vs. Boston U., 12/5/17  
 ACC: 3 Virginia Tech, 2/8/17

#### Field Goals

Season: 10 at Minnesota, 11/29/17  
 Career: 10 at Minnesota, 11/29/17  
 ACC: 8 2x, last vs. Duke, 1/15/18

#### Field-Goal Attempts

Season: 16 2x, last vs. Duke, 1/15/18  
 Career: 16 2x, last vs. Duke, 1/15/18  
 ACC: 16 Duke, 1/15/18

#### Free Throws

Season: 7 Middle Tennessee, 12/25/17  
 Career: 7 Middle Tennessee, 12/25/17  
 ACC: 5 2x, last at Georgia Tech, 1/3/18

#### Free-Throw Attempts

Season: 8 Middle Tennessee, 12/25/17  
 Career: 8 Middle Tennessee, 12/25/17  
 ACC: 7 Florida State, 1/7/18

#### 3-Point Field Goals

Season: -  
 Career: -  
 ACC: -

#### 3-Point Field-Goal Attempts

Season: 1 3x, last vs. Duke, 1/15/18  
 Career: 1 5x, last vs. Duke, 1/15/18  
 ACC: 1 4x, last vs. Duke, 1/15/18

#### Minutes

Season: 36 at Florida State, 1/27/18  
 Career: 36 at Florida State, 1/27/18  
 ACC: 36 at Florida State, 1/27/18

### CAREER DOUBLE-DOUBLES

- 15p, 12r at George Washington, 12/16/17
- 14p, 10r vs. Navy, 11/12/17
- 18p, 13r vs. Duke, 1/15/18
- 18p, 12r vs. Louisville, 1/24/18
- 10p, 10r vs. Wake Forest, 2/7/18

### CAREER STATISTICS

| Season       | GP        | GS        | Min.        | Avg.        | 3-Point    |            |             | Free Throws |          |             | Rebounds  |            |             | Scoring    |            |            |            |            |          |           |           |           |           |            |            |
|--------------|-----------|-----------|-------------|-------------|------------|------------|-------------|-------------|----------|-------------|-----------|------------|-------------|------------|------------|------------|------------|------------|----------|-----------|-----------|-----------|-----------|------------|------------|
|              |           |           |             |             | FG         | FGA        | Pct.        | FT          | FTA      | Pct.        | Off.      | Def.       | Tot.        | Avg.       | PF         | FO         | Ast.       | TO         | Blk      | Stl       | Pts.      | Avg.      |           |            |            |
| 2016-17      | 32        | 15        | 557         | 17.4        | 77         | 145        | .531        | 0           | 2        | .000        | 33        | 51         | .647        | 45         | 54         | 99         | 3.1        | 61         | 0        | 6         | 30        | 25        | 13        | 187        | 5.8        |
| 2017-18      | 26        | 26        | 681         | 26.2        | 122        | 210        | .581        | 0           | 3        | .000        | 59        | 84         | .702        | 55         | 120        | 175        | 6.7        | 48         | 0        | 11        | 34        | 27        | 13        | 303        | 11.7       |
| <b>TOTAL</b> | <b>58</b> | <b>41</b> | <b>1238</b> | <b>21.3</b> | <b>199</b> | <b>355</b> | <b>.561</b> | <b>0</b>    | <b>5</b> | <b>.000</b> | <b>92</b> | <b>135</b> | <b>.681</b> | <b>100</b> | <b>174</b> | <b>274</b> | <b>4.7</b> | <b>109</b> | <b>0</b> | <b>17</b> | <b>64</b> | <b>52</b> | <b>26</b> | <b>490</b> | <b>8.4</b> |



# 15 EBUKA IZUNDU

Jr. • 6-10 • 235 • Center  
Charlotte, N.C. / Lagos, Nigeria  
Victory Christian Center

### 2017-18 HIGHLIGHTS

- Recorded first college double-double in season opener, scoring 14 points and grabbing career-high 10 boards
- Scored seven points and added a pair of blocks in win at Hawai'i (12/23)
- Scored four points, with five rebounds and two blocks at Pitt (12/30)
- Went 7-for-7 from field and scored 15 points in win at NC State (1/21)
- Scored six points and grabbed four boards at Boston College (2/10)
- Scored eight points and pulled down five rebounds in season-high 24 minutes against Virginia (2/13)

### 2017-18 GAME-BY-GAME

|               | GS | Min | FG    | Pct | 3FG  | Pct | FT    | Pct    | O-D-T | Avg | PF | FO | A | TO | Blk | Stl | Pts  | Avg |
|---------------|----|-----|-------|-----|------|-----|-------|--------|-------|-----|----|----|---|----|-----|-----|------|-----|
| Gard-Webb     | 22 | 6-7 | .857  | 0-0 | .000 | 2-4 | .500  | 2-8-10 | 10.0  | 4   | 0  | 1  | 1 | 1  | 0   | 14  | 14.0 |     |
| Navy          | 19 | 5-6 | .833  | 0-0 | .000 | 2-3 | .667  | 3-1-4  | 7.0   | 2   | 0  | 2  | 2 | 2  | 1   | 12  | 13.0 |     |
| Florida A&M   | 21 | 2-4 | .500  | 0-0 | .000 | 0-2 | .000  | 4-2-6  | 6.7   | 0   | 0  | 0  | 1 | 3  | 0   | 4   | 10.0 |     |
| vs. La Salle  | 12 | 1-1 | 1.000 | 0-0 | .000 | 1-1 | 1.000 | 1-1-2  | 5.5   | 4   | 0  | 0  | 2 | 0  | 1   | 3   | 8.3  |     |
| N. Florida    | 11 | 2-2 | 1.000 | 0-0 | .000 | 1-2 | .500  | 2-5-7  | 5.8   | 0   | 0  | 0  | 3 | 0  | 0   | 5   | 7.6  |     |
| at Minnesota  | 13 | 0-0 | .000  | 0-0 | .000 | 0-0 | .000  | 2-1-3  | 5.3   | 3   | 0  | 1  | 1 | 2  | 0   | 0   | 6.3  |     |
| vs. Princeton | 20 | 3-4 | .750  | 0-0 | .000 | 0-0 | .000  | 2-2-4  | 5.1   | 3   | 0  | 0  | 1 | 0  | 0   | 6   | 6.3  |     |
| Boston U.     | 19 | 0-1 | .000  | 0-0 | .000 | 0-2 | .000  | 3-2-5  | 5.1   | 4   | 0  | 0  | 1 | 0  | 1   | 0   | 5.5  |     |
| at GW         | 14 | 1-2 | .500  | 0-0 | .000 | 0-0 | .000  | 3-0-3  | 4.9   | 1   | 0  | 0  | 0 | 1  | 1   | 2   | 5.1  |     |
| at Hawai'i    | 11 | 3-6 | .500  | 0-0 | .000 | 1-2 | .500  | 2-1-3  | 4.7   | 1   | 0  | 0  | 0 | 2  | 0   | 7   | 5.3  |     |
| vs NMSU       | 17 | 2-4 | .500  | 0-0 | .000 | 0-0 | .000  | 0-3-3  | 4.5   | 2   | 0  | 0  | 2 | 0  | 1   | 4   | 5.2  |     |
| vs MTSU       | 8  | 1-2 | .500  | 0-0 | .000 | 0-0 | .000  | 1-1-2  | 4.3   | 3   | 0  | 0  | 2 | 0  | 0   | 2   | 4.9  |     |
| at Pitt       | 17 | 2-4 | .500  | 0-0 | .000 | 0-0 | .000  | 2-3-5  | 4.4   | 1   | 0  | 1  | 0 | 2  | 0   | 4   | 4.8  |     |
| at Ga. Tech   | 6  | 0-0 | .000  | 0-0 | .000 | 0-0 | .000  | 0-1-1  | 4.1   | 4   | 0  | 0  | 1 | 0  | 0   | 0   | 4.5  |     |
| FSU           | 14 | 2-3 | .667  | 0-0 | .000 | 0-0 | .000  | 0-1-1  | 3.9   | 4   | 0  | 0  | 1 | 0  | 0   | 4   | 4.5  |     |
| at Clemson    | 13 | 0-0 | .000  | 0-0 | .000 | 0-2 | .000  | 1-2-3  | 3.9   | 2   | 0  | 0  | 0 | 0  | 1   | 0   | 4.2  |     |
| Duke          | 12 | 1-4 | .250  | 0-0 | .000 | 0-0 | .000  | 2-1-3  | 3.8   | 1   | 0  | 0  | 1 | 0  | 0   | 2   | 4.1  |     |
| at NC State   | 19 | 7-7 | 1.000 | 0-0 | .000 | 1-2 | .500  | 0-3-3  | 3.8   | 5   | 1  | 0  | 1 | 0  | 0   | 15  | 4.7  |     |
| Louisville    | 10 | 1-2 | .500  | 0-0 | .000 | 0-0 | .000  | 0-1-1  | 3.6   | 2   | 0  | 0  | 1 | 0  | 0   | 2   | 4.5  |     |
| at FSU        | 9  | 1-1 | 1.000 | 0-0 | .000 | 0-0 | .000  | 0-0-0  | 3.5   | 3   | 0  | 0  | 0 | 1  | 0   | 2   | 4.4  |     |
| Pittsburgh    | 12 | 2-3 | .667  | 0-0 | .000 | 0-0 | .000  | 2-2-4  | 3.5   | 1   | 0  | 0  | 0 | 1  | 0   | 4   | 4.4  |     |
| at Va. Tech   | 9  | 2-4 | .500  | 0-0 | .000 | 1-1 | 1.000 | 1-1-2  | 3.4   | 1   | 0  | 0  | 0 | 0  | 1   | 5   | 4.4  |     |
| Wake Forest   | 11 | 1-1 | 1.000 | 0-0 | .000 | 1-2 | .500  | 0-2-2  | 3.3   | 1   | 0  | 0  | 0 | 0  | 1   | 3   | 4.3  |     |
| at BC         | 13 | 3-3 | 1.000 | 0-0 | .000 | 0-2 | .000  | 3-1-4  | 3.4   | 3   | 0  | 0  | 1 | 0  | 0   | 6   | 4.4  |     |
| Virginia      | 24 | 4-6 | .667  | 0-0 | .000 | 0-0 | .000  | 3-2-5  | 3.4   | 3   | 0  | 0  | 1 | 1  | 1   | 8   | 4.6  |     |
| Syracuse      | 12 | 1-1 | 1.000 | 0-0 | .000 | 0-0 | .000  | 1-1-2  | 3.4   | 0   | 0  | 0  | 0 | 0  | 1   | 2   | 4.5  |     |
| at ND         |    |     |       |     |      |     |       |        |       |     |    |    |   |    |     |     |      |     |
| BC            |    |     |       |     |      |     |       |        |       |     |    |    |   |    |     |     |      |     |
| at UNC        |    |     |       |     |      |     |       |        |       |     |    |    |   |    |     |     |      |     |
| Va. Tech      |    |     |       |     |      |     |       |        |       |     |    |    |   |    |     |     |      |     |

|                 | 2016-17 |   |   |                  | 2015-16 |   |   |  |
|-----------------|---------|---|---|------------------|---------|---|---|--|
| Opponent        | P       | R | A | Opponent         | P       | R | A |  |
| WCU             | 13      | 7 | 1 | UTRGV            | 0       | 0 | 0 |  |
| at N. Florida   | 15      | 8 | 0 | Louisiana        | 0       | 0 | 0 |  |
| vs Stanford     | 0       | 3 | 0 | vs. Miss. St.    | 11      | 7 | 0 |  |
| vs Iowa State   | 0       | 3 | 0 | vs. Utah         | 4       | 3 | 1 |  |
| vs Florida      | 0       | 0 | 0 | Charlotte        | 0       | 0 | 1 |  |
| Rutgers         | 4       | 2 | 0 | Florida          | 0       | 1 | 0 |  |
| vs Wofford      | 9       | 5 | 0 | Charleston       | 1       | 0 | 0 |  |
| SC State        | 9       | 3 | 0 | at La Salle      | 6       | 4 | 0 |  |
| FAU             | 2       | 2 | 0 | at Clemson       | 0       | 0 | 0 |  |
| GW              | 12      | 4 | 0 | Pittsburgh       | 2       | 0 | 0 |  |
| Columbia        | 6       | 3 | 1 | at Florida St.   | 0       | 0 | 0 |  |
| NC State        | 3       | 7 | 0 | Virginia Tech    | 0       | 0 | 0 |  |
| at Syracuse     | 0       | 2 | 0 | at UNC           | 6       | 2 | 1 |  |
| Notre Dame      | 2       | 4 | 0 | at Virginia Tech | 2       | 0 | 0 |  |
| at Pittsburgh   | 2       | 2 | 0 | vs. Villanova    | 0       | 2 | 0 |  |
| at Wake         | 6       | 5 | 0 |                  |         |   |   |  |
| at Duke         | 0       | 2 | 1 |                  |         |   |   |  |
| Boston College  | 0       | 2 | 0 |                  |         |   |   |  |
| UNC             | 0       | 3 | 0 |                  |         |   |   |  |
| Florida State   | 0       | 1 | 0 |                  |         |   |   |  |
| at NC State     | 16      | 6 | 0 |                  |         |   |   |  |
| Virginia Tech   | 8       | 1 | 1 |                  |         |   |   |  |
| at Louisville   | 8       | 5 | 0 |                  |         |   |   |  |
| Georgia Tech    | 2       | 3 | 0 |                  |         |   |   |  |
| Clemson         | 12      | 2 | 1 |                  |         |   |   |  |
| at Virginia     | 6       | 3 | 1 |                  |         |   |   |  |
| Duke            | 3       | 5 | 0 |                  |         |   |   |  |
| at Va. Tech     | 0       | 2 | 0 |                  |         |   |   |  |
| vs Florida St.  | 0       | 2 | 0 |                  |         |   |   |  |
| vs Syracuse     | 0       | 1 | 0 |                  |         |   |   |  |
| vs UNC          | 2       | 2 | 0 |                  |         |   |   |  |
| vs Michigan St. | 5       | 3 | 0 |                  |         |   |   |  |

### SEASON/CAREER HIGHS

- Points**  
Season: 15 at NC State, 1/21/18  
Career: 16 at NC State, 2/4/17  
ACC: 16 at NC State, 2/4/17
- Rebounds**  
Season: 10 Gardner-Webb, 11/10/17  
Career: 10 Gardner-Webb, 11/10/17  
ACC: 7 NC State, 12/31/16
- Assists**  
Season: 2 Navy, 11/12/17  
Career: 2 Navy, 11/12/17  
ACC: 1 6x, last at Pitt, 12/30/17
- Steals**  
Season: 1 7x, last vs. Virginia, 2/13/18  
Career: 1 18x, last vs. Virginia, 2/13/18  
ACC: 1 8x, last vs. Virginia, 2/13/18
- Blocked Shots**  
Season: 3 Florida A&M, 11/16/17  
Career: 3 4x, last vs. Florida A&M, 11/16/17  
ACC: 3 Notre Dame, 1/12/17
- Field Goals**  
Season: 7 at NC State, 1/21/18  
Career: 7 at NC State, 1/21/18  
ACC: 7 at NC State, 1/21/18
- Field-Goal Attempts**  
Season: 7 2x, last at NC State, 1/21/18  
Career: 10 Clemson, 2/18/17  
ACC: 10 Clemson, 2/18/17
- Free Throws**  
Season: 2 2x, last vs. Navy, 11/12/17  
Career: 5 vs. Mississippi State, 11/19/15  
ACC: 4 2x, last at NC State, 2/4/17
- Free-Throw Attempts**  
Season: 4 Gardner-Webb, 11/10/17  
Career: 7 vs. Mississippi State, 11/19/15  
ACC: 6 at North Carolina, 2/20/16
- Minutes**  
Season: 24 Virginia, 2/13/18  
Career: 27 at NC State, 2/4/17  
ACC: 27 at NC State, 2/4/17

### CAREER DOUBLE-DOUBLES

14p, 10r vs. Gardner-Webb, 11/10/17

| CAREER STATISTICS |           |          |            | 3-Point     |            |            | Free Throws |          |          | Rebounds    |           |           |             | Scoring    |            |            |            |            |          |           |           |           |           |            |            |
|-------------------|-----------|----------|------------|-------------|------------|------------|-------------|----------|----------|-------------|-----------|-----------|-------------|------------|------------|------------|------------|------------|----------|-----------|-----------|-----------|-----------|------------|------------|
| Season            | GP        | GS       | Min.       | Avg.        | FG         | FGA        | Pct.        | FG       | FGA      | Pct.        | FT        | FTA       | Pct.        | Off.       | Def.       | Tot.       | Avg.       | PF         | FO       | Ast.      | TO        | Blk       | Stl       | Pts.       | Avg.       |
| 2015-16           | 15        | 0        | 79         | 5.3         | 10         | 16         | .625        | 0        | 0        | .000        | 12        | 19        | .632        | 13         | 6          | 19         | 1.3        | 17         | 0        | 3         | 5         | 3         | 2         | 32         | 2.1        |
| 2016-17           | 32        | 9        | 417        | 13.0        | 53         | 98         | .541        | 0        | 0        | .000        | 29        | 42        | .690        | 47         | 50         | 97         | 3.0        | 75         | 2        | 6         | 27        | 25        | 7         | 135        | 4.2        |
| 2017-18           | 26        | 0        | 368        | 14.2        | 53         | 78         | .679        | 0        | 0        | .000        | 10        | 25        | .400        | 40         | 48         | 88         | 3.4        | 58         | 1        | 5         | 23        | 16        | 10        | 116        | 4.5        |
| <b>TOTAL</b>      | <b>73</b> | <b>9</b> | <b>864</b> | <b>11.8</b> | <b>116</b> | <b>192</b> | <b>.604</b> | <b>0</b> | <b>0</b> | <b>.000</b> | <b>51</b> | <b>86</b> | <b>.593</b> | <b>100</b> | <b>104</b> | <b>204</b> | <b>2.8</b> | <b>150</b> | <b>3</b> | <b>14</b> | <b>55</b> | <b>44</b> | <b>19</b> | <b>283</b> | <b>3.9</b> |



# 3 ANTHONY LAWRENCE II

Jr. • 6-7 • 210 • Guard  
St. Petersburg, Fla.  
Lakewood Senior HS

### 2017-18 HIGHLIGHTS

- Has recorded seven or more rebounds in 13 games
- Ranks 15th in ACC in rebounding (6.7)
- In ACC games only, he is second in steals (1.93/game) and 11th in rebounding (7.3)
- Scored 10 points on 4-for-5 shooting and grabbed seven boards in win over Navy (11/12)
- Had a stat sheet stuffer game against La Salle (11/22): set career high with 10 rebounds and tied his career highs in assists (5) and blocks (3)
- Scored 14 points and added three steals against North Florida (11/25)
- Recorded eight points and seven boards while fouling out in win at No. 12 Minnesota (11/29)
- Recorded 10 rebounds against Princeton (12/2)

- Dished out career-high six assists while playing 33 minutes against Boston U. (12/5)
- Scored team-high 12 points (10 in first half), with six boards, three blocks at Pitt (12/30)
- Pulled down career-high 12 rebounds in back-to-back games at Georgia Tech (1/3) and vs. Florida State (1/7); first UM player to record two straight 12-plus rebound games since Tonye Jikiri in January 2016
- Scored season-high 16 points at Clemson (1/13)
- Had strong game against Duke with 13 points, seven rebounds, career-high five steals (1/15)
- Recorded 19 points at Florida State (1/27)
- Recorded first career double-double with 10 points, 10 rebounds vs. Pitt (1/31)

- Had big double-double at Virginia Tech with career highs in points (25) and rebounds (13) as well as three blocks (2/3)

### SEASON/CAREER HIGHS

- Points**  
Season: 25 at Virginia Tech, 2/3/18  
Career: 25 at Virginia Tech, 2/3/18  
ACC: 25 at Virginia Tech, 2/3/18
- Rebounds**  
Season: 13 at Virginia Tech, 2/3/18  
Career: 13 at Virginia Tech, 2/3/18  
ACC: 13 at Virginia Tech, 2/3/18
- Assists**  
Season: 6 Boston University, 12/5/17  
Career: 6 Boston University, 12/5/17  
ACC: 5 3x, last vs. Syracuse, 2/17/18
- Steals**  
Season: 5 Duke, 1/15/18  
Career: 5 Duke, 1/15/18  
ACC: 5 Duke, 1/15/18
- Blocked Shots**  
Season: 3 3x, last at Virginia Tech, 2/3/18  
Career: 3 4x, last at Virginia Tech, 2/3/18  
ACC: 3 2x, last at Virginia Tech, 2/3/18
- Field Goals**  
Season: 9 at Virginia Tech, 2/3/18  
Career: 9 at Virginia Tech, 2/3/18  
ACC: 9 at Virginia Tech, 2/3/18
- Field-Goal Attempts**  
Season: 12 at Clemson, 1/13/18  
Career: 12 at Clemson, 1/13/18  
ACC: 12 at Clemson, 1/13/18
- Free Throws**  
Season: 6 North Florida, 11/25/17  
Career: 6 North Florida, 11/25/17  
ACC: 4 6x, last at Virginia Tech, 2/3/18
- Free-Throw Attempts**  
Season: 7 North Florida, 11/25/17  
Career: 7 North Florida, 11/25/17  
ACC: 5 3x, last at Virginia Tech, 2/3/18
- 3-Point Field Goals**  
Season: 4 at Florida State, 1/27/18  
Career: 4 3x, last at Florida State, 1/27/18  
ACC: 4 3x, last at Florida State, 1/27/18
- 3-Point Field-Goal Attempts**  
Season: 6 at Florida State, 1/27/18  
Career: 9 5x, at Virginia Tech, 2/27/17  
ACC: 9 4x, at Virginia Tech, 2/27/17
- Minutes**  
Season: 36 2x, last at Virginia Tech, 2/3/18  
Career: 40 at Virginia, 2/20/17  
ACC: 40 at Virginia, 2/20/17

### 2017-18 GAME-BY-GAME

|                | GS | Min  | FG   | Pct | 3FG   | Pct | FT    | Pct     | O-D-T | Avg | PF | FO | A | TO | Blk | Stl | Pts | Avg |
|----------------|----|------|------|-----|-------|-----|-------|---------|-------|-----|----|----|---|----|-----|-----|-----|-----|
| Gard-Webb *    | 22 | 1-4  | .250 | 1-3 | .333  | 0-0 | .000  | 3-4-7   | 7.0   | 3   | 0  | 1  | 0 | 0  | 2   | 3   | 3.0 |     |
| Navy *         | 30 | 4-5  | .800 | 1-2 | .500  | 1-2 | .500  | 0-7-7   | 7.0   | 1   | 0  | 2  | 2 | 2  | 1   | 10  | 6.5 |     |
| Florida A&M *  | 25 | 4-6  | .667 | 3-5 | .600  | 0-4 | .000  | 0-4-4   | 6.0   | 3   | 0  | 1  | 2 | 0  | 0   | 11  | 8.0 |     |
| vs. La Salle * | 27 | 2-6  | .333 | 1-2 | .500  | 2-3 | .667  | 5-5-10  | 7.0   | 4   | 0  | 5  | 1 | 3  | 1   | 7   | 7.8 |     |
| N. Florida *   | 27 | 4-7  | .571 | 0-1 | .000  | 6-7 | .857  | 3-1-4   | 6.4   | 3   | 0  | 3  | 1 | 0  | 3   | 14  | 9.0 |     |
| at Minn. *     | 25 | 3-6  | .500 | 2-3 | .667  | 0-0 | .000  | 0-7-7   | 6.5   | 5   | 1  | 4  | 2 | 0  | 1   | 8   | 8.8 |     |
| vs. Prince. *  | 31 | 2-6  | .333 | 1-3 | .333  | 0-0 | .000  | 1-9-10  | 7.0   | 0   | 0  | 3  | 3 | 2  | 0   | 5   | 8.3 |     |
| Boston U. *    | 33 | 1-5  | .200 | 1-4 | .250  | 2-3 | .667  | 0-2-2   | 6.4   | 2   | 0  | 6  | 3 | 0  | 1   | 5   | 7.9 |     |
| at GW *        | 31 | 2-5  | .400 | 1-2 | .500  | 0-0 | .000  | 1-8-9   | 6.7   | 3   | 0  | 3  | 1 | 1  | 0   | 5   | 7.6 |     |
| at Hawai'i *   | 27 | 5-7  | .714 | 0-1 | .000  | 1-1 | 1.000 | 2-2-4   | 6.4   | 4   | 0  | 0  | 1 | 1  | 1   | 11  | 7.9 |     |
| vs NMSU *      | 29 | 1-3  | .333 | 0-2 | .000  | 2-2 | 1.000 | 1-3-4   | 6.2   | 2   | 0  | 1  | 2 | 2  | 0   | 4   | 7.5 |     |
| vs MTSU *      | 34 | 2-3  | .667 | 2-2 | 1.000 | 3-4 | .750  | 3-2-5   | 6.1   | 2   | 0  | 2  | 2 | 1  | 0   | 9   | 7.7 |     |
| at Pitt *      | 28 | 5-7  | .714 | 2-2 | 1.000 | 0-0 | .000  | 1-5-6   | 6.1   | 2   | 0  | 2  | 4 | 3  | 1   | 12  | 8.0 |     |
| at Ga. Tech *  | 32 | 4-8  | .500 | 0-1 | .000  | 1-2 | .500  | 3-9-12  | 6.5   | 3   | 0  | 1  | 1 | 0  | 1   | 9   | 8.1 |     |
| FSU *          | 32 | 0-2  | .000 | 0-0 | .000  | 2-2 | 1.000 | 0-12-12 | 6.9   | 4   | 0  | 2  | 5 | 0  | 1   | 2   | 7.7 |     |
| at Clemson *   | 33 | 6-12 | .500 | 2-6 | .333  | 2-4 | .500  | 3-1-4   | 6.7   | 2   | 0  | 0  | 1 | 1  | 2   | 16  | 8.2 |     |
| Duke *         | 36 | 5-9  | .556 | 3-5 | .600  | 0-0 | .000  | 0-7-7   | 6.7   | 2   | 0  | 1  | 2 | 2  | 5   | 13  | 8.5 |     |
| at NC State *  | 32 | 5-8  | .625 | 3-4 | .750  | 2-3 | .667  | 1-2-3   | 6.5   | 2   | 0  | 4  | 2 | 0  | 1   | 15  | 8.8 |     |
| Louisville *   | 34 | 1-7  | .143 | 0-1 | .000  | 0-0 | .000  | 2-4-6   | 6.5   | 4   | 0  | 1  | 2 | 2  | 1   | 2   | 8.5 |     |
| at FSU *       | 33 | 7-11 | .636 | 4-6 | .667  | 1-1 | 1.000 | 1-4-5   | 6.4   | 4   | 0  | 1  | 0 | 0  | 2   | 19  | 9.0 |     |
| Pitt *         | 32 | 5-11 | .455 | 0-1 | .000  | 0-0 | .000  | 2-8-10  | 6.6   | 2   | 0  | 3  | 0 | 0  | 2   | 10  | 9.0 |     |
| at Va. Tech *  | 36 | 9-10 | .900 | 3-3 | 1.000 | 4-5 | .800  | 4-9-13  | 6.9   | 4   | 0  | 2  | 1 | 3  | 1   | 25  | 9.8 |     |
| Wake Forest *  | 30 | 1-4  | .250 | 0-2 | .000  | 2-4 | .500  | 0-4-4   | 6.7   | 2   | 0  | 2  | 2 | 0  | 3   | 4   | 9.5 |     |
| at BC *        | 31 | 1-5  | .200 | 1-3 | .333  | 3-5 | .600  | 2-7-9   | 6.8   | 1   | 0  | 4  | 2 | 1  | 2   | 6   | 9.4 |     |
| Virginia *     | 32 | 0-7  | .000 | 0-3 | .000  | 2-2 | 1.000 | 1-6-7   | 6.8   | 1   | 0  | 2  | 0 | 1  | 2   | 2   | 9.1 |     |
| Syracuse *     | 36 | 2-9  | .222 | 0-2 | .000  | 0-0 | .000  | 1-3-4   | 6.7   | 1   | 0  | 5  | 2 | 0  | 3   | 4   | 8.9 |     |
| at ND          |    |      |      |     |       |     |       |         |       |     |    |    |   |    |     |     |     |     |
| BC             |    |      |      |     |       |     |       |         |       |     |    |    |   |    |     |     |     |     |
| at UNC         |    |      |      |     |       |     |       |         |       |     |    |    |   |    |     |     |     |     |
| Va. Tech       |    |      |      |     |       |     |       |         |       |     |    |    |   |    |     |     |     |     |

| Opponent       | 2016-17 |   |   | 2015-16        |    |   |   |
|----------------|---------|---|---|----------------|----|---|---|
|                | P       | R | A | P              | R  | A |   |
| WCU            | 14      | 5 | 1 | UTRGV          | 1  | 2 | 0 |
| at N. Florida  | 4       | 4 | 0 | Louisiana      | 12 | 6 | 4 |
| Penn           | 0       | 3 | 2 | vs. Miss. St.  | 10 | 4 | 2 |
| vs Stanford    | 18      | 3 | 1 | vs. Utah       | 0  | 0 | 2 |
| vs Iowa State  | 6       | 2 | 0 | vs. Butler     | 7  | 1 | 1 |
| vs Florida     | 2       | 3 | 2 | Northeastern   | 0  | 1 | 0 |
| Rutgers        | 8       | 4 | 0 | at Nebraska    | 13 | 7 | 0 |
| vs Wofford     | 3       | 5 | 1 | Charlotte      | 9  | 1 | 1 |
| SC State       | 5       | 7 | 1 | Charleston     | 11 | 2 | 1 |
| FAU            | 13      | 6 | 0 | at La Salle    | 2  | 2 | 3 |
| GW             | 2       | 2 | 2 | Princeton      | 0  | 1 | 0 |
| Columbia       | 10      | 5 | 1 | Syracuse       | 1  | 2 | 0 |
| NC State       | 6       | 5 | 1 | Florida State  | 0  | 0 | 0 |
| at Syracuse    | 0       | 0 | 1 | at Virginia    | 0  | 1 | 0 |
| Notre Dame     | 6       | 9 | 1 | at Clemson     | 3  | 1 | 0 |
| at Pittsburgh  | 9       | 5 | 2 | at BC          | 0  | 0 | 1 |
| at Wake        | 16      | 0 | 2 | Wake Forest    | 0  | 0 | 0 |
| at Duke        | 0       | 0 | 0 | at NC State    | 0  | 0 | 0 |
| Boston Coll.   | 7       | 6 | 1 | Notre Dame     | 18 | 2 | 0 |
| North Carolina | 3       | 4 | 4 | at Ga Tech     | 5  | 3 | 3 |
| Florida State  | 2       | 2 | 1 | Pittsburgh     | 2  | 1 | 0 |
| at NC State    | 19      | 4 | 2 | at Florida St  | 3  | 1 | 1 |
| Virginia Tech  | 12      | 4 | 3 | Virginia Tech  | 5  | 2 | 0 |
| at Louisville  | 7       | 3 | 3 | at UNC         | 11 | 4 | 2 |
| Georgia Tech   | 4       | 4 | 2 | Virginia       | 1  | 3 | 2 |
| Clemson        | 10      | 4 | 5 | Louisville     | 3  | 2 | 1 |
| at Virginia    | 4       | 6 | 5 | at Notre Dame  | 0  | 1 | 2 |
| Duke           | 2       | 3 | 2 | at Va Tech     | 2  | 4 | 0 |
| at Va Tech     | 18      | 5 | 1 | vs. Va Tech    | 4  | 2 | 1 |
| vs Florida St  | 2       | 1 | 1 | vs. Virginia   | 5  | 4 | 0 |
| vs Syracuse    | 3       | 2 | 4 | vs. Buffalo    | 0  | 0 | 0 |
| vs UNC         | 6       | 3 | 1 | vs. Wichita St | 0  | 2 | 0 |
| vs Mich. State | 3       | 3 | 0 | vs. Villanova  | 8  | 1 | 0 |

### CAREER STATISTICS

| Season       | GP        | GS        | Min.        | Avg.        | 3-Point    |            |             | Free Throws |            |             | Rebounds   |            |             |           | Scoring    |            |            |            |          |            |            |           |           |            |            |
|--------------|-----------|-----------|-------------|-------------|------------|------------|-------------|-------------|------------|-------------|------------|------------|-------------|-----------|------------|------------|------------|------------|----------|------------|------------|-----------|-----------|------------|------------|
|              |           |           |             |             | FG         | FGA        | Pct.        | FT          | FTA        | Pct.        | Off.       | Def.       | Tot.        | Avg.      | PF         | FO         | Ast.       | TO         | Blk      | Stl        | Pts.       | Avg.      |           |            |            |
| 2015-16      | 33        | 0         | 397         | 12.0        | 47         | 92         | .511        | 18          | 42         | .429        | 24         | 40         | .600        | 29        | 34         | 63         | 1.9        | 39         | 0        | 27         | 13         | 11        | 17        | 136        | 4.1        |
| 2016-17      | 33        | 18        | 857         | 26.0        | 72         | 173        | .416        | 35          | 99         | .354        | 45         | 62         | .726        | 27        | 97         | 124        | 3.8        | 78         | 1        | 57         | 47         | 15        | 42        | 224        | 6.8        |
| 2017-18      | 26        | 26        | 798         | 30.7        | 82         | 173        | .474        | 31          | 69         | .449        | 36         | 54         | .667        | 40        | 135        | 175        | 6.7        | 66         | 1        | 61         | 44         | 25        | 37        | 231        | 8.9        |
| <b>TOTAL</b> | <b>92</b> | <b>44</b> | <b>2052</b> | <b>22.3</b> | <b>201</b> | <b>438</b> | <b>.459</b> | <b>84</b>   | <b>210</b> | <b>.400</b> | <b>105</b> | <b>156</b> | <b>.673</b> | <b>96</b> | <b>266</b> | <b>362</b> | <b>3.9</b> | <b>183</b> | <b>2</b> | <b>145</b> | <b>104</b> | <b>51</b> | <b>96</b> | <b>591</b> | <b>6.4</b> |





# 2 CHRIS LYKES

Fr. • 5-7 • 161 • Guard  
Mitchellville, Md.  
Gonzaga College HS

### 2017-18 HONORS

- ACC Rookie of the Week - Jan. 8

### 2017-18 HIGHLIGHTS

- Has hit at least one 3-pointer in 22 of 26 games, including two or more in 15 contests
- Averaging 11.3 points per game in ACC play (third on team)
- Scored in double figures in nine ACC games, including four straight
- Averaged 15.5 points and 3.0 assists over last four games
- Averaging 12.4 ppg in his seven starts
- Hit a 3-pointer and played 18 minutes in college debut against Gardner-Webb (11/10)
- Scored 13 points and dished out four assists in win over Florida A&M (11/16)
- Scored 10 points and added three steals in win at No. 12 Minnesota (11/29)
- Recorded 10 points (2-3 3FG) in ACC

opener at Pitt (12/30)

- Scored eight points and handed out five assists at Georgia Tech (1/3)
- Recorded 18 points on 6-of-10 shooting in 25 minutes in win over Florida State (1/7)
- Named ACC Rookie of Week on Jan. 8 after GT/FSU performances
- Scored 13 points (3-5 3FG) at Clemson (1/13)
- Made first college start at NC State (1/21)
- Started and played season-high 33 minutes against Pitt, scoring 13 points and dishing out five assists (1/31)
- Scored 16 points at Boston College (2/10)
- Scored career-high 19 points (17 in second half) against Virginia (2/13)

### CAREER HIGHS

#### Points

Career: 19 Virginia, 2/13/18  
ACC: 19 Virginia, 2/13/18

#### Rebounds

Career: 5 at Hawai'i, 12/23/17  
ACC: 3 2x, last at BC, 2/10/18

#### Assists

Career: 5 5x, last vs. Wake Forest, 2/7/18  
ACC: 5 5x, last vs. Wake Forest, 2/7/18

#### Steals

Career: 3 at Minnesota, 11/29/17  
ACC: 1 6x, last at Boston College, 2/10/18

#### Blocked Shots

Career: 1 at NC State, 1/21/18  
ACC: 1 at NC State, 1/21/18

#### Field Goals

Career: 6 Virginia, 2/13/18  
ACC: 6 Virginia, 2/13/18

#### Field-Goal Attempts

Career: 16 Syracuse, 2/17/18  
ACC: 16 Syracuse, 2/17/18

#### Free Throws

Career: 6 Wake Forest, 2/7/18  
ACC: 6 Wake Forest, 2/7/18

#### Free-Throw Attempts

Career: 8 Florida State, 1/7/18  
ACC: 8 Florida State, 1/7/18

#### 3-Point Field Goals

Career: 3 3x, last vs. Virginia, 2/13/18  
ACC: 3 2x, last vs. Virginia, 2/13/18

#### 3-Point Field-Goal Attempts

Career: 10 Syracuse, 2/17/18  
ACC: 10 Syracuse, 2/17/18

#### Minutes

Career: 34 Syracuse, 2/17/18  
ACC: 34 Syracuse, 2/17/18

### 2017-18 GAME-BY-GAME

|                      | GS   | Min  | FG   | Pct  | 3FG   | Pct | FT    | Pct   | O-D-T | Avg | PF | FO | A | TO | Blk | Stl | Pts | Avg |
|----------------------|------|------|------|------|-------|-----|-------|-------|-------|-----|----|----|---|----|-----|-----|-----|-----|
| Gardner-Webb         | 18   | 1-6  | .167 | 1-5  | .200  | 0-0 | .000  | 0-1-1 | 1.0   | 3   | 0  | 1  | 4 | 0  | 1   | 3   | 3.0 |     |
| Navy                 | 17   | 3-5  | .600 | 2-2  | 1.000 | 0-0 | .000  | 0-1-1 | 1.0   | 2   | 0  | 2  | 0 | 2  | 0   | 2   | 8   | 5.5 |
| Florida A&M          | 21   | 4-7  | .571 | 3-6  | .500  | 2-3 | .667  | 0-1-1 | 1.0   | 2   | 0  | 4  | 1 | 0  | 1   | 13  | 8.0 |     |
| vs. La Salle         | 6    | 0-2  | .000 | 0-0  | .000  | 0-0 | .000  | 0-1-1 | 1.0   | 2   | 0  | 0  | 1 | 0  | 0   | 0   | 6.0 |     |
| North Florida        | 19   | 4-9  | .444 | 2-5  | .400  | 0-1 | .000  | 0-0-0 | 0.8   | 2   | 0  | 4  | 1 | 0  | 1   | 10  | 6.8 |     |
| at Minnesota         | 19   | 4-8  | .500 | 2-6  | .333  | 0-0 | .000  | 0-1-1 | 0.8   | 3   | 0  | 0  | 1 | 0  | 3   | 10  | 7.3 |     |
| vs. Princeton        | 13   | 2-6  | .333 | 1-3  | .333  | 0-0 | .000  | 0-1-1 | 0.9   | 2   | 0  | 2  | 1 | 0  | 1   | 5   | 7.0 |     |
| Boston University    | 20   | 3-5  | .600 | 2-3  | .667  | 0-0 | .000  | 0-0-0 | 0.8   | 1   | 0  | 0  | 2 | 0  | 0   | 8   | 7.1 |     |
| at George Washington | 12   | 1-5  | .200 | 1-3  | .333  | 0-0 | .000  | 0-0-0 | 0.7   | 2   | 0  | 1  | 1 | 0  | 0   | 3   | 6.7 |     |
| at Hawai'i           | 19   | 3-7  | .429 | 1-3  | .333  | 0-0 | .000  | 1-4-5 | 1.1   | 1   | 0  | 0  | 1 | 0  | 1   | 7   | 6.7 |     |
| vs New Mexico State  | 11   | 0-5  | .000 | 0-4  | .000  | 1-2 | .500  | 0-1-1 | 1.1   | 2   | 0  | 0  | 2 | 0  | 0   | 1   | 6.2 |     |
| vs Middle Tennessee  | 17   | 3-5  | .600 | 2-3  | .667  | 0-0 | .000  | 0-0-0 | 1.0   | 2   | 0  | 2  | 1 | 0  | 1   | 8   | 6.3 |     |
| at Pittsburgh        | 17   | 3-5  | .600 | 2-3  | .667  | 2-2 | 1.000 | 0-1-1 | 1.0   | 2   | 0  | 0  | 3 | 0  | 0   | 10  | 6.6 |     |
| at Georgia Tech      | 20   | 2-10 | .200 | 2-8  | .250  | 2-2 | 1.000 | 0-0-0 | 0.9   | 2   | 0  | 5  | 3 | 0  | 0   | 8   | 6.7 |     |
| Florida State        | 25   | 6-10 | .600 | 2-4  | .500  | 4-8 | .500  | 1-0-1 | 0.9   | 3   | 0  | 2  | 1 | 0  | 1   | 18  | 7.5 |     |
| at Clemson           | 26   | 5-8  | .625 | 3-5  | .600  | 0-0 | .000  | 0-1-1 | 0.9   | 1   | 0  | 1  | 3 | 0  | 1   | 13  | 7.8 |     |
| Duke                 | 27   | 5-13 | .385 | 1-6  | .167  | 2-2 | 1.000 | 0-1-1 | 0.9   | 1   | 0  | 2  | 1 | 0  | 0   | 13  | 8.1 |     |
| at NC State          | * 22 | 3-7  | .429 | 0-2  | .000  | 0-0 | .000  | 0-2-2 | 1.0   | 1   | 0  | 5  | 2 | 1  | 1   | 6   | 8.0 |     |
| Louisville           | 20   | 2-6  | .333 | 2-6  | .333  | 3-5 | .600  | 0-0-0 | 0.9   | 1   | 0  | 4  | 0 | 0  | 1   | 9   | 8.1 |     |
| at Florida State     | 13   | 0-4  | .000 | 0-3  | .000  | 0-0 | .000  | 0-0-0 | 0.9   | 3   | 0  | 5  | 1 | 0  | 0   | 0   | 7.7 |     |
| Pittsburgh           | * 33 | 3-10 | .300 | 2-6  | .333  | 5-8 | .625  | 0-3-3 | 1.0   | 2   | 0  | 5  | 2 | 0  | 0   | 13  | 7.9 |     |
| at Virginia Tech     | * 21 | 2-4  | .500 | 1-3  | .333  | 1-2 | .500  | 0-2-2 | 1.0   | 2   | 0  | 0  | 4 | 0  | 0   | 6   | 7.8 |     |
| Wake Forest          | * 31 | 3-8  | .375 | 1-3  | .333  | 6-7 | .857  | 0-2-2 | 1.1   | 2   | 0  | 5  | 2 | 0  | 1   | 13  | 8.0 |     |
| at Boston College    | * 30 | 5-11 | .455 | 2-6  | .333  | 4-5 | .800  | 0-3-3 | 1.2   | 3   | 0  | 2  | 4 | 0  | 1   | 16  | 8.4 |     |
| Virginia             | * 27 | 6-12 | .500 | 3-7  | .429  | 4-5 | .800  | 0-1-1 | 1.2   | 4   | 0  | 1  | 2 | 0  | 0   | 19  | 8.8 |     |
| Syracuse             | * 34 | 4-16 | .250 | 2-10 | .200  | 4-6 | .667  | 0-0-0 | 1.1   | 1   | 0  | 4  | 1 | 0  | 0   | 14  | 9.0 |     |
| at Notre Dame        |      |      |      |      |       |     |       |       |       |     |    |    |   |    |     |     |     |     |
| Boston College       |      |      |      |      |       |     |       |       |       |     |    |    |   |    |     |     |     |     |
| at North Carolina    |      |      |      |      |       |     |       |       |       |     |    |    |   |    |     |     |     |     |
| Virginia Tech        |      |      |      |      |       |     |       |       |       |     |    |    |   |    |     |     |     |     |

### CAREER STATISTICS

| Season  | GP | GS | Min. | Avg. | FG | FGA | Pct. | 3-Point | Free Throws | Rebounds | PF   | FO   | Ast. | TO   | Blk | Stl | Scoring |      |   |    |    |   |    |     |     |
|---------|----|----|------|------|----|-----|------|---------|-------------|----------|------|------|------|------|-----|-----|---------|------|---|----|----|---|----|-----|-----|
|         |    |    |      |      |    |     |      | FG      | FTA         | Pct.     | Off. | Def. | Tot. | Avg. |     |     | Pts.    | Avg. |   |    |    |   |    |     |     |
| 2017-18 | 26 | 7  | 538  | 20.7 | 77 | 194 | .397 | 40      | 115         | .348     | 40   | 58   | .690 | 2    | 27  | 29  | 1.1     | 52   | 0 | 57 | 45 | 1 | 17 | 234 | 9.0 |



# 14 RODNEY MILLER JR.

So. • 7-0 • 255 • Center  
Laurelton, N.Y.  
Oak Hill Academy

### 2017-18 HIGHLIGHTS

- Has played in 12 games off bench, including four in ACC play
- Scored four points in five minutes of action against Navy (11/12)
- Played season-high six minutes against Middle Tennessee (12/25)
- Scored two points and matched career high with three rebounds at Virginia Tech (2/3)

### 2017-18 GAME-BY-GAME

|                      | GS  | Min | FG    | Pct | 3FG  | Pct | FT   | Pct   | O-D-T | Avg | PF | FO | A | TO | Blk | Stl | Pts | Avg |
|----------------------|-----|-----|-------|-----|------|-----|------|-------|-------|-----|----|----|---|----|-----|-----|-----|-----|
| Gardner-Webb         | 4   | 0-1 | .000  | 0-0 | .000 | 0-1 | .000 | 0-1-1 | 1.0   | 0   | 0  | 0  | 0 | 0  | 0   | 0   | 0   | 0.0 |
| Navy                 | 5   | 2-3 | .667  | 0-0 | .000 | 0-2 | .000 | 0-0-0 | 0.5   | 1   | 0  | 0  | 0 | 0  | 0   | 0   | 4   | 2.0 |
| Florida A&M          | 6   | 1-1 | 1.000 | 0-0 | .000 | 0-0 | .000 | 0-1-1 | 0.7   | 0   | 0  | 0  | 0 | 0  | 0   | 0   | 2   | 2.0 |
| vs. La Salle         | 1   | 0-0 | .000  | 0-0 | .000 | 0-1 | .000 | 0-0-0 | 0.5   | 0   | 0  | 0  | 0 | 0  | 0   | 0   | 0   | 1.5 |
| North Florida        | DNP |     |       |     |      |     |      |       |       |     |    |    |   |    |     |     |     |     |
| at Minnesota         | DNP |     |       |     |      |     |      |       |       |     |    |    |   |    |     |     |     |     |
| vs. Princeton        | 3   | 1-1 | 1.000 | 0-0 | .000 | 0-1 | .000 | 0-0-0 | 0.4   | 0   | 0  | 0  | 0 | 0  | 0   | 0   | 2   | 1.6 |
| Boston University    | DNP |     |       |     |      |     |      |       |       |     |    |    |   |    |     |     |     |     |
| at George Washington | DNP |     |       |     |      |     |      |       |       |     |    |    |   |    |     |     |     |     |
| at Hawai'i           | DNP |     |       |     |      |     |      |       |       |     |    |    |   |    |     |     |     |     |
| vs. New Mexico State | 3   | 0-0 | .000  | 0-0 | .000 | 0-0 | .000 | 0-1-1 | 0.5   | 1   | 0  | 0  | 1 | 0  | 0   | 0   | 0   | 1.3 |
| vs Middle Tennessee  | 6   | 1-1 | 1.000 | 0-0 | .000 | 0-0 | .000 | 0-0-0 | 0.4   | 2   | 0  | 0  | 1 | 0  | 0   | 0   | 2   | 1.4 |
| at Pittsburgh        | 3   | 0-2 | .000  | 0-0 | .000 | 0-0 | .000 | 0-0-0 | 0.4   | 0   | 0  | 0  | 0 | 0  | 0   | 0   | 0   | 1.3 |
| at Georgia Tech      | 1   | 0-0 | .000  | 0-0 | .000 | 0-0 | .000 | 0-0-0 | 0.3   | 0   | 0  | 0  | 0 | 0  | 0   | 0   | 0   | 1.1 |
| Florida State        | DNP |     |       |     |      |     |      |       |       |     |    |    |   |    |     |     |     |     |
| at Clemson           | DNP |     |       |     |      |     |      |       |       |     |    |    |   |    |     |     |     |     |
| Duke                 | DNP |     |       |     |      |     |      |       |       |     |    |    |   |    |     |     |     |     |
| at NC State          | DNP |     |       |     |      |     |      |       |       |     |    |    |   |    |     |     |     |     |
| Louisville           | DNP |     |       |     |      |     |      |       |       |     |    |    |   |    |     |     |     |     |
| at Florida State     | DNP |     |       |     |      |     |      |       |       |     |    |    |   |    |     |     |     |     |
| Pittsburgh           | DNP |     |       |     |      |     |      |       |       |     |    |    |   |    |     |     |     |     |
| at Virginia Tech     | 4   | 1-2 | .500  | 0-0 | .000 | 0-0 | .000 | 2-1-3 | 0.6   | 1   | 0  | 0  | 1 | 1  | 0   | 2   | 1.2 |     |
| Wake Forest          | 3   | 0-0 | .000  | 0-0 | .000 | 1-2 | .500 | 0-0-0 | 0.5   | 0   | 0  | 0  | 0 | 0  | 0   | 0   | 1   | 1.2 |
| at Boston College    | 2   | 0-0 | .000  | 0-0 | .000 | 0-0 | .000 | 0-0-0 | 0.5   | 0   | 0  | 0  | 0 | 0  | 0   | 0   | 0   | 1.1 |
| Virginia             | DNP |     |       |     |      |     |      |       |       |     |    |    |   |    |     |     |     |     |
| Syracuse             | DNP |     |       |     |      |     |      |       |       |     |    |    |   |    |     |     |     |     |
| at Notre Dame        |     |     |       |     |      |     |      |       |       |     |    |    |   |    |     |     |     |     |
| Boston College       |     |     |       |     |      |     |      |       |       |     |    |    |   |    |     |     |     |     |
| at North Carolina    |     |     |       |     |      |     |      |       |       |     |    |    |   |    |     |     |     |     |
| Virginia Tech        |     |     |       |     |      |     |      |       |       |     |    |    |   |    |     |     |     |     |

### SEASON/CAREER HIGHS

#### Points

Season: 4 Navy, 11/12/17  
 Career: 5 Western Carolina, 11/11/16  
 ACC: 2 2x, last at Virginia Tech, 2/3/18

#### Rebounds

Season: 3 at Virginia Tech, 2/3/18  
 Career: 3 2x, last at Virginia Tech, 2/3/18  
 ACC: 3 at Virginia Tech, 2/3/18

#### Assists

Season: -  
 Career: -  
 ACC: -

#### Steals

Season: -  
 Career: -  
 ACC: -

#### Blocked Shots

Season: 1 at Virginia Tech, 2/3/18  
 Career: 1 at Virginia Tech, 2/3/18  
 ACC: 1 at Virginia Tech, 2/3/18

#### Field Goals

Season: 2 Navy, 11/12/17  
 Career: 2 at North Florida, 11/16/16  
 ACC: 1 2x last at Virginia Tech, 2/3/18

#### Field-Goal Attempts

Season: 3 Navy, 11/12/17  
 Career: 4 Western Carolina, 11/11/16  
 ACC: 3 vs. North Carolina, 3/9/17

#### Free Throws

Season: 1 Wake Forest, 2/7/18  
 Career: 3 Western Carolina, 11/11/16  
 ACC: 1 2x, last vs. Wake Forest, 2/7/18

#### Free-Throw Attempts

Season: 2 2x, last vs. Wake Forest, 2/7/18  
 Career: 6 Western Carolina, 11/11/16  
 ACC: 2 2x, last vs. Wake Forest, 2/7/18

#### 3-Point Field Goals

Season: -  
 Career: -  
 ACC: -

#### 3-Point Field-Goal Attempts

Season: -  
 Career: -  
 ACC: -

#### Minutes

Season: 6 2x, last vs. New Mexico State, 12/23/17  
 Career: 11 at North Florida, 11/16/16  
 ACC: 8 vs. North Carolina, 3/9/17

### 2016-17

| Opponent          | P | R | A |
|-------------------|---|---|---|
| WCU               | 5 | 2 | 0 |
| at North Florida  | 4 | 3 | 0 |
| Penn              | 2 | 0 | 0 |
| vs Florida        | 0 | 0 | 0 |
| Rutgers           | 0 | 0 | 0 |
| SC State          | 0 | 2 | 0 |
| FAU               | 0 | 0 | 0 |
| NC State          | 0 | 0 | 0 |
| at Syracuse       | 0 | 0 | 0 |
| at Pittsburgh     | 0 | 0 | 0 |
| at Wake Forest    | 1 | 0 | 0 |
| Florida State     | 0 | 0 | 0 |
| at Louisville     | 0 | 0 | 0 |
| vs North Carolina | 2 | 1 | 0 |
| vs Michigan St.   | 0 | 1 | 0 |

| CAREER STATISTICS |           |          |           |            |           |           |             |          |          |             |          |           | 3-Point     |          |          | Free Throws |            |           | Rebounds |          |          |          | Scoring  |           |            |
|-------------------|-----------|----------|-----------|------------|-----------|-----------|-------------|----------|----------|-------------|----------|-----------|-------------|----------|----------|-------------|------------|-----------|----------|----------|----------|----------|----------|-----------|------------|
| Season            | GP        | GS       | Min.      | Avg.       | FG        | FGA       | Pct.        | FG       | FGA      | Pct.        | FT       | FTA       | Pct.        | Off.     | Def.     | Tot.        | Avg.       | PF        | FO       | Ast.     | TO       | Blk      | Stl      | Pts.      | Avg.       |
| 2016-17           | 15        | 0        | 57        | 3.8        | 5         | 11        | .455        | 0        | 0        | .000        | 4        | 9         | .444        | 4        | 5        | 9           | 0.6        | 6         | 0        | 0        | 1        | 1        | 0        | 14        | 0.9        |
| 2017-18           | 12        | 0        | 41        | 3.4        | 6         | 11        | .545        | 0        | 0        | .000        | 1        | 7         | .143        | 2        | 4        | 6           | 0.5        | 5         | 0        | 0        | 3        | 1        | 0        | 13        | 1.1        |
| <b>TOTAL</b>      | <b>27</b> | <b>0</b> | <b>98</b> | <b>3.6</b> | <b>11</b> | <b>22</b> | <b>.500</b> | <b>0</b> | <b>0</b> | <b>.000</b> | <b>5</b> | <b>16</b> | <b>.313</b> | <b>6</b> | <b>9</b> | <b>15</b>   | <b>0.6</b> | <b>11</b> | <b>0</b> | <b>0</b> | <b>4</b> | <b>2</b> | <b>0</b> | <b>27</b> | <b>1.0</b> |



# O JA'QUAN NEWTON

**Sr. • 6-3 • 191 • Guard**  
**Philadelphia, Pa.**  
**Neumann-Goretti HS**

### CAREER

- Leads team with 121 career games played (52 starts); will move into Miami career top 10 in games played with his next appearance
- Became 38th Hurricane to reach 1,000 career points on Jan. 3 at Georgia Tech (1,083 career points)
- Currently in 32nd place in career scoring at Miami (needs seven points for 31st)
- One of 11 active 1,000-point scorers in the ACC
- With 294 career assists, he stands in 10th place in Miami history
- Scored in double figures in 11 contests

- Scored 16 points in win at Hawai'i (12/23)
- Averaged 10.0 points per game in three games at Diamond Head Classic
- Recorded nine points and six assists against Middle Tennessee (12/25)
- Scored 11 points and had four assists in ACC opener at Pitt (12/30)
- Reached 1,000-career point mark in first half at Georgia Tech (1/3)
- Dished out seven assists in win at NC State (1/21)
- Scored 12 points and racked up seven rebounds in OT win over Louisville (1/24)
- Scored 12 points in win at Virginia Tech (2/3)
- Matched season high with 16 points in win over Wake Forest (2/7)

### 2017-18 HIGHLIGHTS

- Recorded 15 points and four assists in win over FAMU (11/16)
- Scored a dozen points and matched a career high with nine assists in win at No. 12 Minnesota (11/29)

### SEASON/CAREER HIGHS

|                      |                                  |
|----------------------|----------------------------------|
| <b>Points</b>        |                                  |
| Season: 16           | 2x, last vs. Wake Forest, 2/7/18 |
| Career: 23           | Boston College, 1/25/17          |
| ACC: 23              | Boston College, 1/25/17          |
| <b>Rebounds</b>      |                                  |
| Season: 7            | Louisville, 1/24/18              |
| Career: 9            | Columbia, 12/28/16               |
| ACC: 7               | 2x, last vs. Louisville, 1/24/18 |
| <b>Assists</b>       |                                  |
| Season: 9            | at Minnesota, 11/29/17           |
| Career: 9            | 2x, last at Minnesota, 11/29/17  |
| ACC: 7               | 3x, last at NC State, 1/21/17    |
| <b>Steals</b>        |                                  |
| Season: 3            | 2x, last vs. Boston U., 12/5/17  |
| Career: 4            | 2x, last at NC State, 1/30/16    |
| ACC: 4               | at NC State, 1/30/16             |
| <b>Blocked Shots</b> |                                  |
| Season: -            |                                  |
| Career: 1            | 9x, last vs. Va Tech, 3/10/16    |
| ACC: 1               | 3x, last vs. Virginia, 2/22/16   |
| <b>Field Goals</b>   |                                  |
| Season: 6            | 3x, last at Hawai'i, 12/23/17    |
| Career: 9            | vs. Iowa State, 11/25/16         |
| ACC: 8               | Boston College, 1/25/17          |

### Field-Goal Attempts

|                                    |                                  |
|------------------------------------|----------------------------------|
| Season: 12                         | 2x, last vs. Wake Forest, 2/7/18 |
| Career: 16                         | 2x, last vs. Notre Dame, 1/12/17 |
| ACC: 16                            | Notre Dame, 1/12/17              |
| <b>Free Throws</b>                 |                                  |
| Season: 8                          | Louisville, 1/24/18              |
| Career: 9                          | 2x, last vs. Virginia, 3/11/16   |
| ACC: 8                             | Louisville, 1/24/18              |
| <b>Free-Throw Attempts</b>         |                                  |
| Season: 10                         | Louisville, 1/24/18              |
| Career: 11                         | vs. Virginia, 3/11/16            |
| ACC: 10                            | 3x, last vs. Louisville, 1/24/18 |
| <b>3-Point Field Goals</b>         |                                  |
| Season: 1                          | 2x, last vs. Navy, 11/12/17      |
| Career: 3                          | Columbia, 12/28/16               |
| ACC: 2                             | 2x, last at Louisville, 2/11/17  |
| <b>3-Point Field-Goal Attempts</b> |                                  |
| Season: 3                          | Navy, 11/12/17                   |
| Career: 5                          | Columbia, 12/28/16               |
| ACC: 3                             | 3x, last at Louisville, 2/11/17  |
| <b>Minutes</b>                     |                                  |
| Season: 36                         | Boston University, 12/5/17       |
| Career: 38                         | 2x, last vs. Florida, 11/27/16   |
| ACC: 36                            | Notre Dame, 1/12/17              |

### 2017-18 GAME-BY-GAME

|               | GS   | Min  | FG    | Pct | 3FG   | Pct  | FT    | Pct   | O-D-T | Avg | PF | FO | A | TO | Blk | Stl | Pts  | Avg |
|---------------|------|------|-------|-----|-------|------|-------|-------|-------|-----|----|----|---|----|-----|-----|------|-----|
| Gard-Webb     | * 28 | 4-6  | .667  | 1-2 | .500  | 4-8  | .500  | 0-0-0 | 0.0   | 1   | 0  | 1  | 0 | 0  | 0   | 13  | 13.0 |     |
| Navy          | * 26 | 6-10 | .600  | 1-3 | .333  | 1-1  | 1.000 | 0-3-3 | 1.5   | 1   | 0  | 1  | 4 | 0  | 1   | 14  | 13.5 |     |
| Florida A&M   | * 26 | 5-9  | .556  | 0-2 | .000  | 5-7  | .714  | 1-2-3 | 2.0   | 2   | 0  | 4  | 4 | 0  | 1   | 15  | 14.0 |     |
| vs. La Salle  | * 30 | 1-9  | .111  | 0-1 | .000  | 2-3  | .667  | 0-3-3 | 2.3   | 1   | 0  | 0  | 1 | 0  | 2   | 4   | 11.5 |     |
| N. Florida    | * 26 | 5-8  | .625  | 0-0 | .000  | 2-2  | 1.000 | 0-1-1 | 2.0   | 1   | 0  | 3  | 4 | 0  | 0   | 12  | 11.6 |     |
| at Minnesota  | * 32 | 6-12 | .500  | 0-1 | .000  | 0-2  | .000  | 0-3-3 | 2.2   | 0   | 0  | 9  | 1 | 1  | 2   | 12  | 11.7 |     |
| vs. Princeton | * 26 | 2-9  | .222  | 0-2 | .000  | 0-0  | .000  | 0-2-2 | 2.1   | 1   | 0  | 5  | 0 | 0  | 3   | 4   | 10.6 |     |
| Boston U.     | * 36 | 4-7  | .571  | 0-0 | .000  | 1-2  | .500  | 0-6-6 | 2.6   | 1   | 0  | 1  | 3 | 2  | 3   | 9   | 10.4 |     |
| at GW         | * 30 | 4-9  | .444  | 0-0 | .000  | 0-0  | .000  | 0-4-4 | 2.8   | 2   | 0  | 3  | 1 | 0  | 1   | 8   | 10.1 |     |
| at Hawai'i    | * 31 | 6-11 | .545  | 0-1 | .000  | 4-5  | .800  | 0-2-2 | 2.7   | 1   | 0  | 2  | 2 | 0  | 0   | 16  | 10.7 |     |
| vs NMSU       | * 27 | 2-8  | .250  | 0-1 | .000  | 1-1  | 1.000 | 1-2-3 | 2.7   | 1   | 0  | 0  | 2 | 0  | 0   | 5   | 10.2 |     |
| vs MTSU       | * 28 | 4-7  | .571  | 0-1 | .000  | 1-4  | .250  | 0-1-1 | 2.6   | 3   | 0  | 6  | 1 | 0  | 1   | 9   | 10.1 |     |
| at Pitt       | * 27 | 5-7  | .714  | 0-0 | .000  | 1-1  | 1.000 | 1-2-3 | 2.6   | 1   | 0  | 4  | 3 | 0  | 2   | 11  | 10.2 |     |
| at Ga. Tech   | * 26 | 3-7  | .429  | 0-0 | .000  | 0-0  | .000  | 1-0-1 | 2.5   | 1   | 0  | 3  | 4 | 0  | 1   | 6   | 9.9  |     |
| FSU           | * 17 | 0-1  | .000  | 0-0 | .000  | 0-0  | .000  | 0-0-0 | 2.3   | 2   | 0  | 4  | 1 | 0  | 0   | 0   | 9.2  |     |
| at Clemson    | * 26 | 2-8  | .250  | 0-1 | .000  | 0-0  | .000  | 0-0-0 | 2.2   | 3   | 0  | 0  | 2 | 0  | 1   | 4   | 8.9  |     |
| Duke          | * 22 | 1-4  | .250  | 0-0 | .000  | 1-2  | .500  | 0-1-1 | 2.1   | 2   | 0  | 2  | 1 | 0  | 2   | 3   | 8.5  |     |
| at NC State   | * 28 | 2-6  | .333  | 0-0 | .000  | 1-2  | .500  | 0-0-0 | 2.0   | 1   | 0  | 7  | 1 | 0  | 2   | 5   | 8.3  |     |
| Louisville    | * 29 | 2-10 | .200  | 0-1 | .000  | 8-10 | .800  | 3-4-7 | 2.3   | 4   | 0  | 2  | 1 | 0  | 1   | 12  | 8.5  |     |
| at FSU        | * 14 | 1-3  | .333  | 1-1 | 1.000 | 1-4  | .250  | 2-1-3 | 2.3   | 0   | 0  | 1  | 1 | 0  | 0   | 4   | 8.3  |     |
| Pittsburgh    | 15   | 1-4  | .250  | 0-1 | .000  | 1-2  | .500  | 0-2-2 | 2.3   | 3   | 0  | 2  | 1 | 0  | 0   | 3   | 8.0  |     |
| at Va. Tech   | 24   | 4-7  | .571  | 0-0 | .000  | 4-7  | .571  | 3-3-6 | 2.5   | 0   | 0  | 4  | 3 | 0  | 0   | 12  | 8.2  |     |
| Wake Forest   | 28   | 6-12 | .500  | 0-1 | .000  | 4-6  | .667  | 2-1-3 | 2.5   | 3   | 0  | 1  | 0 | 0  | 0   | 16  | 8.6  |     |
| at BC         | 29   | 3-5  | .600  | 0-0 | .000  | 5-6  | .833  | 0-3-3 | 2.5   | 4   | 0  | 3  | 3 | 0  | 1   | 11  | 8.7  |     |
| Virginia      | 22   | 2-2  | 1.000 | 0-0 | .000  | 0-2  | .000  | 0-4-4 | 2.6   | 1   | 0  | 1  | 1 | 0  | 1   | 4   | 8.5  |     |
| Syracuse      | 12   | 3-7  | .429  | 1-4 | .250  | 1-2  | .500  | 0-0-0 | 2.5   | 0   | 0  | 1  | 2 | 0  | 2   | 8   | 8.5  |     |
| at ND         |      |      |       |     |       |      |       |       |       |     |    |    |   |    |     |     |      |     |
| BC            |      |      |       |     |       |      |       |       |       |     |    |    |   |    |     |     |      |     |
| at UNC        |      |      |       |     |       |      |       |       |       |     |    |    |   |    |     |     |      |     |
| Va. Tech      |      |      |       |     |       |      |       |       |       |     |    |    |   |    |     |     |      |     |

|                 | 2016-17 |   |   |  |  | 2015-16         |    |   |   |  | 2014-15 |                  |    |   |   |
|-----------------|---------|---|---|--|--|-----------------|----|---|---|--|---------|------------------|----|---|---|
| Opponent        | P       | R | A |  |  | Opponent        | P  | R | A |  |         | Opponent         | P  | R | A |
| WCU             | 13      | 4 | 2 |  |  | UTRGV           | 11 | 2 | 1 |  |         | Howard           | 8  | 0 | 0 |
| at N. Florida   | 16      | 3 | 7 |  |  | Louisiana       | 11 | 0 | 5 |  |         | at Florida       | 5  | 1 | 3 |
| Penn            | 18      | 4 | 3 |  |  | Mississippi St. | 15 | 2 | 5 |  |         | vs Drexel        | 7  | 1 | 3 |
| vs Stanford     | 20      | 2 | 2 |  |  | vs Utah         | 5  | 1 | 1 |  |         | vs Akron         | 4  | 0 | 1 |
| vs Iowa State   | 21      | 2 | 3 |  |  | vs Butler       | 17 | 1 | 3 |  |         | vs Charlotte     | 3  | 3 | 3 |
| vs Florida      | 15      | 3 | 1 |  |  | Northeastern    | 13 | 2 | 1 |  |         | at Charlotte     | 0  | 0 | 0 |
| Rutgers         | 11      | 6 | 3 |  |  | at Nebraska     | 10 | 2 | 2 |  |         | S. Alabama       | 5  | 1 | 0 |
| vs Wofford      | 15      | 2 | 9 |  |  | Charlotte       | 14 | 4 | 6 |  |         | Illinois         | 0  | 2 | 1 |
| SC State        | 11      | 1 | 5 |  |  | Florida         | 3  | 1 | 3 |  |         | Green Bay        | 0  | 0 | 0 |
| FAU             | 8       | 6 | 6 |  |  | Charleston      | 20 | 7 | 2 |  |         | Savannah St.     | 2  | 0 | 0 |
| GW              | 14      | 2 | 5 |  |  | at La Salle     | 10 | 2 | 3 |  |         | E. Kentucky      | 2  | 2 | 3 |
| Columbia        | 22      | 9 | 4 |  |  | Princeton       | 13 | 4 | 4 |  |         | vs Providence    | 3  | 0 | 1 |
| NC State        | 21      | 4 | 1 |  |  | Syracuse        | 14 | 4 | 2 |  |         | Charleston       | 6  | 0 | 0 |
| at Syracuse     | 8       | 4 | 7 |  |  | Florida State   | 13 | 1 | 4 |  |         | Virginia         | 0  | 1 | 1 |
| Notre Dame      | 14      | 3 | 1 |  |  | at Virginia     | 6  | 5 | 1 |  |         | at Duke          | 4  | 2 | 3 |
| at Pittsburgh   | 14      | 3 | 5 |  |  | at Clemson      | 8  | 4 | 1 |  |         | at Notre Dame    | 16 | 2 | 5 |
| at Wake Forest  | 9       | 3 | 7 |  |  | at BC           | 12 | 4 | 2 |  |         | NC State         | 0  | 0 | 1 |
| at Duke         | 13      | 3 | 1 |  |  | Wake Forest     | 18 | 1 | 1 |  |         | at Syracuse      | 3  | 0 | 0 |
| Boston College  | 23      | 5 | 2 |  |  | Duke            | 15 | 5 | 5 |  |         | Georgia Tech     | 3  | 0 | 0 |
| North Carolina  | 18      | 7 | 3 |  |  | at NC State     | 10 | 2 | 2 |  |         | at Florida State | 2  | 0 | 1 |
| Florida State   | 12      | 3 | 2 |  |  | Notre Dame      | 12 | 1 | 2 |  |         | Louisville       | 3  | 1 | 1 |
| at NC State     | 13      | 3 | 5 |  |  | at Ga Tech      | 14 | 4 | 2 |  |         | Clemson          | 1  | 1 | 1 |
| Virginia Tech   | 16      | 4 | 1 |  |  | Pittsburgh      | 3  | 1 | 1 |  |         | at Wake Forest   | 5  | 0 | 2 |
| at Louisville   | 15      | 5 | 2 |  |  | at Florida St.  | 7  | 4 | 2 |  |         | at BC            | 0  | 0 | 0 |
| Duke            | 7       | 5 | 0 |  |  | at UNC          | 3  | 1 | 1 |  |         | Virginia Tech    | 8  | 4 | 3 |
| at Va Tech      | 2       | 0 | 4 |  |  | Virginia        | 6  | 1 | 2 |  |         | North Carolina   | 0  | 3 | 0 |
| vs Florida St.  | 5       | 2 | 1 |  |  | vs Va Tech      | 10 | 2 | 4 |  |         | at Pittsburgh    | 4  | 3 | 1 |
| vs Syracuse     | 11      | 4 | 6 |  |  | vs Virginia     | 19 | 1 | 3 |  |         | at Va. Tech      | 8  | 4 | 3 |
| vs UNC          | 3       | 1 | 1 |  |  | at Buffalo      | 10 | 2 | 2 |  |         | vs Va. Tech      | 0  | 3 | 0 |
| vs Michigan St. | 16      | 2 | 2 |  |  | vs Wichita St.  | 2  | 0 | 1 |  |         | vs Notre Dame    | 0  | 0 | 0 |
|                 |         |   |   |  |  | vs Villanova    | 0  | 0 | 2 |  |         | Alabama          | 1  | 1 | 2 |
|                 |         |   |   |  |  |                 |    |   |   |  |         | at Richmond      | 11 | 5 | 2 |
|                 |         |   |   |  |  |                 |    |   |   |  |         | vs Temple        | 9  | 4 | 2 |
|                 |         |   |   |  |  |                 |    |   |   |  |         | vs Stanford      | 10 | 5 | 2 |

| Season  | GP  | GS | Min. | Avg. | 3-Point |     |      | Free Throws |     |      | Rebounds |      |      | Scoring |     |     |      |     |     |     |      |      |    |      |      |
|---------|-----|----|------|------|---------|-----|------|-------------|-----|------|----------|------|------|---------|-----|-----|------|-----|-----|-----|------|------|----|------|------|
|         |     |    |      |      | FG      | FGA | Pct. | FT          | FTA | Pct. | Off.     | Def. | Tot. | Avg.    | PF  | FO  | Ast. | TO  | Blk | Stl | Pts. | Avg. |    |      |      |
| 2014-15 | 34  | 3  | 459  | 13.5 | 45      | 111 | .405 | 4           | 10  | .400 | 41       | 64   | .641 | 8       | 35  | 43  | 1.3  | 34  | 0   | 47  | 39   | 4    | 8  | 135  | 4.0  |
| 2015-16 | 31  | 1  | 703  | 22.7 | 105     | 228 | .461 | 9           | 26  | .346 | 105      | 143  | .734 | 16      | 55  | 71  | 2.3  | 48  | 0   | 76  | 66   | 5    | 27 | 324  | 10.5 |
| 2016-17 | 30  | 28 | 942  | 31.4 | 150     | 332 | .452 | 11          | 40  | .275 | 93       | 133  | .699 | 18      | 87  | 105 | 3.5  | 49  | 0   | 101 | 98   | 1    | 34 | 404  | 13.5 |
| 2017-18 | 26  | 20 | 665  | 25.6 | 84      | 188 | .447 | 4           | 23  | .174 | 48       | 79   | .608 | 13      | 51  | 64  | 2.5  | 40  | 0   | 70  | 47   | 3    | 27 | 220  | 8.5  |
| TOTAL   | 121 | 52 | 2769 | 22.9 | 384     | 859 | .447 | 28          | 99  | .283 | 287      | 419  | .685 | 55      | 228 | 283 | 2.3  | 171 | 0   | 294 | 250  | 13   | 96 | 1083 | 9.0  |



# 5 MIKE ROBINSON

Sr. • 5-10 • 170 • Guard  
New Britain, Conn.  
New Britain HS

### 2017-18 HIGHLIGHTS


- Has played in five games
- Scored first field goal since 2015-16 season with his 3-pointer in season opener against Gardner-Webb (11/10)

### 2017-18 GAME-BY-GAME

|                      | GS  | Min | FG   | Pct | 3FG   | Pct | FT   | Pct   | O-D-T | Avg | PF | FO | A | TO | Blk | Stl | Pts | Avg |
|----------------------|-----|-----|------|-----|-------|-----|------|-------|-------|-----|----|----|---|----|-----|-----|-----|-----|
| Gardner-Webb         | 1   | 1-1 | 1.00 | 1-1 | 1.000 | 0-0 | .000 | 0-0-0 | 0.0   | 0   | 0  | 0  | 0 | 0  | 0   | 0   | 3   | 3.0 |
| Navy                 | 3   | 0-0 | .000 | 0-0 | .000  | 0-0 | .000 | 0-0-0 | 0.0   | 0   | 0  | 0  | 0 | 0  | 0   | 0   | 0   | 1.5 |
| Florida A&M          | 2   | 0-0 | .000 | 0-0 | .000  | 0-0 | .000 | 0-0-0 | 0.0   | 0   | 0  | 0  | 0 | 0  | 0   | 0   | 0   | 1.0 |
| vs. La Salle         | DNP |     |      |     |       |     |      |       |       |     |    |    |   |    |     |     |     |     |
| North Florida        | 1   | 0-0 | .000 | 0-0 | .000  | 0-0 | .000 | 0-0-0 | 0.0   | 0   | 0  | 0  | 0 | 0  | 0   | 0   | 0   | 0.8 |
| at Minnesota         | DNP |     |      |     |       |     |      |       |       |     |    |    |   |    |     |     |     |     |
| vs. Princeton        | 3   | 0-1 | .000 | 0-0 | .000  | 0-0 | .000 | 0-0-0 | 0.0   | 0   | 0  | 1  | 0 | 0  | 0   | 0   | 0   | 0.6 |
| Boston University    | DNP |     |      |     |       |     |      |       |       |     |    |    |   |    |     |     |     |     |
| at George Washington | DNP |     |      |     |       |     |      |       |       |     |    |    |   |    |     |     |     |     |
| at Hawai'i           | DNP |     |      |     |       |     |      |       |       |     |    |    |   |    |     |     |     |     |
| vs. New Mexico State | DNP |     |      |     |       |     |      |       |       |     |    |    |   |    |     |     |     |     |
| vs. Middle Tennessee | DNP |     |      |     |       |     |      |       |       |     |    |    |   |    |     |     |     |     |
| at Pittsburgh        | DNP |     |      |     |       |     |      |       |       |     |    |    |   |    |     |     |     |     |
| at Georgia Tech      | DNP |     |      |     |       |     |      |       |       |     |    |    |   |    |     |     |     |     |
| Florida State        | DNP |     |      |     |       |     |      |       |       |     |    |    |   |    |     |     |     |     |
| at Clemson           | DNP |     |      |     |       |     |      |       |       |     |    |    |   |    |     |     |     |     |
| Duke                 | DNP |     |      |     |       |     |      |       |       |     |    |    |   |    |     |     |     |     |
| at NC State          | DNP |     |      |     |       |     |      |       |       |     |    |    |   |    |     |     |     |     |
| Louisville           | DNP |     |      |     |       |     |      |       |       |     |    |    |   |    |     |     |     |     |
| at Florida State     | DNP |     |      |     |       |     |      |       |       |     |    |    |   |    |     |     |     |     |
| Pittsburgh           | DNP |     |      |     |       |     |      |       |       |     |    |    |   |    |     |     |     |     |
| at Virginia Tech     | DNP |     |      |     |       |     |      |       |       |     |    |    |   |    |     |     |     |     |
| Wake Forest          | DNP |     |      |     |       |     |      |       |       |     |    |    |   |    |     |     |     |     |
| at Boston College    | DNP |     |      |     |       |     |      |       |       |     |    |    |   |    |     |     |     |     |
| Virginia             | DNP |     |      |     |       |     |      |       |       |     |    |    |   |    |     |     |     |     |
| Syracuse             | DNP |     |      |     |       |     |      |       |       |     |    |    |   |    |     |     |     |     |
| at Notre Dame        | DNP |     |      |     |       |     |      |       |       |     |    |    |   |    |     |     |     |     |
| Boston College       | DNP |     |      |     |       |     |      |       |       |     |    |    |   |    |     |     |     |     |
| at North Carolina    | DNP |     |      |     |       |     |      |       |       |     |    |    |   |    |     |     |     |     |
| Virginia Tech        | DNP |     |      |     |       |     |      |       |       |     |    |    |   |    |     |     |     |     |

### CAREER STATISTICS

| Season       | GP        | GS       | Min.      | Avg.       | FG       | FGA       | Pct.        | 3-Point  |           |             | Free Throws |          |             | Rebounds |          |          |            | Scoring  |          |          |          |          |          |          |           |            |
|--------------|-----------|----------|-----------|------------|----------|-----------|-------------|----------|-----------|-------------|-------------|----------|-------------|----------|----------|----------|------------|----------|----------|----------|----------|----------|----------|----------|-----------|------------|
|              |           |          |           |            |          |           |             | FG       | FGA       | Pct.        | FT          | FTA      | Pct.        | Off.     | Def.     | Tot.     | Avg.       | PF       | FO       | Ast.     | TO       | Blk      | Stl      | Pts.     | Avg.      |            |
| 2015-16      | 9         | 0        | 14        | 1.6        | 5        | 9         | .556        | 4        | 7         | .571        | 0           | 0        | .000        | 0        | 1        | 1        | 0.1        | 3        | 0        | 0        | 0        | 0        | 0        | 0        | 14        | 1.6        |
| 2016-17      | 9         | 0        | 19        | 2.1        | 0        | 5         | .000        | 0        | 4         | .000        | 1           | 2        | .500        | 1        | 0        | 1        | 0.1        | 2        | 0        | 0        | 1        | 0        | 1        | 1        | 1         | 0.1        |
| 2017-18      | 5         | 0        | 10        | 2.0        | 1        | 2         | .500        | 1        | 1         | 1.000       | 0           | 0        | .000        | 0        | 0        | 0        | 0.0        | 0        | 0        | 1        | 0        | 0        | 0        | 3        | 0.6       |            |
| <b>TOTAL</b> | <b>23</b> | <b>0</b> | <b>43</b> | <b>1.9</b> | <b>6</b> | <b>16</b> | <b>.375</b> | <b>5</b> | <b>12</b> | <b>.417</b> | <b>1</b>    | <b>2</b> | <b>.500</b> | <b>1</b> | <b>1</b> | <b>2</b> | <b>0.1</b> | <b>5</b> | <b>0</b> | <b>1</b> | <b>1</b> | <b>0</b> | <b>1</b> | <b>0</b> | <b>18</b> | <b>0.8</b> |



# 35 CHRIS STOWELL

Sr. • 6-6 • 208 • Forward  
Exeter, N.H.  
Exeter

### 2017-18 HIGHLIGHTS


- Has played in five games
- Already has accepted job after graduation with Citi in New York City, working with Treasury and Trade Solutions
- Was named to Omicron Delta Kappa (ODK) National Leadership Society in Spring 2017

### 2017-18 GAME-BY-GAME

|                      | GS  | Min | FG   | Pct | 3FG  | Pct | FT   | Pct   | O-D-T | Avg   | PF  | FO | A | TO | Blk | Stl | Pts | Avg |
|----------------------|-----|-----|------|-----|------|-----|------|-------|-------|-------|-----|----|---|----|-----|-----|-----|-----|
| Gardner-Webb         | 1   | 0-0 | .000 | 0-0 | .000 | 0-0 | .000 | 0-0-0 | 0.0   | 0     | 0   | 0  | 0 | 0  | 0   | 0   | 0   | 0.0 |
| Navy                 | 3   | 0-0 | .000 | 0-0 | .000 | 0-0 | .000 | 0-0-0 | 0.0   | 0-1-1 | 0.5 | 0  | 0 | 0  | 0   | 0   | 0   | 0.0 |
| Florida A&M          | 2   | 0-1 | .000 | 0-1 | .000 | 0-0 | .000 | 0-0-0 | 0.3   | 0     | 0   | 0  | 0 | 0  | 0   | 0   | 0   | 0.0 |
| vs. La Salle         | DNP |     |      |     |      |     |      |       |       |       |     |    |   |    |     |     |     |     |
| North Florida        | 1   | 0-0 | .000 | 0-0 | .000 | 0-0 | .000 | 0-0-0 | 0.3   | 0     | 0   | 0  | 0 | 0  | 0   | 0   | 0   | 0.0 |
| at Minnesota         | DNP |     |      |     |      |     |      |       |       |       |     |    |   |    |     |     |     |     |
| vs. Princeton        | 2   | 0-0 | .000 | 0-0 | .000 | 0-0 | .000 | 0-0-0 | 0.2   | 0     | 0   | 0  | 0 | 0  | 0   | 0   | 0   | 0.0 |
| Boston University    | DNP |     |      |     |      |     |      |       |       |       |     |    |   |    |     |     |     |     |
| at George Washington | DNP |     |      |     |      |     |      |       |       |       |     |    |   |    |     |     |     |     |
| at Hawai'i           | DNP |     |      |     |      |     |      |       |       |       |     |    |   |    |     |     |     |     |
| vs. New Mexico State | DNP |     |      |     |      |     |      |       |       |       |     |    |   |    |     |     |     |     |
| vs. Middle Tennessee | DNP |     |      |     |      |     |      |       |       |       |     |    |   |    |     |     |     |     |
| at Pittsburgh        | DNP |     |      |     |      |     |      |       |       |       |     |    |   |    |     |     |     |     |
| at Georgia Tech      | DNP |     |      |     |      |     |      |       |       |       |     |    |   |    |     |     |     |     |
| Florida State        | DNP |     |      |     |      |     |      |       |       |       |     |    |   |    |     |     |     |     |
| at Clemson           | DNP |     |      |     |      |     |      |       |       |       |     |    |   |    |     |     |     |     |
| Duke                 | DNP |     |      |     |      |     |      |       |       |       |     |    |   |    |     |     |     |     |
| at NC State          | DNP |     |      |     |      |     |      |       |       |       |     |    |   |    |     |     |     |     |
| Louisville           | DNP |     |      |     |      |     |      |       |       |       |     |    |   |    |     |     |     |     |
| at Florida State     | DNP |     |      |     |      |     |      |       |       |       |     |    |   |    |     |     |     |     |
| Pittsburgh           | DNP |     |      |     |      |     |      |       |       |       |     |    |   |    |     |     |     |     |
| at Virginia Tech     | DNP |     |      |     |      |     |      |       |       |       |     |    |   |    |     |     |     |     |
| Wake Forest          | DNP |     |      |     |      |     |      |       |       |       |     |    |   |    |     |     |     |     |
| at Boston College    | DNP |     |      |     |      |     |      |       |       |       |     |    |   |    |     |     |     |     |
| Virginia             | DNP |     |      |     |      |     |      |       |       |       |     |    |   |    |     |     |     |     |
| Syracuse             | DNP |     |      |     |      |     |      |       |       |       |     |    |   |    |     |     |     |     |
| at Notre Dame        | DNP |     |      |     |      |     |      |       |       |       |     |    |   |    |     |     |     |     |
| Boston College       | DNP |     |      |     |      |     |      |       |       |       |     |    |   |    |     |     |     |     |
| at North Carolina    | DNP |     |      |     |      |     |      |       |       |       |     |    |   |    |     |     |     |     |
| Virginia Tech        | DNP |     |      |     |      |     |      |       |       |       |     |    |   |    |     |     |     |     |

### CAREER STATISTICS

| Season       | GP        | GS       | Min.      | Avg.       | FG       | FGA      | Pct.        | 3-Point  |          |             | Free Throws |          |             | Rebounds |          |          |            | Scoring  |          |          |          |          |          |          |            |
|--------------|-----------|----------|-----------|------------|----------|----------|-------------|----------|----------|-------------|-------------|----------|-------------|----------|----------|----------|------------|----------|----------|----------|----------|----------|----------|----------|------------|
|              |           |          |           |            |          |          |             | FG       | FGA      | Pct.        | FT          | FTA      | Pct.        | Off.     | Def.     | Tot.     | Avg.       | PF       | FO       | Ast.     | TO       | Blk      | Stl      | Pts.     | Avg.       |
| 2014-15      | 4         | 0        | 6         | 1.5        | 0        | 1        | .000        | 0        | 0        | .000        | 0           | 0        | .000        | 0        | 0        | 0        | 0.0        | 1        | 0        | 1        | 0        | 0        | 0        | 0        | 0.0        |
| 2015-16      | 9         | 0        | 13        | 1.4        | 0        | 1        | .000        | 0        | 1        | .000        | 0           | 0        | .000        | 0        | 3        | 3        | 0.3        | 1        | 0        | 0        | 1        | 1        | 0        | 0        | 0.0        |
| 2016-17      | 6         | 0        | 10        | 1.7        | 0        | 1        | .000        | 0        | 1        | .000        | 0           | 0        | .000        | 0        | 2        | 2        | 0.3        | 0        | 0        | 0        | 0        | 0        | 0        | 0        | 0.0        |
| 2017-18      | 5         | 0        | 9         | 1.8        | 0        | 1        | .000        | 0        | 1        | .000        | 0           | 0        | .000        | 0        | 1        | 1        | 0.2        | 0        | 0        | 0        | 0        | 0        | 0        | 0        | 0.0        |
| <b>TOTAL</b> | <b>24</b> | <b>0</b> | <b>38</b> | <b>1.6</b> | <b>0</b> | <b>4</b> | <b>.000</b> | <b>0</b> | <b>3</b> | <b>.000</b> | <b>0</b>    | <b>0</b> | <b>.000</b> | <b>0</b> | <b>6</b> | <b>6</b> | <b>0.3</b> | <b>2</b> | <b>0</b> | <b>1</b> | <b>1</b> | <b>1</b> | <b>0</b> | <b>0</b> | <b>0.0</b> |



# 1 DEJAN (DJ) VASILJEVIC

So. • 6-3 • 203 • Guard  
Melbourne, Australia  
Australian Institute of Sport

## 2017-18 HIGHLIGHTS

- Leads team in 3-point field goals (55)
- Has hit at least one 3-pointer in 23 of 26 games, including 16 games with two or more
- Hit 20-of-47 3-point attempts over last five games (.439)
- Ranks 10th in ACC in 3-point FG pct. (.384)
- Has averaged 17 ppg in last three ACC road games (13-26 3FG)

- Made first college start in 2017-18 season opener against Gardner-Webb after coming off bench in all 33 games last year

- After tough shooting night in opener, bounced back to score 16 points against Navy and 15 against Florida A&M
- Hit 3-of-5 from 3-point range and scored 11 points in win at No. 12 Minnesota (11/29)

- Scored career-high 20 points and hit 5-of-7 3-pointers in win over Princeton (12/2)
- Recorded 15 points and hit 3-of-6 3-pointers in win over Boston U. (12/5)
- Averaged 11.3 points and 4.3 rebounds in three games at Diamond Head Classic
- Hit six 3-pointers (five in second half) and matched career high with 20 points at Florida State (1/27)
- Scored 14 points, including nine in the first 5:26, in win at Virginia Tech (2/3)
- Scored 17 points at BC, including 11 of Miami's first 16 points (2/10)

## SEASON/CAREER HIGHS

### Points

Season: 20 2x, last at Florida St., 1/27/18  
Career: 20 2x, last at Florida St., 1/27/18  
ACC: 20 at Florida State, 1/27/18

### Rebounds

Season: 6 at Boston College, 2/10/18  
Career: 6 at Boston College, 2/10/18  
ACC: 6 at Boston College, 2/10/18

### Assists

Season: 4 Florida State, 1/7/18  
Career: 4 Florida State, 1/7/18  
ACC: 4 Florida State, 1/7/18

### Steals

Season: 2 3x, last vs. Florida State, 1/7/18  
Career: 2 3x, last vs. Florida State, 1/7/18  
ACC: 2 2x, last vs. Florida State, 1/7/18

### Blocked Shots

Season: 1 2x, last vs. Boston U., 12/5/17  
Career: 1 3x, last vs. Boston U., 12/5/17  
ACC: -

### Field Goals

Season: 7 2x, last at Florida St., 1/27/18  
Career: 7 2x, last at Florida St., 1/27/18  
ACC: 7 at Florida State, 1/27/18

### Field-Goal Attempts

Season: 12 Gardner-Webb, 11/10/17  
Career: 13 vs. South Carolina State, 12/6/16  
ACC: 12 2x, last at BC, 2/10/18

### Free Throws

Season: 2 4x, last vs. MTSU, 12/25/17  
Career: 3 Rutgers, 11/30/16  
ACC: 2 2x, last at Virginia, 2/20/17

### Free-Throw Attempts

Season: 2 5x, last at Virginia Tech, 2/3/18  
Career: 3 Rutgers, 11/30/16  
ACC: 2 6x, last at Virginia Tech, 2/3/18

### 3-Point Field Goals

Season: 6 at Florida State, 1/27/18  
Career: 6 2x, last at Florida St., 1/27/18  
ACC: 6 2x, last at Florida St., 1/27/18

### 3-Point Field-Goal Attempts

Season: 10 3x, last at BC, 2/10/18  
Career: 12 at Syracuse, 1/4/17  
ACC: 12 at Syracuse, 1/4/17

### Minutes

Season: 35 3x, last at BC, 2/10/18  
Career: 35 3x, last at BC, 2/10/18  
ACC: 35 2x, last at BC, 2/10/18

## 2017-18 GAME-BY-GAME

|               | GS | Min | FG   | Pct  | 3FG  | Pct  | FT  | Pct   | O-D-T | Avg | PF | FO | A | TO | Blk | Stl | Pts  | Avg  |
|---------------|----|-----|------|------|------|------|-----|-------|-------|-----|----|----|---|----|-----|-----|------|------|
| Gard-Webb     | *  | 30  | 2-12 | .167 | 1-10 | .100 | 2-2 | 1.000 | 0-2-2 | 2.0 | 1  | 0  | 0 | 0  | 0   | 0   | 7    | 7.0  |
| Navy          | *  | 20  | 5-10 | .500 | 4-8  | .500 | 2-2 | 1.000 | 0-3-3 | 2.5 | 2  | 0  | 0 | 0  | 2   | 16  | 11.5 |      |
| Florida A&M   | *  | 31  | 6-10 | .600 | 3-6  | .500 | 0-0 | .000  | 0-4-4 | 3.0 | 2  | 0  | 2 | 0  | 1   | 15  | 12.7 |      |
| vs. La Salle  | *  | 25  | 3-9  | .333 | 2-4  | .500 | 0-0 | .000  | 1-0-1 | 2.5 | 0  | 0  | 0 | 1  | 0   | 8   | 11.5 |      |
| N. Florida    | *  | 22  | 1-6  | .167 | 0-4  | .000 | 0-0 | .000  | 0-2-2 | 2.4 | 0  | 0  | 0 | 0  | 0   | 2   | 9.6  |      |
| at Minnesota  | *  | 18  | 4-6  | .667 | 3-5  | .600 | 0-0 | .000  | 0-2-2 | 2.3 | 3  | 0  | 0 | 0  | 0   | 11  | 9.8  |      |
| vs. Princeton | *  | 29  | 7-9  | .778 | 5-7  | .714 | 1-1 | 1.000 | 0-3-3 | 2.4 | 4  | 0  | 1 | 1  | 0   | 20  | 11.3 |      |
| Boston U.     | *  | 35  | 6-10 | .600 | 3-6  | .500 | 0-1 | .000  | 0-5-5 | 2.8 | 2  | 0  | 0 | 1  | 1   | 15  | 11.8 |      |
| at GW         | *  | 17  | 3-8  | .375 | 2-6  | .333 | 2-2 | 1.000 | 0-1-1 | 2.6 | 0  | 0  | 0 | 1  | 0   | 10  | 11.6 |      |
| at Hawai'i    | *  | 27  | 2-7  | .286 | 2-3  | .667 | 0-0 | .000  | 1-2-3 | 2.6 | 1  | 0  | 0 | 0  | 1   | 6   | 11.0 |      |
| vs NMSU       | *  | 33  | 6-11 | .545 | 2-6  | .333 | 1-1 | 1.000 | 0-5-5 | 2.8 | 2  | 0  | 1 | 1  | 0   | 15  | 11.4 |      |
| vs MTSU       | *  | 31  | 4-7  | .571 | 3-6  | .500 | 2-2 | 1.000 | 2-3-5 | 3.0 | 4  | 0  | 1 | 1  | 0   | 13  | 11.5 |      |
| at Pittsburgh | *  | 25  | 1-7  | .143 | 1-5  | .200 | 0-0 | .000  | 1-1-2 | 2.9 | 3  | 0  | 0 | 0  | 2   | 3   | 10.8 |      |
| at Ga Tech    | *  | 23  | 1-4  | .250 | 1-4  | .250 | 0-0 | .000  | 0-1-1 | 2.8 | 1  | 0  | 0 | 2  | 0   | 3   | 10.3 |      |
| FSU           | *  | 27  | 3-10 | .300 | 1-6  | .167 | 1-1 | 1.000 | 1-2-3 | 2.8 | 1  | 0  | 4 | 0  | 0   | 2   | 8    | 10.1 |
| at Clemson    |    | 10  | 0-2  | .000 | 0-2  | .000 | 0-0 | .000  | 0-0-0 | 2.6 | 0  | 0  | 0 | 0  | 0   | 0   | 9.5  |      |
| Duke          |    | 6   | 0-3  | .000 | 0-3  | .000 | 0-0 | .000  | 0-2-2 | 2.6 | 1  | 0  | 0 | 0  | 0   | 0   | 8.9  |      |
| at NC State   |    | 15  | 2-7  | .286 | 2-6  | .333 | 0-0 | .000  | 0-4-4 | 2.7 | 0  | 0  | 0 | 0  | 0   | 6   | 8.8  |      |
| Louisville    |    | 6   | 0-1  | .000 | 0-0  | .000 | 0-0 | .000  | 0-0-0 | 2.5 | 1  | 0  | 0 | 0  | 0   | 0   | 8.3  |      |
| at FSU        |    | 35  | 7-11 | .636 | 6-10 | .600 | 0-0 | .000  | 1-1-2 | 2.5 | 2  | 0  | 0 | 0  | 0   | 20  | 8.9  |      |
| Pittsburgh    | *  | 26  | 3-7  | .429 | 2-5  | .400 | 0-1 | .000  | 2-1-3 | 2.5 | 1  | 0  | 0 | 0  | 1   | 8   | 8.9  |      |
| at Va Tech    | *  | 31  | 5-9  | .556 | 2-6  | .333 | 2-2 | 1.000 | 0-1-1 | 2.5 | 1  | 0  | 0 | 1  | 0   | 14  | 9.1  |      |
| Wake Forest   | *  | 19  | 3-7  | .429 | 2-5  | .400 | 1-1 | 1.000 | 2-3-5 | 2.6 | 3  | 0  | 1 | 1  | 0   | 9   | 9.1  |      |
| at BC         | *  | 35  | 6-12 | .500 | 5-10 | .500 | 0-0 | .000  | 1-5-6 | 2.7 | 2  | 0  | 0 | 1  | 0   | 17  | 9.4  |      |
| Virginia      | *  | 27  | 2-8  | .250 | 1-5  | .200 | 0-0 | .000  | 0-0-0 | 2.6 | 2  | 0  | 0 | 1  | 0   | 5   | 9.2  |      |
| Syracuse      | *  | 25  | 2-6  | .333 | 2-6  | .333 | 0-0 | .000  | 1-2-3 | 2.6 | 1  | 0  | 1 | 0  | 0   | 6   | 9.1  |      |
| at ND         |    |     |      |      |      |      |     |       |       |     |    |    |   |    |     |     |      |      |
| BC            |    |     |      |      |      |      |     |       |       |     |    |    |   |    |     |     |      |      |
| at UNC        |    |     |      |      |      |      |     |       |       |     |    |    |   |    |     |     |      |      |
| Va Tech       |    |     |      |      |      |      |     |       |       |     |    |    |   |    |     |     |      |      |

## 2016-17

| Opponent          | P  | R | A |
|-------------------|----|---|---|
| WCU               | 11 | 2 | 2 |
| at North Florida  | 13 | 1 | 0 |
| Penn              | 11 | 0 | 1 |
| vs Stanford       | 3  | 1 | 1 |
| vs Iowa State     | 5  | 0 | 0 |
| vs Florida        | 0  | 0 | 0 |
| Rutgers           | 3  | 1 | 1 |
| vs Wofford        | 6  | 2 | 0 |
| SC State          | 17 | 2 | 2 |
| FAU               | 2  | 2 | 0 |
| GW                | 6  | 3 | 0 |
| Columbia          | 3  | 1 | 1 |
| NC State          | 3  | 2 | 0 |
| at Syracuse       | 18 | 0 | 0 |
| Notre Dame        | 3  | 0 | 1 |
| at Pittsburgh     | 6  | 2 | 1 |
| at Wake Forest    | 3  | 0 | 0 |
| at Duke           | 0  | 1 | 0 |
| Boston College    | 3  | 1 | 0 |
| North Carolina    | 3  | 1 | 0 |
| Florida State     | 3  | 1 | 0 |
| at NC State       | 0  | 1 | 0 |
| Virginia Tech     | 5  | 1 | 0 |
| at Louisville     | 3  | 0 | 0 |
| Georgia Tech      | 13 | 2 | 1 |
| Clemson           | 5  | 3 | 1 |
| at Virginia       | 10 | 4 | 0 |
| Duke              | 0  | 2 | 0 |
| at Virginia Tech  | 9  | 1 | 0 |
| vs Florida State  | 9  | 3 | 0 |
| vs Syracuse       | 13 | 1 | 1 |
| vs North Carolina | 6  | 1 | 1 |
| vs Michigan St.   | 2  | 2 | 1 |

## CAREER STATISTICS

| Season       | GP        | GS        | Min.        | Avg.        | 3-Point    |            |             | Free Throws |            |             | Rebounds  |           |             |           | Scoring   |            |            |           |          |           |           |          |           |            |            |
|--------------|-----------|-----------|-------------|-------------|------------|------------|-------------|-------------|------------|-------------|-----------|-----------|-------------|-----------|-----------|------------|------------|-----------|----------|-----------|-----------|----------|-----------|------------|------------|
|              |           |           |             |             | FG         | FGA        | Pct.        | FT          | FTA        | Pct.        | Off.      | Def.      | Tot.        | Avg.      | PF        | FO         | Ast.       | TO        | Blk      | Stl       | Pts.      | Avg.     |           |            |            |
| 2016-17      | 33        | 0         | 577         | 17.5        | 65         | 182        | .357        | 51          | 146        | .349        | 16        | 20        | .800        | 5         | 39        | 44         | 1.3        | 31        | 0        | 15        | 13        | 1        | 11        | 197        | 6.0        |
| 2017-18      | 26        | 20        | 628         | 24.2        | 84         | 199        | .422        | 55          | 144        | .382        | 14        | 16        | .875        | 13        | 55        | 68         | 2.6        | 40        | 0        | 11        | 12        | 2        | 12        | 237        | 9.1        |
| <b>TOTAL</b> | <b>59</b> | <b>20</b> | <b>1205</b> | <b>20.4</b> | <b>149</b> | <b>381</b> | <b>.391</b> | <b>106</b>  | <b>290</b> | <b>.366</b> | <b>30</b> | <b>36</b> | <b>.833</b> | <b>18</b> | <b>94</b> | <b>112</b> | <b>1.9</b> | <b>71</b> | <b>0</b> | <b>26</b> | <b>25</b> | <b>3</b> | <b>23</b> | <b>434</b> | <b>7.4</b> |



# 21 SAM WAARDENBURG

R-Fr. • 6-10 • 217 • Forward  
Henderson, New Zealand  
Rangitoto College

## 2017-18 HIGHLIGHTS

- Has played in 15 games off bench, including nine straight in ACC play
- Did not play in first three games of season (back)
- Hit 8-of-12 3-point attempts in last five games
- Made solid Miami debut with seven points and two rebounds in 12 minutes of action vs. La Salle (11/22)
- Scored nine points and added six rebounds against North Florida (11/25)
- Saw first action in ACC play in final minute of first half at NC State (1/21)
- Played 13 minutes off bench against Louisville and recorded career-high seven rebounds (1/24)
- Hit three straight 3-pointers in second half and scored career-high 12 points in win over Wake Forest (2/7)
- Nailed pair of 3-pointers and racked up three steals at BC (2/10)

## 2017-18 GAME-BY-GAME

|                      | GS | Min | FG    | Pct | 3FG   | Pct | FT    | Pct   | O-D-T | Avg | PF | FO | A | TO | Blk | Stl | Pts | Avg |  |
|----------------------|----|-----|-------|-----|-------|-----|-------|-------|-------|-----|----|----|---|----|-----|-----|-----|-----|--|
| Gardner-Webb         |    |     |       |     |       |     |       |       |       |     |    |    |   |    |     |     |     |     |  |
| Navy                 |    |     |       |     |       |     |       |       |       |     |    |    |   |    |     |     |     |     |  |
| Florida A&M          |    |     |       |     |       |     |       |       |       |     |    |    |   |    |     |     |     |     |  |
| vs. La Salle         | 13 | 3-6 | .500  | 1-1 | 1.000 | 0-0 | .000  | 1-1-2 | 2.0   | 0   | 0  | 0  | 0 | 0  | 0   | 0   | 7   | 7.0 |  |
| North Florida        | 16 | 4-9 | .444  | 1-2 | .500  | 0-0 | .000  | 4-2-6 | 4.0   | 3   | 0  | 1  | 1 | 1  | 1   | 1   | 9   | 8.0 |  |
| at Minnesota         | 10 | 0-2 | .000  | 0-1 | .000  | 0-0 | .000  | 1-0-1 | 3.0   | 1   | 0  | 0  | 2 | 0  | 0   | 0   | 5.3 |     |  |
| vs. Princeton        | 8  | 0-2 | .000  | 0-1 | .000  | 0-0 | .000  | 1-3-4 | 3.3   | 1   | 0  | 0  | 0 | 0  | 0   | 0   | 4.0 |     |  |
| Boston University    | 9  | 0-1 | .000  | 0-1 | .000  | 0-0 | .000  | 2-0-2 | 3.0   | 0   | 0  | 0  | 1 | 0  | 0   | 0   | 3.2 |     |  |
| at George Washington |    |     |       |     |       |     |       |       |       |     |    |    |   |    |     |     |     |     |  |
| at Hawai'i           |    |     |       |     |       |     |       |       |       |     |    |    |   |    |     |     |     |     |  |
| vs. New Mexico State | 3  | 0-1 | .000  | 0-0 | .000  | 0-0 | .000  | 0-0-0 | 2.5   | 0   | 0  | 0  | 1 | 0  | 0   | 0   | 2.7 |     |  |
| vs. Middle Tennessee |    |     |       |     |       |     |       |       |       |     |    |    |   |    |     |     |     |     |  |
| at Pittsburgh        |    |     |       |     |       |     |       |       |       |     |    |    |   |    |     |     |     |     |  |
| at Georgia Tech      |    |     |       |     |       |     |       |       |       |     |    |    |   |    |     |     |     |     |  |
| Florida State        |    |     |       |     |       |     |       |       |       |     |    |    |   |    |     |     |     |     |  |
| at Clemson           |    |     |       |     |       |     |       |       |       |     |    |    |   |    |     |     |     |     |  |
| Duke                 |    |     |       |     |       |     |       |       |       |     |    |    |   |    |     |     |     |     |  |
| at NC State          | 1  | 0-0 | .000  | 0-0 | .000  | 0-0 | .000  | 0-0-0 | 2.1   | 0   | 0  | 0  | 0 | 0  | 1   | 0   | 2.3 |     |  |
| Louisville           | 13 | 0-1 | .000  | 0-1 | .000  | 0-0 | .000  | 3-4-7 | 2.8   | 0   | 0  | 1  | 1 | 1  | 0   | 0   | 2.0 |     |  |
| at Florida State     | 12 | 2-2 | 1.000 | 1-1 | 1.000 | 0-0 | .000  | 0-1-1 | 2.6   | 4   | 0  | 0  | 0 | 0  | 0   | 5   | 2.3 |     |  |
| Pittsburgh           | 15 | 1-3 | .333  | 0-1 | .000  | 2-2 | 1.000 | 3-1-4 | 2.7   | 1   | 0  | 1  | 2 | 0  | 0   | 4   | 2.5 |     |  |
| at Virginia Tech     | 21 | 1-1 | 1.000 | 1-1 | 1.000 | 0-0 | .000  | 0-5-5 | 2.9   | 3   | 0  | 0  | 1 | 1  | 0   | 3   | 2.5 |     |  |
| Wake Forest          | 17 | 3-5 | .600  | 3-4 | .750  | 3-4 | .750  | 0-3-3 | 2.9   | 0   | 0  | 1  | 0 | 0  | 1   | 12  | 3.3 |     |  |
| at Boston College    | 16 | 2-3 | .667  | 2-3 | .667  | 0-0 | .000  | 0-0-0 | 2.7   | 0   | 0  | 0  | 0 | 0  | 3   | 6   | 3.5 |     |  |
| Virginia             | 21 | 2-3 | .667  | 2-2 | 1.000 | 0-0 | .000  | 0-0-0 | 2.5   | 1   | 0  | 0  | 1 | 0  | 1   | 6   | 3.7 |     |  |
| Syracuse             | 18 | 0-2 | .000  | 0-2 | .000  | 2-2 | 1.000 | 2-2-4 | 2.6   | 4   | 0  | 0  | 0 | 1  | 0   | 2   | 3.6 |     |  |
| at Notre Dame        |    |     |       |     |       |     |       |       |       |     |    |    |   |    |     |     |     |     |  |
| Boston College       |    |     |       |     |       |     |       |       |       |     |    |    |   |    |     |     |     |     |  |
| at North Carolina    |    |     |       |     |       |     |       |       |       |     |    |    |   |    |     |     |     |     |  |
| Virginia Tech        |    |     |       |     |       |     |       |       |       |     |    |    |   |    |     |     |     |     |  |

## CAREER HIGHS

### Points

Career: 12 Wake Forest, 2/7/18  
ACC: 12 Wake Forest, 2/7/18

### Rebounds

Career: 7 Louisville, 1/24/18  
ACC: 7 Louisville, 1/24/18

### Assists

Career: 1 4x, last vs. Wake Forest, 2/7/18  
ACC: 1 3x, last vs. Wake Forest, 2/7/18

### Steals

Career: 3 at Boston College, 2/10/18  
ACC: 3 at Boston College, 2/10/18

### Blocked Shots

Career: 1 3x, last at Virginia Tech, 2/3/18  
ACC: 1 2x, last at Virginia Tech, 2/3/18

### Field Goals

Career: 4 North Florida, 11/25/17  
ACC: 3 Wake Forest, 2/7/18

### Field-Goal Attempts

Career: 9 North Florida, 11/25/17  
ACC: 5 Wake Forest, 2/7/18

### Free Throws

Career: 3 Wake Forest, 2/7/18  
ACC: 3 Wake Forest, 2/7/18

### Free-Throw Attempts

Career: 4 Wake Forest, 2/7/18  
ACC: 4 Wake Forest, 2/7/18

### 3-Point Field Goals

Career: 3 Wake Forest, 2/7/18  
ACC: 3 Wake Forest, 2/7/18

### 3-Point Field-Goal Attempts

Career: 4 Wake Forest, 2/7/18  
ACC: 4 Wake Forest, 2/7/18

### Minutes

Career: 21 2x, last vs. Virginia, 2/13/18  
ACC: 21 2x, last vs. Virginia, 2/13/18

## CAREER STATISTICS

| Season  | GP | GS | Min. | Avg. | 3-Point |     |      | Free Throws |     |      | Rebounds |      |      | Scoring |      |      |     |    |   |   |    |   |   |    |     |
|---------|----|----|------|------|---------|-----|------|-------------|-----|------|----------|------|------|---------|------|------|-----|----|---|---|----|---|---|----|-----|
|         |    |    |      |      | FG      | FGA | Pct. | FT          | FTA | Pct. | Off.     | Def. | Tot. | Avg.    | Pts. | Avg. |     |    |   |   |    |   |   |    |     |
| 2017-18 | 15 | 0  | 193  | 12.9 | 18      | 41  | .439 | 11          | 21  | .524 | 7        | 8    | .875 | 17      | 22   | 39   | 2.6 | 18 | 0 | 4 | 10 | 4 | 7 | 54 | 3.6 |



# 4 LONNIE WALKER IV

Fr. • 6-5 • 204 • Guard

Reading, Pa.

Reading HS

### 2017-18 HONORS

- ACC Co-Rookie of the Week - Feb. 5
- ACC Co-Rookie of the Week - Jan. 29
- ACC Rookie of the Week - Dec. 11

### 2017-18 HIGHLIGHTS

- Ranks eighth among ACC freshmen in scoring (11.3 ppg), including fifth among rookies in ACC play (13.4)
- In ACC games only, he ranks 24th in conference in scoring
- Averaging 15.6 points and shooting 37.5 percent from 3-point range (30-80) in his 12 starts this season

- Scored 10 points and added five assists in college debut (11/10)
- Left Florida A&M game in first half with left ankle injury (11/16)
- Scored five points in homecoming game in Reading, Pa., against La Salle (11/22)
- Recorded 12 points and five rebounds against Princeton (12/2)

- Made first start against Boston U. (12/5) and had big game, recording career highs in points (26) and rebounds (7); was 9-for-15 from field, including 5-for-7 from 3-point range
- Named ACC Rookie of Week after BU performance (12/11)
- Scored 13 points and grabbed five rebounds at GW (12/16)
- Left Middle Tennessee game in first half with injury (held out in second half for precautionary reasons)
- Scored 16 points and pulled down seven rebounds at Clemson (1/13)
- Hit 5-of-8 3-pointers and scored 19 points with four steals against Duke (1/15)
- Scored 25 points, including game-tying layup with four seconds left in regulation, in OT win over Louisville (1/24)
- Recorded 23 points at Florida State (1/27)

- Named ACC Rookie of Week for second time after UofL/FSU performances (1/29)
- Scored 14 points, including eight in the final 3:22, in win at Virginia Tech (2/3)
- Led team with 19 points and three blocks in win over Wake Forest (2/7)

### CAREER HIGHS

#### Points

Career: 26 Boston University, 12/5/17  
 ACC: 25 Louisville, 1/24/18

#### Rebounds

Career: 7 2x, last at Clemson, 1/13/18  
 ACC: 7 at Clemson, 1/13/18

#### Assists

Career: 5 2x, last at Florida St, 1/27/18  
 ACC: 5 at Florida State, 1/27/18

#### Steals

Career: 4 Duke, 1/15/18  
 ACC: 4 Duke, 1/15/18

#### Blocked Shots

Career: 3 Wake Forest, 2/7/18  
 ACC: 3 Wake Forest, 2/7/18

#### Field Goals

Career: 9 2x, last vs. Louisville, 1/24/18  
 ACC: 9 Louisville, 1/24/18

#### Field-Goal Attempts

Career: 18 Louisville, 1/24/18  
 ACC: 18 Louisville, 1/24/18

#### Free Throws

Career: 6 2x, last vs. Wake, 2/7/18  
 ACC: 6 2x, last vs. Wake, 2/7/18

#### Free-Throw Attempts

Career: 7 Wake Forest, 2/7/18  
 ACC: 7 Wake Forest, 2/7/18

#### 3-Point Field Goals

Career: 5 2x, last vs. Duke, 1/15/18  
 ACC: 5 Duke, 1/15/18

#### 3-Point Field-Goal Attempts

Career: 9 Louisville, 1/24/18  
 ACC: 9 Louisville, 1/24/18

#### Minutes

Career: 41 at Florida State, 1/27/18  
 ACC: 41 at Florida State, 1/27/18

### 2017-18 GAME-BY-GAME

|                      | GS   | Min  | FG   | Pct | 3FG  | Pct | FT    | Pct   | O-D-T | Avg | PF | FO | A | TO | Blk | Stl | Pts  | Avg |
|----------------------|------|------|------|-----|------|-----|-------|-------|-------|-----|----|----|---|----|-----|-----|------|-----|
| Gardner-Webb         | 25   | 4-5  | .800 | 2-3 | .667 | 0-0 | .000  | 1-1-2 | 2.0   | 0   | 0  | 5  | 2 | 0  | 0   | 10  | 10.0 |     |
| Navy                 | 24   | 3-7  | .429 | 1-5 | .200 | 1-1 | 1.000 | 0-2-2 | 2.0   | 0   | 0  | 1  | 0 | 1  | 1   | 8   | 9.0  |     |
| Florida A&M          | 10   | 2-4  | .500 | 1-2 | .500 | 0-0 | .000  | 0-2-2 | 2.0   | 0   | 0  | 0  | 0 | 0  | 1   | 5   | 7.7  |     |
| vs. La Salle         | 27   | 2-8  | .250 | 0-4 | .000 | 1-2 | .500  | 1-1-2 | 2.0   | 0   | 0  | 2  | 0 | 0  | 2   | 5   | 7.0  |     |
| North Florida        | 22   | 2-5  | .400 | 0-1 | .000 | 3-4 | .750  | 0-1-1 | 1.8   | 3   | 0  | 1  | 0 | 0  | 1   | 7   | 7.0  |     |
| at Minnesota         | 19   | 2-8  | .250 | 1-5 | .200 | 1-2 | .500  | 0-2-2 | 1.8   | 1   | 0  | 1  | 0 | 0  | 1   | 6   | 6.8  |     |
| vs. Princeton        | 20   | 4-7  | .571 | 3-4 | .750 | 1-2 | .500  | 0-5-5 | 2.3   | 0   | 0  | 1  | 2 | 1  | 0   | 12  | 7.6  |     |
| Boston University    | * 28 | 9-15 | .600 | 5-7 | .714 | 3-3 | 1.000 | 0-7-7 | 2.9   | 2   | 0  | 2  | 4 | 0  | 0   | 26  | 9.9  |     |
| at George Washington | 27   | 6-14 | .429 | 1-7 | .143 | 0-2 | .000  | 2-3-5 | 3.1   | 3   | 0  | 3  | 1 | 1  | 1   | 13  | 10.2 |     |
| at Hawai'i           | 22   | 3-5  | .600 | 1-3 | .333 | 1-1 | 1.000 | 0-1-1 | 2.9   | 1   | 0  | 1  | 2 | 0  | 2   | 8   | 10.0 |     |
| vs New Mexico State  | 18   | 0-5  | .000 | 0-1 | .000 | 2-3 | .667  | 2-2-4 | 3.0   | 3   | 0  | 0  | 0 | 0  | 0   | 2   | 9.3  |     |
| vs Middle Tennessee  | 5    | 0-1  | .000 | 0-1 | .000 | 0-0 | .000  | 0-0-0 | 2.8   | 0   | 0  | 0  | 1 | 0  | 0   | 0   | 8.5  |     |
| at Pittsburgh        | 29   | 2-7  | .286 | 0-2 | .000 | 4-4 | 1.000 | 0-0-0 | 2.5   | 1   | 0  | 1  | 1 | 1  | 1   | 8   | 8.5  |     |
| at Georgia Tech      | 23   | 3-8  | .375 | 0-3 | .000 | 0-1 | .000  | 0-5-5 | 2.7   | 2   | 0  | 0  | 2 | 1  | 2   | 6   | 8.3  |     |
| Florida State        | * 15 | 2-5  | .400 | 1-3 | .333 | 0-0 | .000  | 0-0-0 | 2.5   | 1   | 0  | 0  | 3 | 0  | 1   | 5   | 8.1  |     |
| at Clemson           | * 29 | 6-16 | .375 | 1-6 | .167 | 3-5 | .600  | 3-4-7 | 2.8   | 2   | 0  | 1  | 0 | 1  | 1   | 16  | 8.6  |     |
| Duke                 | * 33 | 6-17 | .353 | 5-8 | .625 | 2-2 | 1.000 | 0-2-2 | 2.8   | 2   | 0  | 2  | 0 | 0  | 4   | 19  | 9.2  |     |
| at NC State          | 30   | 4-7  | .571 | 2-4 | .500 | 2-2 | 1.000 | 1-1-2 | 2.7   | 2   | 0  | 1  | 0 | 0  | 2   | 12  | 9.3  |     |
| Louisville           | * 40 | 9-18 | .500 | 4-9 | .444 | 3-3 | 1.000 | 0-4-4 | 2.8   | 3   | 0  | 3  | 1 | 1  | 2   | 25  | 10.2 |     |
| at Florida State     | * 41 | 8-15 | .533 | 4-8 | .500 | 3-4 | .750  | 1-3-4 | 2.9   | 5   | 1  | 5  | 1 | 1  | 0   | 23  | 10.8 |     |
| Pittsburgh           | * 37 | 4-10 | .400 | 2-8 | .250 | 6-6 | 1.000 | 0-5-5 | 3.0   | 1   | 0  | 3  | 2 | 0  | 0   | 16  | 11.0 |     |
| at Virginia Tech     | * 34 | 5-15 | .333 | 3-8 | .375 | 1-2 | .500  | 1-2-3 | 3.0   | 3   | 0  | 3  | 1 | 2  | 2   | 14  | 11.2 |     |
| Wake Forest          | * 36 | 5-11 | .455 | 3-7 | .429 | 6-7 | .857  | 1-2-3 | 3.0   | 2   | 0  | 4  | 2 | 3  | 0   | 19  | 11.5 |     |
| at Boston College    | * 20 | 2-9  | .222 | 0-5 | .000 | 2-2 | 1.000 | 0-0-0 | 2.8   | 4   | 0  | 2  | 1 | 0  | 1   | 6   | 11.3 |     |
| Virginia             | * 31 | 2-8  | .250 | 0-4 | .000 | 2-2 | 1.000 | 0-0-0 | 2.7   | 0   | 0  | 2  | 3 | 0  | 0   | 6   | 11.1 |     |
| Syracuse             | * 34 | 5-12 | .417 | 2-7 | .286 | 0-0 | .000  | 0-0-0 | 2.6   | 5   | 1  | 2  | 1 | 0  | 0   | 12  | 11.1 |     |
| at Notre Dame        |      |      |      |     |      |     |       |       |       |     |    |    |   |    |     |     |      |     |
| Boston College       |      |      |      |     |      |     |       |       |       |     |    |    |   |    |     |     |      |     |
| at North Carolina    |      |      |      |     |      |     |       |       |       |     |    |    |   |    |     |     |      |     |
| Virginia Tech        |      |      |      |     |      |     |       |       |       |     |    |    |   |    |     |     |      |     |

### CAREER STATISTICS

| Season  | GP | GS | Min. | Avg. | 3-Point |     |      | Free Throws |     |      | Rebounds |      |      | Scoring |    |    |      |    |     |     |      |      |    |     |      |
|---------|----|----|------|------|---------|-----|------|-------------|-----|------|----------|------|------|---------|----|----|------|----|-----|-----|------|------|----|-----|------|
|         |    |    |      |      | FG      | FGA | Pct. | FT          | FTA | Pct. | Off.     | Def. | Tot. | Avg.    | PF | FO | Ast. | TO | Blk | Stl | Pts. | Avg. |    |     |      |
| 2017-18 | 26 | 12 | 679  | 26.1 | 100     | 242 | .413 | 42          | 125 | .336 | 47       | 60   | .783 | 13      | 55 | 68 | 2.6  | 46 | 2   | 46  | 30   | 13   | 25 | 289 | 11.1 |



# 2017-18 MIAMI BASKETBALL ROSTER

## NUMERICAL ROSTER

| No. | Name                | Yr.   | Pos. | Ht.  | Wt. | Hometown/Previous School                             |
|-----|---------------------|-------|------|------|-----|--|
| 0   | Ja'Quan Newton      | Sr.   | G    | 6-3  | 191 | Philadelphia, Pa. / Neumann-Goretti HS               |
| 1   | Dejan Vasiljevic    | So.   | G    | 6-3  | 203 | Melbourne, Australia / Australian Institute of Sport |
| 2   | Chris Lykes         | Fr.   | G    | 5-7  | 161 | Mitchellville, Md. / Gonzaga College HS              |
| 3   | Anthony Lawrence II | Jr.   | G    | 6-7  | 210 | St. Petersburg, Fla. / Lakewood Senior HS            |
| 4   | Lonnie Walker IV    | Fr.   | G    | 6-5  | 204 | Reading, Pa. / Reading HS                            |
| 5   | Mike Robinson       | Sr.   | G    | 5-10 | 170 | New Britain, Conn. / New Britain HS                  |
| 10  | Miles Wilson^       | So.   | G    | 6-5  | 198 | Baltimore, Md. / Mount St. Mary's                    |
| 11  | Bruce Brown Jr.     | So.   | G    | 6-5  | 205 | Boston, Mass. / Vermont Academy                      |
| 14  | Rodney Miller Jr.   | So.   | C    | 7-0  | 255 | Laurelton, N.Y. / Oak Hill Academy                   |
| 15  | Ebuka Izundu        | Jr.   | C    | 6-10 | 235 | Charlotte, N.C. / Victory Christian Center / Nigeria |
| 20  | Dewan Huell         | So.   | F    | 6-11 | 236 | Miami, Fla. / Miami Norland HS                       |
| 21  | Sam Waardenburg     | R-Fr. | F    | 6-10 | 217 | Henderson, New Zealand / Rangitoto College           |
| 22  | Deng Gak#           | Fr.   | F    | 6-10 | 195 | Sydney, Australia / Blair Academy (N.J.)             |
| 35  | Chris Stowell       | Sr.   | F    | 6-6  | 208 | Exeter, N.H. / Tilton School (N.H.) / Exeter HS      |

## ALPHABETICAL ROSTER

| No. | Name                | Yr.   | Pos. | Ht.  | Wt. | Hometown/Previous School                             |
|-----|---------------------|-------|------|------|-----|--|
| 11  | Bruce Brown Jr.     | So.   | G    | 6-5  | 205 | Boston, Mass. / Vermont Academy                      |
| 22  | Deng Gak#           | Fr.   | F    | 6-10 | 195 | Sydney, Australia / Blair Academy (N.J.)             |
| 20  | Dewan Huell         | So.   | F    | 6-11 | 236 | Miami, Fla. / Miami Norland HS                       |
| 15  | Ebuka Izundu        | Jr.   | C    | 6-10 | 235 | Charlotte, N.C. / Victory Christian Center / Nigeria |
| 3   | Anthony Lawrence II | Jr.   | G    | 6-7  | 210 | St. Petersburg, Fla. / Lakewood Senior HS            |
| 2   | Chris Lykes         | Fr.   | G    | 5-7  | 161 | Mitchellville, Md. / Gonzaga College HS              |
| 14  | Rodney Miller Jr.   | So.   | C    | 7-0  | 255 | Laurelton, N.Y. / Oak Hill Academy                   |
| 0   | Ja'Quan Newton      | Sr.   | G    | 6-3  | 191 | Philadelphia, Pa. / Neumann-Goretti HS               |
| 5   | Mike Robinson       | Sr.   | G    | 5-10 | 170 | New Britain, Conn. / New Britain HS                  |
| 35  | Chris Stowell       | Sr.   | F    | 6-6  | 208 | Exeter, N.H. / Tilton School (N.H.) / Exeter HS      |
| 1   | Dejan Vasiljevic    | So.   | G    | 6-3  | 203 | Melbourne, Australia / Australian Institute of Sport |
| 21  | Sam Waardenburg     | R-Fr. | F    | 6-10 | 217 | Henderson, New Zealand / Rangitoto College           |
| 4   | Lonnie Walker IV    | Fr.   | G    | 6-5  | 204 | Reading, Pa. / Reading HS                            |
| 10  | Miles Wilson^       | So.   | G    | 6-5  | 198 | Baltimore, Md. / Mount St. Mary's                    |

^ sitting out 2017-18 season per NCAA transfer regulations

# redshirting 2017-18 season

**Head Coach:** Jim Larrañaga, Providence '71, seventh season

**Associate Head Coach:** Chris Caputo, Westfield State (Mass.) '02, seventh season

**Assistant Coach:** Jamal Brunt, Randolph-Macon '03, third season

**Assistant Coach:** Adam Fisher, Penn State '06, '09, third season

**Director of Operations:** Lamont Franklin, UNC Wilmington '97, first season

**Strength & Conditioning Coach:** Steve Felde, Concordia University (Wis.) '03

**Associate Athletic Trainer:** Javier Jimenez, Temple '06

**Associate Director of Operations:** Jeff Dyer, Delaware '14

**Player Development Assistant:** Chaiison Allen, Northeastern '11

## PRONUNCIATION GUIDE

Dewan Huell ..... Duh-WAHN HUE-ull  
 Ebuka Izundu ..... ee-BOO-kuh ee-ZOON-du  
 Ja'Quan Newton ..... Juh-QUAN  
 Chris Stowell ..... Stole  
 Dejan Vasiljevic ..... DAY-on Vass-EE-luh-vitch

HC Jim Larrañaga ..... LARE-uh-NAY-guh  
 AC Chris Caputo ..... Cuh-POO-toe  
 SC Steve Felde ..... FELL-dee  
 AT Javier Jimenez ..... Hah-VEE-air Him-EN-ez

## CLASS BREAKDOWN

### FRESHMEN (4)

Deng Gak  
 Chris Lykes  
 Sam Waardenburg\*  
 Lonnie Walker IV  
 \* - Redshirt

### SOPHOMORES (5)

Bruce Brown Jr.  
 Dewan Huell  
 Rodney Miller Jr.  
 Dejan "DJ" Vasiljevic  
 Miles Wilson

### JUNIORS (2)

Ebuka Izundu  
 Anthony Lawrence II

### SENIORS (3)

Ja'Quan Newton  
 Mike Robinson  
 Chris Stowell

## GEOGRAPHIC BREAKDOWN

### UNITED STATES

**Connecticut**  
 Mike Robinson

### Florida

Dewan Huell  
 Anthony Lawrence II

### Maryland

Chris Lykes  
 Miles Wilson

### Massachusetts

Bruce Brown Jr.

### New Hampshire

Chris Stowell

### New York

Rodney Miller Jr.

### Pennsylvania

Ja'Quan Newton  
 Lonnie Walker IV

## INTERNATIONAL

### Australia

Dejan Vasiljevic  
 Deng Gak

### New Zealand

Sam Waardenburg

### Nigeria

Ebuka Izundu





# TV/RADIO ROSTER



**0 JA'QUAN NEWTON**  
Senior • G • 6-3 • 191  
Philadelphia, Pa.



**1 DEJAN (DJ) VASILJEVIC**  
Soph. • G • 6-3 • 203  
Melbourne, Australia



**2 CHRIS LYKES**  
Freshman • G • 5-7 • 161  
Mitchellville, Md.




**3 ANTHONY LAWRENCE II**  
Junior • G • 6-7 • 210  
St. Petersburg, Fla.



**4 LONNIE WALKER IV**  
Freshman • G • 6-4 • 204  
Reading, Pa.



**5 MIKE ROBINSON**  
Senior • G • 5-10 •  
New Britain, Conn.



**10 MILES WILSON**  
Soph. • G • 6-5 • 198  
Baltimore, Md.




**11 BRUCE BROWN JR.**  
Soph. • G • 6-5 • 205  
Boston, Mass.



**14 RODNEY MILLER JR.**  
Soph. • C • 7-0 • 255  
Laurelton, N.Y.



**15 EBUKA IZUNDU**  
Junior • C • 6-10 • 235  
Charlotte, N.C.




**20 DEWAN HUELL**  
Soph. • C • 6-11 • 236  
Miami, Fla.



**21 SAM WAARDENBURG**  
R-Freshman • F • 6-10 • 217  
Henderson, New Zealand



**22 DENG GAK**  
Freshman • F • 6-10 • 195  
Sydney, Australia



**35 CHRIS STOWELL**  
Senior • F • 6-6 • 208  
Exeter, N.H.




**JIM LARRAÑAGA**  
Head Coach



**CHRIS CAPUTO**  
Associate Head Coach



**JAMAL BRUNT**  
Assistant Coach



**ADAM FISHER**  
Assistant Coach