



WAKE FOREST

DEMON DEACON BASKETBALL

MARCH 8, 2014
BANKUNITED CENTER
CORAL GABLES, FL
#GoDeacs

WAKE FOREST (16-14, 6-11) // MIAMI (15-15, 6-11)

// THE TEAMS //

**WAKE FOREST
DEMON DEACONS**

**MIAMI
HURRICANES**



@TieDyeNation

@CanesHoops

// THE NUMBERS //

	Wake Forest		Miami
Record	16-14	Record	15-15
ACC	6-11	ACC	6-11
Home	14-4	Home	7-8
Away	1-8	Away	7-6
Scoring Offense	70.3	Scoring Offense	61.5
Scoring Defense	70.6	Scoring Defense	59.6
FG Percentage	.450	FG Percentage	.417
3-Pt Percentage	.320	3-Pt Percentage	.327
FT Percentage	.646	FT Percentage	.679
3-Pt Per Game	4.9	3-Pt Per Game	5.7
Rebounding	35.4	Rebounding	34.5
Rebound Margin	-0.9	Rebound Margin	+1.5
Assists	13.5	Assists	10.4
Turnovers	12.4	Turnovers	10.0
Turnover Margin	-0.8	Turnover Margin	+0.1
Steals	5.6	Steals	5.0
Blocks	4.2	Blocks	3.8

// THE SERIES //

SERIES HISTORY

Overall:Wake leads 9-6 (since 1939-40)
At Wake Forest:7-1 (6-1 at LJVM Coliseum)
At Miami:2-4 (2-4 at BankUnited)
At ACC Tournament:0-1

RECENT SERIES RESULTS

Date	Site	W/L	Score
2.23.13	H	W	80-65
2.18.12	A	L	56-74
2.9.11	H	L	73-74
3.11.10	ACCT	L	62-83
2.2.10	H	W	62-53

// THE COVERAGE //

TELEVISION

RSN & ESPN3
 Play-by-Play: Wes Durham
 Color Analyst: Cory Alexander



RADIO

Wake Forest Sports Network
 Play-by-Play: Stan Cotten
 Color Analyst: Mark Freidinger
WakeForestSports.com
 Live audio stream of broadcast



ONLINE

Twitter // @TieDyeNation

Live updates with stats & notes

Facebook // fb.com/WakeForestSports

In-game updates and photos

YouTube // WakeForestAthletics

Postgame highlights and interviews

WakeForestSports.com

Complete coverage of Wake Forest basketball



WAKE FOREST WRAPS UP REGULAR SEASON AT MIAMI

- Wake Forest will wrap up the regular season on the road, playing at Miami on Saturday afternoon in Coral Gables in the teams' first meeting of the year.
- Tip-off is scheduled for 2 p.m. at the BankUnited Center. The game will be broadcast on the ACC's regional sports networks and online on ESPN3. It can also be heard on the Wake Forest IMG Sports Network.

LAST TIME OUT

- Wake Forest is coming off an 82-72 upset of No. 4-ranked Duke on Wednesday in Winston-Salem. The Deacons erased a seven-point deficit late in the game with a decisive 17-0 run.
- Five Deacons scored in double figures led by a career-high 20 points from Tyler Cavanaugh. He was joined by Travis McKie (19), Codi Miller-McIntyre (13), Coron Williams (12) and Arnaud William Adala Moto (12).
- Miller-McIntyre dished out a game-high eight assists, his second-highest total of the ACC season.
- Cavanaugh was the first Deacon since the 2010-11 season to score 20 points off the bench.
- The Deacons held Duke to 22 percent (6-of-27) shooting from behind the arc. The Blue Devils had entered the game shooting 40 percent from 3-point range.
- Wake Forest led Duke 36-33 at halftime, only the second time that the Blue Devils have trailed at the half this season (Feb. 1 at Syracuse).
- Wake Forest sent McKie and Williams out right on their Senior Night. McKie had 19 points, four rebounds, and one assist while Williams dropped 12 points, including two 3-pointers.

WAKE FOREST STORYLINES

- Wake Forest can clinch the No. 10 seed in next week's ACC Tournament with a win at Miami. With a loss, the Deacons will be either the No. 11 or No. 12 seed.
- With Wednesday's win over Duke, Wake Forest completed its first home sweep of its in-state rivals Duke, North Carolina and NC State since the 2008-09 season.
- Coron Williams ranks 16th on the school's single-season 3-point field goal list with 59. He is trying to become the first Deacon with 60 3-pointers in a season since Justin Gray in 2006.
- Travis McKie needs five rebounds to move into 10th on Wake Forest's career rebounding list. He enters the game with 809 career rebounds.

SERIES HISTORY

- Wake Forest leads the all-time series with Miami 9-6. The Deacons won the teams' only meeting last season, upsetting No. 2-ranked Miami 80-65 in Winston-Salem to hand the eventual ACC champion Hurricanes their first conference loss of the year.
- Wake Forest is 7-6 against Miami since the Hurricanes joined the ACC in 2004-05. The Deacons went 2-0 vs. the Canes in non-conference action with games during the 1939-40 season and 1990-91 campaign.

NEXT UP...

- The 61st annual ACC Tournament begins on Wednesday, Mar. 12, at the Greensboro Coliseum in Greensboro, N.C. The official bracket and seedings will be announced by the league office on Sunday, Mar. 9.

// THE SCHEDULE //

NOVEMBER

1	BREVARD (Exhibition)	W, 93-66
8	COLGATE (ESPN3)	W, 89-78
12	VMI ^ (ESPN3)	W, 98-71
15	PRESBYTERIAN (ESPN3)	W, 69-48
18	JACKSONVILLE (ESPN3)	W, 90-83
21	THE CITADEL (ESPN3)	W, 82-54
28	vs. #2 Kansas % (AXS TV)	L, 78-87
29	vs. USC % (AXS TV)	W, 77-63
30	vs. Tennessee % (AXS TV)	L, 63-82

DECEMBER

4	TULANE (ESPN3)	W, 72-57
7	RICHMOND (ESPN3)	W, 76-66 (ot)
17	ST. BONAVENTURE (ESPN3)	W, 77-62
21	UNCG (ESPN3)	W, 59-51
28	at Xavier ** (FOX1)	L, 53-68

JANUARY

5	#19 N. CAROLINA (ESPNU)	W, 73-67
8	at Virginia (RSN)	L, 51-74
11	at Pittsburgh (ACC Network)	L, 65-80
15	NC STATE (ACC Network)	W, 70-69
18	at Clemson (ACC Network)	L, 53-61
22	at Virginia Tech (RSN)	W, 83-77
25	NOTRE DAME (ACC Network)	W, 65-58
29	#2 SYRACUSE (RSN)	L, 57-67

FEBRUARY

1	GEORGIA TECH (RSN)	L, 70-79
4	at #11 Duke (ESPNU)	L, 63-83
11	at NC State (ESPNU)	L, 67-82
15	FLORIDA STATE (RSN)	L, 60-67
18	at Maryland (RSN)	L, 60-71
22	at North Carolina (ACC Network)	L, 72-105
25	CLEMSON (RSN)	W, 62-57

MARCH

1	BOSTON COLLEGE (RSN)	L, 72-80
5	#4 DUKE (ESPN2)	W, 82-72
8	at Miami (RSN)	2:00
12-16 ACC Tournament (Greensboro, N.C.)		

^ - Lawrence Joel Veterans Memorial Classic

% - Battle 4 Atlantis (Paradise Island, Bahamas)

** - Skip Prosser Classic

WAKE FOREST'S PROJECTED STARTING LINEUP

G	G	F	F	F
0	13	30	45	2
CODI MILLER-McINTYRE SOPHOMORE • CONCORD, NC	CORON WILLIAMS GRADUATE • MIDLOTHIAN, VA	TRAVIS MCKIE SENIOR • RICHMOND, VA	A. W. ADALA MOTO SOPHOMORE • YAOUNDE, CAM.	DEVIN THOMAS SOPHOMORE • HARRISBURG, PA
PPG RPG APG MPG	PPG RPG 3PG MPG	PPG RPG BLK MPG	PPG RPG FG MPG	PPG RPG FG MPG
13.3 3.0 4.1 32.2	9.3 2.2 2.0 24.7	11.4 4.3 21 29.4	6.7 5.3 .452 19.0	11.2 7.7 .544 28.1

WAKE THE DEMONS

DEMON DEACON BASKETBALL

WAKE FOREST ATHLETIC COMMUNICATIONS / MEDIA POLICIES



ACC COACHES WEEKLY TELECONFERENCE

The 15 ACC basketball head coaches will be featured on a weekly teleconference each Monday beginning at 10:30 a.m. The teleconferences will begin on Jan. 6, 2014, and conclude on March 10, 2014. Each coach will have 10 minutes to answer questions.

Wake Forest's Jeff Bzdelik will be featured on the teleconference at 11 a.m. for each call.

The complete weekly order of coaches will vary depending on Monday night games.

There will be an instant replay of the teleconference on the ACC's website, theACC.com, each Monday afternoon. Contact the ACC Media Relations Office (336-851-6062) or Scott Wortman in the Wake Forest Athletic Communications Office to obtain the phone number and coaches order.

THE JEFF BZDELIK SHOW

Every Thursday (team schedule permitting) from 7-8 p.m., Wake Forest head coach Jeff Bzdelik and the Voice of the Deacons, Stan Cotten, host The Jeff Bzdelik Show. The one hour-long show originates from the IMG College Studios in Winston-Salem. The show airs locally on 98.1 WBRF-FM and on the Internet at WakeForestSports.com.

BZDELIK SHOW RADIO NETWORK AFFILIATES

Galax, VA; Triad	WBRF-FM	98.1
Rocky Mount	WRMT-AM	1490
Statesville	WSIC-AM	1400
Winston-Salem	WEGO-AM	980

FOLLOW THE DEACONS

Name	Account
Official Athletics	@DemonDeacons
Official Basketball	@TieDyeNation
Adala Moto	@awamotoo
Cavanaugh	@tycav34
Jones	@PrimeTime12_
McClinton	@gfroshmc
Miller-McIntyre	@CMM_OnTheRise
Overton	@MilesOverton
Rountree III	@DeaconTREE33
Thomas	@dthomas_2
Washington	@NBDre31
Battle	@WFUcoachB
Childress	@r22childress
LaRue	@Rusty_LaRue
Official Hashtag	#GoDeacs

MEDIA CREDENTIALS

Media credentials for Wake Forest home games should be requested by contacting Scott Wortman in the Wake Forest Athletic Communications Office. Please make your requests in writing or via email, at least 48 hours prior to tip-off.

Priority is given to daily newspapers, radio/TV sports directors and other media who cover Wake Forest and its opponents on a regular basis, in addition to national print and electronic media. Spouses, non-workers and anyone 16 years-of-age or younger are not permitted in any working media area.

Credentials will not be mailed if credential request is received one week or less prior to the game. Credentials can be shipped overnight if a FedEx shipping number is provided.

WILL CALL/MEDIA ENTRANCE

The media entrance to Joel Coliseum is located at the rear of the facility in close proximity to the media parking area. Media members can enter here and follow the hallway to the media workroom. This also serves as the primary exit for media staying to file stories.

The main media parking lot is located off of Deacon Boulevard in the Deacon Tower Lot. Only media with valid parking passes will be allowed to park in this area.

There is a "will call" desk for media credentials located at the media entrance.

MEDIA SEATING

Media will be assigned seats at the press row tables along the visitors' baseline or in the five rows of seating in Section 113. Please check the media seating assignments posted in the media workroom.

MEDIA SERVICES

Pre-game statistics, game notes and roster cards are provided prior to tip-off. Final stats, play-by-play, postgame quotes will be available in the media workroom.

Statistical monitors will be provided for live TV and the home and visiting team radio crews.

Live stats can also be accessed by the media via the Internet. See a member of the Wake Forest Athletic Communications staff for the web address.

Wireless internet access is available in the media workroom and on press row. For user name and password information, check the posted signs in the workroom or ask a member of the Wake Forest Athletic Communications staff.

POSTGAME INTERVIEWS

Head Coaches: Both head coaches will appear in the postgame interview room following brief cool-down periods. In most cases, the visiting head coach will appear first, followed by Wake Forest head coach Jeff Bzdelik.

Wake Forest Players: Requested players will be available in the postgame interview room following both head coaches' press conferences. The Wake Forest locker room is closed to the media.

Opponent Players: Please see the visiting SID. If that team's locker room is closed to the media, interviews are usually held outside in the hallway near the entrance to the visitors' locker room.

WAKE FOREST ATHLETIC COMMUNICATIONS

Director (Basketball Contact).....	Scott Wortman
Email	wortmasm@wfu.edu
Office	(336) 758-6099
Cell	(419) 203-4229
Assistant Director (Secondary Contact)	Alex Botoman
Email	botomaam@wfu.edu
Office	(336) 758-4196
Cell	(404) 202-3571
Administrative Coordinator (Credentials)	Emily Richey
Email	richeyem@wfu.edu
Associate AD/Athletic Communications	Steve Shutt
Assistant Director	Gary Petit
Assistant Director	Nick Sebesta
Athletic Communications Coordinator	Teresa Braeckel
Press Row Phone	(336) 758-2350
Mailing/Shipping Address	519 Deacon Blvd
.....	Winston-Salem, NC 27105
Phone	(336) 758-5640
Fax	(336) 758-5140
Website	WakeForestSports.com

PHOTOGRAPHERS

Photographers are restricted to either baseline area and are not permitted along courtside during game activity. Photographers will be assigned areas on the baseline.

COVERING PRACTICE

Media members who want to cover practice sessions in the Miller Center and/or in the LJVM Coliseum are asked to contact Scott Wortman at least 24 hours in advance. Practices are closed to the general public, except for invited guests.

MID-WEEK INTERVIEWS

All interviews with head coach Jeff Bzdelik and/or Demon Deacon players should be arranged through Scott Wortman in the Athletic Communications Office. Interview requests should be made at least 24 hours in advance.

Interviews will be arranged to accommodate players' academic and basketball schedules. Players will not do interviews on gameday, except for postgame interviews.

WAKEFORESTSPOrts.COM

Updated statistics, game notes and complete student-athlete and coaching staff biographies for Wake Forest basketball, as well as all other Demon Deacon varsity sports, are available on the Wake Forest Athletics homepage.

Fans can also access live radio broadcasts, live up-to-the-second statistics, on-demand video and ticket information.

SOCIAL MEDIA

For instant updates on Wake Forest basketball, follow the program's official Twitter account @TieDyeNation. For complete coverage of the Deacons, follow @DemonDeacons on Twitter. "Like" Wake Forest Sports on Facebook or subscribe to the Wake Forest Athletics channel on YouTube.

WAKE FOREST'S TENTATIVE WEEKLY SCHEDULE

7 - Friday	8 - Saturday	9 - Sunday	10 - Monday	11 - Tuesday	12 - Wednesday	13 - Thursday
Practice	Game	Off Day	Practice	Practice	Game	Game
Coral Gables, Fla. 12:30 p.m.	at Miami 2:00 p.m.		Miller Center 1:00 p.m.	at G'boro Colis. TBD	ACC Tourney TBD	ACC Tourney TBD

DEMON DEACON BASKETBALL

LAST TIME OUT

Behind a 17-0 run in the final five minutes and a career-high 20 points from Tyler Cavanaugh, Wake Forest stunned No. 4 Duke 82-72 on Wednesday evening at the LJV Coliseum.

Trailing 66-59 with 5:20 left, Devin Thomas and Travis McKie sunk two free throws apiece to begin the Deacons' decisive run. Consecutive buckets from Tyler Cavanaugh gave Wake Forest a 67-66 lead it would not relinquish.

Duke went cold during Wake Forest's 17-0 run, coming away empty on 11 consecutive possessions.

The Blue Devils' leading scorer Jabari Parker headed to the bench with his fourth foul with 5:09 left, and the Deacons capitalized with their big run. By the time Parker reentered the game, the Deacons had a stranglehold on the momentum.

Five Deacons scored in double figures led by a career-high 20 points from Cavanaugh. He was joined by McKie (19), Codi Miller-McIntyre (13), Coron Williams (12) and Arnaud William Adala Moto (12).

Cavanaugh went 10-for-12 at the free throw line to become the first Deacon since the 2010-11 season to score 20 points off the bench.

Miller-McIntyre dished out a game-high eight assists, his second-highest total of the ACC season, while Devin Thomas pulled down eight rebounds to lead the team.

The Deacons held Duke to 22 percent (6-of-27) shooting from behind the arc. The Blue Devils had entered the game shooting 40 percent from 3-point range.

Wake Forest led Duke 36-33 at halftime, only the second time that the Blue Devils have trailed at the half this season (Feb. 1 at Syracuse).

Wake Forest sent McKie and Williams out right on their Senior Night. McKie had 19 points, four rebounds, and one assist while Williams had 12 points, including two 3-pointers.

DEACONS GET ANOTHER WIN OVER RANKED FOE

Wake Forest posted its second win over a ranked team and its fourth in the past two seasons with Wednesday's 82-72 defeat of No. 4 Duke.

The Deacons downed No. 19-ranked North Carolina in January. Wake Forest also posted wins over No. 2 Miami and No. 18 NC State last season.

Wake Forest is 2-3 against ranked opponents this season after finishing 2-3 a year ago as well.

The Deacons have won four of their last six home games against ranked teams

McKIE ON PACE FOR RARE FEAT

Travis McKie and Georgia Tech's Daniel Miller are on pace to become only the ninth and 10th players in ACC history to start all of their team's games over a four-year career.

McKie has started 124 straight games, while Miller is on a 123-game streak. McKie is on pace to challenge Tim Duncan (127) for the most career starts at Wake Forest.

FOUR-YEAR ACC STARTERS

Player, School	Years	Games
Tommy Amaker, Duke	1984-87	138
Trevor Booker, Clemson	2007-10	134
Mark Alarie, Duke	1983-86	133
Johnny Dawkins, Duke	1983-86	133
Keith Booth, Maryland	1994-97	126
Mark Price, Georgia Tech	1983-86	126
Travis McKie, Wake Forest	2011-14	124
Daniel Miller, Georgia Tech	2001-14	123
Greg Buckner, Clemson	1995-98	122
Tree Rollins, Clemson	1974-77	110

CODI PUTTING TOGETHER ALL-ACC CAMPAIGN

Codi Miller-McIntyre has been putting together an All-ACC caliber year, averaging 13.3 points and 4.1 assists per game while shooting 44 percent from the field.

He even has a signature moment for his All-ACC campaign with his game-winner vs. NC State on Jan. 15.

Among the ACC leaders, he ranks seventh in assists, ninth in assist/turnover ratio (1.97) and 19th in scoring.

The Concord, N.C. native's assist-to-turnover ratio is a great improvement upon last season's ratio of 1.37.

Miller-McIntyre leads the team in both scoring and assists and is trying to become the first Deacon to accomplish the feat since Jeff Teague in 2008-09.

Miller-McIntyre has scored 20+ points nine times this season, including a career-high 26 points twice: vs. Kansas, when he had 20 in the second half alone; vs. Richmond, when he had 21 points after halftime including nine in OT.

Miller-McIntyre has stepped in to replace the production of graduated guard C.J. Harris, who led the team in scoring each of the previous two seasons.

THOMAS AMONG ACC'S BEST BIG MEN

Devin Thomas has been one of the ACC's best big men this season, ranking fourth in the league in rebounding (7.7 rpg).

The sophomore southpaw is averaging 11.2 points as the team's third-leading scorer. Thomas leads the Deacons in rebounding and field goal percentage (54%) and ranks second in blocks, third in assists and fifth in steals.

Thomas would lead the ACC in field goal percentage but just misses the threshold of five made field goals per game.

Thomas went 10-for-11 from the field in the win over Notre Dame, making his first 10 attempts, to finish with 21 points--his third 20-point performance of the season.

Thomas has posted five double-doubles and six 10-rebound games on the season, including a career-high 19 boards against Richmond.

In Wake Forest's 16 wins this season, Thomas is averaging 12.4 points and 9.6 rebounds while shooting 59 percent from the field. In the team's 14 losses, Thomas is averaging 9.7 points and 5.5 rebounds and shooting 48 percent.

STAT STUFFER McKIE HEATING UP

Two-time All-ACC forward Travis McKie has been playing well after enduring one of the worst slumps of his career.

He has scored in double figures in nine of the past 12 games since Jan. 22.

Prior to the Feb. 4 game at Duke, McKie averaged 19.0 points while going 11-for-26 from 3-point range and 29-for-30 from the free throw line over a four-game stretch.

In the four games prior to this stretch, McKie averaged 3.8 points and 2.5 rebounds, going 1-for-12 from beyond the arc.

McKie was named the ACC Co-Player of the Week on Jan. 27 after averaging 19.0 points in leading Wake Forest to wins over Virginia Tech and Notre Dame.

McKie scored a career-high 26 points in the loss to Georgia Tech, going 6-for-10 from the field, 3-for-6 from 3-point range, and 11-for-11 at the line.

On the season, McKie is averaging 11.4 points overall as the team's second-leading scorer. He leads the team in conference play with 12.2 points per game.

CAVANAUGH GAINING CONFIDENCE

Despite being a part-time starter last season and starting each of the first 22 games this year, sophomore forward Tyler Cavanaugh has flown under the radar for the Deacons.

Cavanaugh's cover might have been blown after he came



CAREER GAMES PLAYED/STARTED

	GP	GS
Arnaud William Adala Moto	61	27
Duke Antonelli	6	0
Tyler Cavanaugh	61	28
Daniel Green	27	0
Madison Jones	61	27
Greg McClinton	0	0
Travis McKie	124	124
Codi Miller-McIntyre	59	57
Doug Niedrich	7	0
Grant O'Brien	6	0
Miles Overton	26	0
Stephen Prendergast	3	0
Aaron Rountree III	59	0
Devin Thomas	61	60
Trent VanHorn	4	0
Andre Washington	44	1
Coron Williams	137*	91*

*107/81 gp/gs at Robert Morris.

GAMES STARTED STREAKS

	Current	Career Long
Arnaud William Adala Moto	8	10
Tyler Cavanaugh	0	22
Madison Jones	0	11
Travis McKie	124	124
Codi Miller-McIntyre	6	28
Devin Thomas	20	41
Andre Washington	0	1
Coron Williams	3	70*

*Games started at Robert Morris.

RECORDS VS. CONFERENCES

Conference	All-Time	13-14
ACC	577-755	6-11
Atlantic 10	78-54	2-0
Atlantic Sun	19-2	1-0
Big East	21-28	0-1
Big South	68-8	2-0
Big 12	13-12	0-1
Conference USA	26-5	1-0
Pac-12	11-12	1-0
Patriot League	25-7	1-0
SEC	79-59	0-1
Southern Conference	168-40	2-0
America East	2-0	--
American Athletic	20-23	--
Big 10	18-17	--
Big Sky	0-0	--
Big West	3-0	--
Colonial Athletic Assoc.	51-14	--
Great West	0-0	--
Horizon League	2-1	--
Independents	1-0	--
Ivy League	15-5	--
MAC	4-1	--
MAAC	13-5	--
MEAC	17-0	--
Missouri Valley	3-3	--
Mountain West	8-3	--
Northeast	17-0	--
Ohio Valley	3-0	--
Southland	1-0	--
Summit	0-0	--
Sun Belt	1-0	--
SWAC	1-0	--
West Coast	8-3	--
WAC	1-0	--

*Records reflect games played against current members of each conference.

DEMON DEACON BASKETBALL



NATIONAL POLLS

ASSOCIATED PRESS (MAR. 3)

School	Rec	Pts	Prev
1. Florida (46)	27-2	1606	1
2. Wichita St. (14)	31-0	1555	2
3. Arizona (5)	27-2	1514	3
4. Duke	23-6	1364	6
5. Virginia	25-5	1304	12
6. Villanova	26-3	1292	8
7. Syracuse	26-3	1240	4
8. Kansas	22-7	1200	5
9. Wisconsin	24-5	1075	14
10. San Diego State	25-3	995	13
11. Louisville	24-5	959	7
12. Michigan	21-7	899	16
13. Creighton	23-5	892	9
14. North Carolina	22-7	755	19
15. Cincinnati	24-5	737	11
16. Iowa State	22-6	613	15
17. Saint Louis	25-4	539	10
18. SMU	23-6	427	23
19. Connecticut	23-6	423	NR
20. Memphis	22-7	364	21
21. New Mexico	23-5	338	25
22. Michigan State	22-7	322	18
23. Oklahoma	21-8	183	NR
24. Iowa	20-9	94	20
25. Kentucky	21-8	92	17

Opponents Receiving Votes: Pittsburgh 2, Xavier 2.

COACHES (MAR. 3)

School	Rec	Pts	Prev
1. Florida (25)	27-2	793	1
2. Wichita St. (7)	31-0	769	2
3. Arizona	27-2	741	3
4. Duke	23-6	672	7
5. Virginia	25-5	656	11
6. Villanova	26-3	647	9
7. Syracuse	26-3	563	5
8. Kansas	22-7	559	6
9. Louisville	24-5	548	4
10. San Diego State	25-3	511	13
11. Wisconsin	24-5	489	14
12. Michigan	21-7	455	16
13. Creighton	23-5	411	10
14. North Carolina	23-7	352	21
15. Cincinnati	24-5	351	12
16. Saint Louis	25-4	293	8
17. Iowa State	22-6	277	17
18. SMU	23-6	185	24
19. Connecticut	23-6	170	NR
20. Memphis	22-7	160	22
21. New Mexico	23-5	146	NR
22. Michigan State	22-7	143	18
23. Oklahoma	21-8	123	25
24. Kentucky	21-8	106	15
25. Iowa	20-9	86	19

Opponents Receiving Votes: Pittsburgh 7.

off the bench for a career-high 20 points in the Deacons' upset of No. 4-ranked Duke on Wednesday.

On the year, Cavanaugh is averaging 9.2 points and 4.1 rebounds per game. He has scored in double figures in 14 games this season after doing so in just three games last year.

Cavanaugh is shooting 42 percent (81-of-191) from the field this season, which is an improvement from last year's 32 percent shooting mark.

He is one of the ACC's best free throw shooters at 80 percent (96-of-120). In ACC games, Cavanaugh has gone 59-for-69 for 86 percent at the line to rank third in the league.

Cavanaugh's improvement this season has been largely attributed to his hard work over the offseason when he decreased his body fat while maintaining the same weight. The Dewitt, N.Y. native spent a good part of his summer working out individually at the Syracuse practice facility.

COLD-BLOODED CORON

Graduate transfer Coron Williams is the team's fourth-leading scorer with 9.3 points per game and is a candidate for the ACC's 6th Man of the Year Award. The 3-point threat has shot 39 percent (59-of-157) from long range.

A fifth-year transfer from Robert Morris, Williams has turned in the most prolific 3-point shooting stretch at Wake Forest since Justin Gray was lighting it up from deep in 2005-06.

Williams is the first Deacon since Gray's senior season in 2005-06 to rank among the ACC leaders in 3-point percentage and 3-point field goals (2.0, t-10th).

A part-time starter, Williams has scored in double figures in 16 games this season, the fourth-highest total on the team.

Williams has been the Deacons' best bench scorer this year, averaging 10.3 points when coming off the bench.

Williams has hit multiple 3-pointers in 20 games this season, including nine straight during non-conference play.

The Midlothian, Va. native was a prolific 3-point shooter for Robert Morris, connecting on 42.3 percent (210-of-497) of his shots from beyond the arc to help the Colonials to 50 combined wins over the previous two seasons.

Williams is a 1,000-point scorer, amassing 1,230 points between RMU (952) and Wake Forest (278). Williams' combined total would rank eighth among active ACC players.

CAREFUL CORON

While Coron Williams' shooting exploits have been outstanding, his most impressive feat this season could be his ability to minimize mistakes.

Williams has just 10 turnovers in 741 minutes, including six turnovers in 422 minutes of conference play. His minutes/turnover ratio is 74.1.

Williams was turnover-free in the Deacons' first nine ACC games before committing three in the first half at Duke. Williams had played 221 turnover-free minutes in league games entering the Duke game. Williams' three turnovers at Duke marks his only multi-turnover game in a Wake Forest uniform.

TOP 10 MOTO

The improvement in Arnaud William Adala Moto's game has been evident over the past two months.

In conference play, Adala Moto has averaged 8.2 points and 5.2 rebounds while shooting 50 percent from the field and 73 percent at the line. He has shown a face-up game with a nice shooting touch in the paint.

Adala Moto's biggest improvement might be at the free throw line. During non-conference play, Adala Moto went 10-for-23 for 43.5 percent at the line. He has since gone 51-for-70 for 73 percent during conference play.

He went 11-for-14 at the line in the Jan. 15 win over NC State and finished with his first career double-double of 15 points and 11 rebounds.

Adala Moto posted his second career double-double with 10 points and a game-high 10 rebounds at Duke.

Adala Moto made SportsCenter's Top 10 Plays in consecutive weeks last month. He had a monster putback dunk at Virginia Tech and another big slam against Syracuse.

In 30 games this season, Adala Moto is averaging 6.7 points and 5.3 rebounds in 19 minutes per game. He has started the past eight games after starting 19 games as a freshman.

DEACONS GETTING TO THE LINE

One of Wake Forest's strengths this season has been its ability to get to the free throw line. The Deacons currently lead the ACC and rank 21st in the country in free throw rate (50.7 percent), which measures how often a team gets to the line.

Wake Forest leads the ACC with 809 free throw attempts on the season, an average of 27 per game. The Deacons are averaging 17 points per game at the line.

Last season, Wake Forest led the conference and ranked 21st nationally in free throw rate (40.9).

Codi Miller-McIntyre and Devin Thomas have led the effort to get to the line, as the sophomores combine to average nearly 10 attempts per game.

Travis McKie (80%) and Tyler Cavanaugh (80%) are two of the best free throw shooters in the ACC. Both rank in the top 10 in the league in free throw shooting.

CODI DOUBLE-McDOUBLE

Codi Miller-McIntyre posted the first double-double of his career with 20 points and 10 assists at Virginia Tech. He is the first Deacon to post a 20-point and 10-assist game since Chris Paul did so against Texas during the 2004-05 season and the first to have a points and assists double-double since Ishmael Smith did against William & Mary in 2009-10.

Before Miller-McIntyre, the last Wake Forest player to score at least 20 points and dish out at least 10 assists against an ACC opponent was current assistant coach Randolph Childress, who scored 31 points with 10 assists in the semifinals of the 1994 ACC Tournament against North Carolina.

The last Deacon to do so in an ACC regular season game was Tyrone "Muggsy" Bogues, who had 23 points and 17 assists against Clemson back in 1987.

Miller-McIntyre and Notre Dame's Eric Atkins are the only players to have 10+ assists in an ACC game this season.

Miller-McIntyre is also the only guard in the ACC to have a "20 and 10" game this season.

20/20 EXPERIENCE, PART 2

Wake Forest has 16 20-point performances to its credit this season, including nine from Codi Miller-McIntyre, three apiece from Travis McKie and Devin Thomas and one from Tyler Cavanaugh.

Miller-McIntyre's nine 20-point games rank fourth in the ACC, most among all guards.

McKie has had 22 20-point games in his career, second-most of any active ACC player.

McKie (24) and Miller-McIntyre (20) crossed the 20-point threshold together in the win at Virginia Tech.

McKIE MOVING UP SCHOOL'S CAREER CHARTS

- Travis McKie is just the eighth player in Wake Forest history with 1,600 points and 800 rebounds. He is the 10th all-time Deacon with 800 rebounds and the 18th with 1,600 points.

- McKie is the leading career scorer and rebounder in the ACC.

DEMON DEACON BASKETBALL



McKie leads all active ACC players in starts (124) and ranks second in 10-rebound games (22) and 20-point games (22).

- Nationally, McKie ranks 22nd in career rebounds and 36th in career points.
- If McKie starts the remainder of Wake Forest's scheduled games this season, only Tim Duncan (127 starts) will have started more games in a Wake Forest uniform.
- McKie could become the first Deacon since Skip Brown to start every game of a four-year career. Brown, a Wake Forest Hall of Famer who has his No. 15 jersey retired, started 108 games from 1974-77.

McKIE ON THE CAREER RECORDS LISTS

Category	Stat	Place	Next	Player
Rebounds	809*	11th	10th=813	D. Songaila
Points Scored	1,676*	16th	15th=1,720	Rodney Rogers
Games Started	124*	2nd	1st=127	Tim Duncan
Minutes Played	3,947	6th	5th=3,969	R. Childress
3-Point Att.	358	9th	8th=414	Harvey Hale
3-Point FGs	120	11th	10th=127	Steven Goolsby
Free Throws	426	11th	10th=430	Lefty Davis
Blocks	101	13th	11th=112	2 players tied
Rebounding Avg.	6.5	15th	14th=7.1	Frank Christie
Double-Doubles	17	17th	15th=18	Budd/Johnson
Steals	125	NR	15th=132	Eric Williams

*leads active ACC players

DEACONS WITH 1,600 POINTS & 800 REBOUNDS

Player (Years)	Points	Rebs
Dickie Hemric (1952-55)	2,587	1,802
Len Chappell (1960-62)	2,165	1,213
Tim Duncan (1994-97)	2,117	1,570
Rod Griffin (1975-78)	1,985	947
Darius Songaila (1999-02)	1,859	813
Josh Howard (2000-03)	1,765	836
Eric Williams (2003-06)	1,738	858
Travis McKie (2011-14)	1,676	809

COMEBACK DEACONS

Wake Forest's comeback win over Clemson on Feb. 25 marked the fourth time this year that the Deacons have overcome a halftime deficit for a win. It also marked the team's third double-digit comeback victory.

Wake Forest has rallied back from halftime deficits in four games, including eight-point deficits against St. Bonaventure and NC State and a seven-point deficit against Clemson.

Wake Forest is tied for third in the ACC with its four halftime rallies this season. The Deacons are the only team to overcome at least an eight-point halftime deficit twice.

The Deacons have posted double-digit comeback wins in three games this season:

- Against Richmond, the Deacons overcame an 11-point deficit in the final five minutes and a seven-point hole in the final 1:36 of regulation for the 76-66 overtime win.
- Against St. Bonaventure, the Deacons trailed by 11 in the first half and by 10 early in the second.
- Against Clemson, Wake Forest trailed by 10 late in the first half and by seven at halftime.

MAD ABOUT YOU

Sophomore point guard Madison Jones has started 22 games on the year and is averaging 3.5 points, 3.0 assists, 1.9 rebounds and 1.2 steals in 22 minutes per game.

Jones' contributions were never more valuable than at Duke when fellow guard Codi Miller-McIntyre sat out with an ankle injury. Jones played all 40 minutes and finished with nine

points, three assists, three steals and just two turnovers. He scored all of his points at the line, going 9-for-13.

An average outside shooter, the 6-1 Jones scores most of his points on drives to the basket. As a result, Jones is shooting 44 percent (34-of-77) from the field.

Jones has multiple assists in all but five games this season and ranks second on the team with 91 assists total. He leads the squad with 37 steals on the season.

BLOCKBUSTER

Wake Forest is averaging 4.2 blocks per game and is on pace to finish with one of the top totals in school history.

The Deacons are led by sophomore center Andre Washington who ranks ninth in the ACC with 1.4 blocks per game (37 blocks total) despite averaging under eight minutes played.

The 7-0 Washington has multiple blocks in nine games this year, including a career-high five blocks at Xavier.

Devin Thomas and Travis McKie are second and third, respectively, on the team with 27 and 21 blocks apiece. McKie ranks 13th all-time at Wake Forest in career blocks.

Aaron Rountree III has 16 blocks off the bench, including four blocks in a four-minute span against North Carolina.

BLOCKS BY DRE

Andre Washington has been a pleasant surprise for the Deacons this season, as the sophomore center has provided some impactful minutes on both ends of the court.

On defense, Washington has developed into a shot-blocking presence with 1.4 blocks per game to rank ninth in the ACC.

He has nine multi-block games this year, including a career-best five at Xavier and three at Virginia Tech.

Washington leads the team with 37 blocks despite ranking ninth on the team with 7.8 minutes per game.

On offense, Washington is averaging 2.3 points per game and is shooting 51 percent from the field. He had a streak of 10 straight made field goals over five games earlier this season.

On Jan. 22 at Virginia Tech, Washington scored eight points on 3-of-4 shooting with three blocks in 15 minutes.

DEFENDING THEIR HOME TURF

Wake Forest has played well at home this season with a 14-4 record at the LJV Coliseum. The Deacons went 5-4 at home in conference play and finished the non-conference season a perfect 9-0 at the Coliseum.

The Deacons have won four of their last six home games against ranked teams, beating No. 4 Duke and No. 19 North Carolina this year and No. 2 Miami and No. 18 NC State last season.

The Demon Deacons had their 13-game home winning streak snapped by Syracuse on Jan. 29. The streak had been the third-longest active streak in the ACC and was Wake's first home setback since losing to Maryland on March 2, 2013.

Wake Forest then fell to Georgia Tech the following game, marking the first time the Deacons suffered consecutive home losses since February 2012.

Wake's 13-straight home wins were its most since winning 16 straight between the 2006-07 and 2007-08 seasons.

McCLINTON PRACTICING WITH SCOUT TEAM

Forward Greg McClinton has been sitting out his freshman year with a medical redshirt after tearing his ACL during a high school game in January 2013.

McClinton has spent most of the season rehabbing the knee injury but has recently been cleared to practice. The 6-7 forward has been playing with the scout team in practice, preparing for his return to the court next season.



DEMON DEACON BASKETBALL HISTORY

Years of Basketball	107
1st Season of Basketball	1906
All-Time Head Coaches	21
ACC Head Coaches	10
All-Time Record	1,474-1,145 (.564)
Winning Seasons	64
.500 Seasons	5
Losing Seasons	37
20+ Win Seasons	21
Record at Joel Coliseum	308-86 (.782)

ACC GAMES ONLY

Won-Loss Record	414-471 (.468)
Titles	4
Regular Season Titles	4
Winning Seasons	24
.500 Seasons	6
Losing Seasons	30
Record at Joel Coliseum	132-68 (.660)

NCAA TOURNAMENT

Tournament Appearances	22
Most Recent Appearance	2010
Won-Loss Record	28-22
NCAA Sweet 16s	10
NCAA Final Eight	7
Final Four Appearances	1
NCAA Championships	0

POSTSEASON NIT

Tournament Appearances	6
Last Appearance	2006 (1st round)
NIT Won-Loss Record	10-5
NIT Championships	1 (2000)

NATIONAL RANKINGS

Ranked in Final AP Top 10	3
Ranked in Final Coaches Top 10	4
Total Weeks in the AP Poll	271
Total Weeks in the AP Top 10	105

ACC HONORS

All-ACC Selections	81
ACC Player of the Year	10
ACC Rookie of the Year	3
ACC Coach of the Year	7
ACC All-Freshman Team	12
Academic All-ACC Selections	40
ACC Player of the Week	69
ACC Rookie of the Week	73
All-Tournament (1st Team)	29
All-Tournament (2nd Team)	22
ACC Tournament MVP	5

NATIONAL HONORS

All-Americans	19 times (14 players)
Consensus All-Americans	5
Academic 1st Team All-Americans	0
National Player of the Year	2
National Coach of the Year	1

DEMON DEACON BASKETBALL



DEMON DEACON BASKETBALL HISTORY ALL-AMERICANS

Dickie Hemric	1954, 1955
Jackie Murdock	1957
Len Chappell	1961, 1962
Charlie Davis	1971
Skip Brown	1977
Rod Griffin	1977, 1978
Frank Johnson	1981
Rodney Rogers	1993
Randolph Childress	1995
Tim Duncan	1995, 1996, 1997
Josh Howard	2003
Chris Paul	2005
Jeff Teague	2009
Al-Farouq Aminu	2010

ACC PLAYERS OF THE YEAR

Dickie Hemric	1954
Dickie Hemric	1955
Len Chappell	1961
Len Chappell	1962
Charlie Davis	1971
Rod Griffin	1977
Rodney Rogers	1993
Tim Duncan	1996
Tim Duncan	1997
Josh Howard	2003

ACC ROOKIES OF THE YEAR

Rodney Rogers	1991
Robert O'Kelley	1998
Chris Paul	2004

RETIRED JERSEYS

3	Chris Paul	2004-05
5	Josh Howard	2000-03
12	Charlie Davis	1969-71
14	Tyrone "Muggsy" Bogues	1984-87
15	Skip Brown	1974-77
21	Tim Duncan	1994-97
22	Randolph Childress	1991-95
24	Dickie Hemric	1952-55
32	Rod Griffin	1975-78
50	Len Chappell	1960-62
54	Rodney Rogers	1991-93

OLYMPIC MEDALISTS

Chris Paul, USA	Gold	2012
Chris Paul, USA	Gold	2008
Tim Duncan, USA	Bronze	2004
Darius Songaila, LTU	Bronze	2000

TOP NBA DRAFT PICKS

Tim Duncan	1st	San Antonio	1997
Chris Paul	4th	New Orleans	2005
Len Chappell	5th	Syracuse	1962
Al-Farouq Aminu	8th	LA Clippers	2010
Rodney Rogers	9th	Denver	1993
Dave Budd	10th	New York	1960

ROUNTREE SAVES BEST FOR THE TAR HEELS

Reserve forward Aaron Rountree III--a native of Wilson, N.C.--has turned in some of his best performances for his hometown team North Carolina.

On Feb. 22, Rountree saw a career-high 25 minutes of playing time and took advantage of it. He scored a season-high seven points on 3-of-3 shooting to go with a career-best four assists, three rebounds and a steal.

In the Jan. 5 win over UNC, Rountree provided a spark off the bench. Rountree checked into the game midway through the opening period and recorded four blocks and three steals in only 3:42. He helped turn a five-point deficit into a tie game.

THE GOLDEN BOYS

The Demon Deacons have eschewed their traditional white home jerseys in favor of gold this season, posting a 12-2 record in their aureate threads.

Wake Forest has worn gold in all but four home games this season (Tulane; Georgia Tech; Clemson; Boston College).

Over the previous 10 seasons, the Deacs wore gold only 17 times, none more than in Chris Paul's freshman season of 2003-04 when they played in gold jerseys four times.

ROUNTREE NOMINATED FOR GOOD WORKS TEAM

Sophomore Aaron Rountree III has been nominated for the Allstate NABC Good Works Team. Rountree was one of seven ACC players nominated for the award.

In its second year, the Allstate NABC and WBCA Good Works Teams honor college basketball student-athletes who have made significant contributions to the greater good of their communities through volunteerism and civic service.

OVERTON FAMILY CONNECTIONS

Freshman guard Miles Overton entered Wake Forest with an impressive pedigree as the son of former NBA player and assistant coach Doug Overton.

Doug played collegiately at La Salle from 1987-91 and then professionally for 11 seasons in the NBA with eight different teams from 1993-2004. Doug played two seasons with the Washington Bullets from 1993-94 when Jeff Bzdelik was an assistant coach with the team.

Miles was a four-year letterwinner at St. Joseph's Prep in Philadelphia for legendary coach Bill "Speedy" Morris, who also coached his father Doug at La Salle. Overton was a high school teammate of Notre Dame freshman Steve Vasturia.

Doug Overton is currently the head coach of the Springfield Armor in the NBA D-League.

DEACONS IN THE NBA

Wake Forest has six former Demon Deacons currently playing in the NBA: Al-Farouq Aminu (Pelicans), Tim Duncan (Spurs), James Johnson (Grizzlies), Chris Paul (Clippers), Ishmael Smith (Suns) and Jeff Teague (Hawks).

Wake Forest ranks fifth in the ACC with its six alumni on NBA rosters. The Deacons could add a seventh if Josh Howard is able to return from the knee injury he suffered last season. Howard is playing in the D-League with the Austin Toros.

Recent Wake Forest graduate C.J. Harris is playing in the top professional league in Germany and recently won the 3-point contest at the league's All-Star game.

7-0 center Ty Walker (2009-12) is playing in the D-League with the Maine Red Claws and was recently ranked among the top 30 prospects in the league.

GREEN OUT INDEFINITELY WITH KNEE INJURY

Redshirt sophomore forward Daniel Green is out indefinitely after re-injuring his right knee during a summer workout.

Green missed the entire 2012-13 season after tearing his right ACL during an exhibition game in October of 2012. He re-injured the knee in mid-July and had outpatient surgery. There has been no timetable set for his return to the court.

Green originally suffered the ACL tear during an exhibition game against Brock University in St. Catharines, Ontario, in October 2012. He underwent surgery to fix the tear in early November and spent last season rehabbing the knee.

As a freshman in 2011-12, Green played in 27 games averaging 1.4 points and 1.7 rebounds in 7.4 minutes per game.

WAKE FOREST HALL OF FAMERS ON STAFF

Wake Forest features five Hall of Fame members currently working in the athletic department, including assistant basketball coaches Randolph Childress and Rusty LaRue.

Former Deacon basketball standout Skip Brown was recently hired as an assistant AD, joining women's basketball head coach Jen Hoover, Childress, LaRue and Bill Merrifield, the Deacon Club director of regional development, as Wake Forest Hall of Famers working for their alma mater.

HOMETOWN HEROES

Freshman forward Greg McClinton is the latest Winston-Salem area native to suit up for the Demon Deacons, as Wake Forest has done well in keeping local talent at home.

McClinton continues a trend that has seen at least one Winston-Salem area product populate the Deacons' roster since the 1999-2000 season.

Future ACC Player of the Year Josh Howard arrived on campus that season and began a trend that also saw the following players stay close to home: Michael Drum (Rural Hall), C.J. Harris (W-S), Richard Joyce (Mount Airy), Chris Paul (Lewisville) and L.D. Williams (Yadkinville).

McClinton played at Winston-Salem Prep before transferring to Hargrave Military Academy in Chatham, Va. for his senior year of high school. He led Prep to the NCHSAA Class 1-A state championship as a junior in 2011-12, earning first team all-state honors from the AP in the process.

DEACONS IN PROFESSIONAL BASKETBALL

DEACONS IN THE NBA & NBDL

Player	Yrs. at Wake	Professional Team
Al-Farouq Aminu	2009-10	New Orleans Pelicans
Tim Duncan	1994-97	San Antonio Spurs
Josh Howard	2000-03	Austin Toros
James Johnson	2008-09	Memphis Grizzlies
Chris Paul	2004-05	Los Angeles Clippers
Ishmael Smith	2007-10	Phoenix Suns
Jeff Teague	2008-09	Atlanta Hawks
Ty Walker	2009-12	Maine Red Claws

DEACONS IN OTHER PROFESSIONAL LEAGUES

Player	Yrs. at Wake	Professional Team
Taron Downey	2002-05	Etha (Cyprus)
Justin Gray	2003-06	Pertevniyal (Turkey)
C.J. Harris	2010-13	Ludwigsburg (Germany)
Jamaal Levy	2002-05	MH Basket (Argentina)
Chas McFarland	2007-10	Akita NH (Japan)
Nikita Mescheriakov	2010-12	Tsmoki-Minsk (Belarus)
Darius Songaila	1999-02	Lietuvos Rytas (Lithuania)
Kyle Visser	2004-07	NY Phantoms (Germany)
David Weaver	2006-10	Benfica (Portugal)
L.D. Williams	2007-10	Bourg (France)

DEMON DEACON BASKETBALL

WAKE FOREST-MIAMI SERIES HISTORY

WAKE FOREST-MIAMI SERIES HISTORY

- Wake Forest leads the all-time series with Miami 9-6. The Deacons won the teams' only meeting last season, upsetting No. 2-ranked Miami 80-65 in Winston-Salem to hand the eventual ACC champion Hurricanes their first conference loss of the year.
- In the Deacons' most recent trip to Coral Gables, Miami defeated Wake Forest 74-56 on Feb. 18, 2012.
- The Deacons are 2-4 at the BankUnited Center in Coral Gables. The Hurricanes have won four of the last five meetings at the venue.
- Miami's 2011 win in Winston-Salem was its first in six trips to the LJV Coliseum.
- Wake Forest is 7-6 against Miami since the Hurricanes joined the ACC in 2004-05. The Deacons went 2-0 vs. the Canes in non-conference action with games during the 1939-40 season and 1990-91 campaign.
- Wake Forest and Miami are meeting just once during the regular season for the fourth straight year.
- The teams met three times in 2009-10, which included their first-ever postseason matchup. Miami won in Coral Gables on Jan. 9, and then Wake Forest earned the win in Winston-Salem on Feb. 2. The Hurricanes took the rubber match, upsetting the Deacons in the opening round of the ACC Tournament in Greensboro.
- The series started during the 1939-40 season when the Deacons defeated the Hurricanes, 46-17, on Feb. 5 in Wake Forest, N.C.
- In their final non-conference meeting, Wake Forest edged Miami, 72-66, on Jan. 28, 1991, at the LJV Coliseum. Randolph Childress had 23 points for the Deacons, while Rodney Rogers scored 19.
- Jeff Bzdelik is 2-3 against Miami in his head coaching career. Bzdelik suffered a 75-56 loss at Miami in his second season at UMBC in 1987-88. Bzdelik picked up a 57-53 defeat of Miami in Seattle in his second game at the helm of the Air Force Academy in 2005-06.
- Miami head coach Jim Larranaga is 1-2 against Wake Forest, as his George Mason team suffered an 83-78 overtime loss at Wake Forest in the 2005-06 Preseason NIT.

WAKE FOREST VS. MIAMI - FEB. 23, 2013

C.J. Harris scored 23 points to lead Wake Forest to an 80-65 upset of No. 2-ranked Miami on Feb. 23, 2013, at the LJV Coliseum. The Deacons handed the Hurricanes their first ACC loss of the season, snapping Miami's 14-game winning streak.

Harris went 5-for-5 from 3-point range in the first half, as Wake Forest built a 19-point lead in the period.

Miami fought back to within five in the second half, but the Deacons used a 12-0 run midway through the period to reclaim control. Harris sparked the run with a fastbreak dunk, and Madison Jones scored five points to lead the stretch.

Harris, who was named ACC Player of the Week the following Monday, scored 15 of his 23 points in the first half and finished 7-for-13 from the floor.

Jones provided a big spark off the bench, turning in eight points on 3-of-3 shooting with five rebounds, four steals and three assists in 19 minutes.

Codi Miller-McIntyre went 6-for-8 from the floor and finished

with 15 points, three assists and a steal. Devin Thomas added 10 points, eight rebounds and three blocks, while Travis McKie pulled down a game-high 10 rebounds to go with eight points, five blocks and two assists.

Tyler Cavanaugh came off the bench to score nine points, going 4-for-4 from the field.

Wake Forest shot 54.2 percent (26-of-48) for the game, including 10-of-20 from 3-point range. The Deacons held the Canes to 39.1 percent (25-of-64) shooting and 8-of-21 from beyond the arc.

Harris went 5-of-5 from 3-point range, becoming the first player to have a perfect 3-point shooting game with five or more attempts in ACC competition since Terrell Bell of Virginia Tech went 5-for-5 vs. Maryland on Feb. 15, 2011.

The 80-65 win over No. 2 Miami was Wake Forest's most lopsided win over a team ranked No. 1 or 2. The previous largest margin was an 86-73 verdict over No. 2 Duke at home on Feb. 17, 2008.

WAKE FOREST AT MIAMI - FEB. 18, 2012

Miami used a 13-0 run early in the second half to pull away from Wake Forest, en route to a 74-56 defeat of the Demon Deacons on Feb. 18, 2012 at the BankUnited Center.

Leading 43-42 three minutes into the second half, Miami scored 13 straight points over a span of five minutes to take control of what had been a tight game up until then. The Hurricanes continued to pull away, as the Deacons could not keep up with Miami's barrage of 3-pointers.

The Hurricanes went 12-for-31 (38.7 percent) from long range on the afternoon. Miami shot 46.2 percent (30-of-65) from the field overall, including 47.1 percent (16-of-34) in the second half.

Wake Forest shot well in the first half, going 13-of-25 for 52 percent, as the Deacons led by as many as six in the period. The teams were tied 34-34 at halftime.

C.J. Harris led three Deacons in double figures with 14 points to go along with a team-high five assists. Chase Fischer scored 12 points, hitting 2-of-4 from 3-point range, while Travis McKie chipped in 10 points and five rebounds.

Wake Forest shot 41.7 percent (20-of-48) from the field, including 7-for-21 (33.3 percent) from beyond the arc. The Deacons were 9-for-11 at the free throw line, while the Hurricanes were 2-for-3 at the line.

The Deacons started out hot, hitting six of their first seven shots to build a 14-10 advantage. Wake Forest led 22-16 before Miami used an 11-1 run to reclaim the lead.

Miami's 13-0 run in the second began an 11-minute stretch that saw the Hurricanes outscore the Deacons 27-8 to build a 70-50 advantage with 5:41 to play.

WAKE FOREST VS. THE STATE OF FLORIDA

- Wake Forest is 50-37 all-time against Division I schools based in the state of Florida.
- The Deacons are a combined 33-28 against ACC foes Florida State and Miami.
- Wake Forest is 17-9 against non-conference schools from the state.
- Wake Forest is 1-0 vs. Bethune-Cookman, 5-6 vs. the University of Florida, 24-22 vs. FSU, 6-0 vs. Jacksonville, 9-6 vs. Miami, 2-2 vs. South Florida and 3-1 vs. Stetson.

INDIVIDUAL CAREER STATS VS. MIAMI

Player	G	GS	MP	MPG	FG	FGA	PCT	3PT	3PA	PCT	FT	FTA	PCT	O-D-REB	AVG	PF-DO	AS	TO	BS	ST	PTS	AVG
Adala Moto	1	1	26	26.0	2	7	.286	1	3	.333	2	4	.500	0-4-4	4.0	3-0	0	0	0	0	7	7.0
Cavanaugh	1	0	16	16.0	4	4	1.000	1	1	1.000	0	0	.000	1-0-1	1.0	1-0	1	2	0	1	9	9.0
Green	1	0	5	5.0	0	0	.000	0	0	.000	2	2	1.000	1-1-2	2.0	0-0	0	1	0	1	2	2.0
Jones	1	0	19	19.0	3	3	1.000	0	0	.000	2	3	.667	0-5-5	5.0	5-1	3	3	0	4	8	8.0
McKie	3	3	105	35.0	9	19	.474	2	7	.286	8	11	.727	1-21-22	7.3	4-0	5	6	6	4	28	9.3
M.-McIntyre	1	1	28	28.0	6	8	.750	0	1	.000	3	4	.750	0-2-2	2.0	1-0	3	3	0	1	15	15.0
Rountree	1	0	6	6.0	0	0	.000	0	0	.000	0	0	.000	0-0-0	0.0	0-0	0	0	1	0	0	0.0
Thomas	1	1	31	31.0	2	9	.222	0	0	.000	6	10	.600	3-5-8	8.0	2-0	1	0	3	0	10	10.0



WAKE-MIAMI SERIES HISTORY

Overall: Wake Forest leads 9-6

Series Started: 1939-40 season

At Wake Forest: 7-1

At LJV Coliseum: 6-1

At Miami: 2-4

At BankUnited Center: 2-4

At ACC Tournament: 0-1

Jeff Bzdelik vs. Miami: 2-3

Jim Larranaga vs. Wake: 1-2

ALL-TIME SERIES RESULTS

Date	Site	W/L	Score
2.23.13	H	W	80-65
2.18.12	A	L	56-74
2.9.11	H	L	73-74
3.11.10	ACCT	L	62-83
2.2.10	H	W	62-53
1.9.10	A	L	66-67
2.4.09	A	L	52-79
1.29.08	H	W	70-68
2.17.07	H	W	74-69
1.6.07	A	W	59-58
1.31.06	A	L	69-78
2.15.05	A	W	68-63
1.29.05	H	W	94-82
1.28.91	H	W	72-66
2.5.40	H	W	46-17

WAKE VS. THE ACC

Opponent	GP	W	L
Boston College	17	6	11
Clemson	156	99	57
Duke	241	78	163
Florida State	46	24	22
Georgia Tech	76	37	39
Maryland	126	56	70
Miami	15	9	6
North Carolina	222	66	156
NC State	239	101	138
Notre Dame	2	2	0
Pittsburgh	1	0	1
Syracuse	2	0	2
Virginia	131	70	61
Virginia Tech	58	29	29
Total	1,332	577	755

DEMON DEACON BASKETBALL



WAKE FOREST AMONG ACC TEAM LEADERS

(As of Mar. 6)

CATEGORY	STAT	RANK
Scoring Offense	70.3	8th
ACC Games Only	66.2	10th
Scoring Defense	70.6	14th
ACC Games Only	73.5	15th
Scoring Margin	-0.4	12th
ACC Games Only	-7.3	14th
Field Goal Pct.	.450	8th
ACC Games Only	.450	4th
3-Point Pct.	.320	12th
ACC Games Only	.304	13th
3-Point FGs Made	4.9/gm	13th
ACC Games Only	4.4/gm	15th
Free Throw Pct.	.646	14th
ACC Games Only	.668	8th
FG Pct Defense	.422	11th
ACC Games Only	.445	11th
3-Point Pct Defense	.311	4th
ACC Games Only	.336	6th
Rebounding Offense	35.4	8th
ACC Games Only	29.6	14th
Rebounding Defense	36.3	15th
ACC Games Only	36.8	15th
Rebounding Margin	-0.9	13th
ACC Games Only	-7.2	15th
Offensive Rebounds	10.4	14th
ACC Games Only	8.4	14th
Defensive Rebounds	25.0	5th
ACC Games Only	21.3	14th
Blocked Shots	4.2	8th
ACC Games Only	3.3	10th
Assists	13.5	5th
ACC Games Only	12.5	6th
Steals	5.6	8th
ACC Games Only	5.6	6th
Turnover Margin	-0.8	11th
ACC Games Only	-1.2	12th
Assist/Turnover Ratio	1.1	9th
ACC Games Only	1.0	10th

UPCOMING ACC SCHEDULE

Saturday, March 8
 Virginia Tech at Georgia Tech.....2:00
 Wake Forest at Miami.....2:00
 Pittsburgh at Clemson.....4:00
 North Carolina at Duke.....9:00

Sunday, March 9
 Virginia at Maryland.....noon
 Syracuse at Florida State.....2:00
 Boston College at NC State.....6:00

61st Annual ACC Tournament
 Greensboro (N.C.) Coliseum

Wednesday, March 12 (First Round)
 Game #1.....1:00
 Game #2.....3:30
 Game #3.....7:00

Thursday, March 13 (Second Round)
 Game #4.....noon
 Game #5.....2:00
 Game #6.....7:00
 Game #7.....9:00

2013-14 ACC STANDINGS

	CONFERENCE			OVERALL			VS. RANKED					
	W-L	GB	PCT	W-L	PCT	STRK	AP	COACH	HOME	ROAD	OFF	DEF
Virginia	16-1	--	.941	25-5	.833	W13	3-2	3-2	15-2	7-3	66.2	54.8
Syracuse	13-4	3	.765	26-4	.867	L2	3-2	3-2	16-2	7-2	68.1	59.3
North Carolina	13-4	3	.765	23-7	.767	W12	4-2	4-2	15-3	6-4	76.2	67.9
Duke	12-5	4	.706	23-7	.767	L1	3-4	3-4	16-0	4-5	79.3	66.6
Pittsburgh	10-7	6	.588	22-8	.733	L1	0-6	0-6	13-5	6-2	72.3	62.0
Clemson	10-7	6	.588	19-10	.655	W2	1-3	1-3	13-2	4-7	62.7	56.7
Florida State	9-8	7	.529	18-11	.621	W3	0-6	0-6	9-4	6-6	71.6	65.7
NC State	8-9	8	.471	18-12	.600	W1	0-6	0-6	12-6	6-6	71.0	69.9
Maryland	8-9	8	.471	16-14	.533	W1	0-5	0-5	11-4	2-8	71.0	67.7
Wake Forest	6-11	10	.353	16-14	.533	W1	2-5	2-5	14-4	1-8	70.3	70.6
Miami	6-11	10	.353	15-15	.500	L1	1-4	1-4	7-8	7-6	61.5	59.6
Notre Dame	6-12	10.5	.333	15-16	.484	L2	1-6	1-6	13-6	1-9	72.1	70.2
Georgia Tech	5-12	11	.294	14-16	.467	W1	1-4	1-4	9-7	5-7	66.7	67.1
Boston College	4-13	12	.235	8-22	.267	L1	1-5	1-5	4-9	3-10	68.6	73.4
Virginia Tech	2-15	14	.118	9-20	.310	L5	0-6	0-6	8-10	1-7	63.7	67.5

DEMON DEACONS AMONG ACC INDIVIDUAL LEADERS

(As of Mar. 6)

CODI MILLER-McINTYRE

Assists	4.1	7th
ACC Games Only	4.1	7th
Assist/Turnover Ratio	1.97	9th
ACC Games Only	2.06	NR
Scoring	13.3	19th
ACC Games Only	10.3	NR
Field Goal Pct.	.442 (141-319)	NR
ACC Games Only	.405 (64-158)	NR

DEVIN THOMAS

Rebounding	7.7	4th
ACC Games Only	6.4	14th
Defensive Rebounds	5.7	3rd
ACC Games Only	4.8	8th

TYLER CAVANAUGH

Free Throw Pct.	.800 (96-120)	10th
ACC Games Only	.855 (59-69)	3rd

TRAVIS McKIE

Free Throw Pct.	.803 (102-127)	9th
ACC Games Only	.795 (66-83)	9th

CORON WILLIAMS

3-Point Field Goal Pct.	.376 (59-157)	8th
ACC Games Only	.329 (28-85)	NR
3-Point FGs Made	2.0	t-10th
ACC Games Only	1.6	NR

ARNAUD WILLIAM ADALA MOTO

Rebounding	5.3	NR
ACC Games Only	5.2	NR

MADISON JONES

Steals	1.2	NR
ACC Games Only	1.2	NR

ANDRE WASHINGTON

Blocks	1.4	9th
ACC Games Only	0.7	NR

WAKE FOREST QUICK FACTS

GENERAL INFORMATION

Name of School	Wake Forest University
City (Zip)	Winston-Salem, NC (27109)
Founded	1834 in Wake Forest, N.C.
Enrollment	4,657 (undergraduate)
Nickname	Demon Deacons
School Colors	Old Gold & Black
Fight Song	"O Here's To Wake Forest"
Arena	Lawrence Joel Veterans Memorial Coliseum
Capacity / Opened	14,665 / 1989-90
Conference	Atlantic Coast Conference
President	Dr. Nathan O. Hatch
Faculty Athletic Representative	Dr. Richard Carmichael
Athletics Director	Ron Wellman
Athletic Department Phone	(336) 758-5616
Ticket Office Phone	(888) 758-DEAC
Press Row Phone	(336) 758-2350

WAKE FOREST IMG SPORTS NETWORK

Network	Wake Forest IMG Sports Network
Flagship Station	WBRF-FM 98.1 (Galax, VA; Triad)
Play-By-Play Announcer	Stan Cotten
Cotten's Office Phone	(336) 758-4515
Cotten's Email	Stan.Cotten@img.com
Color Analyst	Mark Freidinger
Freidinger's Email	mfreidinger@triad.rr.com
Studio Host	Geoff Arnold
President	Ben Sutton, Jr.
General Manager	Jeff Salisbury

RADIO NETWORK AFFILIATES

Winston-Salem/Galax, VA	WBRF-FM	98.1
Charlotte	WFNZ-AM	610
Durham	WDRU-FM	105.5
Greensboro	WKEW-AM	1400
Greensboro	WKEW-FM	96.3
Lexington	WLXN-AM	1440
Marion	WBRM-AM	1250
Raleigh	WDRU-FM	105.7
Raleigh	WDRU-AM	1030
Rocky Mount	WRMT-AM	1490
Statesville	WSIC-AM	1400
Winston-Salem	WEGO-AM	980
Winston-Salem	WPOL-AM	1340
Winston-Salem	WPOL-FM	103.5

DEMON DEACON BASKETBALL

WAKE FOREST'S RECORD WHEN...

ARNAUD WILLIAM ADALA MOTO

	2013-14	CAREER
Starts the game	2-6	11-16
Leads team in scoring	0-0	0-1
Leads team in rebounding	2-4	3-4
Leads team in assists	0-0	0-1
Scores in double figures	4-2	6-3
Has double-digit rebounds	1-1	2-1
Records a double-double	1-1	1-1
Plays 30+ minutes	1-0	1-0

TYLER CAVANAUGH

	2013-14	CAREER
Starts the game	14-8	17-11
Leads team in scoring	3-0	3-0
Leads team in rebounding	2-3	2-3
Scores in double figures	19-4	12-5
Scores 20+ points	1-0	1-0
Makes 3+ three-point FGs	1-0	1-0
Plays 30+ minutes	3-1	3-1

MADISON JONES

	2013-14	CAREER
Starts the game	11-11	12-15
Leads team in scoring	0-0	0-1
Leads team in assists	5-6	9-12
Scores in double figures	1-1	1-4
Has 5+ assists	4-0	4-3
Has 3+ steals	3-2	5-3
Plays 30+ minutes	0-4	0-7

TRAVIS McKIE

	2013-14	CAREER
Starts the game	16-14	50-74
Leads team in scoring	3-4	17-27
Leads team in rebounding	2-3	17-41
Leads team in assists	0-1	3-5
Scores in double figures	10-6	40-50
Scores 20+ points	2-1	11-11
Has double-digit rebounds	1-0	12-9
Records a double-double	1-0	10-7
Has 3+ blocks	1-0	3-1
Has 3+ steals	1-2	4-3
Makes 3+ three-point FGs	2-2	4-7
Plays 30+ minutes	9-7	39-54

CODI MILLER-McINTYRE

	2013-14	CAREER
Starts the game	16-12	28-29
Leads team in scoring	5-4	5-5
Leads team in rebounding	1-0	1-1
Leads team in assists	9-9	20-18
Scores in double figures	13-7	19-10
Scores 20+ points	8-1	8-2
Has double-digit assists	1-0	1-0
Records a double-double	1-0	1-0
Has 5+ assists	5-2	7-4
Makes 3+ three-point FGs	0-0	0-1
Plays 30+ minutes	15-7	18-15

MILES OVERTON

	2013-14	CAREER
Leads team in assists	1-0	1-0
Scores in double figures	0-1	0-1
Has 5+ assists	1-0	1-0

AARON ROUNTREE III

	2013-14	CAREER
Leads team in rebounding	0-0	1-0
Leads team in assists	0-1	1-1
Scores in double figures	0-0	1-0
Has 3+ blocks	1-0	2-3
Has 3+ steals	1-0	4-0

DEVIN THOMAS

	2013-14	CAREER
Starts the game	15-14	28-32
Leads team in scoring	4-4	5-7
Leads team in rebounding	12-6	20-14
Leads team in assists	2-2	4-3
Scores in double figures	11-7	16-16
Scores 20+ points	3-0	4-0
Has double-digit rebounds	5-1	7-6
Records a double-double	4-1	5-3
Has 3+ blocks	1-1	4-3
Has 3+ steals	0-1	3-2
Plays 30+ minutes	6-7	12-15

CORON WILLIAMS

	2013-14	CAREER
Starts the game	5-5	5-5
Leads team in scoring	3-4	3-4
Leads team in rebounding	0-1	0-1
Leads team in assists	1-2	1-2
Scores in double figures	7-9	7-9
Makes 3+ three-point FGs	6-4	6-4
Has 3+ steals	1-1	1-1
Plays 30+ minutes	1-3	1-3

ANDRE WASHINGTON

	2013-14	CAREER
Starts the game	1-0	1-0
Has 3+ blocks	5-1	5-1



WAKE'S RECORD WHEN...

Overall	16-14
ACC	6-11
At home	14-4
On road	1-8
At neutral sites	1-2
After a win	8-7
After a loss	7-7
In overtime	1-0
Vs. ranked opponents	2-3
Decided by 3 pts or less	1-0
Decided by 4-5 points	1-0
Decided by 6-10 points	7-6
Decided by 11-20 points	4-5
Decided by 20+ points	3-3
Scoring first	7-6
Wake wins the tip	11-10
Opponent wins the tip	5-4
Leading at half	11-1
Tied at half	0-0
Trailing at half	5-13
Lead with 10:00 remaining	11-0
Trail with 10:00 remaining	5-14
Lead with 5:00 remaining	14-0
Trail with 5:00 remaining	2-14
Wake shoots 50% or better	6-1
Wake shoots less than 50%	10-13
Wake out-shoots opponent	14-2
Opp. shoots 50% or better	0-5
Opp. shoots less than 50%	16-9
Wake out-rebounds opp.	10-3
Opp. out-rebounds Wake	6-11
Rebounds are tied	0-0
Wake shoots 70%+ at FT line	5-5
Wake has more FT attempts	15-5
Opp. has more FT attempts	1-8
FT attempts are tied	0-1
Wake shoots 40%+ 3-pt range	5-4
Wake wins turnover battle	7-4
Opp. wins turnover battle	9-10
Turnovers are tied	0-0
Wake scores 100+ points	0-0
Wake scores 90-99 points	2-0
Wake scores 80-89 points	4-0
Wake scores 70-79 points	6-4
Wake scores 60-69 points	3-6
Wake scores 50-59 points	1-4
Wake scores less than 50 pts	0-0
Opp. scores 100+ points	0-1
Opp. scores 90-99 points	0-0
Opp. scores 80-89 points	1-6
Opp. scores 70-79 points	4-3
Opp. scores 60-69 points	5-4
Opp. scores 50-59 points	5-0
Opp. scores less than 50 pts	1-0
On Mondays	1-0
On Tuesdays	3-3
On Wednesdays	4-2
On Thursdays	1-1
On Fridays	3-0
On Saturdays	3-8
On Sundays	1-0
In November	6-2
In December	4-1
In January	4-4
In February	1-6
In March	1-1
Wearing white uniforms	3-3
Wearing black uniforms	1-9
Wearing gold uniforms	12-2
On ACC Network	2-3
On AXS TV	1-2
On ESPN2	1-0
On ESPN3	9-0
On ESPNU	1-2
On Fox Sports 1	0-1
On RSN	2-6

DEMON DEACON BASKETBALL

THE LAST TIME...

A PLAYER SCORED 30 OR MORE POINTS:

Wake Forest: J.T. Terrell (32), vs. Iowa, Nov. 30, 2010
Opponent: T.J. Warren (34), at NC State, Feb. 11, 2014

A PLAYER SCORED 35 OR MORE POINTS:

Wake Forest: Justin Gray (38), at Maryland, Jan. 15, 2006
Opponent: Erick Green (35), vs. Virginia Tech, Mar. 10, 2013

A PLAYER SCORED 40 OR MORE POINTS:

Wake Forest: Randolph Childress (40), vs. Duke, Mar. 10, 1995 (ACCT)
Opponent: J.R. Reynolds (40), at Virginia, Jan. 21, 2007

TWO PLAYERS SCORED 20+ POINTS:

Wake Forest: Travis McKie (24), Codi Miller-McIntyre (20), at Virginia Tech, Jan. 22, 2014
Opponent: Devin Wilson (26), Jarell Eddie (20), at Virginia Tech, Jan. 22, 2014

THREE OR MORE PLAYERS SCORED 20+ POINTS:

Wake Forest: Taron Downey (27), Eric Williams (23), Chris Paul (22), vs. West Virginia, Mar. 19, 2005 (2OT, NCAAT)
Opponent: Andre Dawkins (21), Ryan Kelly (20), Austin Rivers (20), at Duke, Jan. 19, 2012

TWO OR MORE PLAYERS SCORED 25+ POINTS:

Wake Forest: Ishmael Smith (28), Al-Farouq Aminu (26), vs. Xavier, Jan. 3, 2010 (2OT)
Opponent: Gerald Henderson (35), Jon Scheyer (30), at Duke, Feb. 22, 2009

TWO OR MORE PLAYERS SCORE 30+ POINTS:

Wake Forest: Charlie Davis (30), Gil McGregor (31), vs. Georgetown, Dec. 29, 1970
Opponent: Gerald Henderson (35), Jon Scheyer (30), at Duke, Feb. 22, 2009

A PLAYER HAD CONSECUTIVE 30+ POINT GAMES:

Wake Forest: Jeff Teague, 30 at BYU, Jan. 3, 2009; 34 vs. North Carolina, Jan. 11, 2009
Opponent: Kevin Anderson (31), vs. Richmond, Dec. 31, 2009 (OT); Jordan Crawford (30), vs. Xavier, Jan. 3, 2010 (2OT)

FIVE PLAYERS SCORE IN DOUBLE FIGURES:

Wake Forest: vs. Duke, Mar. 5, 2014
Opponent: vs. Jacksonville, Nov. 18, 2013

SIX OR MORE PLAYERS SCORE IN DOUBLE FIGURES:

Wake Forest: vs. Radford (6), Nov. 9, 2012
Opponent: at North Carolina (6), Feb. 22, 2014

A PLAYER SCORED 20+ POINTS COMING OFF THE BENCH:

Wake Forest: Tyler Cavanaugh (20), vs. Duke, Mar. 5, 2014
Opponent: Nick Faust (20), at Maryland, Feb. 18, 2014

A PLAYER SCORED 20+ POINTS AND GRABBED 20+ REBOUNDS:

Wake Forest: Eric Williams (22p, 20r), at Clemson, Jan. 11, 2006 (OT)
Opponent: Horace Grant (33p, 20r), at Clemson, Feb. 18, 1987

TWO PLAYERS HAD DOUBLE-DOUBLES:

Wake Forest: Al-Farouq Aminu (20p, 15r), Ishmael Smith (19p, 12r), vs. Texas, Mar. 18, 2010
Opponent: Tyler Zeller (18p, 18r), John Henson (14p, 12r), vs. North Carolina, Jan. 31, 2012

THREE PLAYERS HAD DOUBLE-DOUBLES:

Wake Forest: Al-Farouq Aminu (13p, 12r), James Johnson (14p, 14r), L.D. Williams (15p, 10r), vs. Baylor, Nov. 30, 2008
Opponent: Raymond Felton (22p, 11a), Sean May (15p, 11r), Jawad Williams (17p, 12r), at North Carolina, Dec. 20, 2003 (3OT)

A PLAYER GRABBED 15+ REBOUNDS:

Wake Forest: Devin Thomas (15), at Maryland, Feb. 18, 2014
Opponent: Kyle Cain (15), vs. UNCG, Dec. 21, 2013

A PLAYER GRABBED 18+ REBOUNDS:

Wake Forest: Devin Thomas (19), vs. Richmond, Dec. 7, 2013 (OT)
Opponent: Tyler Zeller (18), vs. North Carolina, Jan. 31, 2012

A PLAYER GRABBED 20+ REBOUNDS:

Wake Forest: Al-Farouq Aminu (20), vs. William & Mary, Nov. 28, 2009
Opponent: Horace Grant (20), at Clemson, Feb. 18, 1987

A PLAYER HAD 10+ ASSISTS:

Wake Forest: Codi Miller-McIntyre (10), at Virginia Tech, Jan. 22, 2014
Opponent: Lorenzo Brown (10), vs. NC State, Jan. 22, 2013

A PLAYER HAD FIVE+ STEALS:

Wake Forest: C.J. Harris (5), vs. Clemson, Mar. 7, 2010
Opponent: Dante' Jackson (5), at Xavier, Dec. 18, 2010

A PLAYER HAD FIVE+ BLOCKED SHOTS:

Wake Forest: Andre Washington (5), at Xavier, Dec. 28, 2013
Opponent: Boris Bojanovsky (6), vs. Florida State, Feb. 15, 2014

A PLAYER HAD 10+ FIELD GOALS:

Wake Forest: Devin Thomas (10-11), vs. Notre Dame, Jan. 25, 2014
Opponent: T.J. Warren (15-26), at NC State, Feb. 11, 2014

A PLAYER MADE 10+ FREE THROWS:

Wake Forest: Tyler Cavanaugh (10-12), vs. Duke, Mar. 5, 2014
Opponent: Ryan Anderson (14-16), vs. Boston College, Mar. 1, 2014

A PLAYER MADE 5+ 3-POINT FIELD GOALS:

Wake Forest: Travis McKie (5-6), at Virginia Tech, Jan. 22, 2014
Opponent: Leslie McDonald (5-6), at North Carolina, Feb. 22, 2014

A PLAYER HAD A TRIPLE-DOUBLE:

Wake Forest: Tim Duncan (14p, 15r, 10b), vs. Maryland, Jan. 13, 1996
Opponent: Tu Holloway (14p, 14a, 10r), at Xavier, Dec. 18, 2010

A TEAM SCORED 100+ POINTS:

Wake Forest: vs. UNC Wilmington (120), Nov. 19, 2008
Opponent: at North Carolina (105), Feb. 22, 2014

A TEAM SCORED 100 POINTS AND LOST:

Wake Forest: vs. West Virginia (105), Mar. 19, 2005 (2OT, NCAAT)
Opponent: Georgia Tech (112), Mar. 8, 2007 (2OT, ACCT)

A TEAM MADE 10+ 3-POINT FIELD GOALS:

Wake Forest: at High Point (13-22), Dec. 7, 2011
Opponent: at North Carolina (11-15), Feb. 22, 2014

A TEAM SHOT 55 PERCENT OR BETTER FROM THE FIELD:

Wake Forest: vs. Clemson (55.3%), Feb. 25, 2014
Opponent: at North Carolina (57.4%), Feb. 22, 2014

A TEAM SHOT 60 PERCENT OR BETTER FROM THE FIELD:

Wake Forest: vs. Radford (63.6%), Nov. 9, 2012
Opponent: at Maryland (67.3%), Feb. 2, 2013

A TEAM SCORED 50+ POINTS IN THE FIRST HALF:

Wake Forest: vs. Boston College (50), Feb. 9, 2010
Opponent: at North Carolina (52), Feb. 22, 2014

A TEAM SCORED 50+ POINTS IN THE SECOND HALF:

Wake Forest: vs. Kansas (52), Nov. 28, 2013
Opponent: vs. Boston College (50), Mar. 1, 2014

A TEAM WON BY 35+ POINTS:

Wake Forest: vs. Elon (40; 90-50), Dec. 13, 2009
Opponent: vs. NC State (36; 76-40), Jan. 14, 2012

A TEAM WON BY 40+ POINTS:

Wake Forest: vs. Elon (40; 90-50), Dec. 13, 2009
Opponent: at NC State (41; 130-89), Mar. 5, 1983

A TEAM WON BY 50+ POINTS:

Wake Forest: vs. John Carroll (51; 110-59), Dec. 8, 1980
Opponent: North Carolina Pre-Flight (51; 78-27), 1944-1945

JEFF BZDELIK



Head Coach
4th Year • Illinois-Chicago, 1976

- Bzdelik is in his fourth season at the helm of the Wake Forest basketball program and his 36th season overall in coaching. He was named the 21st head coach in Wake Forest history on April 14, 2010.
- Bzdelik has been involved in coaching college and professional basketball since 1978, including 11 seasons as a college head coach and three seasons as the head coach of the NBA's Denver Nuggets.
- The Mount Prospect, Illinois, native came to Wake Forest after spending three seasons as the head coach at the University of Colorado.
- Prior to Colorado, Bzdelik served two seasons as the head coach at the Air Force Academy where he guided the Falcons to a 50-16 record from 2005-07.
- He returned to the college game in 2005-06 after 17 seasons as a coach and scout in the NBA.
- Prior to returning to the collegiate ranks, Bzdelik was the Denver Nuggets head coach for two-and-one-half seasons from 2002-05.
- Bzdelik began his coaching career with assistant coaching stints at Davidson (1978-80) and Northwestern (1981-86).

- Bzdelik accepted his first head coaching position at the University of Maryland-Baltimore County in 1986. UMBC was making the transition from NCAA Division II to Division I that year.
- After two seasons at UMBC, Bzdelik made the move to the professional ranks, joining the Washington Bullets as an assistant coach under Wes Unseld.
- Bzdelik joined Pat Riley's New York Knicks staff for the 1994-95 season before following Riley to the Miami Heat where he would spend six seasons from 1995-2001.
- Bzdelik is a 1976 graduate of the University of Illinois-Chicago, where he earned a bachelor's degree in physical education. Bzdelik earned four varsity letters in basketball at UIC, and he was named team MVP as a senior in 1975-76.
- Bzdelik also spent six years in the Army National Guard during the early to mid 1970s.
- Bzdelik is married to the former Nina Bernardzik, who was a standout volleyball player at UIC from 1974-76 and is a member of the Flames' Athletic Hall of Fame.
- They are the parents of two children, a son Brett (25) who graduated from the University of Colorado in 2012 and a daughter Courtney (22), who graduated from Wake Forest in 2013.

BZDELIK'S CAREER HIGHLIGHTS AS A COLLEGE HEAD COACH

MARYLAND-BALTIMORE COUNTY (2 seasons, 1986-88)

- Led the Retrievers in their first season at the NCAA Division I level in 1986-87.
- Cited by the Sporting News as having "One of College's Biggest Turnarounds" in his first season at UMBC. In the two seasons prior to his arrival, UMBC went a combined 11-44 at the Division II level. In his two seasons at the helm, the Retrievers won a combined 25 games at the Division I level.

AIR FORCE (2 seasons, 2005-07)

- Led the Falcons to a combined record of 50-16 (.758) in his two seasons, posting the highest two-year win total in program history. Air Force won a school-record 26 games in 2006-07.
- Coached Air Force to a 24-7 record and the school's fourth-ever appearance in the NCAA Tournament in 2005-06. The Falcons led the nation in scoring defense that season.
- Led the Falcons to a top-25 ranking and to the NIT Final Four in 2006-07.
- Only head coach in Air Force history to win at least 24 games in consecutive seasons.
- Posted a record of 31-1 at home in his two seasons, going 15-0 at home during the 2005-06 campaign.

COLORADO (3 seasons, 2007-10)

- Inherited a Colorado program that had won just seven games in the season prior to his arrival and improved the team to within one game of .500 at 15-16 during his final season in Boulder.
- Coached the 2010 Big 12 Freshman of the Year in Alec Burks, who was the first ever Buffalo to win the award.
- Home attendance increased by 40 percent and the team GPA rose to 2.94 during his tenure at Colorado.

WAKE FOREST (3 seasons, 2011-13)

- In 2011-12, ranked second in the ACC and 16th nationally in blocked shots (5.4/game); ranked second in the ACC and 32nd nationally in free throw percentage (74.6%).
- In 2012-13, led the ACC in free throw shooting (73.6%) and averaged just 12.7 turnovers per game, which was Wake Forest's lowest average since 2001.
- Coached two-time All-ACC players in C.J. Harris and Travis McKie who ranked among the ACC leaders in scoring.
- Devin Thomas named to ACC All-Freshmen Team, leading all rookies in rebounding and blocks.

THE JEFF BZDELIK FILE

BACKGROUND & FAMILY

- Born — December 1, 1952
- Hometown — Mount Prospect, Illinois
- Wife — Nina
- Children — son Brett (25), daughter Courtney (22)

EDUCATION & PLAYING HISTORY

- University of Illinois-Chicago — 1976
B.S. in Physical Education
- High School: Prospect HS (Mount Prospect, IL)
- University of Illinois-Chicago — 1972-76
Lettered four seasons at UIC, earning team MVP honors as a senior; holds the Flames' season record for FT percentage (88.1%) and ranks among the program's all-time leading scorers.

COACHING HISTORY

- Davidson College — 1978-80 (2 seasons)
Assistant Coach
- Northwestern University — 1981-86 (6 seasons)
Assistant Coach
- Maryland-Baltimore County — 1987-88 (2 seasons)
Head Coach
- Washington Bullets — 1989-94 (6 seasons)
Assistant Coach
- New York Knicks — 1995 (1 season)
Lead Scout
- Miami Heat — 1996-2001 (6 seasons)
Assistant Coach/Director of Scouting
- Denver Nuggets — 2002 (1 season)
Scout
- Denver Nuggets — 2003-05 (3 seasons)
Head Coach
- Air Force Academy — 2006-07 (2 seasons)
Head Coach
- University of Colorado — 2008-10 (3 seasons)
Head Coach
- Wake Forest — 2011-14 (4th season)
Head Coach

COACHING RECORDS

- 4th Season at Wake Forest: 50-74 (17-50 ACC)
- 11th Season as College Head Coach: 161-179

CAREER HIGHLIGHTS AS AN NBA COACH

- Served as head coach of the Denver Nuggets for two-and-a-half seasons from 2002-05
- Named head coach of the Nuggets in August of 2002, taking the reins of the youngest team in franchise history.
- Shattered the franchise record for scoring defense by more than five points during his first season.
- The Nuggets led the NBA in turnovers forced in Bzdelik's first season at the helm.
- Engineered one of the biggest turnarounds in NBA history in his second season at the helm of the Nuggets, leading the team to the playoffs for the first time in nine seasons.
- Behind the play of rookie Carmelo Anthony, Denver went 43-39 to make the 2004 NBA Playoffs.
- The 26-game improvement by the Nuggets in 2003-04 was the sixth-best in NBA history.
- Became the first coach in NBA history to guide a team to the playoffs the year after winning less than 20 games.
- Spent 14 seasons as an assistant coach and scout in the NBA before taking over as head coach of the Nuggets.
- Made the NBA Playoffs eight times as an assistant coach and scout, including all six of his seasons with the Miami Heat.
- Coached under Wes Unseld with the Washington Bullets and under Pat Riley with the New York Knicks and the Miami Heat.
- In 2000, was recognized by USA Today as one of the NBA's top five assistant coaches.

2013-14 WAKE FOREST BASKETBALL COACHING STAFF



JEFF BATTLE
Assoc. Head Coach
13th Season



RUSTY LARUE
Assistant Coach
5th Season



RANDOLPH CHILDRESS
Assistant Coach
3rd Season



JEFF NIX
Dir., Basketball Ops.
3rd Season



GREG BRITTENHAM
Director, Athletic Performance
3rd Season



WILL MURPHY
Video Coordinator
1st Season

DEMON DEACON BASKETBALL



ROSTER BREAKDOWN

BY CLASS

Graduate Students (1)

Coron Williams

Seniors (1)

Travis McKie

Juniors (1)

Doug Niedrich ^

Sophomores (11)

Arnaud William Adala Moto

Duke Antonelli ^

Tyler Cavanaugh

Daniel Green (redshirt)

Madison Jones

Codi Miller-McIntyre

Grant O'Brien ^

Stephen Prendergast ^

Aaron Rountree III

Devin Thomas

Andre Washington

Freshmen (3)

Greg McClinton

Miles Overton

Trent VanHorn ^

BY STATE/COUNTRY

North Carolina (4)

Madison Jones (Raleigh)

Greg McClinton (Winston-Salem)

Codi Miller-McIntyre (Concord)

Aaron Rountree III (Wilson)

Virginia (3)

Travis McKie (Richmond)

Andre Washington (Roanoke)

Coron Williams (Midlothian)

Cameroon (1)

Arnaud William Adala Moto (Yaounde)

Illinois (1)

Doug Niedrich (Kildeer)

Indiana (1)

Trent VanHorn (Fort Wayne)

Massachusetts (1)

Grant O'Brien (North Andover)

New Jersey (1)

Stephen Prendergast (Mahwah)

New York (1)

Tyler Cavanaugh (Dewitt)

Pennsylvania (3)

Duke Antonelli (Mechanicsburg)

Miles Overton (Philadelphia)

Devin Thomas (Harrisburg)

Texas (1)

Daniel Green (Colleyville)

BY HEIGHT

Andre Washington 7-0

Daniel Green..... 6-10

Tyler Cavanaugh..... 6-9

Devin Thomas..... 6-9

Aaron Rountree III 6-8

Greg McClinton 6-7

Travis McKie 6-7

Grant O'Brien 6-7

Arnaud William Adala Moto 6-6

Doug Niedrich 6-6

Miles Overton..... 6-4

Duke Antonelli 6-3

Codi Miller-McIntyre..... 6-3

Trent VanHorn 6-3

Madison Jones..... 6-1

Stephen Prendergast..... 6-1

Coron Williams..... 6-1

^ - Non-scholarship player

NUMERICAL ROSTER

No.	Name	Pos.	Ht.	Wt.	Yr.	Hometown	Previous School/High School
0	Codi Miller-McIntyre*	G	6-3	195	So.	Concord, N.C.	Hargrave Military Academy
1	Madison Jones*	G	6-1	160	So.	Raleigh, N.C.	Ravenscroft School
2	Devin Thomas*	F	6-9	245	So.	Harrisburg, Pa.	Central Dauphin HS
4	Daniel Green*	F	6-10	230	R-So.	Colleyville, Texas	Grapevine HS
11	Greg McClinton	F	6-7	185	Fr.	Winston-Salem, N.C.	Hargrave Military Academy
13	Coron Williams	G	6-1	170	Grad.	Midlothian, Va.	Robert Morris/Christchurch Sch.
20	Miles Overton	G	6-4	210	Fr.	Philadelphia, Pa.	St. Joseph's Prep
30	Travis McKie***	F	6-7	220	Sr.	Richmond, Va.	John Marshall HS
31	Andre Washington*	C	7-0	240	So.	Roanoke, Va.	Hargrave Military Academy
33	Aaron Rountree III*	F	6-8	195	So.	Wilson, N.C.	Greenfield School
34	Tyler Cavanaugh*	F	6-9	230	So.	Dewitt, N.Y.	Jamesville-Dewitt HS
35	Stephen Prendergast ^	G	6-1	175	So.	Mahwah, N.J.	Don Bosco Prep
41	Duke Antonelli* ^	G	6-3	200	So.	Mechanicsburg, Pa.	Red Land HS
43	Trent VanHorn ^	G	6-3	200	Fr.	Fort Wayne, Ind.	Canterbury School
45	Arnaud William Adala Moto*	F	6-6	225	So.	Yaounde, Cameroon	Episcopal HS (Va.)
51	Grant O'Brien* ^	F	6-7	195	So.	North Andover, Mass.	The Governor's Academy
52	Doug Niedrich** ^	F	6-6	200	Jr.	Kildeer, Ill.	Adlai E. Stevenson HS

ALPHABETICAL ROSTER

No.	Name	Pos.	Ht.	Wt.	Yr.	Hometown	Previous School/High School
45	Arnaud William Adala Moto*	F	6-6	225	So.	Yaounde, Cameroon	Episcopal HS (Va.)
41	Duke Antonelli* ^	G	6-3	200	So.	Mechanicsburg, Pa.	Red Land HS
34	Tyler Cavanaugh*	F	6-9	230	So.	Dewitt, N.Y.	Jamesville-Dewitt HS
4	Daniel Green*	F	6-10	230	R-So.	Colleyville, Texas	Grapevine HS
1	Madison Jones*	G	6-1	160	So.	Raleigh, N.C.	Ravenscroft School
11	Greg McClinton	F	6-7	185	Fr.	Winston-Salem, N.C.	Hargrave Military Academy
30	Travis McKie***	F	6-7	220	Sr.	Richmond, Va.	John Marshall HS
0	Codi Miller-McIntyre*	G	6-3	195	So.	Concord, N.C.	Hargrave Military Academy
52	Doug Niedrich** ^	F	6-6	200	Jr.	Kildeer, Ill.	Adlai E. Stevenson HS
51	Grant O'Brien* ^	F	6-7	195	So.	North Andover, Mass.	The Governor's Academy
20	Miles Overton	G	6-4	210	Fr.	Philadelphia, Pa.	St. Joseph's Prep
35	Stephen Prendergast ^	G	6-1	175	So.	Mahwah, N.J.	Don Bosco Prep
33	Aaron Rountree III*	F	6-8	195	So.	Wilson, N.C.	Greenfield School
2	Devin Thomas*	F	6-9	245	So.	Harrisburg, Pa.	Central Dauphin HS
43	Trent VanHorn ^	G	6-3	200	Fr.	Fort Wayne, Ind.	Canterbury School
31	Andre Washington*	C	7-0	240	So.	Roanoke, Va.	Hargrave Military Academy
13	Coron Williams	G	6-1	170	Grad.	Midlothian, Va.	Robert Morris/Christchurch Sch.

* Denotes letters earned. ^ Denotes non-scholarship student-athlete.

COACHING & SUPPORT STAFF

Head Coach

Jeff Bzdelik (Univ. of Illinois-Chicago '76) / 4th season at Wake Forest

Associate Head Coach

Jeff Battle (Marshall '85) / 13th season at Wake Forest

Assistant Coach

Rusty LaRue (Wake Forest '96) / 5th season at Wake Forest

Assistant Coach

Randolph Childress (Wake Forest '95) / 3rd season at Wake Forest

Director of Basketball Operations

Jeff Nix (Canisius '80) / 3rd season at Wake Forest

Director of Athletic Performance

Greg Brittenham (Nebraska-Kearney '86) / 3rd season at Wake Forest

Video Coordinator

Will Murphy (Wake Forest '13) / 1st season at Wake Forest

Student-Athlete Services

Jane Caldwell (UNC Greensboro) / 15th season at Wake Forest

Sports Medicine

Greg Collins (Kansas State '89) / 18th season at Wake Forest

Administrative Assistant

Lynne Heflin (Mary Washington College) / 29th season at Wake Forest

Communications

Scott Wortman (Ohio Northern '04) / 8th season at Wake Forest

Equipment Services

Craig Zakrzewski (Wake Forest '00) / 12th season at Wake Forest

PRONUNCIATION GUIDE

Arnaud William Adala Moto ar-NO William

.....ah-DAH-luh MO-toe

Jeff Bzdelik buzz-DELL-ick

Tyler Cavanaugh CAV-ah-nahw

Travis McKie rhymes with "sky"

Codi Miller-McIntyre MACK-in-tire

Doug Niedrich KNEE-drick

Aaron Rountree III ROWN-tree

Coron Williams KAH-ron

DEMON DEACON BASKETBALL

WAKE FOREST vs. MIAMI - FEB. 23, 2013



Official Basketball Box Score -- Game Totals -- Final Statistics
 Miami vs Wake Forest
 02/23/13 1:00 p.m. at Winston-Salem, N.C. - Joel Coliseum



Miami 65 • 22-4, 13-1 ACC

##	Player	f/g	Total	3-Ptr	FT-FTA	Rebounds			PF	TP	A	TO	Blk	Stl	Min
			FG-FGA	FG-FGA		Off	Def	Tot							
35	Kadji, Kenny	f	4-9	2-3	0-1	0	6	6	1	10	0	1	2	0	25
45	Gamble, Julian	f	1-4	0-0	0-0	2	3	5	4	2	0	0	2	0	13
00	Larkin, Shane	g	5-12	1-4	2-4	2	2	4	3	13	3	2	0	3	37
01	Scott, Durand	g	5-12	2-4	5-7	1	2	3	3	17	1	4	0	2	39
04	McKinney Jones, Trey	g	4-7	3-5	0-0	0	2	2	1	11	2	2	0	0	27
15	Brown, Rion		1-10	0-5	0-0	0	6	6	4	2	0	2	0	0	25
21	Swoope, Erik		2-2	0-0	0-1	2	0	2	4	4	0	0	0	0	11
23	Jekiri, Tonye		1-1	0-0	0-0	2	1	3	2	2	0	0	0	0	7
42	Johnson, Reggie		2-7	0-0	0-0	3	0	3	1	4	1	2	1	0	16
Team						1	0	1							
Totals			25-64	8-21	7-13	13	22	35	23	65	7	13	5	5	200

FG % 1st Half: 12-32 37.5% 2nd half: 13-32 40.6% Game: 25-64 39.1% Deadball Rebounds 2
 3FG % 1st Half: 5-11 45.5% 2nd half: 3-10 30.0% Game: 8-21 38.1%
 FT % 1st Half: 0-1 0.0% 2nd half: 7-12 58.3% Game: 7-13 53.8%

Wake Forest 80 • 12-14, 5-9 ACC

##	Player	f/g	Total	3-Ptr	FT-FTA	Rebounds			PF	TP	A	TO	Blk	Stl	Min
			FG-FGA	FG-FGA		Off	Def	Tot							
02	Thomas, Devin	f	2-9	0-0	6-10	3	5	8	2	10	1	0	3	0	31
30	McKie, Travis	f	2-4	0-2	4-4	0	10	10	1	8	2	1	5	1	34
45	Adala Moto, Arnaud	f	2-7	1-3	2-4	0	4	4	3	7	0	0	0	0	26
00	Miller-McIntyre, Codi	g	6-8	0-1	3-4	0	2	2	1	15	3	3	0	1	28
11	Harris, C.J.	g	7-13	5-5	4-6	1	3	4	2	23	1	3	0	0	36
01	Jones, Madison		3-3	0-0	2-3	0	5	5	5	8	3	3	0	4	19
10	Fischer, Chase		0-0	0-0	0-0	0	0	0	0	0	0	0	0	0	4
33	Rountree, Aaron		0-0	0-0	0-0	0	0	0	0	0	0	0	1	0	6
34	Cavanaugh, Tyler		4-4	1-1	0-0	1	0	1	1	9	1	2	0	1	16
Team						1	1	2							
Totals			26-48	7-12	21-31	6	30	36	15	80	11	12	9	7	200

FG % 1st Half: 16-28 57.1% 2nd half: 10-20 50.0% Game: 26-48 54.2% Deadball Rebounds 4
 3FG % 1st Half: 7-10 70.0% 2nd half: 0-2 0.0% Game: 7-12 58.3%
 FT % 1st Half: 3-6 50.0% 2nd half: 18-25 72.0% Game: 21-31 67.7%

Officials: Roger Ayers, Brian O'Connell, Joe Lindsay
 Technical fouls: Miami-None. Wake Forest-None.
 Attendance: 12037

Score by periods	1st	2nd	Total
Miami	29	36	65
Wake Forest	42	38	80

	In Paint	Off T/O	2nd Chance	Fast Break	Bench
Points UM	32	9	9	2	12
WF	30	15	9	15	17

Last FG - UM 2nd-00:37, WF 2nd-02:29.
 Largest lead - UM by 3 1st-17:10, WF by 19 1st-01:10.

Score tied - 2 times.
 Lead changed - 6 times.

DEMON DEACON BASKETBALL

2013-14 SEASON STATISTICS - ALL GAMES

RECORD:	OVERALL	HOME	AWAY	NEUTRAL
ALL GAMES	16-14	14-4	1-8	1-2
CONFERENCE	6-11	5-4	1-7	0-0
NON-CONFERENCE	10-3	9-0	0-1	1-2

#	Player	gp-gs	min	Total			3-Point		F-Throw		Rebounds			avg	pf	dq	a	to	blk	stl	pts	avg			
				fg-fga	fg%	3fg-fga	3fg%	ft-fa	ft%	off	def	tot													
00	Miller-McIntyre,Codi	29-28	934	32.2	141-319	.442	14-67	.209	90-140	.643	20	66	86	3.0	49	1	118	60	1	22	386	13.3			
30	McKie,Travis	30-30	883	29.4	101-234	.432	38-115	.330	102-127	.803	34	95	129	4.3	55	0	42	37	21	29	342	11.4			
02	Thomas,Devin	30-29	842	28.1	129-237	.544	0-0	.000	77-152	.507	59	171	230	7.7	97	5	45	76	27	17	335	11.2			
13	Williams,Coron	30-10	741	24.7	99-225	.440	59-157	.376	21-25	.840	13	53	66	2.2	48	0	35	10	2	21	278	9.3			
34	Cavanaugh,Tyler	30-22	651	21.7	81-191	.424	19-62	.306	96-120	.800	32	92	124	4.1	84	1	20	41	11	7	277	9.2			
45	Adala Moto,Arnaud	30-8	569	19.0	70-155	.452	1-7	.143	61-93	.656	52	106	158	5.3	84	2	16	45	4	15	202	6.7			
01	Jones,Madison	30-22	660	22.0	34-77	.442	2-5	.400	34-71	.479	9	49	58	1.9	66	1	91	66	6	37	104	3.5			
20	Overton,Miles	26-0	220	8.5	21-64	.328	12-39	.308	15-26	.577	6	12	18	0.7	28	0	15	13	1	5	69	2.7			
31	Washington,Andre	27-1	210	7.8	23-45	.511	0-0	.000	16-31	.516	20	28	48	1.8	38	0	5	10	37	3	62	2.3			
33	Rountree,Aaron	29-0	295	10.2	16-41	.390	2-8	.250	7-18	.389	14	33	47	1.6	34	0	16	8	16	12	41	1.4			
43	VanHorn,Trent	4-0	4	1.0	1-2	.500	0-0	.000	3-4	.750	0	1	1	0.3	0	0	0	0	0	0	5	1.3			
51	O'Brien,Grant	4-0	4	1.0	1-2	.500	0-0	.000	1-2	.500	0	2	2	0.5	0	0	0	0	0	0	3	0.8			
41	Antonelli,Duke	4-0	4	1.0	1-2	.500	0-0	.000	0-0	.000	1	0	1	0.3	0	0	0	0	0	0	2	0.5			
35	Prendergast,Stephen	3-0	3	1.0	1-2	.500	0-0	.000	0-0	.000	0	0	0	0.0	0	0	0	0	0	0	2	0.7			
52	Niedrich,Doug	4-0	5	1.3	0-1	.000	0-0	.000	0-0	.000	0	2	2	0.5	1	0	1	0	0	0	0	0.0			
Team											52	39	91												7
Total.....		30	6025	719-1597		.450	147-460	.320	523-809	.646	312	749	1061	35.4	584	10	404	373	126	168	2108	70.3			
Opponents.....		30	6025	738-1748		.422	169-544	.311	474-692	.685	375	713	1088	36.3	635	-	370	348	110	199	2119	70.6			

TEAM STATISTICS	WF	OPP	Date	Opponent	Score	Att.		
SCORING	2108	2119	11/08/13	COLGATE	w 89-78	7402		
Points per game	70.3	70.6	11/12/13	VMI	w 98-71	5581		
Scoring margin	-0.4	-	11/15/13	PRESBYTERIAN	w 69-48	7823		
FIELD GOALS-ATT	719-1597	738-1748	11/18/13	JACKSONVILLE	w 90-83	5619		
Field goal pct	.450	.422	11/21/13	THE CITADEL	w 82-54	6234		
3 POINT FG-ATT	147-460	169-544	& 11/28/13	vs Kansas	L 78-87	3380		
3-point FG pct	.320	.311	& 11/29/13	vs USC	w 77-63	1538		
3-pt FG made per game	4.9	5.6	& 11/30/13	vs Tennessee	L 63-82	1400		
FREE THROWS-ATT	523-809	474-692	12/04/13	TULANE	w 72-57	6176		
Free throw pct	.646	.685	12/07/13	RICHMOND	wot 76-66	8237		
F-Throws made per game	17.4	15.8	12/17/13	ST. BONAVENTURE	w 77-62	7291		
REBOUNDS	1061	1088	12/21/13	UNCG	w 59-51	8467		
Rebounds per game	35.4	36.3	12/28/13	at Xavier	L 53-68	10064		
Rebounding margin	-0.9	-	* 01/05/14	NORTH CAROLINA	w 73-67	12462		
ASSISTS	404	370	* 01/08/14	at Virginia	L 51-74	10114		
Assists per game	13.5	12.3	* 01/11/14	at Pittsburgh	L 65-80	12515		
TURNOVERS	373	348	* 01/15/14	NC STATE	w 70-69	10881		
Turnovers per game	12.4	11.6	* 01/18/14	at Clemson	L 53-61	9842		
Turnover margin	-0.8	-	* 01/22/14	at Virginia Tech	w 83-77	5156		
Assist/turnover ratio	1.1	1.1	* 01/25/14	NOTRE DAME	w 65-58	11710		
STEALS	168	199	* 01/29/14	SYRACUSE	L 57-67	12523		
Steals per game	5.6	6.6	* 02/01/14	GEORGIA TECH	L 70-79	10288		
BLOCKS	126	110	* 02/04/14	at Duke	L 63-83	9314		
Blocks per game	4.2	3.7	* 02/11/14	at NC State	L 67-82	13316		
ATTENDANCE	162005	106552	* 02/15/14	FLORIDA STATE	L 60-67	10043		
Home games-Avg/Game	18-9000	9-11137	* 02/18/14	at Maryland	L 60-71	10665		
Neutral site-Avg/Game	-	3-2106	* 02/22/14	at North Carolina	L 72-105	19248		
			* 02/25/14	CLEMSON	w 62-57	8527		
Score by Periods	1st	2nd	OT	Totals				
Wake Forest	962	1131	15	2108				
Opponents	1016	1098	5	2119				
					* 03/01/14	BOSTON COLLEGE	L 72-80	10705
					* 03/05/14	DUKE	w 82-72	12036

& = Battle 4 Atlantis (Paradise Island, Bahamas)
 * = Conference game
 # = ACC Tournament (Greensboro, N.C.)

DEMON DEACON BASKETBALL

2013-14 SEASON STATISTICS - CONFERENCE GAMES

RECORD:	OVERALL	HOME	AWAY	NEUTRAL
ALL GAMES	6-11	5-4	1-7	0-0
CONFERENCE	6-11	5-4	1-7	0-0
NON-CONFERENCE	0-0	0-0	0-0	0-0

##	Player	gp-gs	min	avg	Total			3-Point		F-Throw		Rebounds			pf	dq	a	to	blk	stl	pts	avg		
					fg-fga	fg%	3fg-fga	3fg%	ft-fa	ft%	off	def	tot	avg										
30	McKie, Travis	17-17	525	30.9	59-134	.440	23-72	.319	66-83	.795	14	49	63	3.7	33	0	19	24	7	17	207	12.2		
02	Thomas, Devin	17-17	498	29.3	71-127	.559	0-0	.000	43-87	.494	28	81	109	6.4	58	3	28	49	16	12	185	10.9		
00	Miller-McIntyre, Codi	16-15	503	31.4	64-158	.405	3-31	.097	34-61	.557	8	32	40	2.5	29	1	66	32	0	10	165	10.3		
34	Cavanaugh, Tyler	17-9	375	22.1	46-107	.430	11-32	.344	59-69	.855	15	39	54	3.2	49	1	12	22	8	5	162	9.5		
13	Williams, Coron	17-6	422	24.8	52-119	.437	28-85	.329	11-13	.846	5	25	30	1.8	31	0	18	6	0	10	143	8.4		
45	Adala Moto, Arnaud	17-8	369	21.7	44-88	.500	1-1	1.000	51-70	.729	25	63	88	5.2	49	1	11	31	3	8	140	8.2		
01	Jones, Madison	17-13	355	20.9	15-39	.385	0-0	.000	20-36	.556	6	25	31	1.8	38	1	44	34	3	21	50	2.9		
20	Overton, Miles	14-0	118	8.4	12-29	.414	8-20	.400	7-13	.538	2	7	9	0.6	16	0	7	8	0	3	39	2.8		
33	Rountree, Aaron	16-0	151	9.4	6-21	.286	1-6	.167	2-5	.400	6	17	23	1.4	18	0	7	3	9	9	15	0.9		
31	Washington, Andre	14-0	79	5.6	5-9	.556	0-0	.000	4-8	.500	5	10	15	1.1	15	0	0	2	10	1	14	1.0		
43	VanHorn, Trent	1-0	1	1.0	0-1	.000	0-0	.000	3-4	.750	0	0	0	0.0	0	0	0	0	0	0	3	3.0		
51	O'Brien, Grant	1-0	1	1.0	1-1	1.000	0-0	.000	0-0	.000	0	0	0	0.0	0	0	0	0	0	0	2	2.0		
52	Niedrich, Doug	1-0	2	2.0	0-0	.000	0-0	.000	0-0	.000	0	0	0	0.0	0	0	1	0	0	0	0	0.0		
41	Antonelli, Duke	1-0	1	1.0	0-0	.000	0-0	.000	0-0	.000	0	0	0	0.0	0	0	0	0	0	0	0	0.0		
Team											28	14	42											
Total.....		17	3400	375-833		.450	75-247	.304	300-449	.668	142	362	504	29.6	336	7	213	215	56	96	1125	66.2		
Opponents.....		17	3400	430-967		.445	101-301	.336	288-409	.704	235	391	626	36.8	355	-	215	195	63	110	1249	73.5		

TEAM STATISTICS	WF	OPP	Date	Opponent	Score	Att.
SCORING	1125	1249	* 01/05/14	NORTH CAROLINA	w 73-67	12462
Points per game	66.2	73.5	* 01/08/14	at Virginia	L 51-74	10114
Scoring margin	-7.3	-	* 01/11/14	at Pittsburgh	L 65-80	12515
FIELD GOALS-ATT	375-833	430-967	* 01/15/14	NC STATE	w 70-69	10881
Field goal pct	.450	.445	* 01/18/14	at Clemson	L 53-61	9842
3 POINT FG-ATT	75-247	101-301	* 01/22/14	at Virginia Tech	w 83-77	5156
3-point FG pct	.304	.336	* 01/25/14	NOTRE DAME	w 65-58	11710
3-pt FG made per game	4.4	5.9	* 01/29/14	SYRACUSE	L 57-67	12523
FREE THROWS-ATT	300-449	288-409	* 02/01/14	GEORGIA TECH	L 70-79	10288
Free throw pct	.668	.704	* 02/04/14	at Duke	L 63-83	9314
F-Throws made per game	17.6	16.9	* 02/11/14	at NC State	L 67-82	13316
REBOUNDS	504	626	* 02/15/14	FLORIDA STATE	L 60-67	10043
Rebounds per game	29.6	36.8	* 02/18/14	at Maryland	L 60-71	10665
Rebounding margin	-7.2	-	* 02/22/14	at North Carolina	L 72-105	19248
ASSISTS	213	215	* 02/25/14	CLEMSON	w 62-57	8527
Assists per game	12.5	12.6	* 03/01/14	BOSTON COLLEGE	L 72-80	10705
TURNOVERS	215	195	* 03/05/14	DUKE	w 82-72	12036
Turnovers per game	12.6	11.5				
Turnover margin	-1.2	-	& = Battle 4 Atlantis (Paradise Island, Bahamas)			
Assist/turnover ratio	1.0	1.1	* = Conference game			
STEALS	96	110	# = ACC Tournament (Greensboro, N.C.)			
Steals per game	5.6	6.5				
BLOCKS	56	63				
Blocks per game	3.3	3.7				
ATTENDANCE	99175	90170				
Home games-Avg/Game	9-11019	8-11271				
Neutral site-Avg/Game	-	0-0				

Score by Periods	1st	2nd	Totals
Wake Forest	510	615	1125
Opponents	587	662	1249

DEMON DEACON BASKETBALL

WAKE FOREST SEASON & CAREER STATISTICS

SEASON STATISTICS

CAREER STATISTICS

SUMMARY	gp-gs	min/g	fg%	3fg%	ft%	r/g	a/g	stl	blk	pts/g	gp-gs	min/g	fg%	3fg%	ft%	r/g	a/g	stl	blk	pts/g
Miller-McIntyre, Codi	29-28	32.2	.442	.209	.643	3.0	4.1	22	1	13.3	59-57	30.5	.430	.264	.624	2.8	3.3	41	2	10.7
McKie, Travis	30-30	29.4	.432	.330	.803	4.3	1.4	29	21	11.4	124-124	31.8	.467	.335	.757	6.5	1.2	126	101	13.5
Thomas, Devin	30-29	28.1	.544	.000	.507	7.7	1.5	17	27	11.2	61-60	27.7	.522	.000	.527	7.6	1.4	49	70	10.1
Williams, Coron	30-10	24.7	.440	.376	.840	2.2	1.2	21	2	9.3	30-10	24.7	.440	.376	.840	2.2	1.2	21	2	9.3
Cavanaugh, Tyler	30-22	21.7	.424	.306	.800	4.1	0.7	7	11	9.2	61-28	19.2	.376	.273	.787	3.3	0.6	13	16	7.1
Adala Moto, Arnaud	30-8	19.0	.452	.143	.656	5.3	0.5	15	4	6.7	61-27	17.6	.428	.161	.629	4.6	0.5	34	8	6.2
Jones, Madison	30-22	22.0	.442	.400	.479	1.9	3.0	37	6	3.5	61-27	20.4	.470	.167	.483	1.5	2.6	76	16	3.5
Overton, Miles	26-0	8.5	.328	.308	.577	0.7	0.6	5	1	2.7	26-0	8.5	.328	.308	.577	0.7	0.6	5	1	2.7
Washington, Andre	27-1	7.8	.511	.000	.516	1.8	0.2	3	37	2.3	44-1	6.7	.483	.000	.561	1.3	0.1	3	41	1.8
Rountree, Aaron	29-0	10.2	.390	.250	.389	1.6	0.6	12	16	1.4	59-0	10.5	.453	.300	.489	1.7	0.6	37	44	1.8
VanHorn, Trent	4-0	1.0	.500	.000	.750	0.3	0.0	0	0	1.3	4-0	1.0	.500	.000	.750	0.3	0.0	0	0	1.3
O'Brien, Grant	4-0	1.0	.500	.000	.500	0.5	0.0	0	0	0.8	6-0	1.0	.500	.000	.500	0.5	0.0	0	0	0.5
Antonelli, Duke	4-0	1.0	.500	.000	.000	0.3	0.0	0	0	0.5	6-0	1.0	.333	.000	.000	0.3	0.0	0	0	0.3
Prendergast, Stephen	3-0	1.0	.500	.000	.000	0.0	0.0	0	0	0.7	3-0	1.0	.500	.000	.000	0.0	0.0	0	0	0.7
Niedrich, Doug	4-0	1.3	.000	.000	.000	0.5	0.3	0	0	0.0	7-0	1.1	.000	.000	.000	0.4	0.1	0	0	0.0

SCORING	fg-fga	fg%	3fg-fga	3fg%	ft-fa	ft%	pts	pts/g	fg-fga	fg%	3fg-fga	3fg%	ft-fa	ft%	pts	pts/g
Miller-McIntyre, Codi	141-319	.442	14-67	.209	90-140	.643	386	13.3	240-558	.430	34-129	.264	116-186	.624	630	10.7
McKie, Travis	101-234	.432	38-115	.330	102-127	.803	342	11.4	565-1211	.467	120-358	.335	426-563	.757	1676	13.5
Thomas, Devin	129-237	.544	0-0	.000	77-152	.507	335	11.2	235-450	.522	0-0	.000	147-279	.527	617	10.1
Williams, Coron	99-225	.440	59-157	.376	21-25	.840	278	9.3	99-225	.440	59-157	.376	21-25	.840	278	9.3
Cavanaugh, Tyler	81-191	.424	19-62	.306	96-120	.800	277	9.2	131-348	.376	33-121	.273	137-174	.787	432	7.1
Adala Moto, Arnaud	70-155	.452	1-7	.143	61-93	.656	202	6.7	131-306	.428	5-31	.161	110-175	.629	377	6.2
Jones, Madison	34-77	.442	2-5	.400	34-71	.479	104	3.5	79-168	.470	2-12	.167	56-116	.483	216	3.5
Overton, Miles	21-64	.328	12-39	.308	15-26	.577	69	2.7	21-64	.328	12-39	.308	15-26	.577	69	2.7
Washington, Andre	23-45	.511	0-0	.000	16-31	.516	62	2.3	28-58	.483	0-0	.000	23-41	.561	79	1.8
Rountree, Aaron	16-41	.390	2-8	.250	7-18	.389	41	1.4	39-86	.453	6-20	.300	22-45	.489	106	1.8
VanHorn, Trent	1-2	.500	0-0	.000	3-4	.750	5	1.3	1-2	.500	0-0	.000	3-4	.750	5	1.3
O'Brien, Grant	1-2	.500	0-0	.000	1-2	.500	3	0.8	1-2	.500	0-0	.000	1-2	.500	3	0.5
Antonelli, Duke	1-2	.500	0-0	.000	0-0	.000	2	0.5	1-3	.333	0-0	.000	0-0	.000	2	0.3
Prendergast, Stephen	1-2	.500	0-0	.000	0-0	.000	2	0.7	1-2	.500	0-0	.000	0-0	.000	2	0.7
Niedrich, Doug	0-1	.000	0-0	.000	0-0	.000	0	0.0	0-1	.000	0-0	.000	0-0	.000	0	0.0

TOTALS	o-reb	d-reb	t-reb	pf	fo	ast	to	a/to	o-reb	d-reb	t-reb	pf	fo	ast	to	a/to
Miller-McIntyre, Codi	20	66	86	49	1	118	60	2.0	35	133	168	112	2	196	117	1.7
McKie, Travis	34	95	129	55	0	42	37	1.1	240	569	809	264	2	145	233	0.6
Thomas, Devin	59	171	230	97	5	45	76	0.6	138	326	464	163	5	86	153	0.6
Williams, Coron	13	53	66	48	0	35	10	3.5	13	53	66	48	0	35	10	3.5
Cavanaugh, Tyler	32	92	124	84	1	20	41	0.5	63	138	201	158	2	36	78	0.5
Adala Moto, Arnaud	52	106	158	84	2	16	45	0.4	88	190	278	155	5	30	78	0.4
Jones, Madison	9	49	58	66	1	91	66	1.4	17	74	91	135	3	157	123	1.3
Overton, Miles	6	12	18	28	0	15	13	1.2	6	12	18	28	0	15	13	1.2
Washington, Andre	20	28	48	38	0	5	10	0.5	22	37	59	53	0	5	14	0.4
Rountree, Aaron	14	33	47	34	0	16	8	2.0	26	76	102	78	0	35	25	1.4
VanHorn, Trent	0	1	1	0	0	0	0	0.0	0	1	1	0	0	0	0	0.0
O'Brien, Grant	0	2	2	0	0	0	0	0.0	0	3	3	0	0	0	0	0.0
Antonelli, Duke	1	0	1	0	0	0	0	0.0	1	1	2	0	0	0	0	0.0
Prendergast, Stephen	0	0	0	0	0	0	0	0.0	0	0	0	0	0	0	0	0.0
Niedrich, Doug	0	2	2	1	0	1	0	0.0	0	3	3	2	0	1	0	0.0

DEMON DEACON BASKETBALL

2013-14 SEASON RESULTS

OVERALL: 16-14 / ACC: 6-11 / HOME: 14-4 / ROAD: 1-8 / NEUTRAL: 1-2

Date	WFU Rank	OPP Rank	Opponent	W/L	Score	Record	WFU High Scorer	OPP High Scorer	High Rebounds	High Assists	Attend.
N8	--	-	COLGATE	W	89-78	1-0	Devin Thomas 12	Pat Moore 17	Travis McKie 7 C. Miller-McIntyre 7	C. Miller-McIntyre 4	7,402
N12	--	--	VMI	W	98-71	2-0	C. Miller-McIntyre 23	QJ Peterson 16	Devin Thomas 17	Madison Jones 9	5,581
N15	--	--	PRESBYTERIAN	W	69-48	3-0	C. Miller-McIntyre 20	Reggie Dillard 20	Devin Thomas 11	Miles Overton 5	7,823
N18	--	--	JACKSONVILLE	W	90-83	4-0	Travis McKie 22	Jarvis Haywood 19	Devin Thomas 16	Devin Thomas 5	5,619
N21	--	--	THE CITADEL	W	82-54	5-0	Coron Williams 12	Brian White 18	Devin Thomas 8	C. Miller-McIntyre 8	6,234
N28	--	2/2	vs. Kansas %	L	78-87	5-1	C. Miller-McIntyre 26	Andrew Wiggins 17	Tyler Cavanaugh 8	Madison Jones 4 C. Miller-McIntyre 4	3,380
N29	--	--	vs. USC %	W	77-63	6-1	Coron Williams 15	Byron Wesley 12	Devin Thomas 8	C. Miller-McIntyre 4 Devin Thomas 4	1,538
N30	--	rv/rv	vs. Tennessee %	L	63-82	6-2	C. Miller-McIntyre 17	Jarnell Stokes 21	A.W. Adala Moto 5	Madison Jones 4 C. Miller-McIntyre 4	1,400
D4	--	--	TULANE	W	72-57	7-2	Coron Williams 18	Louis Dabney 29	Devin Thomas 6	C. Miller-McIntyre 4 Coron Williams 4	6,176
D7	--	--	RICHMOND	W	76-66 (ot)	8-2	C. Miller-McIntyre 26	Cedrick Lindsay 18	Devin Thomas 19	C. Miller-McIntyre 4	8,237
D17	--	--	ST. BONAVENTURE	W	77-62	9-2	C. Miller-McIntyre 20	Andell Cumberbatch 19	Tyler Cavanaugh 8	Madison Jones 6	7,291
D21	--	--	UNCG	W	59-51	10-2	Tyler Cavanaugh 12 Devin Thomas 12	Kyle Cain 16	Devin Thomas 13	Madison Jones 2	8,467
D28	--	--	at Xavier	L	53-68	10-3	C. Miller-McIntyre 11	Matt Stainbrook 21	A.W. Adala Moto 6	C. Miller-McIntyre 4	10,064
J5	--	19/19	NORTH CAROLINA	W	73-67	11-3, 1-0	Travis McKie 16	James M. McAdoo 13	A.W. Adala Moto 9 Devin Thomas 9	C. Miller-McIntyre 4 Devin Thomas 4	12,462
J8	--	--	at Virginia	L	51-74	11-4, 1-1	Coron Williams 11	Malcom Brogdon 14	Travis McKie 4	Madison Jones 3 C. Miller-McIntyre 3	10,114
J11	--	rv/rv	at Pittsburgh	L	65-80	11-5, 1-2	Devin Thomas 17	Lamar Patterson 27	Devin Thomas 9	C. Miller-McIntyre 4	12,515
J15	--	--	NC STATE	W	70-69	12-5, 2-2	C. Miller-McIntyre 20	T.J. Warren 22	A.W. Adala Moto 11	Madison Jones 7	10,881
J18	--	--	at Clemson	L	53-61	12-6, 2-3	Coron Williams 13	K.J. McDaniels 15	A.W. Adala Moto 6 Devin Thomas 6	C. Miller-McIntyre 3	9,842
J22	--	--	at Virginia Tech	W	83-77	13-6, 3-3	Travis McKie 24	Devin Wilson 26	Devin Thomas 9	C. M.-McIntyre 10	5,156
J25	--	--	NOTRE DAME	W	65-58	14-6, 4-3	Devin Thomas 21	Garrick Sherman 20	Tyler Cavanaugh 7	Madison Jones 3	11,710
J29	--	2/2	SYRACUSE	L	57-67	14-7, 4-4	Travis McKie 12 Devin Thomas 12	Tyler Ennis 18	Travis McKie 6 Coron Williams 6	Madison Jones 3 Devin Thomas 3	12,523
F1	--	--	GEORGIA TECH	L	70-79	14-8, 4-5	Travis McKie 26	M. Georges-Hunt 23	Devin Thomas 9	Devin Thomas 4	10,288
F4	--	11/11	at Duke	L	63-83	14-9, 4-6	Devin Thomas 14	Jabari Parker 21	A.W. Adala Moto 10	Madison Jones 3 Devin Thomas 3	9,314
F11	--	--	at NC State	L	67-82	14-10, 4-7	C. Miller-McIntyre 15	T.J. Warren 34	Devin Thomas 6	C. Miller-McIntyre 7	13,316
F15	--	--	FLORIDA STATE	L	60-67	14-11, 4-8	Coron Williams 18	Ian Miller 25	Tyler Cavanaugh 7 Travis McKie 7	Travis McKie 3 Coron Williams 3	10,043
F18	--	--	at Maryland	L	60-71	14-12, 4-9	Travis McKie 16	Nick Faust 20	Devin Thomas 15	C. M.-McIntyre 5	10,665
F22	--	rv/rv	at North Carolina	L	72-105	14-13, 4-10	Coron Williams 19	Leslie McDonald 19	Devin Thomas 5	C. M.-McIntyre 4 Aaron Rountree III 4	19,248
F25	--	--	CLEMSON	W	62-57	15-13, 5-10	Tyler Cavanaugh 12 Devin Thomas 12	Damarcus Harrison 15	Travis McKie 5 Devin Thomas 5	C. M.-McIntyre 6	8,527
M1	--	--	BOSTON COLLEGE	L	72-80	15-14, 5-11	Travis McKie 18 Devin Thomas 18	Ryan Anderson 24	Tyler Cavanaugh 5	Madison Jones 3 Coron Williams 3	10,705
M5	--	4/4	DUKE	W	82-72	16-14, 6-11	Tyler Cavanaugh 20	Jabari Parker 19	Devin Thomas 8	C. M.-McIntyre 8	12,036
M8	--	--	at Miami								
M12-16			ACC Tournament #								

CAPS - home game

% - Battle 4 Atlantis (Paradise Island, Bahamas)

- ACC Tournament at Greensboro, N.C. (Greensboro Coliseum)

Rank = Associated Press / Coaches

DEMON DEACON BASKETBALL

SEASON STATISTICS BREAKDOWN

OVERALL STATISTICS W-L: 16-14 / ACC: 6-11 / HOME: 14-4 / ROAD: 1-8 / NEUTRAL: 1-2

#	Player	GP	GS	Min	Avg	FG	FGA	Pct	3FG	FGA	Pct	FT	FTA	Pct	Off	Def	Tot	Avg	PF	FO	A	TO	Blk	Stl	Pts	Avg
00	Miller-McIntyre,Codi	29	28	934	32.2	141	319	.442	14	67	.209	90	140	.643	20	66	86	3.0	49	1	118	60	1	22	386	13.3
30	McKie,Travis	30	30	883	29.4	101	234	.432	38	115	.330	102	127	.803	34	95	129	4.3	55	0	42	37	21	29	342	11.4
02	Thomas,Devin	30	29	842	28.1	129	237	.544	0	0	.000	77	152	.507	59	171	230	7.7	97	5	45	76	27	17	335	11.2
13	Williams,Coron	30	10	741	24.7	99	225	.440	59	157	.376	21	25	.840	13	53	66	2.2	48	0	35	10	2	21	278	9.3
34	Cavanaugh,Tyler	30	22	651	21.7	81	191	.424	19	62	.306	96	120	.800	32	92	124	4.1	84	1	20	41	11	7	277	9.2
45	Adala Moto,Arnaud	30	8	569	19.0	70	155	.452	1	7	.143	61	93	.656	52	106	158	5.3	84	2	16	45	4	15	202	6.7
01	Jones,Madison	30	22	660	22.0	34	77	.442	2	5	.400	34	71	.479	9	49	58	1.9	66	1	91	66	6	37	104	3.5
20	Overton,Miles	26	0	220	8.5	21	64	.328	12	39	.308	15	26	.577	6	12	18	0.7	28	0	15	13	1	5	69	2.7
31	Washington,Andre	27	1	210	7.8	23	45	.511	0	0	.000	16	31	.516	20	28	48	1.8	38	0	5	10	37	3	62	2.3
33	Rountree,Aaron	29	0	295	10.2	16	41	.390	2	8	.250	7	18	.389	14	33	47	1.6	34	0	16	8	16	12	41	1.4
43	VanHorn,Trent	4	0	4	1.0	1	2	.500	0	0	.000	3	4	.750	0	1	1	0.3	0	0	0	0	0	0	5	1.3
51	O'Brien,Grant	4	0	4	1.0	1	2	.500	0	0	.000	1	2	.500	0	2	2	0.5	0	0	0	0	0	0	3	0.8
41	Antonelli,Duke	4	0	4	1.0	1	2	.500	0	0	.000	0	0	.000	1	0	1	0.3	0	0	0	0	0	0	2	0.5
35	Prendergast,Stephen	3	0	3	1.0	1	2	.500	0	0	.000	0	0	.000	0	0	0	0.0	0	0	0	0	0	0	2	0.7
52	Niedrich,Doug	4	0	5	1.3	0	1	.000	0	0	.000	0	0	.000	0	2	2	0.5	1	0	1	0	0	0	0	0.0
TM	TEAM.....														52	39	91	3.0	0			7				0
	Total.....	30				719	1597	.450	147	460	.320	523	809	.646	312	749	1061	35.4	584	10	404	373	126	168	2108	70.3
	Opponents.....	30				738	1748	.422	169	544	.311	474	692	.685	375	713	1088	36.3	635	15	370	348	110	199	2119	70.6

SCORE BY PERIODS	1ST	2ND	OT	TOTAL
Wake Forest	962	1131	15	2108
Opponents	1016	1098	5	2119

CONFERENCE STATISTICS W-L: 6-11 / HOME: 5-4 / ROAD: 1-7

#	Player	GP	GS	Min	Avg	FG	FGA	Pct	3FG	FGA	Pct	FT	FTA	Pct	Off	Def	Tot	Avg	PF	FO	A	TO	Blk	Stl	Pts	Avg
30	McKie,Travis	17	17	525	30.9	59	134	.440	23	72	.319	66	83	.795	14	49	63	3.7	33	0	19	24	7	17	207	12.2
02	Thomas,Devin	17	17	498	29.3	71	127	.559	0	0	.000	43	87	.494	28	81	109	6.4	58	3	28	49	16	12	185	10.9
00	Miller-McIntyre,Codi	16	15	503	31.4	64	158	.405	3	31	.097	34	61	.557	8	32	40	2.5	29	1	66	32	0	10	165	10.3
34	Cavanaugh,Tyler	17	9	375	22.1	46	107	.430	11	32	.344	59	69	.855	15	39	54	3.2	49	1	12	22	8	5	162	9.5
13	Williams,Coron	17	6	422	24.8	52	119	.437	28	85	.329	11	13	.846	5	25	30	1.8	31	0	18	6	0	10	143	8.4
45	Adala Moto,Arnaud	17	8	369	21.7	44	88	.500	1	1	1.000	51	70	.729	25	63	88	5.2	49	1	11	31	3	8	140	8.2
01	Jones,Madison	17	13	355	20.9	15	39	.385	0	0	.000	20	36	.556	6	25	31	1.8	38	1	44	34	3	21	50	2.9
20	Overton,Miles	14	0	118	8.4	12	29	.414	8	20	.400	7	13	.538	2	7	9	0.6	16	0	7	8	0	3	39	2.8
33	Rountree,Aaron	16	0	151	9.4	6	21	.286	1	6	.167	2	5	.400	6	17	23	1.4	18	0	7	3	9	9	15	0.9
31	Washington,Andre	14	0	79	5.6	5	9	.556	0	0	.000	4	8	.500	5	10	15	1.1	15	0	0	2	10	1	14	1.0
43	VanHorn,Trent	1	0	1	1.0	0	1	.000	0	0	.000	3	4	.750	0	0	0	0.0	0	0	0	0	0	0	3	3.0
51	O'Brien,Grant	1	0	1	1.0	1	1	1.000	0	0	.000	0	0	.000	0	0	0	0.0	0	0	0	0	0	0	2	2.0
52	Niedrich,Doug	1	0	2	2.0	0	0	.000	0	0	.000	0	0	.000	0	0	0	0.0	0	0	1	0	0	0	0	0.0
41	Antonelli,Duke	1	0	1	1.0	0	0	.000	0	0	.000	0	0	.000	0	0	0	0.0	0	0	0	0	0	0	0	0.0
TM	TEAM.....														28	14	42	2.5	0			4				0
	Total.....	17				375	833	.450	75	247	.304	300	449	.668	142	362	504	29.6	336	7	213	215	56	96	1125	66.2
	Opponents.....	17				430	967	.445	101	301	.336	288	409	.704	235	391	626	36.8	355	11	215	195	63	110	1249	73.5

SCORE BY PERIODS	1ST	2ND	OT	TOTAL
Wake Forest	510	615	--	1125
Opponents	587	662	--	1249

NON-CONFERENCE STATISTICS W-L: 10-3 / HOME: 9-0 / ROAD: 0-1 / NEUTRAL: 1-2

#	Player	GP	GS	Min	Avg	FG	FGA	Pct	3FG	FGA	Pct	FT	FTA	Pct	Off	Def	Tot	Avg	PF	FO	A	TO	Blk	Stl	Pts	Avg
00	Miller-McIntyre,Codi	13	13	431	33.2	77	161	.478	11	36	.306	56	79	.709	12	34	46	3.5	20	0	52	28	1	12	221	17.0
02	Thomas,Devin	13	12	344	26.5	58	110	.527	0	0	.000	34	65	.523	31	90	121	9.3	39	2	17	27	11	5	150	11.5
30	McKie,Travis	13	13	358	27.5	42	100	.420	15	43	.349	36	44	.818	20	46	66	5.1	22	0	23	13	14	12	135	10.4
13	Williams,Coron	13	4	319	24.5	47	106	.443	31	72	.431	10	12	.833	8	28	36	2.8	17	0	17	4	2	11	135	10.4
34	Cavanaugh,Tyler	13	13	276	21.2	35	84	.417	8	30	.267	37	51	.725	17	53	70	5.4	35	0	8	19	3	2	115	8.8
45	Adala Moto,Arnaud	13	0	200	15.4	26	67	.388	0	6	.000	10	23	.435	27	43	70	5.4	35	1	5	14	1	7	62	4.8
01	Jones,Madison	13	9	305	23.5	19	38	.500	2	5	.400	14	35	.400	3	24	27	2.1	28	0	47	32	3	16	54	4.2
31	Washington,Andre	13	1	131	10.1	18	36	.500	0	0	.000	12	23	.522	15	18	33	2.5	23	0	5	8	27	2	48	3.7
20	Overton,Miles	12	0	102	8.5	9	35	.257	4	19	.211	8	13	.615	4	5	9	0.8	12	0	8	5	1	2	30	2.5
33	Rountree,Aaron	13	0	144	11.1	10	20	.500	1	2	.500	5	13	.385	8	16	24	1.8	16	0	9	5	7	3	26	2.0
41	Antonelli,Duke	3	0	3	1.0	1	2	.500	0	0	.000	0	0	.000	1	0	1	0.3	0	0	0	0	0	0	2	0.7
35	Prendergast,Stephen	3	0	3	1.0	1	2	.500	0	0	.000	0	0	.000	0	0	0	0.0	0	0	0	0	0	0	2	0.7
43	VanHorn,Trent	3	0	3	1.0	1	1	1.000	0	0	.000	0	0	.000	0	1	1	0.3	0	0	0	0	0	0	2	0.7
51	O'Brien,Grant	3	0	3	1.0	0	1	.000	0	0	.000	1	2	.500	0	2	2	0.7	0	0	0	0	0	0	1	0.3
52	Niedrich,Doug	3	0	3	1.0	0	1	.000	0	0	.000	0	0	.000	0	2	2	0.7	1	0	0	0	0	0	0	0.0
TM	TEAM.....														24	25	49	3.8	0			3				0
	Total.....	13				344	764	.450	72	213	.338	223	360	.619	170	387	557	42.8	248	3	191	158	70	72	983	75.6
	Opponents.....	13				308	781	.394	68	243	.280	186	283	.657	140	322	462	35.5	280	4	155	153	47	89	870	66.9

SCORE BY PERIODS	1ST	2ND	OT	TOTAL
Wake Forest	452	516	15	983
Opponents	429	436	5	870

DEMON DEACON BASKETBALL

SEASON STATISTICS BREAKDOWN

HOME GAMES W-L: 14-4 / ACC: 5-4 / NON-CONFERENCE: 9-0

#	Player	GP	GS	Min	Avg	FG	FGA	Pct	3FG	FGA	Pct	FT	FTA	Pct	Off	Def	Tot	Avg	PF	FO	A	TO	Blk	Stl	Pts	Avg
00	Miller-McIntyre, Codi	18	18	585	32.5	93	197	.472	9	39	.231	63	96	.656	14	45	59	3.3	31	1	66	37	1	13	258	14.3
30	McKie, Travis	18	18	543	30.2	67	151	.444	23	77	.299	77	91	.846	22	58	80	4.4	31	0	27	22	18	23	234	13.0
02	Thomas, Devin	18	17	533	29.6	82	144	.569	0	0	.000	57	99	.576	37	119	156	8.7	54	0	26	42	19	13	221	12.3
34	Cavanaugh, Tyler	18	14	402	22.3	46	110	.418	10	35	.286	69	87	.793	25	61	86	4.8	48	1	14	26	8	3	171	9.5
13	Williams, Coron	18	6	456	25.3	59	141	.418	36	99	.364	14	16	.875	7	39	46	2.6	27	0	25	5	2	14	168	9.3
45	Adala Moto, Arnaud	18	4	321	17.8	43	88	.489	1	4	.250	38	62	.613	29	71	100	5.6	44	1	9	24	3	7	125	6.9
01	Jones, Madison	18	12	366	20.3	18	48	.375	2	5	.400	15	31	.484	2	32	34	1.9	43	1	59	41	0	25	53	2.9
20	Overton, Miles	15	0	129	8.6	11	40	.275	4	25	.160	8	13	.615	2	4	6	0.4	15	0	13	4	1	3	34	2.3
31	Washington, Andre	16	1	105	6.6	10	26	.385	0	0	.000	9	20	.450	13	19	32	2.0	21	0	3	8	20	3	29	1.8
33	Rountree, Aaron	17	0	170	10.0	9	24	.375	1	6	.167	4	12	.333	6	19	25	1.5	21	0	7	5	13	8	23	1.4
41	Antonelli, Duke	3	0	3	1.0	1	2	.500	0	0	.000	0	0	.000	1	0	1	0.3	0	0	0	0	0	0	2	0.7
35	Prendergast, Stephen	3	0	3	1.0	1	2	.500	0	0	.000	0	0	.000	0	0	0	0.0	0	0	0	0	0	0	2	0.7
43	VanHorn, Trent	3	0	3	1.0	1	1	1.000	0	0	.000	0	0	.000	0	1	1	0.3	0	0	0	0	0	0	2	0.7
51	O'Brien, Grant	3	0	3	1.0	0	1	.000	0	0	.000	1	2	.500	0	2	2	0.7	0	0	0	0	0	0	1	0.3
52	Niedrich, Doug	3	0	3	1.0	0	1	.000	0	0	.000	0	0	.000	0	2	2	0.7	1	0	0	0	0	0	0	0.0
TM	TEAM.....														31	18	49	2.7	0			3			0	
	Total.....	18				441	976	.452	86	290	.297	355	529	.671	189	490	679	37.7	336	4	249	217	85	112	1323	73.5
	Opponents.....	18				421	1065	.395	90	327	.275	254	384	.661	219	431	650	36.1	397	13	187	223	64	121	1186	65.9
SCORE BY PERIODS		1ST	2ND	OT	TOTAL																					
	Wake Forest	589	719	15	1323																					
	Opponents	558	623	5	1186																					

ROAD GAMES W-L: 1-8 / ACC: 1-7 / NON-CONFERENCE: 0-1

#	Player	GP	GS	Min	Avg	FG	FGA	Pct	3FG	FGA	Pct	FT	FTA	Pct	Off	Def	Tot	Avg	PF	FO	A	TO	Blk	Stl	Pts	Avg
02	Thomas, Devin	9	9	246	27.3	37	73	.507	0	0	.000	19	47	.404	18	41	59	6.6	31	3	14	25	7	3	93	10.3
30	McKie, Travis	9	9	254	28.2	26	61	.426	12	31	.387	17	27	.630	9	25	34	3.8	19	0	9	13	2	4	81	9.0
00	Miller-McIntyre, Codi	8	7	255	31.9	31	88	.352	2	19	.105	16	26	.615	4	14	18	2.3	14	0	41	20	0	7	80	10.0
34	Cavanaugh, Tyler	9	5	182	20.2	27	62	.435	5	17	.294	17	21	.810	4	19	23	2.6	25	0	4	10	1	3	76	8.4
13	Williams, Coron	9	4	215	23.9	27	57	.474	16	41	.390	5	7	.714	5	10	15	1.7	15	0	6	4	0	6	75	8.3
45	Adala Moto, Arnaud	9	4	198	22.0	24	53	.453	0	0	.000	20	26	.769	17	29	46	5.1	28	0	6	17	1	6	68	7.6
01	Jones, Madison	9	7	205	22.8	8	18	.444	0	0	.000	13	25	.520	6	13	19	2.1	18	0	21	21	4	7	29	3.2
20	Overton, Miles	8	0	66	8.3	9	19	.474	7	12	.583	4	7	.571	2	6	8	1.0	11	0	2	5	0	1	29	3.6
33	Rountree, Aaron	9	0	103	11.4	6	14	.429	1	2	.500	3	6	.500	6	12	18	2.0	9	0	7	3	3	4	16	1.8
31	Washington, Andre	8	0	71	8.9	5	11	.455	0	0	.000	5	9	.556	3	6	9	1.1	9	0	0	1	13	0	15	1.9
43	VanHorn, Trent	1	0	1	1.0	0	1	.000	0	0	.000	3	4	.750	0	0	0	0.0	0	0	0	0	0	0	3	3.0
51	O'Brien, Grant	1	0	1	1.0	1	1	1.000	0	0	.000	0	0	.000	0	0	0	0.0	0	0	0	0	0	0	2	2.0
52	Niedrich, Doug	1	0	2	2.0	0	0	.000	0	0	.000	0	0	.000	0	0	0	0.0	0	0	1	0	0	0	0	0.0
41	Antonelli, Duke	1	0	1	1.0	0	0	.000	0	0	.000	0	0	.000	0	0	0	0.0	0	0	0	0	0	0	0	0.0
TM	TEAM.....														18	13	31	3.4	0			2			0	
	Total.....	9				201	458	.439	43	122	.352	122	205	.595	92	188	280	31.1	179	3	111	121	31	41	567	63.0
	Opponents.....	9				239	513	.466	67	166	.404	156	215	.726	119	208	327	36.3	176	1	142	94	36	62	701	77.9
SCORE BY PERIODS		1ST	2ND	OT	TOTAL																					
	Wake Forest	274	293	--	567																					
	Opponents	350	351	--	701																					

NEUTRAL SITE GAMES W-L: 1-2

#	Player	GP	GS	Min	Avg	FG	FGA	Pct	3FG	FGA	Pct	FT	FTA	Pct	Off	Def	Tot	Avg	PF	FO	A	TO	Blk	Stl	Pts	Avg
00	Miller-McIntyre, Codi	3	3	94	31.3	17	34	.500	3	9	.333	11	18	.611	2	7	9	3.0	4	0	12	2	0	2	48	16.0
13	Williams, Coron	3	0	70	23.3	13	27	.481	7	17	.412	2	2	1.000	1	4	5	1.7	6	0	4	1	0	1	35	11.7
34	Cavanaugh, Tyler	3	3	67	22.3	8	19	.421	4	10	.400	10	12	.833	3	12	15	5.0	11	0	2	5	2	1	30	10.0
30	McKie, Travis	3	3	86	28.7	8	22	.364	3	7	.429	8	9	.889	3	12	15	5.0	5	0	6	2	1	2	27	9.0
01	Jones, Madison	3	3	89	29.7	8	11	.727	0	0	.000	6	15	.400	1	4	5	1.7	5	0	10	5	2	5	22	7.3
02	Thomas, Devin	3	3	63	21.0	10	20	.500	0	0	.000	1	6	.167	4	11	15	5.0	12	2	5	9	1	1	21	7.0
31	Washington, Andre	3	0	34	11.3	8	8	1.000	0	0	.000	2	2	1.000	4	3	7	2.3	8	0	2	1	4	0	18	6.0
45	Adala Moto, Arnaud	3	0	50	16.7	3	14	.214	0	3	.000	3	5	.600	6	6	12	4.0	12	1	1	4	0	2	9	3.0
20	Overton, Miles	3	0	25	8.3	1	5	.200	1	2	.500	3	6	.500	2	2	4	1.3	2	0	0	4	0	1	6	2.0
33	Rountree, Aaron	3	0	22	7.3	1	3	.333	0	0	.000	0	0	.000	2	2	4	1.3	4	0	2	0	0	0	2	0.7
TM	TEAM.....														3	8	11	3.7	0			2			0	
	Total.....	3				77	163	.472	18	48	.375	46	75	.613	31	71	102	34.0	69	3	44	35	10	15	218	72.7
	Opponents.....	3				78	170	.459	12	51	.235	64	93	.688	37	74	111	37.0	62	1	41	31	10	16	232	77.3
SCORE BY PERIODS		1ST	2ND	OT	TOTAL																					
	Wake Forest	99	119	--	218																					
	Opponents	108	124	--	232																					

GAMES WON OVERALL: 16 / ACC: 6 / NON-CONFERENCE: 10 / HOME: 14 / ROAD: 1 / NEUTRAL: 1

#	Player	GP	GS	Min	Avg	FG	FGA	Pct	3FG	FGA	Pct	FT	FTA	Pct	Off	Def	Tot	Avg
---	--------	----	----	-----	-----	----	-----	-----	-----	-----	-----	----	-----	-----	-----	-----	-----	-----

DEMON DEACON BASKETBALL

SEASON STATISTICS BREAKDOWN

GAMES LOST OVERALL: 14 / ACC: 11 / NON-CONFERENCE: 3 / HOME: 4 / ROAD: 8 / NEUTRAL: 2

#	Player	GP	GS	Min	Avg	FG	FGA	Pct	3FG	FGA	Pct	FT	FTA	Pct	Off	Def	Tot	Avg	PF	FO	A	TO	Blk	Stl	Pts	Avg
30	McKie, Travis	14	14	413	29.5	42	104	.404	18	54	.333	46	60	.767	15	41	56	4.0	30	0	18	18	6	15	148	10.6
02	Thomas, Devin	14	14	389	27.8	49	102	.480	0	0	.000	38	74	.514	21	56	77	5.5	50	5	23	43	11	6	136	9.7
00	Miller-McIntyre, Codi	13	12	388	29.8	52	138	.377	5	34	.147	27	46	.587	7	23	30	2.3	22	1	46	26	0	8	136	10.5
13	Williams, Coron	14	5	356	25.4	50	102	.490	27	71	.380	8	9	.889	7	23	30	2.1	27	0	13	6	0	12	135	9.6
34	Cavanaugh, Tyler	14	8	306	21.9	38	94	.404	9	31	.290	35	40	.875	11	34	45	3.2	40	1	7	16	4	5	120	8.6
45	Adala Moto, Arnaud	14	6	282	20.1	27	68	.397	0	3	.000	32	44	.727	23	37	60	4.3	48	2	5	23	2	7	86	6.1
01	Jones, Madison	14	11	335	23.9	16	37	.432	0	0	.000	23	44	.523	5	19	24	1.7	32	1	38	31	5	17	55	3.9
20	Overton, Miles	13	0	101	7.8	8	25	.320	5	14	.357	7	15	.467	3	7	10	0.8	15	0	5	11	0	2	28	2.2
31	Washington, Andre	12	0	90	7.5	7	13	.538	0	0	.000	5	11	.455	6	9	15	1.3	18	0	1	2	14	0	19	1.6
33	Rountree, Aaron	14	0	135	9.6	6	21	.286	1	6	.167	3	6	.500	8	13	21	1.5	17	0	7	3	4	5	16	1.1
43	VanHorn, Trent	1	0	1	1.0	0	1	.000	0	0	.000	3	4	.750	0	0	0	0.0	0	0	0	0	0	0	3	3.0
51	O'Brien, Grant	1	0	1	1.0	1	1	1.000	0	0	.000	0	0	.000	0	0	0	0.0	0	0	0	0	0	0	2	2.0
52	Niedrich, Doug	1	0	2	2.0	0	0	.000	0	0	.000	0	0	.000	0	0	0	0.0	0	0	1	0	0	0	0	0.0
41	Antonelli, Duke	1	0	1	1.0	0	0	.000	0	0	.000	0	0	.000	0	0	0	0.0	0	0	0	0	0	0	0	0.0
TM	TEAM.....														23	22	45	3.2	0			2			0	
	Total.....	14				296	706	.419	65	213	.305	227	353	.643	129	284	413	29.5	299	10	164	181	46	77	884	63.1
	Opponents.....	14				362	769	.471	85	230	.370	277	382	.725	177	350	527	37.6	286	7	194	157	59	97	1086	77.6
SCORE BY PERIODS		1ST	2ND	OT	TOTAL																					
Wake Forest		399	485	--	884																					
Opponents		526	560	--	1086																					

WHEN STARTING THE GAME

#	Player	GP	GS	Min	Avg	FG	FGA	Pct	3FG	FGA	Pct	FT	FTA	Pct	Off	Def	Tot	Avg	PF	FO	A	TO	Blk	Stl	Pts	Avg
00	Miller-McIntyre, Codi	28	28	908	32.4	135	309	.437	13	65	.200	88	138	.638	20	64	84	3.0	46	1	111	57	1	21	371	13.3
30	McKie, Travis	30	30	883	29.4	101	234	.432	38	115	.330	102	127	.803	34	95	129	4.3	55	0	42	37	21	29	342	11.4
02	Thomas, Devin	29	29	807	27.8	125	223	.561	0	0	.000	74	148	.500	51	160	211	7.3	95	5	44	74	26	15	324	11.2
34	Cavanaugh, Tyler	22	22	473	21.5	56	134	.418	14	45	.311	60	78	.769	21	76	97	4.4	55	0	15	30	9	6	186	8.5
01	Jones, Madison	22	22	517	23.5	28	65	.431	2	5	.400	28	58	.483	9	40	49	2.2	54	1	71	47	3	31	86	3.9
13	Williams, Coron	10	10	250	25.0	26	55	.473	14	34	.412	7	9	.778	8	21	29	2.9	19	0	12	8	0	10	73	7.3
45	Adala Moto, Arnaud	8	8	178	22.3	22	40	.550	1	1	1.000	13	16	.813	12	24	36	4.5	25	0	8	18	1	4	58	7.3
31	Washington, Andre	1	1	8	8.0	1	1	1.000	0	0	.000	0	0	.000	0	2	2	2.0	2	0	1	0	2	0	2	2.0
	Total.....	30				494	1061	.466	82	265	.309	372	574	.648	155	482	637	21.2	351	7	304	271	63	116	1442	48.1
	Opponents.....	30				529	1245	.425	107	364	.294	346	506	.684	209	460	669	22.3	370	11	282	234	63	148	1511	50.4

WHEN COMING OFF THE BENCH

#	Player	GP	GS	Min	Avg	FG	FGA	Pct	3FG	FGA	Pct	FT	FTA	Pct	Off	Def	Tot	Avg	PF	FO	A	TO	Blk	Stl	Pts	Avg
13	Williams, Coron	20	0	491	24.6	73	170	.429	45	123	.366	14	16	.875	5	32	37	1.9	29	0	23	2	2	11	205	10.3
45	Adala Moto, Arnaud	22	0	391	17.8	48	115	.417	0	6	.000	48	77	.623	40	82	122	5.5	59	2	8	27	3	11	144	6.5
34	Cavanaugh, Tyler	8	0	178	22.3	25	57	.439	5	17	.294	36	42	.857	11	16	27	3.4	29	1	5	11	2	1	91	11.4
20	Overton, Miles	26	0	220	8.5	21	64	.328	12	39	.308	15	26	.577	6	12	18	0.7	28	0	15	13	1	5	69	2.7
31	Washington, Andre	26	0	202	7.8	22	44	.500	0	0	.000	16	31	.516	20	26	46	1.8	36	0	4	10	35	3	60	2.3
33	Rountree, Aaron	29	0	295	10.2	16	41	.390	2	8	.250	7	18	.389	14	33	47	1.6	34	0	16	8	16	12	41	1.4
01	Jones, Madison	8	0	143	17.9	6	12	.500	0	0	.000	6	13	.462	0	9	9	1.1	12	0	20	19	3	6	18	2.3
00	Miller-McIntyre, Codi	1	0	26	26.0	6	10	.600	1	2	.500	2	2	1.000	0	2	2	2.0	3	0	7	3	0	1	15	15.0
02	Thomas, Devin	1	0	35	35.0	4	14	.286	0	0	.000	3	4	.750	8	11	19	19.0	2	0	1	2	1	2	11	11.0
43	VanHorn, Trent	4	0	4	1.0	1	2	.500	0	0	.000	3	4	.750	0	1	1	0.3	0	0	0	0	0	0	5	1.3
51	O'Brien, Grant	4	0	4	1.0	1	2	.500	0	0	.000	1	2	.500	0	2	2	0.5	0	0	0	0	0	0	3	0.8
41	Antonelli, Duke	4	0	4	1.0	1	2	.500	0	0	.000	0	0	.000	1	0	1	0.3	0	0	0	0	0	0	2	0.5
35	Prendergast, Stephen	3	0	3	1.0	1	2	.500	0	0	.000	0	0	.000	0	0	0	0.0	0	0	0	0	0	0	2	0.7
52	Niedrich, Doug	4	0	5	1.3	0	1	.000	0	0	.000	0	0	.000	0	2	2	0.5	1	0	1	0	0	0	0	0.0
	Total.....	30				225	536	.420	65	195	.333	151	235	.643	157	267	424	14.1	233	3	100	102	63	52	666	22.2
	Opponents.....	30				209	503	.416	62	180	.344	128	186	.688	166	253	419	14.0	265	4	88	114	47	51	608	20.3

FIRST HALF ONLY

#	Player	GP	GS	Min	Avg	FG	FGA	Pct	3FG	FGA	Pct	FT	FTA	Pct	Off	Def	Tot	Avg	PF	FO	A	TO	Blk	Stl	Pts	Avg
00	Miller-McIntyre, Codi	29	28	476	16.4	69	162	.426	8	36	.222	32	52	.615	9	31	40	1.4	21	0	60	34	1	15	178	6.1
02	Thomas, Devin	30	29	434	14.5	59	127	.465	0	0	.000	38	69	.551	33	99	132	4.4	39	0	26	45	13	9	156	5.2
30	McKie, Travis	30	30	456	15.2	54	125	.432	24	70	.343	22	28	.786	19	43	62	2.1	26	0	23	22	13	12	154	5.1
34	Cavanaugh, Tyler	30	22	341	11.4	45	108	.417	15	43	.349	39	46	.848	18	55	73	2.4	36	0	8	22	8	3	144	4.8
13	Williams, Coron	30	10	346	11.5	39	98	.398	27	71	.380	5	6	.833	6	30	36	1.2	20	0	14	7	0	9	110	3.7
45	Adala Moto, Arnaud	30	8	271	9.0	34	75	.453																		

DEMON DEACON BASKETBALL

WAKE FOREST GAME-BY-GAME STATISTICS

Opponent	Date	Score	W/L	FG-FGA		3-PTFRS		FT-FTA		REBOUNDS				PF	A	TO	Blk	Stl	Pts	Avg
				Pct	Pct	3FG-FGA	Pct	Pct	Pct	Off	Def	Tot	Avg							
COLGATE	11/08/13	89-78	W	31-64	.484	3-14	.214	24-36	.667	10	31	41	41.0	19	13	5	2	7	89	89.0
VMI	11/12/13	98-71	W	34-64	.531	2-15	.133	28-41	.683	15	42	57	49.0	23	20	14	5	1	98	93.5
PRESBYTERIAN	11/15/13	69-48	W	25-63	.397	8-27	.296	11-16	.688	13	33	46	48.0	15	15	8	8	6	69	85.3
JACKSONVILLE	11/18/13	90-83	W	29-75	.387	8-18	.444	24-37	.649	25	32	57	50.2	19	17	13	5	5	90	86.5
THE CITADEL	11/21/13	82-54	W	28-64	.438	9-18	.500	17-32	.531	17	28	45	49.2	17	21	7	6	12	82	85.6
vs Kansas	11/28/13	78-87	L	26-56	.464	8-19	.421	18-29	.621	13	22	35	46.8	24	10	13	4	5	78	84.3
vs USC	11/29/13	77-63	W	30-57	.526	5-18	.278	12-22	.545	9	30	39	45.7	18	22	13	3	7	77	83.3
vs Tennessee	11/30/13	63-82	L	21-50	.420	5-11	.455	16-24	.667	9	19	28	43.5	27	12	9	3	3	63	80.8
TULANE	12/04/13	72-57	W	27-54	.500	7-19	.368	11-17	.647	9	30	39	43.0	16	16	13	9	2	72	79.8
RICHMOND	12/07/13	76-66	Wot	24-58	.414	7-16	.438	21-28	.750	19	34	53	44.0	21	11	21	5	4	76	79.4
ST. BONAVENTURE	12/17/13	77-62	W	28-57	.491	3-9	.333	18-27	.667	11	31	42	43.8	16	17	15	6	6	77	79.2
UNCG	12/21/13	59-51	W	22-49	.449	2-14	.143	13-30	.433	10	31	41	43.6	15	5	14	6	7	59	77.5
at Xavier	12/28/13	53-68	L	19-53	.358	5-15	.333	10-21	.476	10	24	34	42.8	18	12	13	8	7	53	75.6
NORTH CAROLINA	01/05/14	73-67	W	26-54	.481	2-12	.167	19-33	.576	8	26	34	42.2	14	15	13	6	11	73	75.4
at Virginia	01/08/14	51-74	L	17-48	.354	4-17	.235	13-18	.722	5	20	25	41.1	17	11	15	3	5	51	73.8
at Pittsburgh	01/11/14	65-80	L	20-51	.392	4-12	.333	21-31	.677	12	16	28	40.2	21	12	9	6	4	65	73.2
NC STATE	01/15/14	70-69	W	19-35	.543	4-12	.333	28-39	.718	3	22	25	39.4	26	12	14	6	6	70	73.1
at Clemson	01/18/14	53-61	L	21-58	.362	4-17	.235	7-10	.700	14	18	32	38.9	18	8	10	2	3	53	71.9
at Virginia Tech	01/22/14	83-77	W	30-56	.536	9-16	.563	14-20	.700	12	25	37	38.8	23	17	9	4	2	83	72.5
NOTRE DAME	01/25/14	65-58	W	23-47	.489	5-17	.294	14-19	.737	3	29	32	38.5	12	13	9	4	1	65	72.2
SYRACUSE	01/29/14	57-67	L	18-53	.340	3-20	.150	18-30	.600	9	26	35	38.3	23	12	8	2	4	57	71.4
GEORGIA TECH	02/01/14	70-79	L	20-49	.408	3-15	.200	27-33	.818	7	17	24	37.7	22	13	16	5	14	70	71.4
at Duke	02/04/14	63-83	L	19-39	.487	3-8	.375	22-32	.688	12	19	31	37.4	23	7	19	0	4	63	71.0
at NC State	02/11/14	67-82	L	24-47	.511	5-10	.500	14-31	.452	11	20	31	37.1	21	15	14	1	6	67	70.8
FLORIDA STATE	02/15/14	60-67	L	20-53	.377	6-21	.286	14-20	.700	9	18	27	36.7	22	12	11	4	6	60	70.4
at Maryland	02/18/14	60-71	L	24-51	.471	3-15	.200	9-20	.450	9	29	38	36.8	16	17	18	6	6	60	70.0
at North Carolina	02/22/14	72-105	L	27-55	.491	6-12	.500	12-22	.545	7	17	24	36.3	22	12	14	1	4	72	70.1
CLEMSON	02/25/14	62-57	W	21-38	.553	3-11	.273	17-25	.680	3	22	25	35.9	18	13	14	2	6	62	69.8
BOSTON COLLEGE	03/01/14	72-80	L	20-43	.465	6-21	.286	26-32	.813	2	19	21	35.4	25	11	12	1	6	72	69.9
DUKE	03/05/14	82-72	W	26-56	.464	5-11	.455	25-34	.735	16	19	35	35.4	13	13	10	3	8	82	70.3
Wake Forest		2108		719-1597	.450	147-460	.320	523-809	.646	312	749	1061	35.4	584	404	373	126	168	2108	70.3
Opponents		2119		738-1748	.422	169-544	.311	474-692	.685	375	713	1088	36.3	635	370	348	110	199	2119	70.6

OPPONENT GAME-BY-GAME STATISTICS

Opponent	Date	Score	W/L	FG-FGA		3-PTFRS		FT-FTA		REBOUNDS				PF	A	TO	Blk	Stl	Pts	Avg
				Pct	Pct	3FG-FGA	Pct	Pct	Pct	Off	Def	Tot	Avg							
COLGATE	11/08/13	89-78	W	26-62	.419	14-34	.412	12-16	.750	8	31	39	39.0	24	17	14	3	2	78	78.0
VMI	11/12/13	98-71	W	20-70	.286	9-30	.300	22-32	.688	14	23	37	38.0	29	12	11	6	7	71	74.5
PRESBYTERIAN	11/15/13	69-48	W	20-56	.357	4-11	.364	4-10	.400	6	23	29	35.0	15	7	9	2	4	48	65.7
JACKSONVILLE	11/18/13	90-83	W	30-67	.448	6-16	.375	17-26	.654	12	28	40	36.2	26	11	15	6	10	83	70.0
THE CITADEL	11/21/13	82-54	W	19-53	.358	4-16	.250	12-16	.750	7	27	34	35.8	21	14	16	4	3	54	66.8
vs Kansas	11/28/13	78-87	L	29-62	.468	3-15	.200	26-38	.684	15	24	39	36.3	21	14	9	3	6	87	70.2
vs USC	11/29/13	77-63	W	24-61	.393	5-25	.200	10-19	.526	13	25	38	36.6	18	15	14	3	4	63	69.1
vs Tennessee	11/30/13	63-82	L	25-47	.532	4-11	.364	28-36	.778	9	25	34	36.2	23	12	8	4	6	82	70.8
TULANE	12/04/13	72-57	W	22-54	.407	4-15	.267	9-13	.692	5	21	26	35.1	18	7	8	3	7	57	69.2
RICHMOND	12/07/13	76-66	Wot	23-60	.383	5-21	.238	15-23	.652	8	16	24	34.0	24	11	11	5	12	66	68.9
ST. BONAVENTURE	12/17/13	77-62	W	25-63	.397	5-15	.333	7-16	.438	11	21	32	33.8	21	12	14	4	11	62	68.3
UNCG	12/21/13	59-51	W	19-60	.317	1-15	.067	12-21	.571	14	26	40	34.3	22	6	12	0	9	51	66.8
at Xavier	12/28/13	53-68	L	26-66	.394	4-19	.211	12-17	.706	18	32	50	35.5	18	17	12	4	8	68	66.9
NORTH CAROLINA	01/05/14	73-67	W	29-75	.387	2-15	.133	7-11	.636	24	29	53	36.8	23	12	17	3	9	67	66.9
at Virginia	01/08/14	51-74	L	26-52	.500	7-14	.500	15-23	.652	9	29	38	36.9	12	17	12	2	9	74	67.4
at Pittsburgh	01/11/14	65-80	L	26-53	.491	5-12	.417	23-31	.742	16	22	38	36.9	22	19	10	7	6	80	68.2
NC STATE	01/15/14	70-69	W	23-55	.418	2-13	.154	21-31	.677	14	20	34	36.8	26	8	11	2	3	69	68.2
at Clemson	01/18/14	53-61	L	20-43	.465	3-13	.231	18-21	.857	7	24	31	36.4	14	8	9	10	5	61	67.8
at Virginia Tech	01/22/14	83-77	W	22-65	.338	9-23	.391	24-33	.727	22	16	38	36.5	20	11	6	3	5	77	68.3
NOTRE DAME	01/25/14	65-58	W	24-61	.393	2-16	.125	8-12	.667	9	24	33	36.3	16	8	5	1	6	58	67.8
SYRACUSE	01/29/14	57-67	L	21-58	.362	3-14	.214	22-33	.667	19	36	55	37.2	22	8	9	8	6	67	67.8
GEORGIA TECH	02/01/14	70-79	L	26-53	.491	6-13	.462	21-26	.808	10	23	33	37.0	24	14	19	4	8	79	68.3
at Duke	02/04/14	63-83	L	27-53	.509	12-26	.462	17-26	.654	13	13	26	36.6	28	17	11	2	10	83	68.9
at NC State	02/11/14	67-82	L	31-59	.525	8-18	.444	12-19	.632	13	23	36	36.5	24	16	12	2	5	82	69.5
FLORIDA STATE	02/15/14	60-67	L	23-51	.451	5-17	.294	16-25	.640	14	27	41	36.7	17	5	15	7	7	67	69.4
at Maryland	02/18/14	60-71	L	26-61	.426	8-26	.308	11-16	.688	9	26	35	36.7	19	13	12	3	9	71	69.4
at North Carolina	02/22/14	72-105	L	35-61	.574	11-15	.733	24-29	.828	12	23	35	36.6	19	24	10	3	5	105	70.7
CLEMSON	02/25/14	62-57	W	23-54	.426	6-22	.273	5-13	.385	12	15	27	36.2	19	11	13	2	4	57	70.2
CLEMSON	02/25/14	62-57	W	23-54	.426	6-22	.273	5-13	.385	12	15	27	36.2	19	11	13	2	4	57	70.2
DUKE	03/05/14	82-72	W	27-63	.429	6-27	.222	12-18	.667	19	18	37	36.3	27	14	15	4	6	72	70.6
Opponents		2119		738-1748	.422	169-544	.311	474-692	.685	375	713	1088	36.3	635	370	348	110	199	2119	70.6
Wake Forest		2108		719-1597	.450	147-460	.320	523-809	.646	312	749	1061	35.4	584	404	373	126	168	2108	70.3

DEMON DEACON BASKETBALL

INDIVIDUAL & TEAM SUPERLATIVES

INDIVIDUAL	WAKE FOREST	OPPONENT
Points scored	26, 3 times (last: Travis McKie vs. Georgia Tech, 2.1)	34, T.J. Warren of NC State (2.11)
*Points scored/half	20 (2nd), Codi Miller-McIntyre vs. Kansas (11.28)	25 (2nd), Devin Wilson of Virginia Tech (1.22)
Offensive rebounds	8, Devin Thomas vs. Richmond (12.7)	7, 3 times (last: Daniel Miller of Georgia Tech, 2.1)
Defensive rebounds	14, Devin Thomas vs. VMI (11.12)	10, Aaron Thomas of Florida State (2.15)
Total rebounds	19, Devin Thomas vs. Richmond (12.7)	15, Kyle Cain of UNCG (12.21)
Field goals	11, Devin Thomas vs. Colgate (11.8)	15, T.J. Warren of NC State (2.11)
Field goal attempts	16, 4 times (last: Codi Miller-McIntyre at Va. Tech, 1.22)	26, T.J. Warren of NC State (2.11)
Field goal percentage (min. 5 made)	100.0 (5-5), Madison Jones vs. USC (11.29)	.833 (5-6), Luke Roh of Colgate (11.8)
Field goal percentage (min. 10 made)	.909 (10-11), Devin Thomas vs. Notre Dame (1.25)	.733 (11-15), Louis Dabney of Tulane (12.4)
3-Point field goals	6, Coron Williams vs. Presbyterian (11.15)	5, Pat Moore of Colgate (11.8)
3-Point field goal attempts	13, Coron Williams vs. Presbyterian (11.15)	10, Jarell Eddie of Virginia Tech (1.22)
3-Point FG percentage (min. 4 made)	.833 (5-6), Travis McKie at Virginia Tech (1.22)	.833 (5-6), Leslie McDonald of North Carolina (2.22)
Free throws	12, Devin Thomas vs. Boston College (3.1)	14, Ryan Anderson of Boston College (3.1)
Free throw attempts	16, Devin Thomas vs. Boston College (3.1)	16, Ryan Anderson of Boston College (3.1)
Free throw percentage (min. 6 made)	100.0 (11-11), Travis McKie vs. Georgia Tech (2.1)	100.0 (9-9), Darius Thompson of Tennessee (11.30)
Assists	10, Codi Miller-McIntyre at Virginia Tech (1.22)	9, Austin Tillotson of Colgate (11.8) 9, Julian Jacobs of USC (11.29)
Steals	4, 5 times (last: Travis McKie vs. Boston College, 3.1)	4, 3 times (last: Dez Wells of Maryland, 2.18)
Turnovers	7, Devin Thomas vs. Georgia Tech (2.1)	5, 7 times (last: Charles Mitchell of Maryland, 2.18)
Blocked shots	5, Travis McKie vs. The Citadel (11.21) 5, Andre Washington at Xavier (11.28)	6, Boris Bojanovsky of Florida State (2.15)
Minutes played (regulation game)	40, Madison Jones at Duke (2.4)	40, 5 times (last: Ennis & Fair of Syracuse, 1.29)

TEAM	WF HIGH	WF LOW	OPP HIGH	OPP LOW
Points scored	98 vs. VMI (11.12)	51 at Virginia (1.8)	87 by Kansas (11.28)	48 by Presbyterian (11.15)
*Points in one half	54 (2nd) vs. VMI (11.12)	23 (1st) vs. Syracuse (1.29) 23 (1st) vs. Clemson (2.25)	50 (2nd) by Virginia Tech (1.22) 50 (2nd) by Boston College (3.1)	21 (2nd) by Presbyterian (11.15) 21 (1st) by Notre Dame (1.25)
Victory margin	28 (82-54) vs. The Citadel (11.21)	1 (70-69) vs. NC State (1.15)	23 (74-51) by Virginia (1.8)	7 (67-60) by Florida State (2.15)
Field goals	34 vs. VMI (11.12)	17 at Virginia (1.8)	31 by NC State (2.11)	19 by The Citadel (11.21) 19 by UNCG (12.21)
Field goal attempts	75 vs. Jacksonville (11.18)	35 vs. NC State (1.15)	75 by North Carolina (1.5)	43 by Clemson (1.18)
Field goal percentage	.553 (21-38) vs. Clemson (2.25)	.340 (18-53) vs. Syracuse (1.29)	.532 (25-47) by Tennessee (11.30)	.286 (20-70) by VMI (11.12)
*Single-half FG %	.621 (18-29, 2nd) vs. St. Bona (12.17)	.269 (7-26, 1st) vs. Syracuse (1.29)	.640 (16-25, 2nd) by Florida State (2.15)	.226 (7-31, 1st) by Virginia Tech (1.22)
3-Point field goals	9 vs. The Citadel (11.21) 9 at Virginia Tech (1.22)	2, 3 times (last: vs. UNC, 1.5)	14 by Colgate (11.8)	1 by UNCG (12.21)
3-Point FG attempts	27 vs. Presbyterian (11.15)	8 at Duke (2.4)	34 by Colgate (11.8)	11 by Presbyterian (11.15) 11 by Tennessee (11.30)
3-Point FG percentage	.563 (9-16) at Virginia Tech (1.22)	.133 (2-15) vs. VMI (11.12)	.500 (7-14) by Virginia (1.8)	.067 (1-15) by UNCG (12.21)
Free throws	28 vs. VMI (11.12) 28 vs. NC State (1.15)	7 at Clemson (1.18)	32 by Boston College (3.1)	4 by Presbyterian (11.15)
Free throw attempts	41 vs. VMI (11.12)	10 at Clemson (1.18)	42 by Boston College (3.1)	10 by Presbyterian (11.15)
Free throw percentage	.818 (27-33) vs. Georgia Tech (2.1)	.433 (13-30) vs. UNCG (12.21)	.857 (18-21) by Clemson (1.18)	.400 (4-10) by Presbyterian (11.15)
Offensive rebounds	25 vs. Jacksonville (11.18)	3 vs. Boston College (3.1)	24 by North Carolina (1.5)	5 by Tulane (12.4)
Defensive rebounds	42 vs. VMI (11.12)	17 vs. Georgia Tech (2.1)	36 by Syracuse (1.29)	13 by Duke (2.4)
Total rebounds	57 vs. VMI (11.12) 57 vs. Jacksonville (11.18)	21 vs. Boston College (3.1)	55 by Syracuse (1.29)	24 by Richmond (12.7)
Rebound margin	+29 (53-24) vs. Richmond (12.7)	+1 (41-40) vs. UNCG (12.21) +1 (32-31) at Clemson (1.18)	+20 (55-35) by Syracuse (1.29)	+1 (38-37) by Virginia Tech (1.22) +1 (33-32) by Notre Dame (1.25)
Personal fouls	27 vs. Tennessee (11.30)	12 vs. Notre Dame (1.25)	29 by VMI (11.12)	12 by Virginia (1.8)
DQs	2 vs. Syracuse (1.29)	0, 21 times	2 by Georgia Tech (2.1)	0, 18 times
Assists	22 vs. USC (11.29)	5 vs. UNCG (12.21)	19 by Pittsburgh (1.11)	5 by Florida State (2.15)
Turnovers	21 vs. Richmond (12.7)	5 vs. Colgate (11.8)	19 by Georgia Tech (2.1)	5 by Notre Dame (1.25)
Blocked shots	9 vs. Tulane (12.4)	0 at Duke (2.4)	10 by Clemson (1.18)	0 by UNCG (12.21) 0 by Boston College (3.1)
Steals	14 vs. Georgia Tech (2.1)	1 vs. VMI (11.12) 1 vs. Notre Dame (1.25)	12 by Richmond (12.7)	2 by Colgate (11.8)
Double-figure scorers	5 vs. Duke (3.5)	1 at Virginia (1.8)	6 by Colgate (11.8)	1 by St. Bonaventure (12.17) 1 by UNCG (12.21)
Players to score	12 vs. VMI (11.12)	7, 11 times (last: vs. Duke, 3.5)	10, 5 times (last: by Duke, 2.4)	6, 3 times (last: by UNCG, 12.21)

* Does not include overtime periods

DEMON DEACON BASKETBALL

MISCELLANEOUS STATISTICS

Attendance	G	Total	Avg.
Home	18	161,975	8,999
Home ACC	9	99,175	11,019
Away	9	100,234	11,138
Neutral	3	6,318	2,106
Total	30	268,517	8,951

Miscellaneous	Wake	Opp
Opening tips controlled	21	9
3-second violations	1	1
5-second violations	0	1
10-second violations	0	1
Backcourt violations	1	4
Lane violations	1	2
Defensive goal tending	1	6
Offensive goal tending	2	2
Shot clock expired	10	7
Technical fouls (players)	8	2
Technical fouls (bench)	0	0
Flagrant 1 fouls	4	1

DOUBLE-DOUBLES	2013-14	Career
Devin Thomas	5	8
Travis McKie	1	17
Arnaud William Adala Moto	1	1
Codi Miller-McIntyre	1	1
WAKE FOREST	8	27
OPPONENTS	11	

DOUBLE-FIGURE SCORING	2013-14	Career
Codi Miller-McIntyre	21	30
Travis McKie	17	90
Devin Thomas	17	31
Coron Williams	16	16
Tyler Cavanaugh	14	17
Arnaud William Adala Moto	5	8
Madison Jones	2	5
Aaron Rountree III	0	1
WAKE FOREST	92	197
OPPONENTS	91	

20-POINT SCORING GAMES	2013-14	Career
Codi Miller-McIntyre	9	10
Travis McKie	3	22
Devin Thomas	3	4
Tyler Cavanaugh	1	1
WAKE FOREST	16	37
OPPONENTS	15	

DOUBLE-FIGURE REBOUNDS	2013-14	Career
Devin Thomas	6	14
Arnaud William Adala Moto	2	3
Travis McKie	1	22
WAKE FOREST	9	39
OPPONENTS	11	

5+ ASSIST GAMES	2013-14	Career
Codi Miller-McIntyre	7	11
Madison Jones	4	7
Miles Overton	1	1
Devin Thomas	1	1
WAKE FOREST	13	20
OPPONENTS	18	

8+ ASSIST GAMES	2013-14	Career
Codi Miller-McIntyre	3	3
Madison Jones	1	1
WAKE FOREST	4	4
OPPONENTS	2	

5+ BLOCK GAMES	2013-14	Career
Travis McKie	1	6
Andre Washington	1	1
Aaron Rountree III	0	1
Devin Thomas	0	1
WAKE FOREST	2	9
OPPONENTS	2	

FIRST POINTS / FIRST SUBSTITUTION							STARTERS				
Opponent	1st Pts	How	Time	Opp	1st Sub	Time	G	G	F	F	F
Brevard (Exh.)	Thomas	Layup	19:32	18:56	A. Moto/Cavanaugh	15:56	Jones	Miller-McIntyre	Rountree	Cavanaugh	Thomas
Colgate	Thomas	Layup	19:33	18:02	Rountree/Williams	15:39	Jones	Miller-McIntyre	McKie	Cavanaugh	Thomas
VMI	McKie	Layup	18:50	17:57	Rountree	17:33	Jones	Miller-McIntyre	McKie	Cavanaugh	Thomas
Presbyterian	Cavanaugh	FT	18:58	18:32	Williams	14:04	Jones	Miller-McIntyre	McKie	Cavanaugh	Thomas
Jacksonville	M.-McIntyre	Layup	19:57	18:49	A. Moto/Rountree	14:45	Jones	Miller-McIntyre	McKie	Cavanaugh	Thomas
The Citadel	M.-McIntyre	Jumper	18:43	19:07	A. Moto/Rountree	15:56	Jones	Miller-McIntyre	McKie	Cavanaugh	Thomas
vs. Kansas	Cavanaugh	FT	19:11	19:42	A. Moto/Williams	14:57	Jones	Miller-McIntyre	McKie	Cavanaugh	Thomas
vs. USC	Cavanaugh	Layup	19:07	19:35	A. Moto/Williams	14:39	Jones	Miller-McIntyre	McKie	Cavanaugh	Thomas
vs. Tennessee	Cavanaugh	3-pointer	18:32	19:26	Rountree	16:15	Jones	Miller-McIntyre	McKie	Cavanaugh	Thomas
Tulane	Cavanaugh	Jumper	19:04	19:24	A. Moto/Williams	14:19	Jones	Miller-McIntyre	McKie	Cavanaugh	Thomas
Richmond	Cavanaugh	Layup	19:17	19:31	Jones	15:17	Williams	Miller-McIntyre	McKie	Cavanaugh	Washington
St. Bonaventure	M.-McIntyre	Jumper	17:22	18:03	A. Moto/Jones	14:59	Williams	Miller-McIntyre	McKie	Cavanaugh	Thomas
UNCG	Cavanaugh	Layup	16:34	17:02	A. Moto/Rountree	14:04	Williams	Miller-McIntyre	McKie	Cavanaugh	Thomas
at Xavier	Williams	3-pointer	18:26	19:15	Adala Moto	14:36	Williams	Miller-McIntyre	McKie	Cavanaugh	Thomas
North Carolina	M.-McIntyre	FT	18:55	18:30	A. Moto/Williams	15:30	Jones	Miller-McIntyre	McKie	Cavanaugh	Thomas
at Virginia	M.-McIntyre	Layup	15:39	19:07	A.Moto/Wms/Rtree	15:26	Jones	Miller-McIntyre	McKie	Cavanaugh	Thomas
at Pittsburgh	McKie	FT	17:30	19:31	Jones	16:30	Williams	Miller-McIntyre	McKie	Cavanaugh	Thomas
NC State	Thomas	Jumper	18:23	18:47	Williams	14:24	Jones	Miller-McIntyre	McKie	Cavanaugh	Thomas
at Clemson	Cavanaugh	3-pointer	17:22	16:53	Williams	16:53	Jones	Miller-McIntyre	McKie	Cavanaugh	Thomas
at Virginia Tech	M.-McIntyre	Layup	18:13	16:50	Williams	15:23	Jones	Miller-McIntyre	McKie	Cavanaugh	Thomas
Notre Dame	McKie	3-pointer	17:55	18:37	A. Moto/Williams	13:29	Jones	Miller-McIntyre	McKie	Cavanaugh	Thomas
Syracuse	Cavanaugh	Layup	17:18	18:35	Williams	16:09	Jones	Miller-McIntyre	McKie	Cavanaugh	Thomas
Georgia Tech	Thomas	Layup	17:26	18:21	Williams	15:40	Jones	Miller-McIntyre	McKie	Cavanaugh	Thomas
at Duke	Thomas	FT	19:46	18:01	Overton	16:07	Jones	Williams	McKie	Adala Moto	Thomas
at NC State	McKie	Layup	19:43	18:30	M-Mc/Overton	15:46	Jones	Williams	McKie	Adala Moto	Thomas
Florida State	Adala Moto	FT	19:30	15:34	Cavanaugh	17:28	Jones	Miller-McIntyre	McKie	Adala Moto	Thomas
at Maryland	Adala Moto	Jumper	17:49	19:33	Cavanaugh/Williams	15:10	Jones	Miller-McIntyre	McKie	Adala Moto	Thomas
at N. Carolina	Adala Moto	Layup	19:33	18:35	Cavanaugh	17:05	Jones	Miller-McIntyre	McKie	Adala Moto	Thomas
Clemson	Thomas	Dunk	17:24	18:34	Overton	15:36	Williams	Miller-McIntyre	McKie	Adala Moto	Thomas
Boston College	Thomas	FT	19:28	17:53	Cavanaugh	17:50	Williams	Miller-McIntyre	McKie	Adala Moto	Thomas
Duke	McKie	3-pointer	19:43	16:17	Cavanaugh	15:36	Williams	Miller-McIntyre	McKie	Adala Moto	Thomas

GAMES LED WAKE IN SCORING	2013-14	Career
Codi Miller-McIntyre	9	10
Coron Williams	7	7
Devin Thomas	8	12
Travis McKie	7	44
Tyler Cavanaugh	3	3
Arnaud William Adala Moto	0	1
Madison Jones	0	1

GAMES LED WAKE IN REBOUNDING	2013-14	Career
Devin Thomas	18	34
Arnaud William Adala Moto	6	7
Travis McKie	5	58
Tyler Cavanaugh	5	5
Codi Miller-McIntyre	1	2
Coron Williams	1	1
Aaron Rountree III	0	1

GAMES LED WAKE IN ASSISTS	2013-14	Career
Codi Miller-McIntyre	18	35
Madison Jones	11	21
Devin Thomas	6	11
Coron Williams	3	3
Travis McKie	1	9
Aaron Rountree III	1	2
Miles Overton	1	1
Arnaud William Adala Moto	0	1

DUNKS	2013-14	Career
Arnaud William Adala Moto	14	21
Devin Thomas	12	28
Codi Miller-McIntyre	8	10
Aaron Rountree III	6	10
Andre Washington	6	8
Travis McKie	4	59
Madison Jones	1	2
Daniel Green	0	2
Tyler Cavanaugh	0	1
WAKE FOREST	51	142
OPPONENTS	51	

CHARGES DRAWN	2013-14	Career
Tyler Cavanaugh	3	10
Arnaud William Adala Moto	2	8
Travis McKie	1	14
Codi Miller-McIntyre	1	1
Miles Overton	1	1
Coron Williams	1	1
Devin Thomas	0	2
Madison Jones	0	1
WAKE FOREST	9	38
OPPONENTS	22	

OFFENSIVE FOULS COMMITTED	2013-14	Career
Arnaud William Adala Moto	9	16
Devin Thomas	8	18
Tyler Cavanaugh	7	16
Madison Jones	7	14
Codi Miller-McIntyre	6	12
Andre Washington	2	4
Travis McKie	3	3
Miles Overton	1	1
Coron Williams	1	1
Aaron Rountree III	0	3
WAKE FOREST	44	86
OPPONENTS	29	

3-POINT PLAYS	2013-14	Career
Arnaud William Adala Moto	8-12	13-19
Travis McKie	6-7	53-66
Devin Thomas	5-12	13-24
Codi Miller-McIntyre	4-9	7-13
Tyler Cavanaugh	4-5	8-11
Coron Williams	3-3	3-3
4-point plays	1-1	1-1
Madison Jones	1-4	4-10
Aaron Rountree III	1-1	3-3
Miles Overton	1-1	1-1
Andre Washington	0-1	1-1
WAKE FOREST	34-56	128-174
OPPONENTS	31-53	

TECHNICAL FOUL FREE THROWS	2013-14	Career
Travis McKie	1-2	1-2
WAKE FOREST	1-2	1-2
OPPONENTS	11-14	

TECHNICAL FOULS	2013-14	Career
Devin Thomas	3	5
Tyler Cavanaugh	2	3
Codi Miller-McIntyre	1	1
Aaron Rountree III	1	2
Arnaud William Adala Moto	1	1
Bench	0	1
WAKE FOREST	8	13
OPPONENTS	2	

GAMES MISSED FOR INJURY/ILLNESS	2013-14	Career
Daniel Green	30	63
Greg McClinton	30	30
Codi Miller-McIntyre	1	2
Doug Niedrich	0	2
Grant O'Brien	0	1

LARGEST WFU LEAD
30, 83-53 vs. VMI (11/12/13)

LARGEST HALFTIME LEAD
16, 41-25 vs. USC (11/29/13)

LARGEST WFU DEFICIT
33, 105-72 at North Carolina (2/22/14)

LARGEST HALFTIME DEFICIT
19, 52-33 at North Carolina (2/22/14)

LARGEST DEFICIT OVERCOME FOR WIN
12, 53-41 vs. Richmond (12/7/13)

LARGEST HALFTIME DEFICIT OVERCOME FOR WIN
8, 36-28 vs. St. Bonaventure (12/17/13)
8, 43-35 vs. NC State (1/15/14)

LARGEST LEAD BLOWN IN LOSS
16, 24-8 vs. Florida State (2/15/14)

LARGEST HALFTIME LEAD BLOWN IN LOSS
6, 29-23 vs. Florida State (2/15/14)

MOST PLAYERS TO SCORE
12, vs. VMI (11/12/13)

FEWEST PLAYERS TO SCORE
7, 11 times (last: vs. Duke, 3/5/14)

MOST PLAYERS IN DOUBLE FIGURES
5, vs. Duke (3/5/14)

FEWEST PLAYERS IN DOUBLE FIGURES
1, at Virginia (1/8/14)

STARTING LINEUPS & RECORDS					
Guard	Guard	Forward	Forward	Forward	W-L
Jones	Miller-McIntyre	McKie	Cavanaugh	Thomas	11-6
Miller-McIntyre	Williams	McKie	Cavanaugh	Washington	1-0
Miller-McIntyre	Williams	McKie	Cavanaugh	Thomas	2-2
Jones	Williams	McKie	Adala Moto	Thomas	0-2
Jones	Miller-McIntyre	McKie	Adala Moto	Thomas	0-3
Miller-McIntyre	Williams	McKie	Adala Moto	Thomas	2-1

DEMON DEACON BASKETBALL

LEADS, RUNS & SPECIALTY STATS

Date	Opponent	W/L	Score	Largest Lead		Ties	LC	Biggest Run		Paint		Off TOs		2nd Chance		Fastbreak		Bench	
				WF	Opp			WF	Opp	WF	Opp	WF	Opp	WF	Opp	WF	Opp	WF	Opp
N8	Colgate	W	89-78	14	8	4	10	7	8	50	22	21	7	14	7	12	8	21	12
N12	VMI	W	98-71	30	1	4	4	10	6	58	18	13	10	17	11	26	8	28	16
N15	Presbyterian	W	69-48	29	1	0	2	9	7	30	18	9	2	10	5	6	2	32	2
N18	Jacksonville	W	90-83	16	1	0	4	7	9	38	42	15	12	22	14	19	8	26	39
N21	The Citadel	W	82-54	28	2	1	1	10	7	34	20	14	9	11	2	16	0	41	14
N28	vs. Kansas	L	78-87	2	16	2	6	5	8	30	50	12	12	14	21	10	8	17	41
N29	vs. USC	W	77-63	24	3	4	5	9	5	34	33	15	8	10	9	10	9	35	24
N30	vs. Tennessee	L	63-82	2	28	1	4	7	10	26	40	10	12	3	14	8	2	18	29
D4	Tulane	W	72-57	15	3	4	3	10	6	32	28	9	14	9	2	10	4	34	5
D7	Richmond	W	76-66	10	12	4	7	15	11	30	30	7	31	14	7	8	17	17	20
D17	St. Bonaventure	W	77-62	18	11	5	5	11	10	42	38	11	15	12	11	19	6	6	19
D21	UNCG	W	59-51	12	3	2	5	10	5	40	24	12	10	16	11	4	4	15	5
D28	at Xavier	L	53-68	2	22	5	8	10	16	22	36	16	12	10	11	10	12	13	19
J5	North Carolina	W	73-67	13	7	7	8	11	7	46	44	19	15	10	17	11	8	19	21
J8	at Virginia	L	51-74	0	32	0	0	9	11	22	34	14	23	4	9	6	9	28	33
J11	at Pittsburgh	L	65-80	0	22	0	0	9	6	32	34	14	12	11	19	10	8	15	17
J15	NC State	W	70-69	9	9	5	5	6	6	24	36	8	16	4	23	9	8	17	18
J18	at Clemson	L	53-61	5	9	6	5	4	7	26	24	4	10	9	7	2	0	25	23
J22	at Virginia Tech	W	83-77	21	0	0	0	9	6	36	24	10	5	18	18	6	0	23	17
J25	Notre Dame	W	65-58	9	4	5	7	8	9	30	44	5	4	4	12	6	8	16	10
J29	Syracuse	L	57-67	6	14	2	2	6	5	26	28	7	8	12	14	5	11	19	9
F1	Georgia Tech	L	70-79	3	13	2	4	5	11	32	28	27	24	6	8	17	8	15	27
F4	at Duke	L	63-83	5	24	5	7	5	12	30	24	12	26	12	17	0	6	21	30
F11	at NC State	L	67-82	2	21	6	5	9	12	30	34	14	23	7	14	21	6	32	17
F15	Florida State	L	60-67	16	9	5	1	12	9	18	32	21	9	8	11	10	14	32	32
F18	at Maryland	L	60-71	8	16	1	2	11	8	32	32	12	18	3	9	20	16	10	22
F22	at North Carolina	L	72-105	2	33	3	1	8	11	32	38	15	22	10	16	2	10	42	36
F25	Clemson	W	62-57	9	10	9	7	8	9	32	28	11	17	0	15	8	4	17	7
M1	Boston College	L	72-80	3	11	5	3	7	8	22	20	9	15	0	12	12	10	10	23
M5	Duke	W	82-72	10	7	4	4	17	10	36	32	15	5	22	19	10	4	22	21
M8	at Miami																		
SEASON TOTALS										962	935	381	406	302	365	313	218	666	608
SEASON AVERAGES										32.1	31.2	12.7	13.5	10.1	12.2	10.4	7.3	22.2	20.3

PLUS/MINUS STATISTICS

Opponent	Adala Moto	Cavanaugh	Green	Jones	McClinton	McKie	M.-McIntyre	Overton	Rountree III	Thomas	Washington	Williams
Colgate	+10	+1	DNP	+5	DNP	+12	+14	-3	-2	+11	+3	+4
VMI	+8	+16	DNP	+16	DNP	+11	+28	+5	+7	+20	-6	+15
Presbyterian	+7	+3	DNP	+7	DNP	+17	+22	-1	+9	+17	+2	+12
Jacksonville	-3	+14	DNP	-1	DNP	+3	+19	-5	+5	+4	+3	-4
The Citadel	+20	+8	DNP	+8	DNP	+8	+20	-5	+18	+9	+14	+30
vs. Kansas	-10	+12	DNP	+3	DNP	-6	-11	+4	-15	-6	-4	-12
vs. USC	+7	+4	DNP	+17	DNP	+6	+2	+3	+7	+7	+10	+7
vs. Tennessee	-5	-15	DNP	-17	DNP	-13	-13	-1	-6	-10	-9	-6
Tulane	+19	-2	DNP	-11	DNP	-4	+14	+4	+17	-3	+14	+27
Richmond	+0	+9	DNP	+0	DNP	+11	+5	+10	-7	+12	+1	+9
St. Bonaventure	-2	+19	DNP	+4	DNP	+17	+15	DNP	-3	+13	+0	+12
UNCG	+13	-4	DNP	+10	DNP	+8	+8	-9	-3	+11	-3	+9
at Xavier	-8	-17	DNP	-1	DNP	-11	-14	+2	-4	-11	+5	-16
North Carolina	+10	+4	DNP	+0	DNP	+5	-1	DNP	+3	-7	+0	+16
at Virginia	-8	-7	DNP	-12	DNP	-21	-24	-8	+2	-15	-20	-8
at Pittsburgh	-16	+1	DNP	-10	DNP	-16	-22	+5	-6	-16	+5	+0
NC State	-1	-4	DNP	+3	DNP	+5	+4	DNP	-5	+10	-2	-5
at Clemson	-8	+0	DNP	-5	DNP	-1	-4	DNP	-8	-7	DNP	-7
at Virginia Tech	-2	+4	DNP	+5	DNP	+6	+10	-2	-2	-3	+13	+1
Notre Dame	+13	-2	DNP	+5	DNP	+3	+6	+2	+2	+5	-2	+3
Syracuse	-3	-10	DNP	-19	DNP	-7	-2	+1	-4	-7	-1	+2
Georgia Tech	-2	-2	DNP	-6	DNP	-8	-4	-1	-15	-7	-2	+2
at Duke	-14	-15	DNP	-20	DNP	-8	DNP	-14	-2	-13	+1	-15
at NC State	-16	-8	DNP	-19	DNP	-10	+1	-9	-8	-11	+3	-3
Florida State	-13	+2	DNP	+5	DNP	-3	-16	-1	-6	-6	+4	-1
at Maryland	-10	+3	DNP	-7	DNP	-8	-9	-5	+1	-6	-8	-6
at North Carolina	-21	-20	DNP	-22	DNP	-20	-17	-9	-12	-11	-19	-14
Clemson	+2	+6	DNP	-1	DNP	+3	+4	-6	+3	+2	+1	+11
Boston College	+1	-7	DNP	-9	DNP	+3	+0	-13	-10	-3	DNP	-2
Duke	-5	+16	DNP	+1	DNP	+14	+9	-5	DNP	+9	DNP	+11
at Miami												
SEASON CUME	-37	+9	+0	-71	+0	-4	+44	-61	-44	-12	+3	+72

DEMON DEACON BASKETBALL



EXHIBITION GAME

NOVEMBER 1, 2013

BREVARD 66
WAKE FOREST 93


LJVM Coliseum (4,813)
Winston-Salem, N.C.

BREVARD	fg	3fg	ft	o-d-t	pf	TP	a	to	bs	s	mp
12 Pifer*	0-3	0-1	1-2	1-1-2	4	1	1	3	0	0	19
23 Moose*	7-11	1-3	3-6	2-4-6	1	18	2	2	0	1	31
41 Moe*	4-13	3-10	0-1	1-5-6	4	11	2	2	0	1	35
05 Leathers*	4-11	0-2	1-5	0-3-3	3	9	5	4	1	2	36
10 Pickett*	6-10	2-6	0-3	1-4-5	0	14	0	2	0	1	36
02 Collins	1-3	0-1	0-0	0-0-0	1	2	3	1	0	1	9
03 Neal	0-0	0-0	0-0	1-1-2	0	0	0	0	0	0	2
11 White	2-8	2-6	2-3	0-1-1	3	8	0	2	0	0	24
14 Shaw	1-2	1-2	0-0	1-0-1	5	3	1	0	0	0	8
TEAM				6-3-9							
Totals.....	25-61	9-31	7-20	13-22-35	21	66	14	16	1	6	200

WAKE	fg	3fg	ft	o-d-t	pf	TP	a	to	bs	s	mp
02 Thomas*	4-8	0-0	1-4	3-3-6	0	9	4	1	1	1	20
33 Rountree*	3-5	0-0	2-5	3-5-8	5	8	1	2	3	3	26
34 Cavanaugh*	5-7	1-3	2-2	2-1-3	4	13	0	0	0	0	21
00 M.-McIntyre*	3-7	0-1	0-2	1-2-3	2	6	2	1	0	1	26
01 Jones*	5-7	0-1	0-1	0-4-4	1	10	9	2	0	0	25
13 Williams	8-15	6-11	2-2	0-4-4	0	24	3	0	0	2	26
20 Overton	2-5	2-4	0-0	0-0-0	1	6	0	0	0	1	12
31 Washington	3-3	0-0	0-2	4-3-7	1	6	0	0	2	0	15
35 Prendergast	0-0	0-0	0-0	0-0-0	0	0	2	0	0	0	2
41 Antonelli	0-1	0-1	0-0	0-0-0	0	0	2	0	0	0	2
43 VanHorn	0-0	0-0	1-2	0-0-0	0	1	0	0	0	0	2
45 Adala Moto	4-8	0-2	2-9	4-6-10	4	10	0	1	0	1	19
51 O'Brien	0-0	0-0	0-0	0-1-1	0	0	0	0	0	0	2
52 Niedrich	0-0	0-0	0-0	0-0-0	0	0	0	0	0	0	2
TEAM				0-2-2							
Totals.....	37-66	9-23	10-29	17-31-48	18	93	19	11	6	9	200

	1st	2nd	Total	FG%	3FG%	FT%
Brevard	27	39	66	41.0	29.0	35.0
Wake Forest	47	46	93	56.1	39.1	34.5

Points in the paint-BC 32,WF 52. Points off turnovers-BC 7,WF 18.
2nd chance points-BC 11,WF 19. Fast break points-BC 10,WF 23.
Bench points-BC 13,WF 47. Score tied-0 times. Lead changed-2 times.
Largest lead-BC by 1 1st-18:56, WF by 33 2nd-09:06.
Officials: Tim Comer, Tim Nestor, Jeff Nichols



GAME #3

NOVEMBER 15, 2013

PRESBYTERIAN 48
WAKE FOREST 69

LJVM Coliseum (7,823)
Winston-Salem, N.C.

PRESBY (0-3)	fg	3fg	ft	o-d-t	pf	TP	a	to	bs	s	mp
21 Downing*	8-17	1-4	1-2	0-4-4	0	18	2	1	0	0	39
34 Drew*	1-4	0-0	0-0	1-1-2	3	2	0	0	1	1	15
15 Truss*	2-6	0-0	0-0	2-4-6	5	4	0	1	0	0	29
02 Terry*	1-9	0-2	0-0	1-2-3	1	2	2	1	0	0	28
14 Dillard*	7-12	3-3	3-7	0-3-3	1	20	3	4	1	2	38
00 Herrera	1-6	0-1	0-0	0-4-4	2	2	0	0	0	0	19
10 McCray	0-0	0-0	0-0	0-0-0	0	0	0	0	0	0	1
11 Allen	0-0	0-0	0-0	0-0-0	0	0	0	0	0	0	1
24 Adams	0-1	0-1	0-0	0-1-1	2	0	0	1	0	1	19
44 Campbell	0-1	0-0	0-1	0-1-1	1	0	0	1	0	0	11
TEAM				2-3-5							
Totals.....	20-56	4-11	4-10	6-23-29	15	48	7	9	2	4	200

WAKE (3-0)	fg	3fg	ft	o-d-t	pf	TP	a	to	bs	s	mp
02 Thomas*	5-7	0-0	0-0	2-9-11	1	10	0	1	0	0	25
30 McKie*	2-6	0-3	0-0	2-2-4	1	4	3	1	2	0	25
34 Cavanaugh*	0-3	0-2	3-4	0-3-3	1	3	0	0	1	0	14
00 M.-McIntyre*	6-14	2-6	6-7	0-3-3	0	20	2	1	0	1	28
01 Jones*	0-1	0-0	0-0	0-0-0	0	2	2	0	0	1	22
13 Williams	6-14	6-13	0-0	0-2-2	0	18	1	0	0	2	24
20 Overton	0-2	0-2	2-2	1-1-2	1	2	5	0	1	0	17
31 Washington	2-5	0-0	0-0	3-2-5	2	4	0	2	3	1	14
33 Rountree	3-4	0-0	1-1	1-1-2	1	6	1	1	0	1	16
35 Prendergast	0-0	0-0	0-0	0-0-0	0	0	0	0	0	0	1
41 Antonelli	1-1	0-0	0-0	1-0-1	0	2	0	0	0	0	1
43 VanHorn	0-0	0-0	0-0	0-0-0	0	0	0	0	0	0	1
45 Adala Moto	0-4	0-1	0-2	3-4-7	4	0	1	0	0	0	10
51 O'Brien	0-1	0-0	0-0	0-0-0	0	0	0	0	0	0	1
52 Niedrich	0-1	0-0	0-0	0-1-1	1	0	0	0	0	0	1
TEAM				1							
Totals.....	25-63	8-27	11-16	13-33-46	15	69	15	8	8	6	200

	1st	2nd	Total	FG%	3FG%	FT%
Presbyterian	27	21	48	35.7	36.4	40.0
Wake Forest	42	27	69	39.7	29.6	68.8

Points in the paint-PC 18,WF 30. Points off turnovers-PC 2,WF 9.
2nd chance points-PC 5,WF 10. Fast break points-PC 2,WF 6.
Bench points-PC 2,WF 32. Score tied-0 times. Lead changed-2 times.
Largest lead-PC by 1 1st-18:32, WF by 29 2nd-06:37.
Officials: Mike Eades, Bryan Kersey, Louie Andrakakos



GAME #1

NOVEMBER 8, 2013

COLGATE 78
WAKE FOREST 89

LJVM Coliseum (7,402)
Winston-Salem, N.C.

COLGATE (0-1)	fg	3fg	ft	o-d-t	pf	TP	a	to	bs	s	mp
13 Burnatowski*3-12	2-7		5-6	1-5-6	3	13	4	5	1	0	37
53 Jacobs*	3-9	3-7	2-2	1-6-7	4	11	1	3	0	0	19
01 Tillotson*	6-12	1-3	1-1	1-1-2	4	14	9	1	0	1	35
04 Roh*	5-6	1-1	0-3	1-5-6	4	11	3	0	0	1	30
05 Moore*	5-10	5-8	2-2	0-3-3	3	17	0	0	0	0	26
14 Johnson	0-1	0-1	0-0	0-0-0	0	0	0	0	0	0	6
22 McMullen	0-2	0-0	0-0	1-4-5	2	0	0	1	1	0	7
23 Graham	0-1	0-0	0-0	1-2-3	3	0	2	1	0	1	14
25 Sherman-Newsome	4-9	2-7	2-2	1-2-3	1	12	0	2	0	0	26
TEAM				1-3-4							
Totals.....	26-62	14-34	12-16	8-31-39	24	78	17	14	3	2	200

WAKE (1-0)	fg	3fg	ft	o-d-t	pf	TP	a	to	bs	s	mp
02 Thomas*	11-15	0-0	1-2	1-5-6	2	23	0	2	1	1	34
30 McKie*	4-7	1-2	5-5	1-6-7	3	14	2	0	0	1	29
34 Cavanaugh*	0-2	0-1	2-2	0-6-6	4	2	2	0	0	0	16
00 M.-McIntyre*	6-12	1-3	8-12	1-6-7	2	21	4	1	0	1	33
01 Jones*	3-6	1-3	1-2	0-2-2	1	8	3	1	0	2	24
13 Williams	1-5	0-2	6-7	0-2-2	2	8	0	0	0	1	19
20 Overton	2-6	0-3	0-0	1-0-1	1	4	1	0	0	0	11
31 Washington	1-1	0-0	0-2	1-2-3	0	0	0	0	0	0	3
33 Rountree	0-1	0-0	1-4	0-0-0	2	3	1	0	1	1	15
45 Adala Moto	3-9	0-0	0-0	2-2-4	2	6	0	1	0	0	16
TEAM				3-0-3							
Totals.....	31-64	3-14	24-36	10-31-41	19	89	13	5	2	7	200

	1st	2nd	Total	FG%	3FG%	FT%
Colgate	40	38	78	41.9	41.2	75.0
Wake Forest	38	51	89	48.4	21.4	66.7

Points in the paint-CU 22,WF 50. Points off turnovers-CU 7,WF 21.
2nd chance points-CU 7,WF 14. Fast break points-CU 8,WF 12.
Bench points-CU 12,WF 21. Score tied-4 times. Lead changed-10 times.
Largest lead-CU by 8 2nd-16:46, WF by 14 2nd-01:02.
Officials: William Humes, Raymond Styons, Chuck Jones



GAME #4

NOVEMBER 18, 2013

JACKSONVILLE 83
WAKE FOREST 90

LJVM Coliseum (5,619)
Winston-Salem, N.C.

J'VILLE (1-3)	fg	3fg	ft	o-d-t	pf	TP	a	to	bs	s	mp
00 Dawson*	1-6	1-2	0-2	3-3-6	1	3	0	0	1	0	21
15 Holder*	0-3	0-2	0-0	0-2-2	3	0	0	0	0	0	13
33 Slawson*	4-6	0-1	3-3	2-4-6	4	11	0	2	2	1	16
05 Martin*	4-11	0-2	3-5	1-7-8	2	11	7	3	0	2	35
11 Haywood*	7-11	0-1	5-6	0-3-3	2	19	2	5	0	3	32
02 Fleming	3-5	0-0	2-5	1-3-4	5	8	3	2	0	2	24
13 White	6-9	2-2	0-1	2-1-3	1	14	0	0	0	1	21
22 Hunt	4-9	3-6	4-4	0-1-1	4	15	1	0	0	2	18
44 Alderman	1-7	0-0	0-0	2-4-6	4	2	1	2	1	0	20
TEAM				1-0-1							
Totals.....	30-67	6-16	17-26	12-28-40	26	83	11	15	6	10	200

WAKE (4-0)	fg	3fg	ft	o-d-t	pf	TP	a	to	bs	s	mp
02 Thomas*	2-4	0-0	4-6	3-13-16	3	8	5	1	1	0	25
30 McKie*	6-16	3-7	7-8	6-4-10	1	22	2	2	2	2	35
34 Cavanaugh*	4-9	0-0	4-6	4-7-10	2	12	1	1	0	0	18
00 M.-McIntyre*	7-14	1-2	5-8	0-2-2	2	20	3	3	0	2	35
01 Jones*	0-2	0-0	2-5	0-2-2	2	2	3	3	0	1	23
13 Williams	5-9	4-8	0-0	0-2-2	4	14	1	0	0	0	28
20 Overton	0-2	0-1	0-0	0-1-1	0	0	0	0	0	0	2
31 Washington	2-6	0-0	0-0	3-0-3	0	4	0	2	1	0	9
33 Rountree	0-3	0-0	1-2	1-0-1	2	1	2	0	0	0	8
45 Adala Moto	3-10	0-0	1-								

DEMON DEACON BASKETBALL



GAME #6	
NOVEMBER 28, 2013	
WAKE FOREST	78
#2 KANSAS	87
Imperial Arena (3,380) Paradise Island, Bahamas	

WAKE (5-1)	fg	3fg	ft	o-d-t	pf	TP	a	to	bs	s	mp
02 Thomas*	4-7	0-0	0-0	1-3-4	4	8	0	2	0	0	19
30 McKie*	2-6	2-3	0-1	3-3-6	2	6	2	2	1	1	32
34 Cavanaugh*	3-7	2-5	3-4	1-7-8	4	11	0	4	1	1	27
00 M.-McIntyre*10-16	2-5	4-7	1-2-3	1	26	4	0	0	0	1	34
01 Jones*	3-5	0-0	4-8	0-0-0	1	10	4	2	0	1	33
13 Williams	3-6	2-3	2-2	1-0-1	2	10	0	0	0	0	18
20 Overton	0-1	0-0	0-0	0-1-1	0	0	0	0	0	0	3
31 Washington	1-1	0-0	2-2	2-1-3	3	4	0	0	2	0	10
33 Rountree	0-0	0-0	0-0	1-0-1	2	0	0	0	0	0	8
45 Adala Moto	0-7	0-3	3-5	2-2-4	5	3	0	3	0	1	16
TEAM				1-3-4							
Totals.....	26-56	8-19	18-29	13-22-35	24	78	10	13	4	5	200

KANSAS (5-0)	fg	3fg	ft	o-d-t	pf	TP	a	to	bs	s	mp
22 Wiggins*	6-13	1-4	4-7	2-2-4	1	17	4	1	0	3	25
25 Black*	3-4	0-0	1-2	1-0-1	3	7	1	1	0	0	16
34 Ellis*	3-8	0-0	3-4	1-6-7	2	9	1	1	0	1	23
01 Seiden Jr.*	3-7	0-1	2-4	2-0-2	2	8	1	1	0	0	21
10 Tharpe*	1-5	1-3	2-2	0-2-2	1	5	2	1	0	0	27
00 Mason	4-9	1-4	4-6	1-1-2	2	13	3	3	0	1	23
03 White III	2-6	0-3	2-3	1-3-4	3	6	1	0	0	1	17
21 Embiid	4-6	0-0	2-2	2-4-6	4	10	0	0	3	0	15
23 Frankamp	0-0	0-0	4-6	0-1-1	1	4	0	0	0	0	9
31 Traylor	3-4	0-0	2-2	1-4-5	2	8	1	1	0	0	24
TEAM				4-1-5							
Totals.....	29-62	3-15	26-38	15-24-39	21	87	14	9	3	6	200

	1st	2nd	Total	FG%	3FG%	FT%
Wake Forest	26	52	78	46.4	42.1	62.1
Kansas	40	47	87	46.8	20.0	68.4

Points in the paint-WF 30, KU 50. Points off turnovers-WF 12, KU 12.
2nd chance points-WF 14, KU 21. Fast break points-WF 10, KU 8.
Bench points-WF 17, KU 41. Score tied-2 times. Lead changed-6 times.
Largest lead-WF by 2 1st-18:32, KU by 16 1st-01:15.
Officials: Mike Stuart, Gary Maxwell, Jeb Hartness
Technical Fouls: WF-Cavanaugh (8:12, 2nd); WF-Thomas 2 (7:28, 2nd).



GAME #9	
DECEMBER 4, 2013	
TULANE	57
WAKE FOREST	72
LJVM Coliseum (6,176) Winston-Salem, N.C.	

TULANE (4-5)	fg	3fg	ft	o-d-t	pf	TP	a	to	bs	s	mp
34 Drye*	1-6	0-2	1-2	1-7-8	1	3	0	2	0	3	29
41 Bruha*	2-2	0-0	0-0	1-1-2	2	4	0	1	1	0	23
00 Dabney*	11-15	2-5	5-7	0-3-3	2	29	0	2	0	3	38
02 Stark*	4-14	1-4	1-2	0-4-4	1	10	5	1	0	0	38
24 Hook*	2-11	0-3	2-2	1-3-4	3	6	1	2	0	0	32
05 Reynolds	0-1	0-0	0-0	0-1-1	1	0	0	0	0	1	6
10 Currie	0-1	0-0	0-0	0-0-0	0	0	0	0	0	0	4
15 Smith	1-1	0-0	0-0	0-1-1	2	2	0	0	2	0	9
20 Thomas	0-1	0-0	0-0	1-1-2	2	0	0	0	0	0	10
25 Henson	1-2	1-1	0-0	0-0-0	4	3	1	0	0	0	11
TEAM				1-0-1							
Totals.....	22-54	4-15	9-13	5-21-26	18	57	7	8	3	7	200

WAKE (7-2)	fg	3fg	ft	o-d-t	pf	TP	a	to	bs	s	mp
02 Thomas*	2-5	0-0	3-6	1-5-6	2	7	0	3	1	0	26
30 McKie*	3-7	2-6	0-0	2-3-5	3	8	2	1	1	0	25
34 Cavanaugh*	5-7	0-1	1-2	0-5-5	2	11	0	2	0	0	20
00 M.-McIntyre*5-12	0-2	0-2	2-2	2-3-5	3	12	4	3	1	0	38
01 Jones*	0-1	0-1	0-0	0-0-0	3	0	2	2	0	0	16
13 Williams	6-10	4-7	2-2	0-4-4	0	18	4	0	1	0	27
20 Overton	0-1	0-1	0-0	0-0-0	0	0	0	0	0	0	7
31 Washington	1-3	0-0	3-4	0-1-1	1	5	1	0	4	1	11
33 Rountree	1-3	1-1	0-0	1-2-3	1	3	2	1	1	1	16
45 Adala Moto	4-5	0-0	0-1	1-4-5	1	8	1	1	0	0	14
TEAM				2-3-5							
Totals.....	27-54	7-19	11-17	9-30-39	16	72	16	13	9	2	200

	1st	2nd	Total	FG%	3FG%	FT%
Tulane	27	30	57	40.7	26.7	69.2
Wake Forest	34	38	72	50.0	36.8	64.7

Points in the paint-TLN 28, WF 32. Points off turnovers-TLN 14, WF 9.
2nd chance points-TLN 2, WF 9. Fast break points-TLN 4, WF 10.
Bench points-TLN 5, WF 34. Score tied-4 times. Lead changed-3 times.
Largest lead-TLN by 3 1st-16:34, WF by 15 2nd-01:32.
Officials: Jamie Luckie, Tim Nestor, Mike Stuart



GAME #7	
NOVEMBER 29, 2013	
USC	63
WAKE FOREST	77
Imperial Arena (1,538) Paradise Island, Bahamas	

USC (4-3)	fg	3fg	ft	o-d-t	pf	TP	a	to	bs	s	mp
32 Jovanovic*	3-7	0-2	2-2	1-1-2	2	8	1	2	0	0	19
55 Oraby*	2-2	0-0	1-5	4-5-9	2	5	0	1	3	0	25
10 Howard*	4-11	1-6	1-1	0-6-6	3	10	2	3	0	0	29
12 Jacobs*	1-5	1-4	1-2	1-2-3	1	4	9	3	0	1	27
22 Wesley*	5-11	0-2	2-2	1-2-3	2	12	2	2	0	2	33
02 Prince	4-7	0-1	2-5	3-1-4	2	10	0	0	0	0	13
03 Bryan	1-5	1-2	0-0	0-1-1	1	3	0	1	0	1	17
05 Dukes	3-7	2-6	0-0	0-0-0	0	8	1	0	0	0	10
14 Gavrilovic	0-1	0-0	1-2	2-1-3	2	1	0	2	0	0	6
15 Taylor	1-4	0-2	0-0	0-0-0	0	2	0	0	0	0	6
33 Haley	0-1	0-0	0-0	1-4-5	3	0	0	0	0	0	15
TEAM				0-2-2							
Totals.....	24-61	5-25	10-19	13-25-38	18	63	15	14	3	4	200

WAKE (6-1)	fg	3fg	ft	o-d-t	pf	TP	a	to	bs	s	mp
02 Thomas*	5-8	0-0	0-3	2-6-8	3	10	4	5	0	1	24
30 McKie*	3-8	0-2	0-0	0-6-6	0	6	3	0	0	1	28
34 Cavanaugh*	2-7	0-3	7-8	1-5-6	3	11	2	1	1	0	19
00 M.-McIntyre*	1-4	1-2	2-4	0-2-2	2	5	4	1	0	1	31
01 Jones*	5-5	0-0	0-3	1-1-2	1	10	3	1	1	3	25
13 Williams	6-13	3-9	0-0	0-3-3	2	15	3	1	0	0	28
20 Overton	1-3	1-2	3-4	1-1-2	1	6	0	1	0	0	10
31 Washington	4-4	0-0	0-0	1-1-2	2	8	1	0	1	0	14
33 Rountree	1-1	0-0	0-0	0-1-1	1	2	2	0	0	0	6
45 Adala Moto	2-4	0-0	0-0	1-2-3	3	4	1	1	0	1	15
TEAM				2-2-4							
Totals.....	30-57	5-18	12-22	9-30-39	18	77	22	13	3	7	200

	1st	2nd	Total	FG%	3FG%	FT%
USC	25	38	63	39.3	20.0	52.6
Wake Forest	41	36	77	52.6	27.8	54.5

Points in the paint-USC 33, WF 34. Points off turnovers-USC 8, WF 15.
2nd chance points-USC 9, WF 10. Fast break points-USC 9, WF 10.
Bench points-USC 24, WF 35. Score tied-4 times. Lead changed-5 times.
Largest lead-USC by 3 1st-18:01, WF by 24 2nd-14:42.
Officials: Rick Randall, Darron George, Keith Kimble



GAME #10	
DECEMBER 7, 2013	
RICHMOND	66
WAKE FOREST	(OT) 76
LJVM Coliseum (8,237) Winston-Salem, N.C.	

RICH (7-3)	fg	3fg	ft	o-d-t	pf	TP	a	to	bs	s	mp
15 Allen*	3-8	0-3	2-2	1-3-4	2	8	0	2	3	3	29
33 Nelson-Ododa*	3-6	1-1	2-4	2-4-6	2	9	1	2	2	0	34
13 Williams*	1-3	0-0	2-2	0-2-2	3	4	0	1	0	0	14
02 Lindsay*	5-15	0-2	8-12	1-1-2	3	18	5	1	0	4	39
04 Sparrow*	3-7	1-4	0-0	0-2-2	3	7	1	2	0	2	28
00 Anthony	5-11	3-6	1-3	0-0-0	4	14	1	0	0	1	27
03 Jones	0-1	0-1	0-0	0-1-1	0	1	0	1	0	0	3
05 Davis	2-4	0-1	0-0	0-2-2	4	4	2	1	0	2	30
11 Taylor	1-5	0-3	0-0	1-1-2	3	2	0	1	0	0	15
TEAM				3-0-3							
Totals.....	23-60	5-21	15-23	8-16-24	24	66	11	11	5	12	225

WAKE (8-2)	fg	3fg	ft	o-d-t	pf	TP	a	to	bs	s	mp
30 McKie*	2-6	2-5	4-4	0-4-4	4	10	0	3	1	0	31
34 Cavanaugh*	6-8	1-2	2-3	3-6-9	3	15	0	4	0	0	37
31 Washington	1-1	0-0	0-0	0-2-2	2	2	1	0	2	0	8
00 M.-McIntyre*7-16	2-3	10-13	2-2-4	2	26	4	2	0	0	0	37
13 Williams*	2-7	2-4	0-0	1-1-2	2	6	2	1	0	1	32
01 Jones	0-1	0-0	1-2	0-2-2	1	2	1	0	0	0	18
02 Thomas	4-14	0-0	3-4	8-11-19	2	11	1	2	1	2	35
20 Overton	0-3	0-2	1-2	0-1-1	1	1	1	0	0	0	8
33 Rountree	0-0	0-0	0-0	1-2-3	1	0	0	1	1	0	10
45 Adala Moto	2-2	0-0	0-0	1-1-2	2	4	0	2	0	1	9
TEAM				3-2-5							
Totals.....	24-58	7-16	21-28	19-34-53	21	76	11	21	5	4	225

	1st	2nd	OT	Total	FG%	3pFG%	FT%
Richmond	32	29	5	66	38.3	23.8	65.2
Wake Forest	31	30	15	76	41.4	43.8	75.0

Points in the paint-RICH 30, WF 30. Points off turnovers-RICH 31, WF 7.
2nd chance points-RICH 7, WF 14. Fast break points-RICH 17, WF 8.
Bench points-RICH 20, WF 17. Score tied-4 times. Lead changed-7 times.
Largest lead-RICH by 12 2nd-08:11, WF by 10 OT-02:01.
Officials: Mike Eades, Bryan Kersey, Ron Tyburski



GAME #8	
NOVEMBER 30, 2013	
TENNESSEE	82

DEMON DEACON BASKETBALL



GAME #12	
DECEMBER 21, 2013	
UNCG	51
WAKE FOREST	59
LJVM Coliseum (8,467) Winston-Salem, N.C.	

UNCG (6-7)	fg	3fg	ft	o-d-t	pf	TP	a	to	bs	s	mp
13 Locke*	5-11	0-0	4-9	3-4-7	3	14	0	2	0	0	32
14 Cain*	7-18	0-1	2-3	6-9-15	4	16	1	1	0	0	30
31 Paulos*	2-10	1-9	0-0	1-5-6	4	5	0	2	0	0	32
00 Saddler*	2-8	0-0	2-4	1-1-2	1	6	2	2	0	3	29
01 Parker*	1-4	0-3	3-3	1-3-4	3	5	3	2	0	1	36
03 Baldwin	0-1	0-0	0-1	0-0-0	1	0	0	1	0	1	14
20 Potts	0-0	0-0	0-0	0-0-0	0	0	0	0	0	0	0+
32 Kuiper	0-1	0-0	0-0	1-1-2	2	0	0	0	0	0	6
34 White	2-3	0-0	1-1	0-2-2	2	5	0	1	0	1	10
44 Outlaw	0-4	0-2	0-0	0-1-1	2	0	0	0	0	3	11
TEAM				1-0-1							
Totals.....	19-60	1-15	12-21	14-26-40	22	51	6	12	0	9	200

WAKE (10-2)	fg	3fg	ft	o-d-t	pf	TP	a	to	bs	s	mp
02 Thomas*	5-9	0-0	2-5	3-10-13	4	12	1	2	0	1	31
30 McKie*	2-7	0-3	3-6	1-2-3	0	7	1	1	0	0	24
34 Cavanaugh*	4-7	2-5	2-6	0-4-4	4	12	1	1	0	0	22
00 M.-McIntyre*	5-10	0-1	1-2	2-1-3	0	11	0	5	0	2	35
13 Williams*	1-3	0-2	0-0	1-2-3	0	2	0	1	0	0	16
01 Jones	1-3	0-0	2-6	0-1-1	2	4	2	3	0	2	28
20 Overton	0-2	0-1	0-0	0-0-0	1	0	0	0	0	0	4
31 Washington	1-2	0-0	2-4	1-3-4	2	4	0	0	4	0	6
33 Rountree	0-1	0-1	0-0	0-2-2	0	0	0	0	2	0	13
45 Adala Moto	3-5	0-1	1-1	1-6-7	2	7	0	1	0	2	21
TEAM				1-0-1							
Totals.....	22-49	2-14	13-30	10-31-41	15	59	5	14	6	7	200

	1st	2nd	Total	FG%	3FG%	FT%
UNCG	22	29	51	31.7	6.7	57.1
Wake Forest	29	30	59	44.9	14.3	43.3

Points in paint-UNCG 24,WF 40. Points off turnovers-UNCG 10,WF 12.
2nd chance points-UNCG 11,WF 16. Fast break points-UNCG 4,WF 4.
Bench points-UNCG 5,WF 15. Score tied-2 times. Lead changed-5 times.
Largest lead-UNCG by 3 1st-12:19, WF by 12 1st-02:31.
Officials: Bryan Kersey, Gary Maxwell, Jamie Luckie



GAME #13	
DECEMBER 28, 2013	
WAKE FOREST	53
XAVIER	68
Cintas Center (10,064) Cincinnati, Ohio	

WAKE (10-3)	fg	3fg	ft	o-d-t	pf	TP	a	to	bs	s	mp
02 Thomas*	2-8	0-0	5-10	1-3-4	4	9	1	4	0	0	25
30 McKie*	2-6	2-4	0-0	2-3-5	2	6	1	1	1	1	26
34 Cavanaugh*	2-8	0-3	0-0	1-1-2	1	4	0	0	0	0	16
00 M.-McIntyre*	4-12	1-4	2-2	0-1-1	11	4	3	0	2	3	34
13 Williams*	4-6	2-4	0-1	2-2-4	1	10	2	1	0	4	30
01 Jones	3-3	0-0	0-1	0-1-1	2	6	3	3	1	0	21
20 Overton	0-1	0-0	0-0	0-0-0	2	0	0	0	0	0	2
31 Washington	1-5	0-0	1-3	0-2-2	2	3	0	1	5	0	18
33 Rountree	0-0	0-0	1-2	0-1-1	1	1	0	0	1	0	9
45 Adala Moto	1-4	0-0	1-2	1-5-6	2	3	1	0	0	0	19
TEAM				3-5-8							
Totals.....	19-53	5-15	10-21	10-24-34	18	53	12	13	8	7	200

XAVIER (10-3)	fg	3fg	ft	o-d-t	pf	TP	a	to	bs	s	mp
20 Martin*	2-9	1-5	0-1	2-6-8	1	5	1	1	0	0	24
31 Philimore*	1-9	0-1	2-3	5-4-9	4	4	0	4	0	1	26
40 Stainbrook*	9-12	0-0	3-5	5-5-10	4	21	2	3	1	2	28
00 Christon*	5-13	1-2	1-2	1-4-5	3	12	4	0	2	2	35
11 Davis*	2-6	1-4	2-2	0-2-2	2	7	7	3	0	1	36
01 Reynolds	0-0	0-0	0-0	0-2-2	3	0	0	0	0	0	6
02 Farr	6-12	1-5	0-0	2-5-7	1	13	0	1	1	1	15
03 Randolph	1-1	0-0	2-2	0-0-0	0	4	1	0	0	0	10
15 Davis	0-4	0-2	2-2	0-3-3	0	2	2	0	0	1	18
24 Richards	0-0	0-0	0-0	0-0-0	0	0	0	0	0	0	1
35 Stenger	0-0	0-0	0-0	0-0-0	0	0	0	0	0	0	1
TEAM				3-1-4							
Totals.....	26-66	4-19	12-17	18-32-50	18	68	17	12	4	8	200

	1st	2nd	Total	FG%	3FG%	FT%
Wake Forest	27	26	53	35.8	33.3	47.6
Xavier	42	26	68	39.4	21.1	70.6

Points in the paint-WF 22,XU 36. Points off turnovers-WF 16,XU 12.
2nd chance points-WF 10,XU 11. Fast break points-WF 10,XU 12.
Bench points-WF 13,XU 19. Score tied-5 times. Lead changed-8 times.
Largest lead-WF by 2 1st-09:30, XU by 22 2nd-12:21.
Officials: Jeff Clark, Mike Roberts, Mike Eades
Technical Fouls: WF-Adala Moto (14:09, 2nd)



GAME #15	
JANUARY 8, 2014	
WAKE FOREST	51
VIRGINIA	74
John Paul Jones Arena (10,114) Charlottesville, Va.	

WAKE (11-4, 1-1)	fg	3fg	ft	o-d-t	pf	TP	a	to	bs	s	mp
02 Thomas*	0-2	0-0	2-2	1-2-3	2	2	1	4	0	0	19
30 McKie*	1-4	0-1	0-0	0-4-4	3	2	2	1	0	0	27
34 Cavanaugh*	3-5	0-1	2-2	0-3-3	2	8	0	1	0	2	23
00 M.-McIntyre*	2-9	0-2	3-3	0-2-2	2	6	3	3	0	2	29
01 Jones*	2-3	0-0	1-3	0-1-1	2	5	3	4	0	1	19
13 Williams	4-11	3-9	0-0	0-0-0	1	11	0	0	0	0	24
20 Overton	1-5	1-3	1-2	1-0-1	2	4	0	1	0	0	10
31 Washington	0-1	0-0	0-0	0-2-2	1	0	0	0	2	0	13
33 Rountree	1-2	0-1	0-0	0-2-2	0	2	1	0	0	0	10
41 Antonelli	0-0	0-0	0-0	0-0-0	0	0	0	0	0	0	1
45 Adala Moto	2-5	0-0	5-6	1-2-3	2	9	0	0	0	0	22
51 O'Brien	1-1	0-0	0-0	0-0-0	0	2	0	0	0	0	1
52 Niedrich	0-0	0-0	0-0	0-0-0	0	1	0	0	0	0	2
TEAM				2-2-4							
Totals.....	17-48	4-17	13-18	5-20-25	17	51	11	15	3	5	200

UVA (11-4, 2-0)	fg	3fg	ft	o-d-t	pf	TP	a	to	bs	s	mp
25 Mitchell*	3-6	0-0	1-2	2-5-7	2	7	2	0	1	1	21
10 Tobey*	3-11	0-0	0-1	3-1-4	1	6	2	2	0	0	23
12 Harris*	4-8	3-6	0-1	0-1-1	0	11	2	1	0	0	27
15 Brodgon*	6-8	2-2	0-0	0-6-6	0	14	2	0	0	2	26
23 Perrantes*	0-1	0-1	3-4	0-0-0	0	3	5	4	0	3	24
01 Anderson	2-5	1-4	6-6	0-2-2	0	11	0	0	0	1	17
04 Frazier	0-0	0-0	0-0	0-0-0	2	0	0	1	0	0	3
05 Jones	0-0	0-0	0-2	0-2-2	0	0	2	0	0	1	8
11 Nolte	1-2	1-1	0-0	0-3-3	1	3	0	0	0	0	13
13 Gill	3-4	0-0	4-5	1-3-4	3	10	1	1	0	1	17
21 Vozenilek	1-1	0-0	0-0	0-0-0	0	2	0	1	0	0	4
24 Kirven	0-1	0-0	0-0	0-0-0	0	0	1	0	0	0	3
30 Rogers	0-0	0-0	0-0	0-1-1	0	0	1	0	0	0	3
32 Atkins	3-5	0-0	1-2	0-4-4	3	7	0	1	1	0	8
34 Jones	0-0	0-0	0-0	0-1-1	0	0	0	0	0	0	3
TEAM				3-0-3							
Totals.....	26-52	7-14	15-23	9-29-38	12	74	17	12	2	9	200

	1st	2nd	Total	FG%	3FG%	FT%
Wake Forest	24	27	51	35.4	23.5	72.2
Virginia	41	33	74	50.0	50.0	65.2

Points in the paint-WF 22,VA 34. Points off turnovers-WF 14,VA 23.
2nd chance points-WF 4,VA 9. Fast break points-WF 6,VA 9.
Bench points-WF 28,VA 33. Score tied-0 times. Lead changed-0 times.
Largest lead-WF None, VA by 32 2nd-07:43.
Officials: Karl Hess, Jamie Luckie, Sean Hull



GAME #16	
JANUARY 11, 2014	
WAKE FOREST	65
PITTSBURGH	80
Petersen Events Center (12,515) Pittsburgh, Pa.	

WAKE (11-5, 1-2)	fg	3fg	ft	o-d-t	pf	TP	a	to	bs	s	mp
02 Thomas*	8-11	0-0	1-3	5-4-9	5	17	0	2	1	0	30
30 McKie*	1-5	1-4	3-4	1-0-1	2	6	1	0	0	1	25
34 Cavanaugh*	1-5	0-1	5-6	1-4-5	4	7	1	0	1	0	25
00 M.-McIntyre*	3-11	0-2	4-6	0-0-0	10	4	1	0	0	0	35
13 Williams*	3-6	2-4	2-2	1-1-2	4	10	1	0	0	0	21
01 Jones	0-2	0-0	2-2	0-0-0	2	3	1	2	1	2	25
20 Overton	1-2	1-1	1-2	0-1-1	0	4	1	0	0	0	4
31 Washington	0-0	0-0	1-2	1-1-2	1	1	0	0	1	0	5
33 Rountree	0-1	0-0	1-2	1-3-4	1	1	1	1	0	1	13
45 Adala Moto	3-8	0-0	1-2	1-2-3	4	7	0	2	0	2	17
TEAM				1-0-1							
Totals.....	20-51	4-12	21-31	12-16-28	21	65	12	9	6	4	200

PITT (15-1, 3-0)	fg	3fg	ft	o-d-t	pf	TP	a	to	bs	s	mp
02 Young*	2-3	0-0	0-0	0-1-1	4	4	1	0	1	1	14
21 Patterson*	10-17	4-7	3-3	2-3-5	1	27	6	3	1	1	32
42 Zanna*	5-8	0-0	6-11	5-7-12	1	16	2	0	4	0	31
00 Robinson*	2-4	0-0	4-4	0-3-3	3	8	2	0	0	2	30
03 Wright*	4-9	0-0	0-0	0-0-0	2	8	3	2	1	1	26
01 Artis	0-0	0-0	0-0	1-2-3	2	0	1	3	0	0	12
05 Johnson	1-3	1-2	8-9	3-0-3	2	11	0	0	0	0	18
11 Randall	0-0	0-0	1-2	0-0-0</							

DEMON DEACON BASKETBALL



GAME #18	
JANUARY 18, 2014	
WAKE FOREST	53
CLEMSON	61
Littlejohn Coliseum (9,842) Clemson, S.C.	

WAKE (12-6, 2-3) fg	3fg	ft	o-d-t	pf	TP	a	to	bs	s	mp
02 Thomas*	4-8	0-0	1-5-6	1	8	1	2	1	1	31
30 McKie*	1-7	0-4	0-0	2-2-4	1	2	1	2	0	26
34 Cavanaugh*	5-10	1-2	1-1	0-4-4	0	12	0	1	0	20
00 M.-McIntyre*	3-14	0-4	0-1	1-2-3	3	6	3	2	0	31
01 Jones*	0-0	0-0	0-0	0-1-1	3	0	1	0	0	17
13 Williams	5-9	3-7	0-0	1-1-2	3	13	1	0	0	31
33 Rountree	1-3	0-0	0-0	2-0-2	4	2	0	1	1	19
45 Adala Moto	2-7	0-0	6-8	5-1-6	3	10	1	1	0	25
TEAM			2-2-4							
Totals.....	21-58	4-17	7-10	14-18-32	18	53	8	10	2	300

CLEM (13-4, 4-1) fg	3fg	ft	o-d-t	pf	TP	a	to	bs	s	mp
05 Blossomgame*1	3-0	1-1	0-0	0-2-2	3	2	0	2	0	11
32 McDaniels*	6-11	0-2	3-4	5-7-12	1	15	1	1	4	37
35 Nnok*	3-4	0-0	2-2	0-3-3	2	8	0	0	3	25
12 Hall*	0-3	0-1	2-2	1-1-2	0	2	3	1	0	29
20 Roper*	4-8	1-5	2-2	0-2-2	2	11	2	1	0	28
03 Filer	3-6	0-1	2-3	0-3-3	0	8	1	1	0	29
21 Harrison	0-2	0-1	6-6	0-1-1	1	6	0	0	0	18
33 Smith	1-4	0-0	1-2	0-3-3	0	3	0	1	2	12
42 Djambo	2-2	2-2	0-0	0-1-1	2	6	1	0	0	13
50 Djitte	0-0	0-0	0-0	0-1-1	3	0	0	2	1	8
TEAM			1-0-1							
Totals.....	20-43	3-13	18-21	7-24-31	14	61	8	9	10	500

	1st	2nd	Total	FG%	3FG%	FT%
Wake Forest	25	28	53	36.2	23.5	70.0
Clemson	26	35	61	49.5	23.1	85.7

Points in the paint-WF 26, CU 24. Points off turnovers-WF 4, CU 10.
2nd chance points-WF 9, CU 7. Fast break points-WF 2, CU 0.
Bench points-WF 25, CU 23. Score tied-6 times. Lead changed-5 times.
Largest lead-WF by 5 1st-15:22, CU by 9 2nd-01:02.
Officials: Les Jones, Raymond Stoyons, William Humes



GAME #19	
JANUARY 22, 2014	
WAKE FOREST	83
VIRGINIA TECH	77
Cassell Coliseum (5,156) Blacksburg, Va.	

WAKE (13-6, 3-3) fg	3fg	ft	o-d-t	pf	TP	a	to	bs	s	mp
02 Thomas*	3-6	0-0	1-3	2-7-9	4	7	1	2	1	26
30 McKie*	7-10	5-6	5-5	1-5-6	2	24	0	0	0	33
34 Cavanaugh*	3-4	2-2	0-0	0-1-1	4	8	0	2	0	15
00 M.-McIntyre*	8-16	0-2	4-6	2-2-4	4	20	10	2	0	34
01 Jones*	0-0	0-0	1-2	1-2-3	2	1	3	2	0	19
13 Williams	0-5	0-4	1-2	0-0-0	0	1	2	0	0	21
20 Overton	2-2	2-2	0-0	0-1-1	2	6	0	0	0	7
31 Washington	3-4	0-0	2-2	1-0-1	2	8	0	0	3	15
33 Rountree	0-1	0-0	0-0	0-1-1	1	0	0	0	0	5
45 Adala Moto	4-8	0-0	0-0	2-5-7	2	8	1	1	0	25
TEAM			3-1-4							
Totals.....	30-56	9-16	14-20	12-25-37	23	83	17	9	4	200

VT (8-10, 1-5) fg	3fg	ft	o-d-t	pf	TP	a	to	bs	s	mp
02 van Zegeren*	3-8	0-0	0-1	4-1-5	4	6	0	0	0	15
01 Eddie*	5-16	4-10	6-6	2-3-5	0	20	1	0	0	35
42 Barksdale*	1-8	1-5	0-0	0-2-2	1	3	1	0	0	16
11 Wilson*	6-10	3-4	11-14	2-2-4	3	26	4	2	0	40
25 Johnston*	1-4	1-3	2-3	1-1-2	4	5	2	1	0	34
04 Raines	2-10	0-0	1-2	1-2-3	2	5	1	1	1	24
22 Beyer	0-1	0-0	0-0	2-0-2	2	0	1	1	0	8
32 Thompson	3-6	0-0	4-7	7-5-12	3	10	0	1	2	18
33 Wood	1-2	0-1	0-0	1-0-1	1	2	1	0	0	10
TEAM			2-0-2							
Totals.....	22-65	9-23	24-33	22-16-38	20	77	11	6	3	500

	1st	2nd	Total	FG%	3FG%	FT%
Wake Forest	43	40	83	53.6	56.3	70.0
Virginia Tech	27	50	77	33.8	39.1	72.7

Points in the paint-WF 36, VT 24. Points off turnovers-WF 10, VT 5.
2nd chance points-WF 18, VT 18. Fast break points-WF 6, VT 0.
Bench points-WF 23, VT 17. Score tied-0 times. Lead changed-0 times.
Largest lead-WF by 21 1st-04:15, VT None.
Officials: Karl Hess, Bryan Kersey, Michael Stephens



GAME #21	
JANUARY 29, 2014	
#2 SYRACUSE	67
WAKE FOREST	57
LJVM Coliseum (12,523) Winston-Salem, N.C.	

SU (20-0, 7-0) fg	3fg	ft	o-d-t	pf	TP	a	to	bs	s	mp
03 Grant*	3-8	0-0	4-9	7-5-12	2	10	1	1	0	35
05 Fair*	4-14	1-4	7-11	1-7-8	3	16	1	1	0	34
25 Christmas*	3-6	0-0	0-0	3-4-7	5	6	0	1	3	20
10 Cooney*	2-9	0-5	4-4	1-5-6	3	8	2	1	0	28
11 Ennis*	6-14	1-3	5-6	0-5-5	4	18	4	2	1	40
00 Gbinije	1-4	1-2	0-0	1-3-4	1	3	0	2	0	12
12 Moussa Keita	2-2	0-0	2-3	4-4-8	4	6	0	0	5	20
21 Roberson	0-1	0-0	0-0	0-1-1	0	0	0	0	0	5
TEAM			2-2-4							
Totals.....	21-58	3-14	22-33	19-36-55	22	67	8	9	8	600

WAKE (14-7, 4-4) fg	3fg	ft	o-d-t	pf	TP	a	to	bs	s	mp
02 Thomas*	4-9	0-0	4-6	1-4-5	3	12	3	4	1	35
30 McKie*	2-9	1-7	7-8	1-5-6	3	12	1	0	0	29
34 Cavanaugh*	3-7	0-1	1-1	0-1-1	0	7	1	0	0	19
00 M.-McIntyre*	1-6	0-3	2-5	1-2-3	5	4	2	0	0	21
01 Jones*	1-5	0-0	1-2	0-2-2	5	3	3	2	0	25
13 Williams	3-8	2-7	0-0	1-5-6	1	8	0	0	0	27
20 Overton	0-2	0-1	2-5	0-0-0	1	2	2	1	0	11
31 Washington	0-1	0-0	0-0	0-0-0	1	0	0	0	0	2
33 Rountree	0-1	0-1	0-0	0-0-0	2	0	0	0	0	4
45 Adala Moto	4-5	0-0	1-3	1-4-5	2	9	0	1	1	27
TEAM			4-3-7							
Totals.....	18-53	3-20	18-30	9-26-35	23	57	12	8	2	400

	1st	2nd	Total	FG%	3FG%	FT%
Syracuse	26	41	67	36.2	21.4	66.7
Wake Forest	23	34	57	34.0	15.0	60.0

Points in the paint-SU 28, WF 26. Points off turnovers-SU 8, WF 7.
2nd chance points-SU 14, WF 12. Fast break points-SU 11, WF 5.
Bench points-SU 9, WF 19. Score tied-2 times. Lead changed-2 times.
Largest lead-SU by 14 2nd-00:48, WF by 6 1st-10:05.
Officials: Ed Corbett, Mike Stuart, Jerry Heater



GAME #22	
FEBRUARY 1, 2014	
GEORGIA TECH	79
WAKE FOREST	70
LJVM Coliseum (10,288) Winston-Salem, N.C.	

GT (12-10, 3-6) fg	3fg	ft	o-d-t	pf	TP	a	to	bs	s	mp
03 Georges-Hunt*	8-16	2-4	5-5	1-2-3	5	23	1	2	0	34
24 Holsely*	3-4	0-0	4-4	0-2-2	4	10	2	2	0	16
05 Miller*	6-10	0-0	4-7	7-7-14	3	16	3	5	3	25
23 Golden*	1-4	1-2	0-0	0-2-2	0	3	1	1	0	8
30 Heyward*	0-1	0-0	0-0	0-3-3	2	0	3	3	0	2
01 Poole Jr.	2-5	0-0	4-5	1-0-1	3	8	1	0	0	12
11 Bolden	4-10	2-6	2-2	1-4-5	2	12	2	5	1	35
12 Stephens	2-3	1-1	0-0	0-2-2	5	5	1	1	0	13
43 Warner	0-0	0-0	2-3	0-1-1	0	2	0	0	0	5
TEAM			0-0-0							
Totals.....	26-53	6-13	21-26	10-23-33	24	79	14	19	4	800

WAKE (14-8, 4-5) fg	3fg	ft	o-d-t	pf	TP	a	to	bs	s	mp	
02 Thomas*	2-5	0-0	3-5	2-7-9	4	7	4	7	1	34	
30 McKie*	6-10	3-6	11-11	2-0-2	3	26	2	1	2	34	
34 Cavanaugh*	1-4	0-1	2-2	0-1-1	2	4	0	2	1	0	21
00 M.-McIntyre*	5-10	0-1	0-0	1-2-3	0	10	2	1	0	17	
01 Jones*	2-4	0-0	4-7	0-2-2	3	8	4	0	4	31	
13 Williams	1-8	0-6	0-0	0-2-2	1	2	2	0	0	29	
20 Overton	1-2	0-1	1-1	0-1-1	2	3	0	0	0	6	
31 Washington	1-1	0-0	0-0	0-0-0	1	2	0	0	1	6	
33 Rountree	0-1	0-0	0-0	0-1-1	1	0	0	0	0	1	6
45 Adala Moto	1-4	0-0	6-7	1-1-2	5	8	0	1	0	16	
TEAM			1-0-1								
Totals.....	20-49	3-15	27-33	7-17-24	22	70	13	16	5	14	200

	1st	2nd	Total	FG%	3FG%	FT%
Georgia Tech	41	38	79	49.1	46.2	80.8
Wake Forest	34	36	70	40.8	20.0	81.8

Points in the paint-GT 28, WF 32. Points off turnovers-GT 24, WF 27.
2nd chance points-GT 8, WF 6. Fast break points-GT 8, WF 17.
Bench points-GT 27, WF 15. Score tied-2 times. Lead changed-4 times.
Largest lead-GT by 13 2nd-18:42, WF by 3 1st-08:32.
Officials: Jamie Luckie, Tim Nestor, Tim Kelly



GAME #20	
JANUARY 25, 2014	
NOTRE DAME	65
WAKE FOREST	58
LJVM Coliseum (11,710) Winston-Salem, N.C.	

ND (11-9, 2-5) fg	3fg	ft	o-d-t	pf	TP	a	to	bs	s	mp	
24 Connaughton*	4-14	1-7	1-1	1-7-8	1	10	1	0	0	1	40
30 Auguste*	1-4	0-0	2-2	1-6-7	0	4	0	3	0	18	
11 Sherman*	8-15	0-0	4-5	1-5-6	5	20	0	1	1	2	32
00 Atkins*	6-14	1-5	0-0	2-1-3	3	13	6	1	0	1	39
23 Jackson*	0-0	0-0	1-2	0-0-0	2	1	0	0	0	22	
03 Beachem	0-3	0-1	0-2	0-0-0	0	0	0	0	0	2	
25 Knight	4-4	0-0	0-0	2-1-3	3	8	0	0	0	1	17
32 Vasturia	1-7	0-3	0-0	1-3-4							

DEMON DEACON BASKETBALL



GAME #24
FEBRUARY 11, 2014
WAKE FOREST 82
NC STATE 67
*PNC Arena (13,316)
Raleigh, N.C.*

WAKE (14-10, 4-7) fg	3fg	ft	o-d-t	pf	TP	a	to	bs	s	mp	
01 Jones*	2-3	0-0	0-2	1-1-2	3	4	4	4	0	1	23
02 Thomas*	5-14	0-0	1-7	3-3-6	1	11	2	2	0	0	32
13 Williams*	2-3	1-2	0-0	1-2-3	2	5	0	0	0	0	18
30 McKie*	4-7	1-3	2-7	0-3-3	2	11	1	1	0	0	30
45 Adala Moto*	1-1	0-0	2-2	2-3-4	4	4	0	3	0	2	23
00 M.-McIntyre	6-10	1-2	2-2	0-2-2	3	15	7	3	0	1	26
20 Overton	1-1	1-1	0-1	0-2-2	1	3	0	0	0	0	11
31 Washington	0-0	0-0	0-0	0-0-0	0	0	0	0	1	0	4
33 Rountree	1-3	1-1	0-0	0-1-1	1	3	0	0	0	2	12
34 Cavanaugh	2-4	0-1	4-6	1-2-3	4	8	1	1	0	0	20
43 VanHorn	0-1	0-0	3-4	0-0-0	0	3	0	0	0	0	1
TEAM				3-1-4							

Totals..... 24-47 5-10 14-31 11-20-31 21 67 15 14 1 6 200

NCSU (16-8, 7-5) fg	3fg	ft	o-d-t	pf	TP	a	to	bs	s	mp	
12 Lewis*	2-4	0-2	0-0	0-0-0	1	4	7	2	0	0	23
14 Vandenberg*	2-2	0-0	0-0	1-3-4	4	4	0	0	0	1	15
22 Turner*	5-8	2-4	4-4	0-2-2	3	16	2	0	0	1	28
24 Warren*	15-26	3-5	1-2	5-5-10	1	34	0	1	0	1	36
32 Washington*	2-6	0-0	3-6	1-3-4	2	7	0	1	0	0	21
02 Barber	4-6	2-4	0-0	1-0-1	2	10	2	3	0	0	16
05 Lee	1-3	1-1	3-4	1-2-3	3	6	5	2	0	2	16
10 Freeman	0-2	0-0	0-1	2-6-8	3	0	0	0	0	0	26
15 Brickhouse	0-0	0-0	0-0	0-0-0	0	0	0	0	0	0	1
20 Wallace	0-1	0-1	0-0	0-0-0	1	0	0	0	0	0	1
21 Anya	0-0	0-0	1-2	0-1-1	3	1	0	1	2	0	14
25 Cannon	0-0	0-0	0-0	0-0-0	0	0	0	1	0	0	1
30 Battle	0-1	0-1	0-0	0-1-1	0	0	0	1	0	0	1
34 Robinson	0-0	0-0	0-0	0-0-0	1	0	0	0	0	0	1
TEAM				2-0-2							

Totals..... 31-59 8-18 12-19 13-23-36 24 82 16 12 2 5 200

Wake Forest	1st	2nd	Total	FG%	3FG%	FT%
Wake Forest	38	29	67	51.1	50.0	45.2
NC State	46	36	82	52.5	44.4	63.2

Points in the paint-WF 30,ST 34. Points off turnovers-WF 14,ST 23.
2nd chance points-WF 7,ST 14. Fast break points-WF 21,ST 6.
Bench points-WF 32,ST 17. Score tied-6 times. Lead changed-5 times.
Largest lead-WF by 2 1st-19:43, ST by 21 2nd-08:30.
Officials: Tim Nestor, Terry Wymer, Pat Driscoll



GAME #27
FEBRUARY 22, 2014
WAKE FOREST 72
NORTH CAROLINA 105
*Smith Center (19,248)
Chapel Hill, N.C.*

WAKE (14-13, 4-10) fg	3fg	ft	o-d-t	pf	TP	a	to	bs	s	mp	
02 Thomas*	6-10	0-0	2-5	1-4-5	4	14	3	1	1	0	26
30 McKie*	2-5	1-3	3-6	0-4-4	4	8	3	0	0	0	24
45 Adala Moto*	4-6	0-0	0-0	1-1-2	4	8	1	4	0	1	19
00 M.-McIntyre*	0-7	0-1	0-0	1-2-3	0	4	3	0	0	0	29
01 Jones*	0-4	0-0	0-2	0-2-2	1	0	2	0	0	1	18
13 Williams*	7-9	3-4	2-2	0-2-2	2	19	0	0	0	0	28
20 Overton	0-1	0-0	0-0	0-0-0	2	0	0	1	0	0	5
31 Washington	0-0	0-0	1-2	0-0-1	1	1	0	0	0	0	6
33 Rountree	3-3	0-0	1-2	2-1-3	1	7	4	0	0	1	25
34 Cavanaugh	5-10	2-4	3-3	0-0-0	3	15	0	0	0	1	20
TEAM				2-1-3							

Totals..... 27-55 6-12 12-22 7-17-24 22 72 12 14 1 4 200

UNC (20-7, 10-4) fg	3fg	ft	o-d-t	pf	TP	a	to	bs	s	mp	
03 Meeks*	6-7	0-0	3-4	2-2-4	1	15	1	1	0	0	15
13 Tokoto*	3-4	0-0	5-6	2-2-4	0	11	5	0	0	1	24
43 McAdoo*	3-9	0-0	5-8	1-2-3	1	11	4	1	0	1	19
02 McDonald*	5-9	5-6	4-4	0-2-2	1	19	2	1	0	1	29
05 Paige*	3-9	3-5	4-4	0-2-2	2	13	4	0	0	2	28
00 Britt	4-7	1-1	0-0	0-2-2	1	9	4	2	1	0	16
04 Davis	0-0	0-0	0-0	0-1-1	0	2	1	0	0	0	5
11 Johnson	7-9	0-0	0-0	2-3-5	2	14	0	4	0	1	21
14 Hubert	0-0	0-0	1-1	0-0-1	1	1	0	0	0	0	7
21 Simmons	2-2	0-0	2-2	1-0-1	1	6	0	0	0	0	4
22 Hicks	0-1	0-0	0-0	1-1-2	5	0	1	0	0	0	10
30 Manor	0-2	0-1	0-0	0-0-0	0	0	0	0	0	0	3
34 Robinson	0-0	0-0	0-0	0-1-1	0	0	0	0	0	0	3
42 James	0-0	0-0	0-0	0-2-2	3	0	0	0	1	0	11
55 Moody	2-2	2-2	0-0	0-0-0	1	6	1	0	0	0	5
TEAM				3-3-6							

Totals..... 35-61 11-15 24-29 12-23-35 19 105 24 10 3 5 200

Wake Forest	1st	2nd	Total	FG%	3FG%	FT%
Wake Forest	33	39	72	49.1	50.0	54.5
North Carolina	52	53	105	57.4	73.3	82.8

Points in the paint-WF 32,NC 38. Points off turnovers-WF 15,NC 22.
2nd chance points-WF 10,NC 16. Fast break points-WF 2,NC 10.
Bench points-WF 42,NC 36. Score tied-3 times. Lead changed-1 time.
Largest lead-WF by 2 1st-19:33, NC by 33 2nd-00:08.
Officials: Les Jones, Ray Natili, Dwayne Gladden
Technical Fouls: WF-Cavanaugh (11:22, 2nd).



GAME #25
FEBRUARY 15, 2014
FLORIDA STATE 67
WAKE FOREST 60
*LJVM Coliseum (10,043)
Winston-Salem, N.C.*

FSU (15-10, 6-7) fg	3fg	ft	o-d-t	pf	TP	a	to	bs	s	mp	
10 White*	2-5	0-1	2-4	2-2-4	5	6	0	2	0	1	22
50 Ojo*	0-0	0-0	0-0	0-1-1	1	0	0	0	0	0	4
01 Bookert*	1-5	0-3	0-1	0-0-0	0	2	0	3	0	1	17
25 Thomas*	7-17	0-4	5-8	4-10-14	0	19	3	3	0	4	39
32 Brandon*	2-5	0-0	4-6	2-1-3	2	8	1	1	0	1	35
05 Smith	1-3	0-2	0-0	2-2-4	1	2	0	0	1	0	14
14 Gilchrist	0-1	0-0	0-0	0-0-0	4	0	0	0	0	0	8
15 Bojanovsky	2-3	0-0	1-2	2-6-8	2	5	2	6	0	30	
30 Miller	8-12	5-7	4-4	1-2-3	2	25	1	4	0	0	31
TEAM				1-3-4							

Totals..... 23-51 5-17 16-25 14-27-41 17 67 5 15 7 7 200

WAKE (14-11, 4-8) fg	3fg	ft	o-d-t	pf	TP	a	to	bs	s	mp	
02 Thomas*	1-4	0-0	0-0	0-3-3	4	2	1	2	1	0	23
30 McKie*	4-8	1-3	5-6	1-6-7	0	14	3	1	1	2	35
45 Adala Moto*	0-1	0-0	1-2	0-2-2	1	1	0	2	0	0	17
00 M.-McIntyre*	4-13	0-3	1-3	1-1-2	1	9	2	3	0	0	35
01 Jones*	1-3	0-0	0-0	0-1-1	2	2	2	2	0	2	17
13 Williams*	7-12	3-8	1-1	0-1-1	3	18	3	1	0	2	29
20 Overton	0-0	0-0	0-0	0-0-0	1	0	0	0	0	0	3
31 Washington	0-0	0-0	0-2	1-1-2	3	0	0	0	0	0	6
33 Rountree	0-2	0-1	0-0	0-0-0	2	0	0	0	1	0	5
34 Cavanaugh	3-10	2-6	6-6	4-3-7	4	14	1	0	1	0	30
TEAM				2-0-2							

Totals..... 20-53 6-21 14-20 9-18-27 22 60 12 11 4 6 200

Florida State	1st	2nd	Total	FG%	3FG%	FT%
Florida State	23	44	67	45.1	29.4	64.0
Wake Forest	29	31	60	37.7	28.6	70.0

Points in the paint-FS 32,WF 18. Points off turnovers-FS 9,WF 21.
2nd chance points-FS 11,WF 8. Fast break points-FS 14,WF 10.
Bench points-FS 32,WF 32. Score tied-5 times. Lead changed-1 time.
Largest lead-FS by 9 2nd-07:41, WF by 16 1st-08:16.
Officials: Jamie Luckie, William Humes, Sean Casady



GAME #28
FEBRUARY 29, 2014
CLEMSON 57
WAKE FOREST 62
*LJVM Coliseum (8,527)
Winston-Salem, N.C.*

CLEM (17-10, 8-7) fg	3fg	ft	o-d-t	pf	TP	a	to	bs	s	mp	
05 Blossomgame*	4-5	0-1	1-2	3-2-5	2	9	1	1	0	0	28
32 McDaniel*	3-11	1-7	3-6	0-3-3	2	10	3	4	1	2	33
35 Nnoko*	3-5	0-0	0-2	4-2-6	5	6	0	1	0	0	18
12 Hall*	4-11	2-4	0-0	0-2-2	1	10	4	4	0	0	38
21 Harrison*	6-12	3-7	0-0	0-4-4	2	15	2	1	0	1	31
03 Filer	0-4	0-3	0-0	2-0-2	0	0	0	1	0	0	9
20 Roper	1-1	0-0	0-0	0-0-0	1	2	0	0	0	0	9
33 Smith	1-1	0-0	1-2	0-0-0	3	3	1	0	0	0	8
42 Djumbo	1-2	0-0	0-1	1-1-2	1	2	0	0	1	1	14
50 Djitte	0-2	0-0	0-0	2-0-2	2	0	0	0	0	0	12
TEAM				0-1-1							

Totals..... 23-54 6-22 5-13 12-15-27 19 57 11 13 2 4 200

WAKE (15-13, 5-10) fg	3fg	ft	o-d-t	pf	TP	a	to	bs	s	mp	
02 Thomas*	5-6	0-0	2-6	1-4-5	4	12	0	4	0	1	29
30 McKie*	3-5	1-3	1-2	1-4-5	3	8	2	3	0	1	34
45 Adala Moto*	4-6	0-0	3-3	0-4-4	2	11	4	2	0	0	30
00 M.-McIntyre*	1-1	0-1	4-5	0-5-0	0	10	6	1	0	1	35
13 Williams*	3-7	0-3	2-3	0-0-0	4	1	0	0	0	0	21
01 Jones	0-0	0-0	0-0	0-0-0	1	0	0	1	0	1	8
20 Overton	2-3	1-2	0-0	0-0-0	1	5	0	0	0	2	16
31 Washington	0-1	0-0	0-0	1-2-3	1	0	0	0	0	0	3
33 Rountree	0-0	0-0	0-0	0-2-2	1	0	0	0	1	0	7
34 Cavanaugh	3-5	1-2	5-6	0-1-1	2	12	0	1	1	0	17
TEAM											

Totals..... 21-38 3-11 17-25 3-22-25 18 62 13 14 2 6 200

Clemson	1st	2nd	Total	FG%	3FG%	FT%
Clemson	30	27	57	42.6	27.3	38.5
Wake Forest	23	39	62	55.3	27.3	68.0

Points in the paint-CU 28,WF 32. Points off turnovers-CU 17,WF 11.
2nd chance points-CU 15,WF 0. Fast break points-CU 4,WF 8.
Bench points-CU 7,WF 17. Score tied

DEMON DEACON BASKETBALL



GAME #30
MARCH 5, 2014
#4 DUKE 72
WAKE FOREST 82
LJVM Coliseum (12,036)
Winston-Salem, N.C.



GAME #31
MARCH 8, 2014
WAKE FOREST
MIAMI
LJVM Coliseum
Winston-Salem, N.C.

DUKE (23-7, 12-5) fg 3fg ft o-d-t pf TP a to bs s mp

01 Parker*	7-11	0-1	5-7	4-6-10	4	19	1	2	1	0	30
05 Hood*	6-14	1-6	3-4	1-3-4	5	16	4	2	0	2	34
21 Jefferson*	1-3	0-0	0-0	1-2-3	3	2	1	1	1	0	15
03 Thornton*	0-3	0-3	0-0	1-2-3	3	0	3	2	0	0	32
14 Sulaimon*	5-13	2-8	2-3	1-0-1	3	14	4	4	0	2	30
02 Cook	3-8	2-5	0-0	1-0-1	2	8	1	4	0	2	26
13 Jones	0-0	0-0	0-2	1-1-2	0	0	0	0	0	0	5
34 Dawkins	3-6	1-4	0-0	1-1-2	3	7	0	0	0	0	11
40 Plumlee	2-5	0-0	2-2	6-1-7	4	6	0	0	2	0	17
TEAM				2-2-4							
Totals.....	27-63	6-27	12-18	19-18-37	27	72	14	15	4	6	200

WAKE (16-14, 6-11) fg 3fg ft o-d-t pf TP a to bs s mp

02 Thomas*	1-6	0-0	2-4	2-6-8	4	4	1	1	2	0	26
30 McKie*	4-11	2-5	9-10	2-2-4	0	19	1	3	1	1	37
45 Adala Moto*	5-9	1-1	1-2	4-2-6	2	12	1	1	0	1	27
00 M.-McIntyre*	6-13	0-1	1-4	0-2-2	0	13	8	2	0	2	38
13 Williams*	4-6	2-3	2-2	1-3-4	2	12	1	1	0	3	28
01 Jones	1-1	0-0	0-0	0-2-2	1	2	1	0	0	1	11
20 Overton	0-1	0-1	0-0	0-0-0	0	0	0	0	0	0	6
34 Cavanaugh	5-9	0-0	10-12	4-2-6	4	20	0	2	0	0	27
TEAM				3-0-3							
Totals.....	26-56	5-11	25-34	16-19-35	13	82	13	10	3	8	200

	1st	2nd	Total	FG%	3FG%	FT%
Duke	33	39	72	42.9	22.2	66.7
Wake Forest	36	46	82	46.4	45.5	73.5

Points in the paint-DU 32,WF 36. Points off turnovers-DU 5,WF 15.
 2nd chance points-DU 19,WF 22. Fast break points-DU 4,WF 10.
 Bench points-DU 21,WF 22. Score tied-4 times. Lead changed-4 times.
 Largest lead-DU by 7 2nd-05:44, WF by 10 2nd-01:08.
 Officials: Roger Ayers, Michael Stephens, Pat Driscoll

DEMON DEACON BASKETBALL

#45 // ARNAUD WILLIAM ADALA MOTO

6-6, 225 // Sophomore // Forward // Yaounde, Cameroon // Episcopal HS (Va.)

Physically-developed forward who is very strong and powerful ... Has made great strides over his career, showing flashes of his overall potential ... With his strength and athleticism, has the ability to drive and get to the rim ... Outstanding defender ... Versatile offensive player with the range to step out and shoot it from beyond the arc ... Great footwork due to a soccer-playing background ... Has a 7-1 wingspan, which is the third-longest on the team ... Moved to Alexandria, Va., from his native Cameroon when he was 15 years old ... The first-ever Cameroonian to play for the Deacons.

ADALA MOTO'S 2013-14 SEASON HIGHLIGHTS:

- Opened the season with six points and four rebounds vs. Colgate (Nov. 8).
- Finished with six points, seven rebounds and an assist vs. VMI (Nov. 12).
- Pulled down seven rebounds in 10 minutes vs. Presbyterian (Nov. 15).
- Turned in seven points and nine rebounds, including five offensive, with one block vs. Jacksonville (Nov. 18).
- Scored seven points and had six rebounds and two steals vs. The Citadel (Nov. 21).
- Had three points and four rebounds before fouling out vs. No. 2 Kansas (Nov. 28) in the Battle 4 Atlantis; turned in four points and three rebounds the following day vs. USC (Nov. 29); led the team with five rebounds in the final game of the tournament vs. Tennessee (Nov. 30).
- Scored eight points on 4-of-5 shooting and pulled down five rebounds vs. Tulane (Dec. 4).
- Turned in five points and four rebounds vs. St. Bonaventure (Dec. 17).
- Scored seven points and had seven rebounds and two steals vs. UNCG (Dec. 21).
- Led the team with six rebounds off the bench at Xavier (Dec. 28).
- Turned in season-highs of 11 points and nine rebounds and went 4-for-4 at the line in the final 49 seconds vs. No. 19 North Carolina (Jan. 5).
- Had nine points and three rebounds at Virginia (Jan. 8).
- Finished with seven points, three rebounds and two steals at Pittsburgh (Jan. 11).
- Posted first career double-double with 15 points and 11 rebounds vs. NC State (Jan. 15) ... Went 11-for-14 at the line against the Wolfpack.
- Scored 10 points and pulled down a team-high six rebounds at Clemson (Jan. 18).
- Scored eight points on 4-of-8 shooting with seven rebounds at Virginia Tech (Jan. 22) ... Had a putback dunk that made SportsCenter's Top 10 Plays.
- Finished with five points and six rebounds vs. Notre Dame (Jan. 25).
- Had nine points on 4-of-5 shooting with five rebounds vs. Syracuse (Jan. 29) ... Made SportsCenter's Top 10 Plays with a big dunk.
- Turned in eight points and went 6-for-7 at the line vs. Georgia Tech (Feb. 1).
- Made his first start of the season and posted a double-double of 10 points and 10 rebounds at No. 11 Duke (Feb. 4).
- Had four points, five rebounds and two steals in a start at NC State (Feb. 11).
- Finished with nine points on 4-of-6 shooting to go with four rebounds and two assists at Maryland (Feb. 18).
- Scored eight points on 4-of-6 shooting at North Carolina (Feb. 22).
- Scored 11 points on 4-of-6 shooting with four rebounds and a career-high four assists in a career-best 30 minutes vs. Clemson (Feb. 25).
- Had 12 points on 5-of-9 shooting with six rebounds in the upset win over No. 4 Duke (Mar. 5).

ADALA MOTO'S 2013-14 GAME-BY-GAME STATISTICS

Opponent	Date	Min	FG	FGA	Pct	3PT	3PA	Pct	FT	FTA	Pct	O	D	REB	Avg	PF	FO	AS	TO	BS	ST	TP	Avg
COLGATE	11/08/13	16	3	9	.333	0	0	.000	0	0	.000	2	2	4	4.0	2	0	0	1	0	0	6	6.0
VMI	11/12/13	14	2	4	.500	0	1	.000	2	4	.500	3	4	7	5.5	4	0	1	2	0	0	6	6.0
PRESBYTERIAN	11/15/13	10	0	4	.000	0	1	.000	0	2	.000	3	4	7	6.0	4	0	1	0	0	0	0	4.0
JACKSONVILLE	11/18/13	17	3	10	.300	0	0	.000	1	2	.500	5	4	9	6.8	3	0	0	1	1	0	7	4.8
THE CITADEL	11/21/13	20	3	6	.500	0	0	.000	1	4	.250	3	3	6	6.6	2	0	0	1	0	2	7	5.2
vs Kansas	11/28/13	16	0	7	.000	0	3	.000	3	5	.600	2	2	4	6.2	5	1	0	3	0	1	3	4.8
vs USC	11/29/13	15	2	4	.500	0	0	.000	0	0	.000	1	2	3	5.7	3	0	1	1	0	1	4	4.7
vs Tennessee	11/30/13	19	1	3	.333	0	0	.000	0	0	.000	3	2	5	5.6	4	0	0	0	0	0	2	4.4
TULANE	12/04/13	14	4	5	.800	0	0	.000	0	1	.000	1	4	5	5.6	1	0	1	1	0	0	8	4.8
RICHMOND	12/07/13	9	2	2	1.000	0	0	.000	0	0	.000	1	1	2	5.2	2	0	0	2	0	1	4	4.7
ST. BONA	12/17/13	10	2	4	.500	0	0	.000	1	2	.500	1	4	5	5.2	1	0	0	1	0	0	5	4.7
UNCG	12/21/13	21	3	5	.600	0	1	.000	1	1	1.000	1	6	7	5.3	2	0	0	1	0	2	7	4.9
at Xavier	12/28/13	19	1	4	.250	0	0	.000	1	2	.500	1	5	6	5.4	2	0	1	0	0	0	3	4.8
N. CAROLINA	01/05/14	18	3	6	.500	0	0	.000	5	8	.625	1	8	9	5.6	1	0	0	3	0	0	11	5.2
at Virginia	01/08/14	22	2	5	.400	0	0	.000	5	6	.833	1	2	3	5.5	2	0	0	0	0	0	9	5.5
at Pittsburgh	01/11/14	17	3	8	.375	0	0	.000	1	2	.500	1	2	3	5.3	4	0	0	2	0	2	7	5.6
NC STATE	01/15/14	26	2	2	1.000	0	0	.000	11	14	.786	1	10	11	5.6	4	0	0	2	1	1	15	6.1
at Clemson	01/18/14	25	2	7	.286	0	0	.000	6	8	.750	5	1	6	5.7	3	0	1	1	0	1	10	6.3
at Virginia Tech	01/22/14	25	4	8	.500	0	0	.000	0	0	.000	2	5	7	5.7	2	0	1	1	0	0	8	6.4
NOTRE DAME	01/25/14	15	1	3	.333	0	0	.000	3	6	.500	0	6	6	5.8	1	0	1	2	0	0	5	6.4
SYRACUSE	01/29/14	27	4	5	.800	0	0	.000	1	3	.333	1	4	5	5.7	2	0	0	1	1	0	9	6.5
GEORGIA TECH	02/01/14	16	1	4	.250	0	0	.000	6	7	.857	1	1	2	5.5	5	1	0	1	0	0	8	6.5
at Duke	02/04/14	23*	3	8	.375	0	0	.000	4	4	1.000	3	7	10	5.7	4	0	0	4	0	0	10	6.7
at NC State	02/11/14	23*	1	1	1.000	0	0	.000	2	2	1.000	2	3	5	5.7	4	0	0	3	0	2	4	6.6
FLORIDA STATE	02/15/14	17*	0	1	.000	0	0	.000	1	2	.500	0	2	2	5.6	2	0	0	2	0	0	1	6.4
at Maryland	02/18/14	25*	4	6	.667	0	0	.000	1	2	.500	1	3	4	5.5	3	0	2	2	1	0	9	6.5
at N. Carolina	02/22/14	19*	4	6	.667	0	0	.000	0	0	.000	1	1	2	5.4	4	0	1	4	0	1	8	6.5
CLEMSON	02/25/14	30*	4	6	.667	0	0	.000	3	3	1.000	0	4	4	5.3	2	0	4	2	0	0	11	6.7
BOSTON COLL.	03/01/14	14*	1	3	.333	0	0	.000	1	1	1.000	1	2	3	5.2	4	0	0	0	0	0	3	6.6
DUKE	03/05/14	27*	5	9	.556	1	1	1.000	1	2	.500	4	2	6	5.3	2	0	1	1	0	1	12	6.7
TOTALS		569	70	155	.452	1	7	.143	61	93	.656	52	106	158	5.3	84	2	16	45	4	15	202	6.7


*denotes starter

ADALA MOTO'S CAREER STATISTICS

Season	G	GS	MP	MPG	FG	FGA	PCT	3PT	3PA	PCT	FT	FTA	PCT	O-D-REB	AVG	PF-DQ	AS	TO	BS	ST	PTS	AVG
2012-13	31	19	505	16.3	61	151	.404	4	24	.167	49	82	.598	36-84-120	3.9	71-3	14	33	4	19	175	5.6
2013-14	30	8	569	19.0	70	155	.452	1	7	.143	61	93	.656	52-106-158	5.3	84-2	16	45	4	15	202	6.7
TOTAL	61	27	1074	17.6	131	306	.428	5	31	.161	110	175	.629	88-190-278	4.6	155-5	30	78	8	34	377	6.2

ADALA MOTO'S CAREER ACC STATISTICS

Season	G	GS	MP	MPG	FG	FGA	PCT	3PT	3PA	PCT	FT	FTA	PCT	O-D-REB	AVG	PF-DQ	AS	TO	BS	ST	PTS	AVG
2012-13	18	15	315	17.5	39	105	.371	1	15	.067	33	50	.660	24-54-78	4.3	43-2	8	20	2	10	112	6.2
2013-14	17	8	369	21.7	44	88	.500	1	1	1.000	51	70	.729	25-63-88	5.2	49-1	11	31	3	8	140	8.2
TOTAL	35	23	684	19.5	83	193	.430	2	16	.125	84	120	.700	49-117-166	4.7	92-3	19	51	5	18	252	7.2



SEASON/CAREER HIGHS

POINTS

SEASON: 15, vs. NC State (1/15/14)
CAREER: 16, vs. Virginia Tech (3/10/13)

REBOUNDS

SEASON: 11, vs. NC State (1/15/14)
CAREER: 11, vs. NC State (1/15/14)

OFFENSIVE REBOUNDS

SEASON: 5, vs. Jacksonville (11/18/13)
CAREER: 5, vs. Jacksonville (11/18/13)

ASSISTS

SEASON: 4, vs. Clemson (2/25/14)
CAREER: 4, vs. Clemson (2/25/14)

STEALS

SEASON: 2, four times
(last: at NC State, 2/11/14)
CAREER: 3, vs. Radford (11/9/12)

BLOCKED SHOTS

SEASON: 1, three times
(last: vs. Syracuse, 1/29/14)
CAREER: 2, vs. Radford (11/9/12)

FIELD GOALS

SEASON: 5, vs. Duke (3/5/14)
CAREER: 5, six times
(last: vs. Duke, 3/5/14)

FIELD GOAL ATTEMPTS

SEASON: 10, vs. Jacksonville (11/18/13)
CAREER: 10, vs. Jacksonville (11/18/13)

FREE THROWS

SEASON: 11, vs. NC State (1/15/14)
CAREER: 11, vs. NC State (1/15/14)

FREE THROW ATTEMPTS

SEASON: 14, vs. NC State (1/15/14)
CAREER: 14, vs. NC State (1/15/14)

3-POINT FIELD GOALS

SEASON: 1, vs. Duke (3/5/14)
CAREER: 1, five times
(last: vs. Duke, 3/5/14)

3-POINT FIELD GOAL ATTEMPTS

SEASON: 3, vs. Kansas (11/28/13)
CAREER: 3, two times
(last: vs. Kansas, 11/28/13)

MINUTES PLAYED

SEASON: 30, vs. Clemson (2/25/14)
CAREER: 30, vs. Clemson (2/25/14)

DEMON DEACON BASKETBALL

#34 // TYLER CAVANAUGH

6-9, 230 // Sophomore // Forward // Dewitt, N.Y. // Jamesville-Dewitt HS

Skilled and versatile forward who has the ability to stretch the defense with his deep shooting range ... Has the potential to be an elite outside shooter ... Moves well without the ball ... Tough-minded competitor who led the team with seven charges drawn in 2012-13 ... Three-time state champion in high school ... Grew up just minutes from new ACC-rival Syracuse in Dewitt, N.Y.

CAVANAUGH'S 2013-14 SEASON HIGHLIGHTS:

- Opened the season with six rebounds and two assists vs. Colgate (Nov. 8).
- Turned in 11 points and four rebounds vs. VMI (Nov. 12).
- Had three points and three rebounds vs. Presbyterian (Nov. 15).
- Tied his then career-high with 12 points to go with a career-high seven rebounds vs. Jacksonville (Nov. 18).
- Pulled down seven rebounds and scored six points vs. The Citadel (Nov. 21).
- Scored 11 points, hitting 2-of-5 3-pointers, to go with a career-best eight rebounds, a block and a steal vs. No. 2 Kansas (Nov. 28) in the Battle 4 Atlantis; followed with 11 points, six rebounds and two assists vs. USC (Nov. 29); scored eight points on 3-of-5 shooting, including 2-for-2 from 3-point range, in the final game of the tournament vs. Tennessee (Nov. 30).
- Finished with 11 points on 5-of-7 shooting to go with five rebounds vs. Tulane (Dec. 4).
- Scored a career-high 15 points on 6-of-8 shooting to go with a career-best nine rebounds vs. Richmond (Dec. 7).
- Turned in nine points, eight rebounds and two assists while going 5-for-6 at the line vs. St. Bonaventure (Dec. 17).
- Scored 12 points, hit a pair of 3-pointers and had four rebounds and an assist vs. UNCG (Dec. 21).
- Went 9-for-11 at the line to finish with 11 points in addition to four rebounds, three assists and two blocks vs. No. 19 North Carolina (Jan. 5).
- Had eight points, three rebounds and a career-best two steals at Virginia (Jan. 8).
- Finished with seven points and five rebounds at Pittsburgh (Jan. 11).
- Scored 10 points, going 3-for-4 from 3-point range, with two blocks vs. NC State (Jan. 15).
- Had 12 points and four rebounds at Clemson (Jan. 18).
- Scored eight points on 3-of-4 shooting, including 2-for-2 from 3-point range, at Virginia Tech (Jan. 22).
- Pulled down a team-high seven rebounds and had two assists vs. Notre Dame (Jan. 25).
- Had seven points, an assist and a steal vs. No. 2 Syracuse (Jan. 29).
- Came off the bench for nine points and three rebounds at No. 11 Duke (Feb. 4).
- Scored eight points and had three rebounds at NC State (Feb. 11).
- Came off the bench to score 14 points and pull down seven rebounds, including four offensive, vs. Florida State (Feb. 15).
- Tied his career-high with 15 points, going 5-of-10 from the floor and 2-of-4 from 3-point range, at North Carolina (Feb. 22).
- Led the team with 12 points on 3-of-5 shooting while going 5-of-6 from the line, including two critical free throws with 20 seconds left, vs. Clemson (Feb. 25).
- Scored eight points, pulled down five rebounds and went 6-for-6 at the line vs. Boston College (Mar. 1).
- Led the team with a career-high 20 points on 5-of-9 shooting and 10-of-12 from the line with six rebounds in the upset of No. 4 Duke (Mar. 5).

CAVANAUGH'S 2013-14 GAME-BY-GAME STATISTICS

Opponent	Date	Min	FG	FGA	Pct	3PT	3PA	Pct	FT	FTA	Pct	O	D	REB	Avg	PF	FO	AS	TO	BS	ST	TP	Avg
COLGATE	11/08/13	16*	0	2	.000	0	1	.000	2	2	1.000	0	6	6	6.0	4	0	2	0	0	0	2	2.0
VMI	11/12/13	17*	2	6	.333	0	3	.000	7	8	.875	1	3	4	5.0	3	0	0	3	0	0	11	6.5
PRESBYTERIAN	11/15/13	14*	0	3	.000	0	2	.000	3	4	.750	0	3	3	4.3	1	0	0	0	1	0	3	5.3
JACKSONVILLE	11/18/13	18*	4	9	.444	0	0	.000	4	6	.667	4	3	7	5.0	2	0	1	1	0	0	12	7.0
THE CITADEL	11/21/13	17*	2	7	.286	1	2	.500	1	2	.500	2	5	7	5.4	1	0	0	1	0	0	6	6.8
vs Kansas	11/28/13	27*	3	7	.429	2	5	.400	3	4	.750	1	7	8	5.8	4	0	0	4	1	1	11	7.5
vs USC	11/29/13	19*	2	7	.286	0	3	.000	7	8	.875	1	5	6	5.9	3	0	2	1	1	0	11	8.0
vs Tennessee	11/30/13	21*	3	5	.600	2	2	1.000	0	0	.000	1	0	1	5.3	4	0	0	0	0	0	8	8.0
TULANE	12/04/13	20*	5	7	.714	0	1	.000	1	2	.500	0	5	5	5.2	2	0	0	2	0	0	11	8.3
RICHMOND	12/07/13	37*	6	8	.750	1	2	.500	2	3	.667	3	6	9	5.6	3	0	0	4	0	0	15	9.0
ST. BONA	12/17/13	32*	2	8	.250	0	1	.000	5	6	.833	3	5	8	5.8	3	0	2	2	0	1	9	9.0
UNCG	12/21/13	22*	4	7	.571	2	5	.400	2	6	.333	0	4	4	5.7	4	0	1	1	0	0	12	9.3
at Xavier	12/28/13	16*	2	8	.250	0	3	.000	0	0	.000	1	1	2	5.4	1	0	0	0	0	0	4	8.8
N. CAROLINA	01/05/14	30*	1	3	.333	0	1	.000	9	11	.818	1	3	4	5.3	2	0	3	0	2	1	11	9.0
at Virginia	01/08/14	23*	3	5	.600	0	1	.000	2	2	1.000	0	3	3	5.1	2	0	0	1	0	2	8	8.9
at Pittsburgh	01/11/14	25*	1	5	.200	0	1	.000	5	6	.833	1	4	5	5.1	4	0	1	0	1	0	7	8.8
NC STATE	01/15/14	16*	3	4	.750	3	4	.750	1	2	.500	0	1	1	4.9	4	0	0	3	2	0	10	8.9
at Clemson	1/18/14	20*	5	10	.500	1	2	.500	1	1	1.000	0	4	4	4.8	0	0	0	1	0	0	12	9.1
at Virginia Tech	01/22/14	15*	3	4	.750	2	2	1.000	0	0	.000	0	1	1	4.6	4	0	0	2	0	0	8	9.0
NOTRE DAME	01/25/14	28*	1	8	.125	0	2	.000	2	2	1.000	2	5	7	4.8	2	0	2	2	0	0	4	8.8
SYRACUSE	01/29/14	19*	3	7	.429	0	1	.000	1	1	1.000	0	1	1	4.6	0	0	1	0	0	1	7	8.7
GEORGIA TECH	02/01/14	21*	1	4	.250	0	1	.000	2	2	1.000	0	1	1	4.4	2	0	0	2	1	0	4	8.5
at Duke	02/04/14	24	4	10	.400	0	1	.000	1	2	.500	1	2	3	4.3	4	0	0	3	0	0	9	8.5
at NC State	02/11/14	20	2	4	.500	0	1	.000	4	6	.667	1	2	3	4.3	4	0	1	1	0	0	8	8.5
FLORIDA STATE	02/15/14	30	3	10	.300	2	6	.333	6	6	1.000	4	3	7	4.4	4	0	1	0	1	0	14	8.7
at Maryland	02/18/14	19	2	6	.333	0	2	.000	1	1	1.000	0	2	2	4.3	3	0	2	2	0	0	5	8.5
at N. Carolina	02/22/14	20	5	10	.500	2	4	.500	3	3	1.000	0	0	0	4.1	3	0	0	0	0	1	15	8.8
CLEMSON	02/25/14	17	3	5	.600	1	2	.500	5	6	.833	0	1	1	4.0	2	0	0	1	1	0	12	8.9
BOSTON COLL.	03/01/14	21	1	3	.333	0	1	.000	6	6	1.000	1	4	5	4.1	5	1	1	2	0	0	8	8.9
DUKE	03/05/14	27	5	9	.556	0	0	.000	10	12	.833	4	2	6	4.1	4	0	0	2	0	0	20	9.2
TOTALS		651	81	191	.424	19	62	.306	96	120	.800	32	92	124	4.1	84	1	20	41	11	7	277	9.2


*denotes starter

CAVANAUGH'S CAREER STATISTICS

Season	G	GS	MP	MPG	FG	FGA	PCT	3PT	3PA	PCT	FT	FTA	PCT	O-D-REB	AVG	PF-DQ	AS	TO	BS	ST	PTS	AVG
2012-13	31	6	519	16.7	50	157	.318	14	59	.237	41	54	.759	31-46-77	2.5	74-1	16	37	5	6	155	5.0
2013-14	30	22	651	21.7	81	191	.424	19	62	.306	96	120	.800	32-92-124	4.1	84-1	20	41	11	7	277	9.2
TOTAL	61	28	1170	19.2	131	348	.376	33	121	.273	137	174	.787	63-138-201	3.3	158-2	36	78	16	13	432	7.1

CAVANAUGH'S CAREER ACC STATISTICS

Season	G	GS	MP	MPG	FG	FGA	PCT	3PT	3PA	PCT	FT	FTA	PCT	O-D-REB	AVG	PF-DQ	AS	TO	BS	ST	PTS	AVG
2012-13	18	1	296	16.4	28	90	.311	8	34	.235	11	16	.688	11-26-37	2.1	44-1	12	22	2	4	75	4.2
2013-14	17	9	375	22.1	46	107	.430	11	32	.344	59	69	.855	15-39-54	3.2	49-1	12	22	8	5	162	9.5
TOTAL	35	10	671	19.2	74	197	.376	19	66	.288	70	85	.824	26-65-91	2.6	93-2	24	44	10	9	237	6.8



SEASON/CAREER HIGHS

POINTS

SEASON: 20, vs. Duke (3/5/14)

CAREER: 20, vs. Duke (3/5/14)

REBOUNDS

SEASON: 9, vs. Richmond (12/7/13)

CAREER: 9, vs. Richmond (12/7/13)

OFFENSIVE REBOUNDS

SEASON: 4, three times

(last: vs. Duke, 3/5/14)

CAREER: 5, vs. High Point (12/5/12)

ASSISTS

SEASON: 3, vs. North Carolina (1/5/14)

CAREER: 3, vs. North Carolina (1/5/14)

STEALS

SEASON: 2, at Virginia (1/8/14)

CAREER: 2, at Virginia (1/8/14)

BLOCKED SHOTS

SEASON: 2, two times

(last: vs. NC State, 1/15/14)

CAREER: 2, two times

(last: vs. NC State, 1/15/14)

FIELD GOALS

SEASON: 6, vs. Richmond (12/7/13)

CAREER: 6, vs. Richmond (12/7/13)

FIELD GOAL ATTEMPTS

SEASON: 10, three times

(last: at North Carolina, 2/22/14)

CAREER: 12, at Clemson (1/15/13)

FREE THROWS

SEASON: 10, vs. Duke (3/5/14)

CAREER: 10, vs. Duke (3/5/14)

FREE THROW ATTEMPTS

SEASON: 12, vs. Duke (3/5/14)

CAREER: 12, vs. Duke (3/5/14)

3-POINT FIELD GOALS

SEASON: 3, vs. NC State (1/15/14)

CAREER: 3, vs. NC State (1/15/14)

3-POINT FIELD GOAL ATTEMPTS

SEASON: 6, vs. Florida State (2/15/14)

CAREER: 6, vs. Florida State (2/15/14)

MINUTES PLAYED


SEASON: 37, vs. Richmond (12/7/13)

CAREER: 37, vs. Richmond (12/7/13)

DEMON DEACON BASKETBALL

#1 // MADISON JONES

6-1, 160 // Sophomore // Guard // Raleigh, N.C. // Ravenscroft School



SEASON/CAREER HIGHS

POINTS

SEASON: 10, two times

(last: vs. USC, 11/29/13)

CAREER: 14, vs. Nebraska (11/27/12)

REBOUNDS

SEASON: 6, at Maryland (2/18/14)

CAREER: 6, at Maryland (2/18/14)

OFFENSIVE REBOUNDS

SEASON: 2, two times

(last: at Maryland, 2/18/14)

CAREER: 3, at Clemson (1/15/13)

ASSISTS

SEASON: 9, vs. VMI (11/12/13)

CAREER: 9, vs. VMI (11/12/13)

STEALS

SEASON: 4, vs. Georgia Tech (2/1/14)

CAREER: 4, two times

(last: vs. Georgia Tech, 2/1/14)

BLOCKED SHOTS

SEASON: 2, at Pittsburgh (1/11/14)

CAREER: 2, three times

(last: at Pittsburgh, 1/11/14)

FIELD GOALS

SEASON: 5, vs. USC (11/29/13)

CAREER: 6, vs. Nebraska (11/27/12)

FIELD GOAL ATTEMPTS

SEASON: 7, vs. North Carolina (1/5/14)

CAREER: 9, vs. Nebraska (11/27/12)

FREE THROWS

SEASON: 9, at Duke (2/4/14)

CAREER: 9, at Duke (2/4/14)

FREE THROW ATTEMPTS

SEASON: 13, at Duke (2/4/14)

CAREER: 13, at Duke (2/4/14)

3-POINT FIELD GOALS

SEASON: 1, two times

(last: vs. The Citadel, 11/21/13)

CAREER: 1, two times

(last: vs. The Citadel, 11/21/13)

3-POINT FIELD GOAL ATTEMPTS

SEASON: 3, vs. Colgate (11/8/13)

CAREER: 3, vs. Colgate (11/8/13)

MINUTES PLAYED

SEASON: 40, at Duke (2/4/14)

CAREER: 40, at Duke (2/4/14)

A true point guard with a high basketball IQ ... Pass-first guard who can also finish at the rim ... Great floor leader ... Speedy with good athleticism for his size ... Product of a great high school program at Ravenscroft ... Arguably the team's best on-the-ball defender, ranking among the ACC's leaders in steals each of the past two seasons ... The 6-1 guard had 10 blocks last season.

JONES' 2013-14 SEASON HIGHLIGHTS:

- Opened the season with eight points, three assists, two steals, two rebounds and his first career 3-pointer vs. Colgate (Nov. 8).
- Finished with five points, nine assists, four rebounds and a steal vs. VMI (Nov. 12).
- Tied his career-high with five rebounds to go with two assists and a steal vs. Presbyterian (Nov. 15).
- Dished out three assists to go with two points, two rebounds and a steal vs. Jacksonville (Nov. 18).
- Turned in five points, five assists, three steals and two rebounds vs. The Citadel (Nov. 21).
- Scored 10 points on 3-of-5 shooting to go with four assists and a steal vs. No. 2 Kansas (Nov. 28) in the Battle 4 Atlantis; followed with 10 points on 5-of-5 shooting with three steals and two assists vs. USC (Nov. 29); dished out four assists and had three rebounds in the final game of the tournament vs. Tennessee (Nov. 30).
- Dished out two assists vs. Tulane (Dec. 4).
- Came off the bench for the first time this season (late for morning shootaround) and had two assists and two rebounds vs. Richmond (Dec. 7).
- Led the team with six assists off the bench vs. St. Bonaventure (Dec. 17).
- Had four points, two assists and two steals vs. UNCG (Dec. 21).
- Scored six points on 3-of-3 shooting with three assists and a block at Xavier (Dec. 28).
- Started and had six points, three assists and three steals vs. No. 19 North Carolina (Jan. 5).
- Finished with five points and three assists at Virginia (Jan. 8).
- Had three assists and tied his career-high with two blocks at Pittsburgh (Jan. 11).
- Dished out a game-high seven assists vs. NC State (Jan. 15).
- Had four rebounds and three assists vs. Notre Dame (Jan. 25).
- Finished with three points, three assists and two steals vs. Syracuse (Jan. 29).
- Scored eight points, going 4-for-7 at the line, to go with four steals and three assists vs. Georgia Tech (Feb. 1).
- Played a full 40 minutes at No. 11 Duke (Feb. 4), finishing with nine points, three assists and three steals ... Went 9-for-13 at the line.
- Had four points and four assists at NC State (Feb. 11).
- Turned in two points, two assists and two steals vs. Florida State (Feb. 15).
- Pulled down a career-high six rebounds at Maryland (Feb. 18).
- Dished out three assists vs. Boston College (Mar. 1).

JONES' 2013-14 GAME-BY-GAME STATISTICS

Opponent	Date	Min	FG	FGA	Pct	3PT	3PA	Pct	FT	FTA	Pct	O	D	REB	Avg	PF	FO	AS	TO	BS	ST	TP	Avg
COLGATE	11/08/13	24*	3	6	.500	1	3	.333	1	2	.500	0	2	2	2.0	1	0	3	1	0	2	8	8.0
VMI	11/12/13	29*	2	5	.400	0	0	.000	1	2	.500	1	3	4	3.0	3	0	9	3	0	1	5	6.5
PRESBYTERIAN	11/15/13	22*	0	1	.000	0	0	.000	0	0	.000	0	5	5	3.7	3	0	2	2	0	1	0	4.3
JACKSONVILLE	11/18/13	23*	0	2	.000	0	0	.000	2	5	.400	0	2	2	3.3	2	0	3	3	0	1	2	3.8
THE CITADEL	11/21/13	15*	2	4	.500	1	1	1.000	0	0	.000	1	1	2	3.0	3	0	5	0	0	3	5	4.0
vs Kansas	11/28/13	33*	3	5	.600	0	0	.000	4	8	.500	0	0	0	2.5	1	0	4	2	0	1	10	5.0
vs USC	11/29/13	25*	5	5	1.000	0	0	.000	0	3	.000	1	1	2	2.4	1	0	2	1	1	3	10	5.7
vs Tennessee	11/30/13	31*	0	1	.000	0	0	.000	2	4	.500	0	3	3	2.5	3	0	4	2	1	1	2	5.3
TULANE	12/04/13	16*	0	1	.000	0	1	.000	0	0	.000	0	0	0	2.2	3	0	2	2	0	0	0	4.7
RICHMOND	12/07/13	18	0	1	.000	0	0	.000	1	2	.500	0	2	2	2.2	2	0	2	6	0	0	1	4.3
ST. BONA	12/17/13	20	0	1	.000	0	0	.000	1	2	.500	0	3	3	2.3	2	0	6	4	0	1	1	4.0
UNCG	12/21/13	28	1	3	.333	0	0	.000	2	6	.333	0	1	1	2.2	2	0	2	3	0	2	4	4.0
at Xavier	12/28/13	21	3	3	1.000	0	0	.000	0	1	.000	0	1	1	2.1	2	0	3	3	1	0	6	4.2
N. CAROLINA	01/05/14	26*	3	7	.429	0	0	.000	0	1	.000	0	2	2	2.1	3	0	3	3	0	3	6	4.3
at Virginia	01/08/14	19*	2	3	.667	0	0	.000	1	3	.333	0	1	1	2.0	2	0	3	4	0	1	5	4.3
at Pittsburgh	01/11/14	25	0	2	.000	0	0	.000	2	2	1.000	0	0	0	1.9	0	0	3	1	2	1	2	4.2
NC STATE	01/15/14	18*	0	1	.000	0	0	.000	2	2	1.000	0	0	0	1.8	4	0	7	3	0	1	2	4.1
at Clemson	1/18/14	17*	0	0	.000	0	0	.000	0	0	.000	0	1	1	1.7	3	0	1	1	0	0	0	3.8
at Virginia Tech	01/22/14	19*	0	0	.000	0	0	.000	1	2	.500	1	2	3	1.8	2	0	3	2	0	0	1	3.7
NOTRE DAME	01/25/14	23*	1	2	.500	0	0	.000	0	0	.000	0	4	4	1.9	1	0	3	1	0	0	2	3.6
SYRACUSE	01/29/14	25*	1	5	.200	0	0	.000	1	2	.500	0	2	2	1.9	5	1	3	2	0	2	3	3.6
GEORGIA TECH	02/01/14	31*	2	4	.500	0	0	.000	4	7	.571	0	2	2	1.9	3	0	3	4	0	4	8	3.8
at Duke	02/04/14	40*	0	2	.000	0	0	.000	9	13	.692	2	1	3	2.0	1	0	3	2	0	3	9	4.0
at NC State	02/11/14	23*	2	3	.667	0	0	.000	0	2	.000	1	1	2	2.0	3	0	4	4	0	1	4	4.0
FLORIDA STATE	02/15/14	17*	1	3	.333	0	0	.000	0	0	.000	0	1	1	1.9	2	0	2	2	0	2	2	3.9
at Maryland	02/18/14	23*	1	1	1.000	0	0	.000	0	0	.000	2	4	6	2.1	4	0	2	1	1	0	2	3.8
at N. Carolina	02/22/14	18*	0	4	.000	0	0	.000	0	2	.000	0	2	2	2.1	1	0	0	2	0	1	0	3.7
CLEMSON	02/25/14	8	0	0	.000	0	0	.000	0	0	.000	0	0	0	2.0	1	0	0	1	0	1	0	3.6
BOSTON COLL.	03/01/14	12	1	1	1.000	0	0	.000	0	0	.000	0	0	0	1.9	2	0	3	1	0	0	2	3.5
DUKE	03/05/14	11	1	1	1.000	0	0	.000	0	0	.000	0	2	2	1.9	1	0	1	0	0	1	2	3.5
TOTALS		660	34	77	.442	2	5	.400	34	71	.479	9	49	58	1.9	66	1	91	66	6	37	104	3.5

*denotes starter

JONES' CAREER STATISTICS

Season	G	GS	MP	MPG	FG	FGA	PCT	3PT	3PA	PCT	FT	FTA	PCT	O-D-REB	AVG	PF-DQ	AS	TO	BS	ST	PTS	AVG
2012-13	31	5	583	18.8	45	91	.495	0	7	.000	22	45	.489	8-25-33	1.1	69-2	66	57	10	39	112	3.6
2013-14	30	22	660	22.0	34	77	.442	2	5	.400	34	71	.479	9-49-58	1.9	66-1	91	66	6	37	104	3.5
TOTAL	61	27	1243	20.4	79	168	.470	2	12	.167	56	116	.483	17-74-91	1.5	135-3	157	123	16	76	216	3.5

JONES' CAREER ACC STATISTICS

Season	G	GS	MP	MPG	FG	FGA	PCT	3PT	3PA	PCT	FT	FTA	PCT	O-D-REB	AVG	PF-DQ	AS	TO	BS	ST	PTS	AVG
2012-13	18	4	333	18.5	21	48	.438	0	5	.000	5	9	.556	6-11-17	0.9	42-2	42	32	1	20	47	2.6
2013-14	17	13	355	20.9	15	39	.385	0	0	.000	20	36	.556	6-25-31	1.8	38-1	44	34	3	21	50	2.9
TOTAL	35	17	688	19.7	36	87	.414	0	5	.000	25	45	.556	12-36-48	1.4	80-3	86	66	4	41	97	2.8

DEMON DEACON BASKETBALL

#30 // TRAVIS McKIE

6-7, 220 // Senior // Forward // Richmond, Va. // John Marshall HS

Two-time All-ACC honoree who is one of the most versatile stat stuffers in the ACC ... Enters the 2013-14 season as the ACC's leading returning career scorer and rebounder ... One of 30 candidates nationally for the 2013-14 Senior CLASS Award ... Has started every game for Wake Forest during his career ... A Freshman All-American in 2010-11 who became the 10th freshman in ACC history to lead his team in both scoring and rebounding ... Long, athletic wing who can finish in transition ... Terrific rebounder on both the offensive and defensive end ... Above-average range on his jump shot ... Can play either forward position ... First Virginia native to play for the Deacons since Josh Shoemaker (Gate City, Va.) from 1998-2001.

McKIE'S 2013-14 SEASON HIGHLIGHTS:

- Opened the season with 14 point, seven rebounds, two assists and a steal vs. Colgate (Nov. 8).
- Had 11 points, four rebounds and a block vs. VMI (Nov. 12).
- Finished with four points, four rebounds, three assists and two blocks vs. Presbyterian (Nov. 15).
- Posted a double-double of 22 points and 10 rebounds to go with two assists, two blocks and two steals vs. Jacksonville (Nov. 18).
- Turned in 10 points, six rebounds, five blocks, four assists and four steals vs. The Citadel (Nov. 21).
- Had six points, six rebounds and two assists vs. No. 2 Kansas (Nov. 28) in the Battle 4 Atlantis; followed with six points, six rebounds and three assists vs. USC (Nov. 29); scored 15 points with three rebounds in the final game of the tournament vs. Tennessee (Nov. 30).
- Scored eight points and had five rebounds, two assists and a block vs. Tulane (Dec. 4).
- Had 10 points and four rebounds, hitting a key 3-pointer late in the game, in a comeback win vs. Richmond (Dec. 7).
- Scored 16 points, including 12 in the second half, on 6-of-9 shooting with two assists and two steals vs. St. Bonaventure (Dec. 17).
- Had six points and five rebounds at Xavier (Dec. 28).
- Scored a game-high 16 points on 7-of-11 shooting in the win over No. 19 North Carolina (Jan. 5).
- Scored his 1,500th career point at Clemson (Jan. 18) becoming the 20th player in program history to accomplish the feat.
- Finished with 24 points on 7-of-10 shooting, including 5-for-6 from 3-point range, with six rebounds at Virginia Tech (Jan. 22).
- Scored 14 points while going 4-for-4 at the line in the final 30 seconds vs. Notre Dame (Jan. 25).
- Named the ACC Co-Player of the Week on Jan. 27 following his performances against Virginia Tech and Notre Dame.
- Had 12 points, hitting 7-of-8 free throws, and six rebounds vs. Syracuse (Jan. 29).
- Scored a career-high 26 points on 6-of-10 shooting, including 3-for-6 from 3-point range in addition to 11-of-11 at the line, with four steals, two assists and two blocks vs. Georgia Tech (Feb. 1).
- Had 11 points on 4-of-7 shooting with three rebounds at NC State (Feb. 11).
- Scored 14 points on 4-of-8 shooting with seven rebounds, three assists and two steals vs. Florida State (Feb. 15).
- Finished with 16 points on 6-of-15 shooting with three assists and two steals at Maryland (Feb. 18).
- Had eight points and four rebounds at North Carolina (Feb. 22).
- Scored eight points on 3-of-5 shooting to go with five rebounds, two assists and a steal vs. Clemson (Feb. 25).
- Led the team with 18 points on 6-of-12 shooting to go with four steals and four rebounds vs. Boston College (Mar. 1).
- Scored 19 points, went 9-for-10 from the line and had four rebounds in the upset of No. 4 Duke (Mar. 5) on Senior Night.

McKIE'S 2013-14 GAME-BY-GAME STATISTICS

Opponent	Date	Min	FG	FGA	Pct	3PT	3PA	Pct	FT	FTA	Pct	O	D	REB	Avg	PF	FO	AS	TO	BS	ST	TP	Avg
COLGATE	11/08/13	29*	4	7	.571	1	2	.500	5	5	1.000	1	6	7	7.0	3	0	2	0	0	1	14	14.0
VMI	11/12/13	19*	4	6	.667	1	1	1.000	2	2	1.000	1	3	4	5.5	2	0	0	1	1	0	11	12.5
PRESBYTERIAN	11/15/13	25*	2	6	.333	0	3	.000	0	0	.000	2	2	4	5.0	1	0	3	1	2	0	4	9.7
JACKSONVILLE	11/18/13	35*	6	16	.375	3	7	.429	7	8	.875	6	4	10	6.3	1	0	2	2	2	2	22	12.8
THE CITADEL	11/21/13	25*	3	8	.375	0	2	.000	4	5	.800	2	4	6	6.2	1	0	4	0	5	4	10	12.2
vs Kansas	11/28/13	32*	2	6	.333	2	3	.667	0	1	.000	3	3	6	6.2	2	0	2	2	1	1	6	11.2
vs USC	11/29/13	28*	3	8	.375	0	2	.000	0	0	.000	0	6	6	6.1	0	0	3	0	0	1	6	10.4
vs Tennessee	11/30/13	26*	3	8	.375	1	2	.500	8	8	1.000	0	3	3	5.8	3	0	1	0	0	0	15	11.0
TULANE	12/04/13	25*	3	7	.429	2	6	.333	0	0	.000	2	3	5	5.7	3	0	2	1	1	0	8	10.7
RICHMOND	12/07/13	31*	2	6	.333	2	5	.400	4	4	1.000	0	4	4	5.5	4	0	0	3	1	0	10	10.6
ST. BONA	12/17/13	33*	6	9	.667	1	3	.333	3	5	.600	0	3	3	5.3	0	0	2	1	0	2	16	11.1
UNCG	12/21/13	24*	2	7	.286	0	3	.000	3	6	.500	1	2	3	5.1	0	0	1	1	0	0	7	10.8
at Xavier	12/28/13	26*	2	6	.333	2	4	.500	0	0	.000	2	3	5	5.1	2	0	1	1	1	1	6	10.4
N. CAROLINA	01/05/14	30*	7	11	.636	0	3	.000	2	3	.667	0	2	2	4.9	1	0	1	2	0	1	16	10.8
at Virginia	01/08/14	27*	1	4	.250	0	1	.000	0	0	.000	0	4	4	4.8	3	0	2	2	1	0	2	10.2
at Pittsburgh	01/11/14	25*	1	5	.200	1	4	.250	3	4	.750	1	0	1	4.6	2	0	1	0	0	1	6	9.9
NC STATE	01/15/14	30*	0	3	.000	0	3	.000	5	6	.833	0	1	1	4.4	3	0	1	1	1	0	5	9.6
at Clemson	1/18/14	26*	1	7	.143	0	4	.000	0	0	.000	2	2	4	4.3	1	0	1	2	0	0	2	9.2
at Virginia Tech	01/22/14	33*	7	10	.700	5	6	.833	5	5	1.000	1	5	6	4.4	2	0	0	0	0	0	24	10.0
NOTRE DAME	01/25/14	32*	3	10	.300	2	7	.286	6	6	1.000	0	3	3	4.4	1	0	0	0	1	1	14	10.2
SYRACUSE	01/29/14	29*	2	9	.222	1	7	.143	7	8	.875	1	5	6	4.4	3	0	1	0	0	0	12	10.3
GEORGIA TECH	02/01/14	34*	6	10	.600	3	6	.500	11	11	1.000	2	0	2	4.3	3	0	2	1	2	4	26	11.0
at Duke	02/04/14	30*	2	2	1.000	0	0	.000	2	2	1.000	2	2	4	4.3	3	0	0	1	0	0	6	10.8
at NC State	02/11/14	30*	4	7	.571	1	3	.333	2	7	.286	0	3	3	4.3	2	0	1	1	0	0	11	10.8
FLORIDA STATE	02/15/14	35*	4	8	.500	1	3	.333	5	6	.833	1	6	7	4.4	0	0	3	1	1	2	14	10.9
at Maryland	02/18/14	33*	6	15	.400	2	6	.333	2	3	.667	1	2	3	4.3	0	0	3	3	0	2	16	11.1
at N. Carolina	02/22/14	24*	2	5	.400	1	3	.333	3	6	.500	0	4	4	4.3	4	0	0	3	0	0	8	11.0
CLEMSON	02/25/14	34*	3	5	.600	1	3	.333	1	2	.500	1	4	5	4.3	3	0	2	3	0	1	8	10.9
BOSTON COLL.	03/01/14	36*	6	12	.500	3	8	.375	3	4	.750	0	4	4	4.3	2	0	0	1	0	4	18	11.1
DUKE	03/05/14	37*	4	11	.364	2	5	.400	9	10	.900	2	2	4	4.3	0	0	1	3	1	1	19	11.4
TOTALS		883	101	234	.432	38	115	.330	102	127	.803	34	95	129	4.3	55	0	42	37	21	29	342	11.4


*denotes starter

McKIE'S CAREER STATISTICS

Season	G	GS	MP	MPG	FG	FGA	PCT	3PT	3PA	PCT	FT	FTA	PCT	O-D-REB	AVG	PF-DQ	AS	TO	BS	ST	PTS	AVG
2010-11	32	32	996	31.1	151	304	.497	17	56	.304	98	134	.731	80-167-247	7.7	68-1	31	63	32	29	417	13.0
2011-12	31	31	1070	34.5	175	366	.478	33	87	.379	115	156	.737	70-146-216	7.0	72-1	34	76	18	26	498	16.1
2012-13	31	31	998	32.2	138	307	.450	32	100	.320	111	146	.760	56-161-217	7.0	69-0	38	57	30	42	419	13.5
2013-14	30	30	883	29.4	101	234	.432	38	115	.330	102	127	.803	34-95-129	4.3	55-0	42	37	21	29	342	11.4
TOTAL	124	124	3947	31.8	565	1211	.467	120	358	.335	426	563	.757	240-569-809	6.5	264-2	145	233	101	126	1676	13.5

McKIE'S CAREER ACC STATISTICS

Season	G	GS	MP	MPG	FG	FGA	PCT	3PT	3PA	PCT	FT	FTA	PCT	O-D-REB	AVG	PF-DQ	AS	TO	BS	ST	PTS	AVG
2010-11	16	16	509	31.8	76	160	.475	10	29	.345	35	49	.714	43-74-117	7.3	30-0	12	31	17	15	197	12.3
2011-12	16	16	547	34.2	80	183	.437	15	42	.357	50	69	.725	42-84-126	7.9	39-1	19	39	8	8	225	14.1
2012-13	18	18	587	32.6	81	175	.463	25	65	.385	50	65	.769	31-87-118	6.6	40-0	22	30	22	23	237	13.2
2013-14	17	17	525	30.9	59	134	.440	23	72	.319	66	83	.795	14-49-63	3.7	33-0	19	24	7	17	207	12.2
TOTAL	67	67	2168	32.4	296	652	.454	73	208	.351	201	266	.756	130-294-424	6.3	142-1	72	124	54	63	866	12.9



SEASON/CAREER HIGHS

POINTS

SEASON: 26, vs. Georgia Tech (2/1/14)

CAREER: 26, vs. Georgia Tech (2/1/14)

REBOUNDS

SEASON: 10, vs. Jacksonville (11/18/13)

CAREER: 15, four times

(last: at Virginia Tech, 1/19/13)

OFFENSIVE REBOUNDS

SEASON: 6, vs. Jacksonville (11/18/13)

CAREER: 7, vs. Mercer (11/19/12)

ASSISTS

SEASON: 4, vs. The Citadel (11/21/13)

CAREER: 4, three times

(last: vs. The Citadel, 11/21/13)

STEALS

SEASON: 4, three times

(last: vs. Boston College, 3/1/14)

CAREER: 4, five times

(last: vs. Boston College, 3/1/14)

BLOCKED SHOTS

SEASON: 5, vs. The Citadel (11/21/13)

CAREER: 5, two times

(last: vs. The Citadel, 11/21/13)

FIELD GOALS

SEASON: 7, two times

(last: at Virginia Tech, 1/22/14)

CAREER: 10, vs. Richmond (12/3/11)

FIELD GOAL ATTEMPTS

DEMON DEACON BASKETBALL

#0 // CODI MILLER-McINTYRE

6-3, 195 // Sophomore // Guard // Concord, N.C. // Hargrave Military Academy

Outstanding floor leader who can play both guard positions ... Very strong and quick ... Possesses a deep shooting range and can also drive the ball to the rim ... Teammate of Andre Washington at Hargrave Military Academy, where he was coached by former Deacon A.V. Hamilton ... Joins Josh Howard (2000-03) and Trent Strickland (2003-06) as recent Hargrave products to play for the Deacons ... Also joins Ishmael Smith (2007-10) as recent Concord natives to play for Wake Forest.

MILLER-McINTYRE'S 2013-14 SEASON HIGHLIGHTS:

- Opened the season with 21 points on 6-of-12 shooting to go with seven rebounds, four assists and a steal vs. Colgate (Nov. 8) ... Sparked a second-half surge by scoring 14 straight points for the Deacons after coming off the bench in the half.
- Turned in another 20-point performance with 23 points on 9-of-14 shooting to go with six rebounds and seven assists vs. VMI (Nov. 12).
- Scored 20 points and added three rebounds, two assists, a steal and a pair of 3-pointers vs. Presbyterian (Nov. 15).
- Scored 20 points for the fourth-straight game, adding three assists, two steals and two rebounds vs. Jacksonville (Nov. 18) ... Became the first Deacon to start a season with four straight 20-point games since Trelonnie Owens in 1993-94.
- Dished out eight assists with just one turnover while scoring nine points vs. The Citadel (Nov. 21).
- Scored 26 points on 10-of-16 shooting with four assists, and three rebounds vs. No. 2 Kansas (Nov. 28) in the Battle 4 Atlantis; followed with five points and four assists vs. USC (Nov. 29); had 17 points, four rebounds and four assists in the final game of the tournament vs. Tennessee (Nov. 30).
- Scored 12 points and had five rebounds, four assists and a block vs. Tulane (Dec. 4).
- Propelled the Deacons to a comeback win vs. Richmond (Dec. 7), scoring a career-high 26 points with four rebounds and four assists ... scored 21 points after halftime, including the tying free throws with seven seconds left in regulation and nine points in overtime.
- Led the team with 20 points to go with four assists and four rebounds vs. St. Bonaventure (Dec. 17).
- Scored 11 points, including nine in the final five minutes, vs. UNCG (Dec. 21).
- Finished with 11 points, four assists and two steals at Xavier (Dec. 28).
- Had 12 points and four assists in the win over No. 19 North Carolina (Jan. 5).
- Scored 10 points and had four assists at Pittsburgh (Jan. 11).
- Hit the game-winning layup with four seconds remaining to finish with 20 points on 7-of-11 shooting vs. NC State (Jan. 15).
- Scored 20 points on 8-of-16 shooting with a career-high 10 assists and four rebounds at Virginia Tech (Jan. 22).
- Scored eight points, including six in the final two minutes to seal the win vs. Notre Dame (Jan. 25).
- Had 10 points and three rebounds before leaving at halftime with an ankle injury vs. Georgia Tech (Feb. 1).
- Sat out the game at No. 11 Duke (Feb. 4) due to an ankle injury.
- Returned from an ankle injury to score 15 points on 6-of-10 shooting with seven assists off the bench at NC State (Feb. 11).
- Scored 12 points on 5-of-9 shooting with five assists, three rebounds and two steals at Maryland (Feb. 18).
- Finished with 10 points, six assists, five rebounds and only one turnover in 35 minutes vs. Clemson (Feb. 25).
- Had 10 points and two assists vs. Boston College (Mar. 1).
- Scored 13 points on 6-of-13 shooting with a game-high eight assists in the upset of No. 4 Duke (Mar. 5).

MILLER-McINTYRE'S 2013-14 GAME-BY-GAME STATISTICS

Opponent	Date	Min	FG	FGA	Pct	3PT	3PA	Pct	FT	FTA	Pct	O	D	REB	Avg	PF	FO	AS	TO	BS	ST	TP	Avg
COLGATE	11/08/13	33*	6	12	.500	1	3	.333	8	12	.667	1	6	7	7.0	2	0	4	1	0	1	21	21.0
VMI	11/12/13	31*	9	14	.643	0	3	.000	5	6	.833	2	4	6	6.5	1	0	7	2	0	0	23	22.0
PRESBYTERIAN	11/15/13	28*	6	14	.429	2	6	.333	6	7	.857	0	3	3	5.3	0	0	2	1	0	1	20	21.3
JACKSONVILLE	11/18/13	35*	7	14	.500	1	2	.500	5	8	.625	0	2	2	4.5	2	0	3	3	0	2	20	21.0
THE CITADEL	11/21/13	30*	3	10	.300	1	2	.500	2	4	.500	1	1	2	4.0	2	0	8	1	0	1	9	18.6
vs Kansas	11/28/13	34*	10	16	.625	2	5	.400	4	7	.571	1	2	3	3.8	1	0	4	0	0	1	26	19.8
vs USC	11/29/13	31*	1	4	.250	1	2	.500	2	4	.500	0	2	2	3.6	2	0	4	1	0	1	5	17.7
vs Tennessee	11/30/13	29*	6	14	.429	0	2	.000	5	7	.714	1	3	4	3.6	1	0	4	1	0	0	17	17.6
TULANE	12/04/13	38*	5	12	.417	0	2	.000	2	2	1.000	2	3	5	3.8	3	0	4	3	1	0	12	17.0
RICHMOND	12/07/13	37*	7	16	.438	2	3	.667	10	13	.769	2	2	4	3.8	2	0	4	2	0	0	26	17.9
ST. BONA	12/17/13	36*	8	13	.615	0	1	.000	4	5	.800	0	4	4	3.8	3	0	4	5	0	1	20	18.1
UNCG	12/21/13	35*	5	10	.500	0	1	.000	1	2	.500	2	1	3	3.8	0	0	0	5	0	2	11	17.5
at Xavier	12/28/13	34*	4	12	.333	1	4	.250	2	2	1.000	0	1	1	3.5	1	0	4	3	0	2	11	17.0
N. CAROLINA	01/05/14	33*	5	10	.500	0	2	.000	2	7	.286	1	1	2	3.4	1	0	4	3	0	1	12	16.6
at Virginia	01/08/14	29*	2	9	.222	0	2	.000	2	3	.667	0	2	2	3.3	2	0	3	3	0	2	6	15.9
at Pittsburgh	01/11/14	35*	3	11	.273	0	2	.000	4	6	.667	0	0	0	3.1	0	0	4	1	0	0	10	15.6
NC STATE	01/15/14	37*	7	11	.636	1	1	1.000	5	7	.714	0	2	2	3.1	3	0	2	1	0	1	20	15.8
at Clemson	1/18/14	31*	3	14	.214	0	4	.000	0	1	.000	1	2	3	3.1	3	0	3	2	0	0	6	15.3
at Virginia Tech	01/22/14	34*	8	16	.500	0	2	.000	4	6	.667	2	2	4	3.1	4	0	10	2	0	0	20	15.5
NOTRE DAME	01/25/14	35*	3	5	.600	0	1	.000	2	2	1.000	0	3	3	3.1	2	0	2	1	0	0	8	15.2
SYRACUSE	01/29/14	21*	1	6	.167	0	3	.000	2	5	.400	1	2	3	3.1	5	1	2	0	0	0	4	14.6
GEORGIA TECH	02/01/14	17*	5	10	.500	0	1	.000	0	0	.000	1	2	3	3.1	0	0	2	1	0	0	10	14.4
at Duke	02/04/14																						
at NC State	02/11/14	26	6	10	.600	1	2	.500	2	2	1.000	0	2	2	3.0	3	0	7	3	0	1	15	14.4
FLORIDA STATE	02/15/14	35*	4	13	.308	0	3	.000	1	3	.333	1	1	2	3.0	1	0	2	3	0	0	9	14.2
at Maryland	02/18/14	37*	5	9	.556	0	2	.000	2	6	.333	0	3	3	3.0	1	0	5	4	0	2	12	14.1
at N. Carolina	02/22/14	29*	0	7	.000	0	1	.000	0	0	.000	1	2	3	3.0	0	0	4	3	0	0	0	13.6
CLEMSON	02/25/14	35*	3	7	.429	0	1	.000	4	5	.800	0	5	5	3.1	0	0	6	1	0	1	10	13.4
BOSTON COLL.	03/01/14	31*	3	7	.429	1	3	.333	3	4	.750	0	1	1	3.0	4	0	2	2	0	0	10	13.3
DUKE	03/05/14	38*	6	13	.462	0	1	.000	1	4	.250	0	2	2	3.0	0	0	8	2	0	2	13	13.3
TOTALS		934	141	319	.442	14	67	.209	90	140	.643	20	66	86	3.0	49	1	118	60	1	22	386	13.3


*denotes starter

MILLER-McINTYRE'S CAREER STATISTICS

Season	G	GS	MP	MPG	FG	FGA	PCT	3PT	3PA	PCT	FT	FTA	PCT	O-D-REB	AVG	PF-DQ	AS	TO	BS	ST	PTS	AVG
2012-13	30	29	868	28.9	99	239	.414	20	62	.323	26	46	.565	15-67-82	2.7	63-1	78	57	1	19	244	8.1
2013-14	29	28	934	32.2	141	319	.442	14	67	.209	90	140	.643	20-66-86	3.0	49-1	118	60	1	22	386	13.3
TOTAL	59	57	1802	30.5	240	558	.430	34	129	.264	116	186	.624	35-133-168	2.8	112-2	196	117	2	41	630	10.7

MILLER-McINTYRE'S CAREER ACC STATISTICS

Season	G	GS	MP	MPG	FG	FGA	PCT	3PT	3PA	PCT	FT	FTA	PCT	O-D-REB	AVG	PF-DQ	AS	TO	BS	ST	PTS	AVG
2012-13	17	16	491	28.9	56	145	.386	9	37	.243	15	30	.500	11-34-45	2.6	35-0	39	32	0	10	136	8.0
2013-14	16	15	503	31.4	64	158	.405	3	31	.097	34	61	.557	8-32-40	2.5	29-1	66	32	0	10	165	10.3
TOTAL	33	31	994	30.1	120	303	.396	12	68	.176	49	91	.538	19-66-85	2.6	64-1	105	64	0	20	301	9.1



SEASON/CAREER HIGHS

POINTS

SEASON: 26, two times
(last: vs. Richmond, 12/7/13)
CAREER: 26, two times
(last: vs. Richmond, 12/7/13)

REBOUNDS

SEASON: 7, vs. Colgate (11/8/13)
CAREER: 7, two times
(last: vs. Colgate, 11/8/13)

OFFENSIVE REBOUNDS

SEASON: 2, five times
(last: at Virginia Tech, 1/22/14)
CAREER: 2, five times
(last: at Virginia Tech, 1/22/14)

ASSISTS

SEASON: 10, at Virginia Tech (1/22/14)
CAREER: 10, at Virginia Tech (1/22/14)

STEALS

SEASON: 2, six times
(last: vs. Duke, 3/5/14)
CAREER: 2, seven times
(last: vs. Duke, 3/5/14)

BLOCKED SHOTS

SEASON: 1, vs. Tulane (12/4/13)
CAREER: 1, two times
(last: vs. Tulane, 12/4/13)

FIELD GOALS

SEASON: 10, vs. Kansas (11/28/13)
CAREER: 10, vs. Kansas (11/28/13)

FIELD GOAL ATTEMPTS

SEASON: 16, three times
(last: at Virginia Tech, 1/22/14)
CAREER: 16, four times
(last: at Virginia Tech, 1/22/14)

FREE THROWS

SEASON: 10, vs. Richmond (12/7/13)
CAREER: 10, vs. Richmond (12/7/13)

FREE THROW ATTEMPTS

SEASON: 13, vs. Richmond (12/7/13)
CAREER: 13, vs. Richmond (12/7/13)

3-POINT FIELD GOALS

SEASON: 2, three times
(last: vs. Richmond, 12/7/13)
CAREER: 3, vs. UConn (11/16/12)

3-POINT FIELD GOAL ATTEMPTS

SEASON: 6, vs. Presbyterian (11/15/13)
CAREER: 6, two times
(last: vs. Presbyterian, 11/15/13)

MINUTES PLAYED

SEASON: 38, two times
(last: vs. Duke, 3/5/14)
CAREER: 38, two times
(last: vs. Duke, 3/5/14)

DEMON DEACON BASKETBALL


#20 // MILES OVERTON

6-4, 210 // Freshman // Guard // Philadelphia, Pa. // St. Joseph's Prep

Sharp-shooting guard out of Philadelphia ... Has the ability to stretch the defense with his long-range shooting ... Possesses a high basketball IQ with a strong background in the game ... Played for a successful high school program at St. Joseph's Prep under legendary coach Speedy Morris ... Comes with an NBA pedigree, as his father Doug Overton played 11 seasons in the NBA from 1993-2004.

OVERTON'S 2013-14 SEASON HIGHLIGHTS:

- Made his collegiate debut vs. Colgate (Nov. 8) and finished with four points, a rebound and an assist in 11 minutes off the bench.
- Scored nine points on 3-of-5 shooting, hitting his first career 3-pointer, vs. VMI (Nov. 12).
- Dished out a game-high five assists and registered a block vs. Presbyterian (Nov. 15).
- Scored eight points, going 2-for-5 from 3-point range, with an assist and a steal vs. The Citadel (Nov. 21).
- Had a rebound in three minutes off the bench vs. No. 2 Kansas (Nov. 28) in the Battle 4 Atlantis; scored six points and had two rebounds the following day vs. USC (Nov. 29); had a steal and a rebound in the final game of the tournament vs. Tennessee (Nov. 30).
- Scored four points and hit a 3-pointer at Virginia (Jan. 8).
- Finished with four points, an assist and a 3-pointer at Pittsburgh (Jan. 11).
- Hit a pair of 3-pointers in the first half and finished with six points and a rebound at Virginia Tech (Jan. 22).
- Dished out two assists in five minutes off the bench vs. Notre Dame (Jan. 25).
- Scored two points and dished out two assists in 11 minutes vs. Syracuse (Jan. 29).
- Had three points and a rebound in six minutes vs. Georgia Tech (Feb. 1).
- Scored a season-high 12 points on 4-of-6 shooting, including 2-of-4 from 3-point range, at No. 11 Duke ... Also added three rebounds and a steal in 22 minutes against the Blue Devils.
- Hit a 3-pointer for his only points to go with two rebounds in 11 minutes at NC State (Feb. 11).
- Scored five points on 2-of-3 shooting to go with two steals vs. Clemson (Feb. 25).



SEASON/CAREER HIGHS

POINTS

SEASON: 12, at Duke (2/4/14)

REBOUNDS

SEASON: 3, at Duke (2/4/14)

OFFENSIVE REBOUNDS

SEASON: 1, six times

(last: at Duke, 2/4/14)

ASSISTS

SEASON: 5, vs. Presbyterian (11/15/13)

STEALS

SEASON: 2, vs. Clemson (2/25/14)

BLOCKED SHOTS

SEASON: 1, vs. Presbyterian (11/15/13)

FIELD GOALS

SEASON: 4, at Duke (2/4/14)

FIELD GOAL ATTEMPTS

SEASON: 8, vs. The Citadel (11/21/13)

FREE THROWS

SEASON: 3, vs. USC (11/29/13)

FREE THROW ATTEMPTS

SEASON: 5, vs. Syracuse (1/29/14)

3-POINT FIELD GOALS

SEASON: 2, three times

(last: at Duke, 2/4/14)

3-POINT FIELD GOAL ATTEMPTS

SEASON: 5, vs. The Citadel (11/21/13)

MINUTES PLAYED

SEASON: 22, at Duke (2/4/14)

OVERTON'S 2013-14 GAME-BY-GAME STATISTICS

Opponent	Date	Min	FG	FGA	Pct	3PT	3PA	Pct	FT	FTA	Pct	O	D	REB	Avg	PF	FO	AS	TO	BS	ST	TP	Avg
COLGATE	11/08/13	11	2	6	.333	0	3	.000	0	0	.000	1	0	1	1.0	1	0	1	0	0	0	4	4.0
VMI	11/12/13	14	3	5	.600	1	2	.500	2	3	.667	0	0	0	0.5	2	0	0	0	0	0	9	6.5
PRESBYTERIAN	11/15/13	17	0	2	.000	0	2	.000	2	2	1.000	1	1	2	1.0	1	0	5	0	1	0	2	5.0
JACKSONVILLE	11/18/13	2	0	2	.000	0	1	.000	0	0	.000	0	1	1	1.0	0	0	0	0	0	0	0	3.8
THE CITADEL	11/21/13	12	3	8	.375	2	5	.400	0	0	.000	0	0	0	0.8	2	0	1	1	0	1	8	4.6
vs Kansas	11/28/13	3	0	1	.000	0	0	.000	0	0	.000	0	1	1	0.8	0	0	0	0	0	0	0	3.8
vs USC	11/29/13	10	1	3	.333	1	2	.500	3	4	.750	1	1	2	1.0	1	0	0	1	0	0	6	4.1
vs Tennessee	11/30/13	12	0	1	.000	0	0	.000	0	2	.000	1	0	1	1.0	1	0	0	3	0	1	0	3.6
TULANE	12/04/13	7	0	1	.000	0	1	.000	0	0	.000	0	0	0	0.9	0	0	0	0	0	0	0	3.2
RICHMOND	12/07/13	8	0	3	.000	0	2	.000	1	2	.500	0	1	1	0.9	1	0	1	0	0	0	1	3.0
ST. BONA	12/17/13							DNP															
UNCG	12/21/13	4	0	2	.000	0	1	.000	0	0	.000	0	0	0	0.8	1	0	0	0	0	0	0	2.7
at Xavier	12/28/13	2	0	1	.000	0	0	.000	0	0	.000	0	0	0	0.8	2	0	0	0	0	0	0	2.5
N. CAROLINA	01/05/14							DNP															
at Virginia	01/08/14	10	1	5	.200	1	3	.333	1	2	.500	1	0	1	0.8	2	0	0	1	0	0	4	2.6
at Pittsburgh	01/11/14	4	1	2	.500	1	1	1.000	1	2	.500	0	1	1	0.8	0	0	1	1	0	0	4	2.7
NC STATE	01/15/14							DNP															
at Clemson	01/18/14							DNP															
at Virginia Tech	01/22/14	7	2	2	1.000	2	2	1.000	0	0	.000	0	1	1	0.8	2	0	0	0	0	0	6	2.9
NOTRE DAME	01/25/14	5	0	1	.000	0	1	.000	0	0	.000	0	0	0	0.8	1	0	2	0	0	0	0	2.8
SYRACUSE	01/29/14	11	0	2	.000	0	1	.000	2	5	.400	0	0	0	0.7	1	0	2	1	0	0	2	2.7
GEORGIA TECH	02/01/14	6	1	2	.500	0	1	.000	1	1	1.000	0	1	1	0.7	2	0	0	0	0	0	3	2.7
at Duke	02/04/14	22	4	6	.667	2	4	.500	2	2	1.000	1	2	3	0.8	2	0	0	2	0	1	12	3.2
at NC State	02/11/14	11	1	1	1.000	1	1	1.000	0	1	.000	0	2	2	0.9	1	0	0	0	0	0	3	3.2
FLORIDA STATE	02/15/14	3	0	0	.000	0	0	.000	0	0	.000	0	0	0	0.9	1	0	0	0	0	0	0	3.0
at Maryland	02/18/14	5	0	1	.000	0	1	.000	0	0	.000	0	0	0	0.8	0	0	1	0	0	0	0	2.9
at N. Carolina	02/22/14	5	0	1	.000	0	0	.000	0	0	.000	0	0	0	0.8	2	0	0	1	0	0	0	2.8
CLEMSON	02/25/14	16	2	3	.667	1	2	.500	0	0	.000	0	0	0	0.8	1	0	0	0	0	2	5	2.9
BOSTON COLL.	03/01/14	7	0	2	.000	0	2	.000	0	0	.000	0	0	0	0.7	1	0	1	2	0	0	0	2.8
DUKE	03/05/14	6	0	1	.000	0	1	.000	0	0	.000	0	0	0	0.7	0	0	0	0	0	0	0	2.7
TOTALS		220	21	64	.328	12	39	.308	15	26	.577	6	12	18	0.7	28	0	15	13	1	5	69	2.7

OVERTON'S CAREER STATISTICS

Season	G	GS	MP	MPG	FG	FGA	PCT	3PT	3PA	PCT	FT	FTA	PCT	O-D-REB	AVG	PF-DQ	AS	TO	BS	ST	PTS	AVG
2013-14	26	0	220	8.5	21	64	.328	12	39	.308	15	26	.577	6-12-18	0.7	28-0	15	13	1	5	69	2.7
TOTAL	26	0	220	8.5	21	64	.328	12	39	.308	15	26	.577	6-12-18	0.7	28-0	15	13	1	5	69	2.7

OVERTON'S CAREER ACC STATISTICS

Season	G	GS	MP	MPG	FG	FGA	PCT	3PT	3PA	PCT	FT	FTA	PCT	O-D-REB	AVG	PF-DQ	AS	TO	BS	ST	PTS	AVG
2013-14	14	0	118	8.4	12	29	.414	8	20	.400	7	13	.538	2-7-9	0.6	16-0	7	8	0	3	39	2.8
TOTAL	14	0	118	8.4	12	29	.414	8	20	.400	7	13	.538	2-7-9	0.6	16-0	7	8	0	3	39	2.8

DEMON DEACON BASKETBALL

#33 // AARON ROUNTREE III

6-8, 195 // Sophomore // Forward // Wilson, N.C. // Greenfield School

Long and athletic forward who can play multiple positions on the floor ... Fan favorite who brings great energy to the court ... A true stat stuffer who does a number of things well ... One of the team's top defenders ... Versatile offensive player with the ability to drive, shoot and pass ... Great rebounder.

ROUNTREE'S 2013-14 SEASON HIGHLIGHTS:

- Opened the season with three points, a steal and a block vs. Colgate (Nov. 8).
- Scored four points, pulled down five rebounds and had a block and an assist vs. VMI (Nov. 12).
- Turned in six points on 3-of-4 shooting with two rebounds, an assist and a steal vs. Presbyterian (Nov. 15).
- Dished out two assists vs. Jacksonville (Nov. 18).
- Scored six points, going 2-for-2 from the field, and pulled down two rebounds vs. The Citadel (Nov. 21).
- Had a rebound in eight minutes off the bench vs. No. 2 Kansas (Nov. 28) in the Battle 4 Atlantis; followed with two points, two assists and a rebound vs. USC (Nov. 29); pulled down two rebounds in the final game of the tournament vs. Tennessee (Nov. 30).
- Finished with three points, three rebounds, two assists, a block and a steal vs. Tulane (Dec. 4).
- Had three rebounds and a block vs. Richmond (Dec. 7).
- Turned in two blocks and two rebounds in 13 minutes vs. UNCG (Dec. 21).
- Registered four blocks and three steals in a six-minute span of the first half vs. No. 19 North Carolina (Jan. 5).
- Had four rebounds, one assist and one block at Pittsburgh (Jan. 11).
- Finished with a block, a steal and a rebound in 12 minutes while playing great defense off the bench vs. NC State (Jan. 15).
- Had four rebounds and an assist in seven minutes at No. 11 Duke (Feb. 4).
- Hit a 3-pointer for his only points to go with two steals in 12 minutes at NC State (Feb. 11).
- Had one steal in three minutes at Maryland (Feb. 18).
- Scored seven points on 3-of-3 shooting with four assists, three rebounds and a steal in 25 minutes at North Carolina (Feb. 22).
- Had two rebounds and a block vs. Clemson (Feb. 25).

ROUNTREE'S 2013-14 GAME-BY-GAME STATISTICS


Opponent	Date	Min	FG	FGA	Pct	3PT	3PA	Pct	FT	FTA	Pct	O	D	REB	Avg	PF	FO	AS	TO	BS	ST	TP	Avg
COLGATE	11/08/13	15	1	1	1.000	0	0	.000	1	4	.250	0	0	0	0.0	2	0	1	0	1	1	3	3.0
VMI	11/12/13	17	2	3	.667	0	0	.000	0	2	.000	1	4	5	2.5	1	0	1	1	1	0	4	3.5
PRESBYTERIAN	11/15/13	16	3	4	.750	0	0	.000	0	1	.000	1	1	2	2.3	1	0	1	1	0	1	6	4.3
JACKSONVILLE	11/18/13	8	0	3	.000	0	0	.000	1	2	.500	1	0	1	2.0	2	0	2	0	0	0	1	3.5
THE CITADEL	11/21/13	14	2	2	1.000	0	0	.000	2	2	1.000	1	1	2	2.0	1	0	0	1	0	0	6	4.0
vs Kansas	11/28/13	8	0	0	.000	0	0	.000	0	0	.000	1	0	1	1.8	2	0	0	0	0	0	0	3.3
vs USC	11/29/13	6	1	1	1.000	0	0	.000	0	0	.000	0	1	1	1.7	1	0	2	0	0	0	2	3.1
vs Tennessee	11/30/13	8	0	2	.000	0	0	.000	0	0	.000	1	1	2	1.8	1	0	0	0	0	0	0	2.8
TULANE	12/04/13	16	1	3	.333	1	1	1.000	0	0	.000	1	2	3	1.9	1	0	2	1	1	1	3	2.8
RICHMOND	12/07/13	10	0	0	.000	0	0	.000	0	0	.000	1	2	3	2.0	1	0	0	1	1	0	0	2.5
ST. BONA	12/17/13	4	0	0	.000	0	0	.000	0	0	.000	0	1	1	1.9	2	0	0	0	0	0	0	2.3
UNCG	12/21/13	13	0	1	.000	0	1	.000	0	0	.000	0	2	2	1.9	0	0	0	0	2	0	0	2.1
at Xavier	12/28/13	9	0	0	.000	0	0	.000	1	2	.500	0	1	1	1.8	1	0	0	0	1	0	1	2.0
N. CAROLINA	01/05/14	14	0	1	.000	0	0	.000	0	1	.000	0	2	2	1.9	1	0	0	0	4	3	0	1.9
at Virginia	01/08/14	10	1	2	.500	0	1	.000	0	0	.000	0	2	2	1.9	0	0	1	0	0	0	2	1.9
at Pittsburgh	01/11/14	13	0	1	.000	0	0	.000	1	2	.500	1	3	4	2.0	1	0	1	1	1	0	1	1.8
NC STATE	01/15/14	12	0	0	.000	0	0	.000	0	0	.000	0	1	1	1.9	2	0	0	0	1	1	0	1.7
at Clemson	1/18/14	19	1	3	.333	0	0	.000	0	0	.000	2	0	2	1.9	4	0	0	1	1	0	2	1.7
at Virginia Tech	01/22/14	5	0	1	.000	0	0	.000	0	0	.000	0	1	1	1.9	1	0	0	0	0	0	0	1.6
NOTRE DAME	01/25/14	3	0	0	.000	0	0	.000	0	0	.000	0	0	0	1.8	0	0	0	0	0	0	0	1.6
SYRACUSE	01/29/14	4	0	1	.000	0	1	.000	0	0	.000	0	0	0	1.7	2	0	0	0	0	0	0	1.5
GEORGIA TECH	02/01/14	6	0	1	.000	0	0	.000	0	0	.000	0	1	1	1.7	1	0	0	0	0	1	0	1.4
at Duke	02/04/14	7	0	0	.000	0	0	.000	0	0	.000	1	3	4	1.8	0	0	1	0	0	0	0	1.3
at NC State	02/11/14	12	1	3	.333	1	1	1.000	0	0	.000	0	1	1	1.8	1	0	0	0	0	2	3	1.4
FLORIDA STATE	02/15/14	5	0	2	.000	0	1	.000	0	0	.000	0	0	0	1.7	2	0	0	0	1	0	0	1.4
at Maryland	02/18/14	3	0	1	.000	0	0	.000	0	0	.000	0	0	0	1.6	0	0	0	1	0	1	0	1.3
at N. Carolina	02/22/14	25	3	3	1.000	0	0	.000	1	2	.500	2	1	3	1.7	1	0	4	0	0	1	7	1.5
CLEMSON	02/25/14	7	0	0	.000	0	0	.000	0	0	.000	0	2	2	1.7	1	0	0	0	1	0	0	1.5
BOSTON COLL.	03/01/14	6	0	2	.000	0	2	.000	0	0	.000	0	0	0	1.6	1	0	0	0	0	0	0	1.4
DUKE	03/05/14																						
TOTALS		295	16	41	.390	2	8	.250	7	18	.389	14	33	47	1.6	34	0	16	8	16	12	41	1.4

ROUNTREE'S CAREER STATISTICS

Season	G	GS	MP	MPG	FG	FGA	PCT	3PT	3PA	PCT	FT	FTA	PCT	O-D-REB	AVG	PF-DQ	AS	TO	BS	ST	PTS	AVG
2012-13	30	0	326	10.9	23	45	.511	4	12	.333	15	27	.556	12-43-55	1.8	44-0	19	17	28	25	65	2.2
2013-14	29	0	295	10.2	16	41	.390	2	8	.250	7	18	.389	14-33-47	1.6	34-0	16	8	16	12	41	1.4
TOTAL	59	0	621	10.5	39	86	.453	6	20	.300	22	45	.489	26-76-102	1.7	78-0	35	25	44	37	106	1.8

ROUNTREE'S CAREER ACC STATISTICS

Season	G	GS	MP	MPG	FG	FGA	PCT	3PT	3PA	PCT	FT	FTA	PCT	O-D-REB	AVG	PF-DQ	AS	TO	BS	ST	PTS	AVG
2012-13	18	0	170	9.4	6	17	.353	0	2	.000	6	10	.600	3-24-27	1.5	27-0	7	10	13	12	18	1.0
2013-14	16	0	151	9.4	6	21	.286	1	6	.167	2	5	.400	6-17-23	1.4	18-0	7	3	9	9	15	0.9
TOTAL	34	0	321	9.4	12	38	.316	1	8	.125	8	15	.533	9-41-50	1.5	45-0	14	13	22	21	33	1.0



SEASON/CAREER HIGHS

POINTS

SEASON: 6, two times
(last: vs. The Citadel, 11/21/13)
CAREER: 11, vs. High Point (12/5/12)

REBOUNDS

SEASON: 5, vs. VMI (11/12/13)
CAREER: 7, vs. Wm. & Mary (11/23/12)

OFFENSIVE REBOUNDS

SEASON: 2, two times
(last: at North Carolina, 2/22/14)
CAREER: 3, at Richmond (12/1/12)

ASSISTS

SEASON: 4, at N. Carolina (2/22/14)
CAREER: 4, at N. Carolina (2/22/14)

STEALS

SEASON: 3, vs. North Carolina (1/5/14)
CAREER: 4, vs. Boston Coll. (1/12/13)

BLOCKED SHOTS

SEASON: 4, vs. North Carolina (1/5/14)
CAREER: 5, vs. Wm. & Mary (11/23/12)

FIELD GOALS

SEASON: 3, two times
(last: at North Carolina, 2/22/14)
CAREER: 4, vs. High Point (12/5/12)

FIELD GOAL ATTEMPTS

SEASON: 4, vs. Presbyterian (11/15/13)
CAREER: 5, vs. Nebraska (11/27/12)

FREE THROWS

SEASON: 2, vs. The Citadel (11/21/13)
CAREER: 4, vs. Furman (12/18/12)

FREE THROW ATTEMPTS

SEASON: 4, vs. Colgate (11/8/13)
CAREER: 6, vs. Furman (12/18/12)

3-POINT FIELD GOALS

SEASON: 1, two times
(last: at NC State, 2/11/14)
CAREER: 2, vs. High Point (12/5/12)

3-POINT FIELD GOAL ATTEMPTS

SEASON: 1, six times
(last: at NC State, 2/11/14)
CAREER: 3, vs. Seton Hall (12/8/12)

MINUTES PLAYED

SEASON: 25, at N. Carolina (2/22/14)
CAREER: 25, at N. Carolina (2/22/14)

DEMON DEACON BASKETBALL

#2 // DEVIN THOMAS

6-9, 245 // Sophomore // Forward // Harrisburg, Pa. // Central Dauphin HS

One of the most productive big men in the ACC ... Named to the ACC All-Freshman Team after averaging nearly a double-double in conference play ... High energy player who thrives in the low post ... Lefty who uses his strength to gain position and score in the paint ... Great rebounder ... Possesses good footwork for a big man ... Stat stuffer who is among the team leaders in assists, blocks and steals ... Younger brother of Maryland's Alyssa Thomas, who is the two-time reigning ACC Women's Basketball Player of the Year.

THOMAS' 2013-14 SEASON HIGHLIGHTS:

- Opened the season with 23 points on 11-of-15 shooting to go with six rebounds, a block and a steal in 34 minutes vs. Colgate (Nov. 8).
- Posted his second-straight 20-point performance with a double-double of 20 points and 17 rebounds in just 25 minutes vs. VMI (Nov. 12) ... Pulled down 15 rebounds in the first half alone against the Keydets.
- Posted his second-straight double-double with 10 points on 5-of-7 shooting and 11 rebounds vs. Presbyterian (Nov. 15).
- Battled early foul trouble to finish with eight points, 16 rebounds and five assists vs. Jacksonville (Nov. 18).
- Scored 11 points and pulled down eight rebounds with an assist vs. The Citadel (Nov. 21).
- Had eight points and four rebounds before leaving the game with two technical fouls vs. No. 2 Kansas (Nov. 28) in the Battle 4 Atlantis; responded with 10 points on 5-of-8 shooting to go with eight rebounds and four assists vs. USC (Nov. 29).
- Came off the bench for the first time (late for morning shootaround) and posted a double-double of 11 points and 19 rebounds vs. Richmond (Dec. 7).
- Battled a stomach bug to finish with 18 points, including 15 in the second half, six rebounds and three blocks vs. St. Bonaventure (Dec. 17).
- Posted a double-double, his fourth of the season, with 12 points and 13 rebounds vs. UNCG (Dec. 21).
- Fell just shy of a double-double with nine points and nine rebounds to go with four assists and two steals vs. No. 19 North Carolina (Jan. 5).
- Had two points and three rebounds before leaving the game with concussion-like symptoms at Virginia (Jan. 8).
- Led the team with 17 points on 8-of-11 shooting to go with nine rebounds at Pittsburgh (Jan. 11).
- Scored 16 points on 6-of-8 shooting to go with six rebounds, a block and a steal vs. NC State (Jan. 15).
- Had eight points on 4-of-8 shooting with six rebounds, an assist, a block and a steal at Clemson (Jan. 18).
- Pulled down nine rebounds to go with seven points, two steals, a block and an assist at Virginia Tech (Jan. 22).
- Led the team with 21 points on 10-of-11 shooting, making his first 10 attempts, to go with six rebounds and two blocks vs. Notre Dame (Jan. 25).
- Had 12 points, five rebounds and three assists vs. Syracuse (Jan. 29).
- Finished with seven points, nine rebounds, four assists and three steals vs. Georgia Tech (Feb. 1).
- Scored a team-high 14 points on 5-of-8 shooting to go with three assists and two rebounds at Duke (Feb. 4).
- Had 11 points, six rebounds and two assists at NC State (Feb. 11).
- Posted a double-double of 11 points and 15 rebounds to go with three blocks and two assists at Maryland (Feb. 18).
- Scored 14 points on 6-of-10 shooting with five rebounds, three assists and a block at North Carolina (Feb. 22).
- Led the team with 12 points on 5-of-6 shooting to go with five rebounds vs. Clemson (Feb. 25).
- Scored 18 points while going 12-for-16 from the free throw line in a career-high 38 minutes vs. Boston College (Mar. 1).
- Pulled down a team-high eight rebounds in the upset of No. 4 Duke (Mar. 5).

THOMAS' 2013-14 GAME-BY-GAME STATISTICS

Opponent	Date	Min	FG	FGA	Pct	3PT	3PA	Pct	FT	FTA	Pct	O	D	REB	Avg	PF	FO	AS	TO	BS	ST	TP	Avg
COLGATE	11/08/13	34*	11	15	.733	0	0	.000	1	2	.500	1	5	6	6.0	2	0	0	2	1	1	23	23.0
VMI	11/12/13	25*	6	9	.667	0	0	.000	8	12	.667	3	14	17	11.5	3	0	2	1	2	0	20	21.5
PRESBYTERIAN	11/15/13	25*	5	7	.714	0	0	.000	0	0	.000	2	9	11	11.3	1	0	0	0	1	0	10	17.7
JACKSONVILLE	11/18/13	25*	2	4	.500	0	0	.000	4	6	.667	3	13	16	12.5	3	0	5	1	1	0	8	15.3
THE CITADEL	11/21/13	25*	4	8	.500	0	0	.000	3	7	.429	2	6	8	11.6	2	0	1	1	0	0	11	14.4
vs Kansas	11/28/13	19*	4	7	.571	0	0	.000	0	0	.000	1	3	4	10.3	4	1	0	2	0	0	8	13.3
vs USC	11/29/13	24*	5	8	.625	0	0	.000	0	3	.000	2	6	8	10.0	3	0	4	5	0	1	10	12.9
vs Tennessee	11/30/13	20*	1	5	.200	0	0	.000	1	3	.333	1	2	3	9.1	5	1	1	2	1	0	3	11.6
TULANE	12/04/13	26*	2	5	.400	0	0	.000	3	6	.500	1	5	6	8.8	2	0	0	3	1	0	7	11.1
RICHMOND	12/07/13	35	4	14	.286	0	0	.000	3	4	.750	8	11	19	9.8	2	0	1	2	1	2	11	11.1
ST. BONA	12/17/13	30*	7	11	.636	0	0	.000	4	7	.571	3	3	6	9.5	4	0	1	2	3	0	18	11.7
UNCG	12/21/13	31*	5	9	.556	0	0	.000	2	5	.400	3	10	13	9.8	4	0	1	2	0	1	12	11.8
at Xavier	12/28/13	25*	2	8	.250	0	0	.000	5	10	.500	1	3	4	9.3	4	0	1	4	0	0	9	11.5
N. CAROLINA	01/05/14	26*	4	8	.500	0	0	.000	1	2	.500	2	7	9	9.3	3	0	4	2	0	2	9	11.4
at Virginia	01/08/14	19*	0	2	.000	0	0	.000	2	2	1.000	1	2	3	8.9	2	0	1	4	0	0	2	10.7
at Pittsburgh	01/11/14	30*	8	11	.727	0	0	.000	1	3	.333	5	4	9	8.9	5	1	0	2	1	0	17	11.1
NC STATE	01/15/14	33*	6	8	.750	0	0	.000	4	8	.500	2	4	6	8.7	4	0	0	3	1	1	16	11.4
at Clemson	1/18/14	31*	4	8	.500	0	0	.000	0	0	.000	1	5	6	8.6	1	0	1	2	1	1	8	11.2
at Virginia Tech	01/22/14	26*	3	6	.500	0	0	.000	1	3	.333	2	7	9	8.6	4	0	1	2	1	2	7	11.0
NOTRE DAME	01/25/14	33*	10	11	.909	0	0	.000	1	3	.333	1	5	6	8.5	2	0	1	2	2	0	21	11.5
SYRACUSE	01/29/14	35*	4	9	.444	0	0	.000	4	6	.667	1	4	5	8.3	3	0	3	4	1	1	12	11.5
GEORGIA TECH	02/01/14	34*	2	5	.400	0	0	.000	3	5	.600	2	7	9	8.3	4	0	4	7	1	3	7	11.3
at Duke	02/04/14	27*	5	8	.625	0	0	.000	4	9	.444	1	1	2	8.0	5	1	3	4	0	0	14	11.4
at NC State	02/11/14	32*	5	14	.357	0	0	.000	1	7	.143	3	3	6	8.0	1	0	2	2	0	0	11	11.4
FLORIDA STATE	02/15/14	23*	1	4	.250	0	0	.000	0	0	.000	0	3	3	7.8	4	0	1	2	1	0	2	11.0
at Maryland	02/18/14	30*	4	6	.667	0	0	.000	3	8	.375	3	12	15	8.0	5	1	2	4	3	0	11	11.0
at N. Carolina	02/22/14	26*	6	10	.600	0	0	.000	2	5	.400	1	4	5	7.9	4	0	3	1	1	0	14	11.1
CLEMSON	02/25/14	29*	5	6	.833	0	0	.000	2	6	.333	1	4	5	7.8	4	0	0	4	0	1	12	11.2
BOSTON COLL.	03/01/14	38*	3	5	.600	0	0	.000	12	16	.750	0	3	3	7.7	3	0	1	3	1	1	18	11.4
DUKE	03/05/14	26*	1	6	.167	0	0	.000	2	4	.500	2	6	8	7.7	4	0	1	1	2	0	4	11.2
TOTALS		842	129	237	.544	0	0	.000	77	152	.507	59	171	230	7.7	97	5	45	76	27	17	335	11.2


*denotes starter

THOMAS' CAREER STATISTICS

Season	G	GS	MP	MPG	FG	FGA	PCT	3PT	3PA	PCT	FT	FTA	PCT	O-D-REB	AVG	PF-DQ	AS	TO	BS	ST	PTS	AVG
2012-13	31	31	845	27.3	106	213	.498	0	0	.000	70	127	.551	79-155-234	7.5	66-0	41	77	43	32	282	9.1
2013-14	30	29	842	28.1	129	237	.544	0	0	.000	77	152	.507	59-171-230	7.7	97-5	45	76	27	17	335	11.2
TOTAL	61	60	1687	27.7	235	450	.522	0	0	.000	147	279	.527	138-326-464	7.6	163-5	86	153	70	49	617	10.1

THOMAS' CAREER ACC STATISTICS

Season	G	GS	MP	MPG	FG	FGA	PCT	3PT	3PA	PCT	FT	FTA	PCT	O-D-REB	AVG	PF-DQ	AS	TO	BS	ST	PTS	AVG
2012-13	18	18	524	29.1	71	137	.518	0	0	.000	47	82	.573	55-102-157	8.7	43-0	21	52	27	19	189	10.5
2013-14	17	17	498	29.3	71	127	.559	0	0	.000	43	87	.494	28-81-109	6.4	58-3	28	49	16	12	185	10.9
TOTAL	35	35	1022	29.2	142	264	.538	0	0	.000	90	169	.533	83-183-266	7.6	101-3	49	101	43	31	374	10.7



SEASON/CAREER HIGHS

POINTS

SEASON: 23, vs. Colgate (11/8/13)

CAREER: 25, vs. NC State (1/22/13)

REBOUNDS

SEASON: 19, vs. Richmond (12/7/13)

CAREER: 19, vs. Richmond (12/7/13)

OFFENSIVE REBOUNDS

SEASON: 8, vs. Richmond (12/7/13)

CAREER: 9, vs. NC State (1/22/13)

ASSISTS

SEASON: 5, vs. Jacksonville (11/18/13)

CAREER: 5, vs. Jacksonville (11/18/13)

STEALS

SEASON: 3, vs. Georgia Tech (2/1/14)

CAREER: 4, vs. Florida State (2/9/13)

BLOCKED SHOTS

SEASON: 3, two times

(last: at Maryland, 2/18/14)

CAREER: 5, at Georgia Tech (1/26/13)

FIELD GOALS

SEASON: 11, vs. Colgate (11/8/13)

CAREER: 11, vs. Colgate (11/8/13)

FIELD GOAL ATTEMPTS

SEASON: 15, vs. Colgate (11/8/13)

CAREER: 15, vs. Colgate (11/8/13)

FREE THROWS

SEASON: 12, vs. Boston College (3/1/14)

CAREER: 12, vs. Boston College (3/1/14)

FREE THROW ATTEMPTS

SEASON: 16, vs. Boston College (3/1/14)

CAREER: 16, vs. Boston College (3/1/14)

3-POINT FIELD GOALS

SEASON: 0

CAREER: 0

3-POINT FIELD GOAL ATTEMPTS

SEASON: 0

CAREER: 0

MINUTES PLAYED

SEASON: 38, vs. Boston College (3/1/14)

CAREER: 38, vs. Boston College (3/1/14)

DEMON DEACON BASKETBALL

#31 // ANDRE WASHINGTON

7-0, 240 // Sophomore // Center // Roanoke, Va. // Hargrave Military Academy

True seven-footer with loads of potential ... Will continue to improve with added bulk and experience ... Excels with his back to the basket ... Has the unique ability to alter or block shots around the rim ... Extremely long and has great hands ... Teammate of classmate Codi Miller-McIntyre at Hargrave Military Academy, where he was coached by former Deacon A.W. Hamilton ... Joins Josh Howard (2000-03) and Trent Strickland (2003-06) as recent Hargrave products to play for the Deacons.

WASHINGTON'S 2013-14 SEASON HIGHLIGHTS:

- Opened the season with three rebounds in three minutes vs. Colgate (Nov. 8).
- Had two points, two rebounds and made his only field goal attempt vs. VMI (Nov. 12).
- Had a productive game off the bench vs. Presbyterian (Nov. 15) with four points, five rebounds, three blocks and a steal in 14 minutes.
- Scored four points, pulled down three rebounds and had a block vs. Jacksonville (Nov. 18).
- Turned in a career-high six points, three rebounds, an assist and a block vs. The Citadel (Nov. 21).
- Finished with four points, three rebounds and two blocks vs. No. 2 Kansas (Nov. 28) in the Battle 4 Atlantis; had a productive game the following day with a career-high eight points on 4-of-4 shooting to go with two rebounds, a block and an assist vs. USC (Nov. 29); scored six points on 3-of-3 shooting with two rebounds, an assist and a block vs. Tennessee (Nov. 30).
- Scored five points and had four blocks, a steal and a rebound vs. Tulane (Dec. 4).
- Made his first career start and finished with two points, two rebounds, two blocks and an assist vs. Richmond (Dec. 7).
- Registered three blocks off the bench vs. St. Bonaventure (Dec. 17).
- Had four blocks, four points and four rebounds in six minutes vs. UNCG (Dec. 21).
- Turned in five blocks in 18 minutes at Xavier (Dec. 28).
- Had two blocks and two rebounds at Virginia (Jan. 8).
- Finished with two rebounds and a block at Pittsburgh (Jan. 11).
- Scored eight points on 3-of-4 shooting with three blocks at Virginia Tech (Jan. 22).
- Had two rebounds and a block in four minutes vs. Notre Dame (Jan. 25).
- Turned in two points and a block in six minutes vs. Georgia Tech (Feb. 1).
- Registered one block in four minutes at NC State (Feb. 11).
- Had two points and a block in five minutes at Maryland (Feb. 18).
- Pulled down three rebounds in three minutes vs. Clemson (Feb. 25).

WASHINGTON'S 2013-14 GAME-BY-GAME STATISTICS

Opponent	Date	Min	FG	FGA	Pct	3PT	3PA	Pct	FT	FTA	Pct	O	D	REB	Avg	PF	FO	AS	TO	BS	ST	TP	Avg
COLGATE	11/08/13	3	0	1	.000	0	0	.000	0	2	.000	1	2	3	3.0	0	0	0	0	0	0	0	0.0
VMI	11/12/13	8	1	1	1.000	0	0	.000	0	0	.000	0	2	2	2.5	3	0	0	1	0	0	2	1.0
PRESBYTERIAN	11/15/13	14	2	5	.400	0	0	.000	0	0	.000	3	2	5	3.3	2	0	0	2	3	1	4	2.0
JACKSONVILLE	11/18/13	9	2	6	.333	0	0	.000	0	0	.000	3	0	3	3.3	0	0	2	1	0	4	2.5	
THE CITADEL	11/21/13	12	1	1	1.000	0	0	.000	4	8	.500	2	1	3	3.2	2	0	1	1	1	0	6	3.2
vs Kansas	11/28/13	10	1	1	1.000	0	0	.000	2	2	1.000	2	1	3	3.2	3	0	0	0	2	0	4	3.3
vs USC	11/29/13	14	4	4	1.000	0	0	.000	0	0	.000	1	1	2	3.0	2	0	1	0	1	0	8	4.0
vs Tennessee	11/30/13	10	3	3	1.000	0	0	.000	0	0	.000	1	1	2	2.9	3	0	1	1	1	0	6	4.3
TULANE	12/04/13	11	1	3	.333	0	0	.000	3	4	.750	0	1	1	2.7	1	0	1	0	4	1	5	4.3
RICHMOND	12/07/13	8*	1	1	1.000	0	0	.000	0	0	.000	0	2	2	2.6	2	0	1	0	2	0	2	4.1
ST. BONA	12/17/13	8	0	3	.000	0	0	.000	0	0	.000	1	0	1	2.5	1	0	0	0	3	0	0	3.7
UNCG	12/21/13	6	1	2	.500	0	0	.000	2	4	.500	1	3	4	2.6	2	0	0	0	4	0	4	3.8
at Xavier	12/28/13	18	1	5	.200	0	0	.000	1	3	.333	0	2	2	2.5	2	0	0	1	5	0	3	3.7
N. CAROLINA	01/05/14	2	0	0	.000	0	0	.000	0	0	.000	0	0	0	2.4	0	0	0	0	0	0	0	3.4
at Virginia	01/08/14	13	0	1	.000	0	0	.000	0	0	.000	0	2	2	2.3	1	0	0	0	2	0	0	3.2
at Pittsburgh	01/11/14	5	0	0	.000	0	0	.000	1	2	.500	1	1	2	2.3	1	0	0	0	1	0	1	3.1
NC STATE	01/15/14	3	0	0	.000	0	0	.000	0	0	.000	0	1	1	2.2	1	0	0	1	0	1	0	2.9
at Clemson	01/18/14							DNP															
at Virginia Tech	01/22/14	15	3	4	.750	0	0	.000	2	2	1.000	1	0	1	2.2	2	0	0	0	3	0	8	3.2
NOTRE DAME	01/25/14	4	0	0	.000	0	0	.000	0	0	.000	0	2	2	2.2	1	0	0	1	1	0	0	3.0
SYRACUSE	01/29/14	2	0	1	.000	0	0	.000	0	0	.000	0	0	0	2.1	1	0	0	0	0	0	0	2.9
GEORGIA TECH	02/01/14	6	1	1	1.000	0	0	.000	0	0	.000	0	0	0	2.0	1	0	0	0	1	0	2	2.8
at Duke	02/04/14	5	0	0	.000	0	0	.000	0	0	.000	1	0	1	1.9	2	0	0	0	0	0	0	2.7
at NC State	02/11/14	4	0	0	.000	0	0	.000	0	0	.000	0	0	0	1.8	0	0	0	0	1	0	0	2.6
FLORIDA STATE	02/15/14	6	0	0	.000	0	0	.000	0	2	.000	1	1	2	1.8	3	0	0	0	0	0	0	2.5
at Maryland	02/18/14	5	1	1	1.000	0	0	.000	0	0	.000	0	1	1	1.8	0	0	0	0	1	0	2	2.4
at N. Carolina	02/22/14	6	0	0	.000	0	0	.000	1	2	.500	0	0	0	1.7	1	0	0	0	0	0	1	2.4
CLEMSON	02/25/14	3	0	1	.000	0	0	.000	0	0	.000	1	2	3	1.8	1	0	0	0	0	0	0	2.3
BOSTON COLL.	03/01/14							DNP															
DUKE	03/05/14							DNP															
TOTALS		210	23	45	.511	0	0	.000	16	31	.516	20	28	48	1.8	38	0	5	10	37	3	62	2.3


*denotes starter

WASHINGTON'S CAREER STATISTICS

Season	G	GS	MP	MPG	FG	FGA	PCT	3PT	3PA	PCT	FT	FTA	PCT	O-D-REB	AVG	PF-DQ	AS	TO	BS	ST	PTS	AVG
2012-13	17	0	84	4.9	5	13	.385	0	0	.000	7	10	.700	2-9-11	0.6	15-0	0	4	4	0	17	1.0
2013-14	27	1	210	7.8	23	45	.511	0	0	.000	16	31	.516	20-28-48	1.8	38-0	5	10	37	3	62	2.3
TOTAL	44	1	294	6.7	28	58	.483	0	0	.000	23	41	.561	22-37-59	1.3	53-0	5	14	41	3	79	1.8

WASHINGTON'S CAREER ACC STATISTICS

Season	G	GS	MP	MPG	FG	FGA	PCT	3PT	3PA	PCT	FT	FTA	PCT	O-D-REB	AVG	PF-DQ	AS	TO	BS	ST	PTS	AVG
2012-13	11	0	55	5.0	3	8	.375	0	0	.000	5	8	.625	2-5-7	0.6	10-0	0	3	3	0	11	1.0
2013-14	14	0	79	5.6	5	9	.556	0	0	.000	4	8	.500	5-10-15	1.1	15-0	0	2	10	1	14	1.0
TOTAL	25	0	134	5.4	8	17	.471	0	0	.000	9	16	.563	7-15-22	0.9	25-0	0	5	13	1	25	1.0



SEASON/CAREER HIGHS

POINTS

SEASON: 8, two times
(last: at Virginia Tech, 1/22/14)
CAREER: 8, two times
(last: at Virginia Tech, 1/22/14)

REBOUNDS

SEASON: 5, vs. Presbyterian (11/15/13)
CAREER: 5, vs. Presbyterian (11/15/13)

OFFENSIVE REBOUNDS

SEASON: 3, two times
(last: vs. Jacksonville, 11/18/13)
CAREER: 3, two times
(last: vs. Jacksonville, 11/18/13)

ASSISTS

SEASON: 1, five times
(last: vs. Richmond, 12/7/13)
CAREER: 1, five times
(last: vs. Richmond, 12/7/13)

STEALS

SEASON: 1, three times
(last: vs. NC State, 1/15/14)
CAREER: 1, three times
(last: vs. NC State, 1/15/14)

BLOCKED SHOTS

SEASON: 5, at Xavier (12/28/13)
CAREER: 5, at Xavier (12/28/13)

FIELD GOALS

SEASON: 4, vs. USC (11/29/13)
CAREER: 4, vs. USC (11/29/13)

FIELD GOAL ATTEMPTS

SEASON: 6, vs. Jacksonville (11/18/13)
CAREER: 6, vs. Jacksonville (11/18/13)

FREE THROWS

SEASON: 4, vs. The Citadel (11/21/13)
CAREER: 4, vs. The Citadel (11/21/13)

FREE THROW ATTEMPTS

SEASON: 8, vs. The Citadel (11/21/13)
CAREER: 8, vs. The Citadel (11/21/13)

3-POINT FIELD GOALS

SEASON: 0
CAREER: 0

3-POINT FIELD GOAL ATTEMPTS

SEASON: 0
CAREER: 0


MINUTES PLAYED

SEASON: 18, at Xavier (12/28/13)
CAREER: 18, at Xavier (12/28/13)

DEMON DEACON BASKETBALL

#13 // CORON WILLIAMS

6-1, 175 // Graduate // Guard // Midlothian, Va. // Christchurch School // Robert Morris Univ.



SEASON/CAREER HIGHS

POINTS

SEASON: 19, at North Carolina (2/22/14)
CAREER: 28, vs. Rider (11/11/11)*

REBOUNDS

SEASON: 6, two times
(last: vs. Syracuse, 1/29/14)
CAREER: 7, vs. La Salle (11/25/11)*

OFFENSIVE REBOUNDS

SEASON: 2, at Xavier (12/28/13)
CAREER: 3, at Wagner (2/2/12)*

ASSISTS

SEASON: 4, vs. Tulane (12/4/13)
CAREER: 5, at Ohio (1/2/11)*

STEALS

SEASON: 4, at Xavier (12/28/13)
CAREER: 4, three times
(last: at Xavier, 12/28/13)

BLOCKED SHOTS

SEASON: 1, two times
(last: vs. Tulane, 12/4/13)
CAREER: 1, nine times
(last: vs. Tulane, 12/4/13)

FIELD GOALS

SEASON: 7, two times
(last: at North Carolina, 2/22/14)
CAREER: 11, vs. Rider (11/11/11)*

FIELD GOAL ATTEMPTS

SEASON: 14, vs. Presbyterian (11/15/13)
CAREER: 20, vs. Rider (11/11/11)*

FREE THROWS

SEASON: 6, vs. Colgate (11/8/13)
CAREER: 6, three times
(last: vs. Colgate, 11/8/13)

FREE THROW ATTEMPTS

SEASON: 7, vs. Colgate (11/8/13)
CAREER: 7, two times
(last: vs. Colgate, 11/8/13)

3-POINT FIELD GOALS

SEASON: 6, vs. Presbyterian (11/15/13)
CAREER: 8, two times
(last: at F. Dickinson, 1/10/13)*

3-POINT FIELD GOAL ATTEMPTS

SEASON: 13, vs. Presbyterian (11/15/13)
CAREER: 13, vs. Presbyterian (11/15/13)

MINUTES PLAYED

SEASON: 35, vs. Boston College (3/1/14)
CAREER: 41, at Long Island (3/9/11)*

*At Robert Morris

A post-graduate transfer from Robert Morris University ... Has one season of eligibility with the Deacons ... Veteran guard who was a prolific 3-point shooter at Robert Morris, going 210-of-497 for 42.3 percent from beyond the arc for the Colonials ... Has combined to score over 1,000 career points between Robert Morris and Wake Forest ... Provides veteran leadership for the Deacons ... Started 71 out of 72 games over the previous two seasons ... Redshirted his true freshman campaign in 2009-10 after suffering an ankle injury three games into the season ... Helped RMU to a combined 50 wins over the past two seasons, including a berth in the 2013 Postseason NIT where the Colonials upset defending national champion Kentucky ... First-ever fifth-year transfer in Wake Forest's program history.

WILLIAMS' 2013-14 SEASON HIGHLIGHTS:

- Starred in the exhibition win over Brevard (Nov. 1), scoring 24 points on 8-of-15 shooting including 6-for-11 from 3-point range ... Also had four rebounds, three assists and two steals in 26 minutes.
- Made his Wake Forest debut with eight points, two rebounds and a steal vs. Colgate (11/8/13) ... Hit 6-of-7 free throws in the game.
- Had a big game vs. Presbyterian (Nov. 15), scoring 18 points on 6-of-13 shooting from beyond the arc ... Also had two steals and an assist.
- Scored 14 points on 5-of-9 shooting, including 4-for-8 from 3-point range, vs. Jacksonville (Nov. 18).
- Scored 12 points on 4-of-6 shooting from 3-point range to go with five rebounds and an assist vs. The Citadel (Nov. 21) ... Scored his 1,000th career point (Robert Morris and Wake Forest combined) in the game.
- Came off the bench to score 10 points, hitting 2-of-3 from 3-point range, vs. No. 2 Kansas (Nov. 28) in the Battle 4 Atlantis; led the team with 15 points, hitting 3-of-9 from 3-point range, with three assists vs. USC (Nov. 29); finished with 10 points and 2-of-5 from 3-point range vs. Tennessee (Nov. 30).
- Led the team with 18 points on 6-of-10 shooting, including 4-of-7 from 3-point range, four assists and no turnovers vs. Tulane (Dec. 4).
- Made his first start at Wake Forest and finished with six points vs. Richmond (Dec. 7), hitting a key 3-pointer late in the second half and another in OT.
- Started and had eight points, hitting two key 3-pointers late in the game, to go with six rebounds vs. St. Bonaventure (Dec. 17).
- Limited to 16 minutes vs. UNCG (Dec. 21) after suffering an eye injury early in the second half.
- Scored 10 points, all in the first half, and added four steals and two assists at Xavier (Dec. 28).
- Finished with eight points, hitting 2-of-6 from 3-point range, in the win over No. 19 North Carolina (Jan. 5).
- Led the team with 11 points and hit three 3-pointers at Virginia (Jan. 8).
- Scored 10 points and went 2-for-4 from 3-point range at Pittsburgh (Jan. 11).
- Led the team with 13 points, hitting 3-of-7 from 3-point range, at Clemson (Jan. 18).
- Scored 11 points, going 3-for-6 from 3-point range, with two assists vs. Notre Dame (Jan. 25).
- Scored eight points and pulled down a season-high six rebounds vs. Syracuse (Jan. 29).
- Had two points, two assists and two steals vs. Georgia Tech (Feb. 1).
- Started and scored three points at No. 11 Duke (Feb. 4) ... Committed his first turnovers in conference play.
- Scored 18 points on 7-of-12 shooting to go with three assists and two steals vs. Florida State (Feb. 15).
- Scored a season-high 19 points on 7-of-9 shooting, including 3-of-4 from long range, at North Carolina (Feb. 22).
- Turned in 13 points, four rebounds and three assists while going 5-for-8 from the field vs. Boston College (Mar. 1).
- Scored 12 points on 4-of-6 shooting, including 2-of-3 from 3-point range, to go with four rebounds and three steals in the Senior Night upset of No. 4 Duke (Mar. 5).

WILLIAMS' 2013-14 GAME-BY-GAME STATISTICS

Opponent	Date	Min	FG	FGA	Pct	3PT	3PA	Pct	FT	FTA	Pct	O	D	REB	Avg	PF	FO	AS	TO	BS	ST	TP	Avg
COLGATE	11/08/13	19	1	5	.200	0	2	.000	6	7	.857	0	2	2	2.0	2	0	0	0	0	1	8	8.0
VMI	11/12/13	21	2	10	.200	0	5	.000	0	0	.000	1	0	1	1.5	1	0	0	0	1	0	4	6.0
PRESBYTERIAN	11/15/13	24	6	14	.429	6	13	.462	0	0	.000	0	2	2	1.7	0	0	1	0	0	2	18	10.0
JACKSONVILLE	11/18/13	28	5	9	.556	4	8	.500	0	0	.000	0	2	2	1.8	4	0	1	0	0	0	14	11.0
THE CITADEL	11/21/13	25	4	7	.571	4	6	.667	0	0	.000	1	4	5	2.4	1	0	1	0	0	1	12	11.2
vs Kansas	11/28/13	18	3	6	.500	2	3	.667	2	2	1.000	1	0	1	2.2	2	0	0	0	0	0	10	11.0
vs USC	11/29/13	28	6	13	.462	3	9	.333	0	0	.000	0	3	3	2.3	2	0	3	1	0	0	15	11.6
vs Tennessee	11/30/13	24	4	8	.500	2	5	.400	0	0	.000	0	1	1	2.1	2	0	1	0	0	1	10	11.4
TULANE	12/04/13	27	6	10	.600	4	7	.571	2	2	1.000	0	4	4	2.3	0	0	4	0	1	0	18	12.1
RICHMOND	12/07/13	32*	2	7	.286	2	4	.500	0	0	.000	1	1	2	2.3	2	0	2	1	0	1	6	11.5
ST. BONA	12/17/13	27*	3	8	.375	2	4	.500	0	0	.000	1	5	6	2.6	0	0	2	0	0	1	8	11.2
UNCG	12/21/13	16*	1	3	.333	0	2	.000	0	0	.000	1	2	3	2.7	0	0	0	1	0	0	2	10.4
at Xavier	12/28/13	30*	4	6	.667	2	4	.500	0	1	.000	2	2	4	2.8	1	0	2	1	0	4	10	10.4
N. CAROLINA	01/05/14	21	3	8	.375	2	6	.333	0	0	.000	0	1	1	2.6	2	0	0	0	0	0	8	10.2
at Virginia	01/08/14	24	4	11	.364	3	9	.333	0	0	.000	0	0	0	2.5	1	0	0	0	0	0	11	10.3
at Pittsburgh	01/11/14	21*	3	6	.500	2	4	.500	2	2	1.000	1	1	2	2.4	4	0	1	0	0	0	10	10.3
NC STATE	01/15/14	25	1	6	.167	0	4	.000	0	0	.000	0	1	1	2.4	1	0	2	0	0	0	2	9.8
at Clemson	1/18/14	31	5	9	.556	3	7	.429	0	0	.000	1	1	2	2.3	3	0	1	0	0	1	13	9.9
at Virginia Tech	01/22/14	21	0	5	.000	0	4	.000	1	2	.500	0	0	0	2.2	0	0	2	0	0	0	1	9.5
NOTRE DAME	01/25/14	22	4	7	.571	3	6	.500	0	0	.000	0	0	0	2.1	1	0	2	0	0	0	11	9.6
SYRACUSE	01/29/14	27	3	8	.375	2	7	.286	0	0	.000	1	5	6	2.3	1	0	0	0	0	0	8	9.5
GEORGIA TECH	02/01/14	29	1	8	.125	0	6	.000	0	0	.000	0	2	2	2.3	1	0	2	0	0	2	2	9.1
at Duke	02/04/14	22*	1	3	.333	1	3	.333	0	0	.000	0	1	1	2.2	2	0	0	3	0	0	3	8.9
at NC State	02/11/14	18*	2	3	.667	1	2	.500	0	0	.000	1	2	3	2.3	2	0	0	0	0	0	5	8.7
FLORIDA STATE	02/15/14	29	7	12	.583	3	8	.375	1	1	1.000	0	1	1	2.2	3	0	3	1	0	2	18	9.1
at Maryland	02/18/14	20	1	5	.200	1	4	.250	0	0	.000	0	1	1	2.2	0	0	0	0	1	1	3	8.8
at N. Carolina	02/22/14	28	7	9	.778	3	4	.750	2	2	1.000	0	2	2	2.1	2	0	0	0	0	0	19	9.2
CLEMSON	02/25/14	21*	1	5	.200	0	3	.000	2	3	.667	0	0	0	2.1	3	0	1	0	0	0	4	9.0
BOSTON COLL.	03/01/14	35*	5	8	.625	2	5	.400	1	1	1.000	0	4	4	2.1	3	0	3	1	0	1	13	9.2
DUKE	03/05/14	28*	4	6	.667	2	3	.667	2	2	1.000	1	3	4	2.2	2	0	1	1	0	3	12	9.3
TOTALS		741	99	225	.440	59	157	.376	21	25	.840	13	53	66	2.2	48	0	35	10	2	21	278	9.3

*denotes starter

WILLIAMS' CAREER STATISTICS AT WAKE FOREST

Season	G	GS	MP	MPG	FG	FGA	PCT	3PT	3PA	PCT	FT	FTA	PCT	O-D-REB	AVG	PF-DQ	AS	TO	BS	ST	PTS	AVG
2013-14	30	10	741	24.7	99	225	.440	59	157	.376	21	25	.840	13-53-66	2.2	48-0	35	10	2	21	278	9.3
TOTAL	30	10	741	24.7	99	225	.440	59	157	.376	21	25	.840	13-53-66	2.2	48-0	35	10	2	21	278	9.3

WILLIAMS' CAREER ACC STATISTICS

Season	G	GS	MP	MPG	FG	FGA	PCT	3PT	3PA	PCT	FT	FTA	PCT	O-D-REB	AVG	PF-DQ	AS	TO	BS	ST	PTS	AVG
2013-14	17	6	422	24.8	52	119	.437	28	85	.329	11	13	.846	5-25-30	1.8	31-0	18	6	0	10	143	8.4
TOTAL	17	6	422	24.8	52	119	.437	28	85	.329	11	13	.846	5-25-30	1.8	31-0	18	6	0	10	143	8.4

WILLIAMS' CAREER STATISTICS AT ROBERT MORRIS

Season	G	GS	MP	MPG	FG	FGA	PCT	3PT	3PA	PCT	FT	FTA	PCT	O-D-REB	AVG	PF-DQ	AS	TO	BS	ST	PTS	AVG
2009-10	3	0	26	8.7	3	8	.375	1	4	.250	1	2	.500	0-2-2	0.7	3-0	2	1	0	2	8	2.7
2010-11	32	10	631	19.7	81	177	.458	48	103	.466	16	25	.640	15-45-60	1.9	49-1	37	17	2	30	226	7.1
2011-12	37	37	1004	27.1	132	328	.402	87	212	.410	50	61	.820	26-70-96	2.6	71-2	47	34	2	30	401	10.8
2012-13	35	34	866	24.7	109	257	.424	74	178	.416	2											