

### 2012-13 SCHEDULE

Date	Opponent (AP/USA)	Result/TV	Time/Score
Nov. 12	Presbyterian College	W	77-44
Nov. 16	at Furman	W	72-55
Nov. 22	# vs. Gonzaga (17/16)	L	49-57
Nov. 23	# vs. UTEP	W	69-48
Nov. 25	# vs. Marist	W	59-44
Nov. 28	^ Purdue	L	61-73
Dec. 2	at South Carolina	W	64-55
Dec. 8	Arizona (8/8)	L	54-66
Dec. 15	Florida A&M	W	80-57
Dec. 19	at Coastal Carolina	L	46-69
Dec. 23	SC State	W	77-41
Jan. 1	The Citadel	W	92-51
Jan. 5	* Florida State	L	66-71
Jan. 8	* at Duke (1/1)	L	40-68
Jan. 12	* Virginia	W	59-44
Jan. 15	* Wake Forest	W	60-44
Jan. 20	* at NC State (14/15)	L	62-66
Jan. 24	* at Florida State	L	57-60
Jan. 27	* Virginia Tech	W	77-70
Jan. 29	* Georgia Tech	W	63-60
Feb. 2	* at Boston College	L	68-75
Feb. 7	* at Virginia	L	41-78
Feb. 10	* NC State	L	57-58
Feb. 14	* at Georgia Tech	W	56-53
Feb. 17	* Miami (3/4)	ESPNU	6:00
Feb. 23	* at Maryland	ESPN2	12:00
Feb. 28	* North Carolina	ESPN/2	7:00
Mar. 2	* at Virginia Tech	RSN	8:00
Mar. 5	* Boston College	RSN	7:00
Mar. 9	* at Miami	ACCN	2:30
Mar. 14-17	ACC Tournament (Greensboro, NC)	TBA	

**Note:** Home games in **Bold**; all times are Eastern and PM; # - Old Spice Classic (Orlando, FL); ^ - ACC/Big Ten Challenge; \* - ACC regular season game

### SPORTS INFORMATION

#### Media Contacts

**Assistant AD/SID:** Tim Bourret (Notre Dame '77)  
**Associate SID/Men's Basketball:** Philip Sikes (Clemson '02)

#### Contact Information

**SID Office Phone:** (864) 656-2114  
**SID Fax Machine:** (864) 656-0299  
**Sikes Office:** (864) 656-1985  
**Sikes Cell:** (864) 525-4889  
**Sikes Email:** philips@clemson.edu  
**Bourret Office:** (864) 656-1926  
**Bourret Cell:** (864) 356-3791  
**Bourret Email:** btimoth@clemson.edu  
**Press Row:** (864) 656-6833

#### Mailing Addresses

**SID Office Address:** P.O. Box 31  
Clemson, SC 29633  
**Overnight Mailing:** Jervy Athletic Center  
100 Perimeter Road  
Clemson, SC 29634

#### Ticket Information

**Athletic Ticket Office:** 1-800-CLEMSON  
**Web Site:** ClemsonTigers.com

### GAME SETUP

**Site:** Littlejohn Coliseum (10,000)  
**Date:** Sunday, February 17, 2013  
**City:** Clemson, SC  
**Time:** 6:02 PM  
**Radio:** Clemson Tiger Sports Network  
(*Pete Yanity - play-by-play; Tim Bourret - color*)  
**TV:** ESPNU  
(*Carter Blackburn - play-by-play, Jay Williams - color, Allison Williams - sideline*)  
**Rankings:** Miami - No. 3 AP, No. 4 USA Today

### SERIES NOTES

**Overall:** Clemson leads 11-7  
**at Clemson:** Clemson leads 5-1  
**at Littlejohn:** Clemson leads 5-1  
**at Miami:** Miami leads 4-3  
**at Neutral:** Clemson leads 3-2  
**First Meeting:** Clemson won, 98-96, in 1955-56  
**Last Meeting:** Miami won, 76-73, in 2011-12  
**Streak:** Clemson has won five of last six

### PROBABLE STARTING LINEUPS

CLEMSON UNIVERSITY						UNIVERSITY OF MIAMI					
12	Rod Hall	6-1	210	So.	G	0	Shane Larkin	5-11	176	So.	
	(6.3 PPG, 2.4 RPG)						(13.4 PPG, 4.1 RPG)				
20	Jordan Roper	5-11	165	Fr.	G	1	Durand Scott	6-5	203	Sr.	
	(6.9 PPG, 1.2 RPG)						(14.0 PPG, 4.3 RPG)				
32	K.J. McDaniels	6-6	200	So.	F/G	4	Trey McKinney Jones	6-5	220	Sr.	
	(11.2 PPG, 4.7 RPG)						(9.3 PPG, 3.4 RPG)				
24	Milton Jennings	6-9	225	Sr.	F	35	Kenny Kadji	6-11	242	Sr.	
	(10.1 PPG, 6.3 RPG)						(13.1 PPG, 6.6 RPG)				
31	Devin Booker	6-8	250	Sr.	C/F	45	Julian Gamble	6-10	250	Sr.	
	(12.3 PPG, 7.9 RPG)						(6.7 PPG, 5.0 RPG)				

### QUICK FACTS

- Clemson and Miami meet for the first time this season, and for the 19th time in the series. The Tigers hold an 11-7 lead all-time in the series and are 5-1 against the Hurricanes at home. Clemson has won five of the last six games overall.
- Miami is the highest ranked team to come to Littlejohn Coliseum since Clemson defeated a third-ranked Duke team in the 2008-09 season by a score of 74-47. The Hurricanes are No. 3 in the current AP poll and No. 4 in USA Today.
- After Sunday's game, Clemson will have played four of the top nine ranked teams in the current AP poll. Duke (2), Gonzaga (5) and Arizona (9) are the others.
- Clemson owns nine wins all-time over teams ranked in the top three, including as recently as 2009 when the Tigers knocked off No. 3 Duke at home, 74-47.
- This will be Clemson's second appearance on ESPNU's Sunday Night Hoops package. The Tigers dropped a road game to NC State, 66-62, earlier this season in their first appearance.
- Clemson Head Coach Brad Brownell and Miami Head Coach Jim Larranaga have competed for years, going back to their days in the Colonial Athletic Association. Larranaga held a 6-4 advantage in 10 head-to-head matchups when he was at George Mason and Brownell was at UNC Wilmington.
- Clemson notched its first ACC road win of the season at Georgia Tech. The Tigers' 56-53 victory was their seventh straight over the Yellow Jackets, Clemson's longest versus an ACC foe since 11 in a row over Virginia from 1959-65.
- The Tigers swept the regular season series over Georgia Tech for the third straight season, the first time Clemson has accomplished that feat since the 1979-82 era.
- Sunday's game features the ACC's top two shot-blocking teams. Clemson is first at 5.3 per game, Miami second at 5.0.
- K.J. McDaniels has blocked at least one shot in 14 straight games and has scored double figures in six of Clemson's last seven games, including a game-high 14 in the win at Georgia Tech. He scored Clemson's final two field goals to help the Tigers stave off a late rally by the Yellow Jackets.
- Freshman guard Jordan Roper leads Clemson in three-point percentage with a .400 figure this season. If the season ended today, he would be one of five freshmen in school history to shoot at least 40 percent from three as a rookie.

### MEET THE COACHES

#### Clemson Head Coach:

*Overall:*  
*at Clemson:*  
*vs. Miami:*

#### Associate Head Coach:

**Assistant Coaches:**  
**Director of Operations:**

#### Miami Head Coach:

*Overall:*  
*at Miami:*

#### Assistant Coaches:

#### SID for Basketball:

**SID Email:**  
**Web Site:**

#### Brad Brownell (DePauw '91)

218-123 (.639, 11th season)  
51-38 (.573, 3rd season)  
2-1  
Mike Winiecki  
Earl Grant, Steve Smith  
Dick Bender

#### Jim Larranaga (Providence '71)

510-350 (.593, 29th season)  
40-16 (.714, 2nd season)  
Eric Konkol, Michael Huger,  
Chris Caputo  
Amy Woodruff  
a.woodruff@miami.edu  
HurricaneSports.com



vs.



## 2012-13 Clemson Men's Basketball Media Roster



**#2 Carson Fields**  
G • 6-4 • 200 • So.  
Pewee Valley, KY



**#3 Adonis Filer**  
G • 6-2 • 190 • Fr.  
Chicago, IL




**#5 Jaron Blossomgame**  
F • 6-7 • 205 • Fr.  
Alpharetta, GA




**#12 Rod Hall**  
G • 6-1 • 210 • So.  
Augusta, GA



**#15 Devin Coleman**  
G • 6-2 • 200 • So.  
Philadelphia, PA



**#20 Jordan Roper**  
G • 5-11 • 165 • Fr.  
Columbia, SC



**#21 Damarcus Harrison**  
G • 6-4 • 200 • So.  
Greenwood, SC



**#22 Bernard Sullivan**  
F • 6-7 • 230 • So.  
Gastonia, NC



**#24 Milton Jennings**  
F • 6-9 • 225 • Sr.  
Summerville, SC



**#31 Devin Booker**  
F/C • 6-8 • 250 • Sr.  
Whitmire, SC



**#32 K.J. McDaniels**  
F • 6-6 • 200 • So.  
Birmingham, AL



**#33 Josh Smith**  
F • 6-8 • 260 • Fr.  
Charlotte, NC



**#35 Landry Nnoko**  
C • 6-10 • 245 • Fr.  
Yaounde, Cameroon



**Brad Brownell**  
Head Coach  
3rd Season at Clemson



**Mike Winiecki**  
Associate Head Coach  
3rd Season at Clemson



**Earl Grant**  
Assistant Coach  
3rd Season at Clemson



**Steve Smith**  
Assistant Coach  
1st Season at Clemson



**Dick Bender**  
Director of Operations  
3rd Season at Clemson



**Darric Honnold**  
Strength & Conditioning Coach  
2nd Season at Clemson



**Andy McPherson**  
Athletic Trainer  
1st Season at Clemson

# CLEMSON vs. NO. 3/4 MIAMI

## HEAD COACH BRAD BROWNELL

- Named the 21st men's basketball head coach in Clemson history on April 13, 2010.
- Is coaching his 11th season in Division I, having previously coached four years each at UNC Wilmington and Wright State.
- Set Clemson records for total wins (22) and ACC wins (9) by a first-year head coach in 2010-11.
- Led Clemson to first NCAA Tournament win in 14 years when the Tigers topped UAB in the first round in 2011.
- All 10 of his teams have ranked in the top 50 of the NCAA in scoring defense, including his first team at Clemson that led the ACC and was 24th nationally in scoring defense (61.4). Clemson's 2012-13 scoring defense (60.6) was the program's best since 1950.
- Has taken three different teams to NCAA Tournaments, one of only a few select coaches in the country to accomplish the feat.
- Took the UNC Wilmington program to a school-record 25 wins in his final season with the school, 2005-06.
- Named Colonial Athletic Association Coach of the Year in 2003 and 2006. He coached CAA Player of the Year Brett Blizzard in 2002-03, his first season as a Division I head coach.
- Took over Wright State in 2006-07 and guided the school to a record 23 wins in his first season and an NCAA Tournament bid.
- Named NABC District 10 Coach of the Year in 2007 and Horizon League Coach of the Year in 2008.
- Began his coaching career as a graduate assistant at Evansville in 1991-92, helping that program to an NCAA berth.
- Served as an assistant coach to Jerry Wainwright at UNC Wilmington from 1994-2002. In his final season as assistant coach, the Seahawks upset Southern Cal in overtime in the first round of the NCAA Tournament.
- Played Division III ball at DePauw University in Greencastle, IN.
- He and his wife, Paula, have two daughters, Abby (14) and Kate (12).

*Brownell Year by Year as Head Coach*

Year	School	Record	Postseason
2002-03	UNC Wilmington	24-7	NCAA, 1st rd
2003-04	UNC Wilmington	15-15	
2004-05	UNC Wilmington	19-10	
2005-06	UNC Wilmington	25-8	NCAA, 1st rd
2006-07	Wright State	23-10	NCAA, 1st rd
2007-08	Wright State	21-10	
2008-09	Wright State	20-13	
2009-10	Wright State	20-12	
2010-11	Clemson	22-12	NCAA, 2nd rd
2011-12	Clemson	16-15	
2012-13	Clemson	13-11	
<b>Totals</b>	<b>11th season</b>	<b>218-123</b>	<b>(.639)</b>

### Clemson vs. Miami Series History

- Clemson leads the series with Miami, 11-7. Clemson won the first five games of the series, then lost the next five. Clemson finally broke the streak with a 74-70 overtime victory in 2006-07 at Clemson. The two teams split the games in 2007-08 with both teams winning on their home courts.
- Clemson won five in a row in the series for the second time before Miami won last year, 76-73. The five-game run included a season sweep in 2010-11, Brad Brownell's first year.
- The two teams are tied at six wins apiece since Miami joined the ACC in 2004-05. Eleven of those matchups were against Frank Haith, who is now at Missouri.
- Miami's last win in the series took place in 2007-08 at Miami when the Hurricanes beat a 25th-ranked Tiger team, 75-72. Miami's last win at Clemson came in 2004-05, an 83-77 Hurricanes victory.
- Clemson won the first five games in the series, which began with a 98-96 victory on January 5, 1956 at the Senior Bowl Tournament in Mobile, AL.
- The Hurricanes swept Clemson in 2004-05 and won two games in 2005-06, a regular season win at Clemson and the ACC Tournament contest.
- Six of Miami's wins over the Tigers have been by six points or less. The only large margin in Miami's favor took place in 2005-06 in Coral Gables, a 62-38 Hurricanes win. That was the fewest points scored by the Tigers in the Oliver Purnell era.
- Based on the previous meetings, we could have a close game on Sunday. Twelve of the 18 previous meetings have been decided by six points or less, or in overtime.
- Five meetings between the two teams have taken place on neutral sites in regular season tournaments. In addition to the first meeting in Mobile, Clemson won the second meeting in 1959 at the Steel City Tournament in Pittsburgh, PA and the third meeting, in 1966-67, at the Volunteer Classic in Knoxville. The two teams played a home-and-home non-conference series in 1994-95 and 1995-96, Rick Barnes' first two years as Clemson head coach. Clemson won both of those games.
- Clemson won the first meeting with Miami on January 5, 1956 in the consolation round of the Senior Bowl Tournament, 98-96. Clemson had five players in double figures and two more with eight. Miami had five players with at least 16 points, yet lost the game.
- Clemson won the second meeting between the two schools in Pittsburgh on December 13, 1958 by a 66-61 score in the first round of the Steel City Tournament. Bill Warren, a native of Pennsylvania, had a fine homecoming with 19 points to lead the Tigers, who also got 18 points from Doug Hoffman.
- Clemson won the third meeting with Miami on December 16, 1966, a 73-64 overtime victory. Clemson outscored Miami 9-0 in the overtime. Jim Sutherland led the Tigers with 20 points, while Randy Mahaffey added 19 points and 10 rebounds. Richie

Mahaffey also scored 19 points.

- Clemson has 11 wins in its history over Miami and three are in overtime. What is unusual is the margin of victory in those three games. Clemson won in overtime over the Hurricanes by a 73-64 score in Knoxville in 1966-67, then won by a 14-point score in overtime (66-52) on December 23, 1995. That was Rick Barnes' second year as Clemson coach. In 15 minutes of overtime vs. Miami, Clemson has outscored the Hurricanes 38-11. Clemson won the first two overtime games against Miami by a 23-0 overtime score.
- Clemson won the first meeting between the Tigers and the Hurricanes at Clemson on Dec. 20, 1994. Rayfield Ragland played the game of his life in that Tiger victory as he had 26 points in just 22 minutes. He made 11-of-15 shots from the field and 4-of-6 three-point shots off the bench. Greg Buckner added 15 points off 7-of-7 shooting from the field. That performance was part of his record 16 consecutive made field goals during that season.

### Brownell and Larranaga Have Been Coaching Rivals Before

Clemson Head Coach Brad Brownell and Miami Head Coach Jim Larranaga faced off many times in the Colonial Athletic Association when Brownell was at UNC Wilmington and Larranaga was at George Mason.

Larranaga had the upper hand, 6-4, in the 10 meetings. The home team won seven of the eight and the two schools split a pair of neutral site games in the conference tournament. All 10 meetings were during the 2002-03 through 2005-06 era when Brownell was at UNC Wilmington. He went to Wright State for the 2006-07 season.

Brownell's UNCW team and Larranaga's George Mason team both had 15-3 records in the Colonial during the 2005-06 season and tied for the conference regular season title. George Mason lost in the second round of the conference tournament that year to Hofstra and Brownell's team won the league tournament to get the automatic NCAA bid.

During the regular season that year, UNCW won the first meeting in Wilmington, 69-63, then George Mason won the game in Virginia by a nearly identical 69-62 score. Of course, George Mason went on to make a great run in the NCAA tournament reaching the Final Four. They finished with a 27-8 record that year, while Brownell's UNCW team finished 25-8.

Larranaga won the first meeting between the two as ACC coaches last season, as Miami defeated Clemson 76-73.

## PRONUNCIATION GUIDE

Brad Brownell ..... **BROW-neh**  
 Landry Nnoko ..... **NOH-koh**  
 Mike Winiecki ..... **wih-NEH-kee**

## 2012-13 NUMERICAL ROSTER

#	Name	Pos	Hgt	Wgt	Cl.	Exp	Hometown	High School/Previous School
2	Carson Fields	G	6-4	200	So.	1VL	Pewee Valley, KY	South Oldham HS
3	Adonis Filer	G	6-2	190	Fr.	HS	Chicago, IL	Notre Dame Prep (MA)
5	Jaron Blossomgame	F	6-7	205	Fr.	HS	Alpharetta, GA	Chattahoochee HS
12	Rod Hall	G	6-1	210	So.	1VL	Augusta, GA	Lucy C. Laney HS
15	Devin Coleman	G	6-2	200	So.	1VL	Philadelphia, PA	Friends' Central HS
20	Jordan Roper	G	5-11	165	Fr.	HS	Columbia, SC	Irmo HS
21	Damarcus Harrison	G	6-4	200	So.	TR	Greenwood, SC	BYU
22	Bernard Sullivan	F	6-7	230	So.	1VL	Gastonia, NC	Davidson Day School
24	Milton Jennings	F	6-9	225	Sr.	3VL	Summerville, SC	Pinewood Prep
31	Devin Booker	F/C	6-8	250	Sr.	3VL	Whitmire, SC	Union HS
32	K.J. McDaniels	F	6-6	200	Fr.	1VL	Birmingham, AL	Central Park Christian HS
33	Josh Smith	F	6-8	260	Fr.	HS	Charlotte, NC	Olympic HS
35	Landry Nnoko	C	6-10	245	Fr.	HS	Yaounde, Cameroon	Montverde Academy (FL)

**Note:** Blossomgame and Coleman will both red-shirt the 2012-13 season.



# CLEMSON vs. NO. 3/4 MIAMI

## ACC STANDINGS

Team	Overall	ACC
Miami	20-3	11-0
Duke	22-2	9-2
Virginia	18-6	8-3
NC State	17-7	6-5
North Carolina	16-8	6-5
Maryland	17-7	5-6
Florida State	13-11	5-6
<b>Clemson</b>	<b>13-11</b>	<b>5-7</b>
Wake Forest	11-13	4-8
Georgia Tech	13-10	3-8
Boston College	11-13	3-8
Virginia Tech	11-13	2-9

## UPCOMING ACC SCHEDULE

Sunday, Feb. 17		
Miami at Clemson	ESPNU	6:00
Tuesday, Feb. 19		
Florida State at NC State	ESPN2	7:00
Maryland at Boston College	ACCN	9:00
North Carolina at Georgia Tech	ACCN	9:00
Virginia at Miami	ESPNU	9:00
Thursday, Feb. 21		
Duke at Virginia Tech	ESPN	9:00
Saturday, Feb. 23		
Clemson at Maryland	ESPN2	12:00
Miami at Wake Forest	RSN	1:00
NC State at North Carolina	ESPN	4:00
Sunday, Feb. 24		
Boston College at Duke	ACCN	2:00
Georgia Tech at Virginia	ACCN	2:00
Florida State at Virginia Tech	ESPNU	6:00
Tuesday, Feb. 26		
Wake Forest at Florida State	ESPNU	9:00

## NATIONAL POLLS

Week 15 (February 11)		
AP	Team	ESPN/USA
1.	Indiana	2
2.	Duke	4
3.	Miami (FL)	4
4.	Michigan	5
5.	Gonzaga	3
6.	Syracuse	7
7.	Florida	6
8.	Michigan State	8
9.	Arizona	9
10.	Kansas State	11
11.	Butler	10
12.	Louisville	12
13.	Ohio State	14
14.	Kansas	13
15.	Georgetown	15
16.	Pittsburgh	17
17.	Oklahoma State	16
18.	Marquette	20
19.	New Mexico	18
20.	Wisconsin	19
21.	Notre Dame	21
22.	Memphis	25
23.	Oregon	NR
24.	Colorado State	24
25.	Kentucky	NR
NR.	San Diego State	22
NR.	Creighton	23

### Scouting the Hurricanes

Miami enters Sunday's contest ranked third in the latest AP poll and fourth in the latest USA Today coaches' poll. The Hurricanes are the highest ranked team to play at Littlejohn Coliseum since a third-ranked Duke team in 2009.

The Hurricanes have four players in double figures, led by guard Durand Scott at 14 points per game. Shane Larkin, son of Major League Hall of Fame shortstop Barry Larkin, leads the club in assists with 99 and is the second-leading scorer at 13.4 points per game. Kenny Kadji (13.1 ppg) and Reggie Johnson (10.0 ppg) also average double figures.

The Hurricanes have been stout defensively, ranking second in the ACC with 5.0 blocked shots per game. Miami yields just 59.4 points per game on defense, and has held opponents to just .382 overall shooting. Miami is 9-1 on the road this season, including 6-0 in the ACC.

The 'Canes are coached by Jim Larranaga, who took George Mason to the Final Four in 2006. He is 510-360 in his 29th season overall and 40-16 in his second season at Miami.

### Statistical Comparison

Clemson	Category	Miami
62.8	Scoring Offense	70.6
58.6	Scoring Defense	59.4
+4.1	Scoring Margin	+11.2
.431	Field Goal %	.465
.326	Three-Point %	.364
.665	Free Throw %	.658
+1.6	Rebound Margin	+2.3
10.8	Assists Per Game	11.9
11.8	Turnovers Per Game	11.1
+1.3	Turnover Margin	+1.7
6.8	Steals Per Game	7.0
5.3	Blocks Per Game	5.0

### Last Season vs. Miami...

#### Clemson Falls at Miami, 76-73

Tanner Smith scored a game-high 23 points, but Clemson fell victim to a late 12-0 run as Miami pushed ahead of the Tigers by a 76-73 final at the BankUnited Center on Jan. 18, 2012.

Smith made 8-of-13 shots, including 4-of-7 from long distance, coupled with a 3-for-4 effort at the charity stripe. He scored 18 of his points in the opening half. He was supported by 11 points from freshman K.J. McDaniels, who scored double figures for the first time since the UTEP game in the opening round of the Diamond Head Classic. He added five rebounds, a block and a steal in 17 minutes. Catalan "Bobo" Baciu added 10 off the bench, matching his career-high.

The Tigers shot the ball well, connecting on 27-of-57 shots overall, but missed all eight three-point attempts in the second half. Miami shot 51.9 percent, making 27 of 52 attempts. The Hurricanes made 9-of-20 from three and 13-of-14 at the line, 92.9 percent. Miami had five players reach double figures, led by 16 from Malcolm Grant and 14 from Kenny Kadji.

After Clemson built an early 8-6 lead, the Hurricanes rattled off 13 consecutive points before the first official timeout. Miami buried a pair of trifectas during the run, one apiece for Grant and Durand Scott. Smith stopped the bleeding with back-to-back three-pointers to bring the deficit to five. Miami responded with a bucket inside by Kenny Kadji to make it 21-14 in favor of the Hurricanes with 11:44 left in the half.

Miami extended the lead to eight at 23-15, before the Tigers put together a miniature 9-6 scoring run. Smith buried another pair of threes during the spurt, including one from the corner

## CLEMSON'S 2012-13 RECORD...

Overall	13-11
At home	8-4
On the road	3-6
At neutral sites	2-1
In overtime	0-0
Vs. ranked opponents	0-4
In games decided by 3 points or less	2-2
In games decided by 5 points or less	2-4
In games decided by 7 or more points	11-7
When leading at halftime	12-3
When trailing at halftime	0-8
When tied at halftime	1-0
When shooting 50% or better	5-0
When opponent shoots less than 50%	12-8
When scoring 70 or more points	6-0
When winning the rebound margin	8-6
When winning the turnover margin	8-4
In November	4-2
In December	3-2
In January	5-4
In February	1-3
In March	0-0

at the 7:14 mark that pulled Clemson to within five at 29-24. Minutes later, Clemson tied the game at 29 on Bryan Narcisse's third three-pointer of the season.

The Tigers took a 33-31 lead on an old fashioned three-point play by Smith with 4:20 remaining. But, Kadji answered the call for the Hurricanes with a string of eight straight points as Miami reclaimed a 37-35 lead. The lead was extended to five at 42-37 before a pair of McDaniels free throws made it a 42-39 halftime score. Both were first-half highs in a Clemson game this season.

Reggie Johnson opened the second half with a pair of layups on the inside to extend Miami's lead to 46-39. After a Brad Brownell timeout, the Tigers responded with a 13-8 run punctuated by McDaniels' emphatic one-handed dunk and the foul. He hit the free throw to pull Clemson within two at 54-52. The Tigers were within one at 59-58 after Smith scored a layup in transition.

Clemson took a three-point lead at 62-59 after back-to-back scores inside by Baciu and Andre Young. The bucket by Baciu put the 7-foot-2 senior in double digits for the second time in his career, and the first time since the game versus South Carolina on Dec. 4. A shot clock beating three by Trey McKinney Jones pulled the Hurricanes to within one at 64-63, and then Miami went ahead 65-64 on two freebies from Kadji. A crazy exchange followed, where Grant claimed a loose ball rebound in the corner to push the lead to 68-64.

The 12-0 run was capped on a layup by Scott with 3:25 remaining. McDaniels broke a four-minute scoring drought with a tip-in that pulled the Tigers to within six at 72-66. Another three-point play by Smith brought the Tigers within five at 74-69, and Milton Jennings followed with a pair from the charity stripe 30 seconds later to make it a one-possession game.

After a Miami turnover, Jennings made a follow shot underneath with 5.8 seconds left. Clemson fouled freshman Shane Larkin, who calmly sank two free throws to make it 76-73. The Tigers turned the ball over on their final possession, ending the game.

## VETERAN PLAYERS VS. MIAMI

Player	G-GS	Min	FGs	3-PTs	FTs	Rbs-Avg.	A-T	B-S	Pts-Avg
Devin Booker	4-3	83	9-20	0-3	8-9	10-2.5	2-3	2-5	26-6.5
Rod Hall	1-0	13	0-3	0-0	0-0	4-4.0	2-0	0-0	0-0.0
Milton Jennings	4-1	66	7-19	4-9	6-9	12-3.0	0-5	3-3	24-6.0
K.J. McDaniels	1-0	17	3-3	0-0	5-8	5-5.0	1-0	1-1	11-11.0

# CLEMSON vs. NO. 3/4 MIAMI

*Last Home Game Against Miami...*

## Senior-Led Tigers Claim 79-72 Victory over Hurricanes in 2011

Seniors Jerai Grant and Demontez Still combined for 35 points to lead Clemson to a 79-72 victory over Miami (FL) at Littlejohn Coliseum on Jan. 8, 2011. It was the first ACC win for first-year Head Coach Brad Brownell.

Clemson never trailed the last 28 minutes of the game, but there were many close moments. Grant had his third double-double of the year with 18 points and 11 rebounds, including five offensive boards. Stitt scored 17 on 6-11 shooting, including 4-7 on three-point shots and had just one turnover in 32 minutes. Milton Jennings added 12 points off the bench, including 2-4 three-point shots and 4-4 free throws, while starting guard Andre Young had 11 points. Devin Booker added nine points, while Tanner Smith had six points, six rebounds and five assists against just one turnover.

Miami was led by Durand Scott, who scored 24 points, including 12-13 from the foul line, and backcourt mate Malcolm Grant, who had 15 points, but shot just 5-16 from the field. Garrius Adams had one of his best games of the year with 14 points, including 4-6 on three-point shots.

Both teams did a good job protecting the basketball, as Miami had just eight turnovers and Clemson just 10. But, the Tigers had eight blocked shots by six different players, including two by 5-9 guard Zavier Anderson, while Miami had no blocks. Clemson also won the rebounding 34-27.

The contest featured a game of runs. The Tigers jumped out 9-2 in the first three minutes as Jerai Grant scored two baskets and three offensive rebounds in the first three minutes. But, Miami tied the game at 12 on a three-pointer by Adrian Thomas. Clemson then went on an 11-4 run to take a 32-23 lead with 5:10 left in the half. But, Miami held Clemson to two points the remainder of the half on 1-9 shooting, and cut the margin to 34-33 at the half.

Clemson shot just 3-14 on three-point shots in the first half, but still had the lead. A 19-14 rebound margin was a big factor as Grant had eight rebounds in the opening half.

The Tigers came out of the locker room with a 12-0 run to take a 46-33 lead. Grant and Stitt combined for 10 of those 12 points. Clemson still had a 52-41 lead with 13:15 left, but Stitt and Young got into foul trouble with three apiece.

Miami scored 10 points in a row in just 2:26 to cut the lead to 52-51 with 10:11 left. Stitt came back into the game and scored a three-point play to put the Tigers up 55-51. The margin the rest of the game was between two and seven points.

There were many clutch shots down the stretch, one at the 3:44 mark when Anderson scored on a tip-in, another on a three-point shot by Young with 2:10 left that gave Clemson a seven point margin. The biggest shot came from Young with 37 seconds left when he hit a long jumper with the shot clock going down that gave Clemson a 76-71 lead.

*Game 24 Review...*

## Clemson Completes Sweep of Georgia Tech, 56-53

Clemson earned its first ACC road win of the 2012-13 season and defeated Georgia Tech for the seventh straight time in the series on Feb. 14 at McCamish Pavilion, with a hard-fought 56-53 triumph over the Yellow Jackets.

The Tigers swept the regular season series for a third straight year, the first time that has happened since the 1979-82 era. The seven straight wins are the most by Clemson over an ACC opponent since an 11-game streak over Virginia from 1959-65.

Clemson's top three leading scorers all reached double figures against Tech, led by K.J. McDaniels with 14 points. Devin Booker added 13 points and eight rebounds, while Milton Jennings tacked on 12 of his own. The Tigers shot 62 percent in the second half and finished the game 5-for-12 (.417) from three-point range.

The Tigers held Tech to just 15 first-half points, tying an opponent low in 88 games under Head Coach Brad Brownell. The Yellow Jackets shot 17.2 percent in the opening half and 53.8 in the second. Tech won the rebound battle 42-30.

For the first time since the game at NC State on Jan. 20, Clemson committed single digits in turnovers. After a combined 36 in their previous two games, the Tigers had just seven at Tech.

Clemson raced out to a 10-3 lead at the first timeout behind efficient shooting, as the Tigers made their first two from behind the arc. Clemson cooled considerably from the field, scoring just four points over the next eight plus minutes. After Tech pulled to within four at 14-10, Clemson scored on a pair of drives to make it 18-10 - first on free throws by McDaniels and then a layup by Rod Hall. Booker scored a layup inside to give Clemson the 20-15 edge at intermission, despite shooting just 28 percent.

Tech put together an 8-5 run coming out of halftime to pull within two points at the 17:05 mark. The Yellow Jackets actually made their first five field goal attempts to start the half. Tech knotted the game at 30 before McDaniels stepped in front of an errant pass and coasted for a left-handed jam on the other end with just over 13 minutes left.

Clemson pushed the lead to nine at 41-32 on a 7-0 run, punctuated by Booker's fifth basket. Jennings later connected on his third trifecta to give the Tigers a 12-point advantage at 47-35 at the under-8 timeout. A three from Chris Bolden cut the lead to 50-43 with four and a half minutes left, and then a runoff layup by Robert Carter, Jr. brought the Jackets within four at 51-47 to prompt a Clemson timeout at the 3:27 mark.

Clinging to a slim lead late, McDaniels first buried a free throw line jumper with 1:56 remaining and a leaner that banked in following a deflected pass with a minute to go. The second field goal gave the Tigers a 55-50 lead. With Clemson ahead 55-53, Jennings made a one-and-one opportunity and followed with a blocked shot of Mfon Udofoia on defense to preserve the victory.

## Highest Ranked Victories in Clemson History

The Miami Hurricanes come to Littlejohn Coliseum with a No. 3 national ranking in the latest AP poll and a No. 4 rating by USA Today. This is the highest ranked team to come to Clemson since Feb. 4, 2009 when a Duke team ranked third by USA Today and fourth by the AP came to Clemson. The Tigers won that game 74-47, the worst margin of defeat for Duke since the 1990 NCAA Championship game. Miami (FL) duplicated that margin earlier this year at the BankUnited Center in a victory at over Duke.

Clemson has nine wins in history over teams ranked in the top three in the nation by at least one poll. That win over Duke in 2009 is the last time Clemson beat a top-three team. Six of the nine have come at Littlejohn Coliseum, with two at neutral sites and one on the road. As you can see by the list below, Clemson's first win over a top-three team took place on Feb. 18, 1967, a 92-88 win over North Carolina in Charlotte at the North-South Doubleheader.

Clemson defeated a second-ranked North Carolina team on this date 19 years ago, a 77-69 triumph in Cliff Ellis' final year as head coach. North Carolina was second in the AP and fourth in the USA Today poll entering that game.

Clemson defeated No. 1 ranked North Carolina 75-65 on Feb. 18, 2001, one of two Tiger wins over the top-ranked team in the nation. Three of Clemson's wins over top-three teams have occurred Feb. 17-18. All three have come on a Saturday or Sunday.

*Clemson's Highest Ranked Wins*

Date	Opponent	CU-Opp	AP-Coaches	Site
1-9-1980	Duke	87-82	1-1	Home
2-18-2001	North Carolina	76-65	1-1	Home
1-27-1979	North Carolina	66-61	2-2	Home
2-17-1994	North Carolina	77-69	2-4	Home
1-21-1976	Maryland	82-77	2-3	Away
1-22-1975	Maryland	83-82	3-4	Home
11-15-1996	Kentucky	79-71	3-4	Indianapolis, IN
2-4-2009	Duke	74-47	4-3	Home
2-18-1967	North Carolina	92-88	4-3	Charlotte, NC

## Scoring Defense a Strength for 2012-13 Tigers

Clemson has allowed opponents just 58.6 points per game this year, 23rd best in the nation entering the weekend. If the season ended today that would be the best by a Clemson team since the 1948-49 squad allowed just 54.2 points per game.

Each of the three best scoring defense seasons (including this year) since 1950 have taken place under Brad Brownell. Last year's team allowed just 60.6 points per game and his first team allowed just 61.4 points per game.

Clemson's field goal percentage defense has also been outstanding. The Tigers have allowed just .403 field goal shooting, a figure that would be the second-best by since 1960. The 2010-11 Clemson team had a .402 field goal percentage figure.

*Best Clemson Scoring Defenses Since 1950*

Year	Games	Points	PPG
2012-13	24	1407	58.6
2011-12	31	1880	60.6
2010-11	34	2086	61.4
1996-97	33	2028	61.5
1994-95	28	1749	62.5
1995-96	29	1826	63.0
1958-59	24	1540	64.2
2009-10	32	2065	64.5

*Best Clemson Field Goal Percentage Defenses Since 1960*

Year	FG-FGA	Pct
2010-11	724-1801	.402
2012-13	508-1260	.403
1962-63	637-1575	.404
1999-00	682-1667	.409
1989-90	889-2170	.410
1998-99	769-1872	.411

## Clemson Protecting the Basketball

One area the Tigers have been strong in all year has been protecting the basketball. The Tigers have 284 turnovers in 24 games for an average of just 11.83 per game. If the season ended today, that would be the fewest turnovers on a per game basis by a Clemson team since 1995-96 when Rick Barnes' squad averaged 11.62 per game. The record for fewest turnovers per game is 11.57 in 1994-95. Three of the top seven fewest turnovers per game have taken place under Brad Brownell's watch.

Turnovers have been a key indicator of success this season. Clemson is 8-3 when it commits 12 turnovers or less, but just 5-8 when it has 13 or more turnovers. Clemson averaged 17 turnovers per game recently in a three-game losing streak, but had just seven in its most recent game at Georgia Tech when the Tigers won 56-53 in Atlanta.

# CLEMSON vs. NO. 3/4 MIAMI

*Clemson's Top Turnovers per Game Figures*

Rk	Year	Turn	GP	TO/G	Coach
1.	1994-95	324	28	11.57	Rick Barnes
2.	1995-96	337	29	11.62	Rick Barnes
3.	2012-13	284	24	11.83	Brad Brownell
4.	2011-12	375	31	12.10	Brad Brownell
5.	1997-98	403	32	12.59	Rick Barnes
6.	1996-97	422	33	12.79	Rick Barnes
7.	2010-11	449	34	13.21	Brad Brownell
8.	2002-03	377	28	13.46	Larry Shyatt
9.	1981-82	378	28	13.50	Bill Foster
10.	1982-83	424	31	13.68	Bill Foster

## Clemson Leads ACC in Blocked Shots

Clemson leads the ACC in terms of blocked shots per game entering this weekend's play. The Tigers average 5.3 blocks per game, just ahead of Sunday's opponent Miami, who averages 5.0 per game. Clemson is 18th in the nation in blocks per game, the highest team ranking in any category for the Tigers. The Tigers are coming off a game in which they had nine blocks against Georgia Tech, a key to the victory.

Leading the way for Clemson is 6-foot-6 wing K.J. McDaniels, who has 51 blocks in 24 games, an average of 2.13 per game. That ranks 42nd in the nation, but he is sixth best among players who 6-foot-6 or shorter. He has a current streak of 14 straight games with at least one block.

Clemson has a strong history when it comes to blocking shots. The Tigers led the ACC in that category in 1975-76, the first year it was kept as a conference statistic. Clemson had the great Tree Rollins that year at center, who had 117 blocks by himself that year. Clemson also led the ACC in that category three consecutive years, 1987-90. The Tigers had Dale Davis and Elden Campbell in the lineup all three of those seasons. The last time Clemson led the ACC in blocked shots was 2008-09 when Clemson averaged 5.8 game. That team was led by Trevor Booker, Devin's older brother.

In addition McDaniels' 51 blocks, Devin Booker has 29 and Milton Jennings has 25. It was Jennings who blocked a three-point attempt on Georgia Tech's last possession that preserved Clemson's win over the Yellow Jackets on Feb. 14.

*Top NCAA Shot Blockers 6-foot-6 and Shorter*

Rk	Name	School	Hgt	GP	BS	Avg
1.	Taylor Smith	Stephen F. Austin	6-6	23	72	3.13
2.	Javon McCrea	Buffalo	6-6	25	61	2.44
3.	Kelvin Penn	Florida Atlantic	6-6	27	64	2.37
4.	D.J. Stephens	Memphis	6-5	24	56	2.33
	Chris Udofia	Denver	6-6	24	56	2.33
6.	K.J. McDaniels	Clemson	6-6	24	51	2.13

## Brownell 17-5 in ACC Home Games

Clemson Head Coach Brad Brownell has a 17-5 record in home ACC games in his three years with the Tigers. That .773 winning percentage is eighth-best in ACC history in terms of victory percentage for ACC home games (min. 3 years). Brownell was 7-1 in his first year at home against league teams with the only loss coming to 20th-ranked North Carolina by two points, 64-62. Last year Clemson was 6-2 in home ACC games, with the only losses to sixth-ranked Duke and Maryland by two points (64-62).

This year, Clemson is 4-2 in home ACC games with losses to Florida State by five and NC State by one. Only Roy Williams of North Carolina (.803) and Mike Krzyzewski of Duke (.795) have better winning percentage in home ACC games among active ACC coaches.

## Feb. 17 Magical Date for Clemson at Home

From an historical standpoint, one thing Clemson has going for it against Miami is the date of the game. Clemson is 11-1 at home in games played on Feb. 17 and has not lost a home game on that date since 1945. Clemson has won eight consecutive home games on Feb. 17, including six ACC games. It is Clemson's best winning percentage in home games played between December 1 and March 1.

Among the wins at home on Feb. 17 are a 93-64 victory over Maryland in 2009, an 88-65 win over Virginia in 1999, a 77-69 win over second-ranked North Carolina and Head Coach Dean Smith in 1994, and a 71-64 win over a 10th ranked Maryland team in 1985.

*Clemson's Last Eight Home Games on Feb. 17*

Year	CU-Opp	Opponent (Rank)
1948	63-57	Duke
1982	75-66	Maryland
1985	71-64	Maryland (10)
1986	75-57	Furman
1994	77-69	North Carolina (2)
1996	67-59	Florida State
1999	88-65	Virginia
2009	93-64	Maryland

## Clemson Holds Consecutive ACC Teams to 44 Points

Clemson held Virginia and Wake Forest to 44 points, the first time in school history the Tigers held consecutive ACC opponents under 45 points. The closest occurrence was in the 1958-59 season. Clemson defeated Maryland 55-46 on Jan. 10, then lost at Duke 45-41 on Jan. 13.

The last time Clemson held any consecutive opponents under 45 points took place during the 2009-10 season. In the first two games that year, Oliver Purnell's final season, Clemson defeated Presbyterian 84-41 and Liberty 79-39.

Clemson has had many outstanding defensive efforts in the three years Brad Brownell has been at Clemson. Last year in late February, Clemson held Georgia Tech to 37 points in a 56-37 victory. That was the fewest points allowed by the Tigers in an ACC regular season game.

## Tigers Hold Wake Forest to 24.6 Percent Shooting

Clemson showed some outstanding field goal percentage defense in the win over Wake Forest, allowing the Demon Deacons to shoot just .246 for the game on 15-of-61 shooting. That included 2-of-10 on three-point shots. Wake Forest was shooting 37 percent on three-pointers coming into the game.

The .246 shooting figure was the best field goal percentage defense for a Tiger team in an ACC game since Jan. 4, 1964 when Clemson held Wake Forest to 20 percent on 13-of-65 attempts. That game was held at Wake Forest, and the Tigers won 87-61. Overall, the .246 field goal percentage defense was the second-best in Clemson history in an ACC game and 10th best against any opponent.

*Clemson's Best Field Goal Percentage Defenses in History*

Pct	FG-FGA	Site-Opponent	Date
.180	9-50	H-Wofford	2-6-1996
.200	13-65	A-Wake Forest	1-4-1964
.211	16-76	N-Florida International	12-29-1987
.211	12-57	H-East Carolina	12-29-2004
.220	9-41	N-Army	12-29-1993
.226	12-53	H-Radford	11-30-1998
.229	11-48	H-Savannah State	12-17-2010
.237	14-59	H-Georgia	3-10-1999
.239	16-67	H-Armstrong State	12-17-1986
.246	15-61	H-Wake Forest	1-15-2013
.250	15-60	H-Stetson	11-16-1998

## Tigers Swat 11 Shots vs. Wake Forest

A big reason for Clemson's strong field goal percentage defense was the fact that Clemson blocked 11 shots in the win over Wake Forest on Jan. 15. It was the second-most in a game this season, as Clemson had 12 in the loss to Arizona back in December. It was the most for the Tigers in an ACC game since the 2009-10 season when the Tigers had 11 in a loss at Virginia Tech. The record against an ACC opponent is 13, accomplished against Duke in 1977 and at Maryland in 2005.

K.J. McDaniels had seven blocks in the contest, most since Jerai Grant had the same amount in a game against The Citadel in the 2010-11 season.

## Tigers Shoot 77 Percent in Second Half at Home vs. Virginia

Clemson made 10-of-13 shots from the field, including 5-of-6 three-point shots in the win over Virginia on Jan. 12. That computes to a 76.9 field goal percentage and 83.3 from three-point range. Clemson also shot 71.4 percent from the line.

That was the best shooting performance in a half for the Tigers since Brad Brownell's first year. On Jan. 12, 2011 (yes the exact two-year anniversary), Clemson made 17-of-20 shots from the field in the second half of an 87-62 win over Georgia Tech. That is an 85 percent mark. Clemson made all nine of its three-point shots in that half, obviously the Clemson record for three-point shooting in a half.

Obviously, the ACC needs to schedule a game for Brad Brownell's team on Jan. 12 every year.

It was quite an accomplishment to have this shooting performance against Virginia. The Cavaliers entered the game allowing just 35.7 percent from the field overall (seventh best in the nation), just 29 percent from three-point range (22nd best). Virginia was also third in scoring defense entering the game allowing just 51.7 points a game. But, Clemson shot 51.5 percent from the field overall, including 6-of-10 on three-point shots, 60 percent. It was only the second time this season an opponent has shot at least 50 percent against Virginia.

## Statistical Streaks & Trends

- **Devin Booker** has posted double figures in nine of Clemson's 12 ACC games, an individual season high for the Tiger senior. He had eight as a sophomore and junior.
- Booker has made 14 of his last 25 shots from the field, 56 percent.
- **Milton Jennings** has had three 20 & 10 games (at least 20 points and 10 rebounds) in his career, and two of them came within the first half of Clemson's home ACC schedule.
- Jennings snapped a 4-for-23 slump from three-point range in his previous six games with a 3-for-4 performance in the win at Georgia Tech.
- **K.J. McDaniels** has had at least one blocked shot in 14 straight games for the Tigers, the longest streak by any Clemson player since Jerai Grant went 15 consecutive with at least one

# CLEMSON vs. NO. 3/4 MIAMI

block as a senior in 2010-11.

- McDaniel's has scored double figures in six of Clemson's last seven games.
- **Jordan Roper** has made multiple three-pointers in three of Clemson's last four games, with three apiece in games against Boston College and NC State.

## Oh Brother, Where art Thou?

When Devin Booker scored 19 points in Clemson's Feb. 2 game at Boston College, he surpassed the 1,000 point mark of his career. He joined older brother Trevor Booker as members of Clemson's 1,000 point club. They are the second brother combination in school history and just the fifth in ACC history to accomplish such a feat. Randy and Richie Mahaffey both went over 1,000 career points for the Tigers in the mid- to late 1960s.

The 2012-13 season will conclude the Booker era of Clemson basketball. Each of the last seven years a Booker has been in the Clemson lineup, including 2009-10 season when the Tigers had a pair of Bookers, current senior Devin and then senior Trevor.

The Booker brothers currently have 2,771 career points between them and that is the fourth highest brother scoring combination in ACC history. The top scoring brother combination belongs to the four Mahaffey Brothers who combined for 3,555 points between 1959-70.

### Brother Combinations With 1,000 Career Points in ACC History

Name (Points)	School	Name (Points)	School
Randy Mahaffey (1171)	Clemson	Richie Mahaffey (1019)	Clemson
<b>Trevor Booker (1725)</b>	<b>Clemson</b>	<b>Devin Booker (1044)</b>	<b>Clemson</b>
Jeff Capel (1601)	Duke	Jason Capel (1447)	North Carolina
Jay McMillen (1300)	Maryland	Tom McMillen (1807)	Maryland
Drew Barry (1253)	Georgia Tech	Jon Barry (1080)	Georgia Tech

### Most Combined Points in ACC History by Brother Combinations

Names	School	Points
Tom, Donnie, Randy, Richie Mahaffey	Clemson	3,555
Jay and Tom McMillen	Maryland	3,107
Jeff and Jason Capel	Duke, UNC	3,048
<b>Trevor and Devin Booker</b>	<b>Clemson</b>	<b>2,769</b>
Jon and Drew Barry	Georgia Tech	2,333
Matt and Pat Harpring	Georgia Tech	2,228

## Booker's Career Game at NC State

Clemson senior Devin Booker started his senior campaign off right with what was then a personal high of 19 points against an ACC team on Jan. 5 against Florida State. It took him 15 days to shatter that mark. Booker scored 27 points and made 13-of-18 field goals at NC State in a game the Tigers dropped by a final score of 66-62. Consider the following accomplishments by the Tigers' starting center against NC State:

- His 27 points eclipsed previous career-high of 22 vs. East Tennessee State
- Most points by a Tiger since Andre Young scored 29 last season against Georgia Tech
- Most points by a Tiger against a ranked opponent since K.C. Rivers had 28 in the 2008 ACC Championship Game against No. 1 North Carolina
- Most field goals by a Tiger since K.C. Rivers had 13 against Liberty in 2008-09
- Most field goals by a Tiger post player since Elden Campbell's 13 against Mercer in 1987-88
- More field goals in a game than his brother, Trevor, had during stellar career at Clemson; Trevor's high was 12 in a game vs. Furman as a senior in 2009-10

### Booker's Scoring Highs vs. ACC Teams

Date	Opponent	FG-FGA	FT-FTA	Points
<b>1-20-13</b>	<b>at NC State</b>	<b>13-18</b>	<b>1-2</b>	<b>27</b>
<b>1-5-13</b>	<b>Florida State</b>	<b>8-11</b>	<b>3-7</b>	<b>19</b>
<b>2-2-13</b>	<b>at Boston College</b>	<b>4-9</b>	<b>11-14</b>	<b>19</b>
1-28-12	Wake Forest	6-11	4-4	16
1-31-12	at Virginia	5-10	4-4	16
<b>1-12-13</b>	<b>Virginia</b>	<b>3-10</b>	<b>9-12</b>	<b>15</b>
<b>1-24-13</b>	<b>at Florida State</b>	<b>7-10</b>	<b>1-3</b>	<b>15</b>

## Booker's Field Goal Percentage Near All-Time High

One of the strengths of senior Devin Booker's game has been finishing around the rim this season. The Tigers' starting center leads the team with a .548 field goal percentage, the second-best accuracy of his career. His previous best was a .561 figure in 2009-10 as a freshman, when he only attempted 107 field goals the entire season.

## Booker Fourth Among Active ACC Players in Rebounds

Senior center Devin Booker is fourth among active players in the ACC with 686 career rebounds. Mason Plumlee is first with 984 boards, followed by Richard Howell (935) and Reggie Johnson (782). Booker averaged a team-high 7.0 per game in 2011-12 as a junior, and leads this year's squad with a 7.9 per game figure.

## Booker's 15 Rebounds an Individual High Under Brownell

Devin Booker was a one-man rebounding machine for Clemson at Duke, collecting 15 of the Tigers' 32 rebounds in the game against the No. 1 ranked Blue Devils on Jan. 8.

Booker's 15 rebounds were not only a career-high, but they were also an individual best in 88 games by a Clemson player since Brad Brownell has been the Tigers' coach. Also, Booker's 15 rebounds were the most by any Clemson player since former teammate Jerai Grant totaled 15 at Virginia Tech in 2010.

As you can see in the chart below, Booker is one of seven Tigers to record at least 15 rebounds in a single game this century. His older brother, Trevor, and former Tiger forward Chris Hobbs share the highest rebound total by a player in the 21st century with 17.

### Clemson Individual Rebounding Bests in 21st Century

Date	Name	Opponent	Off-Def	Rebs
2-13-02	Chris Hobbs	Wake Forest	6-11	17
12-5-07	Trevor Booker	at East Carolina	4-13	17
2-28-04	Sharrod Ford	Georgia Tech	10-6	16
3-1-06	Akin Akingbala	at Virginia Tech	7-9	16
11-16-08	Trevor Booker	vs. Temple	6-10	16
12-21-08	Trevor Booker	at Miami	5-11	16
1-31-10	Trevor Booker	Maryland	7-9	16
11-25-00	Chris Hobbs	The Citadel	5-10	15
1-13-07	James Mays	at Maryland	10-5	15
3-3-09	Trevor Booker	Virginia	3-12	15
2-6-10	Jerai Grant	at Virginia Tech	7-8	15
<b>1-8-13</b>	<b>Devin Booker</b>	<b>at Duke</b>	<b>8-7</b>	<b>15</b>

## Seniors Approaching Statistical Milestones

Clemson seniors Devin Booker and Milton Jennings both continue to approach statistical milestones on a career basis:

- Booker needs 21 rebounds to pass Randy Mahaffey for 13th all-time in Clemson history
- Booker needs 18 points to pass Colon Abraham for 33rd all-time in Clemson history
- Jennings needs 23 rebounds to pass Raymond Jones for 25th all-time in Clemson history

## Jennings Feeling Charitable

Milton Jennings had a career performance from the charity stripe in the Jan. 27 win over Virginia Tech. In fact, it was one of the greatest performances from the foul line by any Clemson player in the program's 101-year history.

Jennings, who had taken just 33 free throws coming into the game, was 16-for-18 from the line as part of his 28-point effort against the Hokies. The 16 free throws were the most made by any Tiger since the late Butch Zatezalo sank 16 in a game against Wake Forest in 1969. Zatezalo also holds the single-game school record with a 17-for-17 performance against Maryland in 1968.

The 18 attempts were the most by any Clemson player since Chris Hobbs shot 19 free throws in the triple overtime game against Wake Forest in 2002. The school record for a single game is shared by Hobbs and Dale Davis, who attempted 19 versus SC State in 1990.

### Most Made Free Throws in a Single Game, Clemson History

Made	Att	Name	Site-Opponent	Date
17	17	Butch Zatezalo	H-Maryland	1-15-1968
<b>16</b>	<b>18</b>	<b>Milton Jennings</b>	<b>H-Virginia Tech</b>	<b>1-27-2013</b>
16	17	Butch Zatezalo	H-Wake Forest	2-27-1969
15	18	Bill Yarborough	A-Maryland	2-14-1956

## Jennings With Multiple 20 & 10 Games

Senior Milton Jennings had 21 points and 11 rebounds in the Tigers' 59-44 win over Virginia on Jan. 12 at Littlejohn Coliseum. He was the first Clemson player to have at least 20 points and 10 rebounds in the same game since his performance against Furman in 2010-11.

But, you have to go back almost four years to find the last time a Tiger had 20 & 10 in an ACC game. The last Tiger to do that was Trevor Booker, who had 21 points and 13 rebounds against Virginia Tech on Feb. 25, 2009. Booker actually had three 20 & 10 games in a five-game period that year, his junior season.

Jennings only took four games to reach the 20 & 10 plateau for a second time. He posted a career-high 28 points in the Jan. 27 win over Virginia Tech, while adding a career-high tying 14 rebounds.

## Jennings Leads Tigers in Three-Point Goals

While Clemson has a 6-foot-6 player leading the team in blocked shots, the Tigers have a 6-foot-9 player leading in three-point goals made. Senior Milton Jennings has made 34-of-87 three-point shots this season for a .390 percentage. The 34 threes are five more than any other Tiger on the roster.

Jennings' 34 made three-point goals are a single-season personal high, the fourth-best single-season mark in school history for a player 6-foot-9 or taller. Andrius Jurkunas had three seasons with at least 40 made three-point goals during his career between 1995-2000.



# CLEMSON vs. NO. 3/4 MIAMI

Jennings is already second to Jurkunas in career three-point goals by players 6-9 or taller. Jennings is 80-of-252 in his career, while Jurkunas made 146-of-414.

### Most Three-Point Goals in Season, Players 6-foot-9 or Taller

Rk	Name	Hgt	Season	FG-FGA
1.	Andrius Jurkunas	6-9	1998-99	51-135
2.	Andrius Jurkunas	6-9	1995-96	51-121
3.	Andrius Jurkunas	6-9	1999-00	41-120
4.	Milton Jennings	6-9	2012-13	34-87
5.	Milton Jennings	6-9	2011-12	24-82

### Jennings With Pair of 20+ Point Games vs. ACC Teams

Through 12 games of the 2012-13 ACC regular season, Milton Jennings has established his career-high in the scoring column twice. The 6-foot-9 Jennings scored 21 points and made 7-of-13 shots, including 5-of-8 from long range, in the 59-44 win over Virginia on Jan. 12. The 21 points were four more than he had scored against any previous ACC team, which was 17 last February in a win over NC State. It took him 15 days to break that standard, scoring 28 in a 77-70 victory over Virginia Tech.

Jennings has five games in his career with 16 or more points, including the ACC Tournament semifinal against North Carolina as a sophomore in 2011.

### Jennings' Scoring Highs vs. ACC Teams

Date	Opponent	FG-FGA	FT-FTA	Points
1-27-13	Virginia Tech	6-12	16-18	28
1-12-13	Virginia	7-13	2-4	21
2-29-12	NC State	7-14	2-2	17
3-12-11	vs. North Carolina	6-8	1-1	16
1-15-12	Duke	7-13	1-4	16

### McDaniels Holds Career and Season Records for Blocks by Player 6-foot-6 or Shorter

K.J. McDaniels leads Clemson in blocked shots with 51 in 24 games. With seven blocks in the win over Wake Forest on Jan. 15, he established the Clemson record for blocks in a season by a player 6-foot-6 or shorter. The previous record was 31 by Derrick Forrest, a 6-foot-3 wing on Clemson's 1989-90 team.

In terms of career blocks, McDaniels has 71, which is 10 more than former Tiger Sam Perry, who had 58 in 128 games between 2004-08. McDaniels became Clemson's career leader in blocks among players 6-foot-6 or shorter...in 79 fewer games than Perry. He needs just eight to surpass Perry's career total...in one season.

### Clemson's Career Leaders in Blocked Shots, Players 6-foot-6 or Shorter

Rk	Player	Pos	Hgt	Years	Games	Blocks
1.	K.J. McDaniels	SF	6-6	2011-13	54	71
2.	Sam Perry	SF	6-5	2004-08	128	58
3.	Derrick Forrest	SG	6-3	1988-90	65	55
4.	Devin Gray	PF	6-6	1991-94	94	48
5.	Demontez Stitt	PG	6-2	2007-11	126	46

### Clemson's Season Bests in Blocked Shots, Players 6-foot-6 or Shorter

Rk	Player	Pos	Hgt	Year	Games	Blocks
1.	K.J. McDaniels	SF	6-6	2012-13	24	51
2.	Derrick Forrest	SG	6-3	1989-90	35	31
3.	Derrick Forrest	SG	6-3	1988-89	30	24
4.	Devin Gray	PF	6-6	1992-93	30	22
5.	David Young	SG	6-5	1990-91	28	21
6.	K.J. McDaniels	SF	6-6	2011-12	30	20

### McDaniels Leads Tigers in Blocks and Steals

Sophomore forward K.J. McDaniels leads the Tigers in both blocked shots (51) and steals (29). Only one player in Clemson history has led the Tigers in both categories in the same season, Greg Buckner in 1994-95. That was Buckner's freshman year, as he had 63 steals to pace the team and actually tied Andy Kelly for the blocked shots lead with 12.

McDaniels is slightly behind pace in his chase to become the third player in school history with 40 blocks and 40 steals in the same season. Only two players in school history have done that, all-time greats Elden Campbell and Trevor Booker. Campbell did it in 1989-90, a year he was first-team All-ACC and led the Tigers to the ACC Championship. Booker actually did it twice, his junior and senior seasons.

### Members of Clemson's 40-40 Club (At least 40 blocks and steals in same season)

Name	Year	Blocks	Steals
Elden Campbell	1989-90	97	54
Trevor Booker	2008-09	64	47
Trevor Booker	2009-10	45	43

### McDaniels Among ACC's Most Improved Scorers

Sophomore forward K.J. McDaniels has played at a much improved level this season. The Birmingham, AL native is averaging 11.2 points per game – second-best on the team. Last year, as a freshman, he averaged just 3.9 points per game in 30 appearances. His +7.3 per game scoring average improvement is among the best in the conference. Erick Green, the nation's leading scorer, holds the highest scoring average improvement with a +9.6 figure this season.

### Highest Scoring Average Improvements Among ACC Players

Name	School	2011-12 PPG	2012-13 PPG	Difference
Erick Green	Virginia Tech	15.6	25.2	+9.6
Akil Mitchell	Virginia	4.1	12.8	+8.7
James M. McAdoo	North Carolina	6.1	14.6	+8.5
Quinn Cook	Duke	4.4	12.0	+7.6
K.J. McDaniels	Clemson	3.9	11.2	+7.3

### McDaniels' Improvement from Freshman to Sophomore Season

Category	2011-12 (30 games)	2012-13 (24 games)	Difference
Points Per Game	3.9	11.2	+7.3
Rebounds Per Game	1.8	4.7	+2.9
Minutes Per Game	10.1	27.7	+17.6
Assists Per Game	0.2	0.7	+0.5
Blocks Per Game	0.7	2.1	+1.4
Steals Per Game	0.3	1.2	+1.1
Three-Point Goals Per Game	0.2	1.2	+1.0
Double Figure Scoring Games	5	15	+10

### Hall Records Single-Game Assist High Under Brad Brownell

Clemson point guard Rod Hall has had a steady hand for the Tigers the entire season. But, he was extremely impressive in the Tigers' Dec. 15 outing for Clemson in terms of facilitating the offense. He produced a career-high 10 assists versus Florida A&M, also a single-game high by an individual in 89 games under Head Coach Brad Brownell.

The previous benchmark had been nine assists, achieved on two occasions by former Tiger guard Andre Young. He had nine in 2010-11 against Maryland, and nine in 2011-12 against College of Charleston. Hall's previous best was eight assists earlier this season in a win over UTEP.

### Most Individual Assists by a Tiger Under Brownell

Name	Opponent	Date	Assists
Rod Hall	Florida A&M	12/15/12	10
Andre Young	Maryland	1/22/11	9
Andre Young	Charleston	11/19/11	9
Rod Hall	UTEP	11/23/12	8
Tanner Smith	Miami	2/20/11	8
Tanner Smith	Gardner-Webb	11/11/11	8
Tanner Smith	Iowa	11/29/11	8
Demontez Stitt	Maryland	1/22/11	8

### Roper Trying for 40-Percent Mark from Long Distance as a Freshman

Jordan Roper has quietly been Clemson's most consistent threat from beyond the three-point arc. When you compare his shooting percentage as a freshman to that of other former Tiger shooting greats when they were also freshmen, his numbers are similar. The point of this note is not to suggest that Roper is as good as the following players just yet, but it is worth pointing out that the 5-foot-11 rookie has comparable numbers to some of Clemson's all-time greats.

Among the top 10 three-point shooters in Clemson history (by total made), Shawan Robinson had the best percentage as a freshman when he made an astounding .475 in 59 attempts in 2002-03. Two others shot over 40 percent as freshmen, Andrius Jurkunas in 1995-96 (.421) and Terrence Oglesby in 2007-08 (.403). K.C. Rivers, Clemson's all-time leader with 281 three-pointers, shot just .336 from long distance as a freshman in 2005-06.

Roper has made 26 out of 65 to this point in the season, a .400 figure that is better than what Rivers, Cliff Hammonds, Terrell McIntyre, Will Solomon, Tony Stockman and Andre Young all shot as freshmen.

As you can see in the corresponding chart, Roper would be only the fifth Tiger freshman in history to shoot at least 40 percent from three-point distance if the season ended today.

### 40% Freshman Three-Point Shooters in Clemson History (min. 25 attempts)

Name	Season	Made	Att	Pct
Shawan Robinson	2002-03	28	59	.475
Ryan Amestoy	1991-92	14	30	.467
Andrius Jurkunas	1995-96	51	121	.421
Terrence Oglesby	2007-08	85	211	.403
Jordan Roper	2012-13	26	65	.400



# CLEMSON vs. NO. 3/4 MIAMI

## Roper Scores 17 Points vs. ACC Team

In Clemson's game against NC State on Feb. 10, freshman Jordan Roper poured in a game-high 17 points. It was his career-high, and the most by a Tiger freshman against an ACC team since Terrence Oglesby also had 17, in a home win over Virginia Tech in 2008.

There have only been six games this century where a Clemson freshman has scored more points against an ACC school, three of them by Tony Stockman alone in the 2000-01 season. The individual best versus an ACC team by a first-year freshman this century came in 2001, when Chris Hobbs made 10 field goals and eight free throws for a 28-point total against Virginia.

*Clemson First-Year Freshmen Scoring Bests vs. ACC Team in 21st Century*

Date	Name	Site-Opponent	FG-FGA	FT-FTA	Pts
1-27-01	Chris Hobbs	H-Virginia	10-13	8-9	28
1-7-01	Tony Stockman	A-Duke	7-18	2-2	22
1-24-01	Tony Stockman	H-Georgia Tech	4-9	10-12	20
3-3-01	Tony Stockman	H-Florida State	6-12	2-2	20
1-12-08	Terrence Oglesby	H-Florida State	6-11	1-1	19
3-8-07	Trevor Booker	N-Florida State	9-14	0-2	18
1-31-01	Chris Hobbs	A-Florida State	6-12	5-6	17
1-10-04	Vernon Hamilton	A-Wake Forest	7-14	2-3	17
1-29-05	Cliff Hammonds	H-NC State	7-13	0-1	17
3-9-08	Terrence Oglesby	H-Virginia Tech	5-7	2-2	17
<b>2-10-13</b>	<b>Jordan Roper</b>	<b>H-NC State</b>	<b>6-12</b>	<b>2-4</b>	<b>17</b>

## Roper Makes Impact in Homecoming Trip

Clemson freshman Jordan Roper grew up in the shadows of the University of South Carolina. The two-time all-state selection at Irmo High School scored 1,698 points in his prep career - second in Irmo history behind former Gamecock legend B.J. McKie. Roper led Irmo to a state championship in AAAA classification as a junior in 2011.

That is why Roper's return to Columbia for the Dec. 2 game against South Carolina was such a sweet one for the 5-foot-11 guard. He scored five points in 16 minutes, the last two of which came off an important steal and slam to help the Tigers break the game open early in the second half.

## Harrison's Career Night vs. Virginia Tech

Sophomore guard Damarcus Harrison has had his struggles shooting the basketball this season. On Jan. 27 in the win over Virginia Tech was not one of those times, however. The 6-foot-4 Harrison poured in a career-high 19 on 6-of-10 shooting (3-of-7 from three-point range).

Harrison's previous high was 15 points against SC State last December. In his first six ACC games (Harrison transferred into Clemson for the 2012-13 season), he scored a TOTAL of 13 points. Thus, he scored six more points in the Tigers' Jan. 27 game than he had in his previous six games combined.

## Filer First Tiger Freshman to Score 20+ Points Since 2007-08

Freshman guard Adonis Filer scored 21 points on 7-of-7 shooting from the field, including 4-of-4 from three-point range in Clemson's 92-51 win over The Citadel on Jan. 1. Filer became the first freshman to score at least 20 points for the Tigers in over five years. The last to do it was Terrence Oglesby against Ole Miss in a tournament in Puerto Rico on Dec. 22, 2007.

Filer became the seventh different Clemson freshman to score at least 20 points in a game this century. The others to do it are Trevor Booker, Chey Christie, Cliff Hammonds, Chris Hobbs, Oglesby and Tony Stockman. Hobbs has the highest scoring game by a Tiger freshman in the 20th century with 28 against Virginia at home during the 2000-01 season.

Since freshman eligibility was established in 1972-73, the Clemson record for scoring by a freshman is 38 by Skip Wise against Pennsylvania on Nov. 30, 1974. That was just the second game of Wise's career, and it came against a 14th-ranked Penn team. Wise went on to be first-team All-ACC that year, the first freshman in the history of the league to make first-team.

*Clemson Freshman Scoring Bests in 21st Century*

Season	Name	Opponent	Site	Pts
2000-01	Chris Hobbs	Virginia	H	28
2004-05	Cliff Hammonds	Texas A&M	A (NIT)	26
2000-01	Tony Stockman	Wofford	H	23
2000-01	Tony Stockman	Charleston Southern	H	22
2007-08	Terrence Oglesby	East Carolina	A	22
2004-05	Cliff Hammonds	UAB	N	22
2000-01	Tony Stockman	Duke	A	22
<b>2012-13</b>	<b>Adonis Filer</b>	<b>The Citadel</b>	<b>H</b>	<b>21</b>
2001-02	Chey Christie	Duke	A	21
2006-07	Trevor Booker	Mississippi	H (NIT)	21
2007-08	Terrence Oglesby	Puerto Rico-Mayaguez	A	21
2007-08	Terrence Oglesby	Mississippi	N	20
2000-01	Tony Stockman	Georgia Tech	H	20
2000-01	Tony Stockman	Florida State	H	20

## Blossomgame, Coleman to Receive Medical Red-Shirts

Clemson Head Coach Brad Brownell announced that freshman forward Jaron Blossomgame and sophomore guard Devin Coleman would both be awarded medical red-shirts after sitting out the 2012-13 season. Blossomgame, a native of Alpharetta, GA has almost fully recovered from a broken leg suffered during a workout in April at Chattahoochee High School.

Blossomgame is the most decorated of Clemson's five-man freshman class, earning four-star status from ESPNU, who rated him the nation's No. 94 prospect in the class of 2012. Blossomgame, a first-team AAAA all-state selection last season, averaged 25.8 points per game and was a standout on the 17 and under Georgia Stars AAU squad last summer.

Coleman, one of Clemson's best players at the end of the 2011-12 season, suffered a torn Achilles tendon during a conditioning drill last summer. He averaged 6.8 points per game over Clemson's final eight contests of his freshman season, which included a team-high 15-point performance in the ACC Tournament against Virginia Tech.

Both players have returned to practice and participate with the scout team as well.

## Ajukwa, Rooks Sign National Letters-of-Intent with Clemson

Austin Ajukwa, a 6-foot-6 wing from Columbia, SC, and Patrick Rooks, a 6-foot-3 guard from Charlotte, NC, signed National Letters-of-Intent with Clemson on Nov. 14, the first day of the early signing period.

"We feel really good about the signing of Austin and Patrick," Brownell said. "We've tracked them the last couple of years, and both players can really score the basketball. Both are good students and come from great families, and we're excited to have them at Clemson."

Ajukwa, who plays for Cardinal Newman School, is a three-star prospect according to both ESPNU and Rivals.com. The athletic wing is rated the No. 2 senior prospect in the state of South Carolina by ESPNU, and the nation's No. 30 prospect at his position according to the same service. He has been an all-state selection the past two seasons by the High School Sports Report. Ajukwa was named the 2011-12 Statewide SCISA Player-of-the-Year by the same publication after averaging 21 points per game. He added 9.0 rebounds per game and 2.5 steals per game defensively. Ajukwa played with the South Carolina Elite on the AAU circuit.

"Austin is an athletic wing that can play a variety of positions," Brownell said. "He had a very good junior year, followed by an outstanding summer. He will be a very good player at Clemson because he can do a lot of different things on the court. He has an ability to create his own shot, and can use his athleticism to make difficult shots at times."

Rooks is listed as a three-star prospect by ESPNU, Rivals.com and Scout.com. He is rated the No. 7 prospect in the state of North Carolina by ESPNU, and No. 31 overall at his position. Rooks has led Charlotte Christian School to three consecutive conference crowns and a state runner-up finish in 2010-11 when he teamed with current Virginia Cavalier forward Anthony Gill. Rooks has been an all-conference selection each of the last two seasons. In 2011-12, he averaged 14 points per game and shot 37 percent from three-point range. Rooks was a member of Team Loaded, a Virginia-based AAU team that won the prestigious Las Vegas FAB 48 Tournament this past summer.

Rooks comes from an athletic family. His mother, Velda, was a track athlete at Appalachian State University and his father, Steven, played basketball at nearby Southern Wesleyan. His mother earned a master's degree from Clemson.

"Patrick is an outstanding shooter with a quick release and deep range," Brownell said. "He will help us stretch defenses, and will play with the scoring mentality that you need from a few guys on your team. He's a good pull-up jump shooter. He is a young man who has followed this program for several years and always wanted to wear orange. That is exciting to me."

## McIntyre Named Clemson's 2013 ACC Tournament Legend

Former All-ACC point guard Terrell McIntyre was named to the 2013 class of ACC Tournament Legends on Thursday, Jan. 31. McIntyre starred for three NCAA Tournament teams at Clemson under Rick Barnes, playing from 1995-99. He was second-team All-ACC on two occasions and third-team as a sophomore. McIntyre is still No. 2 in Clemson history in career scoring with 1,839 points. He played 10 years overseas, primarily in Italy, where he was a two-time All-Euroleague selection and his jersey was retired by Montepaschi Siena.

The other ACC Legends for 2013 are Gene Corrigan (ACC commissioner), Gerry Ward (Boston College), Trajan Langdon (Duke), Tharon Mayes (Florida State), Mark Price (Georgia Tech), Gary Williams (Maryland), Mike Wittman (Miami), Mike O'Koren (North Carolina), Derrick Whittenburg (NC State), Travis Watson (Virginia), Ace Custis (Virginia Tech) and Carl Tacy (Wake Forest).

# 2012-13 TEAM STATISTICS

## OVERALL STATISTICS (13-11)

##	Name	Gms	Sts	Min.	Avg.	Field Goals			3-PT			FT	FTA	PCT	Rebounds				PF	DQ	A	TO	BK	S	Pts.	Avg.	
						FG	FGA	Pct.	FG	FGA	Pct.				OR	DR	TOT	Avg.									
31	Booker, Devin	24	24	758	31.6	120	219	.548	1	8	.125	55	90	.611	76	113	189	7.9	54	0	24	44	29	15	296	12.3	
32	McDaniels, K.J.	24	22	665	27.7	95	217	.438	29	88	.330	50	71	.704	42	71	113	4.7	54	0	17	38	51	29	269	11.2	
24	Jennings, Milton	22	22	627	28.5	74	179	.413	34	87	.391	41	59	.695	28	110	138	6.3	66	3	41	49	25	20	223	10.1	
20	Roper, Jordan	23	6	457	19.9	57	143	.399	26	65	.400	19	28	.679	8	19	27	1.2	22	0	18	17	1	22	159	6.9	
03	Filer, Adonis	24	3	485	20.2	48	132	.364	16	49	.327	48	69	.696	15	45	60	2.5	44	0	37	30	1	19	160	6.7	
12	Hall, Rod	24	23	696	29.0	59	128	.461	2	6	.333	30	51	.588	10	48	58	2.4	34	0	83	43	2	23	150	6.3	
21	Harrison, Damarcus	24	11	494	20.6	51	138	.370	13	59	.220	15	20	.750	12	52	64	2.7	34	2	28	24	6	21	130	5.4	
22	Sullivan, Bernard	22	2	226	10.3	17	38	.447	1	1	1.000	12	18	.667	10	24	34	1.5	22	0	2	8	4	6	47	2.1	
33	Smith, Josh	14	0	86	6.1	7	13	.538	0	0	.000	3	4	.750	6	14	20	1.4	11	0	0	5	0	2	17	1.2	
35	Nnoko, Landry	24	0	165	6.9	10	29	.345	0	0	.000	7	10	.700	20	16	36	1.5	23	0	1	14	8	2	27	1.1	
02	Fields, Carson	11	0	35	3.2	1	8	.125	0	5	.000	1	4	.250	2	2	4	0.4	7	0	2	3	0	2	3	0.3	
TM TEAM.....															37	35	72	3.0	1					0			
Total.....		24					547	1270	.431	126	386	.326	286	430	.665	266	557	823	34.3	381	5	260	284	128	163	1506	62.8
Opponents.....		24					508	1260	.403	131	377	.347	260	393	.662	259	526	785	32.7	388	-	271	314	67	136	1407	58.6

Deadball Rebounds: Clemson 74, Opponents 70

## ACC-ONLY STATISTICS (5-7)

##	Name	Gms	Sts	Min.	Avg.	Field Goals			3-PT			FT	FTA	PCT	Rebounds				PF	DQ	A	TO	BK	S	Pts.	Avg.	
						FG	FGA	Pct.	FG	FGA	Pct.				OR	DR	TOT	Avg.									
31	Booker, Devin	12	12	427	35.6	61	118	.517	0	4	.000	38	57	.667	43	59	102	8.5	28	0	14	22	18	6	160	13.3	
32	McDaniels, K.J.	12	11	363	30.3	47	114	.412	15	45	.333	27	40	.675	26	31	57	4.8	32	0	6	20	27	11	136	11.3	
24	Jennings, Milton	12	12	372	31.0	38	104	.365	20	53	.377	26	36	.722	12	74	86	7.2	40	2	20	33	16	8	122	10.2	
20	Roper, Jordan	11	2	222	20.2	27	76	.355	14	37	.378	13	18	.722	4	9	13	1.2	13	0	9	7	0	9	81	7.4	
12	Hall, Rod	12	11	378	31.5	30	68	.441	1	4	.250	10	20	.500	6	30	36	3.0	19	0	34	25	1	13	71	5.9	
21	Harrison, Damarcus	12	9	257	21.4	20	64	.313	7	28	.250	8	9	.889	4	19	23	1.9	16	0	11	14	0	9	55	4.6	
03	Filer, Adonis	12	3	228	19.0	16	54	.296	4	19	.211	16	21	.762	3	19	22	1.8	21	0	16	17	1	8	52	4.3	
22	Sullivan, Bernard	11	0	77	7.0	8	14	.571	1	1	1.000	4	8	.500	3	9	12	1.1	10	0	1	4	2	0	21	1.9	
02	Fields, Carson	2	0	4	2.0	1	2	.500	0	1	.000	0	0	.000	1	0	1	0.5	1	0	0	1	0	0	2	1.0	
33	Smith, Josh	4	0	20	5.0	1	3	.333	0	0	.000	0	0	.000	1	3	4	1.0	4	0	0	1	0	0	2	0.5	
35	Nnoko, Landry	12	0	52	4.3	2	8	.250	0	0	.000	0	0	.000	6	8	14	1.2	8	0	0	4	1	1	4	0.3	
TM TEAM.....															26	18	44	3.7	1					0			
Total.....		12					251	625	.402	62	192	.323	142	209	.679	135	279	414	34.5	193	2	111	153	66	65	706	58.8
Opponents.....		12					268	644	.416	74	192	.385	137	209	.656	125	270	395	32.9	196	-	143	138	43	69	747	62.2

Deadball Rebounds: Clemson 36, Opponents 44

## INDIVIDUAL CAREER STATISTICS

##	Name	Gms	Sts.	Min.	Avg.	Field Goals			3-PT			FT	FTA	PCT	Rebounds				PF	DQ	A	TO	BK	S	Pts.	Avg.
						FG	FGA	Pct.	FG	FGA	Pct.				OR	DR	TOT	Avg.								
2	Fields, Carson	19	0	44	2.3	2	10	.200	0	5	.000	1	4	.250	2	3	5	0.3	7	0	3	3	0	2	5	0.3
3	Filer, Adonis	24	3	485	20.2	48	132	.364	16	49	.327	48	69	.696	15	45	60	2.5	44	0	37	30	1	19	160	6.7
12	Hall, Rod	55	32	1215	22.1	100	221	.452	6	11	.545	61	103	.592	22	75	97	1.8	70	1	117	71	2	37	267	4.9
15	Coleman, Devin	22	0	219	10.0	23	64	.359	3	21	.143	8	11	.727	3	25	28	1.3	13	0	10	11	1	9	57	2.6
20	Roper, Jordan	23	6	457	19.9	57	143	.399	26	65	.400	19	28	.679	8	19	27	1.2	22	0	18	17	1	22	159	6.9
21	Harrison, Damarcus	54	11	769	14.2	88	247	.356	26	106	.245	25	39	.641	19	86	105	1.9	59	2	43	49	7	34	227	4.2
22	Sullivan, Bernard	50	2	436	8.7	33	81	.407	1	5	.200	18	31	.581	18	46	64	1.3	46	0	5	22	7	6	85	1.7
24	Jennings, Milton	116	49	2406	20.7	319	769	.415	80	252	.317	162	237	.684	169	387	556	4.8	266	8	106	206	72	79	880	7.6
31	Booker, Devin	121	87	2859	23.6	406	824	.493	21	77	.273	211	320	.659	250	436	686	5.7	274	4	97	184	77	76	1044	8.6
32	McDaniels, K.J.	54	23	969	17.9	139	314	.443	36	113	.319	72	109	.661	76	92	168	3.1	80	0	24	51	71	39	386	7.1
33	Smith, Josh	14	0	86	6.1	7	13	.538	0	0	.000	3	4	.750	6	14	20	1.4	11	0	0	5	0	2	17	1.2
35	Nnoko, Landry	24	0	165	6.9	10	29	.345	0	0	.000	7	10	.700	20	16	36	1.5	23	0	1	14	8	2	27	1.1

## MISCELLANEOUS STATISTICS

**Dunks:** (91) Booker 37, McDaniels 32, Jennings 8, Roper 5, Nnoko 3, Harrison 2, Filer 1, Hall 1, Smith 1, Sullivan 1

**Charges Taken:** (5) Jennings 3, Filer 1, Hall 1

**20-Point Games:** (4) Jennings 2, Booker 1, Filer 1

**Double-Doubles:** (6) Booker 4, Jennings 2

**Double Figure Scoring:** (62) Booker 17, McDaniels 15, Jennings 9, Filer 8, Roper 7, Harrison 4, Hall 2

**Double Figure Rebounding:** (9) Booker 6, Jennings 3

**Led Clemson in Scoring:** Booker 9, Jennings 6, McDaniels 6, Filer 2, Roper 2, Harrison 1

**Led Clemson in Rebounding:** Booker 12, Jennings 9, McDaniels 2, Smith 1

**Led Clemson in Assists:** Hall 16, Jennings 8, Filer 5, Roper 3, Harrison 2, Booker 2

**Consecutive Field Goals Made:** 10 by Devin Booker vs. The Citadel (last 4), 1/1/13

& vs. Florida State (first 6), 1/5/13

**Consecutive Points Scored:** 8 by Adonis Filer vs. Gonzaga, 11/22/12; 8 by Devin Booker vs. Coastal Carolina, 12/19/12

**Consecutive Free Throws Made:** 13 by K.J. McDaniels vs. South Carolina (last 7), 12/2/12, Arizona (2-2), 12/8/12, Florida A&M (3-3), 12/15/12 & The Citadel (first 1), 1/1/13

**Consecutive Three-Pointers Made:** 4 by K.J. McDaniels vs. UTEP, 11/23/12; 4 by Adonis Filer vs. The Citadel, 1/1/13

**Largest Lead/Deficit:** +43 (92-49) vs. The Citadel, 1/1/13; -41 (34-75) vs. Virginia, 2/7/13

**Largest Halftime Deficit:** -28 (10-38) vs. Virginia, 2/7/13

**Largest Deficit Overcome for Victory:** -10 (10-20) vs. Georgia Tech, 1/29/13

**Most Consecutive Clemson Points:** 17 vs. SC State, 12/23/12

**Most Consecutive Opponent Points:** 15 by Virginia, 2/7/13

# GAME-BY-GAME RESULTS & LEADERS

13-11 Overall, 5-7 ACC, 8-4 Non-Conference, 8-4 Home, 3-6 Away, 2-1 Neutral

Date	Site	W-L	Score	Opponent (AP/USA)	Time/Attend.	Notes
11-12	H	W	77-44	Presbyterian College	6,654	Tigers hold PC to 30% FG shooting; Jennings leads with 15 pts, 6 rebs
11-16	A	W	72-55	Furman	2,746	Clemson outscores Furman 29-5 off turnovers; Booker leads with 15 pts
11-22	N1	L	49-57	Gonzaga (17/16)	2,076	Tigers hold Zags to 37 points below season average coming into the game
11-23	N1	W	69-48	UTEP	2,205	Clemson sets Old Spice Classic record with .750 three-point accuracy (12-for-16)
11-25	N1	W	59-44	Marist	1,080	22-4 run in second half helps Clemson pull away; Jennings All-Tournament Team
11-28	H	L	61-73	Purdue	7,632	Booker posts 18 pts & 8 rebs but Purdue led by 20 at half behind hot shooting
12-2	A	W	64-55	South Carolina	10,684	Booker, Hall and McDaniels combine for 44 points and 19 rebounds
12-8	H	L	54-66	Arizona (8/8)	8,509	Second-half lead erased by 11-0 Arizona run; Jennings returned to score 15 pts
12-15	H	W	80-57	Florida A&M	7,862	Tigers take control with 16-2 run to start 2nd half; Roper scores 16 in first start
12-19	A	L	46-69	Coastal Carolina	3,286	Clemson struggles offensively in lowest scoring output; Booker posts 16 in loss
12-23	H	W	77-41	SC State	7,431	Harrison records career game with 15 pts, 6 asts; Tigers pull away with 17-0 run
1-1	H	W	92-51	The Citadel	7,124	Filer posts season-best 21 points as Clemson outscores Citadel 44-13 off TOs
1-5	H	L	66-71	Florida State	7,635	Booker's double-double (19 pts, 11 rebs) not enough to overcome slow start
1-8	A	L	40-68	Duke (1/1)	9,314	Tigers score just 10 in first half; Booker posts second straight double-double
1-12	H	W	59-44	Virginia	7,795	Jennings, Booker combine for 36 points, 20 rebounds; Tigers shoot 77% 2nd half
1-15	H	W	60-44	Wake Forest	7,291	McDaniels leads Tigers in points, rebounds and blocks; Deacs shoot 25% in game
1-20	A	L	62-66	NC State (14/15)	19,557	Booker's career-high 27 not enough as State survives late scare from Tigers
1-24	A	L	57-60	Florida State	7,893	Snaer banks in a three at the buzzer as 'Noles come back from 13 down to win
1-27	H	W	77-70	Virginia Tech	7,980	Jennings with a career game; 28 points, 14 rebounds & 4 blocked shots
1-29	H	W	63-60	Georgia Tech	7,059	McDaniels hits two FTs with 17 seconds left, Tigers get a stop to preserve win
2-2	A	L	68-75	Boston College	5,278	Booker joins 1,000-point club; Tigers shoot just 23 percent in first half
2-7	A	L	41-78	Virginia	9,942	Tigers suffer worst margin of defeat in ACC game since '03, make 1-17 from three
2-10	H	L	57-58	NC State	9,455	Wood hits a three with 1.0 second left; Tigers +5 in rebounds, block 9 shots
2-14	A	W	56-53	Georgia Tech	6,862	Clemson nabs first road win behind 14 from McDaniels, 13 from Booker
2-17	H			Miami	6:00 PM	
2-23	A			Maryland	12:00 PM	
2-28	H			North Carolina	7:00 PM	
3-2	A			Virginia Tech	8:00 PM	
3-5	H			Boston College	7:00 PM	
3-9	A			Miami	2:30 PM	

N1 - Old Spice Classic (Orlando, FL)

Home Attendance: 92,427 (12)

Average: 7,702

Total Attendance: 173,350 (24)

Average: 7,223

## Individual Leaders

Opponent	Top Scorer	Top Rebounder	Assists	Blocks	Steals
Presbyterian	Jennings (15)	Jennings (6)	Hall (5)	McDaniels (4)	Jennings (2)
at Furman	Booker (15)	Jennings (6)	Hall (6)	Nnoko (1)	3 players with (2)
vs. Gonzaga #	Filer (10)	Jennings (8)	Jennings (5)	McDaniels (3)	3 players with (1)
vs. UTEP #	Jennings (18)	Booker (10)	Hall (8)	3 players with (1)	McDaniels (2)
vs. Marist #	Booker (15)	Booker (13)	Hall (2)	Jennings (3)	McDaniels (3)
Purdue	Booker (18)	Booker (8)	Filer (3)	McDaniels (3)	McDaniels (2)
at South Carolina	McDaniels (16)	Booker (8)	Hall (4)	McDaniels (5)	Booker (3)
Arizona	Jennings (15)	Booker (9)	Filer (2)	Booker (5)	Jennings, McDaniels (2)
Florida A&M	Roper (16)	Jennings (11)	Hall (10)	4 players with (1)	Roper (3)
at Coastal Carolina	Booker (16)	Booker (7)	Hall, Jennings, Roper (2)	Harrison (1)	Roper (3)
SC State	Harrison, Jennings (15)	Booker (7)	Hall, Harrison (6)	McDaniels, Nnoko (2)	Harrison (3)
The Citadel	Filer (21)	Smith (5)	Hall, Harrison, Jennings (2)	4 players with (1)	Hall (4)
Florida State	Booker (19)	Booker (11)	Hall (3)	Jennings, McDaniels (1)	Hall (4)
at Duke	Booker (12)	Booker (15)	3 players with (1)	Booker (2)	Roper (3)
Virginia	Jennings (21)	Jennings (11)	Filer, Jennings (3)	McDaniels (3)	Harrison, Jennings (1)
Wake Forest	McDaniels (14)	McDaniels (9)	Hall (7)	McDaniels (7)	Hall, McDaniels (2)
at NC State	Booker (27)	Jennings (8)	Jennings (4)	Jennings, McDaniels (1)	Harrison (2)
at Florida State	Booker, McDaniels (15)	McDaniels (6)	Hall (6)	Jennings (3)	Hall, Jennings (1)
Virginia Tech	Jennings (28)	Jennings (14)	Hall (5)	Jennings (4)	McDaniels (2)
Georgia Tech	McDaniels (15)	Jennings (9)	Booker, Hall (4)	3 players with (1)	Harrison (4)
at Boston College	Booker (19)	Booker (10)	Filer (4)	3 players with (1)	4 players with (1)
at Virginia	McDaniels (10)	Booker (9)	Filer (2)	Booker (2)	Filer (2)
NC State	Roper (17)	Jennings (8)	Jennings (3)	McDaniels (5)	Roper (3)
at Georgia Tech	McDaniels (14)	Booker (8)	4 players with (2)	Booker, McDaniels (3)	Booker, Hall (2)
Miami					
at Maryland					
North Carolina					
at Virginia Tech					
Boston College					
at Miami					
vs. TBA ^					

# - Old Spice Classic (Orlando, FL); ^ - ACC Tournament (Greensboro, NC)



# GAME-BY-GAME TEAM STATISTICS

Opponent	Score	By Periods	FGM-A-Pct.	3FGM-A-Pct	FTM-A-Pct.	Reb (O-D)	PF-DQ	A	TO	BS	S	1H-FG%	2H-FG%	Bench
H-Presbyterian College	44	21-23	16-53-.302	5-17-.294	7-9-.778	30 (10-20)	11-0	9	12	1	4	.292	.310	11
Clemson (1-0)	77	38-39	30-56-.536	7-18-.389	10-16-.625	37 (9-28)	10-0	18	6	10	7	.464	.607	32
A-Furman	55	24-31	18-39-.462	2-8-.250	17-26-.654	24 (8-16)	16-0	5	16	3	2	.500	.429	4
Clemson (2-0)	72	41-31	28-57-.491	2-6-.333	14-20-.700	31 (15-16)	20-0	14	8	1	6	.500	.481	28
N-Gonzaga	57	23-34	23-47-.489	2-11-.182	9-15-.600	37 (9-28)	14-0	14	13	1	3	.333	.700	13
Clemson (2-1)	49	24-25	18-58-.310	6-22-.273	7-11-.636	33 (13-20)	19-1	12	8	4	3	.345	.276	27
N-UTEP	48	26-22	17-46-.370	3-8-.375	11-21-.524	24 (10-14)	16-0	7	9	0	5	.381	.360	7
Clemson (3-1)	69	38-31	23-44-.523	12-16-.750	11-14-.786	33 (8-25)	19-0	12	12	3	6	.560	.474	15
N-Marist	44	21-23	17-50-.340	6-23-.261	4-9-.444	26 (5-21)	14-1	8	11	3	5	.296	.391	3
Clemson (4-1)	59	22-37	25-53-.472	2-9-.222	7-13-.538	40 (9-31)	11-0	7	13	5	8	.360	.571	21
H-Purdue	73	42-31	25-49-.510	8-18-.444	15-21-.714	41 (11-30)	19-0	15	14	3	3	.571	.429	16
Clemson (4-2)	61	22-39	23-58-.397	4-23-.174	11-20-.550	27 (11-16)	18-1	6	5	4	6	.435	.371	10
A-South Carolina	55	27-28	18-52-.346	4-15-.267	15-22-.682	36 (17-19)	28-2	10	19	4	3	.375	.321	41
Clemson (5-2)	64	28-36	17-39-.436	3-11-.273	27-37-.730	29 (7-22)	25-1	8	13	8	10	.455	.412	20
H-Arizona	66	28-38	22-62-.355	5-16-.313	17-20-.850	44 (20-24)	18-0	10	11	4	13	.294	.429	11
Clemson (5-3)	54	24-30	20-52-.385	5-12-.417	9-17-.529	33 (12-21)	17-0	6	14	12	7	.321	.458	12
H-Florida A&M	57	31-26	21-66-.318	6-22-.273	9-13-.692	32 (11-21)	16-0	11	14	1	6	.333	.303	19
Clemson (6-3)	80	41-39	30-57-.526	5-17-.294	15-22-.682	49 (11-38)	13-0	20	17	4	10	.441	.652	28
A-Coastal Carolina	69	27-42	25-54-.463	9-23-.391	10-13-.769	39 (11-28)	15-0	16	14	1	13	.400	.542	14
Clemson (6-4)	46	19-27	17-53-.321	4-21-.190	8-14-.571	32 (13-19)	12-0	10	18	1	8	.296	.346	6
H-SC State	41	18-23	18-58-.310	4-12-.333	1-3-.333	35 (16-19)	10-0	12	18	2	5	.304	.314	25
Clemson (7-4)	77	36-41	30-61-.492	8-25-.320	9-16-.563	39 (14-25)	9-0	22	9	6	11	.467	.516	34
H-The Citadel	51	27-24	20-40-.500	3-12-.250	8-12-.667	22 (6-16)	15-0	11	25	1	5	.474	.524	22
Clemson (8-4)	92	47-45	35-57-.614	6-14-.429	16-21-.762	26 (9-17)	15-0	14	8	4	16	.633	.593	47
H-Florida State	71	38-33	25-53-.472	10-23-.435	11-17-.647	33 (9-24)	24-0	16	14	5	5	.500	.435	27
Clemson (8-5)	66	25-41	21-54-.389	6-20-.300	18-30-.600	37 (15-22)	17-0	9	13	2	10	.318	.438	16
A-Duke	68	25-43	27-56-.482	8-15-.533	6-14-.429	42 (13-29)	12-0	13	13	1	8	.290	.720	11
Clemson (8-6)	40	10-30	15-53-.283	1-11-.091	9-14-.643	31 (12-19)	12-0	3	13	3	8	.120	.429	8
H-Virginia	44	20-24	17-48-.354	5-17-.294	5-8-.625	23 (7-16)	17-0	11	12	3	4	.409	.308	14
Clemson (9-6)	59	24-35	17-33-.515	6-10-.600	19-27-.704	29 (4-25)	13-0	12	15	6	2	.350	.769	7
H-Wake Forest	44	21-23	15-61-.246	2-10-.200	12-15-.800	42 (18-24)	18-0	3	11	2	6	.250	.242	9
Clemson (10-6)	60	31-29	22-49-.449	6-14-.429	10-14-.714	36 (6-30)	17-0	10	11	11	6	.545	.370	22
A-NC State	66	34-32	23-51-.451	6-12-.500	14-23-.609	36 (10-26)	12-0	14	9	3	3	.538	.360	21
Clemson (10-7)	62	26-36	26-64-.406	5-19-.263	5-7-.714	33 (12-21)	17-0	11	6	2	4	.333	.500	4
A-Florida State	60	21-39	19-46-.413	4-11-.364	18-20-.900	23 (7-16)	15-0	12	15	9	3	.320	.524	21
Clemson (10-8)	57	29-28	22-54-.407	3-16-.188	10-15-.667	34 (15-19)	23-0	10	13	6	2	.522	.323	14
H-Virginia Tech	70	33-37	21-60-.350	5-16-.313	23-32-.719	33 (14-19)	25-3	9	5	2	3	.346	.353	13
Clemson (11-8)	77	33-44	22-49-.449	10-21-.476	23-29-.793	42 (12-30)	23-0	11	9	9	2	.455	.444	5
H-Georgia Tech	60	30-30	23-54-.426	4-15-.267	10-17-.588	35 (12-23)	14-0	11	17	0	9	.520	.345	15
Clemson (12-8)	63	36-27	26-57-.456	5-16-.313	6-12-.500	34 (12-22)	13-1	12	15	3	12	.457	.455	19
A-Boston College	75	30-45	26-45-.578	11-20-.550	12-24-.500	21 (5-16)	16-0	20	14	2	8	.480	.700	10
Clemson (12-9)	68	19-49	21-53-.396	8-19-.421	18-22-.818	34 (14-20)	19-1	9	15	3	4	.231	.556	24
A-Virginia	78	38-40	30-54-.556	10-24-.417	8-12-.667	29 (5-24)	17-1	17	6	6	12	.519	.593	20
Clemson (12-10)	41	10-31	16-52-.308	1-17-.059	8-12-.667	33 (14-19)	10-0	4	19	3	5	.200	.407	14
H-NC State	58	26-32	23-61-.377	6-16-.375	6-10-.600	36 (11-25)	12-0	8	12	6	5	.345	.406	15
Clemson (12-11)	57	32-25	22-57-.386	6-17-.353	7-10-.700	41 (12-29)	12-0	10	17	9	5	.382	.391	15
A-Georgia Tech	53	15-38	19-55-.345	3-13-.231	12-17-.706	42 (14-28)	14-0	9	10	4	3	.172	.538	15
Clemson (13-11)	56	20-36	21-50-.420	5-12-.417	9-17-.529	30 (7-23)	17-0	10	7	9	5	.276	.619	14

# 2012-13 STATISTICS BY VENUE

## HOME GAME STATISTICS (8-4)

##	Name	Gms	Sts	Min.	Avg.	Field Goals			3-PT			FT	FTA	PCT	Rebounds				PF	DQ	A	TO	BK	S	Pts.	Avg.
						FG	FGA	Pct.	FG	FGA	Pct.				OR	DR	TOT	Avg.								
24	Jennings, Milton	11	11	301	27.4	44	87	.506	18	43	.419	27	40	.675	16	62	78	7.1	31	1	21	27	15	11	133	12.1
32	McDaniels, K.J.	12	11	328	27.3	52	113	.460	17	50	.340	24	35	.686	22	35	57	4.8	19	0	11	13	34	15	145	12.1
31	Booker, Devin	12	12	375	31.3	53	99	.535	1	4	.250	26	46	.565	30	60	90	7.5	23	0	16	15	17	6	133	11.1
20	Roper, Jordan	11	4	224	20.4	35	74	.473	15	34	.441	7	12	.583	2	13	15	1.4	13	0	6	9	1	13	92	8.4
03	Filer, Adonis	12	2	243	20.3	25	65	.385	10	24	.417	29	44	.659	8	19	27	2.3	22	0	19	17	0	9	89	7.4
21	Harrison, Damarcus	12	6	259	21.6	32	76	.421	9	35	.257	9	12	.750	4	24	28	2.3	18	1	21	13	3	14	82	6.8
12	Hall, Rod	12	11	345	28.8	32	58	.552	2	2	1.000	9	13	.692	4	22	26	2.2	17	0	48	21	2	17	75	6.3
22	Sullivan, Bernard	10	1	118	11.8	10	22	.455	1	1	1.000	8	12	.667	6	20	26	2.6	11	0	2	4	1	5	29	2.9
35	Nnoko, Landry	12	0	106	8.8	7	18	.389	0	0	.000	5	6	.833	11	12	23	1.9	10	0	1	12	6	1	19	1.6
33	Smith, Josh	7	0	41	5.9	4	8	.500	0	0	.000	3	4	.750	4	10	14	2.0	4	0	0	2	0	1	11	1.6
02	Fields, Carson	5	0	24	4.8	0	5	.000	0	4	.000	1	4	.250	1	2	3	0.6	6	0	2	2	0	2	1	0.2
TM TEAM.....														19	22	41	3.4	1				0				
Total.....		12				298	640	.466	74	207	.357	153	234	.654	127	303	430	35.8	177	2	150	139	80	94	823	68.6
Opponents.....		12				246	665	.370	63	194	.325	124	177	.701	145	261	406	33.8	199	-	126	165	30	68	679	56.6

Deadball Rebounds: Clemson 35, Opponents 24

## AWAY GAME STATISTICS (3-6)

##	Name	Gms	Sts	Min.	Avg.	Field Goals			3-PT			FT	FTA	PCT	Rebounds				PF	DQ	A	TO	BK	S	Pts.	Avg.
						FG	FGA	Pct.	FG	FGA	Pct.				OR	DR	TOT	Avg.								
31	Booker, Devin	9	9	298	33.1	56	95	.589	0	3	.000	25	37	.676	39	31	70	7.8	22	0	5	22	11	7	137	15.2
32	McDaniels, K.J.	9	8	259	28.8	30	80	.375	7	28	.250	24	32	.750	16	25	41	4.6	28	0	4	16	13	9	91	10.1
24	Jennings, Milton	8	8	237	29.6	19	67	.284	11	32	.344	8	12	.667	6	38	44	5.5	24	1	13	20	6	5	57	7.1
12	Hall, Rod	9	9	264	29.3	23	55	.418	0	4	.000	15	30	.500	5	26	31	3.4	15	0	24	18	0	6	61	6.8
20	Roper, Jordan	9	2	192	21.3	16	55	.291	8	25	.320	12	16	.750	5	5	10	1.1	7	0	11	5	0	8	52	5.8
03	Filer, Adonis	9	1	180	20.0	12	44	.273	3	17	.176	14	19	.737	4	15	19	2.1	17	0	15	11	1	8	41	4.6
21	Harrison, Damarcus	9	5	178	19.8	14	49	.286	2	20	.100	5	6	.833	7	21	28	3.1	14	1	6	8	1	6	35	3.9
22	Sullivan, Bernard	9	1	87	9.7	7	15	.467	0	0	.000	3	4	.750	4	3	7	0.8	9	0	0	4	3	1	17	1.9
35	Nnoko, Landry	9	0	37	4.1	3	7	.429	0	0	.000	2	2	1.000	4	2	6	0.7	8	0	0	2	1	1	8	0.9
02	Fields, Carson	4	0	9	2.3	1	2	.500	0	1	.000	0	0	.000	1	0	1	0.3	1	0	0	1	0	0	2	0.5
33	Smith, Josh	5	0	35	7.0	1	3	.333	0	0	.000	0	0	.000	2	2	4	0.8	6	0	0	1	0	1	2	0.4
TM TEAM.....														16	9	25	2.8	0				0				
Total.....		9				183	475	.385	32	132	.242	108	158	.684	109	178	287	31.9	155	2	79	112	36	52	506	56.2
Opponents.....		9				205	452	.454	57	141	.404	112	171	.655	90	202	292	32.4	145	-	116	116	33	55	579	64.3

Deadball Rebounds: Clemson 30, Opponents 39

## NEUTRAL GAME STATISTICS (2-1)

##	Name	Gms	Sts	Min.	Avg.	Field Goals			3-PT			FT	FTA	PCT	Rebounds				PF	DQ	A	TO	BK	S	Pts.	Avg.
						FG	FGA	Pct.	FG	FGA	Pct.				OR	DR	TOT	Avg.								
32	McDaniels, K.J.	3	3	78	26.0	13	24	.542	5	10	.500	2	4	.500	4	11	15	5.0	7	0	2	9	4	5	33	11.0
24	Jennings, Milton	3	3	89	29.7	11	25	.440	5	12	.417	6	7	.857	6	10	16	5.3	11	1	7	2	4	4	33	11.0
03	Filer, Adonis	3	0	62	20.7	11	23	.478	3	8	.375	5	6	.833	3	11	14	4.7	5	0	3	2	0	2	30	10.0
31	Booker, Devin	3	3	85	28.3	11	25	.440	0	1	.000	4	7	.571	7	22	29	9.7	9	0	3	7	1	2	26	8.7
20	Roper, Jordan	3	0	41	13.7	6	14	.429	3	6	.500	0	0	.000	1	1	2	0.7	2	0	1	3	0	1	15	5.0
12	Hall, Rod	3	3	87	29.0	4	15	.267	0	0	.000	6	8	.750	1	0	1	0.3	2	0	11	4	0	0	14	4.7
21	Harrison, Damarcus	3	0	57	19.0	5	13	.385	2	4	.500	1	2	.500	1	7	8	2.7	2	0	1	3	2	1	13	4.3
33	Smith, Josh	2	0	10	5.0	2	2	1.000	0	0	.000	0	0	.000	0	2	2	1.0	1	0	0	2	0	0	4	2.0
22	Sullivan, Bernard	3	0	21	7.0	0	1	.000	0	0	.000	1	2	.500	0	1	1	0.3	2	0	0	0	0	0	1	0.3
02	Fields, Carson	2	0	2	1.0	0	1	.000	0	0	.000	0	0	.000	0	0	0	0.0	0	0	0	0	0	0	0	0.0
35	Nnoko, Landry	3	0	22	7.3	0	4	.000	0	0	.000	0	2	.000	5	2	7	2.3	5	0	0	0	1	0	0	0.0
TM TEAM.....														2	4	6	2.0	0				0				
Total.....		3				66	155	.426	20	47	.426	25	38	.658	30	76	106	35.3	49	1	31	33	12	17	177	59.0
Opponents.....		3				57	143	.399	11	42	.262	24	45	.533	24	63	87	29.0	44	-	29	33	4	13	149	49.7

Deadball Rebounds: Clemson 9, Opponents 7

# 2012-13 TEAM & INDIVIDUAL SUPERLATIVES

Category	Clemson Team High	Clemson Team Low
Total Points	92 vs. <b>The Citadel, 1/1/13</b>	40 vs. Duke, 1/8/13
1st Half Points	47 vs. <b>The Citadel, 1/1/13</b>	10 vs. Duke, 1/8/13; Virginia, 2/7/13
2nd Half Points	45 vs. Boston College, 2/2/13	25 vs. Gonzaga, 11/22/12; <b>25 vs. NC State, 2/10/13</b>
1st Half Field Goal %	63.3 vs. <b>The Citadel, 1/1/13</b>	12.0 vs. Duke, 1/8/13
2nd Half Field Goal %	76.9 vs. <b>Virginia, 1/12/13</b>	27.6 vs. Gonzaga, 11/22/12
Scoring Margin	+41 vs. <b>The Citadel, 1/1/13</b>	-37 vs. Virginia, 2/7/13
Field Goals Made	35 vs. <b>The Citadel, 1/1/13</b>	15 vs. Duke, 1/8/13
Field Goal Attempts	64 vs. NC State, 1/20/13	33 vs. <b>Virginia, 1/12/13</b>
Field Goal %	61.4 vs. <b>The Citadel, 1/1/13</b>	28.3 vs. Duke, 1/8/13
3-Pointers Made	12 vs. UTEP, 11/23/12	1 vs. Duke, 1/8/13; Virginia, 2/7/13
3-Point Attempts	25 vs. <b>SC State, 12/23/12</b>	6 vs. Furman, 11/16/12
3-Point % (min. 10 att.)	75.0 vs. UTEP, 11/23/12	5.9 vs. Virginia, 2/7/13
Free Throws Made	27 vs. South Carolina, 12/2/12	5 vs. NC State, 1/20/13
Free Throw Attempts	37 vs. South Carolina, 12/2/12	7 vs. NC State, 1/20/13
Free Throw % (min. 10 att.)	79.3 vs. <b>Virginia Tech, 1/27/13</b>	50.0 vs. <b>Georgia Tech, 1/29/13</b>
Rebounds	49 vs. <b>Florida A&amp;M, 12/15/12</b>	26 vs. <b>The Citadel, 1/1/13</b>
Offensive Rebounds	15 vs. many (3), last vs. Florida State, 1/24/13	4 vs. <b>Virginia, 1/12/13</b>
Rebound Margin	+17 vs. <b>Florida A&amp;M, 12/15/12</b>	-14 vs. <b>Purdue, 11/28/12</b>
Assists	22 vs. <b>SC State, 12/23/12</b>	3 vs. Duke, 1/8/13
Turnovers	19 vs. Virginia, 2/7/13	5 vs. <b>Purdue, 11/28/12</b>
Blocked Shots	12 vs. <b>Arizona, 12/8/12</b>	1 vs. Furman, 11/16/12; Coastal Carolina, 12/19/12
Steals	16 vs. <b>The Citadel, 1/1/13</b>	2 vs. many (3), last vs. <b>Virginia Tech, 1/27/13</b>
Fouls	25 vs. South Carolina, 12/2/12	9 vs. <b>SC State, 12/23/12</b>

Category	Opponent Team High	Opponent Team Low
Total Points	78 by Virginia, 2/7/13	41 by <b>SC State, 12/23/12</b>
1st Half Points	42 by <b>Purdue, 11/28/12</b>	15 by Georgia Tech, 2/14/13
2nd Half Points	45 by Boston College, 2/2/13	22 by UTEP, 11/23/12
1st Half Field Goal %	57.1 by <b>Purdue, 11/28/12</b>	17.2 by Georgia Tech, 2/14/13
2nd Half Field Goal %	72.0 by Duke, 1/8/13	24.2 by <b>Wake Forest, 1/15/13</b>
Field Goals Made	30 by Virginia, 2/7/13	15 by <b>Wake Forest, 1/15/13</b>
Field Goal Attempts	66 by <b>Florida A&amp;M, 12/15/12</b>	39 by Furman, 11/16/12
Field Goal %	57.8 by Boston College, 2/2/13	24.6 by <b>Wake Forest, 1/15/13</b>
3-Pointers Made	11 by Boston College, 2/2/13	2 by Furman, 11/16/12; Gonzaga, 11/22/12; <b>Wake Forest, 1/15/13</b>
3-Point Attempts	24 by Virginia, 2/7/13	8 by Furman, 11/16/12; UTEP, 11/23/12
3-Point % (min. 10 att.)	55.0 by Boston College, 2/2/13	18.2 by Gonzaga, 11/22/12
Free Throws Made	23 by <b>Virginia Tech, 1/27/13</b>	1 by <b>SC State, 12/23/12</b>
Free Throw Attempts	32 by <b>Virginia Tech, 1/27/13</b>	3 by <b>SC State, 12/23/12</b>
Free Throw % (min. 10 att.)	90.0 by Florida State, 1/24/13	42.9 by Duke, 1/8/13
Rebounds	44 by <b>Arizona, 12/8/12</b>	21 by Boston College, 2/2/13
Offensive Rebounds	20 by <b>Arizona, 12/8/12</b>	5 by Marist, 11/25/12; Boston College, 2/2/13; Virginia, 2/7/13
Assists	20 by Boston College, 2/2/13	3 by <b>Wake Forest, 1/15/13</b>
Turnovers	25 by <b>The Citadel, 1/1/13</b>	5 by <b>Virginia Tech, 1/27/13</b>
Blocked Shots	9 by Florida State, 1/24/13	0 by UTEP, 11/23/12; <b>Georgia Tech, 1/29/13</b>
Steals	13 by <b>Arizona, 12/8/12</b> ; Coastal Carolina, 12/19/12	2 by Furman, 11/16/12
Fouls	28 by South Carolina, 12/2/12	10 by <b>SC State, 12/23/12</b>

Category	Clemson Individual Best	Opponent Individual Best
Points	28 by <b>Milton Jennings vs. Virginia Tech, 1/27/13</b>	27 by Quinn Cook (Duke), 1/8/13
Field Goals Made	13 by Devin Booker vs. NC State, 1/20/13	12 by Quinn Cook (Duke), 1/8/13
Field Goal Attempts	18 by Devin Booker vs. NC State, 1/20/13	17 by Anthony Raffa (Coastal Carolina), 12/19/12 <b>Erick Green (Virginia Tech), 1/27/13</b>
Field Goal Perfection	7 by <b>Adonis Filer vs. The Citadel, 1/1/13</b>	2 by <b>Jacob Lawson (Purdue), 11/28/12</b> <b>Janel Jenkins (The Citadel), 1/1/13</b>
3-Pointers Made	5 by <b>Milton Jennings vs. Virginia, 1/12/13</b> <b>K.J. McDaniels vs. Virginia Tech, 1/27/13</b>	6 by many (3), last by Joe Rahon (Boston College), 2/2/13
3-Point Attempts	8 by <b>Milton Jennings vs. Virginia, 1/12/13</b> Milton Jennings vs. NC State, 1/20/13	11 by <b>D.J. Byrd (Purdue), 11/28/12</b>
3-Point Perfection	4 by K.J. McDaniels vs. UTEP, 11/23/12 <b>Adonis Filer vs. The Citadel, 1/1/13</b>	2 by <b>C.J. Harris (Wake Forest), 1/15/13</b>
Free Throws Made	16 by <b>Milton Jennings vs. Virginia Tech, 1/27/13</b>	11 by <b>Erick Green (Virginia Tech), 1/27/13</b>
Free Throw Attempts	18 by <b>Milton Jennings vs. Virginia Tech, 1/27/13</b>	14 by <b>Erick Green (Virginia Tech), 1/27/13</b>
Free Throw Perfection	4 by many (4), last by <b>Damarcus Harrison vs. Virginia Tech, 1/27/13</b>	6 by Devon Bookert (Florida State), 1/24/13 Lonnie Jackson (Boston College), 2/2/13
Rebounds	15 by Devin Booker vs. Duke, 1/8/13	13 by Mason Plumlee (Duke), 1/8/13
Offensive Rebounds	8 by Devin Booker vs. Duke, 1/8/13 Devin Booker vs. Boston College, 2/2/13	7 by <b>Solomon Hill (Arizona), 12/8/12</b>
Assists	10 by <b>Rod Hall vs. Florida A&amp;M, 12/15/12</b>	8 by Jontel Evans (Virginia), 2/7/13
Blocked Shots	7 by <b>K.J. McDaniels vs. Wake Forest, 1/15/13</b>	4 by Kiel Turpin (Florida State), 1/24/13 <b>C.J. Leslie (NC State), 2/10/13</b>
Steals	4 by many (3), last by <b>Damarcus Harrison, 1/29/13</b>	5 by <b>Nick Johnson (Arizona), 12/8/12</b>
Minutes	40 by <b>Milton Jennings vs. Virginia Tech, 1/27/13</b>	39 by <b>Khalif Toombs (SC State), 12/23/12</b>

**Note:** Clemson home games denoted in **bold**.



# TEAM & INDIVIDUAL SUPERLATIVES UNDER BRAD BROWNELL


Category	Clemson Team High	Clemson Team Low
Total Points	92 vs. <b>The Citadel, 1/1/13</b>	40 vs. Duke, 1/8/13
1st Half Points	47 vs. <b>The Citadel, 1/1/13</b>	10 vs. Duke, 1/8/13; Virginia, 2/7/13
2nd Half Points	53 vs. <b>Georgia Tech, 1/12/11</b>	21 vs. Seton Hall, 11/22/10
1st Half Field Goal %	64.3 vs. Wake Forest, 2/11/12	12.0 vs. Duke, 1/8/13
2nd Half Field Goal %	85.0 vs. <b>Georgia Tech, 1/12/11</b>	23.5 vs. Duke, 3/2/11
Scoring Margin	+41 vs. <b>The Citadel, 1/1/13</b>	-37 vs. Virginia, 2/7/13
Field Goals Made	35 vs. <b>The Citadel, 1/1/13</b>	15 vs. Duke, 1/8/13
Field Goal Attempts	73 vs. Florida State, 3/4/12	33 vs. <b>Virginia, 1/12/13</b>
Field Goal %	69.2 vs. <b>Georgia Tech, 1/12/11</b>	28.3 vs. Duke, 1/8/13
3-Pointers Made	12 vs. North Carolina, 3/12/11; UTEP, 11/23/12	0 vs. <b>Virginia Tech, 3/1/12</b>
3-Point Attempts	29 vs. many (3), last by <b>North Carolina, 2/12/11</b>	11 vs. <b>Wofford, 11/15/10</b> ; Miami, 2/20/11
3-Point % (min. 10 att.)	78.6 vs. <b>Georgia Tech, 1/12/11</b>	0.0 vs. <b>Virginia Tech, 3/1/12</b>
Free Throws Made	28 vs. <b>Florida State, 1/7/12</b>	4 vs. Iowa, 11/29/11
Free Throw Attempts	46 vs. <b>Western Carolina, 11/12/10</b>	10 vs. North Carolina, 1/18/11
Free Throw % (min. 10 att.)	87.5 vs. UAB, 3/15/11	50.0 vs. many (5), last vs. <b>Georgia Tech, 1/29/13</b>
Rebounds	47 vs. <b>North Carolina, 2/12/11</b>	19 vs. Virginia, 1/31/12
Offensive Rebounds	22 vs. Virginia Tech, 2/4/12	4 vs. Georgia Tech, 2/5/11; UAB, 3/15/11; <b>Virginia, 1/12/13</b>
Rebound Margin	+17 vs. <b>Florida A&amp;M, 12/15/12</b>	-15 vs. <b>The Citadel, 1/2/11</b> ; Virginia, 1/31/12
Assists	22 vs. <b>SC State, 12/23/12</b>	3 vs. Duke, 1/8/13
Turnovers	20 vs. <b>Georgia Tech, 1/12/11</b> ; Georgia Tech, 2/5/11	4 vs. Virginia, 1/31/12
Blocked Shots	12 vs. <b>Arizona, 12/8/12</b>	1 vs. many (7), last vs. Coastal Carolina, 12/19/12
Steals	16 vs. <b>The Citadel, 1/1/13</b>	2 vs. Iowa, 11/29/11; Virginia Tech, 2/4/12; Virginia Tech, 3/8/12
Fouls	25 vs. many (3), last vs. South Carolina, 12/2/12	9 vs. <b>Virginia, 2/14/12</b> ; <b>SC State, 12/23/12</b>

Category	Opponent Team High	Opponent Team Low
Total Points	92 by North Carolina, 3/12/11	37 by Georgia Tech, 2/21/12
1st Half Points	49 by Florida State, 3/4/12	15 by Georgia Tech, 2/14/13
2nd Half Points	47 by Florida State, 12/12/10	15 by <b>Gardner-Webb, 11/11/11</b>
1st Half Field Goal %	64.0 by Florida State, 3/4/12	17.2 by Georgia Tech, 2/14/13
2nd Half Field Goal %	72.0 by Duke, 1/8/13	23.8 by <b>Gardner-Webb, 11/11/11</b> ; Winthrop, 12/17/11
Field Goals Made	31 by North Carolina, 2/18/12	11 by <b>Savannah State, 12/17/10</b>
Field Goal Attempts	66 by Southern Illinois, 12/23/11	39 by Miami, 2/20/11; Furman, 11/16/12
Field Goal %	52.6 by <b>College of Charleston, 11/19/11</b>	22.9 by <b>Savannah State, 12/17/10</b>
3-Pointers Made	12 by UAB, 3/15/11	2 by many (9), last by <b>Wake Forest, 1/15/13</b>
3-Point Attempts	30 by <b>Boston College, 2/8/11</b>	9 by Furman, 11/16/12; UTEP, 11/23/12
3-Point % (min. 10 att.)	72.7 by <b>Maryland, 2/7/12</b>	9.5 by Seton Hall, 11/22/10
Free Throws Made	25 by West Virginia, 3/17/11	1 by <b>Virginia, 2/14/12</b> ; <b>SC State, 12/23/12</b>
Free Throw Attempts	35 by Maryland, 1/22/11	1 by <b>Virginia, 2/14/12</b>
Free Throw % (min. 10 att.)	91.7 by <b>Gardner-Webb, 11/11/11</b>	36.4 by Long Beach State, 11/19/10; Georgia Tech, 2/21/12
Rebounds	47 by <b>The Citadel, 1/2/11</b>	20 by <b>Delaware State, 12/27/10</b>
Offensive Rebounds	20 by <b>The Citadel, 1/2/11</b> ; <b>Arizona, 12/8/12</b>	1 by Boston College, 1/12/12
Assists	20 by Boston College, 2/2/13	5 by many (4), last by Furman, 11/16/12
Turnovers	25 by <b>The Citadel, 1/1/13</b>	5 by <b>Virginia Tech, 1/27/13</b>
Blocked Shots	9 by Florida State, 1/24/13	0 by many (7), last by <b>Georgia Tech, 1/29/13</b>
Steals	14 by <b>Virginia Tech, 3/5/11</b>	2 by NC State, 2/17/11
Fouls	32 by <b>Western Carolina, 11/12/10</b>	8 by <b>College of Charleston, 11/19/11</b>

Category	Clemson Individual Best	Opponent Individual Best
Points	29 by <b>Andre Young vs. Georgia Tech, 1/21/12</b>	40 by Harrison Barnes (North Carolina), 3/12/11
Field Goals Made	13 by Devin Booker vs. NC State, 1/20/13	12 by Harrison Barnes (North Carolina), 3/12/11 Quinn Cook (Duke), 1/8/13
Field Goal Attempts	20 by Demontez Stitt vs. North Carolina, 3/12/11	20 by <b>Reggie Jackson (Boston College), 2/8/11</b> Nolan Smith (Duke), 3/2/11
Field Goal Perfection	7 by <b>Adonis Filer vs. The Citadel, 1/1/13</b>	4 by <b>Trey Sumler (Western Carolina), 11/12/10</b> Dalton Pepper (West Virginia), 3/17/11
3-Pointers Made	7 by <b>Andre Young vs. Georgia Tech, 1/21/12</b>	6 by many (5), last by Joe Rahon (Boston College), 2/2/13
3-Point Attempts	11 by Andre Young vs. North Carolina, 1/18/11 Andre Young vs. Maryland, 1/22/11	12 by Zane Johnson (Hawaii), 12/25/11
3-Point Perfection	4 by K.J. McDaniel vs. UTEP, 11/23/12 <b>Adonis Filer vs. The Citadel, 1/1/13</b>	3 by many (4), last by <b>Sean Mosley (Maryland), 2/7/12</b>
Free Throws Made	16 by <b>Milton Jennings vs. Virginia Tech, 1/27/13</b>	12 by <b>Durand Scott (Miami (FL)), 1/8/11</b>
Free Throw Attempts	18 by <b>Milton Jennings vs. Virginia Tech, 1/27/13</b>	14 by <b>Erick Green (Virginia Tech), 1/27/13</b>
Free Throw Perfection	9 by Jerai Grant vs. College of Charleston, 12/22/10	8 by Erick Green (Virginia Tech), 3/8/12
Rebounds	15 by Devin Booker vs. Duke, 1/8/13	14 by <b>Miles Plumlee (Duke), 1/15/12</b>
Offensive Rebounds	8 by Devin Booker vs. Duke, 1/8/13 Devin Booker vs. Boston College, 2/2/13	7 by <b>Solomon Hill (Arizona), 12/8/12</b>
Assists	10 by <b>Rod Hall vs. Florida A&amp;M, 12/15/12</b>	13 by Kendall Marshall (North Carolina), 2/18/12
Blocked Shots	8 by <b>Jerai Grant vs. East Carolina, 12/29/10</b>	5 by many (4), last by <b>Damontre Harris (South Carolina), 12/4/11</b>
Steals	5 by <b>Tanner Smith vs. Gardner-Webb, 11/11/11</b>	5 by <b>Chris Singleton (Florida State), 1/29/11</b> <b>Nick Johnson (Arizona), 12/8/12</b>
Minutes	43 by ^Andre Young vs. Southern Illinois, 12/23/11 ^Tanner Smith vs. NC State, 2/25/12	43 by ^C.J. Williams (NC State), 2/25/12

**Bold** denotes a Clemson home game; ^ - denotes one overtime period.

# PLAYER BIO UPDATES




**#2 CARSON FIELDS**  
 Pewee Valley, KY • South Oldham HS  
 6-4 • 200 • G • Sophomore

- Preferred walk-on in his second year with the program.
- Played three minutes in the season opener against Presbyterian College and responded with a rebound and a steal in front of the home crowd.
- Played final minute of Clemson's road win over Furman, and in Old Spice Classic games against UTEP and Marist.
- Logged career-high eight minutes against Florida A&M and responded with an assist and steal.
- Played final four minutes of Clemson's game at Coastal Carolina.
- Played final four minutes against SC State and made a free throw inside the last 45 seconds for his first point of the season.
- Logged career-high eight minutes against The Citadel and tallied an assist and rebound.
- Scored a basket on an offensive rebound in three minutes at Virginia.

Fields' Career Highs	
Points:	2 vs. Florida State, 1/7/12; 2 vs. Virginia, 2/7/13
Field Goals Made:	1 vs. Florida State, 1/7/12; 2 vs. Virginia, 2/7/13
Field Goal Attempts:	2 vs. Florida A&M, 12/15/12; 2 vs. Virginia, 2/7/13
3-Pointers Made:	N/A
3-Point Attempts:	2 vs. The Citadel, 1/1/13
Free Throws Made:	1 vs. SC State, 12/23/12
Free Throw Attempts:	2 vs. Florida A&M, 12/15/12
Rebounds:	1 vs. many (5), last vs. Virginia, 2/7/13
Offensive Rebounds:	1 vs. SC State, 12/23/12; 1 vs. Virginia, 2/7/13
Assists:	1 vs. many (3), last vs. The Citadel, 1/1/13
Blocked Shots:	N/A
Steals:	1 vs. Presbyterian, 11/12/12; 1 vs. Florida A&M, 12/15/12
Minutes:	8 vs. Florida A&M, 12/15/12; 8 vs. The Citadel, 1/1/13

FIELDS GAME-BY-GAME																									
Opponent	Date	Sts	Min.	Field Goals			3-PT			FT	FTA	PCT	Rebounds			PF	DQ	A	TO	BK	S	Pts.	Avg.		
				FG	FGA	Pct.	FG	FGA	Pct.				OR	DR	TOT									Avg.	
PRESBYTERIAN	11/12/12		3	0	0	.000	0	0	.000	0	0	.000	0	1	1	1.0	0	0	0	0	0	1	0	0.0	
at Furman	11/16/12		1	0	0	.000	0	0	.000	0	0	.000	0	0	0	0.5	0	0	0	0	0	0	0	0.0	
vs Gonzaga	11/22/12		DNP																						
vs UTEP	11/23/12		1	0	0	.000	0	0	.000	0	0	.000	0	0	0	0.3	0	0	0	0	0	0	0	0.0	
vs MARIST	11/25/12		1	0	1	.000	0	0	.000	0	0	.000	0	0	0	0.3	0	0	0	0	0	0	0	0.0	
PURDUE	11/28/12		DNP																						
at South Carolina	12/2/12		DNP																						
ARIZONA	12/8/12		1	0	0	.000	0	0	.000	0	0	.000	0	0	0	0.2	1	0	0	0	0	0	0	0.0	
FLORIDA A&M	12/15/12		8	0	2	.000	0	1	.000	0	2	.000	0	0	0	0.2	3	0	1	2	0	1	0	0.0	
at Coastal Carolina	12/19/12		4	0	0	.000	0	0	.000	0	0	.000	0	0	0	0.1	0	0	0	0	0	0	0	0.0	
SC STATE	12/23/12		4	0	1	.000	0	1	.000	1	2	.500	1	0	1	0.3	1	0	0	0	0	0	1	0.1	
THE CITADEL	1/1/13		8	0	2	.000	0	2	.000	0	0	.000	0	1	1	0.3	1	0	1	0	0	0	0	0.1	
FLORIDA STATE	1/5/13		DNP																						
at Duke	01/08/13		1	0	0	.000	0	0	.000	0	0	.000	0	0	0	0.3	0	0	0	1	0	0	0	0.1	
VIRGINIA	1/12/13		DNP																						
WAKE FOREST	1/15/13		DNP																						
at NC State	1/20/13		DNP																						
at Florida State	1/24/13		DNP																						
VIRGINIA TECH	1/27/13		DNP																						
GEORGIA TECH	1/29/13		DNP																						
at Boston College	2/2/13		DNP																						
at Virginia	02/07/13		3	1	2	.500	0	1	.000	0	0	.000	1	0	1	0.4	1	0	0	0	0	0	2	0.3	
NC STATE	2/10/13		DNP																						
at Georgia Tech	2/14/13		DNP																						
<b>Totals</b>			<b>0</b>	<b>35</b>	<b>1</b>	<b>8</b>	<b>.125</b>	<b>0</b>	<b>5</b>	<b>.000</b>	<b>1</b>	<b>4</b>	<b>.250</b>	<b>2</b>	<b>2</b>	<b>4</b>	<b>0.4</b>	<b>7</b>	<b>0</b>	<b>2</b>	<b>3</b>	<b>0</b>	<b>2</b>	<b>3</b>	<b>0.3</b>

# PLAYER BIO UPDATES



**#3 ADONIS FILER**  
Chicago, IL • Notre Dame Prep (MA)  
6-2 • 190 • G • Freshman

- Played 21 minutes, most of Clemson's freshmen, in the opener against Presbyterian; scored seven points and added three assists.
- Tallied six points and two rebounds in 14 minutes at Furman.
- Averaged 10 points per game in the Old Spice Classic, helping the Tigers to wins over UTEP and Marist.
- Posted 10 against Gonzaga, eight in the second half.
- Scored eight of 10 in second half against both UTEP and Marist, hitting 5-of-6 free throws vs. the Miners and adding a season-best eight rebounds against the Red Foxes.
- Made 7-of-10 free throws and took a charge in Clemson's win over South Carolina.
- Posted 10 points in home loss to No. 8 Arizona; hit 3-of-8 shots and 4-of-6 from the line, while leading Clemson with two assists in 27 minutes off the bench.
- Played 23 minutes against Florida A&M and posted season-best 14 points in the Tiger victory; made 7-of-10 free throws in the game.
- Scored 21 points against The Citadel, most by a Tiger freshman since 2007-08; made all seven field goals, including 4-for-4 from three-point range.
- Earned first career start at Duke and posted six points and two steals in 22 minutes of action.
- Posted 13 points and made 4-of-6 field goals and 4-of-5 free throws in 26 minutes without a turnover in Jan. 15 win over Wake Forest.
- Scored six points in 23 minutes of play at Florida State.
- Had six points on 3-of-6 shooting, with three rebounds and a steal, in 12 minutes against Georgia Tech.
- Posted 10 points and made 2-of-4 from three at Boston College; added four steals in 22 minutes off the bench.

Filer's Career Highs	
Points:	21 vs. The Citadel, 1/1/13
Field Goals Made:	7 vs. The Citadel, 1/1/13
Field Goal Attempts:	12 vs. Gonzaga, 11/25/12
Field Goal %:	1.000 (7-7) vs. The Citadel, 1/1/13
3-Pointers Made:	4 vs. The Citadel, 1/1/13
3-Point Attempts:	5 vs. Gonzaga, 11/25/12
Free Throws Made:	7 vs. South Carolina, 12/2/12; 7 vs. Florida A&M, 12/15/12
Free Throw Attempts:	10 vs. South Carolina, 12/2/12; 10 vs. Florida A&M, 12/15/12
Rebounds:	8 vs. Marist, 11/25/12
Offensive Rebounds:	3 vs. Florida A&M, 12/15/12
Assists:	4 vs. SC State, 12/23/12; 4 vs. Boston College, 2/2/13
Blocked Shots:	1 vs. Boston College, 2/2/13
Steals:	3 vs. The Citadel, 1/1/13
Minutes:	29 vs. South Carolina, 12/2/12

FILER GAME-BY-GAME																								
Opponent	Date	Sts	Min.	Field Goals			3-PT			FT	FTA	PCT	Rebounds			PF	DQ	A	TO	BK	S	Pts.	Avg.	
				FG	FGA	Pct.	FG	FGA	Pct.				OR	DR	TOT									Avg.
PRESBYTERIAN	11/12/12	21	2	8	.250	2	4	.500	1	4	.250	1	1	2	2.0	2	0	3	0	0	7	7.0		
at Furman	11/16/12	14	2	8	.250	0	2	.000	2	3	.667	1	1	2	2.0	1	0	1	1	0	6	6.5		
vs Gonzaga	11/22/12	20	4	12	.333	2	5	.400	0	0	.000	1	1	2	2.0	1	0	1	0	0	10	7.7		
vs UTEP	11/23/12	17	2	4	.500	1	2	.500	5	6	.833	1	3	4	2.5	2	0	1	1	0	10	8.3		
vs MARIIST	11/25/12	25	5	7	.714	0	1	.000	0	0	.000	1	7	8	3.6	2	0	1	1	0	10	8.6		
PURDUE	11/28/12	26	1	4	.250	1	2	.500	0	0	.000	1	1	2	3.3	4	0	3	1	0	1	3	7.7	
at South Carolina	12/2/12	29	0	3	.000	0	1	.000	7	10	.700	1	2	3	3.3	4	0	2	3	0	1	7	7.6	
ARIZONA	12/8/12	27	3	8	.375	0	1	.000	4	6	.667	0	4	4	3.4	1	0	2	1	0	1	10	7.9	
FLORIDA A&M	12/15/12	23	3	7	.429	1	3	.333	7	10	.700	3	1	4	3.4	3	0	1	1	0	1	14	8.6	
at Coastal Carolina	12/19/12	17	1	5	.200	0	2	.000	0	0	.000	1	1	2	3.3	0	0	1	1	0	1	2	7.9	
SC STATE	12/23/12	19	2	5	.400	1	3	.333	3	5	.600	1	3	4	3.4	2	0	4	2	0	1	8	7.9	
THE CITADEL	1/1/13	19	7	7	1.000	4	4	1.000	3	4	.750	0	1	1	3.2	1	0	1	1	0	3	21	9.0	
FLORIDA STATE	1/5/13	16	0	6	.000	0	3	.000	5	7	.714	1	0	1	3.0	3	0	1	2	0	0	5	8.7	
at Duke	01/08/13	*	22	2	4	.500	0	2	.000	2	2	1.000	0	1	1	2.9	2	0	0	3	0	2	6	8.5
VIRGINIA	1/12/13	*	28	0	2	.000	0	1	.000	2	3	.667	0	1	1	2.7	2	0	3	2	0	2	8.1	
WAKE FOREST	1/15/13		26	4	6	.667	1	2	.500	4	5	.800	0	2	2	2.7	0	0	1	0	0	1	13	8.4
at NC State	01/20/13		23	1	5	.200	0	1	.000	0	0	.000	1	3	4	2.8	2	0	3	0	0	1	2	8.0
at Florida State	01/24/13		23	2	6	.333	1	3	.333	1	2	.500	0	1	1	2.7	3	0	1	1	0	0	6	7.9
VIRGINIA TECH	1/27/13		11	0	4	.000	0	0	.000	0	0	.000	0	0	0	2.5	3	0	0	0	0	0	7.5	
GEORGIA TECH	1/29/13		12	3	6	.500	0	0	.000	0	0	.000	1	2	3	2.6	1	0	0	3	0	1	6	7.4
at Boston College	2/2/13		22	3	6	.500	2	4	.500	2	2	1.000	0	3	3	2.6	1	0	4	1	1	1	10	7.5
at Virginia	02/07/13		19	1	5	.200	0	2	.000	0	0	.000	0	0	0	2.5	2	0	2	0	0	2	2	7.3
NC STATE	2/10/13	*	15	0	2	.000	0	1	.000	0	0	.000	0	3	3	2.5	0	0	0	4	0	0	0	7.0
at Georgia Tech	2/14/13		11	0	2	.000	0	0	.000	0	0	.000	0	3	3	2.5	2	0	1	1	0	0	0	6.7
<b>Totals</b>		<b>3</b>	<b>485</b>	<b>48</b>	<b>132</b>	<b>.364</b>	<b>16</b>	<b>49</b>	<b>.327</b>	<b>48</b>	<b>69</b>	<b>.696</b>	<b>15</b>	<b>45</b>	<b>60</b>	<b>2.5</b>	<b>44</b>	<b>0</b>	<b>37</b>	<b>30</b>	<b>1</b>	<b>19</b>	<b>160</b>	<b>6.7</b>



# PLAYER BIO UPDATES



**#12 ROD HALL**  
 Augusta, GA • Lucy C. Laney HS  
 6-1 • 210 • G • Sophomore

- Solid in the season opener against Presbyterian, making 3-of-4 shots for six points and five assists in 23 minutes without a turnover.
- Played 28 minutes without a turnover at Furman and added nine points and six assists.
- Posted game-high eight assists in Clemson's rout of UTEP.
- Scored six points and had two assists in win over Marist.
- Tallied nine points in 29 minutes of Clemson's ACC/Big


Ten Challenge matchup with Purdue.

- Posted 15 points and drilled 9-of-12 free throws in road win over South Carolina.
- Made fifth career three-pointer (in six attempts) in home loss to No. 8 Arizona.
- Established career-high with 10 assists in Clemson's win over Florida A&M; also added six points and two rebounds in just 22 minutes of action.
- Posted nine points, four steals and three assists in 23 minutes against The Citadel.
- Recorded six points, four steals and three assists in 34 minutes against Florida State.
- Scored eight points and did not miss a shot or commit a turnover in 36 minutes against Virginia.
- Produced game-high seven assists and added five points and two steals in career-high tying 39 minutes of play versus Wake Forest.
- Posted season-best 16 points at NC State; made career-high seven field goals in 33 minutes of play.
- Notched game-high six assists at Florida State on Jan. 24.
- Produced five assists and nailed a three-pointer in win over Virginia Tech at home.
- Had first slam dunk of the season in the second half on a fast break feed from Damarcus Harrison against Georgia Tech on Jan. 29.
- Came off the bench for first time this season against NC State and posted six points and four rebounds in 28 minutes.
- Scored nine points and added two steals and zero turnovers in 29 minutes of play at Georgia Tech.

Hall's Career Highs	
Points:	18 vs. Southern Illinois, 12/23/11
Field Goals Made:	7 vs. NC State, 1/20/13
Field Goal Attempts:	13 vs. NC State, 1/20/13
Field Goal %:	.500 (3-6) vs. Iowa, 11/29/11; .500 (5-10) vs. Southern Illinois, 12/23/11
3-Pointers Made:	1 vs. many (6), last vs. Virginia Tech, 1/27/13
3-Point Attempts:	1 vs. many (9), last vs. Virginia Tech, 1/27/13
Free Throws Made:	9 vs. South Carolina, 12/2/12
Free Throw Attempts:	12 vs. South Carolina, 12/2/12
Rebounds:	6 vs. Virginia, 2/7/13
Offensive Rebounds:	4 vs. UTEP, 12/22/11
Assists:	10 vs. Florida A&M, 12/15/12
Blocked Shots:	1 vs. many (3), last vs. Wake Forest, 1/15/13
Steals:	4 vs. The Citadel, 1/1/13; 4 vs. Florida State, 1/5/13
Minutes:	39 vs. Southern Illinois, 12/23/11; 39 vs. Wake Forest, 1/15/13

HALL GAME-BY-GAME																									
Opponent	Date	Sts	Min.	Field Goals			3-PT			FT	FTA	PCT	Rebounds			PF	DQ	A	TO	BK	S	Pts.	Avg.		
				FG	FGA	Pct.	FG	FGA	Pct.				OR	DR	TOT									Avg.	
PRESBYTERIAN	11/12/12	*	23	3	4	.750	0	0	.000	0	0	.000	1	1	2	2.0	1	0	5	0	1	1	6	6.0	
at Furman	11/16/12	*	28	4	6	.667	0	0	.000	1	3	.333	0	2	2	2.0	2	0	6	0	0	0	9	7.5	
vs Gonzaga	11/22/12	*	28	1	5	.200	0	0	.000	1	2	.500	1	0	1	1.7	0	0	1	1	0	0	3	6.0	
vs UTEP	11/23/12	*	31	2	7	.286	0	0	.000	1	2	.500	0	0	0	1.3	1	0	8	2	0	0	5	5.8	
vs MARIST	11/25/12	*	28	1	3	.333	0	0	.000	4	4	1.000	0	0	0	1.0	1	0	2	1	0	0	6	5.8	
PURDUE	11/28/12	*	29	3	6	.500	0	0	.000	3	7	.429	0	0	0	0.8	2	0	1	1	0	0	9	6.3	
at South Carolina	12/2/12	*	33	3	5	.600	0	0	.000	9	12	.750	0	4	4	1.3	2	0	4	3	0	2	15	7.6	
ARIZONA	12/8/12	*	25	2	6	.333	1	1	1.000	0	0	.000	1	3	4	1.6	2	0	1	5	0	0	5	7.3	
FLORIDA A&M	12/15/12	*	22	3	3	1.000	0	0	.000	0	0	.000	0	2	2	1.7	1	0	10	2	0	1	6	7.1	
at Coastal Carolina	12/19/12	*	28	0	4	.000	0	1	.000	0	0	.000	1	4	5	2.0	2	0	2	2	0	0	0	6.4	
SC STATE	12/23/12	*	20	3	3	1.000	0	0	.000	0	0	.000	0	0	0	1.8	1	0	6	0	0	2	6	6.4	
THE CITADEL	1/1/13	*	23	4	8	.500	0	0	.000	1	1	1.000	0	2	2	1.8	0	0	3	1	0	4	9	6.6	
FLORIDA STATE	1/5/13	*	34	2	6	.333	0	0	.000	2	2	1.000	1	3	4	2.0	1	0	3	1	0	4	6	6.5	
at Duke	01/08/13	*	31	1	2	.500	0	0	.000	0	2	.000	0	1	1	1.9	3	0	1	3	0	0	2	6.2	
VIRGINIA	1/12/13	*	36	4	4	1.000	0	0	.000	0	0	.000	0	0	0	1.8	1	0	2	0	0	0	8	6.3	
WAKE FOREST	1/15/13	*	39	2	5	.400	0	0	.000	1	1	1.000	0	2	2	1.8	1	0	7	4	1	2	5	6.3	
at NC State	01/20/13	*	33	7	13	.538	0	0	.000	2	3	.667	3	0	3	1.9	2	0	2	2	0	0	16	6.8	
at Florida State	01/24/13	*	31	2	8	.250	0	1	.000	1	2	.500	0	4	4	2.0	1	0	6	1	0	1	5	6.7	
VIRGINIA TECH	1/27/13	*	31	2	6	.333	1	1	1.000	0	0	.000	1	3	4	2.1	4	0	5	3	0	0	5	6.6	
GEORGIA TECH	1/29/13	*	35	2	2	1.000	0	0	.000	0	0	.000	0	2	2	2.1	2	0	4	2	0	2	4	6.5	
at Boston College	2/2/13	*	24	1	3	.333	0	0	.000	1	1	1.000	0	3	3	2.1	1	0	1	4	0	0	3	6.3	
at Virginia	02/07/13	*	27	1	4	.250	0	1	.000	0	1	.000	0	6	6	2.3	0	0	0	3	0	1	2	6.1	
NC STATE	2/10/13	*	28	2	5	.400	0	0	.000	2	2	1.000	0	4	4	2.4	1	0	1	2	0	1	6	6.1	
at Georgia Tech	2/14/13	*	29	4	10	.400	0	1	.000	1	6	.167	1	2	3	2.4	2	0	2	0	0	2	9	6.3	
<b>Totals</b>			<b>23</b>	<b>696</b>	<b>59</b>	<b>128</b>	<b>.461</b>	<b>2</b>	<b>6</b>	<b>.333</b>	<b>30</b>	<b>51</b>	<b>.588</b>	<b>10</b>	<b>48</b>	<b>58</b>	<b>2.4</b>	<b>34</b>	<b>0</b>	<b>83</b>	<b>43</b>	<b>2</b>	<b>23</b>	<b>150</b>	<b>6.3</b>

# PLAYER BIO UPDATES



**#20 JORDAN ROPER**  
Columbia, SC • Irmo HS  
5-11 • 165 • G • Freshman

- Only freshmen to reach double figures in his first career outing, he made 5-of-7 field goals for 11 total points in the opener against Presbyterian.
- Played 17 minutes and had two rebounds at Furman.
- Scored eight points and made 3-of-6 shots against No. 16/17 Gonzaga, including two long-range makes.
- Tallied four points and a steal in win over Marist.
- Made a field goal and free throw in 16 minutes against


Purdue, with a steal.

- Scored five in Homecoming trip to South Carolina; included a steal and dunk in second half.
- Made first career start against Florida A&M and was outstanding with 16 points to lead the Tigers; made 4-of-5 from long range and collected three steals as well.
- Played well at Coastal Carolina, contributing 12 points and three steals in 29 minutes of action.
- Scored 13 points on 6-of-10 shooting against The Citadel, while adding two steals and two assists in 30 minutes.
- Posted 11 points in 23 minutes in his first ACC game at home versus Florida State.
- Scored six and added three steals at Duke.
- Did not play against Virginia due to a sprained ankle suffered on Friday, Jan. 11.
- Returned to action to play 14 minutes against Wake Forest and made 3-of-4 from three for nine points, with three rebounds.
- Posted five points against Virginia Tech on Jan. 27 and grabbed a pair of rebounds in 17 minutes.
- Scored four points, including two off a steal and slam dunk, in Jan. 29 win over Georgia Tech.
- Produced 11 points off the bench at Boston College, which included a 3-for-7 performance behind the arc.
- Posted eight points in 25 minutes off the bench at Virginia.
- Scored game-high 17 points against NC State in first career ACC start; made 6-of-12 shots, including 3-of-4 from long distance in season-high 32 minutes.
- Nailed 2-of-3 from downtown and added two assists in 31 minutes at Georgia Tech.

Roper's Career Highs	
Points:	17 vs. NC State, 2/10/13
Field Goals Made:	6 vs. many (3), last vs. NC State, 2/10/13
Field Goal Attempts:	12 vs. NC State, 2/10/13
Field Goal %:	.750 (6-8) vs. Florida A&M, 12/15/12
3-Pointers Made:	4 vs. Florida A&M, 12/15/12
3-Point Attempts:	5 vs. Florida A&M, 12/15/12
Free Throws Made:	4 vs. Coastal Carolina, 12/19/12; 4 vs. Duke, 1/8/13
Free Throw Attempts:	6 vs. Coastal Carolina, 12/19/12
Rebounds:	3 vs. Wake Forest, 1/15/13
Offensive Rebounds:	2 vs. Furman, 11/16/12
Assists:	2 vs. many (4), last vs. NC State, 2/10/13
Blocked Shots:	1 vs. The Citadel, 1/1/13
Steals:	3 vs. many (4), last vs. NC State, 2/10/13
Minutes:	32 vs. NC State, 2/10/13

ROPER GAME-BY-GAME																								
Opponent	Date	Sts	Min.	Field Goals			3-PT			FT	FTA	PCT	Rebounds			PF	DQ	A	TO	BK	S	Pts.	Avg.	
				FG	FGA	Pct.	FG	FGA	Pct.				OR	DR	TOT									Avg.
PRESBYTERIAN	11/12/12	16	5	7	.714	1	3	.333	0	0	.000	0	1	1	1.0	1	0	0	2	0	1	11	11.0	
at Furman	11/16/12	17	0	1	.000	0	0	.000	0	0	.000	2	0	2	1.5	1	0	1	0	0	0	5	5.5	
vs Gonzaga	11/22/12	20	3	6	.500	2	3	.667	0	0	.000	0	1	1	1.3	1	0	1	1	0	0	8	6.3	
vs UTEP	11/23/12	10	1	3	.333	1	1	1.000	0	0	.000	0	0	0	1.0	1	0	0	0	0	0	3	5.5	
vs MARIST	11/25/12	11	2	5	.400	0	2	.000	0	0	.000	1	0	1	1.0	0	0	0	2	0	1	4	5.2	
PURDUE	11/28/12	16	1	4	.250	0	3	.000	1	2	.500	0	2	2	1.2	1	0	0	0	0	1	3	4.8	
at South Carolina	12/2/12	16	2	5	.400	1	2	.500	0	0	.000	0	0	0	1.0	0	0	1	0	0	1	5	4.9	
ARIZONA	12/8/12	13	1	4	.250	0	0	.000	0	0	.000	0	0	0	0.9	1	0	1	1	0	0	2	4.5	
FLORIDA A&M	12/15/12	* 30	6	8	.750	4	5	.800	0	0	.000	0	2	2	1.0	0	0	1	1	0	3	16	5.8	
at Coastal Carolina	12/19/12	* 29	3	7	.429	2	4	.500	4	6	.667	1	1	2	1.1	1	0	2	3	0	3	12	6.4	
SC STATE	12/23/12	* 27	0	7	.000	0	3	.000	1	2	.500	0	1	1	1.1	1	0	0	0	0	1	1	5.9	
THE CITADEL	1/1/13	* 30	6	10	.600	1	2	.500	0	0	.000	0	2	2	1.2	1	0	2	0	1	2	13	6.5	
FLORIDA STATE	1/5/13	23	3	9	.333	2	6	.333	3	4	.750	0	2	2	1.2	1	0	0	0	0	1	11	6.8	
at Duke	01/08/13	23	1	9	.111	0	3	.000	4	4	1.000	0	0	0	1.1	0	0	1	0	0	3	6	6.8	
VIRGINIA	1/12/13	DNP																						
WAKE FOREST	1/15/13	14	3	5	.600	3	4	.750	0	0	.000	1	2	3	1.3	1	0	0	1	0	0	9	6.9	
at NC State	01/20/13	12	0	2	.000	0	1	.000	2	2	1.000	0	0	0	1.2	1	0	0	0	0	0	2	6.6	
at Florida State	01/24/13	16	1	6	.167	0	2	.000	0	0	.000	0	1	1	1.2	1	0	2	0	0	0	2	6.4	
VIRGINIA TECH	1/27/13	17	2	5	.400	1	3	.333	0	0	.000	1	1	2	1.2	4	0	0	1	0	0	5	6.3	
GEORGIA TECH	1/29/13	6	2	3	.667	0	1	.000	0	0	.000	0	0	0	1.2	0	0	0	2	0	1	4	6.2	
at Boston College	2/2/13	23	4	10	.400	3	7	.429	0	0	.000	1	1	2	1.2	3	0	1	0	0	1	11	6.4	
at Virginia	02/07/13	25	3	10	.300	0	3	.000	2	4	.500	0	1	1	1.2	0	0	1	1	0	0	8	6.5	
NC STATE	2/10/13	* 32	6	12	.500	3	4	.750	2	4	.500	0	0	0	1.1	2	0	2	1	0	3	17	7.0	
at Georgia Tech	2/14/13	* 31	2	5	.400	2	3	.667	0	0	.000	1	1	2	1.2	0	0	2	1	0	0	6	6.9	
<b>Totals</b>		<b>6</b>	<b>457</b>	<b>57</b>	<b>143</b>	<b>.399</b>	<b>26</b>	<b>65</b>	<b>.400</b>	<b>19</b>	<b>28</b>	<b>.679</b>	<b>8</b>	<b>19</b>	<b>27</b>	<b>1.2</b>	<b>22</b>	<b>0</b>	<b>18</b>	<b>17</b>	<b>1</b>	<b>22</b>	<b>159</b>	<b>6.9</b>

# PLAYER BIO UPDATES



**#21 DAMARCUS HARRISON**  
Greenwood, SC • Brigham Young University  
6-4 • 200 • G • Sophomore

- Transfer from BYU who was granted immediate eligibility after Clemson filed a waiver on his behalf when his Mormon mission was delayed.
- Played 20 minutes in his first appearance in a Clemson uniform against Presbyterian, tallying eight points, four rebounds and two blocked shots.
- Posted 10 points on 5-of-8 shooting at Furman.
- Tallied six points and four rebounds in 19 minutes of play,

with a blocked shot, against Marist in the Old Spice Classic.

- Had eight points and five rebounds at South Carolina; hit key three-pointer with 3:47 left to keep the Tigers comfortably ahead.
- Earned first career start against No. 8 Arizona and played 22 minutes.
- Grabbed career-high eight rebounds in win over Florida A&M.
- Posted career-highs in assists (6) and steals (3), to go along with 15 points, in 28 minutes of play against SC State on Dec. 23.
- Scored 10 points and added three assists and a pair of steals in 26 minutes against The Citadel in his second starting assignment.
- Had five second-half points to thwart a Virginia run in Clemson's Jan. 12 win over the Cavaliers.
- Played 27 minutes at NC State and produced three rebounds and two steals, along with solid defense on the Wolfpack perimeter players.
- Scored four points at Florida State, all in the second half.
- Produced season-best outing against Virginia Tech on Jan. 27; made 6-of-10 shots, including 3-of-7 from three, and 4-for-4 at the free throw stripe for total of 19 points; hit pair of late three-pointers to help thwart a surging Hokies team in the second half.
- Followed that with an eight-point, four-steal performance two days later against Georgia Tech.

Harrison's Career Highs	
Points:	19 vs. Virginia Tech, 1/27/13
Field Goals Made:	6 vs. SC State, 12/23/12; 6 vs. Virginia Tech, 1/27/13
Field Goal Attempts:	11 vs. SC State, 12/23/12
3-Pointers Made:	3 vs. many (3), last vs. Virginia Tech, 1/27/13
3-Point Attempts:	7 vs. SC State, 12/23/12; 7 vs. Virginia Tech, 1/27/13
Free Throws Made:	4 vs. Virginia Tech, 1/27/13; 4 vs. Virginia, 2/7/13
Free Throw Attempts:	4 vs. Virginia Tech, 1/27/13; 4 vs. Virginia, 2/7/13
Rebounds:	8 vs. Florida A&M, 12/15/12
Offensive Rebounds:	3 vs. Coastal Carolina, 12/19/12
Assists:	6 vs. SC State, 12/23/12
Blocked Shots:	2 vs. Presbyterian, 11/12/12
Steals:	4 vs. Georgia Tech, 1/29/13
Minutes:	34 vs. Virginia Tech, 1/27/13; 34 vs. Georgia Tech, 1/29/13

HARRISON GAME-BY-GAME																									
Opponent	Date	Sts	Min.	Field Goals			3-PT			FT	FTA	PCT	Rebounds				PF	DQ	A	TO	BK	S	Pts.	Avg.	
				FG	FGA	Pct.	FG	FGA	Pct.				OR	DR	TOT	Avg.									
PRESBYTERIAN	11/12/12		20	4	9	.444	0	3	.000	0	0	.000	1	3	4	4.0	0	0	1	0	2	1	8	8.0	
at Furman	11/16/12		18	5	8	.625	0	1	.000	0	0	.000	0	4	4	4.0	0	0	2	0	0	2	10	9.0	
vs Gonzaga	11/22/12		22	2	7	.286	1	3	.333	0	0	.000	0	1	1	3.0	1	0	1	0	0	1	5	7.7	
vs UTEP	11/23/12		16	1	2	.500	0	0	.000	0	0	.000	0	3	3	3.0	1	0	0	2	1	0	2	6.3	
vs MARIST	11/25/12		19	2	4	.500	1	1	1.000	1	2	.500	1	3	4	3.2	0	0	0	1	1	0	6	6.2	
PURDUE	11/28/12		18	2	9	.222	0	5	.000	0	0	.000	1	1	2	3.0	5	1	1	0	0	0	4	5.8	
at South Carolina	12/2/12		16	3	5	.600	1	3	.333	1	2	.500	0	5	5	3.3	5	1	0	2	0	0	8	6.1	
ARIZONA	12/8/12	*	22	1	4	.250	0	1	.000	1	2	.500	0	1	1	3.0	0	0	1	0	0	1	3	5.8	
FLORIDA A&M	12/15/12		17	1	5	.200	0	2	.000	2	3	.667	0	8	8	3.6	0	0	1	2	1	1	4	5.6	
at Coastal Carolina	12/19/12		15	0	4	.000	0	3	.000	0	0	.000	3	1	4	3.6	1	0	1	1	1	1	0	5.0	
SC STATE	12/23/12		28	6	11	.545	3	7	.429	0	0	.000	2	2	4	3.6	1	0	6	1	0	3	15	5.9	
THE CITADEL	1/1/13	*	26	4	6	.667	0	2	.000	2	2	1.000	0	1	1	3.4	4	0	3	1	0	2	10	6.3	
FLORIDA STATE	1/5/13	*	17	0	4	.000	0	1	.000	0	0	.000	0	1	1	3.2	1	0	1	1	0	1	0	5.8	
at Duke	01/08/13		18	1	6	.167	0	1	.000	0	0	.000	0	0	0	3.0	1	0	0	0	0	0	2	5.5	
VIRGINIA	1/12/13		25	2	3	.667	1	1	1.000	0	0	.000	0	2	2	2.9	1	0	2	2	0	1	5	5.5	
WAKE FOREST	1/15/13	*	10	1	4	.250	0	1	.000	0	0	.000	0	0	0	2.8	3	0	0	2	0	0	2	5.3	
at NC State	01/20/13	*	27	0	6	.000	0	3	.000	0	0	.000	1	2	3	2.8	1	0	0	1	0	2	0	4.9	
at Florida State	01/24/13	*	18	2	5	.400	0	1	.000	0	0	.000	1	1	2	2.7	0	0	1	1	0	0	4	4.9	
VIRGINIA TECH	1/27/13	*	34	6	10	.600	3	7	.429	4	4	1.000	0	1	1	2.6	2	0	2	1	0	0	19	5.6	
GEORGIA TECH	1/29/13	*	34	3	6	.500	2	4	.500	0	1	.000	0	2	2	2.6	1	0	3	3	0	4	8	5.8	
at Boston College	2/2/13	*	25	1	6	.167	1	3	.333	0	0	.000	1	3	4	2.7	1	0	1	1	0	0	3	5.6	
at Virginia	02/07/13	*	24	1	5	.200	0	3	.000	4	4	1.000	1	3	4	2.7	2	0	0	2	0	0	1	6	5.6
NC STATE	2/10/13		8	2	5	.400	0	1	.000	0	0	.000	0	2	2	2.7	0	0	0	0	0	0	4	5.6	
at Georgia Tech	2/14/13	*	17	1	4	.250	0	2	.000	0	0	.000	0	2	2	2.7	3	0	1	0	0	0	2	5.4	
<b>Totals</b>			<b>11</b>	<b>494</b>	<b>51</b>	<b>138</b>	<b>.370</b>	<b>13</b>	<b>59</b>	<b>.220</b>	<b>15</b>	<b>20</b>	<b>.750</b>	<b>12</b>	<b>52</b>	<b>64</b>	<b>2.7</b>	<b>34</b>	<b>2</b>	<b>28</b>	<b>24</b>	<b>6</b>	<b>21</b>	<b>130</b>	<b>5.4</b>



# PLAYER BIO UPDATES



**#22 BERNARD SULLIVAN**  
 Gastonia, NC • Davidson Day School  
 6-7 • 230 • F • Sophomore

- Came off the bench to play 18 minutes in the season opener against Presbyterian, posting five points and four rebounds versus the Blue Hose.
- Grabbed three offensive rebounds and chipped in six points in 20 minutes of play at Furman.
- Earned first career start against Purdue and played 14 minutes, with two rebounds and a steal.
- Posted a blocked shot and steal in 20 minutes at rival


South Carolina.

- Did not play against No. 8 Arizona due to a concussion sustained in the win over South Carolina, but was cleared to play against Florida A&M.
- Returned from concussion to play 13 minutes against Florida A&M, where he grabbed three rebounds and scored four on a pair of 15-foot jumpers.
- Grabbed season-high six rebounds in 15 minutes against SC State.
- Posted six points and three rebounds in 18 minutes versus The Citadel; was 4-for-4 on free throws against the Bulldogs.
- Played 15 minutes against Wake Forest and grabbed a pair of rebounds.
- Scored four points at Florida State in 10 minutes, including a pair at the free throw line in the second half.
- Played nine minutes against Georgia Tech on Jan. 29 and responded with season-high seven points; made first career three-pointer in first half and had emphatic follow dunk in the second to provide some key plays.
- Scored three at Boston College in seven minutes of action.
- Made a baseline jumper in seven minutes of play at Virginia.
- Produced five points on 2-of-4 shooting against NC State in 10 minutes of play.
- Blocked a pair of shots in eight minutes at Georgia Tech.

Sullivan's Career Highs	
Points:	7 vs. Virginia Tech, 2/4/12; 7 vs. Georgia Tech, 1/29/13
Field Goals Made:	3 vs. many (3), last vs. Georgia Tech, 1/29/13
Field Goal Attempts:	7 vs. Furman, 11/16/12
Field Goal %:	.600 (3-5) vs. Georgia Tech, 1/29/13
3-Pointers Made:	1 vs. Georgia Tech, 1/29/13
3-Point Attempts:	1 vs. many (4), last vs. Georgia Tech, 1/29/13
Free Throws Made:	4 vs. The Citadel, 1/1/13
Free Throw Attempts:	4 vs. The Citadel, 1/1/13
Rebounds:	6 vs. SC State, 12/23/12
Offensive Rebounds:	3 vs. Furman, 11/16/12
Assists:	1 vs. many (4), last vs. Presbyterian, 11/12/12
Blocked Shots:	2 vs. Georgia Tech, 2/14/13
Steals:	2 vs. Florida A&M, 12/15/12
Minutes:	20 vs. many (3), last vs. South Carolina, 12/2/12

SULLIVAN GAME-BY-GAME																								
Opponent	Date	Sts	Min.	Field Goals			3-PT			FT	FTA	PCT	Rebounds			PF	DQ	A	TO	BK	S	Pts.	Avg.	
				FG	FGA	Pct.	FG	FGA	Pct.				OR	DR	TOT									Avg.
PRESBYTERIAN	11/12/12	18	1	2	.500	0	0	.000	3	3	1.000	1	3	4	4.0	0	0	1	0	1	0	5	5.0	
at Furman	11/16/12	20	3	7	.429	0	0	.000	0	0	.000	3	0	3	3.5	3	0	0	0	0	0	6	5.5	
vs Gonzaga	11/22/12	4	0	0	.000	0	0	.000	0	0	.000	0	1	1	2.7	1	0	0	0	0	0	0	3.7	
vs UTEP	11/23/12	8	0	1	.000	0	0	.000	0	0	.000	0	0	0	2.0	1	0	0	0	0	0	0	2.8	
vs MARIST	11/25/12	9	0	0	.000	0	0	.000	1	2	.500	0	0	0	1.6	0	0	0	0	0	0	1	2.4	
PURDUE	11/28/12	*	14	0	2	.000	0	0	.000	0	0	.000	0	2	2	1.7	2	0	0	1	0	1	2.0	
at South Carolina	12/2/12	*	20	0	1	.000	0	0	.000	0	0	.000	0	0	0	1.4	3	0	0	2	1	1	0	1.7
ARIZONA	12/8/12	DNP																						
FLORIDA A&M	12/15/12	13	2	2	1.000	0	0	.000	0	0	.000	1	2	3	1.6	0	0	0	1	0	2	4	2.0	
at Coastal Carolina	12/19/12	10	1	3	.333	0	0	.000	0	1	.000	0	0	0	1.4	0	0	0	0	0	0	2	2.0	
SC STATE	12/23/12	15	1	4	.250	0	0	.000	0	0	.000	1	5	6	1.9	0	0	0	0	0	1	2	2.0	
THE CITADEL	1/1/13	18	1	2	.500	0	0	.000	4	4	1.000	1	2	3	2.0	2	0	0	0	0	1	6	2.4	
FLORIDA STATE	1/5/13	3	0	0	.000	0	0	.000	0	2	.000	0	1	1	1.9	1	0	0	0	0	0	0	2.2	
at Duke	01/08/13	4	0	0	.000	0	0	.000	0	0	.000	0	0	0	1.8	0	0	0	0	0	0	0	2.0	
VIRGINIA	1/12/13	3	0	0	.000	0	0	.000	0	0	.000	0	1	1	1.7	1	0	0	1	0	0	0	1.9	
WAKE FOREST	1/15/13	15	0	1	.000	0	0	.000	0	0	.000	0	2	2	1.7	3	0	0	0	0	0	0	1.7	
at NC State	01/20/13	1	0	0	.000	0	0	.000	0	0	.000	0	0	0	1.6	0	0	0	0	0	0	0	1.6	
at Florida State	01/24/13	10	1	1	1.000	0	0	.000	2	2	1.000	1	0	1	1.6	2	0	0	0	0	0	4	1.8	
VIRGINIA TECH	1/27/13	DNP																						
GEORGIA TECH	1/29/13	9	3	5	.600	1	1	1.000	0	2	.000	1	2	3	1.7	1	0	0	1	0	0	7	2.1	
at Boston College	2/2/13	7	1	1	1.000	0	0	.000	1	1	1.000	0	0	0	1.6	1	0	0	1	0	0	3	2.1	
at Virginia	02/07/13	7	1	2	.500	0	0	.000	0	0	.000	0	1	1	1.6	0	0	0	1	0	0	2	2.1	
NC STATE	2/10/13	10	2	4	.500	0	0	.000	1	1	1.000	1	0	1	1.5	1	0	1	0	0	0	5	2.2	
at Georgia Tech	2/14/13	8	0	0	.000	0	0	.000	0	0	.000	0	2	2	1.5	0	0	0	0	2	0	0	2.1	
<b>Totals</b>		<b>2</b>	<b>226</b>	<b>17</b>	<b>38</b>	<b>.447</b>	<b>1</b>	<b>1</b>	<b>1.000</b>	<b>12</b>	<b>18</b>	<b>.667</b>	<b>10</b>	<b>24</b>	<b>34</b>	<b>1.5</b>	<b>22</b>	<b>0</b>	<b>2</b>	<b>8</b>	<b>4</b>	<b>6</b>	<b>47</b>	<b>2.1</b>

# PLAYER BIO UPDATES



**#24 MILTON JENNINGS**  
Summerville, SC • Pinewood Prep  
6-9 • 225 • F • Senior

- Led the Clemson team in points (15), rebounds (6) and steals (2) in the season opener against Presbyterian; scored seven straight points at one stretch of the game.
- Had six points and six rebounds at Furman.
- Named to the All-Tournament Team at the Old Spice Classic after averaging 11 points and 5.3 rebounds per game as the Tigers took two of three contests.
- Posted eight rebounds and five assists to lead Clemson in

both categories in the loss to No. 16/17 Gonzaga.

- Scored season-best 18 in the second round against UTEP, hitting a career-high four from long range.
- Posted nine points in just 22 minutes in win over Marist.
- Suspended for Purdue and South Carolina games, but returned to score team-high 15 points in loss to No. 8 Arizona.
- Grabbed season-high 11 rebounds in win over Florida A&M.
- Posted 15 points on 6-of-8 shooting in win over SC State; added four boards and two assists in 22 minutes.
- Totaled 10 points and made 3-of-5 from long range in 37 minutes against Florida State.
- Scored game-high 21 points and buried career-best 5-of-8 from three-point distance against Virginia; added 11 rebounds for first double-double of the season.
- Produced nine points, eight rebounds and four assists in career-high 39 minutes at NC State.
- Recorded career game against Virginia Tech on Jan. 27; made 6-of-12 field goals and 16-of-18 at the free throw line for a total of 28 points, his career-high; the 16 free throws made were most by any Clemson player since Butch Zatezalo in 1969; added career-high tying 14 rebounds and career-best four blocked shots and played all 40 minutes of the game for the first time ever.
- Posted nine points and game-high nine rebounds despite fouling out in 28 minutes versus Georgia Tech on Jan. 29.
- Scored 13 points and added five rebounds in 29 minutes at Boston College.
- Made 3-of-4 from long range and scored 12 points in win at Georgia Tech; blocked potential game-tying three-pointer as time expired to preserve win.

Jennings' Career Highs	
Points:	28 vs. Virginia Tech, 1/27/13
Field Goals Made:	7 vs. many (5), last vs. Virginia, 1/12/13
Field Goal Attempts:	14 vs. North Carolina, 2/12/11; 14 vs. Furman, 11/25/11
Field Goal %:	.857 (6-7) vs. Presbyterian, 11/12/12
3-Pointers Made:	5 vs. Virginia, 1/12/13
3-Point Attempts:	8 vs. Virginia, 1/12/13; 8 vs. NC State, 1/20/13
Free Throws Made:	16 vs. Virginia Tech, 1/27/13
Free Throw Attempts:	18 vs. Virginia Tech, 1/27/13
Rebounds:	14 vs. Furman, 11/25/11; 14 vs. Virginia Tech, 1/27/13
Offensive Rebounds:	5 vs. The Citadel, 1/2/11; 5 vs. Furman, 11/25/11
Assists:	5 vs. West Virginia, 3/17/11; 5 vs. Gonzaga, 11/22/12
Blocked Shots:	4 vs. Virginia Tech, 1/27/13
Steals:	3 vs. Presbyterian, 11/13/09; 3 vs. East Tennessee State, 1/1/12
Minutes:	40 vs. Virginia Tech, 1/27/13

JENNINGS GAME-BY-GAME																									
Opponent	Date	Sts	Min.	Field Goals			3-PT			FT	FTA	PCT	Rebounds			PF	DQ	A	TO	BK	S	Pts.	Avg.		
				FG	FGA	Pct.	FG	FGA	Pct.				OR	DR	TOT									Avg.	
PRESBYTERIAN	11/12/12	*	20	6	7	.857	1	2	.500	2	2	1.000	0	6	6	6.0	2	0	2	2	0	2	15	15.0	
at Furman	11/16/12	*	22	2	5	.400	1	1	1.000	1	2	.500	1	5	6	6.0	3	0	2	1	0	2	6	10.5	
vs Gonzaga	11/22/12	*	35	2	10	.200	0	5	.000	2	2	1.000	3	5	8	6.7	5	1	5	0	0	1	6	9.0	
vs UTEP	11/23/12	*	32	5	8	.625	4	5	.800	4	4	1.000	3	4	7	6.8	4	0	1	0	1	1	18	11.3	
vs MARIST	11/25/12	*	22	4	7	.571	1	2	.500	0	1	.000	0	1	1	5.6	2	0	1	2	3	2	9	10.8	
PURDUE	11/28/12		DNP																						
at South Carolina	12/2/12		DNP																						
ARIZONA	12/8/12	*	25	5	7	.714	3	4	.750	2	4	.500	0	3	3	5.2	3	0	0	2	2	2	15	11.5	
FLORIDA A&M	12/15/12	*	27	2	8	.250	0	4	.000	3	4	.750	4	7	11	6.0	0	0	3	1	1	0	7	10.9	
at Coastal Carolina	12/19/12	*	31	2	12	.167	1	6	.167	0	0	.000	2	3	5	5.9	3	0	2	5	0	1	5	10.1	
SC STATE	12/23/12	*	22	6	8	.750	2	4	.500	1	2	.500	2	2	4	5.7	1	0	2	1	1	1	15	10.7	
THE CITADEL	1/1/13	*	19	2	3	.667	1	1	1.000	0	2	.000	1	0	1	5.2	3	0	3	2	1	0	5	10.1	
FLORIDA STATE	1/5/13	*	37	3	6	.500	3	5	.600	1	2	.500	2	3	5	5.2	4	0	2	5	1	2	10	10.1	
at Duke	01/08/13	*	32	2	7	.286	1	3	.333	1	2	.500	1	5	6	5.3	1	0	1	0	0	0	6	9.8	
VIRGINIA	1/12/13	*	37	7	13	.538	5	8	.625	2	4	.500	2	9	11	5.7	3	0	3	2	1	1	21	10.6	
WAKE FOREST	1/15/13	*	21	2	5	.400	1	2	.500	0	0	.000	1	5	6	5.7	4	0	1	1	0	1	5	10.2	
at NC State	01/20/13	*	39	3	11	.273	3	8	.375	0	0	.000	0	8	8	5.9	4	0	4	1	1	0	9	10.1	
at Florida State	01/24/13	*	29	1	7	.143	0	3	.000	2	2	1.000	1	4	5	5.8	4	0	0	5	3	1	4	9.8	
VIRGINIA TECH	1/27/13	*	40	6	12	.500	0	3	.000	16	18	.889	3	11	14	6.3	2	0	1	4	4	0	28	10.8	
GEORGIA TECH	1/29/13	*	28	4	12	.333	1	5	.200	0	1	.000	1	8	9	6.4	5	1	1	4	1	1	9	10.7	
at Boston College	2/2/13	*	29	4	11	.364	2	4	.500	3	4	.750	0	5	5	6.4	5	1	1	2	1	1	13	10.8	
at Virginia	02/07/13	*	25	1	7	.143	0	3	.000	0	0	.000	1	2	3	6.2	1	0	1	5	0	0	2	10.4	
NC STATE	2/10/13	*	25	1	6	.167	1	5	.200	0	1	.000	0	8	8	6.3	4	0	3	3	3	1	3	10.0	
at Georgia Tech	2/14/13	*	30	4	7	.571	3	4	.750	1	2	.500	0	6	6	6.3	3	0	2	1	1	0	12	10.1	
<b>Totals</b>			<b>22</b>	<b>627</b>	<b>74</b>	<b>179</b>	<b>.413</b>	<b>34</b>	<b>87</b>	<b>.391</b>	<b>41</b>	<b>59</b>	<b>.695</b>	<b>28</b>	<b>110</b>	<b>138</b>	<b>6.3</b>	<b>66</b>	<b>3</b>	<b>41</b>	<b>49</b>	<b>25</b>	<b>20</b>	<b>223</b>	<b>10.1</b>

# PLAYER BIO UPDATES



**#31 DEVIN BOOKER**  
Whitmire, SC • Union County HS  
6-8 • 250 • F/C • Senior

- Played 23 minutes in the season opener against Presbyterian College and posted 11 points and five rebounds, to go along with a blocked shot and steal.
- Went over the 500-rebound mark of his career in the win over the Blue Hose.
- Led Clemson with 15 points at Furman, hitting 6-of-10 field goals including three dunks.
- Recorded double-double in the final game of the Old


Spice Classic, with 15 points and 13 rebounds against Marist.

- Posted six points and 10 rebounds, a game-high for the latter, in win over UTEP.
- Scored 18 points and added eight rebounds, both team-highs, in loss to Purdue; made 7-of-10 field goals and 3-of-4 from the free throw line.
- Had 13 points, eight rebounds, three steals and two blocks in 33 minutes at South Carolina.
- Posted six points, nine rebounds and career-high five blocked shots against No. 8 Arizona.
- Recorded 12 points on 6-of-8 shooting, with seven rebounds, against Florida A&M.
- Posted team-high 16 points and seven rebounds in road loss to Coastal Carolina, making 7-of-11 shots from the field.
- Scored 11 points and added team-high seven boards in only 22 minutes of Clemson's rout over SC State.
- Opened ACC play in fine fashion with a double-double; his 19 points were a high against any ACC team in his career; added 11 rebounds in 38 minutes.
- Posted second straight double-double in loss at Duke; collected career-high 15 rebounds and held Blue Devil standout Mason Plumlee to just eight points.
- Notched 15 points and nine rebounds in Jan. 12 win over Virginia; made career-high nine free throws in the game.
- Produced 12 points and added eight rebounds and two blocks in 36 minutes in win over Wake Forest; alley-oop dunk from Rod Hall in the second half was No. 7 on ESPN's top plays on SportsCenter.
- Scored game- and career-high 27 points at NC State; made 13 field goals, most by a Tiger post player since Elden Campbell in 1987.
- Despite a high fever, made 7-of-10 shots for 15 total points in 28 minutes at Florida State; added two blocks on the defensive end of the floor.
- Grabbed 10 rebounds in Jan. 27 win over Virginia Tech.
- Posted eight points, six rebounds and career-best four assists against Georgia Tech at home.
- Went over 1,000 career points in road loss at Boston College; posted double-double with 19 points and 10 rebounds.
- Posted game-high nine rebounds, six off the offensive glass, while adding seven points and two blocked shots at Virginia.
- Scored 10 points on 5-of-9 shooting and added six rebounds in Feb. 10 game against NC State.
- Produced 13 points, eight rebounds and three blocks in all but one minute of action at Georgia Tech.

Points:	27 vs. NC State, 1/20/13
Field Goals Made:	13 vs. NC State, 1/20/13
Field Goal Attempts:	18 vs. NC State, 1/20/13
Field Goal %:	(.800, 4-5) vs. many (4), last vs. Virginia Tech, 3/1/12
3-Pointers Made:	3 vs. The Citadel, 1/2/11
3-Point Attempts:	5 vs. Florida State, 1/29/11
Free Throws Made:	11 vs. Boston College, 2/2/13
Free Throw Attempts:	14 vs. Boston College, 2/2/13
Rebounds:	15 vs. Duke, 1/8/13
Offensive Rebounds:	8 vs. Duke, 1/8/13; 8 vs. Boston College, 2/2/13
Assists:	4 vs. Georgia Tech, 1/29/13
Blocked Shots:	5 vs. Arizona, 12/8/12
Steals:	3 vs. many (5), last vs. South Carolina, 12/2/12
Minutes:	40 vs. NC State, 2/25/12

Opponent	Date	Sts	Min.	Field Goals			3-PT			Rebounds			PF	DQ	A	TO	BK	S	Pts.	Avg.					
				FG	FGA	Pct.	FG	FGA	Pct.	FT	FTA	PCT									OR	DR	TOT	Avg.	
PRESBYTERIAN	11/12/12	*	23	5	7	.714	0	0	.000	1	3	.333	2	3	5	5.0	1	0	1	0	1	11	11.0		
at Furman	11/16/12	*	23	6	10	.600	0	0	.000	3	4	.750	2	1	3	4.0	3	0	0	2	0	0	15	13.0	
vs Gonzaga	11/22/12	*	19	1	3	.333	0	0	.000	3	5	.600	3	3	6	4.7	3	0	0	0	0	5	10.3		
vs UTEP	11/23/12	*	33	3	7	.429	0	1	.000	0	0	.000	2	8	10	6.0	4	0	2	5	1	6	9.3		
vs MARIST	11/25/12	*	33	7	15	.467	0	0	.000	1	2	.500	2	11	13	7.4	2	0	1	2	0	1	15	10.4	
PURDUE	11/28/12	*	36	7	10	.700	1	1	1.000	3	4	.750	5	3	8	7.5	1	0	0	1	0	1	18	11.7	
at South Carolina	12/2/12	*	33	5	8	.625	0	1	.000	3	4	.750	4	4	8	7.6	3	0	0	2	2	3	13	11.9	
ARIZONA	12/8/12	*	37	3	8	.375	0	0	.000	0	3	.000	5	4	9	7.8	2	0	0	3	5	0	6	11.1	
FLORIDA A&M	12/15/12	*	21	6	8	.750	0	0	.000	0	0	.000	1	6	7	7.7	2	0	2	2	1	0	12	11.2	
at Coastal Carolina	12/19/12	*	34	7	11	.636	0	0	.000	2	5	.400	5	2	7	7.6	3	0	1	5	0	0	16	11.7	
SC STATE	12/23/12	*	22	5	9	.556	0	1	.000	1	3	.333	1	6	7	7.5	1	0	2	0	1	1	11	11.6	
THE CITADEL	1/1/13	*	17	4	5	.800	0	0	.000	0	0	.000	1	3	4	7.3	1	0	1	0	0	1	8	11.3	
FLORIDA STATE	1/5/13	*	38	8	11	.727	0	1	.000	3	7	.429	5	6	11	7.5	3	0	1	1	0	1	19	11.9	
at Duke	01/08/13	*	36	5	13	.385	0	0	.000	2	2	1.000	8	7	15	8.1	0	0	0	1	2	1	12	11.9	
VIRGINIA	1/12/13	*	36	3	10	.300	0	0	.000	9	12	.750	1	8	9	8.1	3	0	1	3	2	0	15	12.1	
WAKE FOREST	1/15/13	*	36	4	9	.444	0	0	.000	4	5	.800	2	6	8	8.1	2	0	0	1	2	0	12	12.1	
at NC State	01/20/13	*	39	13	18	.722	0	0	.000	1	2	.500	3	3	6	8.0	2	0	1	2	0	1	27	13.0	
at Florida State	01/24/13	*	28	7	10	.700	0	1	.000	1	3	.333	0	4	4	7.8	4	0	0	1	2	0	15	13.1	
VIRGINIA TECH	1/27/13	*	38	0	3	.000	0	0	.000	3	7	.429	3	7	10	7.9	3	0	2	0	3	0	3	12.6	
GEORGIA TECH	1/29/13	*	33	3	10	.300	0	0	.000	2	2	1.000	2	4	6	7.8	2	0	4	0	1	1	8	12.4	
at Boston College	2/2/13	*	38	4	9	.444	0	0	.000	11	14	.786	8	2	10	7.9	3	0	1	3	0	0	19	12.7	
at Virginia	02/07/13	*	28	3	5	.600	0	1	.000	1	2	.500	6	3	9	8.0	2	0	0	4	2	0	7	12.4	
NC STATE	2/10/13	*	38	5	9	.556	0	1	.000	0	0	.000	2	4	6	7.9	2	0	2	4	1	0	10	12.3	
at Georgia Tech	2/14/13	*	39	6	11	.545	0	0	.000	1	1	1.000	3	5	8	7.9	2	0	2	2	3	2	13	12.3	
<b>Totals</b>			<b>24</b>	<b>758</b>	<b>120</b>	<b>219</b>	<b>.548</b>	<b>1</b>	<b>8</b>	<b>.125</b>	<b>55</b>	<b>90</b>	<b>.611</b>	<b>76</b>	<b>113</b>	<b>189</b>	<b>7.9</b>	<b>54</b>	<b>0</b>	<b>24</b>	<b>44</b>	<b>29</b>	<b>15</b>	<b>296</b>	<b>12.3</b>

# PLAYER BIO UPDATES



**#32 K.J. McDANIELS**  
 Birmingham, AL • Central Park Christian School  
 6-6 • 200 • F • Sophomore

- Produced a game-high four blocked shots in the season opening win over Presbyterian, while adding eight points and four rebounds in an active 24 minutes.
- Made 7-of-8 at the free throw line and a pair of spectacular dunks in the road win over Furman; totaled 11 points.
- Averaged 11 points per game at the Old Spice Classic.
- Scored eight and added three blocked shots while playing 19 minutes due to foul trouble against Gonzaga.


- Posted career-best 17 points in win over UTEP; made 4-of-4 from three-point range and added six rebounds and two steals.
- Posted eight points, five rebounds and three steals in 29 minutes against Marist.
- Tallied 15 points, six rebounds, three blocks and two steals in 31 active minutes against Purdue in the ACC/Big Ten Challenge.
- Scored game-high 16 points in road win over South Carolina; added seven rebounds and five blocked shots.
- Posted 13 points, four rebounds, four blocks and two steals against No. 8 Arizona.
- Notched 11 points and six rebounds in 20 minutes against Florida A&M, which included a pair of alley-oop dunks off assists from Rod Hall.
- Scored 10 points and made two long-range shots in 21 minutes against SC State.
- Posted nine points and two steals in 14 minutes of the second half against The Citadel; did not start due to disciplinary reasons.
- Produced 15 points and added four rebounds in 30 minutes to open ACC play against Florida State.
- Posted six points, five rebounds and two steals in 27 minutes at Duke.
- Led Clemson in points (14), rebounds (9) and blocked shots (7) in win over Wake Forest; had four dunks, including a follow jam in the second half that was named SportsCenter's top play on ESPN.
- Scored six points and grabbed seven rebounds in 25 minutes of action at NC State.
- Posted 15 points and made 5-of-9 field goals and 3-of-4 free throws at Florida State; added game-high six rebounds in 32 minutes of play.
- Made career-high 5-of-7 from long distance and tied career-high with 17 points in home win over Virginia Tech; made first three from long range and added an exciting follow dunk in the second half that brought the Littlejohn crowd to its feet.
- Scored team-high 15 against Georgia Tech on Jan. 29 and sank two free throws inside the final 20 seconds to preserve Clemson's three-point win.
- Only double figure scorer for the Tigers against Virginia on Feb. 7 with 10 points.
- Produced 12 points in 35 minutes, with a game-high five blocked shots, in Feb. 10 game against NC State.
- Scored game-high 14 points at Georgia Tech and hit a pair of clutch baskets late; added three blocked shots in 32 minutes off the bench.

Points:	17 vs. UTEP, 11/23/12; 17 vs. Virginia Tech, 1/27/13
Field Goals Made:	7 vs. Virginia Tech, 2/4/12
Field Goal Attempts:	14 vs. Arizona, 12/8/12
Field Goal %:	.800 (4-5) vs. Georgia Tech, 2/21/12
3-Pointers Made:	5 vs. Virginia Tech, 1/27/13
3-Point Attempts:	7 vs. Virginia Tech, 1/27/13
Free Throws Made:	7 vs. Furman, 11/16/12; 7 vs. South Carolina, 12/2/12
Free Throw Attempts:	9 vs. South Carolina, 12/2/12
Rebounds:	9 vs. Wake Forest, 1/15/13
Offensive Rebounds:	7 vs. Florida State, 3/4/12
Assists:	2 vs. Virginia Tech, 2/4/12; 2 vs. Presbyterian, 11/12/12
Blocked Shots:	7 vs. Wake Forest, 1/15/13
Steals:	4 vs. Florida State, 3/4/12
Minutes:	35 vs. NC State, 2/10/13

Opponent	Date	Sts	Min.	Field Goals			3-PT			FT	FTA	PCT	Rebounds				PF	DQ	A	TO	BK	S	Pts.	Avg.	
				FG	FGA	Pct.	FG	FGA	Pct.				OR	DR	TOT	Avg.									
PRESBYTERIAN	11/12/12	*	24	3	6	.500	2	3	.667	0	0	.000	2	2	4	4.0	1	0	2	0	4	0	8	8.0	
at Furman	11/16/12	*	24	2	5	.400	0	1	.000	7	8	.875	2	2	4	4.0	2	0	1	2	0	2	11	9.5	
vs Gonzaga	11/22/12	*	19	3	7	.429	1	4	.250	1	2	.500	1	3	4	4.0	3	0	1	4	3	0	8	9.0	
vs UTEP	11/23/12	*	30	6	8	.750	4	4	1.000	1	2	.500	1	5	6	4.5	2	0	0	2	0	2	17	11.0	
vs MARIST	11/25/12	*	29	4	9	.444	0	2	.000	0	0	.000	2	3	5	4.6	2	0	1	3	1	3	8	10.4	
PURDUE	11/28/12	*	31	6	12	.500	2	5	.400	1	3	.333	2	4	6	4.8	1	0	1	0	3	2	15	11.2	
at South Carolina	12/2/12	*	30	4	11	.364	1	3	.333	7	9	.778	1	6	7	5.1	4	0	1	1	5	1	16	11.9	
ARIZONA	12/8/12	*	31	5	14	.357	1	5	.200	2	2	1.000	2	2	4	5.0	3	0	1	1	4	2	13	12.0	
FLORIDA A&M	12/15/12	*	20	4	8	.500	0	2	.000	3	3	1.000	0	6	6	5.1	1	0	1	1	1	1	11	11.9	
at Coastal Carolina	12/19/12	*	29	3	7	.429	1	5	.200	0	0	.000	0	5	5	5.1	2	0	1	1	0	2	7	11.4	
SC STATE	12/23/12	*	21	4	8	.500	2	6	.333	0	0	.000	2	1	3	4.9	1	0	1	2	2	1	10	11.3	
THE CITADEL	1/1/13	*	14	4	8	.500	0	3	.000	1	2	.500	1	1	2	4.7	0	0	0	1	1	2	9	11.1	
FLORIDA STATE	1/5/13	*	30	5	12	.417	1	4	.250	4	6	.667	2	2	4	4.6	3	0	1	2	1	1	15	11.4	
at Duke	01/08/13	*	27	3	12	.250	0	2	.000	0	2	.000	2	3	5	4.6	4	0	0	5	1	2	6	11.0	
VIRGINIA	1/12/13	*	31	0	0	.000	0	0	.000	6	8	.750	0	3	3	4.5	2	0	1	4	3	0	6	10.7	
WAKE FOREST	1/15/13	*	31	6	13	.462	1	5	.200	1	3	.333	2	7	9	4.8	1	0	1	0	7	2	14	10.9	
at NC State	01/20/13	*	25	2	9	.222	2	6	.333	0	0	.000	3	4	7	4.9	4	0	1	0	1	0	6	10.6	
at Florida State	01/24/13	*	32	5	9	.556	2	5	.400	3	4	.750	4	2	6	5.0	2	0	0	2	1	0	15	10.8	
VIRGINIA TECH	1/27/13	*	27	6	9	.667	5	7	.714	0	0	.000	2	3	5	5.0	4	0	1	0	2	2	17	11.2	
GEORGIA TECH	1/29/13	*	33	5	11	.455	1	5	.200	4	6	.667	4	1	5	5.0	0	0	0	0	1	2	15	11.4	
at Boston College	2/2/13	*	30	3	6	.500	0	1	.000	0	0	.000	2	2	4	5.0	4	0	0	2	1	1	6	11.1	
at Virginia	02/07/13	*	30	4	10	.400	1	3	.333	1	1	1.000	1	1	2	4.8	2	0	0	1	1	0	10	11.0	
NC STATE	2/10/13	*	35	4	12	.333	2	5	.400	2	2	1.000	3	3	6	4.9	2	0	1	2	5	0	12	11.1	
at Georgia Tech	2/14/13	*	32	4	11	.364	0	2	.000	6	8	.750	1	0	1	4.7	4	0	0	2	3	1	14	11.2	
<b>Totals</b>			<b>22</b>	<b>665</b>	<b>95</b>	<b>217</b>	<b>438</b>	<b>29</b>	<b>88</b>	<b>.330</b>	<b>50</b>	<b>71</b>	<b>.704</b>	<b>42</b>	<b>71</b>	<b>113</b>	<b>4.7</b>	<b>54</b>	<b>0</b>	<b>17</b>	<b>38</b>	<b>51</b>	<b>29</b>	<b>269</b>	<b>11.2</b>



# PLAYER BIO UPDATES



**#33 JOSH SMITH**  
 Charlotte, NC • Olympic HS  
 6-8 • 260 • F • Freshman

- Played the final three minutes of Clemson's season opener against Presbyterian and snagged three defensive rebounds for the Tigers.
- Logged three minutes at Furman.
- Came off the bench to play nine minutes against No. 16/17 Gonzaga and responded with a pair of inside baskets.
- Played four minutes off the bench versus Purdue.
- Totaled 16 minutes at South Carolina and helped the

Tigers to a road win over the Gamecocks.

- Scored four points and added two rebounds in nine minutes against Florida A&M.
- Posted four against SC State, which included a fastbreak dunk in the second half.
- Produced three points on free throws and a season-high five rebounds in the win over The Citadel on New Year's Day.
- Scored a bucket in the second half at Florida State; played 10 minutes in the game at Tallahassee on Jan. 24.


## Smith's Career Highs

Points:	4 vs. many (3), last vs. <b>SC State, 12/23/12</b>
Field Goals Made:	2 vs. many (3), last vs. <b>SC State, 12/23/12</b>
Field Goal Attempts:	<b>3 vs. Florida A&amp;M, 12/15/12; 3 vs. SC State, 12/23/12</b>
Field Goal %:	N/A
3-Pointers Made:	N/A
3-Point Attempts:	N/A
Free Throws Made:	<b>3 vs. The Citadel, 1/1/13</b>
Free Throw Attempts:	<b>4 vs. The Citadel, 1/1/13</b>
Rebounds:	<b>5 vs. The Citadel, 1/1/13</b>
Offensive Rebounds:	<b>2 vs. The Citadel, 1/1/13</b>
Assists:	N/A
Blocked Shots:	N/A
Steals:	<b>1 vs. South Carolina, 12/2/12; 1 vs. The Citadel, 1/1/13</b>
Minutes:	<b>16 vs. South Carolina, 12/2/12</b>

## SMITH GAME-BY-GAME

Opponent	Date	Sts	Min.	Field Goals			3-PT			FT	FTA	PCT	Rebounds			PF	DQ	A	TO	BK	S	Pts.	Avg.	
				FG	FGA	Pct.	FG	FGA	Pct.				OR	DR	TOT									Avg.
PRESBYTERIAN	11/12/12	3	0	0	.000	0	0	.000	0	0	.000	0	3	3	3.0	0	0	0	0	0	0	0	0.0	
at Furman	11/16/12	3	0	0	.000	0	0	.000	0	0	.000	0	0	0	1.5	1	0	0	0	0	0	0	0.0	
vs Gonzaga	11/22/12	9	2	2	1.000	0	0	.000	0	0	.000	0	2	2	1.7	1	0	0	2	0	0	4	1.3	
vs UTEP	11/23/12	1	0	0	.000	0	0	.000	0	0	.000	0	0	0	1.3	0	0	0	0	0	0	0	1.0	
vs MARIST	11/25/12				DNP																			
PURDUE	11/28/12	4	0	0	.000	0	0	.000	0	0	.000	0	0	0	1.0	0	0	0	0	0	0	0	0.8	
at South Carolina	12/2/12	15	0	0	.000	0	0	.000	0	0	.000	1	0	1	1.0	2	0	0	0	0	1	0	0.7	
ARIZONA	12/8/12	6	0	1	.000	0	0	.000	0	0	.000	0	0	0	0.9	1	0	0	1	0	0	0	0.6	
FLORIDA A&M	12/15/12	9	2	3	.667	0	0	.000	0	0	.000	1	1	2	1.0	1	0	0	0	0	0	4	1.0	
at Coastal Carolina	12/19/12				DNP																			
SC STATE	12/23/12	8	2	3	.667	0	0	.000	0	0	.000	1	2	3	1.2	0	0	0	1	0	0	4	1.3	
THE CITADEL	1/1/13	8	0	1	.000	0	0	.000	3	4	.750	2	3	5	1.6	1	0	0	0	0	1	3	1.5	
FLORIDA STATE	1/5/13				DNP																			
at Duke	01/08/13	1	0	0	.000	0	0	.000	0	0	.000	0	0	0	1.5	1	0	0	0	0	0	0	1.4	
VIRGINIA	1/12/13				DNP																			
WAKE FOREST	1/15/13				DNP																			
at NC State	1/20/13				DNP																			
at Florida State	01/24/13	10	1	2	.500	0	0	.000	0	0	.000	0	1	1	1.4	2	0	0	1	0	0	2	1.4	
VIRGINIA TECH	1/27/13				DNP																			
GEORGIA TECH	1/29/13	3	0	0	.000	0	0	.000	0	0	.000	0	1	1	1.4	1	0	0	0	0	0	0	1.3	
at Boston College	2/2/13				DNP																			
at Virginia	02/07/13	6	0	1	.000	0	0	.000	0	0	.000	1	1	2	1.4	0	0	0	0	0	0	0	1.2	
NC STATE	2/10/13				DNP																			
at Georgia Tech	2/14/13				DNP																			
<b>Totals</b>		<b>0</b>	<b>86</b>	<b>7</b>	<b>13</b>	<b>.538</b>	<b>0</b>	<b>0</b>	<b>.000</b>	<b>3</b>	<b>4</b>	<b>.750</b>	<b>6</b>	<b>14</b>	<b>20</b>	<b>1.4</b>	<b>11</b>	<b>0</b>	<b>0</b>	<b>5</b>	<b>0</b>	<b>2</b>	<b>17</b>	<b>1.2</b>

# PLAYER BIO UPDATES



**#35 LANDRY NNOKO**  
Yaounde, Cameroon • Montverde Academy (FL)  
6-10 • 245 • C • Freshman

- Came off the bench to play 16 minutes in the season opener against Presbyterian; contributed a point, three rebounds and one block.
- Posted six points and two offensive rebounds in 13 minutes of play at Furman.
- Grabbed four offensive rebounds and had a spectacular blocked shot in 12 minutes against No. 16/17 Gonzaga in the first round of the Old Spice Classic.
- Logged 13 minutes off the bench against No. 8 Arizona and blocked a shot and collected a steal as well.
- Played 10 minutes against Florida A&M and contributed a hook shot and two rebounds.
- Sank a pair of free throws in road game against Coastal Carolina.
- Posted four points, three rebounds and two blocks in 14 minutes against SC State.
- Had eight points and four rebounds in 18 minutes of play versus The Citadel.
- Played eight minutes against Wake Forest and grabbed three rebounds and blocked a shot.
- Contributed two offensive rebounds and a dunk in seven minutes of play against Georgia Tech on Jan. 29.
- Snagged a pair of rebounds in nine minutes against NC State on Feb. 10

<b>Points:</b>	<b>8 vs. The Citadel, 1/1/13</b>
<b>Field Goals Made:</b>	<b>3 vs. Furman, 11/16/12; 3 vs. The Citadel, 1/1/13</b>
<b>Field Goal Attempts:</b>	<b>5 vs. Furman, 11/16/12; 5 vs. The Citadel, 1/1/13</b>
<b>Field Goal %:</b>	<b>.600 (3-5) vs. Furman, 11/16/12; .600 (3-5) vs. The Citadel, 1/1/13</b>
<b>3-Pointers Made:</b>	N/A
<b>3-Point Attempts:</b>	N/A
<b>Free Throws Made:</b>	<b>2 vs. many (3), last vs. The Citadel, 1/1/13</b>
<b>Free Throw Attempts:</b>	<b>2 vs. many (5), last vs. The Citadel, 1/1/13</b>
<b>Rebounds:</b>	<b>5 vs. Gonzaga, 11/22/12</b>
<b>Offensive Rebounds:</b>	<b>4 vs. Gonzaga, 11/22/12</b>
<b>Assists:</b>	<b>1 vs. SC State, 12/23/12</b>
<b>Blocked Shots:</b>	<b>2 vs. SC State, 12/23/12</b>
<b>Steals:</b>	<b>1 vs. Arizona, 12/8/12; 1 vs. Virginia, 2/7/13</b>
<b>Minutes:</b>	<b>18 vs. The Citadel, 1/1/13</b>

Opponent	Date	Sts	Min.	Field Goals			3-PT			FT	FTA	PCT	Rebounds			PF	DQ	A	TO	BK	S	Pts.	Avg.	
				FG	FGA	Pct.	FG	FGA	Pct.				OR	DR	TOT									Avg.
PRESBYTERIAN	11/12/12	16	0	2	.000	0	0	.000	1	2	.500	1	2	3	3.0	2	0	0	2	1	0	1	1.0	
at Furman	11/16/12	13	3	5	.600	0	0	.000	0	0	.000	2	0	2	2.5	2	0	0	0	1	0	6	3.5	
vs Gonzaga	11/22/12	12	0	3	.000	0	0	.000	0	0	.000	4	1	5	3.3	3	0	0	0	1	0	0	2.3	
vs UTEP	11/23/12	6	0	0	.000	0	0	.000	0	0	.000	0	0	0	2.5	1	0	0	0	0	0	0	1.8	
vs MARIST	11/25/12	4	0	1	.000	0	0	.000	0	2	.000	1	1	2	2.4	1	0	0	0	0	0	0	1.4	
PURDUE	11/28/12	3	0	0	.000	0	0	.000	0	0	.000	0	0	0	2.0	0	0	0	0	0	0	0	1.2	
at South Carolina	12/2/12	1	0	0	.000	0	0	.000	0	0	.000	0	0	0	1.7	0	0	0	0	0	0	0	1.0	
ARIZONA	12/8/12	13	0	0	.000	0	0	.000	0	0	.000	0	1	1	1.6	3	0	0	0	1	1	0	0.9	
FLORIDA A&M	12/15/12	10	1	3	.333	0	0	.000	0	0	.000	1	1	2	1.7	2	0	0	4	0	0	2	1.0	
at Coastal Carolina	12/19/12	3	0	0	.000	0	0	.000	2	2	1.000	0	0	0	1.5	0	0	0	0	0	0	2	1.1	
SC STATE	12/23/12	14	1	2	.500	0	0	.000	2	2	1.000	2	1	3	1.6	0	0	1	2	2	0	4	1.4	
THE CITADEL	1/1/13	18	3	5	.600	0	0	.000	2	2	1.000	3	1	4	1.8	1	0	0	2	1	0	8	1.9	
FLORIDA STATE	1/5/13	2	0	0	.000	0	0	.000	0	0	.000	0	1	1	1.8	0	0	0	1	0	0	0	1.8	
at Duke	01/08/12	5	0	0	.000	0	0	.000	0	0	.000	0	0	0	1.6	0	0	0	0	0	0	0	1.6	
VIRGINIA	1/12/13	4	1	1	1.000	0	0	.000	0	0	.000	0	0	0	1.5	0	0	0	0	0	0	2	1.7	
WAKE FOREST	1/15/13	8	0	1	.000	0	0	.000	0	0	.000	0	3	3	1.6	2	0	0	1	1	0	0	1.6	
at NC State	01/20/13	1	0	0	.000	0	0	.000	0	0	.000	0	1	1	1.6	1	0	0	0	0	0	0	1.5	
at Florida State	01/24/13	3	0	0	.000	0	0	.000	0	0	.000	0	0	0	1.5	4	0	0	1	0	0	0	1.4	
VIRGINIA TECH	1/27/13	2	0	0	.000	0	0	.000	0	0	.000	1	1	2	1.5	0	0	0	0	0	0	0	1.3	
GEORGIA TECH	1/29/13	7	1	2	.500	0	0	.000	0	0	.000	2	0	2	1.6	0	0	0	0	0	0	2	1.4	
at Boston College	2/2/13	2	0	1	.000	0	0	.000	0	0	.000	1	1	2	1.6	0	0	0	0	0	0	0	1.3	
at Virginia	02/07/13	6	0	1	.000	0	0	.000	0	0	.000	1	0	1	1.5	0	0	0	1	0	1	0	1.2	
NC STATE	2/10/13	9	0	2	.000	0	0	.000	0	0	.000	1	1	2	1.6	0	0	0	0	0	0	0	1.2	
at Georgia Tech	2/14/13	3	0	0	.000	0	0	.000	0	0	.000	0	0	0	1.5	1	0	0	0	0	0	0	1.1	
<b>Totals</b>		<b>0</b>	<b>165</b>	<b>10</b>	<b>29</b>	<b>.345</b>	<b>0</b>	<b>0</b>	<b>.000</b>	<b>7</b>	<b>10</b>	<b>.700</b>	<b>20</b>	<b>16</b>	<b>36</b>	<b>1.5</b>	<b>23</b>	<b>0</b>	<b>1</b>	<b>14</b>	<b>8</b>	<b>2</b>	<b>27</b>	<b>1.1</b>







# 2012-13 BOXSCORES

## Game #9: Clemson 80, Florida A&M 57

Dec. 15, 2012 at Littlejohn Coliseum, Clemson, SC

Florida A&M 4-7		tot-fg		3-pt		ft		f ta		rebounds		pf		tp		a to bk		s min			
##	Player	fg	fga	fg	fga	ft	f ta	of	de	tot	pf	tp	a	to	bk	s	min				
21	Teal, Markee	f	5	10	0	1	2	3	3	3	6	3	12	1	0	0	1	27			
23	Bradshaw, Jamari	f	0	5	0	1	0	0	0	3	3	1	0	0	1	0	2	15			
03	Adams, Jamie	g	0	10	0	7	0	0	1	1	2	2	0	6	4	0	2	31			
12	Lewis, Reggie	g	9	15	6	8	2	3	1	4	5	1	26	0	1	0	0	33			
33	Davis, Walter	g	0	1	0	0	0	0	1	2	3	2	0	0	1	0	0	21			
02	Bush, Jakari	g	0	1	0	0	0	0	0	1	1	1	0	3	3	0	0	10			
11	Fabiyi, Michael	g	0	1	0	1	0	0	0	0	0	0	0	0	0	0	0	2			
22	Abdul-Aleem, M.	g	3	15	0	4	3	4	1	3	4	2	9	1	1	0	1	27			
25	Kellum, Trey	g	3	4	0	0	2	2	4	1	5	4	8	0	1	0	0	18			
42	Odi, Oneyekachukwu	g	1	4	0	0	0	1	0	2	2	0	2	0	1	1	0	16			
TEAM																					
Totals.....		21	66	6	22	9	13	11	21	32	16	57	11	14	1	6	200				
TOTAL FG%		1st Half: 11-33 33.3%		2nd Half: 10-33 30.3%		Game: 31.8%		DEADBALL													
3-Pt. FG%		1st Half: 5-16 31.3%		2nd Half: 1-6 16.7%		Game: 27.3%		REBOUNDS													
F Throw %		1st Half: 4-5 80.0%		2nd Half: 5-8 62.5%		Game: 69.2%															

Clemson 6-3		tot-fg		3-pt		ft		f ta		rebounds		pf		tp		a to bk		s min			
##	Player	fg	fga	fg	fga	ft	f ta	of	de	tot	pf	tp	a	to	bk	s	min				
24	Jennings, Milton	f	2	8	0	4	3	4	4	7	11	0	7	3	1	1	0	27			
32	McDaniels, K.J.	f	4	8	0	2	3	3	0	6	6	1	11	1	1	1	1	20			
31	Booker, Devin	c	6	8	0	0	0	0	1	6	7	2	12	2	2	1	0	21			
12	Hall, Rod	g	3	3	0	0	0	0	0	2	2	1	6	10	2	0	1	22			
20	Roper, Jordan	g	6	8	4	5	0	0	0	2	2	0	16	1	1	0	3	30			
02	Fields, Carson	g	0	2	0	1	0	2	0	0	3	0	1	2	0	1	8				
03	Filer, Adonis	g	7	13	3	7	10	3	1	4	3	14	1	1	0	1	23				
21	Harrison, Damarcus	g	1	5	0	2	2	3	0	8	8	0	4	1	2	1	1	17			
22	Sullivan, Bernard	g	2	2	0	0	0	0	1	2	3	0	4	0	1	0	2	13			
33	Smith, Josh	g	2	3	0	0	0	0	1	2	1	4	0	0	0	0	9				
35	Nnoko, Landry	g	1	3	0	0	0	0	1	1	2	2	2	0	4	0	10				
TEAM																					
Totals.....		30	57	5	17	15	22	11	38	49	13	80	20	17	4	10	200				
TOTAL FG%		1st Half: 15-34 44.1%		2nd Half: 15-23 65.2%		Game: 52.6%		DEADBALL													
3-Pt. FG%		1st Half: 2-10 20.0%		2nd Half: 3-7 42.9%		Game: 29.4%		REBOUNDS													
F Throw %		1st Half: 9-13 69.2%		2nd Half: 6-9 66.7%		Game: 68.2%															

Officials: Raymond Stoyons, Bernard Clinton, Anthony Franklin  
 Technical fouls: Florida A&M-None. Clemson-None.  
 Attendance: 7862

Score by Periods	1st	2nd	Total
Florida A&M	31	26	57
Clemson	41	39	80

## Game #10: Coastal Carolina 69, Clemson 46

Dec. 19, 2012 at HTC Center, Conway, SC

Clemson 6-4		tot-fg		3-pt		ft		f ta		rebounds		pf		tp		a to bk		s min			
##	Player	fg	fga	fg	fga	ft	f ta	of	de	tot	pf	tp	a	to	bk	s	min				
24	Jennings, Milton	f	2	12	1	6	0	0	2	3	5	3	5	2	5	0	1	31			
32	McDaniels, K.J.	f	3	7	1	5	0	0	0	5	5	2	7	1	1	0	2	29			
31	Booker, Devin	c	7	11	0	0	2	5	5	2	7	3	16	1	5	0	0	34			
12	Hall, Rod	g	0	4	0	1	0	0	1	4	5	2	0	2	2	0	0	28			
20	Roper, Jordan	g	3	7	2	4	4	6	1	1	2	1	12	2	3	0	3	29			
02	Fields, Carson	g	0	0	0	0	0	0	0	0	0	0	0	0	0	0	0	4			
03	Filer, Adonis	g	1	5	0	2	0	0	1	1	2	0	2	1	1	0	1	17			
21	Harrison, Damarcus	g	0	4	0	3	0	0	3	1	4	1	0	1	1	1	1	15			
22	Sullivan, Bernard	g	1	3	0	0	0	1	0	0	0	0	2	0	0	0	0	10			
35	Nnoko, Landry	g	0	0	0	2	2	0	0	0	0	0	2	0	0	0	0	3			
TEAM																					
Totals.....		17	53	4	21	8	14	13	19	32	12	46	10	18	1	8	200				
TOTAL FG%		1st Half: 8-27 29.6%		2nd Half: 9-26 34.6%		Game: 32.1%		DEADBALL													
3-Pt. FG%		1st Half: 1-9 11.1%		2nd Half: 3-12 25.0%		Game: 19.0%		REBOUNDS													
F Throw %		1st Half: 2-4 50.0%		2nd Half: 6-10 60.0%		Game: 57.1%															

Coastal Carolina 4-5		tot-fg		3-pt		ft		f ta		rebounds		pf		tp		a to bk		s min			
##	Player	fg	fga	fg	fga	ft	f ta	of	de	tot	pf	tp	a	to	bk	s	min				
13	LJESKOVIC, Uros	f	2	3	0	0	0	0	4	6	10	4	4	0	1	1	1	34			
11	NDIEGUENE, El Hadji	c	1	2	0	0	2	2	2	0	2	4	4	0	2	0	2	14			
00	GILLIS, Warren	g	3	7	3	7	3	4	0	5	5	1	12	2	1	0	3	28			
02	RAFFA, Anthony	g	10	17	2	5	3	3	1	4	5	2	25	1	3	0	2	36			
55	GREENWOOD, Kierre	g	4	8	1	2	1	2	0	3	3	2	10	7	5	0	2	35			
01	JAMES, Tre'von	g	0	0	0	0	0	0	0	0	0	0	0	0	0	0	0	1			
04	BERRY, Richie	g	0	1	0	1	0	0	0	0	0	0	0	0	0	0	0	1			
10	ASHFORD, Charles	g	1	1	0	0	0	0	0	0	0	0	2	2	0	0	0	5			
12	ENANGA, Michel	g	1	6	1	3	1	2	4	4	8	2	4	4	1	0	3	27			
20	DANIEL, Justin	g	0	1	0	0	0	0	0	0	0	0	0	0	0	0	0	3			
23	DIAGNE, Badou	g	3	8	2	5	0	0	0	3	3	0	8	0	1	0	0	15			
32	ADDEY, Bisi	g	0	0	0	0	0	0	0	0	0	0	0	0	0	0	0	1			
TEAM																					
Totals.....		25	54	9	23	10	13	11	28	39	15	69	16	14	1	13	200				
TOTAL FG%		1st Half: 12-30 40.0%		2nd Half: 13-24 54.2%		Game: 46.3%		DEADBALL													
3-Pt. FG%		1st Half: 3-12 25.0%		2nd Half: 6-11 54.5%		Game: 39.1%		REBOUNDS													
F Throw %		1st Half: 0-0 0.0%		2nd Half: 10-13 76.9%		Game: 76.9%															

Officials: Sean Hull, Tony Greene, Louie Andrakas  
 Technical fouls: Clemson-None. Coastal Carolina-None.  
 Attendance: 3286

Score by Periods	1st	2nd	Total
Clemson	19	27	46
Coastal Carolina	27	42	69

## Game #11: Clemson 77, SC State 41

Dec. 23, 2012 at Littlejohn Coliseum, Clemson, SC

SC State 4-9		tot-fg		3-pt		ft		f ta		rebounds		pf		tp		a to bk		s min	
##	Player	fg	fga	fg	fga	ft	f ta	of	de	tot	pf	tp	a	to	bk	s	min		
30	Palmer, Darryl	f	3	10	1	3	0	0	5	4	9	1	7	2	5	2	2	30	
33	Radovic, Luka	f	2	3	1	1	0	0	1	1	2	1	5	1	1	0	0	17	
01	Toombs, Khalif	g	0	7	0	3	0	0	0	4	4	2	0	3	2	0	1	39	
05	Adams, Adama	g	1	4	0	0	0	0	0	0	0	2	2	4	2	0	0	24	
10	Myers, Patrick	g	1	8	0	1	0	0	2	1	3	1	2	0	3	0	1	26	
12	Mitchell, Shaquell	g	4	11	2	4													

# 2012-13 BOXSCORES

## Game #13: Florida State 71, Clemson 66

Jan. 5, 2013 at Littlejohn Coliseum, Clemson, SC

Florida State 9-5, 1-0

#	Player	tot-fg		3-pt		rebounds			pf	tp	a	to	bk	s	min			
		fg	fga	fg	fga	of	de	tot										
10	White, Okaro	f	5	12	3	6	2	2	1	6	7	4	15	1	0	1	1	34
11	Turpin, Kiel	c	2	2	0	0	0	0	0	0	0	3	4	1	0	2	0	8
05	Brandon, Montay	g	3	5	0	1	0	2	0	3	3	1	6	3	2	0	0	18
21	Snaer, Michael	g	2	7	2	6	2	2	0	1	1	3	8	2	3	0	1	25
31	Whisnant, Terry	g	4	6	3	5	0	0	1	0	1	0	11	1	0	0	0	22
01	Bookert, Devon	0	2	0	1	1	2	0	1	1	1	1	2	3	0	1	23	
02	Shannon, Terrance	3	10	0	0	5	7	3	5	8	3	11	0	2	2	0	20	
15	Bojanovsky, Boris	2	2	0	0	0	0	3	0	3	3	4	1	1	0	0	15	
25	Thomas, Aaron	2	3	0	0	0	0	1	1	1	4	4	1	0	1	1	10	
30	Miller, Ian	2	4	2	4	1	2	0	3	3	2	7	1	1	0	1	23	
50	Ojo, Michael	0	0	0	0	0	0	1	1	3	0	0	1	0	0	0	2	
	TEAM							1	3	4								
	Totals.....		25	53	10	23	11	17	9	24	33	24	71	16	14	5	5	200
	TOTAL FG%	1st Half: 15-30 50.0%	2nd Half: 10-23 43.5%		Game: 47.2%		DEADBALL											
	3-Pt. FG%	1st Half: 6-13 46.2%	2nd Half: 4-10 40.0%		Game: 43.5%		REBOUNDS											
	F Throw %	1st Half: 2-3 66.7%	2nd Half: 9-14 64.3%		Game: 64.7%		3											

Clemson 8-5, 0-1

#	Player	tot-fg		3-pt		rebounds			pf	tp	a	to	bk	s	min			
		fg	fga	fg	fga	of	de	tot										
24	Jennings, Milton	f	3	6	3	5	1	2	2	3	5	4	10	2	5	1	2	37
32	McDaniels, K.J.	f	5	12	1	4	4	6	2	2	4	3	15	1	2	1	1	30
31	Booker, Devin	c	8	11	0	1	3	7	5	6	11	3	19	1	1	0	1	38
12	Hall, Rod	g	2	6	0	0	2	2	1	3	4	1	6	3	1	0	4	34
21	Harrison, Damarcus	g	0	4	0	1	0	0	0	1	1	1	0	1	1	0	1	17
03	Filer, Adonis	0	6	0	3	5	7	1	0	1	3	5	1	2	0	0	16	
20	Roper, Jordan	3	9	2	6	3	4	0	2	2	1	11	0	0	0	1	23	
22	Sullivan, Bernard	0	0	0	0	0	2	0	1	1	1	0	0	0	0	0	3	
35	Nnoko, Landry	0	0	0	0	0	0	0	0	1	1	0	0	0	1	0	0	2
	TEAM							4	3	7								
	Totals.....		21	54	6	20	18	30	15	22	37	17	66	9	13	2	10	200
	TOTAL FG%	1st Half: 7-22 31.8%	2nd Half: 14-32 43.8%		Game: 38.9%		DEADBALL											
	3-Pt. FG%	1st Half: 1-7 14.3%	2nd Half: 5-13 38.5%		Game: 30.0%		REBOUNDS											
	F Throw %	1st Half: 10-13 76.9%	2nd Half: 8-17 47.1%		Game: 60.0%		6											

Officials: Jamie Luckie, Joe Lindsay, Raymond Styons  
 Technical fouls: Florida State-None. Clemson-None.  
 Attendance: 7635

Score by Periods	1st	2nd	Total
Florida State	38	33	71
Clemson	25	41	66

## Game #14: Duke 68, Clemson 40

Jan. 8, 2013 at Cameron Indoor Stadium, Durham, NC

Clemson 8-6, 0-2

#	Player	tot-fg		3-pt		rebounds			pf	tp	a	to	bk	s	min			
		fg	fga	fg	fga	of	de	tot										
24	Jennings, Milton	f	2	7	1	3	1	2	1	5	6	1	6	1	0	0	0	32
32	McDaniels, K.J.	f	3	12	0	2	0	2	2	3	5	4	6	0	5	1	2	27
31	Booker, Devin	c	5	13	0	0	2	2	8	7	15	0	12	0	1	2	1	36
03	Filer, Adonis	g	2	4	0	2	2	2	0	1	1	2	6	0	3	0	2	22
12	Hall, Rod	g	1	2	0	0	0	2	0	1	1	3	2	1	3	0	0	31
02	Fields, Carson	0	0	0	0	0	0	0	0	0	0	0	0	0	1	0	0	1
20	Roper, Jordan	1	9	0	3	4	4	0	0	0	0	0	6	1	0	0	3	23
21	Harrison, Damarcus	1	6	0	1	0	0	0	0	0	0	1	2	0	0	0	0	18
22	Sullivan, Bernard	0	0	0	0	0	0	0	0	0	0	0	0	0	0	0	0	4
33	Smith, Josh	0	0	0	0	0	0	0	0	0	0	1	0	0	0	0	0	1
35	Nnoko, Landry	0	0	0	0	0	0	0	0	0	0	0	0	0	0	0	0	5
	TEAM							1	2	3								
	Totals.....		15	53	1	11	9	14	12	19	31	12	40	3	13	3	8	200
	TOTAL FG%	1st Half: 3-25 12.0%	2nd Half: 12-28 42.9%		Game: 28.3%		DEADBALL											
	3-Pt. FG%	1st Half: 0-6 0.0%	2nd Half: 1-5 20.0%		Game: 9.1%		REBOUNDS											
	F Throw %	1st Half: 4-4 100%	2nd Half: 5-10 50.0%		Game: 64.3%		2,1											

Duke 15-0, 2-0

#	Player	tot-fg		3-pt		rebounds			pf	tp	a	to	bk	s	min			
		fg	fga	fg	fga	of	de	tot										
05	Mason Plumlee	f	3	9	0	0	2	4	2	11	13	1	8	5	6	1	1	36
34	Ryan Kelly	f	4	9	2	2	2	2	3	3	6	0	12	0	0	1	1	19
02	Quinn Cook	g	12	16	3	5	0	0	1	4	5	2	27	5	1	0	4	35
14	Rasheed Sulaimon	g	1	5	0	2	0	2	1	6	7	4	2	1	1	0	0	24
30	Seth Curry	g	3	10	2	4	0	0	1	0	1	0	8	1	1	0	0	30
03	Tyler Thornton	1	2	1	2	0	0	0	0	2	2	2	3	1	3	0	0	23
12	Alex Murphy	1	1	0	0	0	1	1	1	0	1	1	2	0	0	0	0	5
15	Josh Hairston	0	1	0	0	1	2	1	0	1	1	1	1	0	0	0	0	16
21	Amile Jefferson	2	3	0	0	1	1	1	1	2	3	1	5	0	0	0	1	9
40	Marshall Plumlee	0	0	0	0	0	2	0	0	0	0	0	0	0	0	0	0	2
52	Todd Zafrivski	0	0	0	0	0	0	0	0	0	0	0	0	0	0	0	1	1
	TEAM							2	1	3								
	Totals.....		27	56	8	15	6	14	13	29	42	12	68	13	13	1	8	200
	TOTAL FG%	1st Half: 9-31 29.0%	2nd Half: 18-25 72.0%		Game: 48.2%		DEADBALL											
	3-Pt. FG%	1st Half: 3-9 33.3%	2nd Half: 5-6 83.3%		Game: 53.3%		REBOUNDS											
	F Throw %	1st Half: 4-9 44.4%	2nd Half: 2-5 40.0%		Game: 42.9%		4											

Officials: Roger Ayers, Bryan Kersey, John Cahill  
 Technical fouls: Clemson-None. Duke-None.  
 Attendance: 9314

Score by Periods	1st	2nd	Total
Clemson	10	30	40
Duke	25	43	68

## Game #15: Clemson 59, Virginia 44

Jan. 12, 2013 at Littlejohn Coliseum, Clemson, SC

Virginia 11-5, 1-2

#	Player	tot-fg		3-pt		rebounds			pf	tp	a	to	bk	s	min			
		fg	fga	fg	fga	of	de	tot										
25	Akil Mitchell	f	3	5	0	0	1	2	3	6	9	2	7	3	4	1	2	31
32	Darion Atkins	f	1	3	0	0	0	0	0	1	1	3	2	1	0	2	0	15
01	Jontel Evans	g	1	1	0	0	0	2	0	1	1	1	2	3	5	0	0	33
02	Paul Jespersion	g	1	6	1	4	2	2	0	0	0	1	5	0	0	0	0	27
12	Joe Harris	g	5	13	2	7	2	2	0	5	5	3	14	3	0	0	1	31
05	Teven Jones	1	3	0	2	0	0	0	0	0	0	1	2	0	0	0	1	10
10	Mike Tobey	3	9	0	0	0	0	0	1	1	2	2	6	1	0	0	0	15
11	Evan Nolte	2	4	2	3	0	0	0	1	0	1	2	6	0	0	0	0	24
23	Justin Anderson	0	4	0	1	0	0	0	1	1	2	2	0	2	0	0	0	14
	TEAM							1	1	2								
	Totals.....		17	48	5	17	5	8	7	16	23	17	44	11	12	3	4	200
	TOTAL FG%	1st Half: 9-22 40.9%	2nd Half: 8-26 30.8%		Game: 35.4%		DEADBALL											
	3-Pt. FG%	1st Half: 2-8 25.0%	2nd Half: 3-9 33.3%		Game: 29.4%		REBOUNDS											
	F Throw %	1st Half: 0-2 0.0%	2nd Half: 5-6 83.3%		Game: 62.5%		2											

Clemson 9-6, 1-2

#	Player	tot-fg		3-pt		rebounds			pf	tp	a	to	bk	s	min			
		fg	fga	fg	fga	of	de	tot										
24	Jennings, Milton	f	7	13	5	8	2	4	2	9	11	3	21	3	2	1	1	37
32	McDaniels, K.J.	f	0	0	0	0	6	8	0	3	3	2	6	1	4	3	0	31
31	Booker, Devin	c	3	10	0	0	9	12	1	8	9	3	15	1	3	2	0	36
03	Filer, Adonis	g	0	2	0	1	2	3	0	1	1	2	2	3	2	0	0	28
12	Hall, Rod	g	4	4	0	0	0	0	0	0	0	1	8	2	0	0	0	36
21	Harrison, Damarcus	2	3	1	1	0	0	0	0	2	2	1	5	2	2	0	1	25
22	Sullivan, Bernard	0	0	0	0	0	0	0	0	1	1	1	0	0	1	0	0	3
35	Nnoko, Landry	1	1	0	0	0	0	0	0	0	0	0	2	0	0	0	0	4
	TEAM							1	1	2								
	Totals.....		17	33	6	10	19	27	4	25	29	13	59	12	15	6	2	200
	TOTAL FG%																	

# 2012-13 BOXSCORES

## Game #17: NC State 66, Clemson 62

Jan. 20, 2013 at PNC Arena, Raleigh, NC

Clemson 10-7, 2-3

#	Player	tot-fg		3-pt		rebounds			pf	tp	a	to	bk	s	min		
		fg	fga	fg	fga	of	de	tot									
12	Hall, Rod	* 7	13	0	0	2	3	3	0	3	2	16	2	2	0	33	
21	Harrison, Damarcus	* 0	6	0	3	0	0	1	2	3	1	0	0	1	0	27	
24	Jennings, Milton	* 3	11	3	8	0	0	0	8	8	4	9	4	1	1	39	
31	Booker, Devin	* 13	18	0	0	1	2	3	3	6	2	27	1	2	0	1	39
32	McDaniels, K.J.	* 2	9	2	6	0	0	3	4	7	4	6	1	0	1	25	
03	Filer, Adonis	1	5	0	1	0	0	1	3	4	2	2	3	0	0	1	23
20	Roper, Jordan	0	2	0	1	2	2	0	0	0	1	2	0	0	0	12	
22	Sullivan, Bernard	0	0	0	0	0	0	0	0	0	0	0	0	0	0	1	
35	Nnoko, Landry	0	0	0	0	0	0	0	1	1	1	0	0	0	0	1	
TEAM						1											
Totals.....		26	64	5	19	5	7	12	21	33	17	62	11	6	2	4	200
TOTAL FG%		1st Half: 12-36 33.3%		2nd Half: 14-28 50.0%		Game: 40.6%		DEADBALL									
3-Pt. FG%		1st Half: 0-7 0.0%		2nd Half: 5-12 41.7%		Game: 26.3%		REBOUNDS									
F Throw %		1st Half: 2-2 100%		2nd Half: 3-5 60.0%		Game: 71.4%										1	

NC State 15-3, 1-1

#	Player	tot-fg		3-pt		rebounds			pf	tp	a	to	bk	s	min		
		fg	fga	fg	fga	of	de	tot									
00	Purvis, Rodney	* 4	7	3	5	0	0	0	1	1	2	11	1	1	0	27	
01	Howell, Richard	* 4	12	0	0	3	6	5	7	12	3	11	4	2	1	0	34
02	Brown, Lorenzo	* 2	6	0	0	2	4	1	6	7	2	6	5	3	0	2	37
05	Leslie, C.J.	* 2	7	0	0	2	4	0	3	3	0	6	2	2	0	0	35
15	Wood, Scott	* 2	6	2	5	5	6	1	4	5	2	11	2	0	0	0	32
12	Lewis, Tyler	0	2	0	1	0	0	0	0	0	0	0	0	0	0	0	6
14	Vandenberg, Jordan	0	0	0	0	0	0	0	0	0	1	0	0	0	2	0	4
24	Warren, T.J.	9	11	1	1	2	3	2	4	6	2	21	0	1	0	1	25
TEAM						1											
Totals.....		23	51	6	12	14	23	10	26	36	12	66	14	9	3	3	200
TOTAL FG%		1st Half: 14-26 53.8%		2nd Half: 9-25 36.0%		Game: 45.1%		DEADBALL									
3-Pt. FG%		1st Half: 5-9 55.6%		2nd Half: 1-3 33.3%		Game: 50.0%		REBOUNDS									
F Throw %		1st Half: 1-1 100%		2nd Half: 13-22 59.1%		Game: 60.9%										6,1	

Officials: Bryan Kersey, Mike Stuart, John Cahill  
 Technical fouls: Clemson-None. NC State-None.  
 Attendance: 19557

### Score by Periods

	1st	2nd	Total
Clemson	26	36	62
NC State	34	32	66

## Game #18: Florida State 60, Clemson 57

Jan. 24, 2013 at Donald L. Tucker Center, Tallahassee, FL

Clemson 10-8, 2-4

#	Player	tot-fg		3-pt		rebounds			pf	tp	a	to	bk	s	min		
		fg	fga	fg	fga	of	de	tot									
24	Jennings, Milton	f 1	7	0	3	2	2	1	4	5	4	4	0	5	3	1	29
32	McDaniels, K.J.	f 5	9	2	5	3	4	4	2	6	2	15	0	2	1	0	32
31	Booker, Devin	c 7	10	0	1	1	3	0	4	4	4	15	0	1	2	0	28
12	Hall, Rod	g 2	8	0	1	1	2	0	4	4	1	5	6	1	0	1	31
21	Harrison, Damarcus	g 2	5	0	1	0	0	1	1	2	0	4	1	1	0	0	18
03	Filer, Adonis	2	6	1	3	1	2	0	1	1	3	6	1	1	0	0	23
20	Roper, Jordan	1	6	0	2	0	0	0	1	1	1	2	2	0	0	0	16
22	Sullivan, Bernard	1	1	0	0	2	2	1	0	1	2	4	0	0	0	0	10
33	Smith, Josh	1	2	0	0	0	0	0	1	1	2	2	0	1	0	0	10
35	Nnoko, Landry	0	0	0	0	0	0	0	0	0	4	0	0	1	0	0	3
TEAM						8											
Totals.....		22	54	3	16	10	15	15	19	34	23	57	10	13	6	2	200
TOTAL FG%		1st Half: 12-23 52.2%		2nd Half: 10-31 32.3%		Game: 40.7%		DEADBALL									
3-Pt. FG%		1st Half: 3-8 37.5%		2nd Half: 0-8 0.0%		Game: 18.8%		REBOUNDS									
F Throw %		1st Half: 2-4 50.0%		2nd Half: 8-11 72.7%		Game: 66.7%										2,1	

Florida State 11-7, 3-2

#	Player	tot-fg		3-pt		rebounds			pf	tp	a	to	bk	s	min		
		fg	fga	fg	fga	of	de	tot									
10	White, Okaro	f 4	7	0	1	2	2	1	1	2	4	10	2	1	1	0	23
11	Turpin, Kiel	c 4	8	0	0	8	9	0	4	4	3	16	1	4	4	0	21
05	Brandon, Montay	g 0	1	0	0	0	0	0	0	0	2	0	1	1	0	0	19
21	Snaer, Michael	g 4	8	2	3	1	2	1	2	3	3	11	4	2	0	1	33
31	Whisnant, Terry	g 1	2	0	1	0	0	0	0	0	0	2	1	0	1	0	14
01	Bookert, Devon	2	2	1	1	6	6	1	1	2	2	11	2	1	1	0	20
14	Gilchrist, Robert	1	4	0	1	0	0	1	1	2	1	2	0	3	1	0	17
15	Bojanovsky, Boris	1	3	0	0	1	1	0	2	2	0	3	0	1	1	1	15
25	Thomas, Aaron	2	5	1	1	0	0	0	2	2	2	5	1	1	0	0	26
30	Miller, Ian	0	4	0	3	0	0	1	0	1	0	0	0	0	0	0	7
50	Ojo, Michael	0	2	0	0	0	0	1	0	1	0	0	0	0	1	0	5
TEAM						1											
Totals.....		19	46	4	11	18	20	7	16	23	15	60	12	15	9	3	200
TOTAL FG%		1st Half: 8-25 32.0%		2nd Half: 11-21 52.4%		Game: 41.3%		DEADBALL									
3-Pt. FG%		1st Half: 1-6 16.7%		2nd Half: 3-5 60.0%		Game: 36.4%		REBOUNDS									
F Throw %		1st Half: 4-4 100%		2nd Half: 14-16 87.5%		Game: 90.0%										2,4	

Officials: Karl Hess, Tim Nestor, Doug Simons  
 Technical fouls: Clemson-None. Florida State-None.  
 Attendance: 7893

### Score by Periods

	1st	2nd	Total
Clemson	29	28	57
Florida State	21	39	60

## Game #19: Clemson 77, Virginia Tech 70

Jan. 27, 2013 at Littlejohn Coliseum, Clemson, SC

Virginia Tech 11-8, 2-4

#	Player	tot-fg		3-pt		rebounds			pf	tp	a	to	bk	s	min		
		fg	fga	fg	fga	of	de	tot									
04	Raines, Cadarian	f 0	2	0	0	1	2	1	3	4	5	1	0	1	0	0	16
31	Eddie, Jarell	f 5	11	2	5	7	8	1	1	2	2	19	0	1	0	1	36
42	Barksdale, C.J.	f 2	6	0	0	1	2	4	2	6	5	5	0	0	0	0	25
10	Rankin, Marquis	g 2	4	2	3	1	2	0	1	1	0	7	0	1	0	0	17
11	Green, Erick	g 7	17	0	3	11	14	2	2	4	2	25	5	1	1	1	38
01	Brown, Robert	4	13	0	3	1	2	1	3	4	2	9	2	1	0	0	26
02	van Zegeren, Joey	0	0	0	0	0	0	0	1	1	5	0	0	0	1	0	9
22	Beyer, Christian	1	4	1	1	1	2	2	2	4	1	4	0	0	0	0	16
25	Johnston, Will	0	0	0	0	0	0	0	0	0	0	0	0	0	0	0	2
33	Wood, Marshall	0	3	0	1	0	0	1	2	3	3	0	2	0	0	1	15
TEAM						2											
Totals.....		21	60	5	16	23	32	14	19	33	25	70	9	5	2	3	200
TOTAL FG%		1st Half: 9-26 34.6%		2nd Half: 12-34 35.3%		Game: 35.0%		DEADBALL									
3-Pt. FG%		1st Half: 3-7 42.9%		2nd Half: 2-9 22.2%		Game: 31.3%		REBOUNDS									
F Throw %		1st Half: 12-15 80.0%		2nd Half: 11-17 64.7%		Game: 71.9%										4	

Clemson 11-8, 3-4

#	Player	tot-fg		3-pt		rebounds			pf	tp	a	to	bk	s	min
		fg	fga	fg	fga	of	de	tot							
24	Jennings, Milton	f 6	12	0	3	16	18	3	11	14	2	28	1		

# 2012-13 BOXSCORES

## Game #21: Boston College 75, Clemson 68

Feb. 2, 2013 at Conte Forum, Chestnut Hill, MA  
Clemson 12-9, 4-5

#	Player	tot-fg		3-pt		rebounds			pf	tp	a	to	bk	s	min		
		fg	fga	fg	fga	of	de	tot									
24	Jennings, Milton	f	4	11	2	4	3	4	0	5	5	13	1	2	1	29	
31	Booker, Devin	f	4	9	0	0	11	14	8	2	10	3	19	1	3	0	38
32	McDaniels, K.J.	f	3	6	0	1	0	0	2	2	4	4	6	0	2	1	30
12	Hall, Rod	g	1	3	0	0	1	1	0	3	3	1	3	1	4	0	24
21	Harrison, Damarcus	g	1	6	1	3	0	0	1	3	4	1	3	1	1	0	25
03	Filer, Adonis	g	3	6	2	4	2	2	0	3	3	1	10	4	1	1	22
20	Roper, Jordan	g	4	10	3	7	0	0	1	1	2	3	11	1	0	0	23
22	Sullivan, Bernard	g	1	1	0	0	1	1	0	0	0	1	3	0	1	0	7
35	Nnoko, Landry	g	0	1	0	0	0	0	1	1	2	0	0	0	0	0	2
TEAM																	
Totals.....		21 53		8 19		18 22		14 20		34 19		68 9		15 3		4 200	
TOTAL FG%		1st Half: 6-26 23.1%		2nd Half: 15-27 55.6%		Game: 39.6%		DEADBALL									
3-Pt. FG%		1st Half: 2-6 33.3%		2nd Half: 6-13 46.2%		Game: 42.1%		REBOUNDS									
F Throw %		1st Half: 5-8 62.5%		2nd Half: 13-14 92.9%		Game: 81.8%										5,1	

### Boston College 10-11, 2-6

#	Player	tot-fg		3-pt		rebounds			pf	tp	a	to	bk	s	min		
		fg	fga	fg	fga	of	de	tot									
04	Odio, Eddie	f	3	6	1	2	0	0	1	4	5	4	7	2	2	3	29
12	Anderson, Ryan	f	6	10	0	0	0	4	1	3	4	2	12	2	0	1	28
20	Jackson, Lonnie	g	3	8	2	6	6	6	0	3	3	2	14	6	3	0	38
21	Hanlan, Olivier	g	2	4	1	2	1	2	1	0	1	3	6	4	3	0	25
25	Rahon, Joe	g	9	12	6	7	2	6	1	3	4	1	26	4	0	0	38
15	Van Nest, Andrew	g	1	3	0	2	1	2	0	1	1	1	3	1	0	0	15
24	Clifford, Dennis	g	0	0	0	0	0	0	0	0	0	0	0	0	0	0	2
31	Rubin, Danny	g	1	1	1	1	0	0	0	2	2	1	3	0	0	0	12
33	Heckmann, Patrick	g	1	1	0	0	2	4	0	0	0	2	4	1	0	0	13
TEAM																	
Totals.....		26 45		11 20		12 24		5 16		21 16		75 20		14 2		8 200	
TOTAL FG%		1st Half: 12-25 48.0%		2nd Half: 14-20 70.0%		Game: 57.8%		DEADBALL									
3-Pt. FG%		1st Half: 5-11 45.5%		2nd Half: 6-9 66.7%		Game: 55.0%		REBOUNDS									
F Throw %		1st Half: 1-2 50.0%		2nd Half: 11-22 50.0%		Game: 50.0%										5,2	

Officials: Brian Dorsey, Bryan Kersey, Gary Maxwell

Technical fouls: Clemson-Booker, Devin. Boston College-None.

Attendance: 5278

### Score by Periods

	1st	2nd	Total
Clemson	19	49	68
Boston College	30	45	75

## Game #22: Virginia 78, Clemson 41

Feb. 7, 2013 at John Paul Jones Arena, Charlottesville, VA

#	Player	tot-fg		3-pt		rebounds			pf	tp	a	to	bk	s	min		
		fg	fga	fg	fga	of	de	tot									
24	Jennings, Milton	f	1	7	0	3	0	0	1	2	3	1	2	1	5	0	25
31	Booker, Devin	f	3	5	0	1	1	2	6	3	9	2	7	0	4	2	28
32	McDaniels, K.J.	f	4	10	1	3	1	1	1	1	2	2	10	0	1	1	30
12	Hall, Rod	g	1	4	0	1	0	1	0	6	6	0	2	0	3	0	24
21	Harrison, Damarcus	g	1	5	0	3	4	4	1	3	4	2	6	0	2	0	27
02	Fields, Carson	g	1	2	0	1	0	0	1	0	1	1	2	0	0	0	3
03	Filer, Adonis	g	1	5	0	2	0	0	0	0	0	2	2	2	0	0	19
20	Roper, Jordan	g	3	10	0	3	2	4	0	1	1	0	8	1	1	0	25
22	Sullivan, Bernard	g	1	2	0	0	0	0	0	1	1	0	2	0	1	0	7
33	Smith, Josh	g	0	1	0	0	0	0	1	1	2	0	0	0	0	0	6
35	Nnoko, Landry	g	0	1	0	0	0	0	1	0	1	0	0	0	1	0	1
TEAM																	
Totals.....		16 52		1 17		8 12		14 19		33 10		41 4		19 3		5 200	
TOTAL FG%		1st Half: 5-25 20.0%		2nd Half: 11-27 40.7%		Game: 30.8%		DEADBALL									
3-Pt. FG%		1st Half: 0-8 0.0%		2nd Half: 1-9 11.1%		Game: 5.9%		REBOUNDS									
F Throw %		1st Half: 0-0 0.0%		2nd Half: 8-12 66.7%		Game: 66.7%										1,2	

### Virginia 16-6, 6-3

#	Player	tot-fg		3-pt		rebounds			pf	tp	a	to	bk	s	min		
		fg	fga	fg	fga	of	de	tot									
25	Akil Mitchell	f	7	11	0	0	2	2	2	4	6	1	16	0	1	1	4
01	Jontel Evans	g	1	4	0	0	0	0	0	1	1	2	2	8	0	0	1
02	Paul Jespersion	g	2	8	1	7	0	0	0	2	2	1	5	1	2	2	26
12	Joe Harris	g	7	10	2	4	5	6	1	3	4	2	21	2	1	0	1
23	Justin Anderson	g	6	9	1	4	1	2	0	1	1	1	14	2	1	1	3
00	Doug Browman	g	0	0	0	0	0	2	0	0	0	1	0	0	0	0	6
04	Taylor Barnette	g	3	4	3	4	0	0	0	1	1	1	9	1	0	0	15
05	Teven Jones	g	1	3	0	1	0	0	0	0	0	3	2	0	0	0	11
11	Evan Nolte	g	3	4	3	4	0	0	0	5	5	5	9	2	0	2	22
24	Caid Kirven	g	0	1	0	0	0	0	0	2	2	0	0	0	1	0	5
30	Thomas Rogers	g	0	0	0	0	0	0	0	2	2	0	0	1	0	0	4
TEAM																	
Totals.....		30 54		10 24		8 12		5 24		29 17		78 17		6 6		12 200	
TOTAL FG%		1st Half: 14-27 51.9%		2nd Half: 16-27 59.3%		Game: 55.6%		DEADBALL									
3-Pt. FG%		1st Half: 3-12 25.0%		2nd Half: 7-12 58.3%		Game: 41.7%		REBOUNDS									
F Throw %		1st Half: 7-7 100%		2nd Half: 1-5 20.0%		Game: 66.7%										1,1	

Officials: Jamie Luckie, Doug Sirmons, John Cahill

Technical fouls: Clemson-None. Virginia-None.

Attendance: 9942

### Score by Periods

	1st	2nd	Total
Clemson	10	31	41
Virginia	38	40	78

## Game #23: NC State 58, Clemson 57

Feb. 10, 2013 at Littlejohn Coliseum, Clemson, SC

#	Player	tot-fg		3-pt		rebounds			pf	tp	a	to	bk	s	min		
		fg	fga	fg	fga	of	de	tot									
01	Howell, Richard	f	7	14	0	0	2	2	4	7	11	3	16	3	3	0	4
05	Leslie, C.J.	f	5	14	0	0	2	4	3	7	10	4	12	1	5	4	0
15	Wood, Scott	f	3	9	3	9	0	0	0	6	6	2	9	0	2	1	38
00	Purvis, Rodney	g	0	3	0	1	0	2	0	0	0	2	0	0	1	0	20
12	Lewis, Tyler	g	2	5	2	3	0	0	0	2	2	1	6	0	1	0	27
02	Brown, Lorenzo	g	6	15	1	3	2	2	1	3	4	0	15	4	1	0	32
24	Warren, T.J.	g	0	1	0	0	0	0	1	0	1	0	0	0	1	0	13
TEAM																	
Totals.....		23 61		6 16		6 10		11 25		36 12		58 8		12 6		5 200	
TOTAL FG%		1st Half: 10-29 34.5%		2nd Half: 13-32 40.6%		Game: 37.7%		DEADBALL									
3-Pt. FG%		1st Half: 4-9 44.4%		2nd Half: 2-7 28.6%		Game: 37.5%		REBOUNDS									
F Throw %		1st Half: 2-4 50.0%		2nd Half: 4-6 66.7%		Game: 60.0%										2	

### Clemson 12-11, 4-7

#	Player	tot-fg		3-pt		rebounds			pf	tp	a	to	bk	s	min		
		fg	fga	fg	fga	of	de	tot									
24	Jennings, Milton	f	1	6	1	5	0	1	0	8	8	4	3	3	3	1	25
32	McDaniels, K.J.	f	4	12	2	5	2	2	3	3	6	2	12	1	2	5	0
31	Booker, Devin	c															