

miami

CONTACT: Amy Woodruff, Assistant Communications Director  
O: (305) 284-3241 | C: (813) 410-1194  
A.Woodruff@miami.edu | @CanesHoops

## 2012-13 SCHEDULE

DATE	OPPONENT	TV	TIME/SCORE
Nov. 2	St. Leo (Ex.)	Canes All Access	L, 67-69
Nov. 9	Stetson	ESPN3	W, 87-79
Nov. 13	at FGCU	A-Sun TV	L, 51-63
Nov. 16	Jacksonville	FOX Sports South	W, 73-57
Nov. 24	Detroit	ESPN3	W, 77-62
Nov. 28	#13/14 Michigan State!	ESPN	W, 67-59
Dec. 1	at UMass	CBS Sports Network	W, 75-62
Dec. 14	Charlotte	FOX Sports South	W, 77-46
Dec. 18	at UCF	CBS Sports Network	W, 72-50

**Diamond Head Classic, Honolulu, Hawai'i**

Dec. 23	Hawai'i	ESPNU	W, 73-58
Dec. 23	#4/5 Arizona	ESPN2	L, 69-50
Dec. 25	Indiana St.	ESPN2	L, 55-57 (OT)
Jan. 2	La Salle	FOX Sports South	W, 76-59
Jan. 5	at Georgia Tech *	ACCN / ESPN3	W, 62-49
Jan. 10	at RV/RV UNC *	ESPN / WatchESPN	W, 68-59
Jan. 13	RV/RV Maryland *	ESPNU / WatchESPN	W, 54-47
Jan. 16	at Boston College *	FOX Sports South / E3	W, 60-59
Jan. 23	No. 1/1 Duke *	ESPN / WatchESPN	W, 90-63
Jan. 27	Florida State *	ESPNU / WatchESPN	W, 71-47
Jan. 30	at Virginia Tech *	FOX Sports South / E3	W, 73-64
Feb. 2	at No. 19/19 NC State *	CBS	W, 79-78
Feb. 5	Boston College *	FOX Sports South / E3	W, 72-50
Feb. 9	North Carolina *	ESPN/WatchESPN	W, 87-61
Feb. 13	at Florida State *	ESPN2/WatchESPN	W, 74-68
Feb. 17	at Clemson *	ESPNU/WatchESPN	W, 45-43
Feb. 19	Virginia *	ESPNU/WatchESPN	W, 54-50
Feb. 23	at Wake Forest *	FOX Sports South/E3	L, 65-80
Feb. 27	Virginia Tech *	FOX Sports South/E3	W, 76-58
March 2	at No. 3/3 Duke *	ESPN/WatchESPN	L, 79-76
March 6	Georgia Tech *	ACCN/ESPN3	9 p.m.
March 9	Clemson *	ACCN/ESPN3	2:30 p.m.

All home games are played at the BankUnited Center

Game times are ET and subject to change

\* ACC game ! Big Ten/ACC Challenge

All games can be heard on WQAM 560 and Canes All Access on HurricaneSports.com

## UM RADIO - WQAM 560

Joe Zagacki, play-by-play Josh Darrow, analyst

## SOCIAL MEDIA

Website: HurricaneSports.com

Twitter: @CanesHoops | @CanesCoachL

Facebook: /MiamiHurricanes | /MiamiBasketball

## MIAMI DIGITAL GUIDE

Miami is not printing media guides this season.

Instead, find the online version at the link below:

<http://theusports.com/mbbguide/pc/>

## MIAMI

HURRICANES (23-5, 14-2)

NATIONAL RANKING  
6/7

## LAST TIME OUT

L, 79-76 at No. 3 Duke

## LEADERS

## Scoring per Game

Shane Larkin - 13.8

Kenny Kadji - 13.1

## Rebounds per Game

Reggie Johnson - 7.8

## Assists per Game

Shane Larkin - 4.3

## HEAD COACH

Jim Larrañaga

Overall: 513-352 (29)

At UM: 43-18 (2)

## GEORGIA TECH

YELLOW JACKETS (15-13, 5-11)

NATIONAL RANKING  
--/--

## LAST TIME OUT

L, 70-57 vs. NC State

## LEADERS

## Scoring per Game

Marcus Georges-Hunt - 10.5

Robert Carter - 10.0

## Rebounds per Game

Carter/Miller - 6.8

## Assists per Game

Udofia - 3.0

## HEAD COACH

Brian Gregory

Overall: 198-127 (10)

At GT: 26-32 (2)

## SETTING THE SCENE

March 6, 2013 | 9 p.m.

Coral Gables, Fla. | BankUnited Center

TV: ACC Network | ESPN3

Radio: 560 WQAM | 90.5 WVUM

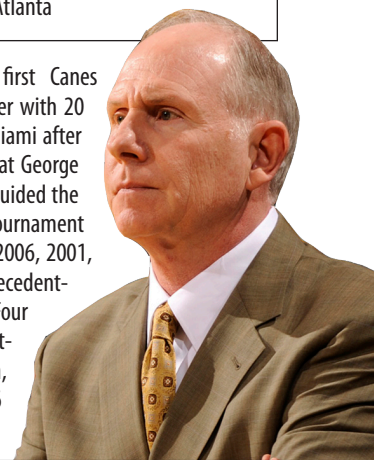
Webcast: WQAM.com | wvum.org

Series: Miami leads 10-6

Last Meeting: Jan. 25, 2013

Miami won, 62-49, in Atlanta

Jim Larrañaga was the first Canes coach to open his UM career with 20 wins. Larrañaga came to Miami after serving as the head coach at George Mason for 14 seasons. He guided the program to five NCAA tournament appearances (2011, 2008, 2006, 2001, 1999) – including an unprecedented run to the 2006 Final Four that captured the nation's attention. Following that run, he was selected the 2006 Clair Bee Coach of the Year.



## THE GAME

With a league-leading 14-2 record in the ACC, No. 6/7 University of Miami hosts Georgia Tech on Wednesday, March 6 at 9 p.m. in Coral Gables, Fla.

## THE SERIES

Miami is 10-6 all-time against Georgia Tech, with the series dating back to the 1952-53 campaign. The Canes are 5-2 against the Yellow Jackets at home and 5-4 on the road. Miami has won three-straight matchups with GT, and nine of the last 11 meetings after starting the series 1-4.

## THE BROADCASTS

Catch the game on the ACC Network with Tim Brando and Cory Alexander making the call. Affiliates for the game include: Phoenix (KNXV-D2), Fresno (KAIL), Washington, DC (WDCA), Jacksonville (WAWS-D2), Miami-Fort Lauderdale (WBFS), Panama City (WMBB-D2), Albany (WALB-D3), Atlanta (WATL), Macon (WPGA), Savannah (WGSA), Shreveport (KPXJ), Las Vegas (KLAS-D2), Binghamton (WBPN), Raleigh-Durham (Fayetteville) (WRAL-D2), Medford (KFBI), Pittsburgh (WTAE-D2), State College-Johnstown-Altoona (WHVL), Dallas (KTXA), San Antonio (KCWX-D2), Charlottesville (WVIR-D2), Seattle (KIRO-D2).

Also check out the game on 560 WQAM Radio with Joe Zagacki (play-by-play) and Josh Darrow, as well as on Miami's student station, 90.5 WVUM.

## THE COACH

Head coach Jim Larrañaga is in his 29th season as a head coach and second at Miami. He has a 513-352 overall record and is 43-18 in his second season at Miami.

## THE WEATHER

Projected temperatures on game day: Coral Gables -78/49. Atlanta - 46/32.

## THE RANKINGS - RPI/SOS

As of March 4, 2013 Warren Nolan: 3 / 4 Sagarin: 14 / 10 Realtime: 3 / 4 KenPom: 13

## THE NOTES

On Jan. 28, the Canes jumped 11 spots in the AP Poll & entered the *USA TODAY* poll for the first time since December 2008. Miami was No. 2/2 in the nation, tying the school's highest ranks in history.

According to research by The AP, Miami is the sixth school to ascend from unranked to the top five in four weeks or less since the AP Top 25 began in 1989-90. Connecticut was the last school to make the leap, doing so in 2010-11.

## 2012-13 ROSTER

#	Name	Pos.	Ht.	Wt.	Yr.	Hometown   Previous School (s)
0	Shane Larkin	G	5-11	176	So.	Orlando, Fla.   Dr. Phillips (Fla.)
Cousy and Naismith award finalist ... 19 reb vs. Duke and FSU ... 13 games with at 5+ assists ... Leads ACC in stls, 4th in assists, 12th in scoring.						
1	Durand Scott	G	6-5	203	Sr.	The Bronx, N.Y.   Rice
25 points, 6 reb, 4 ast vs. No. 1 Duke ... At least four assists in nine outings ... 17 points at WF ... Third in ACC in steals, 25th in scoring.						
3	Steve Sorenson	G	6-0	151	Fr.	Dallas, Texas   Mark's School of Texas
Named all-state by Texas Association of Basketball Coaches as a senior ... TABC academic all-state.						
4	Trey McKinney Jones	G	6-5	220	Sr.	Milwaukee, Wis.   South Milwaukee   UMKC
7 assists vs. MD ... Hit multiple 3-pointers in 12 games ... 86.4 FT pct leads UM ... 3 games of 10+ points after 6-straight with less than 10.						
10	Raphael Akpejori	F	6-10	236	Jr.	Lagos, Nigeria   Sunrise Christian Academy (Kan.)
11 rebounds and six points in 5.3 minutes in ACC games ... Played 13 min. at GT, with two points and four rebounds.						
12	Justin Heller	G	6-2	180	Jr.	Boca Raton, Fla.   West Boca Raton Community
Scored first career points vs. Charlotte on a 17-foot jumper ... Played in seven games in 2011-12, including four ACC matchups.						
15	Rion Brown	G	6-6	200	Jr.	Hinesville, Ga.   Liberty County
Career-best 22 points vs. BC and in home state at GT, where his father was an All-American ... Hit multiple 3s six times.						
21	Erik Swoope	F	6-6	233	Jr.	Lake Elsinore, Calif.   Harvard-Westlake
26 minutes in past four games after 33 total in other 8 ACC games ... Season-high 23 minutes vs. La Salle: 4 points, 4 rebounds.						
23	Tonye Jekiri	C	7-0	227	Fr.	Hialeah, Fla.   Champagnat Catholic School
1.8 rebounds and 1.8 points per game in ACC play, 0.9 reb and 0.4 points in non-conference ... At least 2 pts & 2 rebs in nine ACC games.						
25	Garrius Adams	G	6-6	195	Sr.	Apex, N.C.   Middle Creek
Out with right knee injury ... In 19 games last year, averaged 4.5 points, 2.1 rebounds, 0.9 assists and 0.6 steals in 16.9 minutes per game.						
35	Kenny Kadji	F/C	6-11	242	Sr.	Douala, Cameroon   Pendleton   IMG Academy   Florida
Multiple blocked shots in 12 games... 37 points and 16 rebounds in past two games ... 10+ points in 17 of last 19 games and 23 overall.						
42	Reggie Johnson	C	6-10	292	Sr.	Winston-Salem, N.C.   Winston-Salem Prep
Returned from left thumb fracture Jan. 23 vs. No. 1 Duke ... 5-of-5 FG at FSU... 15 points at NC State, including tip-in at buzzer for win.						
45	Julian Gamble	F/C	6-10	250	Sr.	Durham, N.C.   Southern Durham
4 blocks in six games this season ... 16 pts, 4 reb, 2 stl, 1 ast, 4-4 FT at NC State ... 8.9 pts, 7.5 reb, 27.0 min. during R. Johnson injury.						

## LARRAÑAGA BY THE NUMBERS

1 - Coach Jim Larrañaga is the only ACC coach not at UNC or Duke with a Final Four appearance to his credit.

4 - In 2006, Coach Jim Larrañaga became the first coach at a mid-major school to take his team to the NCAA Final Four in 27 years.

7 - Larrañaga is no stranger to the ACC. In his seven seasons as an assistant coach at Virginia, the Cavaliers participated in the NCAA Final Four in 1981 and 1984, won three ACC Championships and finished in the Top 5 of the AP rankings.

13 - Larrañaga has made 13 postseason appearances in the past 23 years, including five NCAA tournaments.

29 - Larrañaga is in his 29th year as a head coach and has successfully transitioned two institutions into successful programs: Bowling Green and George Mason.

## LARRAÑAGA - WHY MIAMI?

Along with returning to the best basketball conference in the country, Coach L had a few personal reasons for accepting the head coaching job at Miami. Coach's grandfather was from Cuba, where he produced the Larrañaga [lare-en-YAH-ga] cigar. Coach's father was raised in Key West before moving to The Bronx, N.Y., getting married and raising six children. Coach L was raised in The Bronx, but vacationed to Florida as a boy. He also has owned a house in Sarasota - which he bought from Dick Vitale's daughter - for eight years, and three of his siblings have retired to Florida.

## COACH L'S FIRST SEASON AT MIAMI

- Most ACC wins since joining the conference
- Tied for fourth in ACC, the highest ACC finish in school history
- Defeated eventual No. 2 & No. 3 NCAA tournament seeds Duke & FSU
- Notched Miami's first win at Cameron Indoor Stadium

## COACH L'S SECOND SEASON AT MIAMI

- Defeated No. 1 Duke, 90-63, in Coral Gables
- Defeated No. 13/14 Michigan State in ACC/Big Ten Challenge
- Defeated RV/RV North Carolina at the Dean Smith Center
- Ranked No. 2/2 on Feb. 18, 2013

## MIAMI VS. RANKED OPPONENTS

Overall vs. top 25 ranked opponents	47-129
Home	32-49
at BankUnited Center	13-17
Away	13-61
Neutral	2-19

## UNDER COACH JIM LARRAÑAGA

Overall vs. top 25 ranked opponents	5-8
ACC regular season opponents	4-5
Home (ACC)	3-2 (2-1)
Away (ACC)	2-4 (2-4)
Neutral	0-2

## UM VS. RANKED ACC OPPONENTS SINCE JOINING ACC (2004-05)

Overall	18-29
Home	11-14
Away	5-17
Tournament	1-4

## Miami vs. Top 5 Teams (No. 5 in either AP or USA TODAY)

Vs. Top 5 opponents	5-36
Vs. Top 5 under Coach L	2-3
Four of Miami's five wins over Top 5 teams are against Duke. The fifth is UConn.	

## WITH A WIN AGAINST GEORGIA TECH ...

- Miami will clinch sole possession of the ACC regular season championship and will cut down the nets following the game.
- The Canes will be 8-0 in ACC play at home, one victory short of the most ACC wins (home + away) prior to this season. Last year Miami was 9-7 overall in the league with a 6-2 mark at home.
- UM will be 14-0 at home, tying the best home mark since being 14-2 in 2007-08.

## PRONUNCIATIONS

## Players

1 Durand	dur-RAND
10 Akpejori	AHK-peh-jour-ee
15 Rion	Ryan
23 Tonye	Tone-yay
Jekiri	Jah-kEEr-EE
25 Garrius	GARY-us
21 Swoope	Swope
35 Kadji	KAHD-gee

## Coaches

Larrañaga	LARE-uh-NAY-guh
Huger	HUE-gur
Caputo	Ca-poo-toe
Summey	Some-EE

## CLASS BREAKDOWN

## Seniors

Garrius Adams, Julian Gamble, Reggie Johnson, Kenny Kadji, Trey McKinney Jones, Durand Scott

## Juniors

Raphael Akpejori, Rion Brown, Justin Heller, Erik Swoope

## Sophomore

Shane Larkin

## Freshmen

Tonye Jekiri, Steve Sorenson

## GEOGRAPHIC BREAKDOWN

## CAMEROON

Douala Kenny Kadji

## NIGERIA

Lagos Raphael Akpejori

## UNITED STATES

California Erik Swoope

## Florida

Justin Heller, Shane Larkin, Tonye Jekiri

Georgia Rion Brown

New York Durand Scott

North Carolina Garrius Adams, Julian Gamble, Reggie Johnson

Texas Steve Sorenson

Wisconsin Trey McKinney Jones

## 2012-13 ACC STANDINGS

As of March 4, 2013

Miami	14-2 .875	23-5 .821
Duke	12-4 .750	25-4 .862
North Carolina	11-5 .688	21-8 .724
NC State	10-6 .625	21-8 .724
Virginia	10-6 .625	20-9 .690
Maryland	8-8 .500	20-9 .690
Florida State	7-9 .438	15-14 .517
Georgia Tech	5-11 .312	15-13 .536
Clemson	5-11 .312	13-15 .464
Boston College	5-11 .312	13-16 .448
Wake Forest	5-11 .312	12-16 .429
Virginia Tech	4-12 .250	13-16 .448

## AWARDS IN 2012-13

## Durand Scott

ACC Player of the Week - Dec. 17  
ACC Player of the Week - Jan. 28

## Shane Larkin

Bob Cousy Award finalist  
Naismith Player of the Year candidate  
Oscar Robertson National Player of the Week - Feb. 4  
ACC Player of the Week - Feb. 4

## Coach Larrañaga

Dick Vitale Coach of the Week - Jan. 28

## SERIES INFORMATION

Overall	10-6
Games at Miami	5-2
Games in Atlanta	5-4
Games on neutral courts	0-0
Current streak	Miami won 3
Last meeting	1/5/13 - UM 62-49
Larranaga at UM vs. GT	3-0

## DID YOU KNOW .....

The Hurricanes have made at least one trey in 828 of 832 games since the NCAA adopted the 3-point shot in 1986.

Miami has held 685 of its last 686 opponents to less than 100 points. UNC was the last team to score 100+, defeating UM 105-64 on Jan. 31, 2007.

Miami boasts five players 6-foot-10 or taller, and five players at 6-6 or 6-5.

27 of 28 Miami Hurricane basketball players have graduated from UM during the last eight years.

Miami basketball ranks 80th-90th percentile in NCAA men's basketball with a 980 APR (academic progress rate).

In 2008 & 2009, Jack McClinton was named first team All-ACC & named to the ACC's All-Academic Team.

Six-time NBA All Star Amar'e Stoudemire recently enrolled at UM and is taking classes to earn his bachelor's degree.

Shane Larkin was named to the ACC All-Freshman Team in 2011-12.

Coach L led the George Mason Patriots to the Final Four with big wins over some of basketball's elite teams such as Michigan State, UNC, and UConn. He was the first coach to take a mid-major to a Final Four in 27 years when his team advanced in 2006.

Miami is one of only three schools in the country sponsored by Nike's LeBron brand.

The Canes have averaged 20+ wins in each of the last five seasons.

Coach L became the first Miami Coach to win 20 games in his first season at The U.

Over 90 percent of Miami Hurricane basketball games were televised last season, including every ACC contest.

Five of the last 12 National Championship teams have been from the ACC.

Three Canes earned all-ACC honors last season, Shane Larkin (freshman), Kenny Kadji, (third) Durand Scott (H.M.).

Summer at the U include competitive pickup games and workouts alongside such players as Carlos Boozer, Chris Bosh, Kevin Durant, Kyrie Irving, Joe Johnson, Chris Paul, and LeBron James.

Former Cane Rick Barry was named one of the Greatest Players in NBA History.

Miami native and former Cane James Jones won the 2010-2011 NBA All-Star Weekend 3-Point Contest and the NBA Championship in the 2011-2012 season.

UM is in its ninth season in the ACC.

UM has played in the postseason 13 of the past 18 years, five of which were in the NCAA Tournament.

The Hurricanes have advanced to the postseason six times in eight seasons, with five NIT appearances and one NCAA appearance.

In 14 years at George Mason, Larranaga led the Patriots to five NCAA Tournament appearances (2011, 2008, 2006, 2001, 1999), including the 2006 Final Four.

## PLAYING FOR THE OUTRIGHT ACC TITLE

With a 14-2 ACC record and just two games to play, Miami has earned the top seed in the ACC tournament and at least a share of the ACC regular season conference championship. With one win, Miami will hold sole possession of the ACC regular season conference championship.

The Canes have already earned a share of the regular season championship in Coach L's second year with the team. Of current league coaches, Roy Williams also won the ACC regular season in his second year in the ACC, taking over UNC in 2003-04, and winning in 2005.

With a 13-3 mark in the league, Miami tied Syracuse for the 2000 BIG EAST regular season title, the Canes' only conference championship in school history. In 1999-2000, Leonard Hamilton led Miami to a 23-11 mark and an appearance in the NCAA Tournament.

## CANES CONTINUE TOP 10 RANKING

At No. 6/7 the Canes have now been ranked in the top 10 for five-straight weeks, topping out at No. 2/2 on Feb. 18, 2013. Prior to this season, Miami had never been ranked in the top 10 more than two-straight weeks (1999 and 1960).

UM was ranked in the top 25 for 12 straight weeks in 2001-02, starting at No. 24/23 on Dec. 24, 2001, peaking at No. 12/11 Feb. 4, 2002, and ending No. 21/21 on March 10, 2002.

In 2008-09, Miami was No. 17/16 in the preseason poll and held a top 25 ranking four weeks, until dropping out on Dec. 8, 2008. In 1998-99, Miami was in the top 25 for nine-straight weeks from Jan. 18, 1999 to the final poll.

## CANES AT HOME IN THE ACC

Miami is on a 10-game home ACC winning streak, dating back to last season. The Canes have defeated Wake Forest, Florida State (2x), Boston College (2x), Maryland, Duke, North Carolina, Virginia and Virginia Tech at the BankUnited Center in that span. Miami's last home ACC loss was Feb. 15, 2012, when North Carolina defeated the Canes 73-64. Coach L is 23-9 overall in ACC play at Miami, including 13-2 at home. Miami was 6-2 at the BUC in league play last year.

## CANES DEFEND HOME COURT

The Hurricanes are 13-0 at the BankUnited Center in 2012-13 and are 120-47 overall in the BUC. With one more win, the Canes will tie the most home wins in a season, set in 2007-08., when Miami was 14-2. The Hurricanes have notched double-digit home wins at the BankUnited in six-straight seasons and nine times in 10 full seasons calling the arena home.

## HOME COURT ADVANTAGE

Miami has shot better than 42 percent from the field in 12 of its 13 home games, shooting a season-high 59.0 percent vs. Jacksonville. The Canes shot 56.9 percent against No. 1 Duke, hitting 58.6 percent in the first half and 55.2 percent in the second. Miami was consistent vs. Detroit hitting 14-27 shots (51.9 %) in both the first and second halves. The Canes have shot better than 60 percent in two home second halves, with 63.6 percent vs. SU and 62.5 percent vs. JU.

## SELLING OUT THE BANKUNITED CENTER

Miami posted capacity crowds of 7,972 fans in wins over Florida State (1/27), No. 1 Duke (1/23), North Carolina (2/9) and Virginia (2/19). This year is the first time in program history that there have been back-to-back sellouts at the BankUnited Center and four games in the same season.

Date	Opponent	Total
02/19/13	Virginia	7,972
02/09/13	North Carolina	7,972
01/27/13	Florida State	7,972
01/23/13	Duke	7,972
02/13/11	Duke	7,972
2/27/13	Virginia Tech	7,434
02/26/12	Florida State	7,261
02/15/09	North Carolina	7,200
01/31/10	Virginia Tech	7,189
02/15/12	North Carolina	7,071
<b>Opening night</b>		
01/04/03	North Carolina	6,826

## RECORD STUDENT ATTENDANCE AT THE BUC

Miami has set a record for the most games with 1,200 or more students (5), and is on pace for a record student average attendance and cumulative season student attendance. The past average attendance was 641 per game, and UM is at 770 per game this season. The cumulative student attendance record is 10,269 and 10,007 students have already attended Miami's games, and the Canes have two remaining home contests.

## CANES DOMINATE AT HOME

With the Feb. 10 win over UNC, Miami won four-straight home games by at least 22 points: No. 1 Duke +27, FSU +24, BC +22, UNC +26. The Canes also defeated Virginia Tech by 18, Maryland by 7 and Virginia by 4. Overall, Miami has outscored its ACC opponents by +17.2 at home.

## 20-WIN SEASON FOR MIAMI

Miami is one win short of tying the school record for most wins in a season, which was 24 in 2001-02 under Perry Clark.

With a 23-5 record, Miami has posted its 14th 20-win season, and Coach Larranaga's second-straight with the Hurricanes. UM's best record was the 24-8 season in 2001-02 under Perry Clark, when the Canes were 10-6 in the BIG EAST and went to the NCAA Tournament. Last year the Canes were 20-13 overall, 9-7 in the ACC and played in the NIT. *A complete list of 20-win seasons is on page 4 of the notes.*

## LARKIN A BOB COUSY AND NAISMITH AWARD FINALIST

Shane Larkin has been named a Bob Cousy Award finalist, listing the sophomore as one of the top 12 point guards in the nation. Larkin joins ACC peer Lorenzo Brown (NC State) and 2012-13 opponent Keith Appling (Michigan State) on the list.

Larkin was added to the Naismith watch list in late February, placing him in the top 30 players in the country.

## CANES IN THE TOP 10

WEEK	AP POLL	USA TODAY/ESPN (1997-2013)	UPI POLL (1960-97)
2/18/13	2nd (20 first place votes)	2nd (7 first place)	
2/11/13	3rd (17 first place votes)	4th (5 first place)	
2/25/13	5th (1,317 pts)	7th (581 pts)	
3/4/13	6th (1,245 pts)	7th (568 pts)	
2/4/13	8th (1,132 pts)	11th (485 pts)	
3/1/60	8th (7 first place votes)	—	
2/24/60	9th (2 first place votes)	—	
3/1/99	9th (1230 pts)	10th (473 pts)	
3/8/99	10th (1089 pts)	12th (444 pts)	
2/10/60	10th	—	
2/16/60	10th (3 first place votes)	—	
1960 Final	10th	—	

## CANES IN THE TOP 25 SINCE JOINING ACC (2004-05)

Week	AP	USA TODAY/ESPN
<b>2007-08</b>		
12/17/07	22 (274 pts)	22 (98 pts)
12/24/07	19 (443 pts)	19 (188 pts)
1/7/08	25 (85 pts)	RV (21pts-27)
1/14/08	21 (286 pts)	24 (84 pts)
<b>2008-09</b>		
Preseason	17 (570 pts)	16 (233 pts)
11/17/08	17 (591 pts)	16 (238 pts)
11/24/08	22 (272 pts)	21 (146 pts)
12/1/08	21 (309 pts)	22 (158 pts)
12/8/08	RV (63 pts-29th)	25 (69 pts)
<b>2009-10</b>		
1/11/10	23 (189 pts)	RV (8 pts-35th)
<b>2012-13</b>		
1/21/13	25 (93 pts)	RV (49 pts)
1/28/13	14 (894 pts)	15 (326 pts)
2/4/13	8 (1,132 pts)	11 (485 pts)
2/12/13	3 (17 first place votes)	4 (5 first place)
2/18/13	2 (20 first place votes)	2 (7 first place)
2/25/13	5 (1,317 pts)	7th (581 pts)
3/4/13	6 (1,245 pts)	7th (568 pts)



**FIRSTS IN MIAMI BASKETBALL HISTORY**

Miami basketball has encountered many "firsts" under Coach L.

**2012-13**

- Ranked No. 2/2 - Miami's program high.
- Miami is the first team to beat Duke and UNC by 20+ points in the same season since Maryland in '74-75 season.
- Miami is the first team to beat Duke and UNC by 25+ points since the start of ACC play in 1953.
- Defeated a No. 1 team (Duke).
- Ranked No. 8, tying the school's highest AP rank, on Feb. 4.
- Defeated all three teams in The Triangle in the same season: UNC, Duke and NC State.
- Defeated three teams in the Top 20 since joining the ACC. The last time was in 1999-00.
- Won at NC State in Raleigh.
- Defeated Duke twice within 12 months.
- 13-0 start in conference play.
- Ranked in top-15 since joining the ACC.
- Topped school-best nine ACC victories, which was set last season.
- Four capacity home crowds: vs. Duke, FSU, UNC and UVA.
- Students camped out for a game (Duke) more than four hours before tipoff. Then did it again for game vs. Florida State.
- Set a record for the most games with 1,200 or more students (5).
- On pace for a record student average attendance. The past average attendance was 641 per game, and UM is at 770 per game this season.
- On pace for a record cumulative season student attendance. The cumulative student attendance record is 10,269 and 10,007 students have already attended Miami's games, and the Canes have two remaining home contests.

**MIAMI QUICK HITS**

- Miami was the first ACC school not named Duke or North Carolina to start 12-0 in conference play since Virginia in 1981, when Coach L was an assistant with the Cavaliers. UVA. started that year 12-0.
- The Canes have won four ACC games in which they trailed at the half.
- Coach L is 23-9 overall in ACC play at Miami, including 13-2 at home and 10-7 on the road. He is 1-1 in the ACC Tournament and 1-1 in the NIT. His head coaching career also includes a 14 years at George Mason (1997-2011), an 11-year stint at Bowling Green (1987-97) and two seasons at American International (1977-79).
- The Canes defense is holding opponents to less than 60 points per game (59.7) in ACC play. Overall, Miami has held 16 teams to less than 60 points this season, including 11 of the last 17 opponents (UNC recorded 61, Duke scored 63 and VT notched 64). In Larrañaga's two-year tenure, UM has held 27 teams to less than 60 points, including 10 in ACC play.
- Miami has trailed in 17 of its 22 wins, including an 12-point deficit at Virginia Tech late in the first half.
- Miami has made more 3-pointers than its opponent in 15 of 28 games this season. In 2011-12, UM tied or hit more than its opponent from distance in 26 of 33 games.
- Miami has shot better than 45 percent from the floor in 30 halves this season and overall in 18 games.
- Only 17 opponents - six this season - have shot 45 percent or better from the floor against UM since Jim Larrañaga became the head coach.
- The Canes have held 45 opponents to less than 41 percent from the field under Coach L, including 18 of 28 this season. This season five opponents have not shot 31 percent, including No. 1 Duke.

**MIAMI DURING THE 14-GAME WINNING STREAK**

- UM posted a 14-game winning streak from Jan. 2 - Feb. 23.
- Miami's last 14-game winning streak was in 2001-02, when the Canes started the season 14-0. UM went on to a 24-8 record and an appearance in the NCAA tournament. UM also posted a 14-game winning streak in the 1946-47 season.
- The Canes won seven road games, all against ACC opponents.
- Miami outrebounded nine of 14 opponents, posting a +4.1 margin. UM recorded +12 against FSU and Boston College, and +8 against Duke.
- UM trailed at the half in five games, including being down by six points vs. La Salle and at NC State, three at VT and by two points at UNC and BC.
- Miami outshot its opponents 46.7 percent to 37.9 percent from the field.
- UM made 1.7 more 3-pointers (7.0-5.3) per game.
- The Canes posted 6.4 steals and 5.4 blocks per game, compared to 5.8 spg and 2.9 bpg by the opponents.
- Miami outscored its opponents 528-427 (7.2 ppg) in the second half.
- Three players averaged at least 10 points and three Canes had at least 6.3 rebounds per night.
- Kenny Kadji lead the way with 13.6 points. Reggie Johnson had 6.8 rebounds in his nine of 14 outings during the streak.

**RION BROWN**

- Scored in double digits five times this year, including two-straight games against BC and UNC, and three of the last eight outings.
- Shot better than 43 percent from the field eight times, including 81.8 percent (9-11) at Georgia Tech.
- Hit multiple 3-pointers six times.

**JULIAN GAMBLE**

- Recorded one double-double this season and missed his second with 11 points and nine rebounds against Indiana State.
- Made at least 40 percent of his shots from the field in 20 games.
- Grabbed at least five rebounds in 15 games and in 14 of the last 20 outings.
- Has more or equal offensive rebounds than defensive rebounds in nine games.
- Blocked a shot in 16 of last 18 games and 20 total games. He has recorded multiple blocks 16 times and at least four blocks six times.
- One of six Hurricanes to pull down double-digit rebounds in a game (Larkin, Kadji, Johnson, Gamble, Scott, McKinney Jones).

**REGGIE JOHNSON**

- Recorded four double-doubles in 18 games played this season.
- Scored in double digits six times, including 22 points in the season opener against Stetson.
- Grabbed at least nine rebounds in eight games.
- Dished out an assist in 14 of 19 games.
- Blocked a shot in 13 games, and recorded at least three blocked shots in three outings.

**TONYE JEKIRI**

- Played at least six minutes in 19 of his 26 games.
- Pulled down a rebound in 18 games, including 13 of 16 straight appearances.
- Grabbed at least two rebounds in 10 of 16 ACC outings.
- Scored at least two points in 12 of 16 ACC outings.

**KENNY KADJI**

- Recorded five double-doubles this season and missed a double-double by either one or two rebounds in four outings.
- Scored in double digits in 17 of 19 straight games and in 23 games total.
- Shot better than 43 percent from the field in 17 outings, and better than 40 percent from distance 11 times.
- Hit multiple 3-pointers in 12 games. He has hit a three in all but six games.
- Grabbed at least five rebounds in 21 games. He has recorded more or equal offensive rebounds than defensive rebounds in five games.
- Blocked a shot in all but six games. He has multiple blocks in 12 games and at least three in three outings.
- One of six Hurricanes to pull down double-digit rebounds in a game (Larkin, Kadji, Johnson, Gamble, Scott, McKinney Jones).

**SHANE LARKIN**

- Has a steal in all but four games, and has multiple steals in 16 games. Has three or more steals in nine games.
- Dished out three or more assists in 24 games, five or more 14 times and nine once.
- Even as a 5-10 point guard, Shane Larkin has grabbed at least four rebounds in 16 games.
- Recorded a 3-pointer in all but three games and multiple threes in 16 games.
- Shot 50 percent for better from the field in 16 games and at least 55 percent in eight of last 12 outings.

**TREY MCKINNEY JONES**

- Scored in double digits in 16 total games, including last three.
- Shot better than 45 percent from the field in 13 games and better than 32 percent from distance in 15 outings.
- Hit multiple 3-pointers in 12 games.
- Leads the team with his 86.4 percent clip at the free throw line. He has been perfect from the line in 13 outings, topped with 7-of-7 at Hawai'i and 6-of-6 vs. Jacksonville.
- Dished out an assist in all but four games, multiple assists in 14 games and set a career high mark of seven against Maryland.
- One of six Hurricanes to pull down double-digit rebounds in a game (Larkin, Kadji, Johnson, Gamble, Scott, McKinney Jones).

**DURAND SCOTT**

- Has scored 10 or more points in 80 of his last 98 games and his 1,543 career points are among the top active ACC players.
- Shot 50 percent for better from the field in 11 games.
- Has drained multiple 3-pointers in eight games.
- At least three assists in 14 games and at least four in nine outings.
- Recorded multiple steals in 15 games.
- One of six Hurricanes to pull down double-digit rebounds in a game (Larkin, Kadji, Johnson, Gamble, Scott, McKinney Jones).

**CANES IN THE NCAA TOURNAMENT**

Season	Coach	Overall	Conf.	Record
1959-60	Bruce Hale	23-4		0-1
1997-98	Leonard Hamilton	18-10	11-7	0-1
1998-99	Leonard Hamilton	23-7	15-3	1-1
1999-00	Leonard Hamilton	23-11	13-3	2-1
2001-02	Perry Clark	24-8	10-6	0-1
2007-08	Frank Haith	23-11	8-8	1-1

**20-WIN SEASONS AT MIAMI**

Season	Coach	Overall	Conf.	W-L	Postseason
1946-47	Hart Morris	20-7			
1959-60	Bruce Hale	23-4			NCAA
1960-61	Bruce Hale	20-7			NIT
1962-63	Bruce Hale	23-5			NIT
1963-64	Bruce Hale	20-7			NIT
1964-65	Bruce Hale	22-4			
1998-99	Leonard Hamilton	23-7	BIG EAST	15-3	NCAA
1999-00	Leonard Hamilton	23-11	BIG EAST	13-3	NCAA
2001-02	Perry Clark	24-8	BIG EAST	10-6	NCAA
2007-08	Frank Haith	23-11	ACC	8-8	NCAA
2009-10	Frank Haith	20-13	ACC	4-12	
2010-11	Frank Haith	21-15	ACC	6-10	NIT
2011-12	Jim Larrañaga	20-13	ACC	9-7	NIT
2012-13	Jim Larrañaga	23-5	ACC	14-2	

**FIRSTS UNDER JIM LARRAÑAGA**

First game: Nov. 11, 2011 vs. Tennessee Tech. W, 69-58.  
 First starting lineup: Malcolm Grant, Durand Scott, Garrius Adams, Erik Swoope, Kenny Kadji.  
 First opening tip: Miami - Kenny Kadji.  
 First UM FG: 18:38, Durand Scott, 3-pointer.  
 First lead: 18:38, 3-0.  
 First halftime score: Tennessee Tech 32, Miami 27.  
 First win: Nov. 11, 2011. Miami 69, Tennessee Tech 58.  
 Attendance at first game: 3,600.  
 First loss: Nov. 25, 2011 at Ole Miss, 64-61 (OT).  
 First road win: Dec. 22, 2011 at Charlotte, 76-61.  
 First ACC game: Jan. 7, 2012 at Virginia, L, 52-51.  
 First ACC win: Jan. 18, 2012 vs. Clemson, 76-73.

**JIM LARRAÑAGA = PROGRAM CHANGER****In Coach L's 14 Seasons at George Mason ...**

- .626 winning percentage
- 13 straight winning seasons
- A Final Four appearance
- 5 trips to the NCAA tournament
- 9 postseason appearances
- First national ranking
- First appearance in Top 10
- First wins over Top 10 teams
- Winningest coach in league history

**Seven Seasons before Coach L at GMU...**

- .340 winning percentage
- 7 straight losing seasons
- 0 postseason appearances
- Worst team in the CAA

**WEIGHT ROOM GAINS**

UM has made great strides in the weight room since the arrival of Coach Jim Larrañaga and strength & conditioning coach Jim Krumpo. When Krumpo first arrived at Miami in the spring of 2011, the team bench pressed an average of 231 pounds. By the fall of 2011, that number jumped to 257 lbs, and in the fall of 2012, the Canes are benching 270. In the vertical jump, the players averaged 32.4 inches in the spring of 2011, 34.4 inches in the fall of 2011 and are now at 35 inches. The team also averages 270 lbs. in the front squat. Some impressive individual numbers include: Bishop Daniels gained six inches on his vertical jump; Kenny Kadji lost 20 pounds and gained strength; Erik Swoope benches 340 pounds.

## MIAMI'S 2012-13 RECORD WHEN...

Record	Overall	ACC
All games	23-5	14-2
Home	13-0	7-0
Away	10-3	7-2
Neutral	0-2	

November	4-1	
December	4-2	
January	8-0	7-0
February	7-1	7-1
March	0-1	0-1
April		

Vs. Top 10 opponents	1-2
Vs. Top 25 opponents	3-2
Vs. RV opponents	2-0
Vs. teams over .500 on game day	19-3
Vs. teams under .500 on game day	2-2
Vs. teams at .500 on game day	2-0
While UM is in the top 25	10-2
While UM is RV (only)	6-2
In overtime games	0-1

Leading at halftime	16-2
Trailing at halftime	6-3
Tied at halftime	1-0
Single overtime	0-1
Double overtime	--
Leading with 2:00 left in regulation	20-1
Trailing with 2:00 left in regulation	3-4
Tied with 2:00 left in regulation	--

UM shoots 50% or better from field	7-0
UM shoots 40-49% from field	14-1
UM shoots under 40% from field	2-4
Opp. shoots 50% or better from field	1-2
Opp. shoots 40-49% from field	7-2
Opp. shoots under 40% from field	14-1
UM shoots 70% or better from the line	10-1
UM shoots less than 70% from the line	13-4

UM has more 3-point FGs	12-2
UM has fewer 3-point FGs	11-3
3-point FGs are even	--

Four or more Canes in double figures	13-2
Three Canes score in double figures	7-2
Two or less Canes score in double figures	3-1

UM outrebounds opponent	16-2
Opp. outrebounds UM	6-3
Tied in rebounds	1-0
UM records 10 or more steals	4-1
UM records 15 or more assists	7-0
UM commits less than 15 turnovers	19-4
UM commits 15 or more turnovers	4-1
UM commits less turnovers than opp.	10-3
UM commits more turnovers than opp.	9-1
Tied in turnovers	4-1

UM scores 59 points or less	3-3
UM scores between 60-69 points	4-1
UM scores between 70-79 points	13-1
UM scores between 80-89 points	2-0
UM scores between 90-99 points	1-0
UM scores 100 or more points	--

Playing during the afternoon	5-2
Playing in the evening (5 p.m. or later)	18-3
Games decided by three points or less	3-2
Games decided by four to 10 points	7-0
Games decided by 11-20 points	7-3
Games decided by more than 20 points	6-0

## MIAMI VS. THE ACC IN THE COACH L ERA

After defeating NC State on Feb. 2 and Virginia on Feb. 19, Miami has now defeated all 11 ACC opponents at least once in the Coach L era. In his first season at UM, Coach Larrañaga and the Canes defeated eight of their 11 ACC opponents at least once. Coach L added three more teams this season, downing both UNC and NC State on their home courts and Virginia in Coral Gables. Last season Miami beat Boston College in both meetings, and downed five teams in their sole matchup - Clemson, Duke, Virginia Tech, Georgia Tech and Wake Forest. UM split games with Maryland and Florida State, but lost to North Carolina (twice), NC State (twice) and Virginia.

## DOUBLE-DIGIT ROAD VICTORIES FOR THE CANES

According to research by the AP, Miami (1998-99, 2012-13) is now the third Power 6 school in the last 15 years to have at least two seasons of double-digit road victories, joining Duke (98-99, 99-00, 2000-01 and 05-06) and Stanford (1998-99, 99-00, 2000-01 and 03-04). No other BCS school in that span has done it more than once.

Only eight Power 6 teams in the last 15 years have more road wins in a season than Miami's 10 so far in 2012-13.

## Most road wins, last 15 years, Power 6 schools

1. North Carolina, 2007-08, 13-0
2. Mississippi State, 2003-04, 12-0
3. Arizona, 2002-03, 11-1
  - Connecticut, 1998-99, 11-0
  - Kansas, 2001-02, 11-1
  - Michigan State, 1998-99, 11-3
  - Stanford, 1998-99, 11-3
  - Stanford, 2000-01, 11-0
9. 15 teams have won 10, including Miami this season

## FOUR 20+ POINT WINS IN ACC PLAY

According to @STATS\_CBK: The @CanesHoops team has 4 conference wins this year by at least 20 pts. In its previous 8 seasons in the ACC, they had 5 such wins combined. This season Miami has defeated Duke (+27), North Carolina (+26), Florida State (+24) and Boston College (+22) at home. The Canes also downed Virginia Tech by 18.

## COACH L IN THE TOP 10

Miami coach Jim Larrañaga is the 10th coach in the last 10 years to lead two top-10 programs, according to research by the AP.

Miami was No. 2 on Feb. 18, and following the 2006 season, George Mason was listed as the No. 8 team in the nation in the USA TODAY Coaches Poll on March 28.

The other nine coaches are: John Calipari - Memphis, Kentucky; Mark Gottfried - Alabama, North Carolina State; Tubby Smith - Kentucky, Minnesota; Kelvin Sampson - Oklahoma, Indiana; Bob Huggins - Cincinnati, West Virginia; John Beilein - West Virginia, Michigan; Mark Turgeon - Wichita State, Texas A&M; Tom Crean - Marquette, Indiana; Sean Miller - Xavier, Arizona.

## CANES ON THE ROAD IN THE ACC

This season Miami is 7-2 in ACC road games and 7-0 at home. Prior to this season, the Canes had totalled 16 ACC road wins, topping out at three - which UM accomplished in Larrañaga's first season - and in both 2005-06 and 2004-05. The seven road wins also tie the number of ACC regular-season road wins UM has had in the previous four years combined.

Miami's seven home wins top last season and the 2007-08 season for most home ACC wins.

Year	Home ACC	Road ACC
2012-13	7-0	7-2
2011-12	6-2	3-5
2010-11	4-4	2-6
2009-10	4-4	0-8
2008-09	5-3	2-6
2007-08	6-2	2-6
2006-07	3-5	1-7
2005-06	4-5	3-4
2004-05	4-4	3-5

## COACHING COORDINATORS FOR UM

Miami's assistant coaching staff is set up in a coordinator system, with Eric Konkol as the offensive coordinator, Michael Huger manning the defense and Chris Caputo handling the scout for every opponent.

## MIAMI'S LARGEST IN 2012-13

Lead	34 vs. Duke, 1/23
Deficit	26 vs. Arizona, 12/23
Margin of Victory	31 vs. Charlotte, 12/14
Margin of Defeat	19 vs. Arizona, 12/23
Halftime Lead	23 vs. Duke, 1/23
Halftime Deficit	13 at Wake Forest, 2/23
Deficit in Win	12 at Virginia Tech, 1/30
Halftime Deficit in Win	6 vs. La Salle, 1/2
Lead in Loss	10 at FGCU, 11/13
Halftime Lead in Loss	2, vs. Indiana State, 12/25

## DOUBLE-DOUBLES in 2012-13

<b>Julian Gamble</b>			
12/22/12	vs. Hawai'i	16 p	13 r
<b>Reggie Johnson</b>			
11/09/12	vs. Stetson	22 p	11 r
11/28/12	vs. Michigan St.	10 p	11 r
12/01/12	at UMass	19 p	13 r
12/18/12	at UCF	16 p	13 r
<b>Kenny Kadji</b>			
11/09/12	vs. Stetson	12 p	12 r
11/24/12	vs. Detroit	14 p	11 r
01/02/13	vs. La Salle	14 p	11 r
01/05/13	at Georgia Tech	11 p	14 r
03/02/13	at Duke	17 p	10 r
<b>Shane Larkin</b>			
1/23/13	vs. Duke	18 p	10 r
<b>Durand Scott</b>			
12/14/12	vs. Charlotte	16 p	12 r

## 20-POINT GAMES IN 2012-13

27	Shane Larkin	11/16/12	vs. Jacksonville
25	Shane Larkin	03/02/13	at Duke
25	Shane Larkin	01/30/13	at Virginia Tech
25	Durand Scott	01/23/13	vs. Duke
22	Shane Larkin	02/27/13	vs. Virginia Tech
22	Shane Larkin	02/13/13	at Florida State
22	Kenny Kadji	01/23/13	vs. Duke
22	Reggie Johnson	11/09/12	vs. Stetson
22	Rion Brown	02/05/13	vs. Boston College
22	Rion Brown	01/05/13	at Georgia Tech
20	Kenny Kadji	02/27/13	vs. Virginia Tech
20	Durand Scott	12/22/12	at Hawai'i

## AT THE BANKUNITED CENTER (BUC)

Year	Season	Cumulative
2002-03*	4-5	
2003-04	10-8	14-13
2004-05	11-5	25-18
2005-06	11-5	36-23
2006-07	8-7	44-30
2007-08	14-2	58-32
2008-09	12-4	70-36
2009-10	12-4	82-40
2010-11	13-4	95-44
2011-12	12-3	107-47
2012-13	13-0	120-47

\*Opening Day at the BankUnited Center  
Jan. 4, 2003 vs. North Carolina, W, OT 64-61

## LED (TIED) THE TEAM IN....

	Points	Rebounds	Assists	Steals	Blocks
<b>Akpejori</b>	-	-	-	(1)	-
<b>Daniels</b>	-	-	-	1 (1)	-
<b>Brown</b>	2	1 (1)	-	(1)	(1)
<b>Gamble</b>	-	2 (3)	-	(1)	10 (5)
<b>Jekiri</b>	-	-	-	-	1 (1)
<b>Johnson</b>	2	9 (1)	-	(1)	3 (1)
<b>Kadji</b>	6	5 (4)	-	1 (1)	5 (7)
<b>Larkin</b>	8 (2)	2 (1)	20 (3)	7 (9)	-
<b>McKinney Jones</b>	2	1	2	3 (3)	-
<b>Scott</b>	6 (2)	2 (2)	3 (2)	5 (6)	-
<b>Swoope</b>	-	-	-	-	(1)

**MBB INKS BURNETT AND REED TO NLI**

Jim Larrañaga has announced the signing of Deandre Burnett and Davon Reed to National Letters of Intent, on Nov. 20.

Burnett is a 2012 Parade All-American, one of only two players from the state of Florida and one of five Atlantic Coast Conference recruits to earn the honor. Originally from Florida, Burnett is currently attending Massanutten Military Academy (Va.).

At 6-1, 190 pounds, the shooting guard averaged 36.2 points, six rebounds and four assists per game as a senior at Carol City High School in Miami Gardens, Fla. The fourth leading scorer in the nation notched 45 points three times in his final prep season, earning first team Miami-Dade County honors as a junior while leading the Chiefs to an 18-4 record. He has averaged more than 20 points per game since his sophomore campaign.

Burnett played AAU ball for Team U and is touted for his ability to attack the basket in transition, score through contact and pressure the ball full court.

Burnett chose Miami over offers from Virginia, Mississippi, South Carolina, La Salle, FAU, Georgia Southern, FIU and Stetson. He is Larrañaga's third signee from the state of Florida, joining current Hurricanes sophomore Shane Larkin (Dr. Phillips) and freshman Tonye Jekiri (Champagnat).

Reed, a native of Princeton, N.J., is a four-star swingman listed as a Top 100 player (No. 97) by Rivals.com and No. 78 in the Class of 2013 by ESPN. He is the third-best talent in New Jersey and 18th best nationally at the shooting guard position, according to ESPN.com and Rivals ranks him as 24th among shooting guards.

He is a 6-6, 195-pound guard who averaged 27 points and nine rebounds per game for Princeton Day School (N.J.) last season. He enters his senior season with 1,473 points in 78 career games, an 18.9 ppg clip.

He is a multidimensional, athletic player who can handle the ball, has a solid shot and can defend the perimeter. He can play the 2 or the 3, and can defend the 1, 2 or 3 positions.

This summer, Reed participated in the Kevin Durant Skills Academy and played the AAU circuit with Team Final from New Jersey.

Reed chose Miami over offers from Wake Forest, Cincinnati, Xavier and Memphis, among others.

**ACC COACHES TELECONFERENCE**

The 12 ACC head basket-ball coaches will be featured on nine Monday teleconferences during the 2012-13 season. The season's first teleconference will take place on Jan. 7, 2013, and continue through March 11. Each coach will have 10 minutes to make an opening statement and answer questions. There will be an instant replay of each teleconference on the Conference's internet site TheACC.com each Monday afternoon.

Jeff Bzdelik, Wake Forest	10:30
James Johnson, Virginia Tech	10:40
Tony Bennett, Virginia	10:50
Mark Gottfried, NC State	11:00
Roy Williams, North Carolina	11:10
<b>Jim Larrañaga, Miami</b>	<b>11:20</b>
Mark Turgeon, Maryland	11:30
Brian Gregory, Georgia Tech	11:40
Leonard Hamilton, Florida State	11:50
Mike Krzyzewski, Duke	12:00
Brad Brownell, Clemson	12:10
Steve Donahue, Boston College	12:20
Media Phone Number:	913-312-0641

**METEORIC RISE IN NATIONAL POLLS**

According to research by The AP, Miami is the sixth school to ascend from unranked to the top five in four weeks or less since the AP Top 25 began in 1989-90. Connecticut was the last school to make the leap, doing so in 2010-11. Syracuse (2009-10), Georgia Tech (2003-04), Arizona (1995-96) and Kansas (1989-90) have also gone from unranked to the top five in four weeks or less.

**CANES IN THE POLLS**

On Jan. 28, Miami made a historic climb in the national polls jumping 11 spots in the AP Poll and entering the USA TODAY poll for the first time since December 2008, posting a No. 14/15 ranking. According to the Associated Press, Miami's climb in the AP Poll was tied for the second-largest since the poll expanded to 25 teams in 1989-90. Arizona holds the record for the biggest rise, jumping 15 spots in November 1995. Miami's late-January rise is the second-latest behind UConn's +12 jump in March of 2011 after winning the BIG EAST Tournament.

Miami was No. 2/2 on Feb. 18, marking the school's highest rank in both the AP and USA TODAY. Miami's highest AP rank was No. 8, on March 1, 1960 and highest USA TODAY rank was No. 10 on March 1, 1999.

**MIAMI DEFEATS THE NORTH CAROLINA TRIANGLE**

For the first time in history, Miami has defeated all three teams in The Triangle - North Carolina, Duke and North Carolina State - in the same season. In 2008, Miami downed both Duke and NC State, but couldn't topple UNC. The Canes have defeated the three teams (4x) by a total of 63 points, this season. In Miami's nine previous wins over teams in The Triangle, the Canes outscored those teams by a total of 58 points.

**MIAMI STARTS 13-0 IN ACC**

*Thanks to the ACC and AP for the following notes:*

- Miami was the first ACC school not named Duke or North Carolina to start 12-0 in conference play since Virginia in 1981, when Coach L was an assistant with the Cavaliers. UVa. started that year 12-0. NC State went 12-0 in 1972-73.
- The last ACC team to go 13-0 was Duke in 2005-06.
- Prior to Miami's 13-0 start, no team besides Duke or UNC had started 13-0.

**LARKIN IMPROVES IN YEAR TWO**

Sophomore Shane Larkin has drastically improved his stat line in his second year with the Canes, averaging 13.8 ppg, 4.3 assists, 3.9 rpg and 2.7 steals through 28 games. In just 28 games, Larkin has already surpassed last season's 33-game totals of 32 3-point field goals, 81 assists and 50 total steals.

Category	2011-12 (33g)	'12-13 (28g)
Points	7.4	13.8
FG Percent	36.0	48.6
3-Point Field Goals	32	52
Assists	81	121
Steals	50	56
Rebounds	2.5	3.9
Minutes	25.6	36.2

**LARKIN'S STATS VS. NO. 1 DUKE ON JAN. 23**

Shane Larkin notched his first career double-double with 18 points (8-of-14) and 10 rebounds against Duke on Jan. 23. He added five assists and a steal in 36 minutes. Larkin is the first player with 18+ pts, 10+ reb, 5+ ast in win vs. No. 1 team since Dwyane Wade in 2003 regional final vs. Kentucky. Larkin earned ACC Player of the Week for his efforts against Duke that week.

**CANES IN THE PROS**

DeQuan Jones	Orlando Magic
James Jones	Miami Heat
John Salmons	Sacramento Kings
Jack McClinton	Fort Wayne Mad Ants (D-League)
Adrian Thomas	Bakersfield Jam (D-League)
Brian Asbury	Cajasol Banca Civica Sevilla (Spain)
Malcolm Grant	Wollongong Hawks (Australia)
Lance Hurdle	Wollongong Hawks (Australia)
Anthony King	Artland Dragons (Germany)

**2012-13 Record Chasers****REBOUNDS, CAREER**

1. Rick Barry, 1962-65	1,274
2. Willie Allen, 1968-71	916
3. Harry Manushaw, 1958-61	914
7. Anthony King, 2003-08	824
<b>8. Reggie Johnson, 2009-p</b>	<b>808</b>

**BLOCKED SHOTS, CAREER**

1. Constantin Popa, 1991-95	263
5. Tito Horford, 1986-88	125
6. Dennis Burns, 1985-89	123
<b>7. Julian Gamble, 2009-p</b>	<b>121</b>
8. Elton Tyler, 1997-2000, 2001-02	114
<b>9. Reggie Johnson, 2009-p</b>	<b>113</b>

**POINTS SCORED (FG-FT), CAREER**

1. Rick Barry, 1962-65 (816-666)	2,298
2. Eric Brown, 1985-89 (805-633)	2,270
8. Dennis Burns, 1985-89 (690-205)	1,594
<b>9. Durand Scott, 2009-p</b>	<b>1,543</b>

**ASSISTS, CAREER**

1. Vernon Jennings, 1996-00	520
2. Kevin Norris, 1994-98	493
3. John Salmons, 1998-02	429
4. Kevin Presto, 1985-98	412
<b>5. Durand Scott, 2009-p</b>	<b>386</b>

**GAMES STARTED, CAREER**

<b>1. Durand Scott, 2009-p</b>	<b>117</b>
2. Darius Rice, 2000-04	113

**STEALS, CAREER**

1. Kevin Norris, 1994-98	208
2. Vernon Jennings, 1996-00	199
3. John Salmons, 1998-02	192
6. Jake Morton, 1988-93	167
<b>7. Durand Scott, 2009-p</b>	<b>157</b>

**STARTERS BY GAME**

SU	Larkin	Brown	McKinney Jones	Kadji	Johnson
FGCU	Larkin	Brown	McKinney Jones	Kadji	Johnson
JU	Larkin	Brown	McKinney Jones	Kadji	Gamble
Detroit	Larkin	Scott	McKinney Jones	Kadji	Gamble
MSU	Larkin	Scott	McKinney Jones	Kadji	Johnson
UMass	Larkin	Scott	McKinney Jones	Kadji	Johnson
Charlotte	Larkin	Scott	McKinney Jones	Kadji	Johnson
UCF	Larkin	Scott	McKinney Jones	Kadji	Johnson
Hawai'i	Larkin	Scott	Brown	Kadji	Gamble
Arizona	Larkin	Scott	Brown	Kadji	Gamble
Ind. St.	Larkin	Scott	McKinney Jones	Kadji	Gamble
LaSalle	Larkin	Scott	McKinney Jones	Kadji	Gamble
Ga. Tech	Larkin	Scott	McKinney Jones	Kadji	Gamble
UNC	Larkin	Scott	McKinney Jones	Kadji	Gamble
MD	Larkin	Scott	McKinney Jones	Kadji	Gamble
BC	Larkin	Scott	McKinney Jones	Kadji	Gamble
Duke	Larkin	Scott	McKinney Jones	Kadji	Gamble
FSU	Larkin	Scott	McKinney Jones	Kadji	Gamble
VT	Larkin	Scott	McKinney Jones	Kadji	Gamble
NC State	Larkin	Scott	McKinney Jones	Kadji	Gamble
BC	Larkin	Scott	McKinney Jones	Kadji	Gamble
UNC	Larkin	Scott	McKinney Jones	Kadji	Gamble
FSU	Larkin	Scott	McKinney Jones	Kadji	Gamble
Clemson	Larkin	Scott	McKinney Jones	Kadji	Gamble
Virginia	Larkin	Scott	McKinney Jones	Kadji	Gamble
WF	Larkin	Scott	McKinney Jones	Kadji	Gamble
VT	Larkin	Brown	McKinney Jones	Kadji	Gamble
Duke	Larkin	Scott	McKinney Jones	Kadji	Johnson

**RECORD BY STARTING LINEUP**

Larkin, Scott, McKinney Jones, Kadji, Gamble	15-2
Larkin, Scott, McKinney Jones, Kadji, Johnson	4-1
Larkin, Brown, McKinney Jones, Kadji, Johnson	1-1
Larkin, Brown, McKinney Jones, Kadji, Gamble	2-0
Larkin, Scott, Brown, Kadji, Gamble	1-1



**CANES & COACH L MAKE COMMITMENT**

The University of Miami and Coach Jim Larrañaga have agreed to terms on a three-year contract extension that will run through April 30, 2019. Larrañaga's extension adds three years to his existing five-year contract which began in April 2011.

**GAMBLE HOSTS A 3.6-SECOND BLOCK PARTY**

From the AP's @TimReynolds: Over one stretch of his Miami career, Julian Gamble played 73 minutes without a blocked shot. He blocked three in 3.6 seconds against Virginia.

**MILESTONE NUMBERS FOR THREE CANES**

With six points against Virginia, Durand Scott has topped the 1,500 point plateau in his four years with the Canes. He is the 10th player in Miami history to score 1,500 points in his career. Scott has started 117 games at Miami, the most by a Cane, topping Darius Rice's 113 from 2000-04.

Sophomore PG Shane Larkin has 121 assists in 28 games this season. A year ago, Larkin posted 81 assists in 32 games. Teammate Durand Scott has posted a pair of 100-assist seasons, his freshman (113) and sophomore (112) campaigns, added to 93 last year. Scott has 68 assists in 25 games this year.

With 14 points against Florida State on Feb. 13, Reggie Johnson became the 34th Cane to top the 1,000 point plateau, joining teammate Durand Scott on the list. Johnson notched 204 points in 32 games as a freshman, 430 in 36 games his sophomore season and 231 in just 23 games last year.

**DOWNING DUKE AND UNC BY 20+**

This season the Hurricanes defeated Duke 90-63 and UNC 87-61. Miami is the first team to beat Duke and UNC by 20+ points in the same season since Maryland in '74-'75 season and the first team to beat Duke and UNC by 25+ points since the start of ACC play in 1953.

**WHO SCORED FIRST?**

Miami is 8-1 when Kenny Kadji is the first Cane to score, and 5-1 when Durand Scott scores Miami's first points in the game. UM is 4-0 when Larkin scored first and 3-2 with Julian Gamble, 2-0 after Rion Brown does, 1-1 with Trey McKinney Jones.

**SCORING FROM EVERYONE**

In Miami's 28 games, seven players have notched at least 15 points in a game. Durand Scott leads the way with 13 times, followed by 10 times by Shane Larkin and nine from Kenny Kadji.

Durand Scott: 15 (5x), 16, 17 (3x), 18 (2x), 20, 25  
Shane Larkin: 15 (2x), 18 (3x), 22 (2x), 25 (2x), 27  
Kenny Kadji: 16, 17 (3x), 18 (2x), 19, 20, 22  
Reggie Johnson: 15, 16, 19, 22  
Julian Gamble: 16 (2x)  
Rion Brown: 22 (2x)  
Trey McKinney Jones: 15, 18

**COACH L COACHING TREE**

Jamie Angeli - assistant - Stetson women  
Joe Barer - head coach in high school  
Scott Cherry - head coach - High Point  
Bill Courtney - head coach - Cornell  
Kent Dernbach - assistant - University of Wisconsin Stephens Point  
Brian Ellerbe - former head coach - Michigan. Now assistant - DePaul  
Jerry Francis - former head coach - Prairie View.  
Mike Gillian - head coach - Longwood  
Stan Heath - head coach - University of South Florida  
Marc Iavaroni - former head coach - Memphis Grizzlies. Now assistant - LA Clippers  
James Johnson - head coach - Va. Tech  
Derek Kellogg - head coach - UMass  
Scott Lombardi - assistant - George Mason  
Steve Merfeld - former head coach - Evansville. Now assistant - Creighton  
Keith Nofitz - former assistant - Central Michigan. Now head coach - high school  
Jeff Schneider - former head coach - Cal Poly San Luis Obispo  
Anthony Solomon - former head coach - St. Bonaventure. Now assistant - Notre Dame  
Ricky Stokes - former head coach - Va. Tech  
Jeff Westlund - assistant - Bethel  
Ricky Yahn - assistant - Longwood

**HOLDING OPPONENTS TO LESS THAN 50 PERCENT**

Miami has allowed only three opponents to shoot better than 50.0 percent from the field this season - NC State (53.8%), Wake Forest (54.2%) and Duke (52.0%). Miami has hit more than half of their shots six times, including 59.0 percent vs. Jacksonville and 56.9 percent vs. No. 1 Duke.

**UNDEFEATED IN JANUARY**

Miami was a perfect 8-0 in January, posting a 7-0 ACC record. The last time UM was undefeated for an entire month was November 2009, when Miami was 7-0 in non-conference play. In conference action, Miami was 8-0 in February 1999.

**GAMBLE STEPS UP IN ABSENCE OF JOHNSON**

Julian Gamble moved into the starting lineup in the absence of Reggie Johnson and took full advantage of the opportunity. In nine games without Johnson, Gamble more than doubled his point production and increased his rebounds from less than two per game to 7.6 each night.

A year ago, Gamble didn't know if he'd be granted a sixth year of eligibility with the Canes. In his senior campaign, the native of Durham is posting career numbers, topping his junior year stats.

	First 8 games	W/out Reggie	Jr. Year
Minutes	13.0	27.0	15.2
Points	4.3	8.9	4.0
Rebounds	1.8	7.5	3.4
Blocks	0.6	2.3	0.8

**LARKIN IN THE AIR**

At 5-11, sophomore point guard Shane Larkin grabbed 19 rebounds in two games with 10 against No. 1 Duke and nine vs. Florida State. He has pulled down at least four rebounds in nine of the last 13 games and 14 times this season.

Larkin also took flight offensively in the game against Duke, throwing down his first dunk of the season. Against Virginia Tech, Larkin blocked a pair of shots within six seconds of one another.

**LARKIN ACC AND NATIONAL PLAYER OF THE WEEK**

Sophomore Shane Larkin has earned Oscar Robertson National Player of the Week by the USBWA and ACC Player of the Week honors after leading the Canes to a pair of conference road wins against Virginia Tech and No. 19 NC State. The sophomore averaged 19.0 points, 4.0 assists, 4.0 steals, 3.0 rebounds and 1.0 blocks in 38.5 minutes per game for the No. 14/15 Miami Hurricanes. Larkin hit 60.9 percent (14-23) from the field and hit 7-15 (46.7%) from distance in his two outings.

**LARRAÑAGA EARNS 500th WIN**

Head coach Jim Larrañaga is in his 29th season as a head coach, posted his 500th win at Georgia Tech on Jan. 5 in Atlanta. Entering the 2012-13 season, Coach L was tied for 20th on the list of winningest active Division-I head coaches. Currently 17 active D-I coaches have 500 wins.

**LARRAÑAGA AND OBAMA**

In his three visits to the UM campus in the past year, President Barack Obama was greeted by Coach Larrañaga and attended each event. Larrañaga has met the President a dozen times, dating back to Coach L's tenure in Fairfax, Va., at George Mason. Larrañaga's son, John, also plays basketball with the President.

**CELTICS & LINSANITY ASSOCIATED WITH COACH L**

Coach Jim Larrañaga's son, Jay, was hired by the Boston Celtics as an assistant coach for the 2012-13 season. Jay was previously the head coach of the Erie Bayhawks, the Knicks' Developmental League team where Jeremy Lin played one game before being sent to New York City. In that one game, Lin delivered the single-best performance by an Erie player this season notching the team's only triple-double thus far, scoring 28 points, dishing out 12 assists and grabbing 11 rebounds in the BayHawks' 122-113 win over Maine.

**UM Communications**

**Assoc. AD for Communications** Chris Freet

c.freet@miami.edu

**MBB Contact** Amy Woodruff

**Assistant Director of Communications**

**Work/Cell** (305) 284-3241 / (813) 410-1194

**Email** a.woodruff@miami.edu

**Website** www.HurricaneSports.com

**2012-13 UM Quick Facts**

<b>Location</b>	Coral Gables, Fla.
<b>Stadium</b>	BankUnited Center
<b>Press Row</b>	305-284-2111
<b>Capacity</b>	7,200
<b>Enrollment</b>	15,524
<b>Founded</b>	1925
<b>Colors</b>	Orange, Green, White
<b>Nickname</b>	Hurricanes
<b>Mascot</b>	Sebastian the Ibis
<b>Conference</b>	Atlantic Coast
<b>President</b>	Dr. Donna E. Shalala
<b>Interim Director of Athletics</b>	Blake James
<b>Address</b>	5821 San Amaro Drive Coral Gables, Fla. 33146

**2011-12 Overall Record** 20-13

**Home/Away/Neutral** 14-4/5-8/1-1

**2011-12 ACC Record** 9-7

**2011-12 ACC Finish** T-4

**Starters Returning / Lost** 4/1

**Lettermen Returning / Lost** 10/2

**Head Coach** Jim Larrañaga

**Alma Mater** Providence, 1971

**Record at UM** 43-87 / second season

**Overall Record** 513-352 / 29th season

**STAFF**

Eric Konkol Wisconsin-Eau Claire, '00  
Michael Huger Bowling Green, '94  
Chris Caputo Westfield (Mass.) State, '02  
Director of Operations Mike Summey  
Assoc. Director of Operations Jaime Vathielil  
Athletic Trainer Wes Brown  
Strength & Conditioning Coach Jim Krumpus

**HISTORY**

**First Season of Basketball** 1926

**Overall All-Time Record** 911-685

**Year UM Joined ACC** 2004-05

**NCAA Appearances** Six

1960, 1998, 1999, 2000, 2002, 2008

**Last NCAA Appearance** L, 75-72

Second Round vs. Texas, 2008

**NIT Appearances** 10

1961, 1963, 1964, 1995, 1997,

2001, 2005, 2006, 2009, 2011

**Last NIT Appearance** L, 79-64

Quarterfinals vs. Alabama, 2011

**COMMUNICATIONS POLICIES**

All interview requests for assistant coaches or athletics department staff members must also be approved and cleared by the UM Communications office and/or basketball contact Amy Woodruff. Credential requests are taken via e-mail to Amy Woodruff (A.Woodruff@miami.edu). Any misuse of credentials will result in removal from the BankUnited Center and the permanent voiding of the credential. The UM locker room is closed at all times. For home games, Coach Larrañaga and a handful of Hurricane players will report to the media room for interviews following the opposing team's postgame press conference.

**MIAMI IN NCAA STATS** *As of March 3*

Category	Rank	Actual	National Leader	Actual
Won-Lost Percentage (345 ranked)	16	82.1	Gonzaga	93.5
Final Points (345 ranked)	193	1939.0	Detroit	2446.0
Scoring Offense (345 ranked)	129	69.3	Northwestern St.	82.9
Scoring Defense (345 ranked)	35	59.9	Stephen F. Austin	50.6
Scoring Margin (345 ranked)	44	9.4	Indiana	20.1
Field-Goal Percentage (345 ranked)	60	45.8	Creighton	51.1
Field-Goal Percentage Defense (345 ranked)	26	38.9	Kansas	35.4
Three-Point Field Goals Per Game (345 ranked)	120	6.6	Iowa St.	9.9
Three-Point Field-Goal Percentage (345 ranked)	102	35.2	Weber St.	43.1
Three Pt FG Defense (345 ranked)	63	31.2	Stephen F. Austin	27.3
Free-Throw Percentage (345 ranked)	258	66.5	Davidson	80.9
Rebound Margin (345 ranked)	108	2.5	Colorado St.	12.2
Assists Per Game (345 ranked)	280	11.3	Ohio	18.5
Assist Turnover Ratio (345 ranked)	129	1.02	Notre Dame	1.58
Blocked Shots Per Game (345 ranked)	38	4.8	St. John's (NY)	7.3
Steals Per Game (345 ranked)	203	6.5	VCU	12.2
Final Opp Points (345 ranked)	323	1676.0	Longwood	2525.0
Turnovers Per Game (345 ranked)	23	11.1	Wisconsin	9.4
Turnover Margin (345 ranked)	119	1.0	VCU	8.3
Personal Fouls Per Game (345 ranked)	15	14.6	Western Ill.	12.4

**HURRICANES IN NCAA STATS** *As of March 3*

Category	Player	Rank	Actual	National Leader	Actual
Field-Goal Percentage (250 ranked)	Shane Larkin	102	48.6	Taylor Smith, SFAust	69.9
Assists Per Game (250 ranked)	Shane Larkin	109	4.3	Jason Brickman, LIU	8.5
Blocked Shots Per Game (250 ranked)	Julian Gamble	76	1.86	Nerlens Noel, Ky	4.42
	Kenny Kadji	146	1.36		
Steals Per Game (250 ranked)	Shane Larkin	51	2.0	Anthony Hickey, LSU	3.2
	Durand Scott	139	1.68		
Assist Turnover Ratio (250 ranked)	Shane Larkin	105	1.92	Trey Burke, Mich.	3.59
Double Doubles (250 ranked)	Kenny Kadji	152	5.0	Jerrelle Benimon, Towson	20.0
				Keith Rendleman, NCWilm	20.0

**UNIVERSITY OF MIAMI****Academic Prestige**

- No. 1 University in the state of Florida: Ranked No. 44 in Nation by US News & World Report
- Miami ranks No. 17 among BCS schools by US News & World Report
- UM, Northwestern and Duke are the only three BCS schools to record an APR score of 980 or better in football, men's basketball and baseball.
- University of Miami student-athletes have recorded a Graduation Success Rate (GSR) of 93 percent, the highest mark ever achieved for the school's athletics department. Miami basketball scored a 980 academic progress rate (APR), ranking in the 80-90th percentile nationally among men's basketball teams.

**Graduation Rates**

- Miami basketball has graduated 27 of 28 players over the last eight years
- 25 of 25 of Coach L's players have graduated since 2006

**Small, Private School Environment**

- 75% of UM classes have 25 or fewer students; 50% of classes have 15 or fewer students
- 11:1 student-to-faculty ratio
- Less than 10,000 undergraduate students enrolled

**Diversity**

- Miami ranks fifth among BCS schools in diversity (behind Cal, Stanford, UCLA, and USC) – 49% of UM students are minorities.

- Miami is rated No. 3 in race and class interaction by Princeton Review

**Competitive Admissions**

- 2,000 incoming freshmen out of a pool of 27,700 applications received
- 50% of new freshmen graduated in the top 5% of their class
- Average weighted GPA is 4.2

**TOP SEVEN CANES VS. GEORGIA TECH**

Rion Brown	Min	Avg	FG	FGA	Pct	3FG	3FGA	3Pct	FT	FTA	Pct	Off	Def	Tot	Avg	PF	FO	Ast	TO	Blk	Stl	Pts	Avg		
2010-11	2	0	48	24.0	3	14	.214	2	8	.250	0	2	.000	2	9	11	5.5	5	0	4	4	0	8	4.0	
2011-12	2	0	35	17.5	4	11	.364	2	6	.333	0	0	.000	2	4	6	3.0	3	0	1	1	0	10	5.0	
2012-13	1	0	23	23.0	9	11	.818	4	6	.667	0	0	.000	1	0	1	1.0	1	0	0	0	0	22	22.0	
TOTAL	5	0	106	21.2	16	36	.444	8	20	.400	0	2	.000	5	13	18	3.6	9	0	5	5	0	40	8.0	
Julian Gamble	Min	Avg	FG	FGA	Pct	3FG	3FGA	3Pct	FT	FTA	Pct	Off	Def	Tot	Avg	PF	FO	Ast	TO	Blk	Stl	Pts	Avg		
2009-10	1	1	24	24.0	2	6	.333	0	0	.000	0	0	.000	2	5	7	7.0	2	0	2	1	0	2	4	4.0
2010-11	2	1	36	18.0	5	8	.625	0	0	.000	2	5	.400	4	6	10	5.0	4	0	2	1	1	0	12	6.0
2012-13	1	1	25	25.0	2	6	.333	0	0	.000	3	4	.750	2	5	7	7.0	4	0	1	1	2	0	7	7.0
TOTAL	4	3	85	21.3	9	20	.450	0	0	.000	5	9	.556	8	16	24	6.0	10	0	5	3	3	2	23	5.8
Reggie Johnson	Min	Avg	FG	FGA	Pct	3FG	3FGA	3Pct	FT	FTA	Pct	Off	Def	Tot	Avg	PF	FO	Ast	TO	Blk	Stl	Pts	Avg		
2009-10	1	0	16	16.0	1	3	.333	0	0	.000	8	10	.800	4	3	7	7.0	4	0	0	3	0	0	10	10.0
2010-11	2	2	56	28.0	6	10	.600	0	0	.000	1	4	.250	2	20	22	11.0	3	0	2	8	1	3	13	6.5
2011-12	2	2	50	25.0	7	21	.333	0	0	.000	1	2	.500	4	12	16	8.0	7	0	2	4	0	1	15	7.5
TOTAL	5	4	122	24.4	14	34	.412	0	0	.000	10	16	.625	10	35	45	9.0	14	0	4	15	1	4	38	7.6
Trey McKinney Jones	Min	Avg	FG	FGA	Pct	3FG	3FGA	3Pct	FT	FTA	Pct	Off	Def	Tot	Avg	PF	FO	Ast	TO	Blk	Stl	Pts	Avg		
2011-12	2	0	32	16.0	1	6	.167	1	5	.200	0	0	.000	2	1	3	1.5	2	0	1	0	1	1	3	1.5
2012-13	1	1	30	30.0	3	10	.300	1	4	.250	2	3	.667	1	4	5	5.0	0	0	2	2	0	0	9	9.0
TOTAL	3	1	62	20.7	4	16	.250	2	9	.222	2	3	.667	3	5	8	2.7	2	0	3	2	1	1	12	4.0
Kenny Kadji	Min	Avg	FG	FGA	Pct	3FG	3FGA	3Pct	FT	FTA	Pct	Off	Def	Tot	Avg	PF	FO	Ast	TO	Blk	Stl	Pts	Avg		
2011-12	2	2	64	32.0	9	25	.360	2	7	.286	6	7	.857	4	10	14	7.0	3	0	3	4	3	3	26	13.0
2012-13	1	1	31	31.0	3	9	.333	1	4	.250	4	6	.667	2	12	14	14.0	1	0	0	3	2	1	11	11.0
TOTAL	3	3	95	31.7	12	34	.353	3	11	.273	10	13	.769	6	22	28	9.3	4	0	3	7	5	4	37	12.3
Shane Larkin	Min	Avg	FG	FGA	Pct	3FG	3FGA	3Pct	FT	FTA	Pct	Off	Def	Tot	Avg	PF	FO	Ast	TO	Blk	Stl	Pts	Avg		
2011-12	2	2	56	28.0	5	11	.455	2	6	.333	6	7	.857	0	1	1	0.5	5	0	8	2	0	3	18	9.0
2012-13	1	1	36	36.0	2	7	.286	1	3	.333	0	0	.000	1	3	4	4.0	0	0	6	1	0	3	5	5.0
TOTAL	3	3	92	30.7	7	18	.389	3	9	.333	6	7	.857	1	4	5	1.7	5	0	14	3	0	6	23	7.7
Durand Scott	Min	Avg	FG	FGA	Pct	3FG	3FGA	3Pct	FT	FTA	Pct	Off	Def	Tot	Avg	PF	FO	Ast	TO	Blk	Stl	Pts	Avg		
2009-10	1	1	23	23.0	1	6	.167	0	2	.000	0	0	.000	0	3	3	3.0	3	0	2	2	1	0	2	2.0
2010-11	2	2	68	34.0	5	18	.278	2	4	.500	6	7	.857	1	6	7	3.5	7	0	5	14	1	2	18	9.0
2011-12	2	2	62	31.0	7	10	.700	0	0	.000	3	4	.750	3	10	13	6.5	3	0	3	2	0	4	17	8.5
2012-13	1	1	33	33.0	2	7	.286	0	2	.000	0	0	.000	0	0	0	0.0	3	0	4	4	0	2	4	4.0
TOTAL	6	6	186	31.0	15	41	.366	2	8	.250	9	11	.818	4	19	23	3.8	16	0	14	22	2	8	41	6.8



## LAST 5 GAMES (4-1)

##	Player	gp-gs	min	avg	fg-fga	fg%	3fg-fga	3fg%	ft-fa	ft%	off	def	tot	avg	pf	dq	a	to	blk	stl	pts	avg
00	Shane Larkin	5-5	187	37.4	27-55	.491	7-22	.318	17-22	.773	3	13	16	3.2	12	0	22	11	0	7	78	15.6
35	Kenny Kadji	5-5	155	31.0	25-51	.490	8-22	.364	8-12	.667	4	28	32	6.4	11	0	2	8	6	0	66	13.2
01	Durand Scott	5-4	171	34.2	16-49	.327	2-12	.167	13-17	.765	6	13	19	3.8	11	0	8	11	0	6	47	9.4
04	Trey McKinney Jones	5-5	138	27.6	15-29	.517	7-18	.389	5-6	.833	3	15	18	3.6	7	0	6	8	0	4	42	8.4
45	Julian Gamble	5-4	97	19.4	12-24	.500	0-0	.000	1-5	.200	9	16	25	5.0	14	0	0	2	9	0	25	5.0
15	Rion Brown	5-1	109	21.8	7-31	.226	2-15	.133	7-8	.875	3	14	17	3.4	10	0	0	5	0	1	23	4.6
42	Reggie Johnson	5-1	89	17.8	8-26	.308	0-0	.000	3-6	.500	7	19	26	5.2	11	0	4	8	3	2	19	3.8
23	Tonye Jekiri	5-0	26	5.2	3-4	.750	0-0	.000	4-6	.667	3	2	5	1.0	5	0	0	1	2	0	10	2.0
21	Erik Swoope	4-0	26	6.5	3-4	.750	0-0	.000	0-1	.000	5	3	8	2.0	6	0	1	0	0	0	6	1.5
10	Raphael Akpejori	1-0	2	2.0	0-0	.000	0-0	.000	0-0	.000	0	0	0	0.0	0	0	0	0	0	0	0	0.0
Team											9	6	15									
Total.....		5	1000		116-273	.425	26-89	.292	58-83	.699	52	129	181	36.2	87	0	43	54	20	20	316	63.2
Opponents.....		5	1000		110-259	.425	30-83	.361	60-97	.619	44	118	162	32.4	83	2	51	45	23	30	310	62.0

## DURING THE STREAK (14-0)

##	Player	gp-gs	min	avg	fg-fga	fg%	3fg-fga	3fg%	ft-fa	ft%	off	def	tot	avg	pf	dq	a	to	blk	stl	pts	avg
35	Kenny Kadji	14-14	390	27.9	71-136	.522	20-49	.408	28-48	.583	17	71	88	6.3	34	1	10	26	19	7	190	13.6
00	Shane Larkin	14-14	504	36.0	67-140	.479	27-65	.415	22-34	.647	5	59	64	4.6	17	0	67	30	3	25	183	13.1
01	Durand Scott	14-14	473	33.8	60-137	.438	11-41	.268	32-41	.780	9	42	51	3.6	35	2	39	30	0	23	163	11.6
04	Trey McKinney Jones	14-14	409	29.2	39-104	.375	21-59	.356	18-23	.783	4	39	43	3.1	17	0	27	14	1	10	117	8.4
45	Julian Gamble	14-14	331	23.6	47-83	.566	0-0	.000	13-29	.448	36	54	90	6.4	36	1	4	11	39	8	107	7.6
15	Rion Brown	14-0	285	20.4	36-79	.456	19-49	.388	14-17	.824	8	11	19	1.4	15	0	10	6	0	6	105	7.5
42	Reggie Johnson	9-0	189	21.0	23-55	.418	0-4	.000	16-25	.640	16	45	61	6.8	22	0	6	21	9	4	62	6.9
23	Tonye Jekiri	14-0	95	6.8	9-16	.563	0-0	.000	2-5	.400	13	11	24	1.7	10	0	2	7	4	3	20	1.4
21	Erik Swoope	10-0	65	6.5	4-8	.500	0-0	.000	3-9	.333	5	10	15	1.5	6	0	1	2	0	0	11	1.1
10	Raphael Akpejori	9-0	49	5.4	3-9	.333	0-0	.000	0-0	.000	3	8	11	1.2	6	0	1	1	1	3	6	0.7
03	Steve Sorenson	4-0	5	1.3	0-0	.000	0-0	.000	1-2	.500	0	0	0	0.0	0	0	0	3	0	0	1	0.3
12	Justin Heller	4-0	5	1.3	0-2	.000	0-1	.000	0-0	.000	0	1	1	0.3	1	0	1	2	0	0	0	0.0
Team											19	33	52					1				
Total.....		14	2800		359-769	.467	98-268	.366	149-233	.639	135	384	519	37.1	199	4	168	154	76	89	965	68.9
Opponents.....		14	2800		298-787	.379	74-250	.296	127-198	.641	138	323	461	32.9	230	4	140	161	41	81	797	56.9

## NON-CONFERENCE ONLY (9-3)

##	Player	gp-gs	min	avg	fg-fga	fg%	3fg-fga	3fg%	ft-fa	ft%	off	def	tot	avg	pf	dq	a	to	blk	stl	pts	avg
01	Durand Scott	9-9	324	36.0	51-100	.510	10-27	.370	31-44	.705	9	40	49	5.4	13	0	24	18	1	16	143	15.9
00	Shane Larkin	12-12	433	36.1	60-127	.472	22-50	.440	20-24	.833	4	39	43	3.6	17	0	44	27	1	27	162	13.5
42	Reggie Johnson	7-6	198	28.3	26-61	.426	1-6	.167	35-49	.714	22	49	71	10.1	15	0	8	17	13	3	88	12.6
35	Kenny Kadji	12-12	365	30.4	52-119	.437	12-41	.293	28-39	.718	21	63	84	7.0	33	0	16	25	18	8	144	12.0
04	Trey McKinney Jones	12-10	385	32.1	36-83	.434	18-43	.419	29-32	.906	7	40	47	3.9	25	0	17	13	1	11	119	9.9
45	Julian Gamble	12-6	212	17.7	28-51	.549	0-0	.000	14-29	.483	20	27	47	3.9	18	1	1	10	13	5	70	5.8
15	Rion Brown	12-5	291	24.3	23-73	.315	5-38	.132	12-20	.600	8	16	24	2.0	14	0	14	8	2	6	63	5.3
02	Bishop Daniels	3-0	50	16.7	5-11	.455	3-3	1.000	2-2	1.000	1	2	3	1.0	5	0	3	4	0	6	15	5.0
21	Erik Swoope	9-0	70	7.8	7-9	.778	1-1	1.000	3-10	.300	6	5	11	1.2	5	0	2	2	1	3	18	2.0
10	Raphael Akpejori	6-0	25	4.2	2-4	.500	0-0	.000	1-3	.333	3	4	7	1.2	1	0	0	1	2	0	5	0.8
12	Justin Heller	4-0	5	1.3	1-1	1.000	0-0	.000	0-2	.000	0	3	3	0.8	0	0	1	0	0	0	2	0.5
23	Tonye Jekiri	10-0	63	6.3	1-4	.250	0-0	.000	2-5	.400	4	5	9	0.9	13	0	1	2	3	2	4	0.4
03	Steve Sorenson	3-0	4	1.3	0-0	.000	0-0	.000	0-1	.000	0	0	0	0.0	0	0	0	0	0	0	0	0.0
Team											12	17	29					6				
Total.....		12	2425		292-643	.454	72-209	.344	177-260	.681	117	310	427	35.6	159	1	131	133	55	87	833	69.4
Opponents.....		12	2425		260-688	.378	81-261	.310	120-180	.667	141	279	420	35.0	224	6	136	156	30	64	721	60.1



# HEAD COACH JIM LARRAÑAGA

Second Season | Providence, 1971

Hometown: The Bronx, N.Y. | Head Coach: American International, 1977-79 | Bowling Green, 1986-97 | George Mason, 1997-2011 | Miami, 2011-present

## LARRAÑAGA'S CAREER

### Head Coach

2011-pres. Miami  
1997-2011 George Mason  
1986-97 Bowling Green  
1977-79 American International

### Assistant

1979-86 Virginia  
1971-76 Davidson

### Player / Coach

1977 Geronemo Basketball Club (Belgium)

## EDUCATION

Providence College, 1971, B.A. Economics  
Archbishop Malloy High School, 1967

## NCAA APPEARANCES

1999 - George Mason  
2001 - George Mason  
2006 - George Mason (Final Four)  
2008 - George Mason  
2011 - George Mason

## NIT APPEARANCES

1990 - Bowling Green  
1991 - Bowling Green  
1997 - Bowling Green  
2002 - George Mason  
2004 - George Mason  
2009 - George Mason  
2012 - Miami

## PLAYING CAREER

Geronemo Basketball Club (Belgium) 1976-77  
Providence College, 1967-71  
Archbishop Molloy, 1963-67

## MISCELLANEOUS

Clair Bee Coach of the Year, 2006  
CAA Coach of the Year, 2011  
CAA Coach of the Year, 1999

## PERSONAL

Born: Oct. 2, 1949 Hometown: Bronx, N.Y.  
Wife: Liz Sons: Jay and Jon

Jim Larrañaga was named the 12th head coach of the University of Miami men's basketball program on April 22, 2011. In Year One at The U, the Canes posted a 20-13 record, making Larrañaga the first Miami head coach to record 20 wins in his inaugural season in Coral Gables. Under the new coaching staff, UM won nine games in conference play, the first time Miami has posted a winning record in ACC play since joining the conference for the 2004-05 season. The Canes ended the season tied for fourth in the ACC, another program-best accomplishment. On Feb. 5, 2012, Coach L & Co. did what no other hoops coach at Miami had done when he took the Canes into Cameron Indoor Stadium and defeated No. 7/5 Duke. Teetering on the edge of The Dance bubble, the Canes went 1-1 in the ACC Tournament and ended up in the NIT, defeating Valparaiso, but falling to Minnesota, the eventual NIT Championship runner-up.

Larrañaga came to Miami after serving as the head coach at George Mason for 14 seasons. He guided that program to five NCAA Tournament appearances (1999, 2001, 2006, 2008, 2011) - including an unprecedented run to the 2006 Final Four that captured the nation's attention, defeating Michigan State, North Carolina, Wichita State and UConn along the way. Following that run, he was selected the 2006 Clair Bee Coach of the Year. Larrañaga built the GMU Patriots' program into a perennial contender in the highly-regarded Colonial Athletic Association, winning more games than any other coach in program and conference history (273) en route to three conference titles (1999, 2001, 2008). A two-time CAA Coach of the Year honoree, Larrañaga earned the accolade in 2011, leading the Patriots to a 27-7 overall record and 16-2 conference mark en route to the CAA regular-season title and their fifth NCAA Tournament appearance under his leadership. Seeded a program-best eighth in the NCAA Tournament, George Mason rallied from a double-digit deficit to defeat ninth-seeded Villanova, 61-57, before falling to overall No. 1 seed Ohio State in the third

## LARRAÑAGA'S CAREER RECORDS

School	Years	Overall	Conference
American International	1977-1979	27-26	none
Bowling Green	1986-1997	170-144	101-85
George Mason	1997-2011	273-164	165-79
Miami	2011-pres.	43-18	23-9
<b>Overall</b>	<b>29</b>	<b>513-352</b>	<b>289-173</b>

## COACH JIM LARRAÑAGA AT A GLANCE

2006 Clair Bee Coach of the Year Five NCAA tournament appearances  
2001 CAA Coach of the Year 2011, 2008, 2006, 2001, 1999  
1999 CAA Coach of the Year Seven postseason NIT appearances  
1997 MAC Coach of the Year 2012, 2009, 2004, 2002, 1997,  
Seven 20-win seasons 1991, 1990

28 All-Colonial Athletic Conference selections  
Coached George Evans, who was a three-time CAA Player of the Year, the CAA Rookie of the Year, a three-time CAA Defensive Player of the Year and on the CAA All-Defensive Team three times.  
Two AP All-America (honorable mention) players  
Nine CAA All-Defensive Team selections  
Eight CAA All-Rookie Team selections  
Three Dean Ehlers Award winners - given to the CAA player who best meets the criteria of academic achievement, leadership and community service.  
12 All-MAC Conference selections  
Coached Antonio Daniels - MAC Player of the Year and MAC Freshman of the Year  
Two MAC Freshman of the Year selections  
Four MAC All-Freshman Team selections

## LARRAÑAGA YEAR-BY-YEAR

Year	School	Overall W-L	Conference W-L	Finish	Post-Season
1977-78	American International	14-13			
1978-79	American International	13-13			
1986-87	Bowling Green	15-14	10-6	3	
1987-88	Bowling Green	12-16	7-9	t-5	
1988-89	Bowling Green	13-15	6-10	t-6	
1989-90	Bowling Green	18-11	9-7	t-3	NIT 0-1
1990-91	Bowling Green	17-13	9-7	t-4	NIT 0-1
1991-92	Bowling Green	14-15	8-8	5	
1992-93	Bowling Green	11-16	8-10	t-6	
1993-94	Bowling Green	18-10	12-6	t-2	
1994-95	Bowling Green	16-11	10-8	t-5	
1995-96	Bowling Green	14-13	9-9	t-6	
1996-97	Bowling Green	22-10	13-5	t-1	NIT 0-1
1997-98	George Mason	9-18	6-10	6	
1998-99	George Mason	19-11	13-3	1	NCAA 0-1
1999-00	George Mason	19-11	12-4	t-1	
2000-01	George Mason	18-12	11-5	3	NCAA 0-1
2001-02	George Mason	19-10	13-5	2	NIT 0-1
2002-03	George Mason	16-12	11-7	4	
2003-04	George Mason	23-10	12-6	3	NIT 2-1
2004-05	George Mason	16-13	10-8	6	
2005-06	George Mason	27-8	15-3	t-1	NCAA 4-1
2006-07	George Mason	18-15	9-9	5	
2007-08	George Mason	23-11	12-6	2	NCAA 0-1
2008-09	George Mason	22-11	13-5	2	NIT 0-1
2009-10	George Mason	17-15	12-6	4	CIT 0-1
2010-11	George Mason	27-7	16-2	1	NCAA 1-1
2011-12	Miami	20-13	9-7	t-4	NIT 1-1
2012-13	Miami	23-5	14-2		
<b>Overall</b>		<b>513-352</b>	<b>289-173</b>		

round. In 2006, Larrañaga became the first coach at a mid-major school to take his team to the Final Four in 27 years and earned an at-large berth for a CAA team for the first time in 20 years. Along the way, he led Mason to a school record in wins, the school's first national ranking, George Mason's first appearance in the Top 10 and the school's first wins over Top 10 teams.

With 29 years of head coaching experience, the native of Bronx, N.Y., previously served as the head coach at Bowling Green for 11 seasons (1986-1997) and at Division II American International for two seasons (1977-79).

His first coaching opportunity came at Davidson College, where he served as an assistant coach to Terry Holland. Davidson captured three Southern Conference regular-season championships and an NIT berth in his five years there, and he compiled a 47-12 record doubling as the freshman team coach. In 1976, he left Davidson and spent one season as player-coach for the Geronemo Basketball Club in Belgium.

A 1971 graduate of Providence College with a degree in economics, Larrañaga was a four-year letterman for the Friars. As the team captain in his senior season, he led Providence to a 20-8 record and an NIT appearance. He graduated as the school's fifth all-time leading scorer with 1,258 points and was selected in the sixth round of the draft by the Detroit Pistons of the National Basketball Association. He was the team's top scorer as a sophomore and junior and was named New England's Division I Sophomore of the Year in 1969. He was inducted into the Providence College Hall of Fame in 1991.

Larrañaga, 63, and his wife, Liz, have two sons - Jay, who played for his father at Bowling Green and is an assistant coach with the Boston Celtics, and Jon, who was a member of his father's George Mason teams from 1999-2003 - and four grandchildren.

## THE LAST TIME A ...

**Player Scored 30 Points**

Miami Kenny Kadji (30), UNC Greensboro, 1/2/12  
 Opponent Ryan Kelly (36), at Duke, 3/2/13

**Player Scored 35 Points**

Miami Jack McClinton (35) vs. North Carolina, 3/15/09  
 Opponent Ryan Kelly (36), at Duke, 3/2/13

**Player Scored 40 Points**

Miami Darius Rice (43) vs. Connecticut, 1/20/03  
 Opponent Sean Singletary (41), Virginia, 3/1/08

**Two Players Scored 20 Points**

Miami Shane Larkin (22), Kenny Kadji (20) vs. Virginia Tech, 2/27/13  
 Opponent Omari Grier (27), Raymond Taylor (20) FAU, 12/17/11

**Three Players Scored 20 Points**

Miami Dwayne Collins (23), Brian Asbury (21), Jack McClinton (20) vs. Virginia Tech, 1/25/09  
 Opponent Travis Mays (40), Alvin Hegg (22), Lance Blanks (21), Texas, 2/22/89

**Five Players Scored in Double Figures**

Miami Durand Scott (18), Julian Gamble (16), Reggie Johnson (15), Shane Larkin (13), Kenny Kadji (13), at NC State, 2/2/13  
 Opponent Jon Scheyer (27), DeMarcus Nelson (19), Kyle Singler (12), Greg Paulus (12), Lance Thomas (10) Duke, 2/20/08

**Six Players Scored in Double Figures**

Miami Durand Scott (17), Rion Brown (15), Reggie Johnson (11), Shane Larkin (11), Trey McKinney Jones (11), DeQuan Jones (11) vs. Appalachian State, 12/30/11

**Player Grabbed 15 Rebounds**

Miami Reggie Johnson (20) vs. Florida Atlantic, 3/16/11  
 Opponent Gani Lawal (18), Georgia Tech, 2/10/10

**Two Players Grabbed 10 Rebounds**

Miami Kenny Kadji (12) and Reggie Johnson (11) vs. Stetson, 11/9/12  
 Opponent Marcus Ginyard (12), John Henson (12), North Carolina, 3/2/10

**Three Players Grabbed 10 Rebounds**

Miami Mark Richardson (11), Eric Brown (10), Joe Wylie (10) vs. FIU, 3/6/89  
 Opponent Matt Harpring (12), Dion Glover (10), Michael Maddox (10), Georgia Tech, 12/2/79

**Player Had 10 Assists**

Miami Durand Scott (10) vs. North Carolina Central, 11/14/09  
 Opponent Kendall Marshall (10), North Carolina, 3/11/11

**Player Had 10 Blocks**

Miami Anthony King (10) vs. Florida Atlantic, 11/29/04  
 Opponent Jarvis Varnado (10), Mississippi State, 12/13/07

**Player Had a Double-Double**

Miami Kenny Kadji (17 pts, 10 rebs) at Duke, 3/2/13  
 Opponent CJ Leslie (18 pts, 12 rebs) at NC State, 2/2/13

**Player Had a Triple-Double**

Miami Anthony King (11 pts, 10 reb, 13 blks) vs. Florida Atlantic, 11/29/04  
 Opponent Brendan Haywood (18 pts, 14 reb, 10 blks), North Carolina, 12/4/00

**Two Players Had Double-Doubles**

Miami Reggie Johnson (22 pts, 11 rebs) & Kenny Kadji (12 pts, 12 rebs), vs. Stetson, 11/9/12  
 Opponent Hasheem Thabeet (19 pts, 14 reb), A.J. Price (13 pts, 11 reb), Connecticut, 11/23/08

**Team Scored 100 Points**

Miami 108 vs. Nova Southeastern, 11/16/09  
 Opponent 105, North Carolina, 1/31/07

**Team Scored 50 Points in a Half**

Miami 51, (2nd half) at Hawaii, 12/22/12  
 Opponent 51 (2nd half), UCF, 12/18/10

**Team Shot 50 Percent in Both Halves**

Miami .739 (17-23) / .542 (13-24) at Florida State, 2/13/13  
 Opponent .571 (16-28) / .500 (10-20) at Wake Forest, 2/23/13

**Team Shot 60 Percent in a Half**

Miami .739 (17-23), first half, at Florida State, 2/13/13  
 Opponent .650 (13-20), second half, at NC State, 2/2/13

**Team Shot 70 Percent in a Half**

.739 (17-23), first half at Florida State, 2/13/13

**Team Shot 60 Percent in a Game**

Miami .638 (30-47), at Florida State, 2/13/13  
 Opponent .622 (23-37), Clemson, 12/21/08

**Team Shot Less Than 30 Percent in a Game**

Miami .291 (16-55), FGCU, 11/13/12  
 Opponent .297 (22-74), Duke, 1/23/13



**Miami 87, Stetson 79**  
**11/09/12**  
**BankUnited Center**

Stetson 0-1		tot					3-pt		rebounds																								
##	Player	f	g	fga	fg	fta	ft	of	de	tot	p	f	tp	a	t	b	s	min															
03	GREEN, Willie	f	3	6	0	1	3	5	1	3	4	5	9	4	2	0	0	20															
01	PEGG, Adam	c	9	16	4	5	0	0	3	6	9	4	22	0	2	1	0	28															
04	IRWIN, Logan	g	1	2	1	2	0	0	0	0	0	4	3	4	2	0	17																
12	NABURGS, Joel	g	2	11	2	8	3	3	0	3	3	1	9	2	1	0	27																
23	PEREZ, Chris	g	5	8	0	0	2	4	1	1	2	2	12	2	1	0	26																
01	DIAZ, Dennis	0	0	0	0	0	0	0	0	0	0	0	0	0	0	0	2																
02	SOLANKE, Leke	0	0	0	0	0	0	0	1	1	1	0	0	0	0	0	3																
10	MILLER, Hunter	0	2	0	2	0	0	0	3	3	2	0	4	1	1	0	17																
11	GRAHAM, Aaron	7	13	5	9	2	2	0	1	1	2	21	1	1	0	2	28																
14	PEGG, Brian	1	2	1	2	0	0	1	1	2	0	3	3	0	0	0	14																
24	MCINERNEY, Liam	0	3	0	2	0	0	1	2	3	0	0	0	0	0	1	18																
33	WESTON, JR	0	0	0	0	0	0	0	0	0	0	0	0	0	0	0	0+																
TEAM																																	
Totals		28		63		13		31		10		14		8		22		30		21		79		20		11		11		6		200	

TOTAL FG% 1st Half: 12-29 41.4% 2nd Half: 16-34 47.1% Game: 44.4%  
3-Pt. FG% 1st Half: 7-15 46.7% 2nd Half: 6-16 37.5% Game: 41.9%  
F Throw % 1st Half: 3-3 100% 2nd Half: 7-11 63.6% Game: 71.4%

Miami 1-0		tot		3-pt		rebounds																							
##	Player	f	g	fga	fg	fta	ft	of	de	tot	p	f	tp	a	t o b s min														
35	Kenny Kadij	f	5	10	2	5	0	2	10	12	4	12	5	3	1 0 1 31														
42	Reggie Johnson	c	6	16	0	3	10	14	7	4	11	2	22	2	2 0 0 29														
00	Shane Larkin	g	5	7	1	3	2	4	0	2	2	2	13	6	2 0 0 35														
04	McKinney Jones	g	5	10	1	3	3	3	1	3	4	2	14	2	1 0 0 36														
15	Rion Brown	g	4	9	2	6	0	0	1	1	0	10	2	1	0 0 0 30														
02	Bishop Daniels	3	5	1	1	0	0	1	1	2	1	7	1	2	0 3 21														
21	Erik Swoope	0	0	0	0	0	0	0	0	0	0	0	0	0	0 0 0 0+														
45	Julian Gamble	4	4	0	0	1	3	1	5	6	2	9	1	0	0 1 18														
TEAM																													
Totals		32		61		7		21		16		22		39		13		87		19		11		11		4		200	

TOTAL FG% 1st Half: 11-28 39.3% 2nd Half: 21-33 63.6% Game: 52.5%  
3-Pt. FG% 1st Half: 4-11 36.4% 2nd Half: 3-10 30.0% Game: 33.3%  
F Throw % 1st Half: 8-11 72.7% 2nd Half: 8-13 61.5% Game: 66.7%

Officials: Jerry Heater, JB Caldwell, Brian Shey  
Technical fouls: Stetson-None. University of Miami-None.  
Attendance: 3160  
Score by Periods  
Stetson 34 45 79  
University of Miami 34 53 87  
Points in the paint-STET 24,UM 42. Points off turnovers-STET 16,UM 5.  
2nd chance points-STET 11,UM 20. Fast break points-STET 5,UM 4.  
Bench points-STET 24,UM 16. Score tied-5 times. Lead changed-4 times.  
Last FG-STET 2nd-02:00, UM 2nd-00:02.  
Largest lead-STET by 7 1st-15:13, UM by 13 2nd-07:36.

**Miami 77, Detroit 62**  
**11/24/12**  
**BankUnited Center**

DETROIT 2-2		tot-fg 3-pt					rebounds										
##	Player	f	g	fga	fg	fta	of	de	tot	p	f	tp	a	t	b	s	min
02	HOWARD, Juwan *	1	6	0	3	3	3	0	2	2	1	5	1	1	0	1	29
03	McCALLUM, Ray *	6	13	2	5	1	3	0	5	5	3	15	3	2	0	2	38
10	CALLISTE, Jason *	5	10	3	8	2	3	1	2	3	3	15	1	5	0	2	34
23	ANDERSON, Doug *	2	12	1	2	1	0	1	5	2	7	3	5	1	2	1	28
34	MINNERATH, Nick *	7	16	5	13	3	4	2	2	4	4	22	1	1	0	1	34
11	BOUTTE, P.J.	0	1	0	0	0	0	0	0	0	0	0	0	1	0	0	8
15	NIJOKU, Ugochukwu	0	0	0	0	0	0	1	0	1	0	0	0	0	0	0	3
21	LIPPERT, Jermaine	0	0	0	0	0	0	0	0	0	2	0	0	0	0	0	10
32	WILSON, Anton	0	0	0	0	0	0	0	0	0	1	0	0	0	0	0	2
33	BRUINSMA, Evan	0	1	0	1	0	0	0	3	3	3	0	2	0	0	1	14
TEAM																	
Totals		21	59	11	32	9	14	11	16	27	20	62	10	12	2	7	200

TOTAL FG% 1st Half: 11-32 34.4% 2nd Half: 10-27 37.0% Game: 35.6%  
3-Pt. FG% 1st Half: 6-17 35.3% 2nd Half: 5-15 33.3% Game: 34.4%  
F Throw % 1st Half: 3-5 60.0% 2nd Half: 6-9 66.7% Game: 64.3%

Miami 3-1		tot-fg 3-pt					rebounds										
##	Player	f	g	fga	fg	fta	of	de	tot	p	f	tp	a	t	b	s	min
00	Shane Larkin	*	6	10	1	2	2	0	3	3	0	15	3	5	0	2	37
01	Durand Scott	*	6	9	0	1	3	4	2	3	5	1	15	3	2	0	38
04	McKinney Jones	*	4	6	3	5	2	2	0	4	4	3	13	2	1	0	26
35	Kenny Kadij	*	5	13	0	5	4	4	2	9	11	3	14	3	1	0	30
45	Julian Gamble	*	3	5	0	0	1	1	1	2	2	7	0	2	2	0	13
15	Rion Brown		2	8	0	3	2	2	2	3	5	0	6	2	0	0	24
21	Erik Swoope		0	0	0	0	0	0	0	1	1	0	0	0	0	0	5
42	Reggie Johnson		2	3	0	0	3	4	3	6	9	3	7	2	2	3	17
TEAM																	
Totals			28	54	4	15	17	19	10	31	41	12	77	15	14	5	200

TOTAL FG% 1st Half: 14-27 51.9% 2nd Half: 14-27 51.9% Game: 51.9%  
3-Pt. FG% 1st Half: 3-10 30.0% 2nd Half: 1-5 20.0% Game: 26.7%  
F Throw % 1st Half: 4-5 80.0% 2nd Half: 13-14 92.9% Game: 89.5%

Officials: Mike Eades, Ray Natili, Earl Walton  
Technical fouls: DETROIT-None. University of Miami-None.  
Attendance: 2946  
Score by Periods  
Detroit 31 31 62  
University of Miami 35 42 77  
Points in the paint-DETROIT 16,UM 42. Points off turnovers-DETROIT 11,UM 16.  
2nd chance points-DETROIT 8,UM 12. Fast break points-DETROIT 4,UM 15.  
Bench points-DETROIT 0,UM 13. Score tied-6 times. Lead changed-7 times.  
Last FG-DETROIT 2nd-01:29, UM 2nd-00:42.  
Largest lead-DETROIT by 6 1st-13:11, UM by 16 2nd-08:59.

**FGCU 63, Miami 51**  
**11/13/12**  
**Alico Arena**

Miami 1-1			tot		3-pt		rebounds																						
##	Player	f	g	fga	fg	fta	ft	of	de	tot	p	a	t o b	s	min														
15	Rion Brown	f	0	7	0	6	1	2	2	4	0	1	3	2	1 0	35													
35	Kenny Kadij	f	4	10	1	3	4	7	4	4	8	1	13	0	1 1	31													
42	Reggie Johnson	c	2	8	0	0	2	7	4	6	10	4	6	1	5	0 1	26												
00	Shane Larkin	g	5	13	4	9	0	0	4	4	4	14	4	3	0	1	38												
04	McKinney Jones	g	3	10	1	6	1	1	1	2	4	8	1	2	0	2	37												
02	Bishop Daniels	2	5	2	2	2	2	0	0	0	0	8	1	1	0	2	16												
21	Erik Swoope	0	0	0	0	0	0	0	0	0	0	0	0	0	0	0	0+												
23	Tonye Jekiri	0	0	0	0	1	2	1	1	2	2	1	0	1	0	0	9												
45	Julian Gamble	0	2	0	0	0	0	1	0	1	1	0	0	1	0	0	8												
TEAM																													
Totals		16		55		8		26		11		14		18		32		16		51		10		17		2		200	

TOTAL FG% 1st Half: 8-30 26.7% 2nd Half: 8-25 32.0% Game: 29.1%  
3-Pt. FG% 1st Half: 5-15 33.3% 2nd Half: 3-11 27.3% Game: 30.8%  
F Throw % 1st Half: 4-9 44.4% 2nd Half: 7-12 58.3% Game: 52.4%

FGCU 1-1		tot fg 3-pt					rebounds									
##	Player	f	g	fga	fg	fta	of	de	tot	p	a	t o b s	min			
12	MCKNIGHT, Eric	f	5	7	0	4	5	4	4	8	4	14	0	4 1 0 21		
20	FIELER, Chase	f	3	4	0	1	2	1	1	2	5	7	1	1 0 2 30		
00	COMER, Brett	g	1	6	0	0	4	0	7	7	1	6	8	0 0 1 29		
02	THOMPSON, B	g	5	11	0	1	3	3	1	3	4	3	13	0	4 0 4 32	
25	BROWN, S	g	7	15	4	0	1	2	5	7	2	14	1	5	0 1 37	
05	VARDELL, Chris	0	0	0	0	0	0	3	3	2	0	0	2	0	1 0 10	
15	CVJETICANIN, Filip	2	6	1	5	0	0	1	1	2	0	5	0	1	0 0 12	
23	MURRAY, Eddie	2	2	0	0	0	0	1	1	2	5	4	1	1	2 0 18	
35	GRAFF, Dajuan	0	0	0	0	0	0	2	2	1	0	1	0	0	0 1 11	
TEAM							3 3									
Totals		25	51	1	11	12	15	10	30	40	23	63	12	18	3	200

**Miami 77, Charlotte 46**  
**12/14/12**  
**BankUnited Center**

Charlotte 9-1		tot-fg 3-pt		rebounds									
##	Player	fg	fga	fg	fga	ft	fta	of	de	tot	pf	tp	a
01	CLARK, Darion	* 1	6	0	0	0	0	3	2	5	4	2	0
01	INGRAM, Denzel	* 2	9	0	4	0	1	0	2	2	5	4	0
14	WILLIAMS, Jerrence	* 0	8	0	1	0	2	0	0	0	4	0	0
15	HENRY, Pierria	* 3	8	0	2	0	0	1	4	5	4	6	1
21	CLAYTON, Willie	* 5	9	0	0	1	4	6	0	6	1	11	0
05	NICKERSON, E.Victor	* 1	4	1	2	1	2	0	0	0	1	1	0
11	MAYFIELD, DeMario	* 2	0	1	0	0	1	3	4	2	2	3	0
12	THORNE, Mike	* 1	1	0	0	0	0	1	0	1	0	2	0
20	LEWIS, Colby	* 0	1	0	1	0	0	0	1	1	0	0	0
30	THOMPSON, JT	* 1	5	0	1	0	0	3	3	1	2	0	0
35	BRASWELL, Chris	* 5	10	1	2	2	2	0	6	6	2	13	0
44	BENKOVIC, Ivan	* 0	0	0	0	0	0	0	0	0	0	0	0
TEAM													
Totals		20		63		2		14		41		15	
TOTAL FG%		1st Half:		9-28		32.1%		2nd Half:		11-35		31.4%	
3-Pt. FG%		1st Half:		1-4		25.0%		2nd Half:		1-10		10.0%	
FThrow %		1st Half:		3-4		75.0%		2nd Half:		1-7		14.3%	

Miami 6-1		tot-fg 3-pt		rebounds									
##	Player	fg	fga	fg	fga	ft	fta	of	de	tot	pf	tp	a
00	Shane Larkin	* 4	8	1	2	0	0	1	4	5	1	9	5
01	Durand Scott	* 5	8	2	3	4	6	2	10	12	2	16	4
04	McKinney Jones	* 3	9	0	3	4	4	0	2	2	1	10	1
35	Kenny Kadji	* 5	6	3	3	4	5	1	4	5	2	17	1
42	Reggie Johnson	* 3	8	0	2	4	1	3	4	2	8	0	2
03	Steve Sorenson	* 0	0	0	0	0	0	0	0	0	0	0	0
10	Raphael Akpejori	* 1	2	0	0	0	0	1	0	0	0	2	0
12	Justin Heller	* 1	1	0	0	2	0	3	3	2	0	0	0
15	Rion Brown	* 1	5	1	4	1	2	0	3	3	1	4	0
21	Erik Swoope	* 2	4	0	0	0	0	3	1	4	0	0	0
23	Tonye Jekiri	* 0	0	0	0	0	0	0	0	0	0	0	0
45	Julian Gamble	* 2	5	0	0	0	1	1	2	2	5	0	2
TEAM													
Totals		27		56		7		15		16		26	
TOTAL FG%		1st Half:		13-27		48.1%		2nd Half:		14-29		48.3%	
3-Pt. FG%		1st Half:		5-10		50.0%		2nd Half:		2-5		40.0%	
FThrow %		1st Half:		3-5		60.0%		2nd Half:		14-21		66.7%	

Officials: Brian Dorsey, Brian O'Connell, Ray Perone  
Technical fouls: Charlotte-None. University of Miami-None.  
Attendance: 3275

Score by Periods	1st	2nd	Total
Charlotte	22	24	46
University of Miami	33	44	77

Points in the paint-CHA 30,UM 40. Points off turnovers-CHA 6,UM 20.  
2nd chance points-CHA 9,UM 7. Fast break points-CHA 0,UM 5.  
Bench points-CHA 23,UM 17. Score tied-0 times. Lead changed-0 times.  
Last FG-CHA 2nd-00:53, UM 2nd-00:20.  
Largest lead-CHA None, UM by 31 2nd-01:25.

**Miami 72, UCF 50**  
**12/18/12**  
**UCF Arena**

Miami 7-1		tot-fg 3-pt		rebounds									
##	Player	fg	fga	fg	fga	ft	fta	of	de	tot	pf	tp	a
35	Kenny Kadji	* 4	12	1	5	1	2	5	3	8	3	10	1
42	Reggie Johnson	* 5	8	1	2	5	6	4	9	13	0	16	1
00	Shane Larkin	* 5	10	1	2	0	0	1	4	5	2	11	6
01	Durand Scott	* 7	11	2	3	1	3	0	4	4	3	17	4
04	McKinney Jones	* 2	7	2	4	0	0	0	4	4	2	6	1
10	Raphael Akpejori	* 0	0	0	0	0	0	1	1	0	0	0	0
12	Justin Heller	* 0	0	0	0	0	0	0	0	0	0	0	0
15	Rion Brown	* 3	6	0	3	0	0	0	0	2	6	1	1
21	Erik Swoope	* 1	1	1	1	0	0	0	0	0	0	3	0
23	Tonye Jekiri	* 1	3	0	0	1	2	2	0	2	4	3	0
45	Julian Gamble	* 0	0	0	0	0	0	0	0	0	0	1	0
TEAM													
Totals		28		58		8		20		8		12	
TOTAL FG%		1st Half:		15-29		51.7%		2nd Half:		13-29		44.8%	
3-Pt. FG%		1st Half:		5-11		45.5%		2nd Half:		3-9		33.3%	
FThrow %		1st Half:		2-2		100%		2nd Half:		6-11		54.5%	

UCF 6-3		tot-fg 3-pt		rebounds									
##	Player	fg	fga	fg	fga	ft	fta	of	de	tot	pf	tp	a
01	SPURLOCK, Tristan	* 1	5	1	3	1	2	0	3	3	1	4	2
32	WILSON, Kasey	* 3	5	2	4	1	3	0	5	5	2	9	2
33	CLANTON, Keith	* 6	12	0	2	3	4	2	7	9	3	15	1
03	SYKES, Isaiah	* 3	10	0	1	3	3	1	1	2	4	9	1
11	NEWELL, Calvin	* 1	6	0	3	2	1	1	2	0	4	2	3
02	HORODYSKI, Bobby	* 0	0	0	0	0	0	1	0	1	0	0	0
04	WALKER, Daiguan	* 3	6	2	5	1	3	0	5	0	1	9	1
12	WILLIAMS, Matt	* 0	4	0	4	0	0	0	0	0	1	0	0
15	KARELL, Dylan	* 0	0	0	0	0	0	0	0	0	0	0	0
52	BLAIR, Staphon	* 0	0	0	0	0	0	0	0	0	0	0	1
TEAM													
Totals		17		48		5		22		11		7	
TOTAL FG%		1st Half:		7-23		30.4%		2nd Half:		10-25		40.0%	
3-Pt. FG%		1st Half:		1-9		11.1%		2nd Half:		4-13		30.8%	
FThrow %		1st Half:		6-9		66.7%		2nd Half:		5-8		62.5%	

Officials: Rick Crawford, Rick Hartzell, Zelton Steed  
Technical fouls: University of Miami-None. UCF-None.  
Attendance: 5189

Score by Periods	1st	2nd	Total
University of Miami	37	35	72
UCF	21	29	50

Points in the paint-UM 34,UCF 22. Points off turnovers-UM 11,UCF 9.  
2nd chance points-UM 19,UCF 7. Fast break points-UM 6,UCF 2.  
Bench points-UM 12,UCF 9. Score tied-0 times. Lead changed-0 times.  
Last FG-UM 2nd-00:15, UCF 2nd-05:38.  
Largest lead-UM by 22 2nd-00:15, UCF None.

**Miami 73, Hawai'i 58**  
**12/22/12**  
**Stan Sheriff Center**

Miami 8-1		tot-fg 3-pt		rebounds									
##	Player	fg	fga	fg	fga	ft	fta	of	de	tot	pf	tp	a
00	Shane Larkin	* 4	10	2	4	2	2	0	2	2	0	12	1
01	Durand Scott	* 8	15	4	8	0	0	0	1	1	0	20	5
15	Rion Brown	* 3	8	0	3	0	0	0	1	1	1	6	1
35	Kenny Kadji	* 3	9	0	2	2	2	0	6	6	4	8	1
45	Julian Gamble	* 7	10	0	0	2	2	8	5	13	1	16	0
03	Steve Sorenson	* 0	0	0	0	0	0	1	0	0	0	0	0
04	McKinney Jones	* 2	4	0	1	7	7	0	4	4	2	11	2
10	Raphael Akpejori	* 0	0	0	0	0	0	1	1	2	0	0	0
12	Justin Heller	* 0	0	0	0	0	0	0	0	0	0	0	0
21	Erik Swoope	* 0	0	0	0	2	2	0	0	0	2	0	1
23	Tonye Jekiri	* 0	0	0	0	0	0	0	0	0	1	0	1
TEAM													
Totals		27		56		6		18		13		11	
TOTAL FG%		1st Half:		10-29		34.5%		2nd Half:		17-27		63.0%	
3-Pt. FG%		1st Half:		1-10		10.0%		2nd Half:		5-8		62.5%	
FThrow %		1st Half:		1-3		33.3%		2nd Half:		12-13		92.3%	

Hawai'i 5-4		tot-fg 3-pt	
-------------	--	-------------	--





#14/15 Miami 73, Va. Tech 64  
1/30/13 Cassell Stadium Game 19

Miami 16-3, 7-0		tot-fg 3-pt				rebounds											
#	Player	fg	fga	fgt	fta	of	de	tot	pf	tp	a	to	b	s	min		
35	Kenny Kadji	f	6	10	0	1	5	7	2	4	3	18	0	3	1 0 28		
43	Julian Gamble	f	1	1	0	0	0	0	1	6	7	2	0	0	3 1 24		
00	Shane Larkin	g	9	14	5	10	2	3	0	3	3	2	25	3	3 2 3 40		
01	Durand Scott	g	2	10	0	4	1	2	1	0	1	3	5	3	2 0 1 37		
04	McKinney Jones	g	4	9	2	5	2	2	0	3	3	1	12	4	0 0 1 33		
15	Rion Brown	2	5	1	4	0	0	1	0	1	0	5	2	1	0 0 10		
23	Tonye Jekiri	1	1	0	0	0	0	0	1	1	1	2	0	0	0 0 6		
42	Reggie Johnson	1	4	0	0	2	2	3	7	10	0	4	0	3	2 0 22		
TEAM																	
Totals																	

#2/2 Miami 54, Virginia 50  
2/19/13 BankUnited Center

Virginia 18-8 (8-5 ACC)		tot-fg 3-pt					rebounds																										
#	Player	fg	fga	fgt	fga	ft	fta	of	de	tot	pf	tp	a	to	b	s	min																
25	Akil Mitchell	f	3	10	0	0	0	4	4	8	3	6	1	2	0	1	29																
01	Jontel Evans	g	1	5	0	0	3	4	0	4	4	1	5	7	1	0	1	35															
02	Paul Jespersen	g	3	6	2	4	0	0	4	4	4	8	0	2	0	1	34																
12	Joe Harris	g	7	16	1	5	1	2	1	6	7	2	16	2	1	0	1	36															
23	Justin Anderson	g	3	8	1	2	0	0	1	0	1	3	7	1	1	3	0	28															
05	Teven Jones	0	1	0	0	0	0	0	1	1	0	0	0	0	0	0	5																
11	Evan Nolte	2	5	1	4	1	2	0	1	1	3	6	1	0	1	2	22																
32	Darion Atkins	1	1	0	0	0	0	0	1	1	1	2	0	0	0	0	11																
TEAM							2		3		5																						
Totals		20		52		5		15		5		8		8		24		32		17		50		12		7		4		6		200	

TOTAL FG% 1st Half: 9-26 34.6% 2nd Half: 11-26 42.3% Game: 38.5%

3-Pt. FG% 1st Half: 1-5 20.0% 2nd Half: 4-10 40.0% Game: 33.3%

F Throw % 1st Half: 3-4 75.0% 2nd Half: 2-4 50.0% Game: 62.5%

Miami 22-3 (13-0 ACC)		tot-fg 3-pt					rebounds												
#/	Player	f	g	fga	fg	fga	ft	f	fta	of	de	tot	pf	tp	a	to	b	s	min
35	Kenny Kadji	f	3	8	0	1	1	1	3	1	5	6	3	7	2	1	2	0	35
45	Julian Gamble	c	4	7	0	0	2	2	5	7	1	8	0	1	4	0	1	0	20
00	Shane Larkin	g	4	7	0	1	3	4	0	3	3	2	11	6	1	0	0	0	34
01	Durand Scott	g	2	6	0	1	2	2	0	0	0	1	6	1	1	0	3	37	
04	McKinney Jones	g	1	3	0	2	0	0	0	4	4	0	2	2	1	0	1	25	
15	Rion Brown	3	7	1	2	3	3	1	3	4	0	0	10	0	1	0	0	25	
23	Tonye Jekiri	1	2	0	0	0	0	0	0	0	0	2	0	0	0	0	0	5	
42	Reggie Johnson	4	7	0	0	0	2	1	6	7	3	8	0	2	1	0	1	19	
TEAM		1 1																	
Totals		22	47	1	7	9	16	6	26	32	10	54	11	8	7	4	200		

TOTAL FG% 1st Half: 12-24 50.0% 2nd Half: 10-23 43.5% Game: 46.8%

3-Pt. FG% 1st Half: 0-4 0.0% 2nd Half: 1-3 33.3% Game: 14.3%

F Throw % 1st Half: 0-2 0.0% 2nd Half: 9-14 64.3% Game: 56.3%

Officials: Ray Natili, Doug Simmons, Raymond Stayons  
Technical fouls: Virginia-None. University of Miami-None.  
Attendance: 7972

Score by Periods	1st	2nd	Total
Virginia	22	28	50
University of Miami	24	30	54

Points in the paint-VA 26,UM 34. Points off turnovers-VA 6,UM 4.

2nd chance points-VA 7,UM 8. Fast break points-VA 2,UM 2.

Bench points-VA 8,UM 20. Score tied-6 times. Lead changed-2 times.

Last FG-VA 2nd-00:14, UM 2nd-00:05.

Largest lead-VA by 1 2nd-13:06, UM by 7 1st-14:32.

Wake Forest 80, #2/2 Miami 65  
2/23/13 Lawrence Joel Coliseum

Miami 22-4, 13-1 ACC		tot-fg 3-pt					rebounds											
#	Player	fg	fga	fg	fga	ft	fta	of	de	tot	pf	tp	a	to	b	s	min	
35	Kenny Kadji	f	4	9	2	3	0	1	0	6	6	1	10	0	1	2	0	25
45	Julian Gamble	f	1	4	0	0	0	0	2	3	5	4	2	0	0	2	0	13
00	Shane Larkin	g	5	12	1	4	2	4	2	4	3	13	3	2	0	3	37	
01	Durand Scott	g	5	12	2	4	5	7	1	2	3	17	1	4	0	2	39	
04	McKinney Jones	g	4	7	3	5	0	0	2	2	1	11	2	2	0	0	27	
15	Rion Brown	1	10	0	5	0	0	0	6	6	4	2	0	2	0	0	25	
21	Erik Swoope	2	2	0	0	0	1	2	0	2	4	4	0	0	0	0	11	
23	Tonye Jekiri	1	1	0	0	0	0	2	1	3	2	2	0	0	0	0	7	
42	Reggie Johnson	2	7	0	0	0	0	3	0	3	1	4	1	2	1	0	16	
TEAM		1																
Totals		25	64	8	21	7	13	13	22	35	23	65	7	13	5	5	200	

TOTAL FG% 1st Half: 12-32 37.5% 2nd Half: 13-32 40.6% Game: 39.1%

3-Pt. FG% 1st Half: 5-11 45.5% 2nd Half: 3-10 30.0% Game: 38.1%

F Throw % 1st Half: 0-1 0.0% 2nd Half: 7-12 58.3% Game: 53.8%

Wake Forest 12-14, 5-9		tot-fg 3-pt				rebounds												
#	Player	f	g	fga	fga	ft	fta	of	de	tot	pf	tp	a	to	b	s	min	
02	Thomas,Devin	f	2	9	0	0	6	10	3	5	8	2	10	1	0	3	0	31
30	McKie,Travis	f	2	4	0	2	4	4	0	10	10	1	8	2	1	5	1	34
45	Adala Moto,A	f	2	7	1	3	2	4	0	4	4	3	7	0	0	0	0	26
00	Miller-McIntyre	g	6	8	0	1	3	4	0	2	2	1	15	3	3	0	1	28
11	Harris,C.J.	g	7	13	5	5	4	6	1	3	4	2	23	1	3	0	0	36
01	Jones,Madison	3	3	0	0	0	2	3	0	5	5	5	8	3	3	0	4	19
10	Fischer,Chase	0	0	0	0	0	0	0	0	0	0	0	0	0	0	0	0	4
33	Rountree,Aaron	0	0	0	0	0	0	0	0	0	0	0	0	0	0	1	0	6
34	Cavanaugh,Tyler	4	4	1	1	0	0	1	0	1	1	9	1	2	0	1	1	16
TEAM																		
Totals		26	48	7	12	21	31	6	30	36	15	80	11	12	9	7	200	

TOTAL FG% 1st Half: 16-28 57.1% 2nd Half: 10-20 50.0% Game: 54.2%

3-Pt. FG% 1st Half: 7-10 70.0% 2nd Half: 0-2 0.0% Game: 58.3%

F Throw % 1st Half: 3-6 50.0% 2nd Half: 18-25 72.0% Game: 67.7%

Officials: Roger Ayers, Brian O'Connell, Joe Lindsay  
Technical fouls: University of Miami-None. Wake Forest-None.  
Attendance: 12037

Score by Periods	1st	2nd	Total
University of Miami	29	36	65
Wake Forest	42	38	80

Points in the paint-UM 32,WF 30. Points off turnovers-UM 9,WF 15.

2nd chance points-UM 9,WF 9. Fast break points-UM 2,WF 15.

Bench points-UM 12,WF 17. Score tied-2 times. Lead changed-6 times.

Last FG-UM 2nd-00:37, WF 2nd-02:29.

Largest lead-UM by 3 1st-17:10, WF by 19 1st-01:10.

#5/7 Miami 76, Virginia 58  
2/27/13 BankUnited Center

Va. Tech 12-16 (3-12)		tot-fg 3-pt					rebounds											
#	Player	f	fga	fg	fta	ft	of	de	tot	pf	tp	a	to	b	s	min		
04	Cadian Raines	f	2	6	0	0	0	3	2	5	3	4	0	0	0	1	23	
42	C.J. Barksdale	f	6	9	0	0	0	2	5	7	1	12	0	1	0	1	26	
10	Marquis Rankin	g	1	5	1	3	2	2	0	0	0	2	5	1	2	0	26	
11	Erick Green	g	6	13	1	4	3	4	0	3	3	2	16	4	3	0	1	37
25	Will Johnston	g	0	1	0	1	0	1	0	0	0	0	0	0	1	0	0	14
01	Robert Brown	3	8	1	3	5	6	0	2	2	3	12	1	1	1	0	21	
02	Joey van Zegeren	1	2	0	0	0	0	2	1	3	3	2	1	0	0	1	18	
22	Christian Beyer	1	2	0	1	0	0	1	1	2	0	2	0	0	0	0	5	
31	Jarell Eddie	1	6	0	3	3	6	1	2	3	3	5	1	1	0	0	22	
33	Marshall Wood	0	1	0	1	0	0	1	0	1	4	0	0	1	0	0	8	
TEAM							3 1 4											
Totals		21 53 3 16 13 19					13 17 30					21 58 8 10 1 4 200						


TOTAL FG% 1st Half: 7-26 26.9% 2nd Half: 14-27 51.9% Game: 39.6%

3-Pt. FG% 1st Half: 1-7 14.3% 2nd Half: 2-9 22.2% Game: 18.8%

F Throw % 1st Half: 4-7 57.1% 2nd Half: 9-12 75.0% Game: 68.4%

Miami 23-4 (14-1)		tot-fg 3-pt					rebounds											
#	Player	f	g	fg	fga	ft	fta	of	de	tot	pf	tp	a	to	b	s	mini	
35	Kenny Kadji	f	6	10	3	6	5	6	1	5	6	2	20	0	2	2	0	31
45	Julian Gamble	c	1	2	0	0	0	2	2	2	3	2	0	0	0	0	0	17
00	Shane Larkin	g	8	12	3	5	3	4	0	0	2	22	6	1	0	2	37	
04	McKinney Jones	g	4	8	1	5	2	2	2	4	4	11	1	2	0	3	31	
15	Rion Brown	g	1	4	1	3	0	0	2	2	2	3	0	1	0	0	23	
01	Durand Scott	2	7	0	2	5	6	0	0	0	3	9	3	3	0	0	30	
10	Raphael Akpejori	0	0	0	0	0	0	0	0	0	0	0	0	0	0	0	2	
21	Erik Swoope	0	0	0	0	0	0	0	1	1	0	0	0	0	0	0	2	
23	Tonye Jekiri	0	0	0	0	4	6	1	1	2	1	4	0	0	2	0	7	
42	Reggie Johnson	1	3	0	0	3	4	2	6	8	2	5	1	1	1	1	20	
TEAM							3 3 6											
Totals		23 46 8 21 2230					9 22 31 19 76					11 10 5 6 200						

# 2012-13 Photo Roster



**25**  
**Garrius Adams**  
Sr. | G | 6-6 | 195  
Apex, N.C.  
Middle Creek




**10**  
**Raphael Akpejori**  
Jr. | F | 6-10 | 236  
Lagos, Nigeria  
Sunrise Christian Academy (Kan.)




**15**  
**Rion Brown**  
Jr. | G | 6-6 | 200  
Hinesville, Ga.  
Liberty County



**45**  
**Julian Gamble**  
Sr. | F/C | 6-10 | 250  
Durham, N.C.  
Southern Durham



**12**  
**Justin Heller**  
Jr. | G | 6-2 | 180  
Boca Raton, Fla.  
West Boca Raton Community




**Tonye Jekiri**  
Fr. | C | 7-0 | 227  
Hialeah, Fla.  
Champagnat Catholic School




**42**  
**Reggie Johnson**  
Sr. | C | 6-10 | 292  
Winston-Salem, N.C.  
Winston-Salem Prep




**35**  
**Kenny Kadji**  
Sr. | F/C | 6-11 | 242  
Douala, Cameroon  
Pendleton/IMG/Florida



**0**  
**Shane Larkin**  
So. | G | 5-11 | 176  
Orlando, Fla.  
Dr. Phillips (Fla.)




**4**  
**Trey McKinney Jones**  
Sr. | G | 6-5 | 220  
Milwaukee, Wis.  
South Milwaukee/UMKC



**1**  
**Durand Scott**  
Sr. | G | 6-5 | 203  
The Bronx, N.Y.  
Rice High



**3**  
**Steve Sorenson**  
Fr. | G | 6-0 | 151  
Dallas, Texas  
Mark's School of Texas



**21**  
**Erik Swoope**  
Jr. | F | 6-6 | 233  
Lake Elsinore, Calif.  
Harvard-Westlake



**Jim Larranaga**  
Head Coach



**Eric Konkol**  
Assistant Coach



**Michael Huger**  
Assistant Coach



**Chris Caputo**  
Assistant Coach



**Mike Summey**  
Director of Operations





# GARRIUS ADAMS

Senior | Guard | 6-6 | 195

Apex, N.C. | Middle Creek

# #25

## Adams Season / Career Highs

### Points

Season: --

Career: 16, at UNGC 02/15/11

### Rebounds

Season: --

Career: 9, vs. Virginia 2/5/11

### Assists

Season: --

Career: 6, vs. McNeese State 11/24/10

### Steals

Season: --

Career: 3, (4x) last at Ole Miss 11/25/11

### Blocked Shots

Season: --

Career: 2, (2x) last vs. Boston College 1/19/10

### Field Goals

Season: --

Career: 6, at UNGC 2/15/11

### Field Goal Attempts

Season: --

Career: 11, at UNGC 2/15/11

### Free Throws

Season: --

Career: 7, vs. UCF 12/18/10

### Free Throw Attempts

Season: --

Career: 12, vs. UCF 12/18/10

### 3-Point Field Goals

Season: --

Career: 4 (2x) last at West Virginia 12/10/11

### 3-Point Field Goal Attempts

Season: --

Career: 7 (4x) last vs. FGCU 11/22/11

### Foul Disqualifications

Season: --

Career: 1, vs. Tennessee Tech 11/11/11

### Minutes

Season: --

Career: 40, vs. Virginia 2/5/11

**As a Junior (2011-12):** In 19 games, averaged 4.5 points, 2.1 rebounds, 0.9 assists and 0.6 steals in 16.9 minutes per game ... Shot 39.7 percent from field, 34.0 from distance and 55.0 at the line ... Started first six games of season ... Sat out 14 games in January and February with lower extremity injury. Had surgery on Jan. 19 and returned to court Feb. 18 ... Posted 2.4 points, 0.6 rebounds in five ACC games ... Scored 6.5 ppg in two NIT games, playing 25.5 mpg ... Led (or tied) for team game highs in steals four times and in scoring, rebounding, assists and blocks once apiece ... Season highs include 15 points at West Virginia, eight rebounds vs. Tennessee Tech, three assists vs. Valparaiso, trio of steals at Ole Miss, four three-pointers made at West Virginia and 32 minutes at West Virginia and against Florida Gulf Coast.

**As a Sophomore (2010-11):** Played in all 36 games, with 24 starts - including stretch of 15 straight during ACC play (1/15-3/6) ... Averaged 7.3 points, 3.7 rebounds, 1.8 assists and 1.0 steal in 28.2 minutes per game ... Played at least 20 minutes in 33-of-36 games this season, with 1,014 minutes on hardwood, ranking 17th in program history ... Scored in double-figures 12 times, including seven times versus ACC opponents ... Grabbed five-plus boards 11 times, including season-high nine in overtime win against Virginia (2/5).

**As a Freshman (2009-10):** Averaged 3.8 points and 2.1 rebounds per game, playing in 32 games as true freshman -- tying Reggie Johnson for second-most appearances among UM freshmen in 2009-10 ... Started seven-straight games in ACC play -- also second most among UM freshmen, posting 3.9 points and 1.7 boards per outing versus conference opponents ... Knocked down three-pointer in seven of last 12 games ... Scored in double figures twice, including season- and game-high 13 points at Wake Forest (2/2) on season-best 4-of-8 shooting from field -- including season-best 3-for-5 from beyond the -- with three rebounds and steal.

**High School:** Ranked among the top 20 shooting guards by ESPN and among top 30 by Scout ... Averaged 21.8 points per game as a senior en route to setting Middle Creek High School scoring record in career points ... In 2009, named to N.C. Basketball Coaches Association District 5 All-District first team and *NCPreps.com* All-State Boys Basketball Team ... Competed in North Carolina/South Carolina All-Star Classic ... As a junior, averaged 18.2 points and 7.8 rebounds per game en route to NCHSAA 4-A All-State honors ... Coached by David Kushner ... Averaged 20.1 points per game with AAU team -- Garner Road, and was named to all-tournament team at Bob Gibbons Tournament of Champions in May 2008 ... Also recruited by Wake Forest, NC State, Virginia Tech and South Carolina.

**Personal:** First name is pronounced GARY-us ... Born Nov. 15, 1990 ... Son of Valerie and Gary Adams ... Brother to Deion, Ashley and Destiny ... Will graduate in June 2013 with a degree in sports administration ... Aspirations of becoming general manager of NBA team ... Off the court, enjoys music.

2009-10			
Opposition	P	R	A
NC Central	3	4	0
Nova Southeastern	10	2	0
Tulane	4	2	1
UNC Wilmington	0	0	0
South Carolina	3	2	0
FGCU	6	3	2
USC Upstate	1	3	1
Minnesota	2	1	1
at Boston College	4	1	1
SC State	5	4	1
at Stetson	4	5	0
FAU	9	2	1
NC A&T	1	8	1
Bethune-Cookman	6	2	0
at Pepperdine	5	1	2
Wake Forest	0	1	0
at Virginia Tech	6	2	1
at Virginia	0	1	0
Boston College	2	2	3
at Maryland	4	1	1
Virginia Tech	3	1	0
at Wake Forest	13	3	0
at Florida St.	5	3	1
Georgia Tech	6	3	0
at Clemson	5	0	2
Duke	2	2	0
Virginia	3	3	0
NC State	9	1	0
at North Carolina	0	1	0
Florida St.	0	2	0
Wake Forest	0	0	0
Duke	0	0	0

2010-11			
Opposition	P	R	A
Jacksonville	3	1	3
at Memphis	5	7	0
N.C. Central	10	3	2
at Rutgers	0	0	0
McNeese St.	11	4	6
at FGCU	13	5	1
Ole Miss	6	3	2
West Virginia	9	3	2
at Stetson	4	2	5
UCF	7	5	0
Oral Roberts	10	2	0
Rice	9	4	3
Akron	4	1	1
Pepperdine	6	0	2
at Duke	0	3	0
at Clemson	14	5	3
BC	12	2	2
Florida St.	2	8	2
at NC State	2	2	2
UNC	12	3	1
at Virginia Tech	11	2	1
Georgia Tech	11	3	1
Virginia	8	9	2
at Wake Forest	8	4	1
Duke	9	6	2
at UNGC	16	4	2
Clemson	4	5	3
at BC	12	6	4
at Florida St.	7	8	3
Maryland	4	4	3
at Georgia Tech	7	1	1
Virginia Tech	10	5	2
UNC	0	3	1
FAU	4	2	1
Missouri St.	8	3	1
at Alabama	4	4	1

2011-12			
Opposition	P	R	A
TENNESSEE TECH	3	8	0
RUTGERS	9	3	2
UNF	14	5	2
FLA. GULF COAST	7	4	1
at Ole Miss	4	7	1
at Purdue	2	1	1
Memphis	0	0	0
at West Virginia	15	3	2
APPALACHIAN ST.	3	1	1
UNCG	0	1	1
WAKE FOREST	6	2	1
at Maryland	0	0	0
FLORIDA STATE	1	0	0
at NC State	5	1	0
BOSTON COLLEGE	0	0	1
at Georgia Tech	0	0	0
vs. Florida State	3	1	1
VALPARAISO	8	2	3
MINNESOTA	5	1	0

## ADAMS CAREER STATISTICS

Season	GP	GS	Min.	Avg.	FG	FGA	Pct.	FG	FGA	Pct.	FT	FTA	Pct.	Off.	Def.	Tot.	Avg.	PF	FO	Ast.	TO	Blk	Stl	Pts.	Avg.
2009-10	32	7	540	16.9	38	118	.322	26	89	.292	19	29	.655	19	47	66	2.1	20	0	19	25	6	23	121	3.8
2010-11	36	24	1014	28.2	88	227	.388	35	114	.307	51	75	.680	37	95	132	3.7	68	0	66	60	6	37	262	7.3
2011-12	19	6	319	16.8	29	73	.397	16	47	.340	11	20	.550	11	29	40	2.1	21	1	17	14	2	11	85	4.5
TOTAL	87	37	1873	21.5	155	418	.371	77	250	.308	81	124	.653	67	171	238	2.7	109	1	102	99	14	71	468	5.4



# RAPHAEL AKPEJIORI #10

Junior | Forward | 6-10 | 236

Lagos, Nigeria | Sunrise Christian Academy (Kan.)

- Very strong and physical player who loves contact and has no regard for his own body
- Sets hard screens and rebounds at a good rate
- Majoring in mechanical engineering, taking classes such as applied thermodynamics and design of fluid & thermal systems. Three siblings are studying in Nigeria to be a civil engineer, chemical engineer and cell biology & genetics engineer.
- 185 test: 16 reps | Front squat: 330 | 1-step vertical: 33.5 | Bench max: 270
- Improved bench max from 215 to 270 and 185 test from 9-16 in 15 months under strength coach Jim Krumpus
- Full name is Ethasor Raphael Akpejori ... Goes by Raphael ... First name is pronounced A-tha-saur ... Last name is pronounced AHK-peh-jour-ee
- Born Oct. 10, 1990
- Also recruited by Texas A&M, Colorado, USF and UCF

## As a Sophomore (2011-12):

- Averaged 3.1 points and 2.6 rebounds in first nine games of season
- Led (or tied) for team game highs in blocked shots three times and in rebounds once
- Averaged 11.9 minutes per game until return of Reggie Johnson
- Book Buster (3.0 GPA), Athletics Director Honor Roll (3.2 GPA), Dean's List (3.5 GPA)

## As a Freshman (2010-11):

- UM's second-most active player on glass, pulling down 18.5 percent of rebounds when in game - including 20.8 percent of defensive boards.

## High School

Kansas All-State Class 1-A honorable mention selection ... Rated as No. 64 power forward by ESPN ... Played AAU basketball for Baltimore Elite ... Played in international game during 2008 Jordan Brand Basketball Classic in New York City.

2010-11					2011-12				
Opposition	P	R	A		Opposition	P	R	A	
Jacksonville	0	1	0		TENNESSEE TECH	7	3	0	
at Memphis	2	1	0		RUTGERS	3	1	1	
N.C. Central	8	5	0		UNF	5	4	0	
at Rutgers	4	2	0		FLA. GULF COAST	0	0	0	
McNeese St.	2	4	0		at Ole Miss	0	1	0	
at FGCU	1	2	0		at Purdue	2	7	1	
West Virginia	0	0	0		UMASS	6	3	0	
Stetson	2	0	0		Memphis	2	2	0	
UCF	1	1	0		at West Virginia	3	2	0	
Oral Roberts	2	4	0		at Charlotte	0	0	0	
Rice	0	2	0		APPALACHIAN ST.	0	0	0	
Pepperdine	3	2	0		at North Carolina	2	1	0	
at Duke	1	3	0		at Boston College	0	0	0	
at Clemson	0	0	0		MARYLAND	4	1	0	
Florida St.	2	0	0		VIRGINIA TECH	0	0	0	
UNC	1	1	0		NORTH CAROLINA	0	0	0	
at Virginia Tech	0	0	0		WAKE FOREST	0	0	0	
at UNG	2	2	0		at Maryland	2	2	0	
Maryland	0	0	0		FLORIDA STATE	0	4	0	
at Alabama	0	1	0		at Georgia Tech	0	0	0	
					vs. Florida State	0	1	0	
					MINNESOTA	0	1	0	

## Akpejori Season / Career Highs Points

Season: 4, at Boston College, 1/16/13  
Career: 8, vs. NC Central 11/19/10  
ACC: 4 (2x) last at Boston College, 1/16/13

## Rebounds

Season: 4 (2x) last vs. Maryland, 1/13/13  
Career: 7, at Purdue 11/29/11  
ACC: 4 (3x) last vs. Maryland, 1/13/13

## Assists

Season: 1, vs. Florida State, 1/27/13  
Career: 1 (3x), last vs. Florida State, 1/27/13  
ACC: 1, vs. Florida State, 1/27/13

## Steals

Season: 1 (3x), last vs. Florida State, 1/27/13  
Career: 1, (8x), last vs. Florida State, 1/27/13  
ACC: 1 (5x), last vs. Florida State, 1/27/13

## Blocked Shots

Season: 2, vs. Charlotte, 12/14/12  
Career: 4 (2x), last vs. UNF 11/19/11  
ACC: 2, vs. Florida State, 1/19/11

## Field Goals

Season: 2, at Boston College, 1/16/13  
Career: 3 (2x) last vs. Tennessee Tech 11/11/11  
ACC: 2 (2x) last at Boston College, 1/16/13

## Field Goal Attempts

Season: 3 (2x) last at Boston College, 1/16/13  
Career: 4, UNF 11/19/11  
ACC: 3 (3x) last at Boston College, 1/16/13

## Free Throws

Season: 1, vs. Arizona, 12/23/12  
Career: 4, at Rutgers 11/21/10  
ACC: 2, vs. Florida State, 1/19/11

## Free Throw Attempts

Season: 2, vs. Arizona, 12/23/12  
Career: 4 (4x), last vs. Memphis 12/06/11  
ACC: 3, at Duke, 1/2/11

## 3-Point Field Goals

Season: --

Career: --

ACC: --

## 3-Point Field Goal Attempts

Season: --

Career: --

ACC: --

## Foul Disqualifications

Season: --

Career: --

## Minutes

Season: 13, at Georgia Tech, 1/5/13

Career: 22, vs. UNF 11/19/11

ACC: 13, at Georgia Tech, 1/5/13

## CAREER STATISTICS

Season	GP	GS	Min.	Avg.	FG	FGA	Pct.	FG	FGA	Pct.	FT	FTA	Pct.	Off.	Def.	Tot.	Avg.	PF	FO	Ast.	TO	Blk	Stl	Pts.	Avg.
2010-11	20	0	98	4.9	5	10	.500	0	0	.000	21	32	.656	13	18	31	1.6	16	0	0	5	12	2	31	1.6
2011-12	22	3	147	6.7	13	27	.481	0	0	.000	10	17	.588	21	12	33	1.5	27	0	2	7	11	4	36	1.6
2012-13	15	0	73	4.9	5	13	.385	0	0	.000	1	3	.333	6	12	18	1.2	7	0	1	2	3	3	11	0.7
TOTAL	57	3	318	5.6	23	50	.460	0	0	.000	32	52	.615	40	42	82	1.4	50	0	3	14	26	9	78	1.4

## AKPEJIORI 2012-13

Opponent	Date	GS	Min	FG	FGA	Pct	3FG	FGA	Pct	FT	FTA	Pct	Off	Def	Tot	Avg	PF	FO	A	TO	Blk	Stl	Pts	Avg
CHARLOTTE	12-14-12	3	1	2	.500	0	0	.000	0	1	.000	0	0	0	0.0	0	0	0	0	2	0	2	2.0	
at UCF	12-18-12	1	0	0	.000	0	0	.000	0	0	.000	0	1	1	0.5	0	0	0	0	0	0	0	1.0	
at Hawai'i	12-22-12	4	0	0	.000	0	0	.000	0	0	.000	1	1	2	1.0	0	0	0	0	0	0	0	0.7	
vs Arizona	12-23-12	3	0	0	.000	0	0	.000	1	2	.500	0	1	1	1.0	0	0	0	0	0	0	1	0.8	
vs Indiana State	12-25-12	11	1	2	.500	0	0	.000	0	0	.000	2	1	3	1.4	1	0	0	1	0	0	2	1.0	
LA SALLE	01-02-13	3	0	0	.000	0	0	.000	0	0	.000	0	0	0	1.2	0	0	0	0	0	0	0	0.8	
at Georgia Tech	01-05-13	13	1	3	.333	0	0	.000	0	0	.000	1	3	4	1.6	4	0	0	1	0	1	2	1.0	
at North Carolina	01-10-13	7	0	0	.000	0	0	.000	0	0	.000	0	0	0	1.4	0	0	0	0	1	0	0	0.9	
MARYLAND	01-13-13	7	0	2	.000	0	0	.000	0	0	.000	2	2	4	1.7	1	0	0	0	0	1	0	0.8	
at Boston College	01-16-13	12	2	3	.667	0	0	.000	0	0	.000	0	2	2	1.7	0	0	0	0	0	0	4	1.1	
DUKE	01-23-13	2	0	0	.000	0	0	.000	0	0	.000	0	1	1	1.6	0	0	0	0	0	0	0	1.0	
FLORIDA STATE	01-27-13	2	0	0	.000	0	0	.000	0	0	.000	0	0	0	1.5	1	0	1	0	0	1	0	0.9	
BOSTON COLLEGE	02-05-13	2	0	1	.000	0	0	.000	0	0	.000	0	0	0	1.4	0	0	0	0	0	0	0	0.8	
NORTH CAROLINA	02-09-13	1	0	0	.000	0	0	.000	0	0	.000	0	0	0	1.3	0	0	0	0	0	0	0	0.8	
VIRGINIA TECH	02-27-13	2	0	0	.000	0	0	.000	0	0	.000	0	0	0	1.2	0	0	0	0	0	0	0	0.7	



# RION BROWN

Junior | Guard | 6-6 | 200

Hinesville, Ga. | Liberty County

# #15

- Very athletic and attacks the rim on offensive rebounds and lobs
- Catch and shoot player who is finding his rhythm
- Currently making 100 3-pointers before or after practice every day
- Mother likes him to wear orange shoes, so she sends a new pair occasionally
- 185 test: 12 reps | Front squat: 325 | 1-step vertical: 35.5 | Bench max: 245
- Improved 1-step vertical from 31.5 to 35.5, 185 test from 2 to 12 reps and bench max from 205-245 in 15 months under strength coach Jim Krumpus
- First name is pronounced Ryan ... Born Sept. 3, 1991 ... Brother to Tico Brown II
- Son of Lisa Brown and Tico Brown, who played basketball at Georgia Tech, in Continental Basketball Association and overseas. When he retired, Tico was CBA's all-time leading scorer (8,538 points) and was voted to All-Time CBA Team
- Majoring in sports administration
- Also recruited by Georgia, Alabama and Virginia

## As a Sophomore (2011-12)

- Ended season on a streak of hitting a three-pointer in seven-straight games, which tied for fourth-longest current streak in ACC
- Knocked down 11 threes in four postseason games, leading team with 14.3 points in ACC Tournament and NIT combined
- Led team in NIT with 17.0 points and 35.5 minutes per night, and was second with 6.0 rebounds in two games

## As a Freshman (2010-11)

- Versus Maryland (3/2), registered career highs in points (19), field goals made (6), three-pointers made (6) and assists (3). Finished 6-of-7 from long range, the six three-pointers are most by a Miami freshman in a decade.

## High School

Selected Class 3-A South Player of Year by Georgia Athletic Coaches Association ... Rated as No. 15 shooting guard by *Scout*, No. 47 shooting guard by *ESPN* and No. 61 nationally by *Rivals* ... Selected as a GHSA State Senior All-Star ... As senior, averaged 22.8 points per game, while shooting 55 percent from field and 38 percent from beyond arc ... Teammate of Tennessee signee Jordan McRae ... Played AAU basketball for Worldwide Renegades.

2010-11					2011-12				
Opposition	P	R	A		Opposition	P	R	A	
Jacksonville	3	2	1		TENNESSEE TECH	7	3	1	
at Memphis	0	2	0		RUTGERS	0	4	1	
N.C. Central	17	2	2		at Ole Miss	0	0	0	
at Rutgers	5	2	0		at Purdue	3	4	0	
McNeese St.	16	4	0		UMASS	7	2	0	
at FGCU	5	0	1		Memphis	6	1	0	
Ole Miss	3	2	1		at West Virginia	0	0	0	
West Virginia	0	1	0		vs. FAU	15	0	0	
Stetson	3	0	1		at Charlotte	11	2	0	
UCF	0	0	0		APPALACHIAN ST.	15	3	0	
Oral Roberts	1	1	0		UNCG	6	2	1	
Rice	0	1	0		at Virginia	4	1	0	
Akron	0	1	0		at North Carolina	3	2	0	
Pepperdine	9	1	0		CLEMSON	5	2	0	
at Duke	0	0	0		NC STATE	10	4	0	
at Clemson	1	0	0		at Georgia Tech	0	1	1	
BC	0	0	1		at Boston College	2	3	3	
Florida St.	0	1	0		MARYLAND	5	3	1	
at NC State	3	0	1		at Duke	5	1	1	
UNC	0	1	0		VIRGINIA TECH	8	3	0	
at Florida Tech	7	3	0		at Florida State	5	3	0	
Georgia Tech	5	8	1		NORTH CAROLINA	5	5	1	
Virginia	8	3	0		WAKE FOREST	11	6	3	
at Wake Forest	0	2	2		at Maryland	4	1	0	
Duke	8	3	0		FLORIDA STATE	9	2	0	
at UNGC	0	1	0		at NC State	15	4	1	
Clemson	5	2	0		BOSTON COLLEGE	5	2	1	
at BC	4	1	0		at Georgia Tech	10	5	0	
at Florida St.	3	7	1		vs. Florida State	13	5	0	
Maryland	19	3	3		VALPARAISO	18	6	1	
Georgia Tech	3	3	3		MINNESOTA	16	6	0	
UNC	5	3	1						
FAU	6	1	0						
Missouri St.	7	3	2						
at Alabama	2	5	1						

## Brown Season / Career Highs

### Points

Season: 22 (2x) last vs. Boston College 2/5/13  
 Career: 22 (2x) last vs. Boston College 2/5/13  
 ACC: 22 (2x) last vs. Boston College 2/5/13

### Rebounds

Season: 7, vs. Jacksonville 11/16/12  
 Career: 8, vs. Georgia Tech 2/3/11  
 ACC: 8, vs. Georgia Tech 2/3/11

### Assists

Season: 3, at FGCU 11/13/12  
 Career: 3 (5x), last at FGCU 11/13/12  
 ACC: 3 (4x), last vs. Wake Forest 2/18/12

### Steals

Season: 2 (3x) last vs. Boston College 2/5/13  
 Career: 3, vs. NC Central 11/19/10  
 ACC: 2 (2x) last vs. Boston College 2/5/13

### Blocked Shots

Season: 1 (2x) last at UMass, 12/1/12  
 Career: 1, (6x) last at UMass, 12/1/12  
 ACC: 1, (2x) last vs. Maryland, 3/2/11

### Field Goals

Season: 9, at Georgia Tech, 1/5/13  
 Career: 9, at Georgia Tech, 1/5/13  
 ACC: 9, at Georgia Tech, 1/5/13

### Field Goal Attempts

Season: 11 (2x) last vs. Boston College 2/5/13  
 Career: 12, vs. Minnesota 3/19/12  
 ACC: 11 (2x) last vs. Boston College 2/5/13

### Free Throws

Season: 3 (5x) last at Duke 3/2/13  
 Career: 5 (2x) last vs. App. State 12/30/11  
 ACC: 4, at NC State 2/29/12

### Free Throw Attempts

Season: 5 (2x) last vs. Boston College 2/5/13  
 Career: 6 (2x) last vs. App. State 12/30/11  
 ACC: 5, vs. Boston College 2/5/13

### 3-Point Field Goals

Season: 5, vs. Boston College 2/5/13  
 Career: 6, vs. Maryland 3/2/11  
 ACC: 6, vs. Maryland 3/2/11

### 3-Point Field Goal Attempts

Season: 8, at North Carolina 1/10/13  
 Career: 8 (2x), last at UNC 1/10/13  
 ACC: 8, at North Carolina 1/10/13

### Foul Disqualifications

Season: --  
 Career: --

### Minutes

Season: 35, at FGCU 11/13/12  
 Career: 37, vs. Valparaiso 3/14/12  
 ACC: 30 (2x) last at Boston College, 1/16/13

## CAREER STATISTICS

Season	GP	GS	Min.	Avg.	FG	Total FGA	Pct.	3-Point FG	3-Point FGA	Pct.	Free Throws FT	Free Throws FTA	Pct.	Rebounds Off.	Rebounds Def.	Tot.	Avg.	PF	FO	Ast.	TO	Blk	Stl	Pts.	Avg.
2010-11	36	5	607	16.9	51	141	.362	32	90	.356	23	33	.697	13	59	72	2.0	54	0	22	33	3	10	157	4.4
2011-12	31	3	618	19.9	73	171	.427	41	104	.394	36	47	.766	26	60	86	2.8	41	0	16	21	1	15	223	7.2
2012-13	28	6	626	22.4	60	166	.361	25	98	.255	29	41	.707	17	37	54	1.9	34	0	23	17	2	12	174	6.2
TOTAL	95	14	1851	19.5	184	478	.385	98	292	.336	88	121	.727	56	156	212	2.2	129	0	61	71	6	37	554	5.8

## BROWN 2012-13

Opponent	Date	GS	Min	FG	Total FGA	Pct	3-PTS 3FG	3-PTS FGA	Pct	FREE THROWS FT	FREE THROWS FTA	Pct	REBOUNDS Off	REBOUNDS Def	Tot	Avg	PF	FO	A	TO	Blk	Stl	Pts	Avg
STETSON	11-09-12	*	30	4	9	.444	2	6	.333	0	0	.000	0	1	1	1.0	0	0	2	1	0	0	10	10.0
at FGCU	11-13-12	*	35	0	7	.000	0	6	.000	1	2	.500	2	2	4	2.5	0	0	3	2	1	0	1	5.5
JACKSONVILLE	11-16-12	*	33	3	5	.600	0	1	.000	2	5	.400	2	5	7	4.0	0	0	1	0	0	2	8	6.3
DETROIT	11-24-12		24	2	8	.250	0	3	.000	2	2	1.000	2	3	5	4.3	0	0	2	0	0	0	6	6.3
MICHIGAN STATE	11-28-12		15	1	3	.333	1	2	.500	2	2	1.000	0	0	0	3.4	2	0	1	1	0	1	5	6.0
at Massachusetts	12-01-12		24	1	3	.333	1	3	.333	3	4	.750	0	0	0	2.8	3	0	2	0	1	0	6	6.0
CHARLOTTE	12-14-12		19	1	5	.200	1	4	.250	1	2	.500	0	3	3	2.9	1	0	0	0	0	0	4	5.7
at UCF	12-18-12		22	3	6	.500	0	3	.000	0	0	.000	0	0	0	2.5	2	0	1	1	0	0	6	5.8
at Hawai'i	12-22-12	*	25	3	8	.375	0	3	.000	0	0	.000	0	1	1	2.3	1	0	1	0	0	2	6	5.8
vs Arizona	12-23-12	*	25	1	9	.111	0	4	.000	0	0	.000	0	1	1	2.2	2	0	0	2	0	1	2	5.4
vs Indiana State	12-25-12		25	3	6	.500	0	3	.000	1	3	.333	2	0	2	2.2	1	0	0	1	0	0	7	5.5
LA SALLE	01-02-13		14	1	4	.250	0	0	.000	0	0	.000	0	0	0	2.0	2	0	1	0	0	0	2	5.3
at Georgia Tech	01-05-13		23	9	11	.818	4	6	.667	0	0	.000	1	0	1	1.9	1	0	0	0	0	1	22	6.5
at North Carolina	01-10-13		21	3	8	.375	3	8	.375	0	0	.000	0	2	2	1.9	0	0	0	1	0	0	9	6.7
MARYLAND	01-13-13		16	1	6	.167	0	3	.000	0	0	.000	0	2	2	1.9	0	0	0	0	0	0	2	6.4
at Boston College	01-16-13		30	1	6	.167	1	5	.200	0	0	.000	0	0	0	1.8	2	0	1	0	0	1	3	6.2
DUKE	01-23-13		17	1	3	.333	0	2	.000	2	2	1.000	0	0	0	1.7	1	0	2	2	0	0	4	6.1
FLORIDA STATE	01-27-13		18	3	4	.750	2	3	.667	0	0	.000	0	2	2	1.7	1	0	2	0	0	0	8	6.2
at Virginia Tech	01-30-13		10	2	5	.400	1	4	.250	0	0	.000	1	0	1	1.7	0	0	2	1	0	0	5	6.1
at NC State	02-02-13		21	0	2	.000	0	2	.000	0	0	.000	1	0	1	1.7	3	0	0	0	0	0	0	5.8
BOSTON COLLEGE	02-05-13		26	7	11	.636	5	7	.714	3	5	.600	2	1	3	1.7	1	0	1	0	0	2	22	6.6
NORTH CAROLINA	02-09-13		24	3	6	.500	2	5	.400	3	4	.750	1	0	1	1.7	0	0	1	0	0	0	11	6.8
at Florida State	02-13-13		20	0	0	.000	0	0	.000	2	2	1.000	0	0	0	1.6	1	0	0	0	0	1	2	6.6
at Clemson	02-17-13		20	2	6	.333	0	2	.000	1	1	1.000	1	1	2	1.6	3	0	0	1	0	1	5	6.5
VIRGINIA	02-19-13		25	3	7	.429	1	2	.500	3	3	1.000	1	3	4	1.7	0	0	0	1	0	0	10	6.6
at Wake Forest	02-23-13		25	1	10	.100	0	5	.000	0	0	.000	0	6	6	1.9	4	0	0	2	0	0	2	6.5
VIRGINIA TECH	02-27-13	*	23	1	4	.250	1	3	.333	0	0	.000	0	2	2	1.9	2	0	0	1	0	0	3	6.3
at Duke	03-02-13		16	0	4	.000	0	3	.000	3	4	.750	1	2	3	1.9	1	0	0	0	0	0	3	6.2





# JULIAN GAMBLE

Senior | Forward/Center | 6-10 | 250

# #45

Durham, N.C. | Southern Durham

- Developed a good inside game in the past year adding a left handed jump hook
- Good student, high basketball IQ, wants to be a coach
- Stronger and more athletic than prior to ACL injury
- Will finish his masters degree this year
- 185 test: 18 reps | 1-step vertical: 32.5 | Bench max: 275
- Born Sept. 15, 1989 ... Son of Sarah Gamble
- Brother to Talonny, Javon, William and Raquel
- Graduated in May 2012 with degree in sports administration and minor in business administration ... Will earn his masters in liberal arts in May 2013.
- Traveled to Africa summer of 2008 with Athletes in Action
- Nicknames include "Jules" and "JG".

#### As a Senior (2011-12)

- Sat out season after injuring left ACL in summer of 2011.

#### As a Junior (2010-11)

- In three NIT games, averaged 7.3 points and 5.7 rebounds while shooting 88.9 percent from field (8-9).

#### As a Sophomore (2009-10)

- Honored with team's "Outstanding Student-Athlete Award" at 2010 postseason banquet for efforts on court and in classroom.

#### As a Redshirt Freshman (2008-09)

- Among just six ACC freshmen to record a double-double during season, posting a career-high 13 points and a career-high 13 rebounds in win over North Florida (12/31)

#### As a Freshman (2007-08)

- Redshirt

#### High School

Three-year letterwinner at Southern Durham, same HS as former UM teammate Anthony King ... Two-time all-conference selection ... Rated No. 27 center in class of 2007 by Scout.com and No. 4 overall player in state of North Carolina by Rivals.com.

2008-09			
Opposition	P	R	A
Florida Southern	4	6	0
Southern Miss	0	0	0
Connecticut	0	1	0
San Diego	0	5	3
Stetson	1	2	0
at Kentucky	0	3	1
FIU	6	3	1
Robert Morris	0	0	0
Clemson	0	3	0
at St. John's	10	3	1
UNF	13	13	1
NC Central	6	7	0
FAU	0	0	0
Maryland	0	0	0
at North Carolina	0	0	0
at NC State	2	3	0
at Maryland	1	0	0
North Carolina	4	5	0
at Florida State	1	2	1
at Virginia	0	1	0
NC State	0	2	0
Virginia Tech	7	0	0
at Providence	2	1	0
at Florida	0	1	0

2009-10			
Opposition	P	R	A
NC Central	10	3	1
Nova Southeastern	5	4	0
Tulane	2	1	0
UNC Wilmington	2	0	0
South Carolina	0	0	0
FGCU	0	1	0
USC Upstate	4	5	4
Minnesota	0	1	0
at Boston College	0	0	0
SC State	0	4	3
at Stetson	4	2	0
FAU	2	1	0
NC A&T	2	4	3
Bethune-Cookman	0	0	1
at Pepperdine	4	3	0
Wake Forest	5	2	0
at Virginia Tech	0	0	0
at Virginia	0	0	0
Boston College	4	1	0
at Maryland	0	1	0
Virginia Tech	2	0	0
at Wake Forest	3	3	0
at Florida St.	9	3	1
Georgia Tech	4	7	1
at Clemson	3	5	1
Duke	4	1	1
Virginia	13	12	3
NC State	6	4	0
at North Carolina	8	7	2
Florida St.	5	1	0
Wake Forest	8	13	1
Virginia Tech	2	5	1
Duke	4	2	0

2010-11			
Opposition	P	R	A
Jacksonville	10	5	0
at Memphis	4	3	0
N.C. Central	2	4	1
at Rutgers	0	1	0
McNeese St.	2	5	0
at FGCU	2	0	0
Ole Miss	4	4	1
West Virginia	2	3	0
Stetson	6	7	1
UCF	4	1	0
Oral Roberts	2	0	0
Rice	4	3	1
Akron	3	3	0
Pepperdine	2	0	0
at Duke	7	3	0
at Clemson	2	0	1
BC	4	7	0
Florida St.	2	4	0
at NC State	4	6	2
UNC	0	2	0
at Virginia Tech	4	5	0
Georgia Tech	5	6	0
Virginia	0	1	0
at Wake Forest	4	7	1
Duke	7	4	2
at UNC	8	5	2
Clemson	5	4	0
at BC	2	3	0
at Florida St.	1	0	0
Maryland	2	1	1
at Georgia Tech	7	4	2
Virginia	11	5	0
UNC	2	3	1
FAU	8	8	2
Missouri St.	7	3	0
at Alabama	7	6	0

#### Gamble Season / Career Highs

##### Points

Season: 16 (2x) last at NC State, 2/2/13  
 Career: 16 (2x) last at NC State, 2/2/13  
 ACC: 16 at NC State, 2/2/13

##### Rebounds

Season: 13, at Hawai'i 12/22/12  
 Career: 13, (3x) last at Hawai'i 12/22/12  
 ACC: 12, vs. Virginia, 2/23/10

##### Assists

Season: 1 (3x) last vs. Florida State, 1/27/13  
 Career: 4, vs. USC Upstate 11/28/09  
 ACC: 3, vs. Virginia, 2/23/10

##### Steals

Season: 2 (4x) last at NC State, 2/2/13  
 Career: 2 (11x), last at NC State, 2/2/13  
 ACC: 2 (7x) last at NC State, 2/2/13

##### Blocked Shots

Season: 4 (6x) last vs. Virginia 2/19/13  
 Career: 4 (6x) last vs. Virginia 2/19/13  
 ACC: 4 (6x) last vs. Virginia 2/19/13

##### Field Goals

Season: 7 (2x) last at UNC 1/10/13  
 Career: 7 (2x) last at UNC 1/10/13  
 ACC: 7 at North Carolina, 1/10/13

##### Field Goal Attempts

Season: 10 (2x) last at UNC 1/10/13  
 Career: 10 (3x) last at UNC 1/10/13  
 ACC: 10 (2x) last at North Carolina, 1/10/13

##### Free Throws

Season: 5, vs. Jacksonville 11/16/12  
 Career: 7, vs. UNF 12/31/08  
 ACC: 4, at NC State, 2/2/13

##### Free Throw Attempts

Season: 10, vs. Jacksonville 11/16/12  
 Career: 10 (2x) last vs. JU 11/16/12  
 ACC: 6 vs. Duke 1/23/13

##### 3-Point Field Goals

Season: --  
 Career: 1, at North Carolina 3/2/10  
 ACC: 1, at North Carolina 3/2/10

##### 3-Point Field Goal Attempts

Season: --  
 Career: 2, at North Carolina 3/2/10  
 ACC: 2, at North Carolina 3/2/10

##### Foul Disqualifications

Season: 2x, last vs. Maryland, 1/13/13  
 Career: 5x, last at Wake Forest 2/9/11

##### Minutes

Season: 33, at North Carolina 1/10/13  
 Career: 33, at North Carolina 1/10/13  
 ACC: 33, at North Carolina 1/10/13

#### GAMBLE CAREER STATISTICS

Season	GP	GS	Min.	Avg.	FG	FGA	Pct.	FG	FGA	Pct.	FT	FTA	Pct.	Off.	Def.	Tot.	Avg.	PF	FO	Ast.	TO	Blk	Stl	Pts.	Avg.
2008-09	24	0	179	7.5	20	46	.435	0	0	.000	17	29	.586	22	39	61	2.5	23	0	8	4	14	3	57	2.4
2009-10	33	11	440	13.3	45	94	.479	1	4	.250	24	34	.706	39	57	96	2.9	59	2	24	37	25	17	115	3.5
2010-11	36	13	546	15.2	61	102	.598	0	1	.000	21	49	.429	41	83	124	3.4	92	3	18	33	30	14	143	4.0
2012-13	28	21	570	20.4	77	140	.550	0	0	.000	26	57	.456	58	81	139	5.0	62	2	5	21	52	13	180	6.4
TOTAL	121	45	1735	14.3	203	382	.531	1	5	.200	88	169	.521	160	260	420	3.5	236	7	55	95	121	47	495	4.1

#### GAMBLE 2012-13

Opponent	Date	GS	Min	FG	FGA	Pct	3FG	FGA	Pct	FT	FTA	Pct	Off	Def	Tot	Avg	PF	FO	A	TO	Blk	Stl	Pts	Avg
STETSON	11-09-12		18	4	4	1.000	0	0	.000	1	3	.333	1	5	6	6.0	2	0	1	0	0	1	9	9.0
at FGCU	11-13-12		8	0	2	.000	0	0	.000	0	0	.000	1	0	1	3.5	1	0	0	1	0	0	0	4.5
JACKSONVILLE	11-16-12	*	28	4	6	.667	0	0	.000	5	10	.500	2	0	2	3.0	0	0	0	3	1	2	13	7.3
DETROIT	11-24-12	*	13	3	5	.600	0	0	.000	1	1	1.000	1	1	2	2.8	2	0	0	2	2	0	7	7.3
MICHIGAN STATE	11-28-12		9	0	2	.000	0	0	.000	0	0	.000	0	1	1	2.4	1	0	0	0	0	0	0	5.8
at Massachusetts	12-01-12		3	0	1	.000	0	0	.000	0	0	.000	0	0	0	2.0	0	0	0	0	0	0	0	4.8
CHARLOTTE	12-14-12		14	2	5	.400	0	0	.000	1	2	.500	1	1	2	2.0	2	0	0	2	2	0	5	4.9
at UCF	12-18-12		11	0	0	.000	0	0	.000	0	0	.000	0	0	0	1.8	1	0	0	2	0	0	0	4.3
at Hawai'i	12-22-12	*	32	7	10	.700	0	0	.000	2	2	1.000	8	5	13	3.0	1	0	0	0	2	0	16	5.6
vs Arizona	12-23-12	*	31	1	4	.250	0	0	.000	1	2	.500	0	3	3	3.0	2	0	0	0	0	2	3	5.3
vs Indiana State	12-25-12	*	24	5	9	.556	0	0	.000	1	5	.200	4	5	9	3.5	5	1	0	0	4	0	11	5.8
LA SALLE	01-02-13	*	21	2	3	.667	0	0	.000	2	4	.500	2	6	8	3.9	1	0	0	0	2	0	6	5.8
at Georgia Tech	01-05-13	*	25	2	6	.333	0	0	.000	3	4	.750	2	5	7	4.2	4	0	1	1	2	0	7	5.9
at North Carolina	01-10-13	*	33	7	10	.700	0	0	.000	0	0	.000	3	3	6	4.3	4	0	0	1	3	1	14	6.5
MARYLAND	01-13-13	*	32	4	9	.444	0	0	.000	0	2	.000	3	6	9	4.6	5	1	0	3	4	1	8	6.6
at Boston College	01-16-13	*	18	3	5	.600	0	0	.000	0	0	.000	2	3	5	4.6	3	0	0	0	1	0	6	6.6
DUKE	01-23-13	*	24	2	4	.500	0	0	.000	1	6	.167	3	7	10	4.9	2	0	0	1	4	2	5	6.5
FLORIDA STATE	01-27-13	*	22	3	6	.500	0	0	.000	1	3	.333	3	3	6	5.0	2	0	1	0	4	0	7	6.5
at Virginia Tech	01-30-13	*	24	1	1	1.000	0	0	.000	0	0	.000	1	6	7	5.1	2	0	0	0	3	1	2	6.3
at NC State	02-02-13	*	25	6	9	.667	0	0	.000	4	4	1.000	4	0	4	5.1	1	0	1	0	1	2	16	6.8
BOSTON COLLEGE	02-05-13	*	17	1	4	.250	0	0	.000	0	0	.000	3	1	4	5.0	3	0	1	2	2	0	2	6.5
NORTH CAROLINA	02-09-13	*	18	4	5	.800	0	0	.000	0	0	.000	3	3	6	5.0	1	0	0	0	4	0	8	6.6
at Florida State	02-13-13	*	23	4	6	.667	0	0	.000	2	4	.500	2	1	3	5.0	3	0	0	1	2	1	10	6.7
at Clemson	02-17-13	*	29	4	8	.500	0	0	.000	0	0	.000	3	5	8	5.1	4	0	0	1	3	0	8	6.8
VIRGINIA	02-19-13	*	20	4	7	.571	0	0	.000	0	2	.000	2	5	7	5.2	1	0	0	1	4	0	8	6.8
at Wake Forest	02-23-13	*	13	1	4	.250	0	0	.000	0	0	.000	2	3	5	5.2	4	0	0	0	2	0	2	6.7
VIRGINIA TECH	02-27-13	*	17	1	2	.500	0	0	.000	0	2	.000	0	2	2	5.0	3	0	0	0	0	0	2	6.5
at Duke	03-02-13		18	2	3	.667	0	0	.000	1	1	1.000	2	1	3	5.0	2	0	0	0	0	0	5	6.4



# TONYE JEKIRI

Freshman | Center | 7-0 | 227

Hialeah, Fla. | Champagnat Catholic School

# #23

- Only played basketball for three years after moving to South Florida in September 2010 to begin hoops career
- Terrific learner who picks up concepts quickly
- Good passer for his size
- Developing his offensive game
- Can play with back to basket or step out for a 10-12-foot shot
- Runs the floor like a guard and has unstoppable motor
- Only scholarship freshman on the team, second Florida recruit in Larranaga era
- Acclimated himself well from Nigeria to US culture
- Chose jersey number 23 because July 23 is birthday
- 185 test: 9 reps | front squat: 245 | 1-step vertical: 31.5 | Bench max: 235
- Majoring in sports administration
- Born July 23, 1994 in Nigeria ... Given name is Tonye Frank Jekiri (TAHN-yay Ja-KEER-EE) ... Brother to Tammie, Omiebi and Boma
- Originally from Nigeria, Jekiri moved to South Florida in September 2010 to begin basketball career ... Previously played soccer
- Chose Miami over considerations from Virginia Tech, Clemson, Florida State, Auburn, Vanderbilt and Alabama
- Larranaga's second recruit from state of Florida, joining current Canes sophomore Shane Larkin from Orlando, Fla.

## High School

Rated 17th-best center in country by *ESPN.com* and No. 13 by *Scout.com* ... Averaged 20 points, 12 rebounds and 5 blocks per game as a senior ... Notched 45 points and 20 rebounds in regional semifinals and 18 points, 14 rebounds and six blocks in regional finals ... Led team to 2A state title game ... First team 2011-12 Boys Class 2A All-State team ... First team All-FHSAA Tournament at state championships ... *Orlando Sentinel's* 2011-12 All-Florida boys basketball team ... Averaged 14 points and 10 rebounds per game as a junior with Champagnat, first year of organized hoops ... Team MVP ... Team captain ... On AAU circuit, played for Team Breakdown ... Dominated at Source Hoops Elite Camp and led Team Breakdown to championships in Breakdown Hoops Festival and Big Shots Myrtle Beach I.

## Jekiri Career Highs

### Points

Career: 4 (2x) last vs. Virginia Tech, 2/28/13  
 ACC: 4 (2x) last vs. Virginia Tech, 2/28/13

### Rebounds

Career: 4 (2x) last vs. Boston College 2/5/13  
 ACC: 4 (2x) last vs. Boston College 2/5/13

### Assists

Career: 1 (2x), last at Boston College, 1/16/13  
 ACC: 1, at Boston College, 1/16/13

### Steals

Career: 1 (5x), last vs. Boston College 2/5/13  
 ACC: 1 (3x), last vs. Boston College 2/5/13

### Blocked Shots

Career: 2 (2x) last vs. Virginia Tech, 2/28/13  
 ACC: 2, vs. Virginia Tech, 2/28/13

### Field Goals

Career: 2, vs. Florida State, 1/27/13  
 ACC: 2, vs. Florida State, 1/27/13

### Field Goal Attempts

Career: 3 (3x), last vs. Florida State, 1/27/13  
 ACC: 3 (2x), last vs. Florida State, 1/27/13

### Free Throws

Career: 4, vs. Virginia Tech, 2/28/13  
 ACC: 4, vs. Virginia Tech, 2/28/13

### Free Throw Attempts

Career: 6, vs. Virginia Tech, 2/28/13  
 ACC: 6, vs. Virginia Tech, 2/28/13

### 3-Point Field Goals

Career: --  
 ACC: --

### 3-Point Field Goal Attempts

Career: --  
 ACC: --

### Foul Disqualifications

Career: --

### Minutes

Career: 12 (2x) last vs. Florida State, 1/27/13  
 ACC: 12 (2x) last vs. Florida State, 1/27/13

## CAREER STATISTICS

Season	GP	GS	Min.	Avg.	FG	Total FGA	Pct.	3-Point FG	3-Point FGA	Pct.	Free Throws FT	Free Throws FTA	Pct.	Rebounds Off.	Rebounds Def.	Tot.	Avg.	PF	FO	Ast.	TO	Blk	Stl	Pts.	Avg.
2012-13	26	0	174	6.7	12	22	.545	0	0	.000	8	16	.500	20	17	37	1.4	27	0	3	10	9	5	32	1.2

## JEKIRI 2012-13

Opponent	Date	GS	Min	TOTAL			3-PTS			FREE THROWS			REBOUNDS				PF	FO	A	TO	Blk	Stl	Pts	Avg
				FG	FGA	Pct	3FG	FGA	Pct	FT	FTA	Pct	Off	Def	Tot	Avg								
STETSON	11-09-12		DNP																					
at FGCU	11-13-12	9	0	0	.000	0	0	.000	1	2	.500	1	1	2	2.0	2	0	0	1	0	0	1	1.0	
JACKSONVILLE	11-16-12	6	0	0	.000	0	0	.000	0	1	.000	0	0	0	1.0	1	0	0	1	0	1	0	0.5	
DETROIT	11-24-12		DNP																					
MICHIGAN STATE	11-28-12	8	0	0	.000	0	0	.000	0	0	.000	0	2	2	1.3	1	0	0	0	0	0	0	0.3	
at Massachusetts	12-01-12	2	0	0	.000	0	0	.000	0	0	.000	0	0	0	1.0	0	0	0	0	0	0	0	0.3	
CHARLOTTE	12-14-12	11	0	0	.000	0	0	.000	0	0	.000	0	0	0	0.8	1	0	0	0	2	0	0	0.2	
at UCF	12-18-12	8	1	3	.333	0	0	.000	1	2	.500	2	0	2	1.0	4	0	0	0	0	0	3	0.7	
at Hawai'i	12-22-12	9	0	0	.000	0	0	.000	0	0	.000	0	0	0	0.9	1	0	1	0	0	1	0	0.6	
vs Arizona	12-23-12	7	0	1	.000	0	0	.000	0	0	.000	1	1	2	1.0	3	0	0	0	1	0	0	0.5	
vs Indiana State	12-25-12	0	0	0	.000	0	0	.000	0	0	.000	0	0	0	0.9	0	0	0	0	0	0	0	0.4	
LA SALLE	01-02-13	3	0	0	.000	0	0	.000	0	0	.000	0	1	1	0.9	0	0	0	0	0	0	0	0.4	
at Georgia Tech	01-05-13	7	0	0	.000	0	0	.000	2	2	1.000	2	0	2	1.0	0	0	0	1	1	0	2	0.5	
at North Carolina	01-10-13	2	0	0	.000	0	0	.000	0	0	.000	1	0	1	1.0	0	0	0	0	0	0	0	0.5	
MARYLAND	01-13-13	7	1	2	.500	0	0	.000	0	0	.000	2	2	4	1.2	1	0	0	0	0	0	2	0.6	
at Boston College	01-16-13	7	0	0	.000	0	0	.000	0	0	.000	0	1	1	1.2	1	0	1	1	0	1	0	0.6	
DUKE	01-23-13	12	1	3	.333	0	0	.000	0	1	.000	1	1	2	1.3	0	0	0	0	1	1	2	0.7	
FLORIDA STATE	01-27-13	12	2	3	.667	0	0	.000	0	0	.000	1	1	2	1.3	3	0	0	2	1	0	4	0.9	
at Virginia Tech	01-30-13	6	1	1	1.000	0	0	.000	0	0	.000	0	1	1	1.3	1	0	0	0	0	0	2	0.9	
at NC State	02-02-13	6	0	0	.000	0	0	.000	0	0	.000	2	0	2	1.3	0	0	1	2	0	0	0	0.9	
BOSTON COLLEGE	02-05-13	10	1	2	.500	0	0	.000	0	2	.000	3	1	4	1.5	1	0	0	0	1	1	2	0.9	
NORTH CAROLINA	02-09-13	9	1	1	1.000	0	0	.000	0	0	.000	1	1	2	1.5	1	0	0	1	0	0	2	1.0	
at Florida State	02-13-13	7	1	2	.500	0	0	.000	0	0	.000	0	2	2	1.5	1	0	0	0	0	0	2	1.0	
at Clemson	02-17-13	2	0	0	.000	0	0	.000	0	0	.000	0	0	0	1.5	1	0	0	0	0	0	0	1.0	
VIRGINIA	02-19-13	5	1	2	.500	0	0	.000	0	0	.000	0	0	0	1.4	0	0	0	0	0	0	2	1.0	
at Wake Forest	02-23-13	7	1	1	1.000	0	0	.000	0	0	.000	2	1	3	1.5	2	0	0	0	0	0	2	1.1	
VIRGINIA TECH	02-27-13	7	0	0	.000	0	0	.000	4	6	.667	1	1	2	1.5	1	0	0	0	2	0	4	1.2	
at Duke	03-02-13	5	1	1	1.000	0	0	.000	0	0	.000	0	0	0	1.4	1	0	0	1	0	0	2	1.2	



# REGGIE JOHNSON

Senior | Center | 6-10 | 292

# #42

Winston-Salem, N.C. | Winston-Salem Prep

**2011 All-ACC Honorable Mention**  
**2010 ACC All-Tournament Second Team**  
**ACC Player of the Week - Feb. 6, 2012**

- Immovable presence inside with soft hands, good agility and foot speed
- Provides big body inside with a 7-2 wingspan
- Developing a top of the key 3-point shot
- Another coach on the sideline during his injury, encouraging the bigs
- Graduated with a degree in liberal arts in Dec. 2012 ... Currently taking courses the College of Arts and Sciences.
- Carolina Panthers fan, enjoys WWF and wants to meet UM alum, The Rock
- 185 test: 23 reps | 1-step vertical: 27.5 | Bench max: 320
- Improved bench max from 250 to 320 pounds and 185 test from 13 to 23 reps in 15 months under strength coach Jim Krumpus
- Born Dec. 16, 1989 ... Son of Erika Johnson ... Brother to Chrisalyn Boston
- Graduated in December 2012 with a degree in liberal arts
- Nickname is Big Regg
- Also recruited by Wake Forest, Virginia Tech, Xavier and VCU
- Played basketball in China during summer of 2010 with Athletes in Action
- Played in 2012 Amare Stoudemire Skills Academy
- Lost approximately 40 pounds since arriving on campus in summer 2008

## As a Junior (2011-12)

- Following season was listed sixth in rebounds on ACC's active career statistical leaders list
- Posted one double-double, a 27-point, 12-rebound performance in UM's first-ever win at Cameron Indoor Stadium against Duke
- First three-point attempt was a made trey against Maryland on Feb. 1
- Posted 15 points, nine rebounds, five blocks and five assists in 36 minutes in first game back from knee surgery (12/17)
- Sat out first nine games of season after successfully undergoing surgery on June 30 to repair a torn meniscus in right knee. Injured knee during pick-up game June 27
- Declared ineligible prior to game against Florida State (Feb. 26) following findings in ongoing joint NCAA-UM inquiry. Reinstated for Feb. 29 game at NC State.

## As a Sophomore (2010-11)

- Shot 59.1 percent from field - third-highest percentage in a season in UM history (minimum 200 field goal attempts)
- Grabbed a team-high 21.7 percent of available rebounds while on court
- Pulled down 20 rebounds in NIT win over FAU

## As a Redshirt Freshman (2009-10)

- Season-high 22 points (8-of-8 FG) with 6-of-6 shooting from line, four boards, two assists and a blocked shot in ACC Tournament opening-round win against Wake Forest (3/11).

## As a True Freshman (2008-09)

- Redshirt season. Worked on conditioning and spent hours in the weight room

## High School

Competed in basketball and track & field at Winston-Salem Prep ... Helped guide Phoenix to North Carolina 1-A state championship in basketball, finishing with 25 points and a state championship record 23 rebounds en route to title and MVP honors ... Two-time All-Northwest selection, led league with 24.1 points per game, 16.1 rebounds per game and 7.1 blocks per game as a senior in 2007-08 ... *NC Preps.com* 1-A Player of Year, *NC Preps.com* All-State Team, *Triad Sports Weekly* County Player of Year and *Triad Sports Weekly* All-Forsyth County Basketball Team ... Four-star recruit by *Scout.com*, which ranked him 17th among centers ... Played AAU basketball for Boo Williams.

CAREER STATISTICS				Total				3-Point			Free Throws			Rebounds			Scoring								
Season	GP	GS	Min.	Avg.	FG	FGA	Pct.	FG	FGA	Pct.	FT	FTA	Pct.	Off.	Def.	Tot.	Avg.	PF	FO	Ast.	TO	Blk	Stl	Pts.	Avg.
2009-10	32	6	434	13.6	60	115	.522	0	0	.000	84	107	.785	59	89	148	4.6	70	1	13	24	21	16	204	6.4
2010-11	36	34	935	26.0	165	279	.591	0	0	.000	100	150	.667	126	221	347	9.6	116	4	33	69	45	22	430	11.9
2011-12	23	22	602	26.2	88	179	.492	4	11	.364	51	72	.708	59	106	165	7.2	70	1	36	37	23	14	231	10.0
2012-13	19	7	440	23.2	52	131	.397	1	10	.100	54	78	.692	44	104	148	7.8	44	0	17	42	24	8	159	8.4
TOTAL	110	69	2411	21.9	365	704	.518	5	21	.238	289	407	.710	288	520	808	7.3	300	6	99	172	113	60	1024	9.3

JOHNSON 2012-13				TOTAL			3-PTS			FREE THROWS			REBOUNDS											
Opponent	Date	GS	Min	FG	FGA	Pct	3FG	FGA	Pct	FT	FTA	Pct	Off	Def	Tot	Avg	PF	FO	A	TO	Blk	Stl	Pts	Avg
STETSON	11-09-12	*	29	6	16	.375	0	3	.000	10	14	.714	7	4	11	11.0	2	0	2	2	0	0	22	22.0
at FGCU	11-13-12	*	26	2	8	.250	0	0	.000	2	7	.286	4	6	10	10.5	4	0	1	5	0	1	6	14.0
JACKSONVILLE	11-16-12		DNP																					
DETROIT	11-24-12		27	2	3	.667	0	0	.000	3	4	.750	3	6	9	10.0	3	0	2	2	3	1	7	11.7
MICHIGAN STATE	11-28-12	*	31	2	5	.400	0	1	.000	6	6	1.000	0	11	11	10.3	2	0	1	2	3	0	10	11.3
at Massachusetts	12-01-12	*	33	6	13	.462	0	0	.000	7	8	.875	3	10	13	10.8	2	0	1	3	6	0	19	12.8
CHARLOTTE	12-14-12	*	25	3	8	.375	0	0	.000	2	4	.500	1	3	4	9.7	2	0	0	2	1	0	8	12.0
at UCF	12-18-12	*	27	5	8	.625	1	2	.500	5	6	.833	4	9	13	10.1	0	0	1	1	0	1	16	12.6
DUKE	01-23-13		16	0	2	.000	0	0	.000	2	2	1.000	1	4	5	9.5	4	0	0	2	1	0	2	11.3
FLORIDA STATE	01-27-13		22	1	8	.125	0	1	.000	3	4	.750	3	3	6	9.1	2	0	1	1	2	1	5	10.6
at Virginia Tech	01-30-13		22	1	4	.250	0	0	.000	2	2	1.000	3	7	10	9.2	0	0	0	3	2	0	4	9.9
at NC State	02-02-13		23	6	10	.600	0	1	.000	3	4	.750	2	6	8	9.1	3	0	0	1	1	1	15	10.4
BOSTON COLLEGE	02-05-13		22	2	6	.333	0	0	.000	0	2	.000	3	6	9	9.1	3	0	2	4	0	0	4	9.8
NORTH CAROLINA	02-09-13		21	3	9	.333	0	2	.000	2	2	1.000	1	4	5	8.8	2	0	1	2	1	0	8	9.7
at Florida State	02-13-13		27	5	5	1.000	0	0	.000	4	7	.571	2	6	8	8.7	4	0	1	4	1	1	14	10.0
at Clemson	02-17-13		17	1	4	.250	0	0	.000	0	0	.000	0	3	3	8.3	1	0	1	2	0	1	2	9.5
VIRGINIA	02-19-13		19	4	7	.571	0	0	.000	0	2	.000	1	6	7	8.3	3	0	0	2	1	0	8	9.4
at Wake Forest	02-23-13		16	2	7	.286	0	0	.000	0	0	.000	3	0	3	7.9	1	0	1	2	1	0	4	9.1
VIRGINIA TECH	02-27-13		20	1	3	.333	0	0	.000	3	4	.750	2	6	8	7.9	2	0	1	1	1	1	5	8.8
at Duke	03-02-13	*	17	0	5	.000	0	0	.000	0	0	.000	1	4	5	7.8	4	0	1	1	0	0	0	8.4

## Johnson Season / Career Highs Points

Season: 22, vs. Stetson 11/9/12

Career: 27, at Duke 2/5/12

ACC: 27 at Duke, 2/5/12

## Rebounds

Season: 13 (2x) last at UCF 12/18/12

Career: 20, vs. FAU 3/16/11

ACC: 16 vs. Maryland, 3/2/11

## Assists

Season: 2 (3x) last vs. Boston College 2/5/13

Career: 5, vs. FAU 12/17/11

ACC: 4 (2x), last vs. Boston College

## Steals

Season: 1 (8x) last vs. Virginia Tech, 2/28/13

Career: 2 (4x), last vs. Georgia Tech 2/3/11

ACC: 2, Georgia Tech, 2/3/11

## Blocked Shots

Season: 6, at UMass, 12/1/12

Career: 6, at UMass, 12/1/12

ACC: 5, at NC State 1/23/11

## Field Goals

Season: 6 (2x), last at UMass, 12/1/12

Career: 11, at Duke 2/5/12

ACC: 11, at Duke 2/5/12

## Field Goal Attempts

Season: 16, vs. Stetson 11/9/12

Career: 17 (2x), last at Duke 2/5/12

ACC: 17 (2x) last at Duke 2/5/12

## Free Throws

Season: 10, vs. Stetson 11/9/12

Career: 10, vs. Stetson 11/9/12

ACC: 9, at Wake Forest, 2/9/11

## Free Throw Attempts

Season: 14, vs. Stetson 11/9/12

Career: 14, vs. Stetson 11/9/12

ACC: 12, at Wake Forest, 2/9/11

## 3-Point Field Goals

Season: 1, at UCF 12/18/12

Career: 1 (5x), last at UCF 12/18/12

ACC: 1 (4x), last at BC 3/3/12

## 3-Point Field Goal Attempts

Season: 3, vs. Stetson 11/9/12

Career: 3, vs. Stetson 11/9/12

ACC: 2 (3x) last vs. North Carolina 2/9/13

## Foul Disqualifications

Season: --

Career: 6x: 1-11/12; 4 - 10/11; 1-09/10

## Minutes

Season: 33, at UMass, 12/1/12

Career: 36, vs. FAU 12/17/11

ACC: 35 (2x) last at Duke, 2/5/12

## Double-doubles

13 in 2010-11

1 in 2011-12

4 in 2012-13





# KENNY KADJI

Senior | Forward/Center | 6-11 | 242

Douala, Cameroon | Pendleton | IMG Academy | Florida

# #35

## 2011-12 Third Team All-ACC | 2011 Orange Bowl Basketball Classic Game MVP

**Double-doubles:** 4 in 2011-12 | 4 in 2012-13

- Athletic and skilled stretch four with good size and shot-blocking ability, who can score inside and outside
- Lost 20 pounds over the 2012 summer, cutting out unhealthy foods, including fast food and ice cream
- Game film junkie - between classes he's in the basketball offices watching film
- Coaches challenged him to improve minutes per rebound and he is up 2.0 rebounds per game from last season
- Graduates in May 2013 with a degree in sociology with a minor in business administration
- 185 test: 9 reps | front squat: 255 | 1-step vertical: 32 | Bench max: 230
- Last name is pronounced Kaad-jee ... Born May 19, 1988 ... Has three brothers
- Trained with current NBA player Jared Jeffries during summer of 2009 at IMG Academy
- Played piano for five years

### As a Junior (2011-12)

- Only one of seven players in ACC to score 30+ points in a game
- Led team with 14.8 points per game in ACC play
- Scored in double digits 20 times, including 14-straight nights from Jan. 1-Feb. 26
- Hit at least a trio of threes four times and at least a pair in eight games

### As a Redshirt (2010-11)

- After transferring to Miami from Florida, big man sat out 2010-11 season. After a promising freshman campaign at UF, played in just eight games as a sophomore before having surgery on back on Feb. 10. Was granted a medical hardship for 2009-10 season.

### At Florida (2008-10)

- Played in 42 games with Florida over two seasons, before 2009-10 season was cut short
- Scored in double figures four times, including a season-high 15 points
- Scored four points and tallied five rebounds against Arkansas in first round of SEC Tournament
- Posted four points in seven minutes of action versus Miami in second round of NIT.

### High School

Fifth-ranked center in class of 2008 by both *Rivals.com* and *Scout.com* and was rated in top half of ESPNU 100 ... Averaged 28.0 points, 12.0 rebounds and 4.0 blocks per game at Pendleton/IMG Academy, playing for coach Mike Moreau ... Participated in 2008 adidas All-America All-Star game and in 2008 adidas Kentucky Derby Festival basketball classic ... Played AAU basketball with Florida Rams.

2011-12				
Opposition	P	R	A	
TENNESSEE TECH	0	5	1	
RUTGERS	13	5	1	
UNF	9	10	3	
FLA. GULF COAST	6	5	0	
at Ole Miss	2	1	0	
at Purdue	0	0	0	
UMASS	9	7	0	
Memphis	12	6	0	
at West Virginia	15	3	1	
vs. FAU	21	3	0	
at Charlotte	18	10	0	
APPALACHIAN ST.	3	2	0	
UNCG	30	12	0	
at Virginia	14	10	0	
at North Carolina	16	2	0	
CLEMSON	14	1	1	
NC STATE	20	11	2	
at Georgia Tech	21	8	2	
at Boston College	14	7	2	
at Duke	15	8	1	
VIRGINIA TECH	11	4	0	
at Florida State	14	6	1	
NORTH CAROLINA	13	7	0	
WAKE FOREST	18	5	0	
at Maryland	16	8	0	
FLORIDA STATE	15	3	0	
at NC State	7	7	3	
BOSTON COLLEGE	14	1	2	
at Georgia Tech	5	6	1	
vs. Florida State	5	3	1	
VALPARAISO	2	3	1	
MINNESOTA	3	1	0	

## Kadji Season / UM Career Highs Points

Season: 22 vs. Duke 1/23/13  
 Career: 30, vs. UNCG 01/02/12  
 ACC: 22, vs. Duke 1/23/13

## Rebounds

Season: 14, at Georgia Tech, 1/5/13  
 Career: 14, at Georgia Tech, 1/5/13  
 ACC: 14, at Georgia Tech, 1/5/13

## Assists

Season: 5, vs. Stetson 11/9/12  
 Career: 5, vs. Stetson 11/9/12  
 ACC: 3 (2x) last at North Carolina, 1/10/13

## Steals

Season: 4, vs. La Salle 1/2/13  
 Career: 4 (2x) last vs. La Salle 1/2/13  
 ACC: 4 vs. Florida State, 2/26/12

## Blocked Shots

Season: 4, at North Carolina 1/10/13  
 Career: 5, vs. Florida State 2/26/12  
 ACC: 5, vs. Florida State, 2/26/12

## Field Goals

Season: 9 (2x) last vs. Duke 1/23/13  
 Career: 10, vs. UNCG 01/02/12  
 ACC: 9, vs. Duke 1/23/13

## Field Goal Attempts

Season: 16, vs. Indiana State 12/25/12  
 Career: 16 (2x) last vs. Indiana State 12/25/12  
 ACC: 16, vs. North Carolina, 2/15/12

## Free Throws

Season: 5 (3x), last vs. Virginia Tech, 2/28/13  
 Career: 10, vs. UNCG 01/02/12  
 ACC: 5 (4x) last vs. Virginia Tech, 2/28/13

## Free Throw Attempts

Season: 7 (3x) last vs. Virginia Tech, 1/30/13  
 Career: 13, vs. UNCG 01/02/12  
 ACC: 8 vs. Florida State 2/26/12

## 3-Point Field Goals

Season: 3 (4x) last vs. Virginia Tech, 2/28/13  
 Career: 4, at Duke 2/5/12  
 ACC: 4 at Duke, 2/5/12

## 3-Point Field Goal Attempts

Season: 6 (4x) last at Duke 3/2/13  
 Career: 7 vs. Boston College 3/3/12  
 ACC: 7 vs. Boston College 3/3/12

## Foul Disqualifications

Season: 1, at Florida State, 2/13/13  
 Career: 1 (4x), last vs. Florida State 2/26/12

## Minutes

Season: 39, vs. Indiana State 12/25/12  
 Career: 39, vs. Indiana State 12/25/12  
 ACC: 37 (2x) last at North Carolina, 1/10/13

## STATISTICS AT FLORIDA


Season	GP	GS	Min.	Avg.	FG	Total FGA	Pct.	3-Point FG	3-Point FGA	Pct.	Free Throws FT	Free Throws FTA	Pct.	Rebounds Total	Avg.	PF	FO	Ast.	TO	Blk	Stl	Pts.	Avg.
2008-09	34	1	426	12.5	62	128	.484	0	1	.000	24	47	.511	93	2.7	48	0	4	28	24	6	148	4.4
2009-10	8	0	45	5.6	3	8	.375	0	0	.000	2	4	.500	6	0.7	8	0	0	5	3	1	8	1.0
TOTAL	42	1	471	11.2	65	136	.445	0	1	.000	26	51	.509	99	2.3	56	0	4	33	27	7	156	3.7

## STATISTICS AT MIAMI

Season	GP	GS	Min.	Avg.	FG	Total FGA	Pct.	3-Point FG	3-Point FGA	Pct.	Free Throws FT	Free Throws FTA	Pct.	Rebounds Off.	Def.	Tot.	Avg.	PF	FO	Ast.	TO	Blk	Stl	Pts.	Avg.
2011-12	32	28	877	27.4	137	280	.489	28	67	.418	73	115	.635	58	112	170	5.3	72	4	23	50	51	19	375	11.7
2012-13	28	28	820	29.3	136	278	.489	38	101	.376	57	88	.648	39	144	183	6.5	71	1	24	55	38	11	367	13.1
TOTAL	60	56	1697	28.3	273	558	.489	66	168	.393	130	203	.640	97	256	353	5.9	143	5	47	105	89	30	742	12.4

## KADJI 2012-13

Opponent	Date	GS	Min	FG	FGA	Pct	3-PTS 3FG	3-PTS FGA	3-PTS Pct	FREE THROWS FT	FREE THROWS FTA	FREE THROWS Pct	REBOUNDS Off	REBOUNDS Def	Tot	Avg	PF	FO	A	TO	Blk	Stl	Pts	Avg
STETSON	11-09-12	*	31	5	10	.500	2	5	.400	0	0	.000	2	10	12	12.0	4	0	5	3	1	0	12	12.0
at FGCU	11-13-12	*	31	4	10	.400	1	3	.333	4	7	.571	4	4	8	10.0	1	0	0	1	1	1	13	12.5
JACKSONVILLE	11-16-12	*	31	2	5	.400	1	3	.333	2	2	1.000	1	3	4	8.0	3	0	2	5	2	0	7	10.7
DETROIT	11-24-12	*	30	5	13	.385	0	5	.000	4	4	1.000	2	9	11	8.8	3	0	3	1	0	0	14	11.5
MICHIGAN STATE	11-28-12	*	32	2	6	.333	0	2	.000	0	0	.000	0	3	3	7.6	2	0	1	2	2	0	4	10.0
at Massachusetts	12-01-12	*	32	4	8	.500	2	5	.400	3	4	.750	0	5	5	7.2	3	0	0	1	1	0	13	10.5
CHARLOTTE	12-14-12	*	24	5	6	.833	3	3	1.000	4	5	.800	1	4	5	6.9	2	0	1	3	3	1	17	11.4
at UCF	12-18-12	*	24	4	12	.333	1	5	.200	1	2	.500	5	3	8	7.0	3	0	1	4	1	2	10	11.3
at Hawai'i	12-22-12	*	30	3	9	.333	0	2	.000	2	2	1.000	0	6	6	6.9	4	0	1	2	2	0	8	10.9
vs Arizona	12-23-12	*	35	9	15	.600	1	3	.333	0	0	.000	0	4	4	6.6	1	0	0	0	0	0	19	11.7
vs Indiana State	12-25-12	*	39	5	16	.313	0	1	.000	3	6	.500	4	3	7	6.6	4	0	0	1	2	0	13	11.8
LA SALLE	01-02-13	*	26	4	9	.444	1	4	.250	5	7	.714	2	9	11	7.0	3	0	2	2	3	4	14	12.0
at Georgia Tech	01-05-13	*	31	3	9	.333	1	4	.250	4	6	.667	2	12	14	7.5	1	0	0	3	2	1	11	11.9
at North Carolina	01-10-13	*	37	7	11	.636	2	5	.400	2	3	.667	0	9	9	7.6	2	0	3	0	4	0	18	12.4
MARYLAND	01-13-13	*	33	5	13	.385	3	6	.500	1	6	.167	1	4	5	7.5	3	0	0	2	1	0	14	12.5
at Boston College	01-16-13	*	32	6	12	.500	2	4	.500	0	2	.000	3	2	5	7.3	1	0	0	3	1	0	14	12.6
DUKE	01-23-13	*	26	9	11	.818	2	3	.667	2	4	.500	0	6	6	7.2	2	0	0	3	2	1	22	13.1
FLORIDA STATE	01-27-13	*	18	5	9	.556	0	1	.000	1	1	1.000	1	2	3	7.0	3	0	1	1	0	0	11	13.0
at Virginia Tech	01-30-13	*	28	6	10	.600	1	1	1.000	5	7	.714	2	2	4	6.8	3	0	0	3	1	0	18	13.3
at NC State	02-02-13	*	26	5	10	.500	1	3	.333	2	2	1.000	2	3	5	6.8	3	0	0	1	0	0	13	13.3
BOSTON COLLEGE	02-05-13	*	21	6	9	.667	2	4	.500	2	3	.667	2	6	8	6.8	3	0	2	1	1	0	16	13.4
NORTH CAROLINA	02-09-13	*	31	6	10	.600	3	5	.600	2	2	1.000	0	6	6	6.8	1	0	0	3	1	0	17	13.5
at Florida State	02-13-13	*	17	1	4	.250	1	2	.500	0	1	.000	1	1	2	6.6	5	1	0	2	1	1	3	13.1
at Clemson	02-17-13	*	29	5	11	.455	1	6	.167	1	1	1.000	0	4	4	6.5	1	0	0	1	0	0	12	13.0
VIRGINIA	02-19-13	*	35	3	8	.375	0	1	.000	1	3	.333	1	5	6	6.4	3	0	2	1	2	0	7	12.8
at Wake Forest	02-23-13	*	25	4	9	.444	2	3	.667	0	1	.000	0	6	6	6.4	1	0	0	1	2	0	10	12.7
VIRGINIA TECH	02-27-13	*	31	6	10	.600	3	6	.500	5	6	.833	1	5	6	6.4	2	0	0	2	2	0	20	13.0
at Duke	03-02-13	*	35	7	13	.538	2	6	.333	1	1	1.000	2	8	10	6.5	4	0	0	3	0	0	17	13.1



# SHANE LARKIN

Sophomore | Guard | 5-11 | 176

Orlando, Fla. | Dr. Phillips (Fla.)

# #0

## Larkin Career Highs

### Points

Season: 27, vs. Jacksonville 11/16/12  
Career: 27, vs. Jacksonville 11/16/12  
ACC: 25 (2x) last at Duke 3/2/13

### Rebounds

Season: 10, vs. Duke 1/23/13  
Career: 10, vs. Duke 1/23/13  
ACC: 10, vs. Duke 1/23/13

### Assists

Season: 9, vs. North Carolina 2/9/13  
Career: 9, vs. North Carolina 2/9/13  
ACC: 9, vs. North Carolina 2/9/13

### Steals

Season: 6, vs. Arizona, 12/23/12  
Career: 6 (3x) last vs. Arizona, 12/23/12  
ACC: 6, at North Carolina, 1/10/12

### Blocked Shots

Season: 2, at Virginia Tech, 1/30/13  
Career: 2, at Virginia Tech, 1/20/13  
ACC: 2, at Virginia Tech, 1/30/13

### Field Goals

Season: 9 (3x), last at Florida State, 2/13/13  
Career: 9 (3x), last at Florida State, 2/13/13  
ACC: 9 (2x), last at Florida State, 2/13/13

### Field Goal Attempts

Season: 16 at Duke 3/2/13  
Career: 16 at Duke 3/2/13  
ACC: 16 at Duke 3/2/13

### Free Throws

Season: 7 (2x) last at Duke 3/2/13  
Career: 8, vs. Florida State 2/26/12  
ACC: 8, vs. Florida State 2/26/12

### Free Throw Attempts

Season: 8, at Duke 3/2/13  
Career: 9, vs. Florida State 2/26/12  
ACC: 9, vs. Florida State 2/26/12

### 3-Point Field Goals

Season: 5 (2x) last vs. North Carolina 2/9/13  
Career: 5, (2x) last vs. North Carolina 2/9/13  
ACC: 5 (2x) last vs. North Carolina 2/9/13

### 3-Point Field Goal Attempts

Season: 10, at Virginia Tech, 1/20/13  
Career: 10, at Virginia Tech, 1/20/13  
ACC: 10, at Virginia Tech, 1/30/13

### Foul Disqualifications

Season: -  
Career: 1, at Maryland 2/21/12

### Minutes

Season: 41, vs. Indiana State 12/25/12  
Career: 41 (2x) last vs. Indiana State 12/25/12  
ACC: 41 vs. Maryland, 2/1/12

**Bob Cousy Award Finalist | Oscar Robertson National Player of the Week - Feb. 4, 2013 | ACC Player of the Week - Feb. 4, 2013  
2011-12 All-ACC Freshman Team | ACC Rookie of the Week - Dec. 5, 2011**

- Extremely athletic and intelligent with a quiet and confident demeanor
- Can score by attacking the rim or hitting a shot from long range
- Improved all aspects of his game after his ACC All-Rookie season
- Is difficult to take off of the court, leads the ACC in minutes played
- Conscious of getting all teammates involved in a play and in the game
- 185 test: 14 reps | front squat: 325 | 1-step vertical: 42.5 (best on the team) | Bench max: 270
- Improved bench max 215-270 pounds, 1-step vertical 39.5 to 42.5 inches, 185 test 3 to 14 reps and standing vertical jump 32.5 to 34 inches in 15 months under strength coach Jim Krumpus
- Born DeShane Larkin on Oct. 2, 1992, but goes by Shane ... Son of Lisa and Barry Larkin, former Cincinnati Reds 12-time All-Star shortstop ... Brother to Cymber and Brielle
- Deion Sanders, Larkin's favorite athlete growing up, gave him nickname SugaShane
- Comes from a long lineage of athletes, including father as well as uncles Byron Larkin (Xavier basketball), Mike Larkin (Notre Dame football) and Steve Larkin (Texas baseball)
- Majoring in sports administration
- Originally committed to DePaul in 2010, but was granted a release from the school in August 2011
- Also recruited by Boston College, George Mason, Colorado and Florida State.

### As a Freshman (2011-12)

- Fifth in ACC - only rookie in Top 10 - in steals per game (1.6)
- Of all ACC rookies, was sixth in scoring and second in assists
- Led UM in ACC Tournament with 14.0 points, eight assists and four steals in a pair of games
- Missed first game of season following transfer from DePaul in summer. Received an NCAA waiver a few hours prior to game against Rutgers (Nov. 15) that allowed him to play immediately
- Notched 10 double-digit scoring outings in 32 games
- Nine games with four or more handouts
- Grabbed three or more steals nine times, twice snatching six
- Started season 11-of-11 at FT line, then was 36-38 midway through season

### High School

Averaged 18.8 points, 6.4 rebounds, 6.3 assists and 3.5 steals per game as a senior at Dr. Phillips High in Orlando, Fla. ... Ended high school career with a school record 320 steals and was second in career scoring behind 2010-11 All-SEC selection Chris Warren (Ole Miss) ... Two-time all-state player ... Twice was 6A Player of Year runner up ... Ranked among Top 20 point guards in country by *Scout.com* ... No. 72 overall player in nation, according to *Scout.com* ... Led team to a 27-6 record senior season, advancing to state championship game for second consecutive year ... Three-time district champions ... Regional champion.

2011-12			
Opposition	P	R	A
RUTGERS	3	1	1
UNF	8	2	2
FLA. GULF COAST	8	6	5
at Ole Miss	2	2	4
at Purdue	16	0	2
UMASS	14	4	2
Memphis	7	3	0
at West Virginia	8	2	1
vs. FAU	3	2	4
at Charlotte	8	2	2
APPALACHIAN ST.	11	2	3
UNCG	18	6	3
at Virginia	0	4	0
at North Carolina	3	1	4
CLEMSON	2	1	3
NC STATE	9	1	5
at Georgia Tech	6	0	5
at Boston College	0	2	0
MARYLAND	12	7	2
at Duke	7	3	4
VIRGINIA TECH	14	2	4
at Florida State	5	5	1
NORTH CAROLINA	0	0	2
WAKE FOREST	3	2	3
at Maryland	3	2	3
FLORIDA STATE	13	2	3
at NC State	4	1	2
BOSTON COLLEGE	3	0	0
at Georgia Tech	12	1	3
vs. Florida State	16	8	5
VALPARAISO	12	5	1
MINNESOTA	8	1	2

**Career double-doubles:**  
1 in 2012-13

## CAREER STATISTICS

Season	GP			Min.	Avg.	Total			3-Point			Free Throws			Rebounds			Scoring		
	GP	GS	Min.			FGA	Pct.	FG	FGA	Pct.	FT	FTA	Pct.	Off.	Def.	Tot.	Avg.	PF	FO	Ast.
2011-12	32	19	820	25.6	73	203	.360	32	99	.323	60	70	.857	18	62	80	2.5	52	1	81
2012-13	28	28	1014	36.2	142	292	.486	52	125	.416	51	70	.729	12	98	110	3.9	43	0	121
TOTAL	60	47	1834	30.6	215	495	.434	84	224	.375	111	140	.793	30	160	190	3.2	95	1	202

## LARKIN 2012-13

Opponent	Date	GS	Min	FG	FGA	Pct	3FG	FGA	Pct	FT	FTA	Pct	Off	Def	Tot	Avg	PF	FO	A	TO	Blk	Stl	Pts	Avg
STETSON	11-09-12	*	35	5	7	.714	1	3	.333	2	4	.500	0	2	2	2.0	2	0	6	2	0	0	13	13.0
at FGCU	11-13-12	*	38	5	13	.385	4	9	.444	0	0	.000	0	4	4	3.0	4	0	4	3	0	1	14	13.5
JACKSONVILLE	11-16-12	*	35	9	13	.692	2	5	.400	7	7	1.000	0	4	4	3.3	2	0	5	4	0	1	27	18.0
DETROIT	11-24-12	*	37	6	10	.600	1	1	1.000	2	2	1.000	0	3	3	3.3	0	0	3	5	0	2	15	17.3
MICHIGAN STATE	11-28-12	*	36	5	10	.500	3	4	.750	2	2	1.000	0	1	1	2.8	1	0	2	2	0	4	15	16.8
at Massachusetts	12-01-12	*	34	5	9	.556	2	3	.667	2	3	.667	1	5	6	3.3	4	0	2	2	0	2	14	16.3
CHARLOTTE	12-14-12	*	32	4	8	.500	1	2	.500	0	0	.000	1	4	5	3.6	1	0	5	2	1	4	9	15.3
at UCF	12-18-12	*	36	5	10	.500	1	2	.500	0	0	.000	1	4	5	3.8	2	0	6	2	0	2	11	14.8
at Hawai'i	12-22-12	*	35	4	10	.400	2	4	.500	2	2	1.000	0	2	2	3.6	0	0	1	1	0	3	12	14.4
vs Arizona	12-23-12	*	38	4	9	.444	2	6	.333	0	0	.000	1	1	2	3.4	1	0	3	2	0	6	10	14.0
vs Indiana State	12-25-12	*	41	2	13	.154	0	5	.000	0	0	.000	0	4	4	3.5	0	0	4	1	0	1	4	13.1
LA SALLE	01-02-13	*	36	6	15	.400	3	6	.500	3	4	.750	0	5	5	3.6	0	0	3	1	0	1	18	13.5
at Georgia Tech	01-05-13	*	36	2	7	.286	1	3	.333	0	0	.000	1	3	4	3.6	0	0	6	1	0	3	5	12.8
at North Carolina	01-10-13	*	36	3	7	.429	1	3	.333	4	6	.667	0	3	3	3.6	2	0	1	4	0	2	11	12.7
MARYLAND	01-13-13	*	37	5	11	.455	0	3	.000	0	0	.000	1	3	4	3.6	0	0	6	0	1	3	10	12.5
at Boston College	01-16-13	*	36	2	8	.250	1	2	.500	2	2	1.000	1	5	6	3.8	4	0	5	2	0	2	7	12.2
DUKE	01-23-13	*	36	8	14	.571	2	6	.333	0	1	.000	1	9	10	4.1	2	0	5	2	0	1	18	12.5
FLORIDA STATE	01-27-13	*	34	2	9	.222	2	6	.333	2	3	.667	0	9	9	4.4	1	0	6	3	0	1	8	12.3
at Virginia Tech	01-30-13	*	40	9	14	.643	5	10	.500	2	3	.667	0	3	3	4.3	2	0	3	3	2	3	25	12.9
at NC State	02-02-13	*	37	5	9	.556	2	5	.400	1	4	.250	0	3	3	4.3	3	0	5	1	0	5	13	13.0
BOSTON COLLEGE	02-05-13	*	31	4	6	.667	2	3	.667	0	0	.000	0	3	3	4.2	0	0	5	0	0	1	10	12.8
NORTH CAROLINA	02-09-13	*	35	6	10	.600	5	8	.625	1	2	.500	0	4	4	4.2	0	0	9	4	0	0	18	13.0
at Florida State	02-13-13	*	36	9	15	.600	2	4	.500	2	3	.667	1	1	2	4.1	0	0	4	5	0	1	22	13.4
at Clemson	02-17-13	*	40	2	8	.250	1	5	.200	2	2	1.000	0	5	5	4.1	1	0	3	3	0	2	7	13.2
VIRGINIA	02-19-13	*	34	4	7	.571	0	1	.000	3	4	.750	0	3	3	4.1	2	0	6	1	0	0	11	13.1
at Wake Forest	02-23-13	*	37	5	12	.417	1	4	.250	2	4	.500	2	2	4	4.1	3	0	3	2	0	3	13	13.1
VIRGINIA TECH	02-27-13	*	37	8	12	.667	3	5	.600	3	4	.750	0	0	0	3.9	2	0	6	1	0	2	22	13.4
at Duke	03-02-13	*	39	8	16	.500	2	7	.286	7	8	.875	1	3	4	3.9	4	0	4	4	0	0	25	13.8



# TREY McKINNEY JONES #4

Senior | Guard | 6-5 | 220

Milwaukee, Wis. | South Milwaukee | UMKC

- Athletic and consistent player who never gets too high or too low and gives tons of effort
- Has developed a high-percentage 3-point shot after transferring from UMKC to Miami
- 185 test: 19 reps | front squat: 330 | 1-step vertical: 37 | Bench max: 300
- Improved bench max 275 to 300 pounds and vertical jump 30.5 to 32.5 inches in 15 months under strength coach Jim Krumpus
- Green Bay Packers fan
- Born August 27, 1990 ... Son of Dwight Jones, and Luann McKinney & Ed Schmitt ... Brother to Laine, Mariel and Dwight
- Graduated in May 2012 with a degree in marketing ... Will earn his masters in liberal studies in June 2013
- From an athletic family - uncle, Mark Jones, played in NBA for Orlando Magic and professionally overseas, and aunt, Esther Jones, was a national champion in track and field at LSU in 1990 in 100- and 200-meters and an Olympic gold medalist in 1992 as a member of 4x100-meter relay.

## As a Redshirt Junior (2011-12)

Only Came to play in all 33 games

Multiple threes in 14 games

Scored 10 points, grabbed seven rebounds and dished out four assists at Purdue in front of 30+ friends and family who came to watch live in West Lafayette, Ind.

## As a Junior (2010-11)

- After transferring to Miami from UMKC, combo guard sat out 2010-11 season.

## At UMKC as a Freshman (2008-09) and Sophomore (2009-10)

- Played basketball for two seasons at UMKC, appearing in 30 games and starting 25 as a sophomore in 2009-10
- Fourth all-time among UMKC sophomores in free throws made, seventh in points (327) and 10th in scoring average (10.9)
- First half dunk vs. Centenary was "No. 1 Top Play of Day" on ESPN SportCenter's Top-10 plays on Feb. 25
- First career double-double (11 points and 11 rebounds) versus Centenary (2/19)
- Named to Summit League Winter/Spring Academic All-League Team

## High School

First team All-Southeast Conference and honorable mention all-suburban team honoree ... Averaged 15.0 points, 6.0 assists and 5.7 rebounds per game as a senior ... Helped Rockets to first North Division Championship in 22 years ... Scored 545 points and shot 84.8 percent from line over prep career ... 2007 adidas Double Pump Camp All-Star ... Played for Southeast Wisconsin All-Stars ... Wendy's High School Heisman Trophy winner for Wisconsin ... Won back-to-back Wisconsin state triple jump titles in 2007 and '08 ... State runner-up in long jump in 2008, after finishing sixth at state meet as a junior ... Offered track scholarships by Marquette and Minnesota ... Achieved high honors in classroom for having better than a 3.5 grade point average ... Named to honor roll from sophomore through senior years.

2011-12				
Opposition	P	R	A	
TENNESSEE TECH	12	4	0	
RUTGERS	0	2	0	
UNF	7	3	2	
FLA. GULF COAST	9	5	2	
at Ole Miss	12	9	3	
at Purdue	10	7	4	
UMASS	10	8	3	
Memphis	10	5	1	
at West Virginia	2	1	0	
vs. FAU	10	3	4	
at Charlotte	7	6	2	
APPALACHIAN ST.	11	3	3	
UNCG	11	2	2	
at Virginia	0	3	0	
at North Carolina	0	2	2	
CLEMSON	12	6	3	
NC STATE	0	5	0	
at Georgia Tech	0	1	1	
at Boston College	9	3	1	
MARYLAND	13	5	2	
at Duke	2	1	1	
VIRGINIA TECH	7	3	0	
at Florida State	3	3	1	
NORTH CAROLINA	11	3	2	
WAKE FOREST	3	3	1	
at Maryland	13	2	0	
FLORIDA STATE	11	6	0	
at NC State	0	0	0	
BOSTON COLLEGE	9	2	0	
at Georgia Tech	3	2	0	
vs. Florida State	8	2	1	
VALPARAISO	10	3	3	
MINNESOTA	5	2	3	

## McKinney Jones UM Career Highs Points

Season: 18, vs. Michigan St. 11/28/12  
Career: 18, vs. Michigan St. 11/28/12  
ACC: 15 vs. Florida State, 1/27/13

## Rebounds

Season: 11, vs. Indiana State 12/25/12  
Career: 11, vs. Indiana State 12/25/12  
ACC: 8, vs. Maryland, 1/13/13

## Assists

Season: 7, vs. Maryland, 1/13/13  
Career: 7, vs. Maryland, 1/13/13  
ACC: 7, vs. Maryland, 1/13/13

## Steals

Season: 3 (2x) last vs. Virginia Tech, 2/28/13  
Career: 3 (5x) last vs. Virginia Tech, 2/28/13  
ACC: 3 (3x) last vs. Virginia Tech, 2/28/13

## Blocked Shots

Season: 1, vs. La Salle 1/2/13  
Career: 1, (3x), last vs. La Salle 1/2/13  
ACC: 1, at Georgia Tech, 1/24/12

## Field Goals

Season: 6, vs. Florida State, 1/27/13  
Career: 6, vs. Florida State, 1/27/13  
ACC: 6, vs. Florida State, 1/27/13

## Field Goal Attempts

Season: 14, vs. Florida State, 1/27/13  
Career: 14, vs. Florida State, 1/27/13  
ACC: 14, vs. Florida State, 1/27/13

## Free Throws

Season: 7, at Hawai'i 12/22/12  
Career: 7, at Hawai'i 12/22/12  
ACC: 4, vs. Maryland, 1/13/13

## Free Throw Attempts

Season: 7, at Hawai'i 12/22/12  
Career: 7, at Hawai'i 12/22/12  
ACC: 6, at Boston College, 1/16/13

## 3-Point Field Goals

Season: 5 vs. Michigan St. 11/28/12  
Career: 5 vs. Michigan St. 11/28/12  
ACC: 3 (4x) last vs. Florida State, 1/27/13

## 3-Point Field Goal Attempts

Season: 8, vs. Florida State, 1/27/13  
Career: 8, vs. Florida State, 1/27/13  
ACC: 8, vs. Florida State, 1/27/13

## Foul Disqualifications

Season: --  
Career: 1, at Ole Miss 11/25/11

## Minutes

Season: 44, vs. Indiana State 12/25/12  
Career: 44, vs. Indiana State 12/25/12  
ACC: 38, vs. Maryland, 2/1/12

## STATISTICS AT UMKC

Season	GP	GS	Min.	Avg.	FG	Total FGA	Pct.	3-Point FG	3-Point FGA	Pct.	FT	FTA	Pct.	Rebounds Off.	Rebounds Def.	Tot.	Avg.	PF	FO	Ast.	TO	Blk	Stl	Pts.	Avg.
2008-09	31	13	581	18.7	40	98	.408	7	33	.212	24	42	.571	15	79	94	3.0	69	2	39	26	1	14	111	3.6
2009-10	30	25	855	28.5	110	231	.476	18	52	.346	89	120	.742	22	92	114	3.8	94	3	60	69	3	19	327	10.9
TOTAL	61	38	1436	23.5	150	329	.456	25	85	.294	113	162	.698	37	171	208	3.4	163	5	99	95	4	33	438	7.2

## STATISTICS AT MIAMI

Season	GP	GS	Min.	Avg.	FG	Total FGA	Pct.	3-Point FG	3-Point FGA	Pct.	FT	FTA	Pct.	Rebounds Off.	Rebounds Def.	Tot.	Avg.	PF	FO	Ast.	TO	Blk	Stl	Pts.	Avg.
2011-12	33	12	796	24.1	86	184	.467	40	107	.374	18	25	.720	20	95	115	3.5	70	1	47	42	2	22	230	7.0
2012-13	28	26	845	30.2	82	199	.412	41	110	.373	51	59	.864	12	85	97	3.5	47	0	47	31	1	23	256	9.1
TOTAL	61	38	1641	26.9	168	383	.439	81	217	.373	69	84	.821	32	180	212	3.5	117	1	94	73	3	45	486	8.0

## MCKINNEY JONES 2012-13

Opponent	Date	GS	Min	FG	FGA	Pct	3FG	FGA	Pct	FT	FTA	Pct	Off	Def	Tot	Avg	PF	FO	A	TO	Blk	Stl	Pts	Avg
STETSON	11-09-12	*	36	5	10	.500	1	3	.333	3	3	1.000	1	3	4	4.0	2	0	2	1	0	0	14	14.0
at FGCU	11-13-12	*	37	3	10	.300	1	6	.167	1	1	1.000	1	1	2	3.0	4	0	1	2	0	2	8	11.0
JACKSONVILLE	11-16-12	*	38	2	6	.333	1	3	.333	6	6	1.000	0	6	6	4.0	2	0	3	0	0	3	11	11.0
DETROIT	11-24-12	*	26	4	6	.667	3	5	.600	2	2	1.000	0	4	4	4.0	3	0	2	1	0	1	13	11.5
MICHIGAN STATE	11-28-12	*	34	5	8	.625	5	7	.714	3	4	.750	1	0	1	3.4	1	0	0	0	0	0	18	12.8
at Massachusetts	12-01-12	*	35	3	5	.600	1	2	.500	1	2	.500	1	2	3	3.3	4	0	2	2	0	1	8	12.0
CHARLOTTE	12-14-12	*	26	3	9	.333	0	3	.000	4	4	1.000	0	2	2	3.1	1	0	1	1	0	0	10	11.7
at UCF	12-18-12	*	31	2	7	.286	2	4	.500	0	0	.000	0	4	4	3.3	2	0	1	1	0	0	6	11.0
at Hawai'i	12-22-12		24	2	4	.500	0	1	.000	7	7	1.000	0	4	4	3.3	2	0	2	1	0	1	11	11.0
vs Arizona	12-23-12		19	0	3	.000	0	1	.000	0	1	.000	1	1	2	3.2	1	0	1	0	0	1	0	9.9
vs Indiana State	12-25-12	*	44	2	6	.333	0	3	.000	2	2	1.000	1	10	11	3.9	2	0	2	4	0	1	6	9.5
LA SALLE	01-02-13	*	35	5	9	.556	4	5	.800	0	0	.000	1	3	4	3.9	1	0	0	0	1	1	14	9.9
at Georgia Tech	01-05-13	*	30	3	10	.300	1	4	.250	2	3	.667	1	4	5	4.0	0	0	2	2	0	0	9	9.8
at North Carolina	01-10-13	*	26	1	5	.200	1	4	.250	2	2	1.000	0	1	1	3.8	1	0	1	5	0	1	5	9.5
MARYLAND	01-13-13	*	33	3	11	.273	2	5	.400	4	4	1.000	0	8	8	4.1	2	0	7	0	0	1	12	9.7
at Boston College	01-16-13	*	26	3	6	.500	2	3	.667	3	6	.500	0	3	3	4.0	2	0	1	0	0	0	11	9.8
DUKE	01-23-13	*	27	3	6	.500	2	4	.500	2	2	1.000	1	3	4	4.0	4	0	3	1	0	1	10	9.8
FLORIDA STATE	01-27-13	*	36	6	14	.429	3	8	.375	0	0	.000	0	2	2	3.9	1	0	2	0	0	0	15	10.1
at Virginia Tech	01-30-13	*	33	4	9	.444	2	5	.400	2	2	1.000	0	3	3	3.8	1	0	4	0	0	1	12	10.2
at NC State	02-02-13	*	23	2	11	.182	0	7	.000	0	0	.000	0	1	1	3.7	0	0	0	1	0	0	4	9.9
BOSTON COLLEGE	02-05-13	*	29	1	7	.143	1	5	.200	2	2	1.000	0	0	0	3.5	0	0	2	1	0	2	5	9.6
NORTH CAROLINA	02-09-13	*	26	2	4	.500	2	3	.667	0	0	.000	0	2	2	3.5	1	0	1	0	0	0	6	9.5
at Florida State	02-13-13	*	33	3	4	.750	0	1	.000	0	0	.000	0	3	3	3.4	3	0	1	0	0	2	6	9.3
at Clemson	02-17-13	*	27	2	5	.400	1	3	.333	1	2	.500	1	2	3	3.4	1	0	1	3	0	0	6	9.2
VIRGINIA	02-19-13	*	25	1	3	.333	0	2	.000	0	0	.000	0	4	4	3.4	0	0	2	1	0	1	2	8.9
at Wake Forest	02-23-13	*	27	4	7	.571	3	5	.600	0	0	.000	0	2	2	3.4	1	0	2	2	0	0	11	9.0
VIRGINIA TECH	02-27-13	*	31	4	8	.500	1	5	.200	2	2	1.000	2	2	4	3.4	4	0	1	2	0	3	11	9.0
at Duke	03-02-13	*	28	4	6	.667	2	3	.667	2	2	1.000	0	5	5	3.5	1	0	0	0	0	0	12	9.1





# DURAND SCOTT

Senior | Guard | 6-5 | 203

The Bronx, N.Y. | Rice

# #1

## Scott Season / Career Highs

### Points

Season: 25, vs. Duke 1/23/13  
Career: 29, at North Carolina 3/2/10  
ACC: 29, at North Carolina 3/2/10

### Rebounds

Season: 12, vs. Charlotte, 12/14/12  
Career: 12 (2x) last vs. Charlotte, 12/14/12  
ACC: 11 (2x) last at Clemson, 2/17/13

### Assists

Season: 5 (3x) last vs. North Carolina 2/9/13  
Career: 10, at NC Central 11/14/09  
ACC: 8, vs. Duke, 2/13/11

### Steals

Season: 4, vs. Charlotte, 12/14/12  
Career: 4 (2x) last vs. Charlotte, 12/14/12  
ACC: 3 (10x) last vs. vs. Virginia 2/19/13

### Blocked Shots

Season: 1, vs. Charlotte, 12/14/12  
Career: 2, at Pepperdine 1/3/10  
ACC: 1 (6x) last vs. Maryland, 2/1/12

### Field Goals

Season: 9, vs. Duke 1/23/13  
Career: 11 (2x), last vs. Maryland 2/1/12  
ACC: 11 (2x) last vs. Maryland, 2/1/12

### Field Goal Attempts

Season: 16, at Duke 3/2/13  
Career: 17, vs. Minnesota 12/2/09  
ACC: 16, at Duke 3/2/13

### Free Throws

Season: 8, vs. La Salle 1/2/13  
Career: 16, vs. UMass 12/03/11  
ACC: 12, at Clemson, 1/8/11

### Free Throw Attempts

Season: 9 (3x) last at NC State, 2/2/13  
Career: 18, vs. UMass 12/03/11  
ACC: 13, at Clemson, 1/8/11

### 3-Point Field Goals

Season: 4, at Hawai'i 12/22/12  
Career: 4 (2x) last at Hawai'i 12/22/12  
ACC: 4, vs. North Carolina, 1/26/11

### 3-Point Field Goal Attempts

Season: 8, at Hawai'i 12/22/12  
Career: 8, at Hawai'i 12/22/12  
ACC: 6 at North Carolina, 1/10/13

### Foul Disqualifications

Season: 2, last vs. Duke 1/23/13  
Career: 12x - 4-11/12; 4-10/11; 2-09/10  
Minutes

Season: 41, vs. Indiana State 12/25/12  
Career: 45, vs. FAU 12/17/11  
ACC: 40 vs. Maryland, 2/1/12

### ACC Player of the Week - Dec. 17, 2012 & Jan. 28, 2013

### 2011-12 All-ACC Honorable Mention

### 2010 ACC All-Rookie Team, 2010 ACC All-Tournament First Team

### Sporting News ACC All-Rookie Team

### 2010 Four-time ACC Rookie of the Week

- Heart and soul of the Miami Hurricanes with a junkyard dog game
- Very good defender who matches up against opponents' best player
- Uplifting personality makes him popular on campus and with campers
- Slasher to the rim and for short floaters
- Graduates in May 2013 with a degree in liberal arts
- 185 test: 19 reps | front squat: 245 | 1-step vertical: 28 | Bench max: 285
- Improved 185 test 12 to 19 reps and max bench 235 to 285 pounds in 15 months under strength coach Jim Krumpus
- Born Feb. 22, 1990 ... Brother to Alva, Ruschell, Shammet and Lacey
- Of Jamaican descent
- Nickname is "Durand Durand"

### As A Senior (2012-13)

- One of five ACC guards to attend Chris Paul's CP3 Elite Guard Camp in Winston-Salem, N.C. in June.

### As A Junior (2011-12)

- Ranked fifth in scoring and sixth in assists on list of ACC active career statistical leaders
- Declared ineligible by Miami prior to game against FSU on March 9, served a six-game withholding penalty
- Book Buster (3.0 GPA).

### As A Sophomore (2010-11)

- Registered 100 assists for second-straight season, becoming first Cane to do so since John Salmons in 2001-02
- First Hurricane to post back-to-back games with 20-or-more points since 2008-09

### As A Freshman (2009-10)

- First Miami rookie since 2003-04 to score 20 points in multiple games
- Season-high 29 points at North Carolina marked most points by a Miami freshman in over nine years
- Named "Outstanding Defender" at team's 2010 postseason banquet
- Just second freshman and fifth player in UM history to amass 100 points, 100 boards and 100 assists in a single season.

### High School

Ranked fifth in nation among shooting guards by *Scout*, eighth by *Rivals* and 11th by ESPN ... Five-star recruit, also ranked among top 25 overall players by *Scout* ... Selected to play in 2009 Jordan Brand Classic ... As a senior, led Rice High School to State Federation Class 2-A championship, earning tournament MVP honors after scoring 23 points in title game -- including a three-pointer with 14.5 seconds left in regulation to send game into overtime ... As a junior, averaged 12.7 points, 5.4 rebounds, 2.9 assists and 1.6 steals per game en route to a 19-5 record and playoff run ... Shot 89.7 percent from long range (26-29), 63.6 from field and 75.6 from charity stripe ... Over high school career, won two state championships and four city championships ... Coached by Maurice Hicks ... Played AAU basketball for New York Gauchos who finished 2008 season as No. 1 ranked AAU program in New York metropolitan area ... Recruited by many of nation's top basketball programs, including UConn, Pittsburgh, St. John's, Memphis, UCLA, Tennessee and West Virginia.

## CAREER STATISTICS

Season	GP	GS	Min.	Avg.	FG	FGA	Pct.	3P	3PA	Pct.	FT	FTA	Pct.	Off.	Def.	Tot.	Avg.	PF	FO	Ast.	TO	Blk	Stl	Pts.	Avg.
2009-10	33	28	917	27.8	126	277	.455	16	58	.276	71	106	.670	29	102	131	4.0	69	2	113	73	6	41	339	10.3
2010-11	36	35	1182	32.8	162	364	.445	27	69	.391	139	166	.837	42	110	152	4.2	93	4	112	100	4	43	490	13.6
2011-12	30	30	997	33.2	136	300	.453	19	61	.311	97	122	.795	51	111	162	5.4	67	4	93	54	5	31	388	12.9
2012-13	25	24	865	34.6	119	262	.454	23	74	.311	65	90	.722	22	82	104	4.2	54	2	68	51	1	42	326	13.0
TOTAL	124	117	3961	31.9	543	1203	.451	85	262	.324	372	484	.769	144	405	549	4.4	283	12	386	278	16	157	1543	12.4

## SCOTT 2012-13

SCOTT 2012-13		TOTAL				3-PTS			FREE THROWS			REBOUNDS															
Opponent	Date	GS	Min	FG	FGA	Pct	3FG	FGA	Pct	FT	FTA	Pct	Off	Def	Tot	Avg	PF	FO	A	TO	Bk	Stl	Pts	Avg			
DETROIT	11-24-12	*	38	6	9	.667	0	1	.000	3	4	.750	2	3	5	5.0	1	0	3	2	0	2	15	15.0			
MICHIGAN STATE	11-28-12	*	35	6	10	.600	0	0	.000	3	4	.750	3	3	6	5.5	0	0	2	2	0	0	15	15.0			
at Massachusetts	12-01-12	*	37	6	13	.462	0	2	.000	3	4	.750	0	7	7	6.0	1	0	4	1	0	1	15	15.0			
CHARLOTTE	12-14-12	*	33	5	8	.625	2	3	.667	4	6	.667	2	10	12	7.5	2	0	4	2	1	4	16	15.3			
at UCF	12-18-12	*	30	7	11	.636	2	3	.667	1	3	.333	0	4	4	6.8	3	0	4	0	0	1	17	15.6			
at Hawai'i	12-22-12	*	35	8	15	.533	4	8	.500	0	0	.000	0	1	1	5.8	0	0	5	1	0	3	20	16.3			
vs Arizona	12-23-12	*	36	4	11	.364	2	5	.400	5	9	.556	2	2	4	5.6	2	0	1	5	0	3	15	16.1			
vs Indiana State	12-25-12	*	41	4	13	.308	0	3	.000	4	5	.800	0	6	6	5.6	3	0	1	0	0	2	12	15.6			
LA SALLE	01-02-13	*	39	5	10	.500	0	2	.000	8	9	.889	0	4	4	5.4	1	0	0	5	0	0	18	15.9			
at Georgia Tech	01-05-13	*	33	2	7	.286	0	2	.000	0	0	.000	0	0	0	4.9	3	0	4	4	0	2	4	14.7			
at North Carolina	01-10-13	*	38	4	12	.333	2	6	.333	1	2	.500	1	5	6	5.0	2	0	5	1	0	3	11	14.4			
MARYLAND	01-13-13	*	31	3	8	.375	0	3	.000	0	1	.000	0	1	1	4.7	3	0	2	3	0	2	6	13.7			
at Boston College	01-16-13	*	29	5	12	.417	1	4	.250	4	4	1.000	1	2	3	4.5	5	1	1	0	0	2	15	13.8			
DUKE	01-23-13	*	36	9	14	.643	3	4	.750	4	5	.800	1	5	6	4.6	5	1	4	3	0	2	25	14.6			
FLORIDA STATE	01-27-13	*	26	4	7	.571	1	2	.500	2	2	1.000	0	2	2	4.5	4	0	4	1	0	0	11	14.3			
at Virginia Tech	01-30-13	*	37	2	10	.200	0	4	.000	1	2	.500	1	0	1	4.3	3	0	3	2	0	1	5	13.8			
at NC State	02-02-13	*	39	6	10	.600	0	3	.000	6	9	.667	0	2	2	4.1	3	0	2	2	0	2	18	14.0			
BOSTON COLLEGE	02-05-13	*	35	5	11	.455	1	3	.333	0	0	.000	1	6	7	4.3	0	0	3	0	0	1	11	13.8			
NORTH CAROLINA	02-09-13	*	32	6	12	.500	3	3	1.000	2	2	1.000	2	4	6	4.4	1	0	5	2	0	3	17	14.0			
at Florida State	02-13-13	*	34	6	10	.600	0	1	.000	1	2	.500	0	2	2	4.3	1	0	3	4	0	2	13	14.0			
at Clemson	02-17-13	*	27	1	8	.125	0	3	.000	1	1	1.000	2	9	11	4.6	3	0	2	2	0	0	3	13.4			
VIRGINIA	02-19-13	*	37	2	6	.333	0	1	.000	2	2	1.000	0	0	0	4.4	1	0	1	1	0	3	6	13.1			
at Wake Forest	02-23-13	*	39	5	12	.417	2	4	.500	5	7	.714	1	2	3	4.3	3	0	1	4	0	2	17	13.3			
VIRGINIA TECH	02-27-13	*	30	2	7	.286	0	2	.000	5	6	.833	0	0	0	4.1	3	0	3	3	0	0	9	13.1			
at Duke	03-02-13	*	38	6	16	.375	0	2	.000	0	1	.000	3	2	5	4.2	1	0	1	1	0	1	12	13.0			



# ERIK SWOOPE

Junior | Forward | 6-6 | 233

Lake Elsinore, Calif. | Harvard-Westlake

# #21

- Extremely athletic, incredible physique, bouncy
- Attacks basket with reckless abandon, and has ability to finish plays in traffic
- Plays both the three and four positions
- Studies Dennis Rodman videos to perfect his role as a rebounder and defender
- 185 test: 21 reps | front squat: 335 | 1-step vertical: 33.5 | Bench max: 340
- Improved bench max 275 to 340 pounds, standing vertical jump 27.5 to 32 inches and 185 test 15 to 21 reps in 15 months under strength coach Jim Krumpus
- Last name is pronounced Swoope
- Born May 8, 1992 ... Son of Denise and Gerald Swoope ... Brother to Devin Swoope
- Majoring in economics
- Has been practicing yoga for four years

## As a Sophomore (2011-12)

- Started eight of first 10 games, averaging 4.9 points, 3.4 rebounds in 22.9 minutes per game while shooting 57.9 percent from field
- Played more than 10 minutes in first 10 games, then didn't see more than eight minutes in final 13 outings

## As a Freshman (2010-11)

- 2011 ACC All-Academic Basketball Team

## High School

Named Mission League Most Valuable Player ... *L.A. Daily News* referred to him as "most dominant boys' basketball player" in San Fernando Valley ... Rated as No. 41 power forward by ESPN ... As a senior, averaged 21.8 points, 8.9 rebounds, 1.6 assists and 1.5 blocks per game, converting 74 percent from field and 71 percent from foul line ... Registered 16 games of 20-or-more points, including eight games with 30-plus points ... Picked up 12 double-doubles as a senior, including a 30-point, 21-rebound effort against South Hills ... Turned in a season-best 40 points on 14-of-17 shooting from field - adding a 12-of-13 touch at charity stripe - in a win over Notre Dame Prep ... Collected three-straight games of 30 points against Palos Verdes, South Hills and Calabasas ... As a sophomore, helped team to runner-up title of Mission League ... Selected as an *ESPN Rise* California State Stat Star of Week (Feb. 11, 2010) ... Coached by Greg Hilliard ... Played AAU basketball for Pump N' Run Elite ... Attended same high school that produced NBA players Jason Collins (Atlanta Hawks) and Jarron Collins (Phoenix Suns).

2009-10			
Opposition	P	R	A
Jacksonville	0	0	0
at Memphis	1	0	0
N.C. Central	4	6	1
at Rutgers	0	0	0
McNeese St.	0	0	0
at FGCU	0	1	0
UCF	0	0	0
Oral Roberts	0	0	0
Rice	4	1	1
Akron	3	3	0
Pepperdine	13	4	1
at Duke	6	2	0
at Clemson	0	2	1
BC	4	1	0
Florida St.	5	2	1
at NC State	0	0	0
UNC	0	0	0
at Virginia Tech	0	0	0
Georgia Tech	0	1	0
Virginia	0	1	0
at Wake Forest	0	1	0
Duke	0	0	0
at UNC	0	1	0
at Florida St.	0	1	0
at Georgia Tech	0	2	0
Virginia	0	0	0
FAU	0	0	0
Missouri St.	0	0	0
at Alabama	0	0	0

2011-12			
Opposition	P	R	A
TENNESSEE TECH	11	6	1
RUTGERS	6	8	1
UNF	8	3	1
FLA. GULF COAST	4	3	0
at Ole Miss	6	3	0
at Purdue	4	1	1
UMASS	6	2	1
Memphis	2	4	0
at West Virginia	0	3	2
vs. FAU	2	1	0
at Charlotte	0	1	0
APPALACHIAN ST.	2	0	0
UNCG	0	0	0
at North Carolina	0	0	0
NC STATE	1	0	0
at Boston College	0	0	0
MARYLAND	0	2	0
VIRGINIA TECH	0	0	0
WAKE FOREST	0	0	0
BOSTON COLLEGE	0	2	0
at Georgia Tech	0	0	0
vs. Florida State	0	0	0
MINNESOTA	2	1	0

## Swoope Season / Career Highs

### Points

Season: 7, vs. Jacksonville 11/16/12  
 Career: 13, vs. Pepperdine 12/30/10  
 ACC: 6, at Duke, 1/2/11

### Rebounds

Season: 4 (3x) last at Boston College, 1/16/13  
 Career: 6, vs. NC Central 11/19/10  
 ACC: 4 at Boston College, 1/16/13

### Assists

Season: 1 (3x) last at Duke 3/2/13  
 Career: 2, at West Virginia 12/10/11  
 ACC: 1 (3x), last at Duke 3/2/13

### Steals

Season: 2, vs. Jacksonville 11/16/12  
 Career: 3 (3x), last vs. Rutgers 11/15/11  
 ACC: 3, vs. Florida State, 1/19/11

### Blocked Shots

Season: --  
 Career: 2 (2x), last vs. UNF 11/19/11  
 ACC: --

### Field Goals

Season: 3, vs. Jacksonville 11/16/12  
 Career: 4, vs. Pepperdine 12/30/10  
 ACC: 2, vs. Florida State, 1/19/11

### Field Goal Attempts

Season: 4, vs. Charlotte, 12/14/12  
 Career: 8, at Duke 1/2/11  
 ACC: 8, at Duke, 1/2/11

### Free Throws

Season: 2, vs. La Salle 1/2/13  
 Career: 5, vs. Pepperdine 12/30/10  
 ACC: 4, vs. Boston College, 1/15/11

### Free Throw Attempts

Season: 4 (2x) last vs. La Salle 1/2/13  
 Career: 7, vs. Pepperdine 12/30/10  
 ACC: 4, vs. Boston College, 1/15/11

### 3-Point Field Goals

Season: 1, at UCF 12/18/12  
 Career: 1, at UCF 12/18/12  
 ACC: --

### 3-Point Field Goal Attempts

Season: 1, at UCF 12/18/12  
 Career: 1 (3x), last at UCF 12/18/12  
 ACC: 1, vs. Maryland, 2/1/12

### Foul Disqualifications

Season: --  
 Career: 3 - 1 in 2010-11; 2 in 2011-12

### Minutes


Season: 23, vs. La Salle 1/2/13  
 Career: 36, at Ole Miss 11/25/11  
 ACC: 17 (2x) last vs. Florida State, 1/19/11

## CAREER STATISTICS

Season	GP	GS	Min.	Avg.	FG	FGA	Pct.	FG	FGA	Pct.	FT	FTA	Pct.	Off.	Def.	Tot.	Avg.	PF	FO	Ast.	TO	Blk	Stl	Pts.	Avg.
2010-11	29	9	189	6.5	11	25	.440	0	0	.000	18	30	.600	12	17	29	1.0	26	1	5	7	2	13	40	1.4
2011-12	23	8	269	11.7	23	46	.500	0	2	.000	8	17	.471	20	20	40	1.7	46	2	7	8	10	9	54	2.3
2012-13	21	0	129	6.1	12	18	.667	1	1	1.000	4	16	.250	12	15	27	1.3	15	0	3	3	1	3	29	1.4
TOTAL	73	17	587	8.0	46	89	.517	1	3	.333	30	63	.476	44	52	96	1.3	87	3	15	18	13	25	123	1.7

## SWOOPE 2012-13

Opponent	Date	GS	Min	TOTAL			3-PTS			FREE THROWS			REBOUNDS				PF	FO	A	TO	Blk	Stl	Pts	Avg
				FG	FGA	Pct	3FG	FGA	Pct	FT	FTA	Pct	Off	Def	Tot	Avg								
STETSON	11-09-12		0+	0	0	.000	0	0	.000	0	0	.000	0	0	0	0.0	0	0	0	0	0	0	0.0	
at FGCU	11-13-12		0+	0	0	.000	0	0	.000	0	0	.000	0	0	0	0.0	0	0	0	0	0	0	0.0	
JACKSONVILLE	11-16-12	16	3	3	1.000	0	0	.000	1	4	.250	1	1	2	0.7	0	0	1	0	0	2	7	2.3	
DETROIT	11-24-12	5	0	0	.000	0	0	.000	0	0	.000	0	1	1	0.8	0	0	0	0	0	0	0	1.8	
CHARLOTTE	12-14-12	7	2	4	.500	0	0	.000	0	0	.000	3	1	4	1.4	0	0	0	0	0	0	4	2.2	
at UCF	12-18-12	9	1	1	1.000	1	1	1.000	0	0	.000	0	0	0	1.2	0	0	0	0	1	0	3	2.3	
at Hawai'i	12-22-12	4	0	0	.000	0	0	.000	0	2	.000	0	0	0	1.0	2	0	0	1	0	0	0	2.0	
vs Arizona	12-23-12	6	0	0	.000	0	0	.000	0	0	.000	0	0	0	0.9	1	0	0	0	0	1	0	1.8	
LA SALLE	01-02-13	23	1	1	1.000	0	0	.000	2	4	.500	2	2	4	1.2	2	0	1	1	0	0	4	2.0	
at Georgia Tech	01-05-13	2	0	0	.000	0	0	.000	0	2	.000	0	1	1	1.2	0	0	0	0	0	0	0	1.8	
MARYLAND	01-13-13	4	0	1	.000	0	0	.000	0	0	.000	0	0	0	1.1	1	0	0	0	0	0	0	1.6	
at Boston College	01-16-13	10	0	1	.000	0	0	.000	0	0	.000	1	3	4	1.3	0	0	0	0	0	0	0	1.5	
DUKE	01-23-13	1	0	0	.000	0	0	.000	1	2	.500	0	0	0	1.2	0	0	0	0	0	0	1	1.5	
FLORIDA STATE	01-27-13	8	1	2	.500	0	0	.000	0	1	.000	0	1	1	1.2	0	0	0	0	0	0	2	1.5	
BOSTON COLLEGE	02-05-13	4	0	0	.000	0	0	.000	0	0	.000	0	1	1	1.2	2	0	0	1	0	0	0	1.4	
NORTH CAROLINA	02-09-13	1	0	0	.000	0	0	.000	0	0	.000	0	1	1	1.2	0	0	0	0	0	0	0	1.3	
at Florida State	02-13-13	3	1	1	1.000	0	0	.000	0	0	.000	0	0	0	1.1	1	0	0	0	0	0	2	1.4	
at Clemson	02-17-13	9	1	2	.500	0	0	.000	0	0	.000	2	1	3	1.2	0	0	0	0	0	0	2	1.4	
at Wake Forest	02-23-13	11	2	2	1.000	0	0	.000	0	1	.000	2	0	2	1.3	4	0	0	0	0	0	4	1.5	
VIRGINIA TECH	02-27-13	2	0	0	.000	0	0	.000	0	0	.000	0	1	1	1.3	0	0	0	0	0	0	0	1.5	
at Duke	03-02-13	4	0	0	.000	0	0	.000	0	0	.000	1	1	2	1.3	2	0	1	0	0	0	0	1.4	



# JUSTIN HELLER

Junior | Guard | 6-2 | 180

Boca Raton, Fla. | West Boca Raton Community

# #12

## Heller Career Highs

### Points

Career: 2, vs. Charlotte, 12/14/12

### Rebounds

Career: 3, vs. Charlotte, 12/14/12

### Assists

Career: 1 (2x) last vs. Florida State, 1/27/13

### Steals

Career: --

### Blocked Shots

Career: --

### Field Goals

Career: 1, vs. Charlotte, 12/14/12

### Field Goal Attempts

Career: 1 (5x) last vs. Florida State, 1/27/13

### Free Throws

Career: --

### Free Throw Attempts

Career: 2, vs. Charlotte, 12/14/12

### 3-Point Field Goals

Career: --

### 3-Point Field Goal Attempts

Career: 1 (2x) last vs. Florida State, 1/27/13

### Minutes

Career: 3, vs. Charlotte, 12/14/12

2011-12			
Opposition	P	R	A
at Charlotte	0	0	0
APPALACHIAN ST.	0	2	0
at Boston College	0	0	0
VIRGINIA TECH	0	0	0
WAKE FOREST	0	0	0
BOSTON COLLEGE	0	0	0
MINNESOTA	0	0	0

**As a Sophomore (2011-12):** Played in seven games, including four ACC matchups ... Attempted two shots, including one three pointer ... Grabbed a pair of defensive rebounds ... Season highs include one field goal attempt against Boston College and Wake Forest, one three-point attempt vs. Boston College, two rebounds against Appalachian State and two minutes vs. Appalachian State ... Book Buster (3.0 GPA) ... Athletics Director Honor Roll (3.2 GPA).

**As a Freshman (2010-11):** Walked onto team ... Practiced, but did not see any game time.

**High School:** After transferring to West Boca, played one year of varsity basketball for the Bulls ... Among top 30 three-point scorers in Palm Beach County in 2009-10 ... Bulls were only team to beat powerhouse Dwyer, the top-ranked high school in county, with 82-73 victory.

**Personal:** Born on Dec. 26, 1991 ... Son of Neal Heller and Liz Heller ... Brother to Anthony Anderson ... Majoring in finance, with aspirations of becoming a CEO ... Recruited by American and North Florida ... Nickname is J-Hell.

## CAREER STATISTICS

Season	GP	GS	Min.	Avg.	FG	FGA	Pct.	FG	FGA	Pct.	FT	FTA	Pct.	Off.	Def.	Tot.	Avg.	PF	FO	Ast.	TO	Blk	Stl	Pts.	Avg.
2011-12	7	0	4	0.6	0	2	.000	0	1	.000	0	0	.000	0	2	2	0.3	0	0	0	1	0	0	0	0.0
2012-13	8	0	10	1.3	1	3	.333	0	1	.000	0	2	.000	0	4	4	0.5	1	0	2	2	0	0	2	0.3
TOTAL	15	0	14	0.9	1	5	.200	0	2	.000	0	2	.000	0	6	6	0.4	1	0	2	3	0	0	2	0.1

## HELLER 2012-13

Opponent	Date	GS	Min	TOTAL FG	FGA	Pct	3-PTS 3FG	FGA	Pct	FREE THROWS FT	FTA	Pct	REBOUNDS Off	Def	Tot	Avg	PF	FO	A	TO	Blk	Stl	Pts	Avg
JACKSONVILLE	11-16-12	0	0	0	0	.000	0	0	.000	0	0	.000	0	0	0	0.0	0	0	0	0	0	0	0	0.0
CHARLOTTE	12-14-12	3	1	1	1	1.000	0	0	.000	0	2	.000	0	3	3	1.5	0	0	0	0	0	0	2	1.0
at UCF	12-18-12	1	0	0	0	.000	0	0	.000	0	0	.000	0	0	0	1.0	0	0	1	0	0	0	0	0.7
at Hawai'i	12-22-12	1	0	0	0	.000	0	0	.000	0	0	.000	0	0	0	0.8	0	0	0	0	0	0	0	0.5
DUKE	01-23-13	1	0	1	1	.000	0	0	.000	0	0	.000	0	0	0	0.6	1	0	0	1	0	0	0	0.4
FLORIDA STATE	01-27-13	1	0	1	1	.000	0	1	.000	0	0	.000	0	1	1	0.7	0	0	1	0	0	0	0	0.3
BOSTON COLLEGE	02-05-13	2	0	0	0	.000	0	0	.000	0	0	.000	0	0	0	0.6	0	0	0	1	0	0	0	0.3
NORTH CAROLINA	02-09-13	1	0	0	0	.000	0	0	.000	0	0	.000	0	0	0	0.5	0	0	0	0	0	0	0	0.3



# STEVE SORENSON

Freshman | Guard | 6-0 | 151

Dallas, Texas | Mark's School of Texas

# #3

## Sorenson Career Highs

### Points

Career: 1, vs. Duke 1/23/13

### Rebounds

Career: --

### Assists

Career: --

### Steals

Career: --

### Blocked Shots

Career: --

### Field Goals

Career: --

### Field Goal Attempts

Career: --

### Free Throws

Career: 1, vs. Duke 1/23/13

### Free Throw Attempts

Career: 1 (2x) last vs. Duke 1/23/13

### 3-Point Field Goals

Career: --

### 3-Point Field Goal Attempts

Career: --

### Minutes

Career: 3, vs. Charlotte, 12/14/12

**High School:** Named all-state by Texas Association of Basketball Coaches as a senior ... TABC academic all-state ... Two-time All-Southwest Preparatory Conference ... Trinity Valley Christian all-tournament team twice ... Team captain both junior and senior seasons ... Averaged 18 points, six assists, three rebounds, two steals in senior campaign ... Shot 50 percent from both field and distance in final season ... Team leadership award ... Invited to TABC all-star game and 2012 Showboat Classic ... Team MVP ... Notched 12 points, five assists, four rebounds and two steals per game sophomore season ... Shot 50 percent from field and 49 percent from three ... Most improved player sophomore season ... Three-year letterwinner ... Honor roll all four years.

**Personal:** Full name is Steven Lewis Sorenson, goes by Steve ... Born Dec. 30, 1993 in St. Louis, Mo. ... Son of Skip and Yvonne ... Brother to Erik, who was a walk-on with Virginia Tech basketball team from 2010-12 ... Played AAU ball for Dallas Heroes ... Majoring in business.

## CAREER STATISTICS

Season	GP	GS	Min.	Avg.	Total			3-Point			Free Throws			Rebounds			Scoring									
					FG	FGA	Pct.	FG	FGA	Pct.	FT	FTA	Pct.	Off.	Def.	Tot.	Avg.	PF	FO	Ast.	TO	Blk	Stl	Pts.	Avg.	
2012-13	7	0	9	1.3	0	0	.000	0	0	.000	1	3	.333	0	0	0	0.0	0	0	0	3	0	0	1	0.1	

## SORENSEN 2012-13

Opponent	Date	GS	Min	TOTAL FG	FGA	Pct	3-PTS 3FG	FGA	Pct	FREE THROWS FT	FTA	Pct	REBOUNDS Off	Def	Tot	Avg	PF	FO	A	TO	Blk	Stl	Pts	Avg
JACKSONVILLE	11-16-12	0	0	0	0	.000	0	0	.000	0	0	.000	0	0	0	0.0	0	0	0	0	0	0	0	0.0
CHARLOTTE	12-14-12	3	0	0	0	.000	0	0	.000	0	0	.000	0	0	0	0.0	0	0	0	0	0	0	0	0.0
at Hawai'i	12-22-12	1	0	0	0	.000	0	0	.000	0	1	.000	0	0	0	0.0	0	0	0	0	0	0	0	0.0
DUKE	01-23-13	2	0	0	0	.000	0	0	.000	1	2	.500	0	0	0	0.0	0	0	0	1	0	0	1	0.3
FLORIDA STATE	01-27-13	1	0	0	0	.000	0	0	.000	0	0	.000	0	0	0	0.0	0	0	0	0	0	0	0	0.2
BOSTON COLLEGE	02-05-13	1	0	0	0	.000	0	0	.000	0	0	.000	0	0	0	0.0	0	0	0	1	0	0	0	0.2
NORTH CAROLINA	02-09-13	1	0	0	0	.000	0	0	.000	0	0	.000	0	0	0	0.0	0	0	0	1	0	0	0	0.1





**2012-13 Miami Men's Basketball**  
**University of Miami Combined Team Statistics (as of Mar 02, 2013)**  
**All games**

<b>RECORD:</b>	<b>OVERALL</b>	<b>HOME</b>	<b>AWAY</b>	<b>NEUTRAL</b>
ALL GAMES	23-5	13-0	10-3	0-2
CONFERENCE	14-2	7-0	7-2	0-0
NON-CONFERENCE	9-3	6-0	3-1	0-2

#	Player	gp-gs	min	avg	Total		3-Point		F-Throw		Rebounds						a	to	blk	stl	pts	avg
					fg-fga	fg%	3fg-fga	3fg%	ft-fa	ft%	off	def	tot	avg	pf	dq						
00	Shane Larkin	28-28	1014	36.2	142-292	.486	52-125	.416	51-70	.729	12	98	110	3.9	43	0	121	63	4	56	387	13.8
35	Kenny Kadji	28-28	820	29.3	136-278	.489	38-101	.376	57-88	.648	39	144	183	6.5	71	1	24	55	38	11	367	13.1
01	Durand Scott	25-24	865	34.6	119-262	.454	23-74	.311	65-90	.722	22	82	104	4.2	54	2	68	51	1	42	326	13.0
04	Trey McKinney Jones	28-26	845	30.2	82-199	.412	41-110	.373	51-59	.864	12	85	97	3.5	47	0	47	31	1	23	256	9.1
42	Reggie Johnson	19-7	440	23.2	52-131	.397	1-10	.100	54-78	.692	44	104	148	7.8	44	0	17	42	24	8	159	8.4
45	Julian Gamble	28-21	570	20.4	77-140	.550	0-0	.000	26-57	.456	58	81	139	5.0	62	2	5	21	52	13	180	6.4
15	Rion Brown	28-6	626	22.4	60-166	.361	25-98	.255	29-41	.707	17	37	54	1.9	34	0	23	17	2	12	174	6.2
02	Bishop Daniels	3-0	50	16.7	5-11	.455	3-3	1.000	2-2	1.000	1	2	3	1.0	5	0	3	4	0	6	15	5.0
21	Erik Swoope	21-0	129	6.1	12-18	.667	1-1	1.000	4-16	.250	12	15	27	1.3	15	0	3	3	1	3	29	1.4
23	Tonye Jekiri	26-0	174	6.7	12-22	.545	0-0	.000	8-16	.500	20	17	37	1.4	27	0	3	10	9	5	32	1.2
10	Raphael Akpejori	15-0	73	4.9	5-13	.385	0-0	.000	1-3	.333	6	12	18	1.2	7	0	1	2	3	3	11	0.7
12	Justin Heller	8-0	10	1.3	1-3	.333	0-1	.000	0-2	.000	0	4	4	0.5	1	0	2	2	0	0	2	0.3
03	Steve Sorenson	7-0	9	1.3	0-0	.000	0-0	.000	1-3	.333	0	0	0	0.0	0	0	0	3	0	0	1	0.1
Team											36	52	88					6				
Total.....		28	5625		703-1535	.458	184-523	.352	349-525	.665	279	733	1012	36.1	410	5	317	310	135	182	1939	69.2
Opponents.....		28	5625		608-1564	.389	169-541	.312	291-445	.654	293	648	941	33.6	488	11	297	339	84	155	1676	59.9

<b>TEAM STATISTICS</b>	<b>UM</b>	<b>OPP</b>
SCORING	1939	1676
Points per game	69.2	59.9
Scoring margin	+9.4	-
FIELD GOALS-ATT	703-1535	608-1564
Field goal pct	.458	.389
3 POINT FG-ATT	184-523	169-541
3-point FG pct	.352	.312
3-pt FG made per game	6.6	6.0
FREE THROWS-ATT	349-525	291-445
Free throw pct	.665	.654
F-Throws made per game	12.5	10.4
REBOUNDS	1012	941
Rebounds per game	36.1	33.6
Rebounding margin	+2.5	-
ASSISTS	317	297
Assists per game	11.3	10.6
TURNOVERS	310	339
Turnovers per game	11.1	12.1
Turnover margin	+1.0	-
Assist/turnover ratio	1.0	0.9
STEALS	182	155
Steals per game	6.5	5.5
BLOCKS	135	84
Blocks per game	4.8	3.0
ATTENDANCE	71846	134046
Home games-Avg/Game	13-5527	13-9305
Neutral site-Avg/Game	-	2-6539

<b>Score by Periods</b>	<b>1st</b>	<b>2nd</b>	<b>OT</b>	<b>Totals</b>
University of Miami	858	1075	6	1939
Opponents	763	905	8	1676

<b>Date</b>	<b>Opponent</b>		<b>Score</b>	<b>Att.</b>
11-09-12	STETSON	w	87-79	3160
11-13-12	at Florida Gulf Coast	L	51-63	4552
11-16-12	JACKSONVILLE	w	73-57	3135
11-24-12	DETROIT	w	77-62	2946
11-28-12	MICHIGAN STATE	w	67-59	5791
12-01-12	at Massachusetts	w	75-62	7004
12-14-12	CHARLOTTE	w	77-46	3275
12-18-12	at UCF	w	72-50	5189
& 12-22-12	at Hawai i	w	73-58	8120
& 12-23-12	vs Arizona	L	50-69	6564
& 12-25-12	vs Indiana State	Lot	55-57	6514
01-02-13	LA SALLE	w	76-59	3259
* 01-05-13	at Georgia Tech	w	62-49	7614
* 01-10-13	at North Carolina	w	68-59	20516
* 01-13-13	MARYLAND	w	54-47	5809
* 01-16-13	at Boston College	w	60-59	3624
* 01-23-13	DUKE	w	90-63	7972
* 01-27-13	FLORIDA STATE	w	71-47	7972
* 01-30-13	at Virginia Tech	w	73-64	5436
* 02-02-13	at NC State	w	79-78	19557
* 02-05-13	BOSTON COLLEGE	w	72-50	5149
* 02-09-13	NORTH CAROLINA	w	87-61	7972
* 02-13-13	at Florida State	w	74-68	9007
* 02-17-03	at Clemson	w	45-43	8998
* 02-19-13	VIRGINIA	w	54-50	7972
* 02-23-13	at Wake Forest	L	65-80	12037
* 02-27-13	VIRGINIA TECH	w	76-58	7434
* 03/02/13	at Duke	L	76-79	9314

! = ACC / Big Ten Challenge

& = Hawaiian Airlines Diamond Head Classic | Honolulu, Hawaii

\* = Conference game



**2012-13 Miami Men's Basketball**  
**University of Miami Combined Team Statistics (as of Mar 02, 2013)**  
**Conference games**

<b>RECORD:</b>	<b>OVERALL</b>	<b>HOME</b>	<b>AWAY</b>	<b>NEUTRAL</b>
ALL GAMES	14-2	7-0	7-2	0-0
CONFERENCE	14-2	7-0	7-2	0-0
NON-CONFERENCE	0-0	0-0	0-0	0-0

#	Player	gp-gs	min	avg	Total		3-Point		F-Throw		Rebounds				pf	dq	a	to	blk	stl	pts	avg
					fg-fga	fg%	3fg-fga	3fg%	ft-fa	ft%	off	def	tot	avg								
00	Shane Larkin	16-16	581	36.3	82-165	.497	30-75	.400	31-46	.674	8	59	67	4.2	26	0	77	36	3	29	225	14.1
35	Kenny Kadji	16-16	455	28.4	84-159	.528	26-60	.433	29-49	.592	18	81	99	6.2	38	1	8	30	20	3	223	13.9
01	Durand Scott	16-15	541	33.8	68-162	.420	13-47	.277	34-46	.739	13	42	55	3.4	41	2	44	33	0	26	183	11.4
04	Trey McKinney Jones	16-16	460	28.8	46-116	.397	23-67	.343	22-27	.815	5	45	50	3.1	22	0	30	18	0	12	137	8.6
15	Rion Brown	16-1	335	20.9	37-93	.398	20-60	.333	17-21	.810	9	21	30	1.9	20	0	9	9	0	6	111	6.9
45	Julian Gamble	16-15	358	22.4	49-89	.551	0-0	.000	12-28	.429	38	54	92	5.8	44	1	4	11	39	8	110	6.9
42	Reggie Johnson	12-1	242	20.2	26-70	.371	0-4	.000	19-29	.655	22	55	77	6.4	29	0	9	25	11	5	71	5.9
23	Tonye Jekiri	16-0	111	6.9	11-18	.611	0-0	.000	6-11	.545	16	12	28	1.8	14	0	2	8	6	3	28	1.8
21	Erik Swoope	12-0	59	4.9	5-9	.556	0-0	.000	1-6	.167	6	10	16	1.3	10	0	1	1	0	0	11	0.9
10	Raphael Akpejori	9-0	48	5.3	3-9	.333	0-0	.000	0-0	.000	3	8	11	1.2	6	0	1	1	1	3	6	0.7
03	Steve Sorenson	4-0	5	1.3	0-0	.000	0-0	.000	1-2	.500	0	0	0	0.0	0	0	0	3	0	0	1	0.3
12	Justin Heller	4-0	5	1.3	0-2	.000	0-1	.000	0-0	.000	0	1	1	0.3	1	0	1	2	0	0	0	0.0
Team											24	35	59									
Total.....		16	3200		411-892	.461	112-314	.357	172-265	.649	162	423	585	36.6	251	4	186	177	80	95	1106	69.1
Opponents.....		16	3200		348-876	.397	88-280	.314	171-265	.645	152	369	521	32.6	264	5	161	183	54	91	955	59.7

<b>TEAM STATISTICS</b>	<b>UM</b>	<b>OPP</b>
SCORING	1106	955
Points per game	69.1	59.7
Scoring margin	+9.4	-
FIELD GOALS-ATT	411-892	348-876
Field goal pct	.461	.397
3 POINT FG-ATT	112-314	88-280
3-point FG pct	.357	.314
3-pt FG made per game	7.0	5.5
FREE THROWS-ATT	172-265	171-265
Free throw pct	.649	.645
F-Throws made per game	10.8	10.7
REBOUNDS	585	521
Rebounds per game	36.6	32.6
Rebounding margin	+4.0	-
ASSISTS	186	161
Assists per game	11.6	10.1
TURNOVERS	177	183
Turnovers per game	11.1	11.4
Turnover margin	+0.4	-
Assist/turnover ratio	1.1	0.9
STEALS	95	91
Steals per game	5.9	5.7
BLOCKS	80	54
Blocks per game	5.0	3.4
ATTENDANCE	50280	96103
Home games-Avg/Game	7-7183	9-10678
Neutral site-Avg/Game	-	0-0

<b>Date</b>	<b>Opponent</b>		<b>Score</b>	<b>Att.</b>
* 01-05-13	at Georgia Tech	w	62-49	7614
* 01-10-13	at North Carolina	w	68-59	20516
* 01-13-13	MARYLAND	w	54-47	5809
* 01-16-13	at Boston College	w	60-59	3624
* 01-23-13	DUKE	w	90-63	7972
* 01-27-13	FLORIDA STATE	w	71-47	7972
* 01-30-13	at Virginia Tech	w	73-64	5436
* 02-02-13	at NC State	w	79-78	19557
* 02-05-13	BOSTON COLLEGE	w	72-50	5149
* 02-09-13	NORTH CAROLINA	w	87-61	7972
* 02-13-13	at Florida State	w	74-68	9007
* 02-17-03	at Clemson	w	45-43	8998
* 02-19-13	VIRGINIA	w	54-50	7972
* 02-23-13	at Wake Forest	L	65-80	12037
* 02-27-13	VIRGINIA TECH	w	76-58	7434
* 03/02/13	at Duke	L	76-79	9314

! = ACC / Big Ten Challenge

& = Hawaiian Airlines Diamond Head Classic | Honolulu, Hawaii

\* = Conference game

<b>Score by Periods</b>	<b>1st</b>	<b>2nd</b>	<b>Totals</b>
University of Miami	510	596	1106
Opponents	429	526	955