

MIAMI BASKETBALL QUICK HITS

- 9** Miami has just **9** scholarship student-athletes on the roster, led by seniors Davon Reed and Kamari Murphy, and junior Ja'Quan Newton.

- 4** The Hurricanes have **4** new players wearing Miami uniforms this season, all of whom are true freshmen.

- 11** Among active coaches, Coach L is the **11th**-winningest coach in the country with 592 victories, and ranks No. 42 on the list of all-time winningest coaches.

- 1.7** Miami's facilities are undergoing **\$1.7** million in renovations with graphics and new features in the office areas and locker rooms of the Watsco Center.

- 15** This season Jim Larrañaga and associate head coach Chris Caputo are in their **15th** season on the sidelines together, dating back to their time at George Mason.

2016-17 SCHEDULE

Nov. 2	Barry (Ex.)	ACCN E	W, 73-62
Nov. 11	Western Carolina	ACCN E	W, 92-43
Nov. 16	at North Florida	ESPN3	W, 94-56
Nov. 19	Penn	ACCN E	W, 74-62
AdvoCare Invitational, HP Field House, Orlando, Fla.			
Nov. 24	Stanford	ESPN2	W, 67-53
Nov. 25	#21/22 Iowa State	ESPN2	L, 56-73
Nov. 27	RV Florida	ESPN2	L, 56-65
ACC-Big Ten Challenge			
Nov. 30	Rutgers	ESPNU	7 p.m.
HoopHall Miami Invitational, AAA, Miami			
Dec. 3	Wofford	ESPN3	5:30 p.m.
Dec. 6	South Carolina State	ACCN Extra	7 p.m.
Dec. 16	Florida Atlantic	ACCN Extra	7 p.m.
Dec. 22	George Washington	ACCN Extra	7 p.m.
Dec. 28	Columbia	ACCN Extra	7 p.m.
Atlantic Coast Conference Schedule			
Dec. 31	NC State	RSN	4:30 p.m.
Jan. 4	at Syracuse	RSN	7 p.m.
Jan. 12	Notre Dame	ESPN/2	7 p.m.
Jan. 14	at Pittsburgh	RSN	12 p.m.
Jan. 18	at Wake Forest	ACCN	8 p.m.
Jan. 21	at Duke	ESPN/2	TBA
Jan. 25	Boston College	RSN	9 p.m.
Jan. 28	North Carolina	CBS	1 p.m.
Feb. 1	Florida State	ACCN	8 p.m.
Feb. 4	at NC State	ACCN	3 p.m.
Feb. 8	Virginia Tech	RSN	9 p.m.
Feb. 11	at Louisville	ESPN/2	TBA
Feb. 15	Georgia Tech	ACCN	8 p.m.
Feb. 18	Clemson	RSN	12 p.m.
Feb. 20	at Virginia	ESPN	7 p.m.
Feb. 25	Duke	CBS	4 p.m.
Feb. 27	at Virginia Tech	ESPN2	9 p.m.
March 4	at Florida State	ACCN	4 p.m.
March 7-11 ACC Tournament, Brooklyn, N.Y.			

MIAMI COMMUNICATIONS

Amy LaBrie, Associate Director of Communications
 O: (305) 284-3241 | C: (813) 410-1194
 LaBrie@miami.edu | @CanesHoops
 Kevin Ivany, Communications Assistant

GAME 7



NR/RV MIAMI HURRICANES (4-2)

Head Coach: Jim Larrañaga
Record at Miami: 122-59, sixth season
Career Record: 592-393, 33rd season

2013 & 2016 ACC Coach of the Year
ACC Record at Miami: 54-34
Alma Mater: Providence, 1971



RV/NR RUTGERS SCARLET KNIGHTS (5-1)

Head Coach: Steve Pikiell
Record at Rutgers: 6-0, first season

Alma Mater: UConn '90
Career Record: 198-156, 12th season

SETTING THE SCENE

DATE Wednesday, Nov. 30, 2016
TIME 7 p.m.
LOCATION Watsco Center | Coral Gables, Fla. | ACC-Big Ten Challenge
BROADCASTS Television: ESPNU - Mark Jones, Cory Alexander
 Radio: 560 WQAM - Joe Zagacki
 Online: Watch ESPN - <http://es.pn/2fKHvPx>



SERIES All-time: Miami leads, 9-5 Since rebirth in 1985-86: 9-5
 Home: 5-0 Away: 3-5 Neutral: 1-0
 Last matchup: Nov. 15, 2011. Miami won, 72-57.
 Under Coach Larrañaga: 1-0 Coach L all-time vs. Rutgers: 1-0

POLLS Miami AP: NR USA Today: RV KenPom: 28
 Rutgers AP: RV USA Today: NR KenPom: 165

WEATHER Coral Gables: High 81/Low 74 Piscataway, N.J.: High 63/Low 49

THE 2016-17 HURRICANES

Miami has nine scholarship players, led by a trio of captains in seniors Davon Reed and Kamari Murphy, along with junior Ja'Quan Newton. Sophomores Anthony Lawrence and Ebuka Izundu also returned for the Hurricanes.

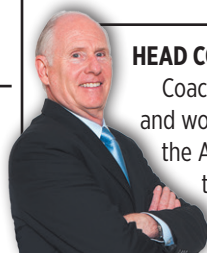
This season, a group of four newcomers comprising Miami's top recruiting class in program history donned a UM jersey for the first time. The Canes' coaching staff reeled in four freshmen in McDonald's All-American Dewan Huell, Jordan Brand Classic All-American Bruce Brown, Australian standout Dejan "DJ" Vasiljevic and Rodney Miller from national powerhouse Oak Hill Academy (Va.). The four-man group was named one of the top 2016 classes in the country, with a No. 9 ranking from 247Sports, No. 10 from Scout, No. 13 from ESPN and No. 13 from Rivals.

CANES SIGN A TRIO OF TOP-100 PLAYERS

Jim Larrañaga has signed three ESPN Top 100 players for the 2017 class in guard Lonnie Walker (No. 19), guard Chris Lykes (52) and forward Deng Gak (93).

This marks the second straight Miami recruiting class with at least two ESPN Top 100 players, following last year's signing of Bruce Brown (26) and Dewan Huell (28).

Walker is a 6-foot-5-inch shooting guard from Reading, Pa., with great ball handling skills and is Miami's highest-ranked recruit in program history. Lykes is a 5-foot-6-inch explosive do-it-all point guard from Bowie, Md., who plays at Gonzaga College (D.C.) High School. Gak is a 6-foot-11-inch forward playing his prep ball at Blair Academy in New Jersey.



HEAD COACH JIM LARRAÑAGA

Coach Jim Larrañaga has led the Hurricanes to a pair of NCAA Sweet 16 appearances and won the 2013 ACC regular season and ACC Tournament titles. He has been named the AP, Naismith, USBWA and Henry Iba National Coach of the Year, twice was both the ACC and USBWA District Coach of the Year (2013, 2016), and was the 2013 NABC District Coach of the Year.



2016-17 MIAMI HURRICANES

NAME	YR.	POS.	HT.	WT.	HOMETOWN PREVIOUS SCHOOL (S)
0 Ja'Quan Newton	Jr.	G	6-2	187	Philadelphia, Pa. / Neumann-Goretti HS Captain. Starting PG after being touted as Sixth Man of the Year a season ago. Soph. stats: 10.5 ppg, 1.4 apg, 2.3 rpg.
2 Mike Robinson	So.	G	5-10	170	New Britain, Conn. / New Britain HS Team manager turned walk-on. Played basketball, football and was on track team in high school.
3 Anthony Lawrence, Jr.	So.	G/F	6-7	210	St. Petersburg, Fla. / Lakewood Senior HS PG in high school, small forward at Miami. Son of a high school coach. Freshman stats: 4.1 ppg, 42.9% 3FG, 51.1% FG.
4 Dejan "DJ" Vasiljevic	Fr.	G	6-3	198	Melbourne, Australia / Australian Institute of Sport Goes by DJ. Combo guard with international experience with FIBA and Australian national team.
5 Davon Reed	Sr.	G	6-6	220	Ewing, N.J. / Princeton Day School Three-year captain. Workman mentality. 2016 NABC Honors Court. Junior stats: 11.1 ppg, 4.1 rpg, 81.6% FT.
11 Bruce Brown	Fr.	G	6-5	190	Boston, Mass. / Vermont Academy 2016 Jordan Brand Classic All-American. Boasts 6-9 wingspan. Multi-sport athlete in high school, also playing football.
14 Rodney Miller, Jr.	Fr.	C	7-0	258	Laurelton, N.Y. / Oak Hill Academy Ranked No. 15 center by ESPN and No. 17 by Scout. 7-1 wingspan. Ranked No. 90 overall by Scout and No. 96 by 247.com.
15 Ebuka Izundu	So.	C	6-10	231	Charlotte, N.C. / Victory Christian Center / Nigeria Born in Lagos, Nigeria, and moved to the United States in 2013. Freshman stats: 2.1 ppg, 1.3 rpg, 15 GP.
20 Dewan Huell	Fr.	F	6-11	220	Miami, Fla. / Miami Norland HS 2016 McDonald's All-American. Ranked No. 21 by ESPN, No. 23 by Rivals and No. 25 by Scout.
21 Kamari Murphy	RSr.	F	6-8	220	Brooklyn, N.Y. / Oklahoma State / IMG / Lincoln HS Captain. Graduated in May with B.A. in sociology. Transfer from Oklahoma State. Junior stats: 6.0 rpg, 5.6 ppg.
35 Chris Stowell	Jr.	F	6-6	208	Exeter, N.H. / Tilton School / Exeter HS Walk on with good athleticism. Speaks English, Spanish, some Italian, Russian, Chinese and Hebrew.
RS Michael Gilmore	Jr.	F	6-8	208	Jacksonville, Fla. / VCU / Rickards HS Will reshirt 2016-17 campaign after transferring from Virginia Commonwealth in the summer of 2016.

LARRAÑAGA BY THE NUMBERS

5 - Coach Jim Larrañaga is one of five ACC coaches with a Final Four appearance to his credit. In 2006, Larrañaga became the first coach at a mid-major school to take his team to the NCAA Final Four in 27 years.

7 - In 33 years of coaching, Jim Larrañaga has a winning record in the NCAA Tournament, a 9-7 mark in seven appearances.

7 - Larrañaga is no stranger to the ACC. In his seven seasons as an assistant coach at Virginia, the Cavaliers participated in the NCAA Final Four in 1981 and 1984, won three ACC Championships and finished in the top five of the rankings.

16 - Larrañaga has made 16 postseason appearances in the past 27 years, including reaching seven NCAA Tournaments.

33 - Larrañaga is in his 33rd year as a head coach and has successfully transitioned three institutions into winning programs: Miami, Bowling Green and George Mason.

500 - Coach L is one of five ACC coaches with 500 or more wins.

LARRAÑAGA - WHY MIAMI?

Along with returning to the best basketball conference in the country, Coach L had a few personal reasons for accepting the head coaching job at Miami. Coach's grandfather was from Cuba, where he produced the Larrañaga [lare-en-YAH-ga] cigar. Coach's father was raised in Key West, Fla., before moving to The Bronx, N.Y., getting married and raising six children. Coach L was raised in The Bronx, but vacationed to Florida as a boy. He also owns a house in Sarasota, Fla., and three of his siblings have retired to Florida.

WHAT'S BACK

Category	Total	P/G	Pct.
Games Started	64	1.8	.366
Minutes Played	2983	17.0	.425
Points	1060	30.3	.405
Field Goals Made	369	10.5	.409
Field Goal Pct.	369-764		.483
3-Point FG Made	73	2.1	.308
3-Point FG Pct.	73-195		.374
Free Throws Made	249	7.1	.430
Free Throw Pct.	249-348		.716
Rebounds	487	13.9	.408
Assists	164	4.7	.374
Steals	86	2.5	.400
Blocks	64	1.8	.504

Returning Leaders

Points/Game	Davon Reed	11.1
FG Made	Davon Reed	129
FG Pct. (Guard)	Anthony Lawrence, Jr.	.511
FG Pct. (Forward)	Ebuka Izundu	.625
3-Point FG Made	Davon Reed	46
3-Point Pct.	Anthony Lawrence, Jr.	.429
Free Throws Made	Ja'Quan Newton	105
Free Throw Pct.	Davon Reed	.816
Rebounds/Game	Kamari Murphy	6.0
Assists/Game	Ja'Quan Newton	2.2
Steals/Game	Ja'Quan Newton	0.9
Blocks/Game	Kamari Murphy	0.9

PRONUNCIATIONS

Players

0 Ja'Quan Newton	Juh-quan
4 Dejan Vasiljevic	Day-on Vass-EEL-uh-vitch
5 Davon Reed	Dave-on
15 Ebuka Izundu	E-boo-kuh E-zoon-du
20 Dewan Huell	Duh-wan Hue-ull
21 Kamari Murphy	Kuh-mar-EE
35 Chris Stowell	Stole
Coaches	
Jim Larrañaga	lare-uh-nay-guh
Chris Caputo	ca-poo-toe

CLASS BREAKDOWN

Seniors (2)

Kamari Murphy, Davon Reed

Juniors (3)

Ja'Quan Newton, Michael Gilmore*,
Chris Stowell#

Sophomores (3)

Ebuka Izundu, Anthony Lawrence Jr.,
Mike Robinson#

Freshmen (4)

Bruce Brown, Dewan Huell,
Rodney Miller Jr., Dejan "DJ" Vasiljevic

*Out due to transfer rules.

#Walk on

BY LOCATION

Australia	DJ Vasiljevic
Nigeria	Ebuka Izundu

Connecticut Mike Robinson

Florida Michael Gilmore

Dewan Huell
Anthony Lawrence, Jr.

Massachusetts Bruce Brown

New Hampshire Chris Stowell

New Jersey Davon Reed

New York Kamari Murphy
Rodney Miller

Pennsylvania Ja'Quan Newton

PRESEASON POLL | FINAL RANKING

October 2016 | March 2016

1. Duke	1. North Carolina
2. North Carolina	2. Virginia
3. Virginia	3. Miami
4. Louisville	4. Louisville
5. Syracuse	5. Duke
6. NC State	6. Notre Dame
7. Notre Dame	7. Virginia Tech
8. Florida State	8. Clemson
9. Miami	9. Syracuse
10. Virginia Tech	10. Pittsburgh
11. Clemson	11. Florida State
12. Pitt	12. Georgia Tech
13. Wake Forest	13. NC State
14. Georgia Tech	14. Wake Forest
15. Boston College	15. Boston College



SERIES VS. RUTGERS

Overall Miami leads	9-5
Since rebirth in 1985	9-5
Games at Miami	5-0
Games at Rutgers	3-5
Games on neutral courts	1-0
Current streak	Miami won 1
Last meeting	11/15/11. Miami W, 72-57
Last Miami win	11/15/11. 72-57
Last Rutgers win	11/21/10. 61-45
Larrañaga at UM vs. Rutgers	1-0
Larrañaga all-time vs. Rutgers	1-0

DID YOU KNOW ...

Coach L became the first Miami coach to win 20+ games in his first two seasons at UM and only the third of 12 UM coaches to post at least three 20-win seasons.

Former Cane Rick Barry was named one of the Greatest Players in NBA History.

Miami native and former Cane standout James Jones won the 2010-2011 NBA All-Star Weekend 3-Point Contest and the NBA Championship in the 2011-2012 and 2012-13 seasons.

Six-time NBA All Star Amar'e Stoudemire enrolled at UM in 2013 and took classes to earn his bachelor's degree. UM is in its 13th season in the ACC.

Coach L led the George Mason Patriots to the 2006 Final Four with big wins over some of basketball's elite teams such as Michigan State, North Carolina and UConn. He was the first coach to take a mid-major to a Final Four in 27 years (Penn '79) when his team advanced in 2006.

In 14 years at George Mason, Larrañaga led the Patriots to five NCAA Tournament appearances (2011, 2008, 2006, 2001, 1999), including the 2006 Final Four.

Miami basketball received APR (Academic Progress Rate) Public Recognition Awards for being among the top 10 percent in APR in its sport. Miami ranks in the top 10 percent of NCAA men's basketball with a 990 APR.

The Miami Department of Athletics recorded a Graduation Success Rate (GSR) of 89 percent. Miami's department-wide GSR is 16th overall among FBS programs. UM has exceeded the NCAA average GSR in each of the last 10 years.

The Canes have averaged 20.0 wins over the last 11 seasons.

The Hurricanes have made at least one trey in 944 of 952 games since the NCAA adopted the 3-point shot in 1986. The last time Miami was held without a 3-pointer was Feb. 26, 2014 at Virginia.

Miami has held 803 of its last 804 opponents to less than 100 points. North Carolina was the last team to score 100+, defeating UM, 105-64, on Jan. 31, 2007.

CANES IN THE POLLS IN 2016-17

	AP	USA TODAY	KenPom
Preseason	RV (48)	RV (11)	
Nov. 14	RV (38)	RV (29)	
Nov. 21	RV (44)	RV (37)	
No. 28	NR	RV (4)	28

THE ACC / BIG TEN CHALLENGE

Miami is 4-5 in the ACC/Big Ten Challenge, with a 3-1 record at home and a 1-4 mark on the road. The ACC owns a 10-5-2 edge in the previous 17 Challenges and a 100-83 record overall.

The Canes have defeated a pair of ranked teams during Larrañaga's tenure, downing No. 13 Michigan State, 67-59, in 2012 and No. 24 Illinois, 70-61, in 2014.

2005 (ACC 6-5): Michigan d. Miami, 74-53

2006 (ACC 8-3): Northwestern d. Miami, 61-59

2007 (ACC 8-3): DNP

2008 (ACC 6-5): Ohio State d. #21 Miami, 73-68

2009 (Big Ten 6-5): Miami d. Minnesota, 63-58

2010 (Big Ten 6-5): DNP

2011 (Big Ten 8-4): Purdue d. Miami, 76-65

2012 (Tied 6-6): Miami d. #13 Michigan State, 67-59

2013 (Tied 6-6): Nebraska d. Miami, 60-49

2014 (Big Ten 8-6): #15 Miami d. #24 Illinois, 70-61

2015 (Big Ten 8-6): #21 Miami d. Nebraska, 77-72 (ot)

MIAMI'S GRADUATION SUCCESS RATE ABOVE NATIONAL AVERAGE

University of Miami student-athletes posted a Graduation Success Rate (GSR) of 90 percent, the NCAA announced in November. The figures released by the NCAA show that the Hurricanes are above the national average of 84 percent. Miami's GSR rate is tied for 15th among Football Bowl Subdivision (FBS) institutions.

The men's basketball team posted a GSR score of 91 percent, which is above the national average, and is tied for 18th among FBS schools.

SELLING OUT THE WATSCO CENTER

In just his fifth season in Coral Gables, Jim Larrañaga and Miami SOLD OUT the season ticket allotment for all home games last year at the Watsco Center. It was the first time in Miami athletics history a team sold out their season. And now, the arena is sold out in back-to-back seasons.

For two straight years, fans have bought over 5,500 season tickets, more than doubling the total number of season tickets sold in Larrañaga's first season in Coral Gables. When Coach L began his reign in Miami, fans bought 2,251 season tickets for the 2011-12 campaign. After a record-breaking season on the court in 2012-13, season tickets peaked at 3,674 for 2013-14, prior to this year's 5,750 mark.

Season Tickets per Year

2016-17: 5,750 2015-16: 5,500

2014-15: 3,427 2013-14: 3,674

2012-13: 2,372 2011-12: 2,251

HOME SWEET HOME

In six seasons under Coach L, Miami is 63-20 (.759) overall at home and 32-7 (.821) in the non-conference at home. In both 2012-13 and 2015-16, the Canes had just one loss at the Watsco Center.

Year	Overall	Non-Conf.	Year	Overall	Non-Conf.
2015-16	15-1	6-1	2012-13	14-1	6-0
2014-15	12-6	7-2	2011-12	14-4	8-2
2013-14	8-8	5-2	Total	63-20	32-7

2016-17 HURRICANES

Returners (5)

Name	Year	Pos.	PPG	RPG	APG	FG%	FT%
Ebuka Izundu	So.	C	2.1	1.3	0.2	62.5	63.2
Anthony Lawrence	So.	G	4.1	1.9	0.8	51.1	60.0
Kamari Murphy	RSr.	F	5.6	6.0	0.5	51.0	55.8
Ja'Quan Newton	Jr.	G	10.5	2.3	2.5	46.1	73.4
Davon Reed	Sr.	G	11.1	4.1	1.2	46.9	81.6

Lettermen Lost (5)

Name	Pos.	PPG	RPG	APG	FG%	FT%	
Ivan Cruz Uceda	Grad	F	5.4	2.6	0.2	49.2	1.000
Tonye Jekiri	Grad	C	7.6	8.6	0.8	52.5	57.6
Sheldon McClellan	Grad	G	16.3	3.2	1.6	50.4	83.8
James Palmer	Transfer	G	3.4	1.1	0.7	36.4	67.6
Angel Rodriguez	Grad	G	12.6	2.5	4.5	44.2	80.0

WINNINGEST ACTIVE COACHES

AT MAJOR SCHOOLS

*Totals listed are prior to the 2016-17 season

Rank	Coach	Wins*
1.	Mike Krzyzewski, Duke	1,043
2.	Jim Boeheim, Syracuse	888
3.	Roy Williams, North Carolina	783
4.	Rick Pitino, Louisville	743
5.	Bob Huggins, West Virginia	719
6.	Cliff Ellis, Coastal Carolina	715
7.	John Calipari, Kentucky	662
8.	Rick Barnes, Tennessee	619
9.	Bill Self, Kansas	592
10.	Dana Altman, Oregon	564
11.	Jim Larrañaga, Miami	560
12.	Tubby Smith, Memphis	557
13.	Steve Fisher, San Diego State	552
14.	Fran Dunphy, Temple	524
15.	Tom Izzo, Michigan State	524

UM SINCE JOINING THE ACC IN 2004-05

Season	Overall	ACC W-L	ACC Rank/Seed	ACC Post Season
2004-05	16-13	7-9	t6 / 6	0-1 NIT 0-1
2005-06	18-16	7-9	t7 / 8	1-1 NIT 2-1
2006-07	12-20	4-12	12 / 12	1-1
2007-08	23-11	8-8	t5 / 5	1-1 NCAA 1-1
2008-09	19-13	7-9	t7 / 9	0-1 NIT 1-1
2009-10	20-13	4-12	12 / 12	2-1
2010-11	21-15	6-10	9 / 9	1-1 NIT 2-1
2011-12	20-13	9-7	t4 / 6	1-1 NIT 1-1
2012-13	29-7	15-3	1 / 1	3-0 NCAA 2-1
2013-14	17-16	7-11	10 / 10	1-1
2014-15	25-13	10-8	6 / 6	1-1 NIT 4-1
2015-16	27-8	13-5	2 / 3	1-1 NCAA 2-1
2016-17	4-2			

2016-17 HURRICANES

Starters Returning: 2

Kamari Murphy, Davon Reed

Starters Lost: 3

Tonye Jekiri, Sheldon McClellan, Angel Rodriguez

Incoming Freshmen: 4

Bruce Brown, Dewan Huell, Rodney Miller, Jr., DJ Vasiljevic

Incoming Transfers: 1

Michael Gilmore (out for 2016-17 season)

By Class:

2 seniors, 3 juniors, 3 sophomores, 4 freshmen

By Location:

3 - Florida, 2 - New York, 1 - Australia, Nigeria, Connecticut, Massachusetts, New Jersey, New Hampshire, Pennsylvania

Top Returning Scorer: Davon Reed - 11.1 ppg

Top Returning Rebounder: Kamari Murphy - 6.0

Top Returner in Assists: Ja'Quan Newton - 2.2

Top Returner in Steals: Ja'Quan Newton - 0.9

Top Returner in Blocks: Kamari Murphy - 0.9



UM COMMUNICATIONS

MBB Contact Amy (Woodruff) LaBrie
Associate Director of Communications
Work/Cell (305) 284-3241 / (813) 410-1194
E-mail LaBrie@miami.edu
Communications Assistant Kevin Ivany
Website www.HurricaneSports.com

2016-17 UM QUICK FACTS

Location Coral Gables, Fla.
Stadium Watsco Center (7,972)
Press Row 305-284-2111
Enrollment 16,188
Founded 1925
Colors Orange, Green, White
Nickname Hurricanes
Mascot Sebastian the Ibis
Conference Atlantic Coast
President Dr. Julio Frenk
Director of Athletics Blake James
Address 5821 San Amaro Drive
Coral Gables, FL 33146
Ticket Office Phone 1-800-GoCanes
Website HurricaneSports.com

2015-16 in Review

Overall Record 27-8
Home/Away/Neutral 15-1 / 6-5 / 6-2
ACC Record / Finish 13-5 / t-2nd
Letterwinners Returning / Lost 5 / 5
Starters Returning / Lost 2 / 3
Newcomers 5

Head Coach Jim Larrañaga
Alma Mater Providence, 1971
Record at UM 122-59 / 6th season
Overall Record 592-393 / 33rd season
ACC Record 54-34 (6th)
Assistants
Chris Caputo Westfield (Mass.) State, '02
Jamal Brunt Randolph-Macon, '03
Adam Fisher Penn State, '06, '09

HISTORY

First Season of Basketball 1926
Overall All-Time Record 994-729
Year UM Joined ACC 2004-05
All-Time ACC Record 97-103 (12)
NCAA Appearances Eight (8-8)
1960, 1998, 1999, 2000, 2002, 2008, 2013, 2016
Last NCAA Appearance Sweet 16, 2016
vs. Villanova
NIT Appearances 12 (11-12)
1961, 1963, 1964, 1995, 1997,
2001, 2005, 2006, 2009, 2011, 2015
Last NIT Appearance Championship Game
L, 66-64 (ot), vs. Stanford, 2015
ACC Regular Season Champs 1 / 2013
ACC Tournament Championship 1 / 2013

COMMUNICATIONS POLICIES

All interview requests for assistant coaches or athletics department staff members must be approved and cleared by Amy (Woodruff) LaBrie in the UM Communications office. Credential requests are taken via e-mail to LaBrie (LaBrie@miami.edu). Any misuse of credentials will result in removal from the Watsco Center and the permanent voiding of the credential. The UM locker room is closed at all times. For home games, Coach L and at least one Hurricane player will report to the media room for interviews following the opposing team's press conference.

THE MATCHUP BETWEEN MIAMI AND RUTGERS

Miami is 9-5 all-time against Rutgers, but has not faced the Scarlet Knights since 2011.

Jim Larrañaga's second win at Miami came against Rutgers in a 72-57 home victory on Nov. 15, 2011.

Coach L will match up against Steve Pikiell for the first time in his career. Pikiell is in his first year at the Big Ten school after 11 seasons at Stony Brook.

The Hurricanes have won their last two meetings in the ACC-Big Ten Challenge, with victories over Nebraska last season and Illinois in 2014.

The ACC will be looking to win the conference's first ACC-Big Ten Challenge since 2008 after five Big Ten victories and two ties over the last seven years.

THE LAST MATCHUP - NOV. 15, 2011

After being made eligible just five hours before tip-off, true freshman guard Shane Larkin registered his first points, 3-point field goal, steal, rebound and assist in the game. He ended his first game with three points, one rebound, one steal and one assist in 22 minutes.

In the first half, Miami held the Scarlet Knights to just 25 points. The last time the Canes held an opponent to 25 or less points in the first half was against No. 6/7 North Carolina on March 11, 2011, holding it to just 22 points.

Junior transfer Kenny Kadji scored his first points as a Cane after going 0-3 from the field in his UM debut against Tennessee Tech. Kadji finished the night with 15 points, five rebounds and a block.

Attendance at the game was 3,180.

Miami held Rutgers to 57 points in the game. The last time the Canes held a team under 58 points was against UNC Greensboro on Feb. 15, 2011, holding it to 55 points.

Heat players Juwan Howard and Chris Bosh were in attendance, along with Heat great Tim Hardaway.

Malcolm Grant had made a three-pointer in 25-straight games dating back to the Dec. 30, 2009 game against Pepperdine.

MILESTONES FOR THE CANES

1,000 Games - Coach Larrañaga opened the 2016-17 season just 21 shy of 1,000 career games coached. Miami's 21st game of the season is vs. Florida State on Feb. 1. He has coached 53 games at American International, 314 at Bowling Green, 437 at George Mason and now 180 at Miami.

1,000 Program Wins - The University of Miami men's basketball program has won 994 of its 1,723 games.

600 Victories - Coach Larrañaga is just eight wins shy of 600 career victories. With 600 wins, he will be one of five ACC coaches with 600 victories, and the other four men are in the Basketball Hall of Fame.

100 Blocks - Redshirt senior Kamari Murphy has recorded 95 career blocks, with 61 at Oklahoma State and 34 at Miami.

1,000 Points - Senior Davon Reed has scored 920 points in 104 career games at The U.

100 Games - Seniors Kamari Murphy and Davon Reed each played in their 100th career game at North Florida on Nov. 16, 2016. Murphy, a redshirt senior, played in 66 games at Oklahoma State before coming to Miami as a junior. All of Reed's games played are at UM.

RECAPPIING MIAMI VS. FLORIDA, NOV. 27, 2016

Starters: G Ja'Quan Newton, G Bruce Brown, G Anthony Lawrence Jr., G Davon Reed, F Kamari Murphy.

Following a 3-pointer by freshman guard Bruce Brown 42 seconds into the second half, Miami cut Florida's four-point halftime lead to one. Moments later, Brown finished a layup to give the Hurricanes a 35-34 lead, their first lead since 5:04 remained in the first half (24-23). Miami continued the run, scoring the first nine points of the second half, and going on an 11-2 overall run in the opening 6:49 of the second half. During the stretch, the Gators shot 0-8 from the field, as the Hurricanes took a 41-36 lead.

In his second-career start, Brown finished the afternoon tied with junior guard Ja'Quan Newton with a team-high 15 points and matched his career high set against Penn. Two other Hurricanes finished the afternoon with double-digit points: Senior guard Davon Reed registered 12 points, while freshman forward Dewan Huel recorded 10.

Senior forward Kamari Murphy grabbed 10 rebounds, his second consecutive game with double-digit rebounds.

Miami shot 37.1 percent (23-61) from the field and 28.6 percent (4-14) from beyond the arc.

FIRSTS UNDER JIM LARRAÑAGA AT MIAMI

First game: Nov. 11, 2011 vs. Tennessee Tech. W, 69-58.

First starting lineup: Malcolm Grant, Durand Scott, Gariius Adams, Erik Swoope, Kenny Kadji.

First opening tip: Miami - Kenny Kadji.

First UM FG: 18:38, Durand Scott, 3-pointer.

First lead: 18:38, 3-0.

First halftime score: Tennessee Tech 32, Miami 27.

First win: Nov. 11, 2011. Miami 69, Tennessee Tech 58.

Attendance at first game: 3,600.

First loss: Nov. 25, 2011 at Ole Miss, 64-61 (OT).

First road win: Dec. 22, 2011 at Charlotte, 76-61.

First ACC game: Jan. 7, 2012 at Virginia, L, 52-51.

First ACC win: Jan. 18, 2012 vs. Clemson, 76-73.

First ACC regular season title: 2012-13.

First NIT championship game appearance: April 2, 2015.

JIM LARRAÑAGA = PROGRAM CHANGER

In Coach L's Five Seasons at Miami ...

- ACC regular season and tournament championships
- .674 winning percentage
- Four 20-win seasons in five years
- Four postseason appearances with nine victories
- 15 ACC wins in 2013
- One All-American

Seven Seasons before Coach L at UM ...

- .561 winning percentage
- Best conference finish was fifth place
- One NCAA Tournament appearance
- Most ACC wins in a season was eight

In Coach L's 14 Seasons at George Mason ...

- .626 winning percentage
- 13 straight winning seasons
- A Final Four appearance
- Five trips to the NCAA Tournament
- Nine postseason appearances
- First national ranking
- First appearance in top 10
- First wins over top 10 teams
- Winningest coach in league history

Seven Seasons before Coach L at GMU...

- .340 winning percentage
- Seven straight losing seasons
- Zero postseason appearances
- Worst team in the CAA

PRO CANES

James Jones Cleveland Cavaliers
Sheldon McClellan Washington Wizards
Jimmy Graham Seattle Seahawks
Erik Swoope Indianapolis Colts
Trey McKinney Jones Fort Wayne Mad Ants (D-League)
Gariius Adams Le Havre (France)
Ivan Cruz Uceda Cafes Candelas Breogan Lugo (Spain)
Guillermo Diaz San Lorenzo de Almagra (Argentina)
Julian Gamble Telekom Baskets Bonn (Germany)
Malcolm Grant KK Tajfun Sentjur (Slovenia)
Tonye Jekiri Bandirma Kirmizi (Turkey)
Reggie Johnson Mono Vampire Bangkok (Thailand)
DeQuan Jones Lille Metropole Basket (France)
Kenny Kadji Trabzonspor Medical Park Basketbol (Turkey)
Donnavan Kirk Fukuoka Rizing (Japan)
Shane Larkin Saski Baskonia Vitoria (Spain)
Angel Rodriguez Cholet (France)
Durand Scott Enel Basket Brindisi (Italy)



TALE OF TWO HALVES

Through six games, Miami averages 6.8 ppg and shoots 11.7 percent better in the second half of outings than in the first half.

	PPG	FG%	FT%	APG	SPG
First Half	33.2	39.8	66.0	4.3	3.5
Second Half	40.0	51.5	80.6	5.7	4.5

MIAMI PUTS IT ON THE FLOOR INSTEAD OF LETTING IT FLY

Through six games, Miami has made 30 3-pointers and recorded 60 assists. One season ago through five outings, the Canes had made 55 from long range and tallied 94 assists.

Through Six Games

	3FGM	A	3FGM	A
2016-17	30	60	34	68
2015-16	55	94	38	75
2014-15	57	92	48	73

CANES ARE YOUNG, BUT LED BY EXPERIENCED SENIORS

Miami is No. 297 out of 351 teams in experience in the nation, according to KenPom.com. The Canes are led by a pair of seniors who have each played in 104 games, but Miami also has six players who have appeared in less than 40 games in their careers. Four freshmen have played in just six games apiece, while starting center Ebuka Izundu has played in 20 games and starting guard Anthony Lawrence has played just 39 games.

MCCLELLAN MAKES FIRST NBA START

Former Cane and current Washington Wizards rookie Sheldon McClellan made his first NBA start on Nov. 12 vs. Chicago, in just his fifth professional game played. Against the Bulls, he scored 15 points in 35 minutes played. His second career start was Nov. 16 against Philadelphia, when Mac had six points, two rebounds and two steals in 20 minutes.

MURPHY AND REED PLAY 100TH GAME

At North Florida, seniors Kamari Murphy and Davon Reed each suited up for their 100th career game. Murphy played in 66 games at Oklahoma State before playing at Miami. All of Reed's games played are at UM.

CANES' ROSTER WILL HAVE SIX TOP-100 RECRUITS

Miami has signed three ESPN Top 100 recruits for the class of 2017, including No. 19 Lonnie Walker from Reading, Pa., No. 52 Chris Lykes from Bowie, Md., and No. 93 Deng Gak from Blairstown, N.J.

The 2017 trio will join current ESPN Top 100 Hurricanes Bruce Brown (No. 26 in 2016), Dewan Huell (No. 28 in 2016) and Ja'Quan Newton (No. 58 in 2014) in the fall of 2017. In just six seasons at The U, Larrañaga has recruited six of Miami's 11 ESPN Top 100 players since 2007.

ESPN Top 100 Players on 2017-18 Roster

- 19 Lonnie Walker - 2017
- 52 Chris Lykes - 2017
- 93 Deng Gak - 2017
- 26 Bruce Brown - 2016
- 28 Dewan Huell - 2016
- 58 Ja'Quan Newton - 2014

Miami's ESPN Top 100 Players, Since 2007

- 19 Lonnie Walker - 2017
 - 26 Bruce Brown - 2016
 - 28 Dewan Huell - 2016
 - 28 DeQuan Jones - 2008
 - 43 Durand Scott - 2009
 - 52 Chris Lykes - 2017
 - 53 Edwin Rios - 2007
 - 58 Ja'Quan Newton - 2014
 - 83 Garrus Adams - 2009
 - 88 Donnavan Kirk - 2009
 - 93 Deng Gak - 2017
- Recruits under Coach L are in italics

LARRAÑAGA GRADUATES CANES

All four Hurricane seniors graduated from Miami following the 2015-16 campaign. In May 2015 Sheldon McClellan earned his bachelor of liberal arts degree and in December Angel Rodriguez earned his bachelor's of education degree with a major in sports administration and a minor in sociology, the same degree Ivan Cruz Uceda and Tonye Jekiri both completed in May.

Now all four men are playing professional basketball, with McClellan in the NBA and Rodriguez (France), Jekiri (Turkey) and Cruz Uceda (Spain) all overseas.

FACILITY UNDERGOING \$1.7 MILLION RENOVATION

In addition to the arena being renamed the Watson Center, the University of Miami basketball facility is undergoing a \$1.7 million renovation. The project, which includes work on areas used by both the men's and women's programs, will feature upgrades to the locker rooms, student-athlete lounges, office spaces, weight room and practice facility hallways. The project is being split into two phases, with the second set to begin following the 2016-17 season.

The coaches' offices and hallways of the facility will feature highlights from great moments in Miami basketball history, as well as photos of select stars from both the men's and women's teams. Also on display will be large-scale images of UM's ProCanes, as well as the newest Miami adidas gear. The players' lounge will feature a gaming center complete with couches and televisions. The walls of the practice facility will showcase photos of celebrity Canes fans throwing up the U. Student-athletes will have custom lockers and the sound system in the locker room, lounges and coaches' offices will be upgraded, too.

LARRAÑAGA TAPPED INTO IRON ARROW

Coach Jim Larrañaga has been tapped into the Iron Arrow Honor Society, the highest honor one can attain at UM. Women's head coach Katie Meier and Golden Cane Sandy Nusbaum tapped Larrañaga and Deputy AD Tony Hernandez presented Coach L with his Iron Arrow jacket.

LARRAÑAGA ONE OF THE BEST

Among active coaches, Jim Larrañaga is the 11th-winningest coach in the country at major schools with 588 victories, and is ranked No. 42 on the list of all-time winningest coaches at major schools. Among the seven ACC coaches with five-plus years in the league, in their first five years at their current school, Coach L is second in overall wins (118), overall winning percentage (.674), ACC victories (54), winning percentage in ACC games only (.614). Among all-time ACC coaches (includes only seasons coaching at ACC schools during years as ACC member), Coach L is ranked No.

25 all-time in ACC wins and No. 29 all-time in overall wins, in just five years in the league. He is ninth all-time in winning percentage in ACC games only (.614).

MIAMI PICKED NINTH IN ACC PRESEASON POLL

Miami was predicted to finish ninth out of 15 teams in the Atlantic Coast Conference this season, as announced by the league at the 55th annual Operation Basketball. Duke was picked to win the ACC, followed by North Carolina, Virginia and Louisville. Miami's all-time preseason poll breakdowns and finishes are as follows:

2015-16 - 5th - t-2nd	2009-10 - 10th - 12th
2014-15 - 10th - t-6th	2008-09 - 4th - t-7th
2013-14 - 12th - 10th	2007-08 - 12th - t-5th
2012-13 - 5th - 1st	2006-07 - 11th - 12th
2011-12 - 5th - t-4th	2005-06 - 7th - t-7th
2010-11 - 8th - 9th	2004-05 - 11th - t-6th

RETURNING NUMBERS FOR THE CANES

To open the 2016-17 season, Miami returns no more than 51 percent of its scoring, rebounds, assists, steals or blocks from the 2015-16 team.

Returning	Scoring	Rebs	Assists	Steals	Blocks
2016-17	40.3%	40.6%	37.4%	40.0%	50.4%
2015-16	72.6%	78.1%	77.0%	77.5%	77.8%
2014-15	22.2%	24.0%	28.6%	26.1%	24.2%
2013-14	13.4%	15.5%	0.98%	13.0%	11.3%
2012-13	79.8%	85.6%	82.1%	83.3%	90.7%

SEBASTIAN THE IBIS



In 1926, the University of Miami adopted the Ibis as the official mascot for the University's athletic teams. Representing the leadership, courage, knowledge, strength

and speed characteristics that our student-athletes portray. As the clouds become dark and a hurricane approaches, folklore maintains that other birds look to the Ibis for leadership. The Ibis uses its instinct to detect danger. It is the last sign of wildlife to take shelter before a hurricane hits, giving warning that danger is imminent. As the storm passes the Ibis is the first to reappear, a sign that clear skies are approaching.

MIAMI ANNOUNCES THE WATSCO CENTER

In October, the University of Miami announced the naming of its multi-purpose entertainment facility as the Watsco Center. Watsco, Inc., based in Miami, is traded on the New York Stock Exchange and is the largest distributor of air conditioning, heating and refrigeration products with annual sales of more than \$4 billion, 5,000 employees and 563 locations throughout North America. Watsco has provided funding to the University since the 1990s through its "Watsco's Kids" program, providing children in the community free access to performance arts, sports and other events at the University.

The Watsco Center, located in the heart of the Coral Gables campus, and formerly known as the BankUnited Center, is the largest multi-purpose entertainment facility of its kind south of downtown Miami, with more than 200,000 square feet, 8,000 seats and 25 executive suites. The venue has played host to numerous nationally televised University of Miami men's and women's college basketball games, world-class musicians and performers, community events, and several presidential debates, forums and rallies.

The Canes opened the arena Jan. 4, 2003 with an overtime win over North Carolina. Since then, Miami has won the ACC regular season championship in the building and hosted post-season NIT games. Since its opening, the arena has hosted a number of memorable events and sold-out shows, including Green Day, Coldplay, John Mayer, Drake, The Fray, and Barry Manilow, as well as being the setting for televised events and award shows such as the 2004 Presidential Debates, Unplugged featuring Ricky Martin and Thalia, Premio Lo Nuestro, Premios Juventud, Billboard's Latin Music Awards, and most recently The X Factor. The venue has also welcomed world-renowned figures and politicians, including His Holiness the Dalai Lama, former President Bill Clinton, current President Barack Obama, former Secretary of State Hillary Clinton and Senator John McCain.



MIAMI HIGHS	OPPONENT HIGHS	MIAMI LOWS	OPPONENT LOWS
Points 94, at North Florida, 11/16	Points 73, vs. Iowa State, 11/25	Points 56, (2x) last vs. Florida, 11/27	Points 43, vs. Western Carolina, 11/11
Points/Half 51 (2nd), vs. Western Carolina, 11/11	Points/Half 39 (2nd), Penn, 11/19	Points/Half 23 (1st half) vs. Stanford, 11/24	Points/Half 18, vs. Western Carolina, 11/11
Field Goals Made 37, at North Florida, 11/16	Field Goals Made 25, vs. Iowa State, 11/25	Field Goals Made 18, vs. Iowa State, 11/25	Field Goals Made 17, vs. Western Carolina, 11/11
Field Goal Att. 68, at North Florida, 11/16	Field Goal Att. 67, vs. Western Carolina, 11/11	Field Goal Att. 50 (2x) last vs. Iowa State, 11/25	Field Goal Att. 51, vs. Stanford, 11/24
Field Goal Pct. 54.4, at North Florida, 11/16	Field Goal Pct. 46.2, vs. Florida, 11/27	Field Goal Pct. 36.0, vs. Iowa State, 11/25	Field Goal Pct. 25.4, vs. Western Carolina, 11/11
3-Point FG Made 7, at North Florida, 11/16	3-Point FG Made 9, Penn, 11/19	3-Point FG Made 2, vs. Iowa State, 11/25	3-Point FG Made 3 (2x), last vs. Florida, 11/27
3-Point FG Att. 20 (2x) last vs. Penn, 11/19	3-Point FG Att. 33, vs. Western Carolina, 11/11	3-Point FG Att. 13 (2x) last vs. Stanford, 11/24	3-Point FG Att. 9, vs. Florida, 11/27
Free Throws Made 24, vs. Western Carolina, 11/11	Free Throws Made 15, vs. Iowa State, 11/25	Free Throws Made 6, vs. Florida, 11/27	Free Throws Made 2, vs. Western Carolina, 11/11
Free Throw Att. 36, vs. Western Carolina, 11/11	Free Throw Att. 20, vs. Florida, 11/27	Free Throw Att. 9, vs. Florida, 11/24	Free Throw Att. 3, vs. Western Carolina, 11/11
Rebounds 52, vs. Western Carolina, 11/11	Rebounds 36 (2x) last vs. Iowa State, 11/25	Rebounds 30, vs. Stanford, 11/24	Rebounds 31, at North Florida, 11/16
Assists 15, vs. Western Carolina, 11/11	Assists 12, Penn, 11/19	Assists 6, vs. Iowa State, 11/25	Assists 9, at North Florida, 11/16
Steals 11, vs. Penn, 11/19	Steals 10, vs. Iowa State, 11/25	Steals 4, vs. Florida, 11/27	Steals 2, at North Florida, 11/16
Blocks 8, vs. Western Carolina, 11/11	Blocks 11, vs. Florida, 11/27	Blocks 2 (3x) last vs. Florida, 11/27	Blocks 1, vs. Iowa State, 11/25
Turnovers 19, vs. Iowa State, 11/25	Turnovers 21, Penn, 11/19	Turnovers 10 (2x) last at North Florida, 11/16	Turnovers 9, vs. Florida, 11/27
Bench Points 39, at North Florida, 11/16	Bench Points 35, at North Florida, 11/16	Bench Points 10, vs. Florida, 11/27	Bench Points 16, vs. Stanford, 11/24
Victory Margin 49, vs. Western Carolina, 11/11	Victory Margin 17, vs. Iowa State, 11/25	Victory Margin 12, vs. Penn, 11/19	Victory Margin 11, vs. Florida, 11/27

MIAMI INDIVIDUAL HIGHS
Points 21, JaQuan Newton, vs. Iowa State, 11/25
Field Goals Made 9, Ja'Quan Newton, vs. Iowa State, 11/25
Field Goal Attempts 16, Ja'Quan Newton, vs. Penn, 11/19
3-Point FG Made 3 (5x) last Anthony Lawrence, vs. Stanford, 11/24
3-Point FG Attempts 7 (3x) last Davon Reed, vs. Iowa State, 11/25
Free Throws Made 8, Davon Reed, vs. Iowa State, 11/25
Free Throw Attempts 10 (2x) last Ja'Quan Newton, vs. Stanford, 11/24
Rebounds 12, Kamari Murphy, vs. Iowa State, 11/25
Assists 7, Ja'Quan Newton, at North Florida, 11/16
Blocks 3 (2x) last Bruce Brown, vs. Penn, 11/19

OPPONENT INDIVIDUAL HIGHS
Points 21, Deonte Burton, vs. Iowa State, 11/25
Field Goals Made 8, Deonte Burton, vs. Iowa State, 11/25
Field Goal Attempts 16, Deonte Burton, vs. Iowa State, 11/25
3-Point FG Made 3 (2x), last Caleb Wood, Penn, 11/19
3-Point FG Attempts 9 (3x) last Naz Mitrou-Long, vs. Iowa State, 11/25
Free Throws Made 8, Kasey Hill, vs. Florida, 11/27
Free Throw Attempts 10, Kasey Hill, vs. Florida, 11/27
Rebounds 10, Reid Travis, vs. Stanford, 11/24
Assists 5 (2x), last Chris Chiozza, vs. Florida, 11/27
Blocks 4, John Egbunu, vs. Florida, 11/27

2016-17 STARTERS BY GAME
WCU Newton Reed Lawrence Murphy Izundu
UNF Newton Reed Lawrence Murphy Izundu
Penn Newton Reed Lawrence Murphy Brown
Stanford Newton Reed Lawrence Murphy Izundu
Iowa St. Newton Reed Lawrence Murphy Izundu
Florida Newton Reed Lawrence Murphy Brown

RECORD BY STARTING LINEUP
Newton, Reed, Lawrence, Murphy, Izundu 3-1
Newton, Brown, Reed, Lawrence, Murphy 1-1

Hurricanes' heralded 2009 class was comprised of ESPN 100 picks Durand Scott, Garris Adams and Donnavan Kirk, in addition to May signee Antoine Allen.

Since 2002, Miami has signed 16 Scout top-100 players, including three five-star, top-25 players in DeQuan Jones (22, 2008), Dewan Huell (25, 2016) and Durand Scott (25, 2009).

Since Larrañaga's arrival, his staff has signed five top-100 players in Huell (25), Bruce Brown (44), Ja'Quan Newton (52, 2014), Rodney Miller (90) and James Palmer (98, 2014). Huell and Brown are the most lauded signees for Miami since Scott in 2009, Jones in 2008, No. 32 Guillermo Diaz in 2003 and McDonald's All-American Darius Rice in 2000.

RECRUITING THE STATE OF MIAMI
Coach Jim Larrañaga has put great emphasis on recruiting the "state of Miami." UM's recruits from Florida in the past five years include Shane Larkin (Orlando), Tonye Jekiri (Hialeah), Angel Rodriguez (Miami), Joe Thomas (Miami), Anthony Lawrence (St. Petersburg), Dewan Huell (Miami) and Michael Gilmore (Jacksonville).

LARRAÑAGA AND CAPUTO TOGETHER 15 YEARS
This season head coach Jim Larrañaga and associate head coach Chris Caputo begin their 15th season on sidelines together, dating back to their time at George Mason University. Caputo started on Coach L's staff as the video coordinator for the 2002-03 season, and along the way, the native of Elmhurst, N.Y., was an assistant coach and is now the associate head coach for the Hurricanes. Caputo helped the 2006 GMU team to the NCAA Final Four and has made five total NCAA Tournament appearances with Larrañaga. Both Caputo and Larrañaga attended Archbishop Molloy High School (N.Y.) and played for legendary head coach Jack Curran.

COACHING COORDINATORS FOR MIAMI
Miami's assistant coaching staff is set up in a coordinator system, with Jamal Brunt as the offensive coordinator, Chris Caputo manning the defense and Adam Fisher handling the scout for every opponent. James Johnson is the dean of discipline.

DAVON REED TABBED TO NABC HONORS COURT

Senior Davon Reed was tabbed to the National Association of Basketball Coaches (NABC) 2015-16 NABC Honors Court, recognizing those student-athletes who excelled in academics during the past season.

Reed, from Ewing, N.J., is majoring in sport administration with a minor in marketing and communications at Miami. He is expected to graduate from The U in May of 2017, after a four-year basketball career with the Hurricanes.

Last season Reed was also named to the All-ACC Academic Men's Basketball Team and the All-ACC Academic Honor Roll. Following his junior campaign, he was listed on Miami's Dean's List (3.5+ GPA), Athletics Director Honor Roll (3.2+ GPA) and Book Buster Honor Roll (3.0+ GPA).

McCLELLAN ON NBA OPENING DAY ROSTER

Miami graduate Sheldon McClellan signed a partially guaranteed contract with the Washington Wizards, and on the NBA's opening day, McClellan played in his first professional game. Against Atlanta, he scored seven points and had a steal in four minutes.

NAVY SEALS TRAINING

The Miami basketball team went through a two-day training session with the Navy Seals on the UM campus in late August. The team worked out on both the land and in the swimming pool. Check out the highlight video here: https://youtu.be/VCZ_9t2FVRO.

IT'S ALL ABOUT LOCATION

Miami's complete 12-man roster includes players from three countries - Nigeria, Australia and the U.S., including eight states: Connecticut, Florida, Massachusetts, New Hampshire, New Jersey, New York, Pennsylvania.

EXCEEDING EXPECTATIONS

In the past five years, Coach Jim Larrañaga's Canes have exceeded preseason expectations every campaign. Larrañaga is the only coach in the ACC to finish above the preseason poll predictions every season, and has the largest margin of surpassing those expectations.

TOTAL	2015-16	14-15	13-14	12-13	AVG
Miami	2	4	2	4	3.0
Clemson	4	2	8	-3	2.75
Virginia	0	3	3	3	2.25
Virginia Tech	7	0	0	-2	1.25
Louisville	3	-1	N/A	N/A	0.5
Georgia Tech	1	-1	0	0	0.0
Wake Forest	-3	0	1	1	-0.25
Boston College	0	1	-6	4	-0.25
Syracuse	0	-3	0	N/A	-0.75
Pittsburgh	0	-5	1	N/A	-1.00
North Carolina	0	-3	-1	0	-1.00
NC State	-5	2	3	-4	-1.00
Duke	-2	-1	-2	0	-1.25
Notre Dame	-2	4	-8	N/A	-1.5
Florida State	-5	-2	0	-2	-2.25

Key: A fifth-place prediction and second-place finish = +3

CANES RECRUIT TOP-15 CLASS FOR 2016-17

In the fall of 2015, Miami signed one of the top 15 recruiting classes in the country, with 247Sports ranking the class No. 9, Scout at No. 10, ESPN at No. 13 and Rivals at No. 13. The 2016 class rankings topped Miami's best mark from 2005, when the Canes signed four four-star recruits - Jimmy Graham, Brian Asbury, Adrian Thomas and Denis Clemente - in a class that was ranked No. 12 in the nation by Scout. In 2009, Miami's signing class was nationally ranked No. 19 by Scout and No. 24 by ESPN. That

UM RECORDS	GAME	ACC GAME
POINTS SCORED	59 - Rick Barry vs. Rollins, 1965	35 - Jack McClinton vs. North Carolina 02/15/09
FIELD GOAL %	1.000 (7-7) - Raymond Hicks vs. NC A&T, 2008	.900 (9-10) - Reggie Johnson at Duke 01/02/11
3-POINT FG	9 - Johnny Hemsley vs. Lafayette, 1999	7 (3x) last - Jack McClinton vs. UNC 02/15/09
3-POINT FG%	1.000 (5-5) (6x) last - James Palmer at Virginia Tech, 3/7/15	
FT MADE	22 (2x) last - Rick Barry vs. Florida Southern, 1965	16 - Jack McClinton vs. NC State 03/07/09
FT %	1.000 (16-16) - Jack McClinton vs. NC State, 2009.000 (16-16) - Jack McClinton vs. NC State 03/07/09	
REBOUNDS	29 - Rick Barry vs. Oklahoma City, 1965	17 - Tonye Jekiri vs. Clemson 02/08/15
ASSISTS	14 - Michael Gardner vs. Pittsburgh, 1993	9 (3x) last - Shane Larkin vs. North Carolina 02/09/13
STEALS	9 - Jerome Scott vs. FIU, 1991	6 - Shane Larkin at North Carolina 01/10/12
BLOCKED SHOTS	13 - Anthony King vs. Florida Atlantic, 2004	6 - Anthony King vs. Florida State 01/15/05



2015-16 IN REVIEW

2015-16 TEAM HIGHLIGHTS

- First team in Miami history to sell out its home arena for the entire season.
- Third squad in Miami history to play in the Sweet 16.
- 24 regular season wins tied with the 2012-13 season for the most in Miami history.
- 13 wins in ACC play were the second-most in school history, behind 15 in 2012-13.
- Perfect 9-0 at home in ACC play, 15-1 at home overall.
- Defeated five ranked teams: No. 3 Virginia, No. 11 Louisville, No. 16 Utah, No. 22/20 Butler and No. 24/20 Duke, with back-to-back wins over Virginia and Louisville.
- Ranked in the polls a school record 17 straight weeks. Ranked top-15 for a school record 14 weeks.
- Won the Puerto Rico Tip Off, defeating No. 16 Utah, No. 22/20 Butler and Mississippi State by 20.0 points per game. Puerto Rico native Angel Rodriguez was named MVP.
- Won ACC/Big Ten Challenge game at Nebraska, 77-72, in overtime.
- Defeated in-state rival Florida, which was receiving votes at the time.
- Posted 11-1 non-conference regular season record with only loss on a buzzer-beater vs. Northeastern. The Canes were 6-1 at home, 2-0 on the road and 3-0 at neutral sites.
- Coach L named ACC Coach of the Year for second time in four seasons.
- Sheldon McClellan named to the USBWA All-District Team and Coach Larrañaga recognized as District IV Coach of the Year.
- Three players - Sheldon McClellan, Tonye Jekiri and Angel Rodriguez - named All-ACC, while Jekiri was on the ACC Defensive Team. Davon Reed was on the All-ACC Academic Team.
- Sheldon McClellan named to the 2016 ACC All-Tournament Second Team.

MIAMI POSTS THIRD 25-WIN SEASON

Coach Jim Larrañaga posted his third 25-win season and fourth 20-win season in five years at The U. This was also his fifth-career 25-win season and 10th-career 20-win campaign. Larrañaga is just the second coach in Miami history with four 20-win seasons, joining Bruce Hale (1954-67), and is the only Miami coach with a 25-win year.

This was Miami's third 25-win campaign (all under Coach L) and seventh 20-win season since joining the ACC for the 2004-05 campaign.

13+ ACC WINS FOR THE SECOND TIME UNDER COACH L

Miami won 13 games in ACC play for just the second time in school history, along with 15 wins in 2012-13. In five seasons under Larrañaga, the Canes have won seven-or-more ACC games each season. Prior to the arrival of Coach L, Miami had never won 10 ACC games in a season.

TIED FOR MOST REGULAR-SEASON WINS

Miami was 24-5 in the regular season, tied with the 24-6 record in 2012-13 for the most regular-season wins in Hurricanes history. In Larrañaga's five seasons, the Canes have the following records in the regular season: 2015-16: 24-5; 2014-15: 20-11; 2013-14: 16-15; 2012-13: 24-6; 2011-12: 18-11.

BEST FG SHOOTING PERCENTAGE IN 27 YEARS

The Canes made 47.9 percent (907-1895) from the field, the best in Miami's history since the 1988-89 season when UM hit 49.2 percent (1024-2083) of its shots.

Miami's 74.9 percent clip (578-772) at the line was the best since 77.1 percent (523-678) in 2001-02.

THE HURRICANES IN THE NCAA TOURNAMENT

The Canes were a No. 3 seed for the first time in UM history. Miami's highest seed was No. 2, in 2013 and 1999.

The Canes played in the NCAA Tournament for the eighth time.

Miami is 8-8 in NCAA Tournament play.

Miami played in its third Sweet 16, has played in the second round five times and played just one game three times.

Under head coach Jim Larrañaga, Miami is 4-2 in the NCAA Tournament in just four seasons. The Hurricanes were 4-6 in their first six appearances.

UM has won at least one game in the NCAA Tournament in five of eight appearances, including three straight and in five of the last six.

UM has won five of its last eight games in the NCAA Tournament after going 2-1 in 2013 and 1-1 in 2008.

Five different coaches have led Miami to its eight NCAA appearances. Leonard Hamilton (3: 1998-00) and Jim Larrañaga (2: 2013, 2016) are the only coaches to lead the Canes to multiple NCAA berths.

Miami and Texas A&M were the only two schools among top-three seeds who did not play in the NCAA Tournament in 2014-15.

MIAMI CONTINUES TO EXCEED EXPECTATIONS

Miami was a 3-seed in the 2016 NCAA Tournament, one of five teams among the 12 top three-seeds that was not ranked in the AP preseason poll.

ALL-ACC AWARDS FOR THE HURRICANES

Coach Jim Larrañaga was named the ACC Coach of the Year for the second time in four seasons, while three players earned postseason honors. Coach Jim Larrañaga - Coach of the Year (ACSMA/Coaches); Tonye Jekiri - All-Defensive Team (ACSMA/Coaches); Sheldon McClellan - Second Team All-ACC (ACSMA/Coaches); Angel Rodriguez - Third Team All-ACC (ACSMA); Tonye Jekiri - Honorable Mention (ACSMA/Coaches). Since joining the league in 2004-05, Miami has had 34 honorees on ACC postseason award lists, 21 of whom have come under Coach L's watch, including five of Miami's six All-Defensive Team players. Jekiri is the only Hurricane to be named to that team twice.

JEKIRI EARNS MOST WINS IN PROGRAM HISTORY

In four seasons at Miami, Tonye Jekiri won 96 games, the most of any Hurricane in school history. Jekiri was the only remaining player from the 2012-13 ACC Championship and NCAA Sweet 16 team. That season, Jekiri did not play in a pair of games, playing in just 27 wins individually. He played in every victory since, with 17 as a sophomore, 25 as a junior and 27 as a senior.

MCCLELLAN 11TH-MOST EFFICIENT PLAYER IN THE NATION, 180 PLAYER

Sheldon McClellan was the 11th-most efficient offensive player in the nation among players with 20 percent-or-more possessions used, according to KenPom.com. He was also the third most efficient player in the ACC overall, and No. 30 in the nation. McClellan was 17th in the ACC (league games only) in 2-point field goal percentage (54.6), ninth in true shooting percentage (60.7) and 10th in free throw percentage (83.5). He was fourth in the ACC in turnover rate (9.6).

McClellan also hit 56.7 percent from two, 38.9 percent from three and 83.8 percent at the line, adding up to 179.4, nearly the mark of an 180 player.

NEWTON BEST SIXTH MAN IN THE COUNTRY

Dick Vitale lauded Miami sophomore Ja'Quan Newton as the "best sixth man in the country." Newton immensely improved his stats from his freshman year, and scored in double digits 21 times last season.

	GP	PPG	FG%	3FG	FT%	10+Pts	MPG
'15-16	30	10.8	46.9	9/26	73.4	21	22.8
'14-15	34	4.0	40.5	4/10	64.1	4	13.5

In the 10 ACC victories Newton played in (not vs. VT twice, Louisville and Notre Dame), he averaged 11.4 points and 2.3 assists per game, hitting 50.6 percent from the field. In the Canes' four losses he played in, he put up 6.8 points and 1.3 assists per outing, knocking down 26.5 percent of his shots.

REED NAMED TO ALL-ACC ACADEMIC TEAM

Davon Reed was named to the 2015-16 All-Atlantic Coast Conference Academic Men's Basketball team. The junior from Ewing, N.J., is majoring in sports administration.

HOOPS TEAMS COMBINE FOR HISTORIC SEASON

The 2015-16 season was the top combined year ever between Miami's men's and women's basketball programs. Together, they went 51-17, setting a school record for combined victories and winning percentage (.750). Additionally, it was the third time, joining 1997-98 and 2012-13, both teams reached the NCAA Tournament in the same season. Miami was one of 10 schools in the nation to have its men's team and women's team conclude the 2015-16 season ranked in the *USA TODAY* Coaches Poll, as they checked in at No. 8 and No. 24, respectively.

A YEAR TO REMEMBER

The 2015-16 season was the top combined season ever between Miami's men's and women's basketball programs. Together, they went 51-17, setting a school record for combined victories and winning percentage (.750). Additionally, it was the third time, joining 1997-98 and 2012-13, both teams reached the NCAA Tournament in the same year. Miami was one of 10 schools to have its men's team and women's team conclude 2015-16 ranked in the *USA TODAY* Coaches Poll, checking in at No. 8 and No. 24, respectively. The men had the second-most wins in a season in program history, while the women tied for the fifth-most.



MIAMI'S RECORD WHEN... RECORD	2016-17		COACH L	
	ALL	ACC	AT UM	ACC
All games	4-2		121-60	54-34
Home	2-0		65-20	31-13
Away	1-0		37-26	23-21
Neutral	1-2		20-13	
November	4-2		28-9	
December	--		21-9	0-1
January	--		23-14	21-14
February	--		27-15	26-15
March	--		23-11	7-4
April	--		0-1	--
Vs. Top 10 opponents	--		5-11	4-8
Vs. Top 25 opponents (includes Top 10)	0-1		13-25	8-17
Vs. RV opponents (either or both polls)	0-1		10-3	4-0
Vs. teams over .500 on game day	2-2		78-52	38-29
Vs. teams under .500 on game day	1-0		28-6	12-5
Vs. teams at .500 on game day	1-0		15-1	4-0
While UM is in the Top 25	--		42-16	25-10
While UM is RV (only)	4-2		23-6	4-1
Leading at halftime	3-0		90-13	36-10
Trailing at halftime	1-2		27-44	14-23
Tied at halftime	--		5-2	3-1
Single overtime	--		3-6	1-2
Double overtime	--		3-1	2-1
In overtime games (single+double)	--		6-7	3-3
Leading with 2:00 left in regulation	4-0		112-7	50-3
Trailing with 2:00 left in regulation	0-2		8-49	3-30
Tied with 2:00 left in regulation	--		2-1	0-1
UM shoots 50% or better from field	2-0		44-5	14-2
UM shoots 40-49% from field	2-0		63-17	34-14
UM shoots under 40% from field	0-2		15-37	6-18
Opp. shoots 50% or better from field	--		7-19	3-11
Opp. shoots 40-49% from field	1-2		53-27	27-15
Opp. shoots under 40% from field	3-0		63-13	24-8
UM shoots 70% or better from the line	2-1		79-30	33-17
UM shoots less than 70% from the line	2-1		43-29	30-16
UM makes more 3-point FGs	1-1		63-24	30-18
UM makes fewer 3-point FGs	2-1		39-23	18-13
3-point FGs are even	1-0		11-5	6-3
Four or more Canes in double figures	3-1		60-13	24-9
Three Canes score in double figures	1-0		45-22	23-9
Two or less Canes score in double figures	0-1		17-24	7-16
UM outrebounds opponent	4-2		80-21	30-13
Opp. outrebounds UM	1-0		37-38	22-21
Tied in rebounds	--		5-0	2-0
UM records 10 or more steals	1-0		20-4	7-1
UM records 15 or more assists	1-0		35-2	15-1
UM commits less than 15 turnovers	3-1		108-50	49-30
UM commits 15 or more turnovers	1-1		12-4	3-4
UM commits less turnovers than opp.	4-0		70-23	31-12
UM commits more turnovers than opp.	0-2		40-25	17-16
Tied in turnovers	--		12-10	6-6
UM scores 59 points or less	0-2		9-28	5-17
UM scores between 60-69 points	1-0		37-20	20-8
UM scores between 70-79 points	1-0		46-10	19-8
UM scores between 80-89 points	--		19-1	6-1
UM scores between 90-99 points	2-0		10-0	3-0
UM scores 100 or more points	--		1-0	0-0
Playing during the morning (11 a.m.)	0-1		1-1	
Playing during the afternoon	1-1		37-21	20-15
Playing in the evening (5 p.m. or later)	3-0		83-36	34-19
Games decided by three points or less	--		15-13	8-9
Games decided by four to 10 points	--		36-22	18-15
Games decided by 11-19 points	2-2		43-18	18-6
Games decided by more than 20 points	2-0		28-6	10-4

SINCE THE ARRIVAL OF COACH JIM LARRAÑAGA AT MIAMI IN 2011-12 ...

(only includes teams while in the ACC, not with previous conference affiliations)

- Miami won ACC Regular Season and ACC Tournament Championships in 2013.
- Miami has played in a pair of NCAA Sweet 16 games, in 2013 and 2016.
- Miami has 35 overall road wins, the most in the conference, leading 34 from North Carolina, 33 by Virginia and 31 from Duke.
- Miami has posted an 8-6 combined record against Duke (4-2) and North Carolina (4-4).
- Miami has the fourth-most ACC wins (54) in league play, behind Duke (66), Virginia (65) and North Carolina (64).
- Miami has the fourth-most ACC road wins (23) in league play, behind Duke (29), North Carolina (29) and Virginia (25).
- Miami has the fourth-most ACC home wins (31), behind Virginia (40), Duke (37) and North Carolina (35).
- Miami is one of four schools with seven-or-more wins in the ACC Tournament: North Carolina 10, NC State 8, Miami 7 and Florida State 7.
- Miami is one of six ACC schools with a winning record in the NCAA Tournament: Duke, Louisville, Miami, North Carolina, NC State and Notre Dame.
- Miami's seeds in the ACC Tournament have been No. 1, No. 3, No. 6 (2x) and No. 10.
- Miami is one of 10 ACC teams to make an NCAA tournament appearance.
- Miami played in the championship game of the NIT in 2015.
- ACC Selections: Two ACC Coach of the Year, one ACC Player of the Year, ACC Defensive Player of the Year, one ACC Tournament MVP, four ACC All-Tournament, one first-team All-ACC, two second-team All-ACC, four third-team All-ACC, six honorable mention All-ACC, one ACC All-Rookie Team and five ACC All-Defensive Team.
- Miami has the most lopsided win over Duke (27 points) and second-most lopsided wins over North Carolina (26 points) and Florida State (24 points) of any ACC team.
- Miami has won eight ACC games by 20-or-more points: Boston College (27, 22, 22 and 21), Duke (27), North Carolina (26), Florida State (24) and Virginia Tech (24).
- Won at Cameron Indoor Stadium twice. Dealt Duke two of its five overall, and three ACC, losses by 16-plus points. Scored 90 points against Duke twice. Dealt Duke its last two regular-season losses by 16-or-more points: 27 (90-63) on Jan. 23, 2013 at Miami, and 16 (90-74) on Jan. 13, 2015 at Duke.
- All 20 seniors have earned academic degrees from UM: Garrius Adams, Raphael Akpejori, Rion Brown, Ivan Cruz Uceda, Julian Gamble, Malcolm Grant, Justin Heller, Tonye Jekiri, Reggie Johnson, DeQuan Jones, Kenny Kadji, Donnavan Kirk, Sheldon McClellan, Kamari Murphy, Trey McKinney Jones, Ryan Quiglar, Angel Rodriguez, Durand Scott, Erik Swoope and Joe Thomas.

In the five years prior to the arrival of Coach L (2006-11) ...

- Miami tied for the 10th-most ACC wins (29) in the league, tied with Georgia Tech (29), and ahead of NC State (25).
- Miami recorded 95 overall wins, seventh-most in the ACC.
- Miami's seeds in the ACC Tournament were No. 5, No. 8, No. 9 (2x) and No. 12.
- Miami was 1-14 combined vs. Duke and UNC.
- Miami had one first-team All-ACC, one second-team All-ACC, two third-team All-ACC, one honorable mention All-ACC, one ACC All-Rookie Team and one ACC All-Tournament Team selection.

COACH LARRAÑAGA'S MILESTONE VICTORIES

Victory	Date	Opponent	Score	School
50	02/10/88	Miami (Ohio)	65-59	Bowling Green
100	02/23/91	Kent State	84-57	Bowling Green
150	12/22/94	at Ohio State	59-50	Bowling Green
200	12/27/97	Northeastern	66-60	George Mason
250	12/20/00	Coastal Carolina	81-65	George Mason
300	12/02/03	East Carolina	76-65	George Mason
350	01/26/06	William & Mary	81-58	George Mason
400	02/27/08	William & Mary	68-59	George Mason
450	12/08/10	Loyola (Md.)	66-52	George Mason
500	01/05/12	at Georgia Tech	62-49	Miami
550	01/24/15	at Syracuse	66-62	Miami

100th win at Miami Co. of Charleston, 12/19/15 85-63



THE LAST TIME ...

Player Scored 30 Points

Miami Sheldon McClellan (31), at Charlotte, 11/25/14
Opponent Seth Allen (31), vs. Virginia Tech, 3/10/16

Player Scored 35 Points

Miami Jack McClinton (35) vs. North Carolina, 3/15/09
Opponent Xavier Rathan-Mayes (35) Florida State, 2/25/15

Player Scored 40 Points

Miami Darius Rice (43) vs. Connecticut, 1/20/03
Opponent Sean Singletary (41), Virginia, 3/1/08

Two Players Scored 20 Points

Miami Angel Rodriguez (27), Sheldon McClellan (20) vs. Buffalo, 3/17/16
Opponent Kris Jenkins (21), Ryan Arcidiacono (21), Villanova, 3/24/16

Three Players Scored 20 Points

Miami Dwayne Collins (23), Brian Asbury (21), Jack McClinton (20) vs. Virginia Tech, 1/25/09
Opponent Travis Mays (40), Alvin Heggis (22), Lance Blanks (21), Texas, 2/22/89

Five (not 5+) Players Scored in Double Figures

Miami Ja'Quan Newton (18), Bruce Brown (15), Dewan Huell (11),
DJ Vasiljevic (11), Davon Reed (11) vs Penn, 11/19/16
Opponent Shawn Long (21), Jay Wright (13), Kasey Shepherd (12),
Bryce Washington (11), Devonta Walker (11) vs. Louisiana 11/16/15

Six (not 6+) Players Scored in Double Figures

Miami Davon Reed (19), Angel Rodriguez (18), Sheldon McClellan (16),
Ivan Cruz Uceda (13), Anthony Lawrence (12), Ja'Quan Newton (11)
vs. Louisiana 11/16/15

Seven+ Players Scored in Double Figures

Miami Sheldon McClellan (18), Ja'Quan Newton (15), James Palmer (14), Ebuka Izundu (11)
Angel Rodriguez (11), Ivan Cruz Uceda (10), Anthony Lawrence Jr. (10)
vs. Mississippi State 11/19/15

Player Grabbed 15 Rebounds

Miami Tonye Jekiri (17) at Boston College, 1/20/16
Opponent Brice Johnson (15) vs. North Carolina, 2/20/16

Two Players Grabbed 10 Rebounds

Miami Kamari Murphy (13), Davon Reed (12), vs. Buffalo, 3/17/16
Opponent Tyler Roberson (11), Tyler Lydon (10), Syracuse, 1/2/16

Three Players Grabbed 10 Rebounds

Miami Mark Richardson (11), Eric Brown (10), Joe Wylie (10) vs. FIU, 3/6/89
Opponent Matt Harpring (12), Dion Glover (10), Michael Maddox (10), Georgia Tech, 12/2/7/97

Player Had 10 Assists

Miami Angel Rodriguez (11), vs. Duke, 1/25/16
Opponent Kris Dunn (13), Providence, 12/22/14

Player Had 10 Blocks

Miami Anthony King (10) vs. Florida Atlantic, 11/29/04
Opponent Jarvis Varnado (10), Mississippi State, 12/13/07

Player Had a Double-Double

Miami Kamari Murphy (11 pts, 13 reb) and Davon Reed (10 pts, 12 reb) vs. Buffalo, 3/17/16
Opponent Reid Travis (11 pts, 10 reb) Stanford, 11/24/16

Player Had a Triple-Double

Miami Anthony King (11 pts, 10 reb, 13 blks) vs. Florida Atlantic, 11/29/04
Opponent Brendan Haywood (18 pts, 14 reb, 10 blks), North Carolina, 12/4/00

Two Players Had Double-Doubles

Miami Kamari Murphy (11 pts, 13 reb) and Davon Reed (10 pts, 12 reb) vs. Buffalo, 3/17/16
Opponent Brice Johnson (22 pts, 11 rebs) & J.P. Tokoto (10 pts, 10 rebs), North Carolina, 2/28/15

Team Scored 100 Points

Miami 105 vs. Mississippi State, 11/19/15
Opponent 105, North Carolina, 1/31/07

Team Scored 90-99 Points

Miami 94, at North Florida, 11/16/16
Opponent 92, Villanova, 3/24/16

Team Scored 50 Points in a Half

Miami 51 (2nd half) vs. Western Carolina, 11/11/16
Opponent 54 (2nd half) at North Carolina, 2/20/16

Team Shot 50 Percent in Both Halves

Miami .514 (19-37) / .581 (18-31) , at North Florida, 11/16/16
Opponent .64.0 (16-25) / .615 (16-26) vs. Villanova, 3/24/16

Team Shot 60 Percent in a Half

Miami .62.5 (15-24), second half, vs. Stanford, 11/24/16
Opponent .615 (16-26), second half, vs. Villanova, 3/24/16

Team Shot 70 Percent in a Half

Miami .739 (17-23), first half, at Florida State, 2/13/13

Team Shot 60 Percent in a Game

Miami .638 (30-47), at Florida State, 2/13/13
Opponent .627 (32-51), Villanova, 3/24/16

Team Shot Less Than 30 Percent in a Game

Miami .293 (12-41), vs. Eastern Kentucky, 12/19/14
Opponent .254 (17-67), vs. Western Carolina, 11/11/16

Team Won by 50+ Points

Miami 50, vs. Nova Southeastern, 11/16/09
Opponent 53, by Notre Dame, 2/22/86

Team won by 40-49 Points

Miami 49, vs. Western Carolina, 11/11/16
Opponent 41, at North Carolina, 1/31/07

Team Won by 30-39 Points

Miami 38, at North Florida, 11/16/16
Opponent 32, at Charlotte (11/28/00)

Overtime

Miami won in overtime 77-72 (OT) at Nebraska, 12/01/15
Miami lost in overtime 66-64 (OT) vs. Stanford, 4/2/15, NIT Championship

Rankings

Miami defeated a ranked opponent 73-65 vs. No. 11 Louisville, 2/27/16
Miami lost to a ranked opponent 56-73 vs. No. 21/22 Iowa State, 11/25/16
Miami defeated a top 5 opponent 64-61 vs. No. 3 Virginia, 2/22/16
Miami lost to a top 5 opponent 73-68 vs. No. 4 Virginia, 3/11/16

THE LAST TIME A MIAMI FRESHMAN ...

Scored 26+ Points: Durand Scott, 29, vs. North Carolina, 3/02/10
Scored 20-25 Points: Deandre Burnett, 21, vs. Green Bay, 12/6/14
Perfect from Field (5+ att): Reggie Johnson (RS), 8-of-8, vs. Wake Forest, 3/11/10
Perfect from 3-Pt (3+ att): Anthony Lawrence, 4-of-4, vs. Notre Dame, 2/3/16
10+ Rebounds: Reggie Johnson (RS), 12, vs. Virginia Tech, 03/12/10
10+ Assists: Durand Scott, 10, vs. North Carolina Central, 11/14/09
5-9 Assists: Bruce Brown, 5, vs. Western Carolina, 11/11/16
5+ Steals: Shane Larkin, 6, vs. North Carolina, 01/10/12
4+ Blocks: Raphael Akpejori, 4, McNeese State, 11/24/10
Double-Double: Julian Gamble (RS), 13 points, 13 rebounds, North Florida, 12/31/08



JIM LARRAÑAGA

Head Coach, Sixth Season
Providence, 1971

In his five seasons at The U, Coach Jim Larrañaga has led the Hurricanes to a pair of NCAA Sweet 16 appearances and won the 2013 ACC regular season and ACC Tournament titles. He has been named the AP, Naismith, USBWA and Henry Iba National Coach of the Year, twice was both the ACC and USBWA District Coach of the Year and was the 2013 NABC District Coach of the Year.

Larrañaga has posted three 25-win seasons at UM – the only Miami coach to do so – and five in his career. He also has recorded four 20-win campaigns at The U and 10 in his career. In conference action, the Canes have won nine-or-more league games in four-of-five seasons, while prior to the arrival of Coach L, Miami had never won more than eight ACC games in a season. Larrañaga has helped the Canes to 16 postseason victories, including four in the NCAA Tournament (two appearances), seven in the ACC Tournament (five) and five in the NIT (two).

Miami's 35 road wins in the past five seasons are the most among league teams, and in that time, the Canes are fourth in the conference in wins (54), and in both ACC home (31) and road (23) victories. In the five years prior to Coach L's arrival, when the ACC had only 12 teams, Miami was tied for 10th in ACC victories (29), and won just seven ACC road games.

In 2012-13, the Bronx, N.Y., native helped Miami to a No. 2 national ranking by both the AP and USA TODAY, and a No. 2 seed in the NCAA Tournament. He is the 10th coach in the last 10 years to lead two top-10 programs, as Miami was No. 2 on Feb. 18, 2013, and George Mason was No. 8 in the final top 25 poll in 2006.

Larrañaga came to Miami after serving as the head coach at George Mason for 14 seasons. He guided that program to five NCAA Tournament appearances (2011, 2008, 2006, 2001, 1999) - including an unprecedented run to the 2006 Final Four that captured the nation's attention, defeating Michigan State, North Carolina, Wichita State and UConn along the way. Following that run, he was selected the 2006 Clair Bee National Coach of the Year.

Larrañaga built the GMU Patriots' program into a perennial contender in the highly-regarded Colonial Athletic Association, winning more games than any other coach in program and conference history (273) en route to three conference titles (2008, 2001, 1999).

In 2006, Larrañaga became the first coach at a mid-major school to take his team to the Final Four in 27 years and earned an at-large berth for a CAA team for the first time in 20 years. Along the way, he led Mason to a school record in wins, the school's first-ever national ranking, George Mason's first-ever appearance in the top 10 and the school's first wins over top 10 teams.

Larrañaga previously served as the head coach at Bowling Green for 11 seasons (1986-1997) and at Division II American International for two seasons (1977-79). His first coaching opportunity came at Davidson College, where he served as an assistant coach to Terry Holland, then reunited with Holland as an assistant at Virginia from 1979-86. In 1976, he spent one season as player-coach for the Geronemo Basketball Club in Belgium.

A 1971 graduate of Providence College with a degree in economics, Larrañaga was a four-year letterman for the Friars. He graduated as the school's fifth all-time leading scorer with 1,258 points and was selected in the sixth round of the NBA Draft by the Detroit Pistons. He was inducted into the Providence College Hall of Fame in 1991.

Larrañaga, 67, and his wife, Liz, have two sons, Jay and John, and four grandchildren, Tia, James, Jon Temple and Henry. Jay played for his father at Bowling Green, was the head coach of the NBDL's Erie Bayhawks and his now an assistant coach with the Boston Celtics. Jon was a member of his father's George Mason teams from 1999-2003, earning First Team Academic All-American honors for NCAA Division I-AAA schools.

LARRAÑAGA FILE

HEAD COACH

2011-pres. Miami
1997-2011 George Mason
1986-97 Bowling Green
1977-79 American International

Assistant Coach

1979-86 Virginia
1971-76 Davidson

Player / Coach

1977 Geronemo Basketball Club (Belgium)

NCAA APPEARANCES

1999 - George Mason
2001 - George Mason
2006 - George Mason (Final Four)
2008 - George Mason
2011 - George Mason
2013 - Miami (Sweet 16)
2016 - Miami (Sweet 16)

NIT APPEARANCES

1990 - Bowling Green
1991 - Bowling Green
1997 - Bowling Green
2002 - George Mason
2004 - George Mason
2009 - George Mason
2012 - Miami
2015 - Miami (Championship game)

PLAYING CAREER

Geronemo Basketball Club (Belgium) 1976-77
Providence College, 1967-71
Archbishop Molloy, 1963-67

COACHING HONORS

AP, Naismith, Iba, Rupp Coach of the Year, 2013
NABC All-District II, 2013
USBWA District IV Coach of the Year, 2013, 2016
Clair Bee National Coach of the Year, 2006
ACC Coach of the Year, 2013, 2016
CAA Coach of the Year, 2011, 1999
MAC Coach of the Year, 1997
Seven NCAA tournament appearances
2016, 2013, 2011, 2008, 2006, 2001, 1999
Eight postseason NIT appearances
2015, 2012, 2009, 2004, 2002, 1997, 1991, 1990
Ten 20-win seasons

PERSONAL

Hometown Bronx, N.Y.
Born Oct. 2, 1949
Family Wife: Liz
Sons: Jay and Jon
Grandchildren: Tia, James, Jon Temple and Henry
Education Providence College, 1971, B.A. Economics
Archbishop Molloy High School, 1967



COACH JIM LARRAÑAGA

IN COACH JIM LARRAÑAGA'S FIRST FIVE SEASONS IN THE ACC

(Includes only seasons coaching at ACC schools during years as ACC member)

Among the 29 all-time ACC coaches with 100+ overall wins and 50+ ACC wins,

In just five years in the league, Coach L is ...

- No. 8 all-time in winning percentage in ACC Tournament games (.636)
- No. 9 all-time in winning percentage in ACC games only (.614)
- No. 25 all-time in ACC wins (54)
- No. 27 all-time in overall wins (118)
- one of 18 coaches to win multiple ACC Coach of the Year honors

Among the 29 all-time ACC coaches with 100+ overall and 50+ ACC victories,

in their first five years in the ACC,

Coach L is ...

- No. 2 in overall victories (118)
- No. 3 in ACC victories (54)
- tied for No. 4 in ACC Tournament victories (7)
- No. 5 in ACC Tournament winning percentage (.636)
- tied for No. 7 in ACC winning percentage (.614)
- No. 9 overall winning percentage (.674)

Coach L is one of five coaches who ...

- posted at least four 20-win seasons
- won at least seven ACC Tournament games

Coach L is one of seven coaches who ...

- won two-or-more ACC Coach of the Year honors

Coach L is one of eight coaches who had ...

- an overall winning season each year
- at least four ACC winning seasons

Among the seven current ACC coaches with five-plus years of experience,

in their first five seasons in the league,

Coach L is ...

- the only coach to win two ACC Coach of the Year honors
- No. 2 in overall wins (118), overall winning percentage (.674), ACC victories (54), winning percentage in ACC games only (.614)
- tied for No. 2 in ACC Championships (1)
- No. 3 in wins in the ACC Tournament (7)

Coach L is one of two coaches who had ...

- an overall winning season each year
- at least four ACC winning seasons

Coach L is one of three coaches who ...

- had at least four NCAA Tournament victories
- won an ACC Championship
- posted at least four 20-win seasons
- won at least seven ACC Tournament games

NOTABLE COLLEGE PLAYERS COACHED

Sheldon McClellan (Miami) - All-ACC Second Team, ACC Tournament Second Team

Shane Larkin (Miami) - NBA first round draft pick (18th overall), ACC Player of the Year, ACC Tournament MVP, finalist for Cousy, Naismith & Wooden awards, All-ACC First Team and All-ACC Defensive Team, Lute Olson National Player of the Year, AP and NABC All-American (Second team), Sporting News All-American (Third), ESPN, Wooden, Olson and Driesell Defensive All-American, USBWA All-District, Basketball Times All-District

Durand Scott (Miami) - ACC Defensive Player of the Year, ACC Tournament First Team, All-ACC Third Team

George Evans (George Mason) - Three-time CAA Player of the Year, CAA Rookie of the Year, three-time CAA Defensive Player of the Year, three-time CAA All-Defensive Team

Antonio Daniels (Bowling Green) - MAC Player of the Year, MAC Freshman of the Year

WINNINGEST ACTIVE COACHES AT MAJOR SCHOOLS

*Totals listed are prior to the 2016-17 season

Rank	Coach	*Wins
1.	Mike Krzyzewski, Duke	1,043
2.	Jim Boeheim, Syracuse	888
3.	Roy Williams, North Carolina	783
4.	Rick Pitino, Louisville	743
5.	Bob Huggins, West Virginia	719
6.	Cliff Ellis, Coastal Carolina	715
7.	John Calipari, Kentucky	662
8.	Rick Barnes, Tennessee	619
9.	Bill Self, Kansas	592
10.	Dana Altman, Oregon	564
11.	Jim Larrañaga, Miami	560
12.	Tubby Smith, Memphis	557
13.	Steve Fisher, San Diego State	552
14.	Fran Dunphy, Temple	524
15.	Tom Izzo, Michigan State	524

LARRAÑAGA YEAR-BY-YEAR

Year	School	Overall		Conference	Post Season
		W-L	W-L		
1977-78	American International	14-13			
1978-79	American International	13-13			
1986-87	Bowling Green	15-14	10-6	3	
1987-88	Bowling Green	12-16	7-9	t-5	
1988-89	Bowling Green	13-15	6-10	t-6	
1989-90	Bowling Green	18-11	9-7	t-3	NIT 0-1
1990-91	Bowling Green	17-13	9-7	t-4	NIT 0-1
1991-92	Bowling Green	14-15	8-8	5	
1992-93	Bowling Green	11-16	8-10	t-6	
1993-94	Bowling Green	18-10	12-6	t-2	
1994-95	Bowling Green	16-11	10-8	t-5	
1995-96	Bowling Green	14-13	9-9	t-6	
1996-97	Bowling Green	22-10	13-5	t-1	NIT 0-1
1997-98	George Mason	9-18	6-10	6	
1998-99	George Mason	19-11	13-3	1	NCAA 0-1
1999-00	George Mason	19-11	12-4	t-1	
2000-01	George Mason	18-12	11-5	3	NCAA 0-1
2001-02	George Mason	19-10	13-5	2	NIT 0-1
2002-03	George Mason	16-12	11-7	4	
2003-04	George Mason	23-10	12-6	3	NIT 2-1
2004-05	George Mason	16-13	10-8	6	
2005-06	George Mason	27-8	15-3	t-1	NCAA 4-1
2006-07	George Mason	18-15	9-9	5	
2007-08	George Mason	23-11	12-6	2	NCAA 0-1
2008-09	George Mason	22-11	13-5	2	NIT 0-1
2009-10	George Mason	17-15	12-6	4	CIT 0-1
2010-11	George Mason	27-7	16-2	1	NCAA 1-1
2011-12	Miami	20-13	9-7	t-4	NIT 1-1
2012-13	Miami	29-7	15-3	1	NCAA 2-1
2013-14	Miami	17-16	7-11	10	
2014-15	Miami	25-13	10-8	6	NIT 4-1
2015-16	Miami	27-8	13-5	t-2	NCAA 2-1
2016-17	Miami	4-2			
	Overall	592-393	320-198	16-16	

					NCAA 9-7
					NIT 7-8
					CIT 0-1

Years	Team	Record	W/L Pct.
2 years	American International	27-26	.509
11 years	Bowling Green	170-144	.541
14 years	George Mason	273-164	.625
6th year	Miami	122-59	.680
33rd year		592-393	.601

WINNINGEST COACHES AT MAJOR SCHOOLS

*Totals listed are prior to the 2016-17 season

	Name	*Total Wins
1.	Mike Krzyzewski	1,043
2.	Jim Boeheim	888
3.	Bob Knight	899
4.	Dean Smith	879
5.	Jim Calhoun	877
6.	Adolph Rupp	876
7.	Eddie Sutton	806
8.	Lefty Driesell	786
9.	Roy Williams	783
10.	Lute Olson	776
11.	Lou Henson	775
12.	Jerry Tarkanian	761
13.	E.A. Diddle	759
14.	Hank Iba	752
15.	Rick Pitino	743
16.	Ray Meyer	724
17.	Phog Allen	719
	Don Haskins	719
	Bob Huggins	719
20.	Cliff Ellis	715
21.	Mike Montgomery	676
22.	Denny Crum	675
23.	Ralph Miller	674
24.	Gary Williams	668
25.	John Wooden	664
26.	John Calipari	662
27.	Hugh Durham	634
	Norm Stewart	634
29.	Stew Morrill	620
30.	Rick Barnes	619
31.	Billy Tubbs	609
32.	Slats Gill	599
33.	Tom Davis	597
34.	John Thompson	596
35.	Thomas Penders	594
36.	Guy Lewis	592
	Bill Self	592
38.	Lon Kruger	590
39.	Bobby Cremins	586
40.	Gale Catlett	565
41.	Dana Altman	564
42.	Jim Larrañaga	560
43.	Tony Hinkle	558
	Norm Sloan	558
45.	Tubby Smith	557
46.	Steve Fisher	552
47.	Gene Keady	550
48.	Frank McGuire	549
49.	Dave Bliss	526
	Lou Carnesecca	526



Official Basketball Box Score -- Game Totals -- Final Statistics

Barry 62
Player: Arié WILLIAMS, Elvar FRIDRIKSSON, Daniel MORTENSEN, Kenan GIZONJIC, Adrian GONZALEZ, Josh IRVING, David SACHS, Evan WALSHE, Sawyer GLICK, Kooper GLICK, Marko TOMIC, Theo TURNER, David MOYA, Bryce ANDREWS, Jonathan NUNEZ
Team: 20-60 13-35 9-12 10 23 33 26 62 15 1 1 200

FG % 1st Half: 10-32 31.3% 2nd Half: 10-28 35.7% Game: 20-60 33.3%
3FG % 1st Half: 5-14 35.7% 2nd Half: 8-21 38.1% Game: 13-35 37.1%
FT % 1st Half: 6-8 75.0% 2nd Half: 3-4 75.0% Game: 9-12 75.0%

Miami 73

Player: Ja'Quan Newton, Anthony Lawrence, Davon Reed, Ebuka Izundu, Kamari Murphy, Rashad Muhammad, DJ Vasiljevic, Bruce Brown, Rodney Miller, Dewan Huell
Team: 25-48 17-12 16-27 7 32 39 20 73 13 15 3 200

FG % 1st Half: 14-25 56.0% 2nd Half: 11-23 47.8% Game: 25-48 52.1%
3FG % 1st Half: 4-7 57.1% 2nd Half: 5-15 60.0% Game: 9-22 40.9%
FT % 1st Half: 6-12 50.0% 2nd Half: 10-15 66.7% Game: 16-27 59.3%

Officials: Louie Andrankos, Jeff Nichols, Trey Styons
Technical fouls: Barry-None, Miami-None.
Attendance: 6542

Score by periods: 1st 2nd Total
Barry 31 31 62
Miami 38 35 73

Barry FG - BARRY 62: 2nd-01:06, UM 2nd-02:01.
Largest lead - BARRY 62: 15 BARRY 62: 00:00.
BARRY-MB led for 00:00. UM led for 39:19. Game was tied for 00:24.

Official Basketball Box Score -- Game Totals -- Final Statistics

Western Carolina vs Miami
Western Carolina 43 • 0-1
Player: Elijah Pughley, Anthony Harrison, Marc Gosselin, Deriece Parks, Charlene Brooks, Maurice Smith, Jason McMillan, Jesse Delach, Devonte Fuller, Onno Steger, Valim Olcan, Adam Sledz
Team: 17-67 7-33 2-3 14 22 36 29 43 10 16 3 200

FG % 1st Half: 8-35 22.9% 2nd Half: 9-32 28.1% Game: 17-67 25.4%
3FG % 1st Half: 2-15 13.3% 2nd Half: 5-18 27.8% Game: 7-33 21.2%
FT % 1st Half: 0-1 0.0% 2nd Half: 2-4 100.0% Game: 2-3 66.7%

Miami 92 • 1-0

Player: Ja'Quan Newton, Anthony Lawrence, Davon Reed, Ebuka Izundu, Kamari Murphy, Mike Robinson, DJ Vasiljevic, Rodney Miller, Dewan Huell, Chris Stowell
Team: 31-62 11-23 24-36 15 37 52 15 92 15 18 9 200

FG % 1st Half: 14-33 42.4% 2nd Half: 17-29 58.6% Game: 31-62 50.0%
3FG % 1st Half: 4-9 44.4% 2nd Half: 4-10 50.0% Game: 8-19 46.2%
FT % 1st Half: 9-15 60.0% 2nd Half: 15-21 71.4% Game: 24-36 66.7%

Officials: Bill Covington Jr., Sean Hull, Bill McCarthy
Technical fouls: Western Carolina-None, Miami-None.
Attendance: 2436

Score by periods: 1st 2nd Total
Western Carolina 18 25 43
Miami 41 51 92

Barry FG - WCU 2nd-00:16, UM 2nd-00:30.
Largest lead - WCU 16: UM led for 38:00. Game was tied for 00:00.
WCU led for 00:00. UM led for 38:00. Game was tied for 00:00.

Official Basketball Box Score -- Game Totals -- Final Statistics

Miami vs North Florida
Miami 94 • 2-0-0
Player: Kamari Murphy, Ebuka Izundu, Ja'Quan Newton, Anthony Lawrence, Davon Reed, Mike Robinson, Bruce Brown, Rodney Miller, Dewan Huell, Chris Stowell
Team: 37-68 7-20 13-16 15 31 46 19 94 14 10 2 9 200

FG % 1st Half: 19-37 51.4% 2nd Half: 18-31 58.1% Game: 37-68 54.4%
3FG % 1st Half: 6-11 54.5% 2nd Half: 1-9 11.1% Game: 7-20 35.0%
FT % 1st Half: 4-7 57.1% 2nd Half: 9-9 100.0% Game: 13-16 81.3%

North Florida 56 • 1-2

Player: DAVENPORT, Chris, BANKS, Romeo, BODAGER, Aaron, MOORE, Dallas, MALONGA, Nick, ODOM, Karlos, FISHER, CJ, BLOUNT, Osborn, SAMS, Garrett, HORNE, Aaron
Team: 21-61 7-24 7-13 13 18 31 17 56 9 14 5 2 200

FG % 1st Half: 8-27 29.6% 2nd Half: 13-34 38.2% Game: 21-61 34.4%
3FG % 1st Half: 1-10 10.0% 2nd Half: 6-14 42.9% Game: 7-24 29.2%
FT % 1st Half: 3-5 60.0% 2nd Half: 4-8 50.0% Game: 7-13 53.8%

Officials: Jeffery Anderson, John Higgins, Alfred Smith
Technical fouls: Miami-Davon Reed, North Florida-DAVENPORT, Chris.
Attendance: 3148

Score by periods: 1st 2nd Total
Miami 48 46 94
North Florida 20 36 56

Barry FG - UM 2nd-00:15, UM 2nd-00:00.
Largest lead - UM 48: 2nd-00:15, UNF 2nd-00:00.
UM led for 39:36. UNF led for 00:00. Game was tied for 00:24.

Official Basketball Box Score -- Game Totals -- Final Statistics

Penn vs Miami
Penn 66 • 0-2-0
Player: Donahue, Jackson, Wood, Caleb, MacDonald, Matt, Howard, Matt, Brodeur, AJ, Rothschild, Max, Silpe, Jake, Foreman, Darnell, Hamilton, Tyler, Goodman, Devon, Jones, Sam
Team: 22-56 9-23 9-13 12 22 34 14 62 12 21 4 9 200

FG % 1st Half: 9-28 32.1% 2nd Half: 13-28 46.4% Game: 22-56 39.3%
3FG % 1st Half: 3-13 23.1% 2nd Half: 6-10 60.0% Game: 9-23 39.1%
FT % 1st Half: 2-2 100.0% 2nd Half: 7-11 63.6% Game: 9-13 69.2%

Miami 74 • 3-0

Player: Newton, Ja'Quan, Lawrence, Anthony, Reed, Davon, Brown, Bruce, Murphy, Kamari, Vasiljevic, DJ, Miller, Rodney, Huell, Dewan
Team: 28-62 6-20 12-13 12 25 37 14 74 10 16 5 11 200

FG % 1st Half: 12-36 33.3% 2nd Half: 16-26 61.5% Game: 28-62 45.2%
3FG % 1st Half: 1-8 12.5% 2nd Half: 5-12 41.7% Game: 6-20 30.0%
FT % 1st Half: 3-3 100.0% 2nd Half: 9-10 90.0% Game: 12-13 92.3%

Officials: Ted Valentine, Patrick Adams, Bert Smith
Technical fouls: Penn-None, Miami-None.
Attendance: 6753

Score by periods: 1st 2nd Total
Penn 23 39 62
Miami 28 46 74

Barry FG - PENN 2nd-00:48, UM 2nd-04:15.
Largest lead - PENN 4: UM led for 16:13, UM by 23:00-08:38.
PENN led for 03:12. UM led for 33:49. Game was tied for 02:59.

Official Basketball Box Score -- Game Totals -- Final Statistics

STANFORD vs Miami
STANFORD 53 • 4-1
Player: Humphrey, Michael, Travis, Reid, Sanders, Christian, Pickens, Dorian, Allen, Marcus, Cartwright, Robert, Sherriff, Marcus, Sharma, Josh, Walker, Cameron, Verhoeven, Grant
Team: 21-51 3-12 8-11 9 25 34 25 53 10 18 2 5 200

FG % 1st Half: 11-27 40.7% 2nd Half: 10-24 41.7% Game: 21-51 41.2%
3FG % 1st Half: 3-7 42.9% 2nd Half: 0-5 0.0% Game: 3-12 25.0%
FT % 1st Half: 2-2 100.0% 2nd Half: 6-9 66.7% Game: 8-11 72.7%

Miami 67 • 4-0

Player: Kamari Murphy, Ebuka Izundu, Ja'Quan Newton, Anthony Lawrence, Davon Reed, DJ Vasiljevic, Bruce Brown, Dewan Huell
Team: 23-50 5-13 16-24 7 23 30 18 67 7 11 4 8 200

FG % 1st Half: 8-26 30.8% 2nd Half: 15-24 62.5% Game: 23-50 46.0%
3FG % 1st Half: 1-4 25.0% 2nd Half: 4-9 44.4% Game: 5-13 38.5%
FT % 1st Half: 6-10 60.0% 2nd Half: 10-14 71.4% Game: 16-24 66.7%

Officials: Karl Hess, Terry Wymer, Ron Tyburski
Technical fouls: STANFORD-None, Miami-None.
Attendance: 2436

Score by periods: 1st 2nd Total
STANFORD 27 26 53
Miami 23 44 67

Barry FG - STANFORD 2nd-06:15, UM 2nd-02:31.
Largest lead - STANFORD by 9:10-06:59, UM by 57:24-02:33.
STANFORD led for 20:32. UM led for 12:12. Game was tied for 06:56.

Official Basketball Box Score -- Game Totals -- Final Statistics

Iowa State 73 • 5-0
Player: Holden, Merrill, Morris, Monte, Mitrou-Lonn, Naz, Thomas, Matt, Burton, Deonte, Weiler-Babb, Nick, Jackson, Donovan, Bowie, Darrell
Team: 25-61 8-19 15-18 8 29 37 21 73 10 10 1 10 200

FG % 1st Half: 12-30 40.0% 2nd Half: 13-31 41.9% Game: 25-61 41.0%
3FG % 1st Half: 6-9 75.0% 2nd Half: 12-11 18.2% Game: 18-19 94.7%
FT % 1st Half: 7-7 100.0% 2nd Half: 10-11 90.9% Game: 17-18 94.4%

Miami 56 • 4-1

Player: Kamari Murphy, Ebuka Izundu, Ja'Quan Newton, Anthony Lawrence, Davon Reed, DJ Vasiljevic, Bruce Brown, Dewan Huell
Team: 18-50 2-16 18-22 8 29 37 18 56 6 19 2 7 200

FG % 1st Half: 10-25 40.0% 2nd Half: 8-25 32.0% Game: 18-50 36.0%
3FG % 1st Half: 2-9 22.2% 2nd Half: 0-7 0.0% Game: 2-16 12.5%
FT % 1st Half: 7-9 77.8% 2nd Half: 11-13 84.6% Game: 18-22 81.8%

Officials: James Breeding, Tim Nestor, Brent Hampton
Technical fouls: Iowa State-Thomas, Matt; Miami-None.
Attendance: 2436

Score by periods: 1st 2nd Total
Iowa State 35 38 73
Miami 29 27 56

Barry FG - ISU 2nd-01:20, UM 2nd-00:32.
Largest lead - ISU 35: 2nd-01:20, UM by 5:10-02:48.
ISU led for 31:15. UM led for 05:57. Game was tied for 02:48.

Official Basketball Box Score -- Game Totals -- Final Statistics

Miami vs Florida
Miami 56 • 4-2
Player: Kamari Murphy, Ja'Quan Newton, Anthony Lawrence, Davon Reed, Bruce Brown, DJ Vasiljevic, Rodney Miller, Ebuka Izundu, Dewan Huell
Team: 23-61 4-14 9-16 21 37 16 56 8 13 2 4 200

FG % 1st Half: 11-29 37.9% 2nd Half: 12-32 37.5% Game: 23-61 37.7%
3FG % 1st Half: 2-7 28.6% 2nd Half: 2-7 28.6% Game: 4-14 28.6%
FT % 1st Half: 6-9 66.7% 2nd Half: 0-0 0.0% Game: 6-9 66.7%

Florida 65 • 6-1

Player: Hill, Kasey, Robinson, Devin, Leon, Justin, Egbunu, John, Allen, KeVaughn, Hester, Eric, Chiozza, Chris, Hayes, Kevarrius, Barry, Canyon, Stone, Keith
Team: 24-52 3-9 14-20 9 24 33 15 65 11 9 11 9 200

FG % 1st Half: 13-28 46.4% 2nd Half: 11-24 45.8% Game: 24-52 46.2%
3FG % 1st Half: 3-7 42.9% 2nd Half: 3-9 33.3% Game: 3-13 23.1%
FT % 1st Half: 5-8 62.5% 2nd Half: 9-12 75.0% Game: 14-20 70.0%

Officials: Zoltan Steed, Brent Hampton, Chris Beaver
Technical fouls: Miami-None, Florida-None.
Attendance: 2436

Score by periods: 1st 2nd Total
Miami 30 26 56
Florida 31 34 65

Barry FG - UM 2nd-00:40, UF 2nd-01:28.
Largest lead - UM by 8:14-14:50, UF by 10:20-00:47.
UM led for 27:52. UF led for 18:31. Game was tied for 03:17.

U
2016-17 MIAMI HURRICANES



0

JA'QUAN NEWTON
Jr. | G | 6-2 | 187
Philadelphia, Pa.
Neumann-Goretti HS



2

MIKE ROBINSON
So. | G | 5-10 | 170
New Britain, Conn.
New Britain HS



3

ANTHONY LAWRENCE, JR.
So. | G | 6-7 | 210
St. Petersburg, Fla.
Lakewood Senior HS



4

DEJAN "DJ" VASILJEVIC
Fr. | G | 6-3 | 198
Melbourne, Australia
Australian Institute of Sport



5

DAVON REED
Sr. | G | 6-6 | 220
Ewing, N.J.
Princeton Day School



11

BRUCE BROWN
Fr. | G | 6-5 | 190
Boston, Mass.
Vermont Academy



12

MICHAEL GILMORE
Jr. | F | 6-8 | 208
Jacksonville, Fla.
VCU | Rickards HS



14

RODNEY MILLER, JR.
Fr. | C | 7-0 | 258
Laurelton, N.Y.
Oak Hill Academy



15

EBUKA IZUNDU
So. | C | 6-10 | 231
Charlotte, N.C. | Nigeria
Victory Christian Center




20

DEWAN HUELL
Fr. | F | 6-11 | 220
Miami, Fla.
Miami Norland HS



21

KAMARI MURPHY
RSr. | F | 6-8 | 220
Brooklyn, N.Y.
Oklahoma State | IMG | Lincoln HS



35

CHRIS STOWELL
Jr. | F | 6-6 | 208
Exeter, N.H.
Tilton School | Exeter



JIM LARRAÑAGA
Head Coach



CHRIS CAPUTO
Associate Head Coach




JAMAL BRUNT
Assistant Coach



ADAM FISHER
Assistant Coach



JAMES JOHNSON
Director of Operations



11 BRUCE BROWN

Fr. | 6-5 | 190 | Guard
Boston, Mass. | Vermont Academy

2016 Jordan Brand Classic All-American

- Playing both point guard and two guard at Miami.
 - Feisty defender. Competitive mentality. Active rebounder from the guard position.
 - Offensively can get past defenders and finish at the rim.
 - Boasts a 6-8 wingspan.
 - Bench: 275 lbs. Added 50 lbs on bench since arrival at UM in July 2016.
 - Increased 185 bench from eight reps to 16 from July to October 2016.
 - Vertical: 42-inches, on 3-step approach.
 - Five-star shooting guard at Vermont Academy in Saxton's River, Vt. Played at Vermont Academy two seasons.
 - Ranked No. 30 by ESPN, No. 44 per Scout and No. 49 by Rivals.
 - Won 2016 New England Prep School Basketball Class AA State Tournament.
 - Named 2016 NEPSAC Tournament MVP ... First Team All-NEPSAC.
 - Nike Basketball Academy, the NBPA Top 100 Camp and Nike Elite 100.
 - Second Team All-EYBL performer playing for Boston Amateur Basketball Club ... With BABC at the Peach Jam in 2015, averaged 15.6 points, 5.6 rebounds, 2.0 steals, 1.8 assists and 1.4 blocks per game.
 - Multi-sport athlete at Wakefield High School two years ... Played wide receiver and strong safety on the football team ... Also played baseball and JV soccer.
 - Born Aug. 15, 1996 in Boston. Son of Roberta Brown and Bruce Brown. Brother to 10 siblings. Cousin of Jalen Adams (UConn).
 - Started playing basketball at age six, first dunk was in eighth grade.
- Favorites: Athlete: Russell Westbrook. Athlete in another sport: Neymar. Pro sports team: Patriots. Meal: Fried chicken / mac & cheese. Midnight snack: Zebra cakes. Video game: FIFA. Ice Cream: Vanilla. Cereal: Frosted Cheerios. Movie: Friday. TV Show: SportsCenter.
- When I played ball as a kid, I pretended I was: Rajon Rondo. When I was little, I wanted to be a: Police officer.

BROWN HIGHS

Points

Season: 15 (2x) last vs. Florida, 11/27/16
ACC:

Rebounds

Season: 8, vs. Western Carolina, 11/11/16
ACC:

Assists

Season: 5, vs. Western Carolina, 11/11/16
ACC:

Steals

Season: 3, vs. Penn, 11/19/16
ACC:

Blocked Shots

Season: 3, vs. Penn, 11/19/16
ACC:

Field Goals

Season: 6 (2x) last vs. Florida, 11/27/16
ACC:

Field Goal Attempts

Season: 13, vs. Florida, 11/27/16
ACC:

Free Throws

Season: 4, vs. Stanford, 11/24/16
ACC:

Free Throw Attempts

Season: 6 (2x) last vs. Stanford, 11/24/16
ACC:

3-Point Field Goals

Season: 2, vs. Florida, 11/27/16
ACC:

3-Point Field Goal Attempts

Season: 4, vs. Florida, 11/27/16
ACC:

Minutes


Season: 35, vs. Florida, 11/27/16
ACC:

BROWN CAREER STATISTICS

Season	GP	GS	Min.	Avg.	3-Point			Free Throws			Rebounds				Scoring										
					FG	FGA	Pct.	FT	FTA	Pct.	Off.	Def.	Tot.	Avg.	PF	FO	Ast.	TO	Blk	Stl	Pts.	Avg.			
2016-17	6	2	155	25.8	21	51	.412	3	14	.214	11	18	.611	12	24	36	6.0	14	1	13	8	4	9	56	9.3

BROWN 2016-17

Opponent	Date	GS	TOTAL				3-PTS			FREE THROWS			REBOUNDS				PF	FO	A	TO	Blk	Stl	Pts	Avg
			Min	FG	FGA	Pct	3FG	FGA	Pct	FT	FTA	Pct	Off	Def	Tot	Avg								
W Carolina	11-11-16		25	2	8	.250	0	2	.000	3	6	.500	1	7	8	8.0	0	0	5	1	1	0	7	7.0
at North Florida	11-16-16		25	3	7	.429	0	1	.000	1	2	.500	2	4	6	7.0	1	0	2	0	0	2	7	7.0
Penn	11-19-16	*	27	6	10	.600	1	3	.333	2	2	1.000	2	3	5	6.3	2	0	1	1	3	3	15	9.7
vs Stanford	11-24-16		22	3	8	.375	0	2	.000	4	6	.667	2	4	6	6.3	3	0	2	0	0	1	10	9.8
vs Iowa State	11-25-16		21	1	5	.200	0	2	.000	0	0	.000	2	5	7	6.4	5	1	2	4	0	1	2	8.2
vs Florida	11-27-16	*	35	6	13	.462	2	4	.500	1	2	.500	3	1	4	6.0	3	0	1	2	0	2	15	9.3



12 MICHAEL GILMORE

Jr. | 6-8 | 208 | Forward
Jacksonville, Fla. | VCU | Rickards HS

- As a Junior at Miami (2016-17) will sit out the season due to NCAA transfer rules.
 - Averaged 2.7 points and 2.2 rebounds in 55 total games at VCU. Hit 47.9 percent (58-121) of his shots from the field and knocked down 35.3 percent (18-51) from three.
 - As a Sophomore at VCU (2015-16) put up career-best numbers in his last game for the Rams, with 12 points and eight rebounds in 20 minutes against Oklahoma in the 2016 NCAA Tournament. In that game, was 4-of-4 from the field, hitting 2-of-2 attempts from long range. Was also perfect at the line, making both attempts.
 - Four-star recruit. Ranked as the 76th-best player in the country and fifth-best in the state of Florida by ESPN.com.
 - Played AAU ball for Each 1 Teach 1. Averaged more than six points and nearly five rebounds per game for E1T1. Won the 2014 Peach Jam title.
 - Born Jan. 11, 1995 in Jacksonville, Fla. Son of Sabirah Ahmad and the late Earl Gilmore. Nephew of Naismith Basketball Hall of Famer Artis Gilmore. Two sisters Eliane and Amerah.
 - Majoring in criminology.
 - Started playing basketball at age seven and first dunk was in eighth grade.
- Favorites: Athlete: LeBron James. Athlete in another sport: Derek Jeter. Song right now: Still Here – Drake. Pro sports team: Cavs. Meal: Wings. Midnight snack: Gummy worms. Video game: Call of Duty. Book: The Lightning Thief by Rick Riordan. Ice Cream: Chocolate Chip Cookie Dough. Cereal: Cinnamon Toast Crunch. Movie: More than a Game. TV Show: Family Guy. Musical Artist: Drake.
 - When I played ball as a kid, I pretended I was: Michael Jordan. My dream job is: Music producer.

GILMORE HIGHS

Points

Career: 12 (2x), last vs. Oklahoma, 3/20/16

Rebounds

Career: 8 (2x), last vs. Oklahoma, 3/20/16

Assists

Career: 3, vs. Buffalo, 12/22/15

Steals

Career: 2 (3x), last vs. Fordham, 1/13/16

Blocked Shots

Career: 2 (4x), last at La Salle, 2/3/16

Field Goals

Career: 4 (4x), last vs. Oklahoma, 3/20/16

Field Goal Attempts

Career: 7, vs. Belmont, 12/16/14

Free Throws

Career: 2 (4x), last vs. Oklahoma, 3/20/16

Free Throw Attempts

Career: 4 (3x) last vs. Cincinnati, 12/19/15

3-Point Field Goals

Career: 2 (7x), last vs. Oklahoma, 3/20/16

3-Point Field Goal Attempts


Career: 3 (8x) last vs. Fordham, 1/13/16

Minutes

Career: 27, vs. American, 11/25/15

GILMORE CAREER STATISTICS

at VCU	GP	GS	Min.	Avg.	FG			3-Point			Free Throws			Rebounds				Scoring							
					FGA	Pct.	FG	FGA	Pct.	FT	FTA	Pct.	Off.	Def.	Tot.	Avg.	Pf	FO	Ast.	TO	Blk	Stl	Pts.	Avg.	
2014-15	25	0	157	6.3	21	43	.488	5	17	.294	4	16	.250	11	28	39	1.6	31	1	4	4	6	5	51	2.0
2015-16	30	18	346	11.5	37	78	.474	13	34	.382	9	17	.529	20	64	84	2.8	52	1	12	21	7	12	96	3.2
Total	55	18	503	9.1	58	121	.479	18	51	.353	13	33	.394	31	92	123	2.2	83	2	16	25	13	17	147	2.7



20 DEWAN HUELL

Fr. | 6-11 | 220 | Forward
Miami, Fla. | Miami Norland HS

2016 McDonald's All-American

- Name is pronounced Duh-wan Hue-ull
 - Five-star, top-25 power forward from local Norland High in Miami, Fla.
 - Explosive player with ability to dunk in traffic.
 - Good touch around the rim, developing baby hook shot.
 - Elevates above the defense to score.
 - Weighed 214 lbs in July 2016, up to 227 lbs by October.
 - Never lifted weights before coming to UM.
 - Ranked the No. 21 player by ESPN, No. 23 by Rivals and No. 25 by Scout.
 - Named top player in the state of Florida by Scout. Second in the state by ESPN and Rivals.
 - Nike Elite 100, LeBron James Skills Academy, adidas Nations Atlanta, adidas Nations California, Elite 24 all-star game, UA All-America Camp and the NBPA Top 100 Camp. adidas US select U-18 team at adidas Eurocamp in Treviso, Italy.
 - Played AAU ball for Team Breakdown.
 - Led the Norland Vikings to three state championships.
 - *Miami Herald* Class 9A-6A Male Athlete of the Year. Two-time *Miami Herald* Class 8A-6A Boy's Basketball Player of the Year.
 - Averaged 16.5 points, 8.7 rebounds and 1.8 blocks per game as a senior. Posted 19.2 points and 9.1 rebounds as a junior, 10.9 ppg, 7.9 rpg as a sophomore and 4.8 ppg and 3.7 rpg as a freshman at Norland.
 - Also was on the track team where he participated in the 800 meter run and the high jump.
 - Chose hometown Miami over offers from Kansas, North Carolina, Florida State, Florida and Louisville.
 - Nickname is Stretch.
 - Born Dec. 9, 1996 in Miami. Son of Christina Fernandez. Brother to six siblings: Three brothers – Dewell, Dewanis and Dylan (deceased); Three sisters – Deanna, Charese and Brittany. Cousin to former Canes football player Duke Johnson.
 - Majoring in sports management.
- Favorites: Athlete: LeBron James. Athlete in another sport: Floyd Mayweather. Song right now: Pray for 'em – Meek Mills. Pro sports team: Heat. Meal: Mom's lasagna. Midnight snack: Gushers. Ice Cream: Cookies and cream. Cereal: Fruit Loops. Movie: The Purge 3. TV Shows: Ballers, Power, Survivor's Remorse. Musical Artist: G Herbo.
- When I played ball as a kid, I pretended I was: LeBron. When I was little, I wanted to be: The President or an astronaut. Now my dream job is: Coach.

HUELL HIGHS

Points

Season: 15, at North Florida, 11/16/16

ACC:

Rebounds

Season: 8, at North Florida, 11/16/16

ACC:

Assists

Season: 1 (2x) last vs. Florida, 11/27/16

ACC:

Steals

Season: 1, vs. Stanford, 11/24/16

ACC:

Blocked Shots

Season: 1 (4x) last vs. Florida, 11/27/16

ACC:

Field Goals

Season: 6, at North Florida, 11/16/16

ACC:

Field Goal Attempts

Season: 9 (3x) last vs. Florida, 11/27/16

ACC:

Free Throws

Season: 3 (2x) last at North Florida, 11/16/16

ACC:

Free Throw Attempts

Season: 3 (2x) last at North Florida, 11/16/16

ACC:

3-Point Field Goals

Season: --

ACC:

3-Point Field Goal Attempts

Season: --

ACC:

Minutes

Season: 25, vs. Western Carolina, 11/11/16

ACC:

HUELL CAREER STATISTICS

Season	GP	GS	Min.	Avg. FG	FGA	Pct.	3-Point			Free Throws			Rebounds				Scoring								
							FG	FGA	Pct.	FT	FTA	Pct.	Off.	Def.	Tot.	Avg.	PF	FO	Ast.	TO	Blk	Stl	Pts.	Avg.	
2016-17	6	0	133	22.2	23	39	.590	0	0	.000	11	13	.846	16	19	35	5.8	16	0	2	6	4	1	57	9.5

HUELL 2016-17

Opponent	Date	TOTAL					3-PTS			FREE THROWS			REBOUNDS				PF	FO	A	TO	Blk	Stl	Pts	Avg
		GS	Min	FG	FGA	Pct	3FG	FGA	Pct	FT	FTA	Pct	Off	Def	Tot	Avg								
W Carolina	11-11-16		25	5	9	.556	0	0	.000	3	3	1.000	2	5	7	7.0	2	0	1	1	1	0	13	13.0
at North Florida	11-16-16		19	6	9	.667	0	0	.000	3	3	1.000	3	5	8	7.5	4	0	0	0	1	0	15	14.0
Penn	11-19-16		24	5	6	.833	0	0	.000	1	1	1.000	5	0	5	6.7	2	0	0	2	0	0	11	13.0
vs Stanford	11-24-16		19	1	1	1.000	0	0	.000	1	2	.500	1	2	3	5.8	2	0	0	0	0	1	3	10.5
vs Iowa State	11-25-16		24	2	5	.400	0	0	.000	1	2	.500	2	4	6	5.8	4	0	0	1	1	0	5	9.4
vs Florida	11-27-16		22	4	9	.444	0	0	.000	2	2	1.000	3	3	6	5.8	2	0	1	2	1	0	10	9.5



15 EBUKA IZUNDU

So. | 6-10 | 231 | Center
Charlotte, N.C. | Lagos, Nigeria | Victory Christian Center

- First name Ebuka is pronounced E-boo-kuh. Last name is E-zoon-du.
- Born in Lagos, Nigeria. Speaks African language of Igbo.
- Moved to the United States in 2013, at age 17.
- Grew up playing soccer, then started playing basketball in 2011.
- Long and athletic body.
- Lefty with great touch around the basket.
- Potential to develop into a great ACC post scorer.
- 7-foot, 1-inch wingspan. Weighed 201 lbs as a freshman, weighed 231 in Oct. 2016.
- Benched 185 lbs upon arrival in Sept. 2015, up to 300 lbs in Oct. 2016.
- Increased 185 bench from one rep to 13 reps in one year.
- Six reps of 315 squat in Oct. 2016.
- As a freshman (2015-16) scored in double digits once with 11 points against Mississippi State in the Puerto Rico Classic.
- Signed with Charlotte, then was released from commitment after 49ers coach was let go.
- No. 134 player and No. 19 center in 2015 class by Rivals.com ... No. 70 player, No. 20 power forward and No. 5 player in North Carolina in 2015 class by 247Sports. First-team All-Charlotte Observer.
- Averaged 21.0 points, 15.0 rebounds and 6.0 blocks for Victory Christian Center School as a senior. Averaged 18.0 points, 12.0 rebounds and 6.0 blocks in junior season.
- Played AAU for Charlotte ACES
- In high school also played soccer and ran the 100 and 200 meters in track.
- Born June 28, 1996. Son of Emma and Ifeoma Izundu. One brother: Okwy; Four sisters: Chioma Ojo, Vivian, Chingo and Ifunaya.
- Majoring in sports administration.

- Favorites: Athlete: Kevin Durant. Athlete in another sport: Cristiano Ronaldo. Pro sports team: OKC Thunder. Meal: Rice, Chicken, Sweet plantains. Midnight snack: Chicken wings. Video game: Grand Theft Auto. Class at UM: Dance. Ice Cream: Strawberry. Cereal: Lucky Charms. Movie: Fast & Furious 6. TV Show: Game of Thrones. Musical Artist: Future.
- When I played ball as a kid, I pretended I was: Hakeem Olajuwon. When I was little, I wanted to be a: Soccer player. Now my dream job is: Own my own business.

2015-16			
Opposition	P	R	A
UTRGV	0	0	0
Louisiana	0	0	0
vs. Miss. St.	11	7	0
vs. Utah	4	3	1
vs. Butler			DNP
Northeastern			DNP
at Nebraska			DNP
Charlotte	0	0	1
Florida	0	1	0
Charleston	1	0	0
at La Salle	6	4	0
Princeton			DNP
Syracuse			DNP
Florida State			DNP
at Virginia			DNP
at Clemson	0	0	0
at Boston College			DNP
Wake Forest			DNP
DUKE			DNP
at NC State			DNP
Notre Dame			DNP
at Georgia Tech			DNP
Pittsburgh	2	0	0
at Florida State	0	0	0
Virginia Tech	0	0	0
at North Carolina	6	2	1
Virginia			DNP
Louisville			DNP
at Notre Dame			DNP
at Virginia Tech	2	0	0
vs. Virginia Tech			DNP
vs. Virginia Tech			DNP
vs. Buffalo			DNP
vs. Wichita State			DNP
vs. Villanova	0	2	0

IZUNDU HIGHS

Points

Season: 14, vs. Western Carolina, 11/11/16
Career: 14, vs. Western Carolina, 11/11/16
ACC: 6, at North Carolina, 2/20/16

Rebounds

Season: 5, vs. Western Carolina, 11/11/16
Career: 7, vs. Mississippi State, 11/19
ACC: 2, at North Carolina, 2/20/16

Assists

Season: 1, vs. Western Carolina, 11/11/16
Career: 1 (4x) last vs. W. Carolina, 11/11/16
ACC: 1, at North Carolina, 2/20/16

Steals

Season: 1, vs. Western Carolina, 11/11/16
Career: 1 (3x) last vs. W. Carolina, 11/11/16
ACC: 1 (2x) last at North Carolina, 2/20/16

Blocked Shots

Season: 1 (3x) last vs. Iowa State, 11/25/16
Career: 1 (5x) last vs. Iowa State, 11/25/16
ACC: 1 (2x) last at North Carolina, 2/20/16

Field Goals

Season: 5, vs. Western Carolina, 11/11/16
Career: 5, vs. Western Carolina, 11/11/16
ACC: 1 (2x) last at North Carolina, 2/20/16

Field Goal Attempts

Season: 5, vs. Western Carolina, 11/11/16
Career: 5 (2x) last vs. W. Carolina, 11/11/16
ACC: 1 (2x) last at North Carolina, 2/20/16

Free Throws

Season: 4, vs. Western Carolina, 11/11/16
Career: 5, vs. Mississippi State, 11/19
ACC: 4, at North Carolina, 2/20/16

Free Throw Attempts

Season: 4, vs. Western Carolina, 11/11/16
Career: 7, vs. Mississippi State, 11/19
ACC: 6, at North Carolina, 2/20/16

3-Point Field Goals

Career: --

3-Point Field Goal Attempts

Career: --

Minutes


Season: 13, vs. Western Carolina, 11/11/16
Career: 15, vs. Mississippi State, 11/19
ACC: 14, at North Carolina, 2/20/16

IZUNDU CAREER STATISTICS

Season	GP	GS	Min.	Avg.	3-Point			Free Throws			Rebounds				Scoring										
					FG	FGA	Pct.	FT	FTA	Pct.	Off.	Def.	Tot.	Avg.	PF	FO	Ast.	TO	Blk	Stl	Pts.	Avg.			
2015-16	15	0	79	5.3	10	16	.625	0	0	.000	12	19	.632	13	6	19	1.3	17	0	3	5	3	2	32	2.1
2016-17	5	4	39	7.8	7	9	.778	0	0	.000	4	4	1.000	8	7	15	3.0	9	0	1	5	3	1	18	3.6
TOTAL	20	4	118	5.9	17	25	.680	0	0	.000	16	23	.696	21	13	34	1.7	26	0	4	10	6	3	50	2.5

IZUNDU 2016-17

Opponent	Date	GS	TOTAL			3-PTS			FREE THROWS			REBOUNDS				PF	FO	A	TO	Blk	Stl	Pts	Avg	
			Min	FG	FGA	Pct	3FG	FGA	Pct	FT	FTA	Pct	Off	Def	Tot									Avg
W Carolina	11-11-16	*	13	5	5	1.000	0	0	.000	4	4	1.000	2	3	5	5.0	3	0	1	3	1	1	14	14.0
at North Florida	11-16-16	*	4	2	2	1.000	0	0	.000	0	0	.000	3	1	4	4.5	1	0	0	0	0	0	4	9.0
Penn	11-19-16		DNP - lower left extremity injury																					
vs Stanford	11-24-16	*	11	0	2	.000	0	0	.000	0	0	.000	2	1	3	4.0	2	0	0	1	1	0	0	6.0
vs Iowa State	11-25-16	*	9	0	0	.000	0	0	.000	0	0	.000	1	2	3	3.8	1	0	0	1	1	0	0	4.5
vs Florida	11-27-16		2	0	0	.000	0	0	.000	0	0	.000	0	0	0	3.0	2	0	0	0	0	0	0	3.6



3 ANTHONY LAWRENCE

So. | 6-7 | 210 | Guard
St. Petersburg, Fla. | Lakewood Senior HS

- Nickname is Amp.
- Can play multiple positions. Was point guard in high school and plays small forward at Miami.
- Athletic and can attack the basket with authority.
- Son of a high school coach.
- Increased 185 bench to 18 reps as a sophomore, from 12 as a freshman.
- Benched personal best 320 lbs in Oct. 2016. Has added 15 lbs on bench since March 2016.
- Led Lakewood Senior High School team to the Class 5A state championship game as a junior. Scored 18 points in the championship game and totaled 25 rebounds in two state tournament games.
- Averaged 20 points and 13 rebounds as a junior at Lakewood. In sophomore campaign, averaged 21 points, eight rebounds and four steals.
- Listed as a three-star recruit by ESPN.
- Played AAU ball for Each 1 Teach 1 Elite.
- Also was on the track team in high school, participating in the high jump.
- Born Sept. 6, 1996 in St. Petersburg, Fla. Son of Anthony Sr. and Zelia One sister, Taylor.
- Father, Anthony Lawrence Sr., was a two-year letterman at Miami from 1991-93 and after college, played overseas in Portugal, Mexico and the Dominican Republic. Uncle, Patrick, also played at Miami from 1991-94.
- Majoring in sports administration.
- Played in first basketball game at age four.

- Favorites: Athlete: LeBron. Athlete in another sport: Lionel Messi. Pro sports team: Warriors. Meal: Crabs. Midnight snack: Gushers. Class at UM: Dance. Book: More than a Game – LeBron James. Ice Cream: Vanilla. Cereal: Captain Crunch with Crunch Berries. Movie: Friday. TV Show: Martin. Musical Artist: Young Thug.
- When I played ball as a kid, I pretended I was: LeBron. My first job was: Swept floors at a barber shop. When I was little, I wanted to be a: Rapper or NBA player. Now my dream job is: Rapper.

2015-16			
Opposition	P	R	A
UTRGV	1	2	0
Louisiana	12	6	4
vs. Miss. St.	10	4	2
vs. Utah	0	0	2
vs. Butler	7	1	1
Northeastern	0	1	0
at Nebraska	13	7	0
Charlotte	9	1	1
Florida	DNP		
Charleston	11	2	1
at La Salle	2	2	3
Princeton	0	1	0
Syracuse	1	2	0
Florida State	0	0	0
at Virginia	0	1	0
at Clemson	3	1	0
at Boston College	0	0	1
Wake Forest	0	0	0
DUKE	DNP		
at NC State	0	0	0
Notre Dame	18	2	0
at Georgia Tech	5	3	3
Pittsburgh	2	1	0
at Florida State	3	1	1
Virginia Tech	5	2	0
at North Carolina	11	4	2
Virginia	1	3	2
Louisville	3	2	1
at Notre Dame	0	1	2
at Virginia Tech	2	4	0
vs. Virginia Tech	4	2	1
vs. Virginia	5	4	0
vs. Buffalo	0	0	0
vs. Wichita State	0	2	0
vs. Villanova	8	1	0

LAWRENCE, JR. HIGHS

Points

Season: 18, vs. Stanford, 11/24/16
Career: 18 (2x) last vs. Stanford, 11/24/16 6
ACC: 18, vs. Notre Dame, 2/3/16

Rebounds

Season: 6, vs. Western Carolina, 11/11/16
Career: 7, at Nebraska, 12/1/15
ACC: 4 (2x) last at Virginia Tech, 3/5/16

Assists

Season: 3, vs. Western Carolina, 11/11/16
Career: 4, vs. Louisiana, 11/16/15
ACC: 3, at Georgia Tech, 2/7/16

Steals

Season: 4 (2x) last vs. Stanford, 11/24/16
Career: 4 (2x) last vs. Stanford, 11/24/16
ACC: 1 (6x) last at Notre Dame, 3/2/16

Blocked Shots

Season: 3, vs. Western Carolina, 11/11/16
Career: 3, vs. Western Carolina, 11/11/16
ACC: 2 (2x) last vs. Virginia Tech, 2/17/16

Field Goals

Season: 6, vs. Stanford, 11/24/16
Career: 6, vs. Stanford, 11/24/16
ACC: 5, vs. Notre Dame, 2/3/16

Field Goal Attempts

Season: 9, vs. Stanford, 11/24/16
Career: 9, vs. Stanford, 11/24/16
ACC: 6, vs. Notre Dame, 2/3/16

Free Throws

Season: 4, vs. Iowa State, 11/25/16
Career: 5, vs. Louisiana, 11/16/15
ACC: 4, vs. Notre Dame, 2/3/16

Free Throw Attempts

Season: 5, vs. Iowa State, 11/25/16
Career: 6 (2x) last vs. Mississippi State, 11/19/15
ACC: 5, vs. Notre Dame, 2/3/16

3-Point Field Goals

Season: 3, vs. Stanford, 11/24/16
Career: 4, vs. Notre Dame, 2/3/16
ACC: 4, vs. Notre Dame, 2/3/16

3-Point Field Goal Attempts

Season: 6, vs. Stanford, 11/24/16
Career: 6, vs. Stanford, 11/24/16
ACC: 4, vs. Notre Dame, 2/3/16

Minutes

Season: 33, vs. Penn, 11/19/16
Career: 31, at North Florida, 11/16/16
ACC: 23, at North Carolina, 2/20/16

LAWRENCE CAREER STATISTICS

Season	GP	GS	Min.	Avg.	3-Point			Free Throws			Rebounds				Scoring										
					FG	FGA	Pct.	FT	FTA	Pct.	Off.	Def.	Tot.	Avg.	PF	FO	Ast.	TO	Blk	Stl	Pts.	Avg.			
2015-16	33	0	397	12.0	47	92	.511	18	42	.429	24	40	.600	29	34	63	1.9	39	0	27	13	11	17	136	4.1
2016-17	6	6	155	25.8	15	35	.429	5	16	.313	9	11	.818	2	20	22	3.7	18	1	10	13	5	14	44	7.3
TOTAL	39	6	552	14.2	62	127	.488	23	58	.397	33	51	.647	31	54	85	2.2	57	1	37	26	16	31	180	4.6

LAWRENCE 2016-17

Opponent	Date	GS	Min	TOTAL			3-PTS			FREE THROWS			REBOUNDS				PF	FO	A	TO	Blk	Stl	Pts	Avg
				FG	FGA	Pct	3FG	FGA	Pct	FT	FTA	Pct	Off	Def	Tot	Avg								
W Carolina	11-11-16	*	23	3	5	.600	1	1	1.000	1	1	1.000	1	5	6	6.0	2	0	3	1	3	3	8	8.0
at North Florida	11-16-16	*	31	4	8	.500	1	3	.333	1	2	.500	1	4	5	5.5	1	0	2	4	1	1	10	9.0
Penn	11-19-16	*	33	0	3	.000	0	1	.000	0	0	.000	0	3	3	4.7	3	0	2	3	1	4	0	6.0
vs Stanford	11-24-16	*	24	6	9	.667	3	6	.500	3	3	1.000	0	3	3	4.3	3	0	1	2	0	4	18	9.0
vs Iowa State	11-25-16	*	24	1	6	.167	0	2	.000	4	5	.800	0	2	2	3.8	4	0	0	2	0	1	6	8.4
vs Florida	11-27-16	*	20	1	4	.250	0	3	.000	0	0	.000	0	3	3	3.7	5	1	2	1	0	1	2	7.3



14 RODNEY MILLER

Fr. | 7-0 | 258 | Center
Laurelton, N.Y. | Oak Hill Academy (Va.)

- Soft touch around the rim.
 - Never lifted weights in high school. Increased 185 bench from one rep to four reps in three months.
 - Consensus four-star recruit, ranked No. 90 overall by Scout.com and No. 96 by 247.com. As a center, was ranked No. 15 by ESPN and No. 17 by Scout.com.
 - Has a 7-foot-1-inch wingspan.
 - Played AAU ball for the NY Lightning.
 - In 2014 participated in the Nike Elite 100.
 - On Oak Hill's Honor Court, a leadership committee where student members are chosen by the administration for their citizenship and sound ethical and moral judgment.
 - Also played baseball and water polo in school.
 - Played freshman season at St. Benedict's (N.J.).
 - Born Dec. 29, 1996. Son of Maria and Rodney Miller, Sr. Brother to Sasha.
 - Majoring in business and finance.
 - Started playing basketball at age 11 and first dunk was at age 12, in the Rucker League.
- Favorites: Athlete: Bill Russell. Athlete in another sport: Cristiano Ronaldo. Pro sports team: NY Knicks. Meal: Mom's meatloaf / mashed potatoes. Midnight snack: Honey Bun. Class at UM: Public Speaking. Ice Cream: Rocky Road. Cereal: Cinnamon Toast Crunch. Movie: Space Jam. TV Show: The Flash.
- No one can believe I watch: Naruto (anime). My dream job is: Businessman in NBA.

MILLER HIGHS

Points

Season: 5, vs. Western Carolina, 11/11/16
ACC:

Rebounds

Season: 3, at North Florida, 11/16/16
ACC:

Assists

Season: --
ACC:

Steals

Season: --
ACC:

Blocked Shots

Season: --
ACC:

Field Goals

Season: 2, at North Florida, 11/16/16
ACC:

Field Goal Attempts

Season: 4, vs. Western Carolina, 11/11/16
ACC:

Free Throws

Season: 3, vs. Western Carolina, 11/11/16
ACC:

Free Throw Attempts

Season: 6, vs. Western Carolina, 11/11/16
ACC:

3-Point Field Goals

Season: --
ACC:

3-Point Field Goal Attempts

Season: --
ACC:

Minutes


Season: 11, at North Florida, 11/16/16
ACC:

MILLER CAREER STATISTICS

Season	GP	GS	Min.	Avg.	3-Point			Free Throws			Rebounds				Scoring											
					FG	FGA	Pct.	FT	FTA	Pct.	Off.	Def.	Tot.	Avg.	PF	FO	Ast.	TO	Blk	Stl	Pts.	Avg.				
2016-17	4	0	26	6.5	4	7	.571	0	0	.000	3	6	.500	3	2	5	1.3	4	0	0	0	0	0	0	11	2.8

MILLER 2016-17

Opponent	Date	GS	TOTAL				3-PTS			FREE THROWS			REBOUNDS				PF	FO	A	TO	Blk	Stl	Pts	Avg	
			Min	FG	FGA	Pct	3FG	FGA	Pct	FT	FTA	Pct	Off	Def	Tot	Avg									
W Carolina	11-11-16		10	1	4	.250	0	0	.000	3	6	.500	2	0	2	2.0	1	0	0	0	0	0	5	5.0	
at North Florida	11-16-16		11	2	2	1.000	0	0	.000	0	0	.000	1	2	3	2.5	2	0	0	0	0	0	4	4.5	
Penn	11-19-16		4	1	1	1.000	0	0	.000	0	0	.000	0	0	0	1.7	1	0	0	0	0	0	2	3.7	
vs Stanford	11-24-16		DNP																						
vs Iowa State	11-25-16		DNP																						
vs Florida	11-27-16		1	0	0	.000	0	0	.000	0	0	.000	0	0	0	1.3	0	0	0	0	0	0	0	0	2.8



21 KAMARI MURPHY

Rsr. | 6-8 | 220 | Forward

Brooklyn, N.Y. | Oklahoma State | IMG | Lincoln HS

- First name pronounced Kuh-mar-EE.
- Explosive athlete with pogo-stick type hops.
- Versatile defender who can guard positions 1-5.
- Excellent rebounder at both ends of the court.
- Great straight-line driver.
- Focused on increasing skill level to become a consistent perimeter shooter and to gain a proficient inside-outside game.
- 43-inch three-step vertical jump.
- Three-rep squat max is 385 lbs.
- 20 reps in 185 lb bench press. Max bench is 305.
- Transferred from Oklahoma State in fall of 2014. Sat out 2014-15 season at Miami due to NCAA transfer rules.
- Led Cowboys in total rebounds and total blocks as a sophomore.
- Graduated from Lincoln High School in Brooklyn, N.Y., same school that produced Stephon Marbury, Sebastian Telfair and Lance Stephenson. Averaged 17 points and more than 10 rebounds per game as senior. Helped lead Railsplitters to PSAL Class-AA title game as senior and Brooklyn regular-season crown and borough title. Also played football for two seasons in high school. Ranked as No. 6 player in state of New York in 2011 according to HoopScoop.com.
- Spent post-graduate year at IMG Academy in Bradenton, Fla., and was starting forward. Averaged 20.0 points, 10.0 rebounds and 3.0 assists for team that finished 28-2 against prep schools and was ranked among the top-five nationally. Ranked No. 10 on HoopScoop.com's list of top fifth-year players in 2012.
- Born on Dec. 14, 1993. Son of Michael Murphy and Kemel and Kaheem Draper. Second oldest of six boys: Jacori, Kusamae, Maalik, Mikwan and Kieron.
- Graduated in May 2016 with B.A. in sociology and minor in communications, now pursuing second degree.
- Started playing basketball at age four.

- Favorites: Athlete: LeBron James. Athlete in another sport: Tom Brady. Pro sports team: Cavs. Meal: Soul food. Midnight snack: Peanut butter & jelly. Video game: 2K FIFA. Ice Cream: Strawberry. Cereal: Frosted Flakes. Movie: Gone in 60 Seconds. TV Show: Power. Musical Artist: Young Thug / Drake. Life is not a sprint, it is a marathon.
- No one can believe I watch: Animal Planet. When I played ball as a kid, I pretended I was: Kevin Garnett. Why UM: Coach L. Started playing basketball: Age 10.

2012-13 (OSU)				2013-14 (OSU)				2015-16 (UM)			
Opposition	P	R	A	Opposition	P	R	A	Opposition	P	R	A
UC Davis	7	6	0	Utah Valley	2	6	1	UTRGV			
vs Akron	1	6	0	Arkansas-PB	7	6	0	Louisiana			
vs Tennessee	4	7	1	Memphis	5	7	1	vs. Miss. St.			
vs NC State	4	10	1	at USF	0	5	2	vs. Utah	2	1	1
Portland State	9	5	0	vs Purdue	6	6	0	vs. Butler	5	4	0
at Virginia Tech	13	5	1	vs Butler	10	8	2	Northeastern	2	6	0
USF	8	7	2	at Memphis	6	6	0	at Nebraska	10	5	0
Missouri State	4	9	2	South Carolina	8	7	0	Charlotte	11	7	1
Central Arkansas	9	7	1	vs Louisiana Tech	10	3	1	Florida	8	6	1
UT Arlington	2	1	0	Delaware State	5	7	1	Charleston	4	6	0
Tennessee Tech	12	5	2	vs Colorado	4	5	0	at La Salle	6	10	1
Gonzaga	0	1	0	Robert Morris	10	8	3	Princeton	10	5	1
at Kansas State	6	1	0	at Kansas State	2	3	1	Syracuse	8	8	1
TCU	4	6	3	Texas	4	5	1	Florida State	5	6	1
at Oklahoma	0	3	0	at West Virginia	7	5	0	at Virginia	0	3	0
Texas Tech	5	5	2	TCU	8	8	0	at Clemson	7	6	1
at Baylor	0	0	0	at Kansas	12	1	1	at Boston College	6	6	0
West Virginia	0	0	0	West Virginia	0	2	0	Wake Forest	4	7	2
Iowa State	0	1	0	at Oklahoma	4	9	2	DUKE	4	5	0
at Kansas	4	5	1	Baylor	9	5	0	at NC State	4	4	0
Baylor	8	4	1	Iowa State	7	6	0	Notre Dame	11	2	0
at Texas	5	6	1	at Texas Tech	4	6	1	at Georgia Tech	10	3	0
at Texas Tech	4	4	0	at Texas	10	10	0	Pittsburgh	4	8	0
Oklahoma	2	4	0	Oklahoma	7	13	1	at Florida State	4	9	0
Kansas	0	0	0	at Baylor	3	9	2	Virginia Tech	6	10	0
at West Virginia	2	2	1	Texas Tech	10	6	2	at North Carolina	2	5	1
at TCU	2	1	0	at TCU	6	11	1	Virginia	4	11	1
Texas	1	4	0	Kansas	8	4	0	Louisville	0	3	0
at Iowa State	2	2	1	Kansas State	4	6	0	at Notre Dame	2	7	1
Kansas State	0	1	0	at Iowa State	6	9	0	at Virginia Tech	9	6	0
vs Baylor	2	0	1	vs Texas Tech	2	1	0	vs. Virginia Tech	4	5	1
vs Kansas State	2	6	0	vs Kansas	6	6	0	vs. Virginia	7	4	0
Oregon	4	6	0	vs. Gonzaga	8	8	0	vs. Buffalo	11	13	1
								vs. Wichita State	4	7	0
								vs. Villanova	6	3	1

MURPHY HIGHS

Points

Season: 13, vs. Western Carolina, 11/11/16
 Career: 13 (2x) last vs. W. Carolina, 11/11/16
 ACC: 11, vs. Notre Dame, 2/3/16

Rebounds

Season: 12, vs. Iowa State, 11/25/16
 Career: 13 vs. Oklahoma, 2/15/14
 ACC: 11, vs. Virginia, 2/22/16

Assists

Season: 2, vs. Penn, 11/19/16
 Career: 3 (2x) last vs. Robert Morris, 12/30/13
 ACC: 2, vs. Wake Forest, 1/23/16

Steals

Season: 1 (2x) last, vs. Penn, 11/19/16
 Career: 3, vs. Texas, 1/8/14
 ACC: 1 (8x) last at Virginia Tech, 3/5/16

Blocked Shots

Season: 2, vs. Stanford, 11/24/16
 Career: 4 (3x) last vs. Texas, 1/8/14
 ACC: 2 (3x) last at Virginia Tech, 3/5/16

Field Goals

Season: 5, vs. Western Carolina, 11/11/16
 Career: 6, at Virginia Tech, 12/1/12
 ACC: 4 (3x) last at Virginia Tech, 3/5/16

Field Goal Attempts

Season: 9, vs. Western Carolina, 11/11/16
 Career: 11, vs. Gonzaga, 3/21/14
 ACC: 9, vs. Wake Forest, 1/23/16

Free Throws

Season: 3, vs. Western Carolina, 11/11/16
 Career: 5, vs. Notre Dame, 2/3/16
 ACC: 5, vs. Notre Dame, 2/3/16

Free Throw Attempts

Season: 4, vs. Western Carolina, 11/11/16
 Career: 6 vs. Texas Tech, 1/19/13
 ACC: 5, vs. Notre Dame, 2/3/16

3-Point Field Goals

Season: --
 Career: 1 (2x) last vs. Central Ark., 12/16/12
 ACC: 1 (2x) last vs. Central Ark., 12/16/12

3-Point Field Goal Attempts

Season: 1, vs. Penn, 11/19/16
 Career: 1 (12x) last, vs. Penn, 11/19/16
 ACC: 1 (4x) last at North Carolina, 2/20/16

Minutes

Season: 36, vs. Florida, 11/27/16
 Career: 41, at Iowa State, 3/8/14
 ACC: 33, vs. Virginia, 2/22/16

MURPHY CAREER STATISTICS

OK State	GP	GS	Min.	Avg.	FG	FGA	Pct.	3-Point			Free Throws			Rebounds				Scoring							
								FG	FGA	Pct.	FT	FTA	Pct.	Off.	Def.	Tot.	Avg.	PF	FO	Ast.	TO	Blk	Stl	Pts.	Avg.
2012-13	33	15	596	18.1	53	115	.461	2	4	.500	18	35	.514	52	78	130	3.9	73	2	21	35	20	8	126	3.8
2013-14	33	21	855	25.9	82	153	.536	0	0	.000	36	63	.571	63	144	207	6.3	113	10	23	38	41	17	200	6.1
Totals	66	36	1451	22.0	135	268	.504	2	4	.500	54	98	.551	115	222	337	5.1	186	12	44	73	61	25	326	4.9
Miami																									
2015-16	32	28	797	24.9	78	153	.510	0	7	.000	24	43	.558	47	144	191	6.0	68	2	16	26	30	13	180	5.6
2016-17	6	6	177	29.5	16	37	.432	0	1	.000	7	9	.778	16	38	54	9.0	14	0	5	15	4	2	39	6.5
TOTAL	38	34	974	25.6	94	190	.495	0	8	.000	31	52	.596	63	182	245	6.4	82	2	21	41	34	15	219	5.8

MURPHY 2016-17

Opponent	Date	GS	Min	TOTAL			3-PTS			FREE THROWS			REBOUNDS				PF	FO	A	TO	Blk	Stl	Pts	Avg
				FG	FGA	Pct	3FG	FGA	Pct	FT	FTA	Pct	Off	Def	Tot	Avg								
W Carolina	11-11-16	*	24	5	9	.556	0	0	.000	3	4	.750	3	5	8	8.0	1	0	0	2	1	1	13	13.0
at North Florida	11-16-16	*	27	3	6	.500	0	0	.000	2	2	1.000	3	6	9	8.5	2	0	1	3	0	0	8	10.5
Penn	11-19-16	*	26	3	7	.429	0	1	.000	0	0	.000	4	4	8	8.3	4	0	2	1	0	1	6	9.0
vs Stanford	11-24-16	*	32	3	5	.600	0	0	.000	0	1	.000	2	5	7	8.0	3	0	1	3	2	0	6	8.3
vs Iowa State	11-25-16	*	32	1	5	.200	0	0	.000	2	2	1.000	2	10	12	8.8	3	0	0	4	0	0	4	7.4
vs Florida	11-27-16	*	36	1	5	.200	0	0	.000	0	0	.000	2	8	10	9.0	1	0	1	2	1	0	2	6.5



JA'QUAN NEWTON

Jr. | 6-2 | 187 | Guard
Philadelphia, Pa. | Neumann-Goretti HS

- First name pronounced Juh-Quan.
 - Two-guard turned starting point guard.
 - Touted as one of the best sixth men in the country in 2015-16.
 - Competitor with a real feel for the game. Fearless and relentless.
 - Knack for getting in the lane off the dribble, then makes good decisions in the lane: floater, pass, attack.
 - Improved defensively and can play multiple positions, on and off of the ball.
 - 185 bench improved from one rep to nine in two seasons.
 - Tremendous ability to finish eight feet and in. Working to become a better 3-point shooter.
 - As a sophomore was touted by Dick Vitale as the country's best sixth man.
 - Increased scoring from 4.0 ppg as a rookie to 10.5 ppg as a sophomore, the fifth-best improvement (+6.5) among ACC players. Max bench is 265 lbs.
 - Ranked No. 58 in ESPN's Top 100. Ranked No. 1 in the state and 12th-best PG in the country by ESPN.
 - Scored 1,972 career points in high school. Averaged 21.7 ppg as a senior, 18.0 as a junior.
 - Leading scorer in both the history of the Catholic School League in Philadelphia and in Neumann-Goretti history.
 - Owns three PIAA state titles. Scored 33 points and go-ahead bucket in overtime to win PIAA Class AAA Championship in 2014.
 - Catholic League MVP.
 - NBPA Top 100 Camp and LeBron James Skills Academy.
 - Played AAU ball for Team Final, the same squad as Miami teammate Davon Reed.
 - Born Ja'Quan Naasir Newton on Aug. 23, 1995 in Philadelphia. Son of the late Lisa Brown, and Joe Newton. Brother to Cary Rudd and Miing Newton.
 - Mother passed away March 2014 after three-year battle with breast cancer, one day prior to state championship game in which Newton scored 33 points.
 - Father was the 1998 NABC Division II national player of the year out of the University of Central Oklahoma.
 - Started playing basketball at age six and first dunk was in eighth grade in an AAU game.
 - Played on Cherashore Playground basketball court at 10th and Olney in Philadelphia.
 - Played in the Chosen League.
 - Also boxed in high school.
 - Majoring in sociology at Miami.
- Favorites: Food: Fried chicken. Movie: Friday. Pro athlete: LeBron James. Subject in school: Math. Ice cream flavor: Cookies and Cream. Cartoon: Tom and Jerry. Player when I was a kid: Allen Iverson. Athlete in another sport: Cristiano Ronaldo. Pro sports team: Cavs. Midnight snack: Honey Bun. Book: Cat in the Hat. Cereal: Cinnamon Toast Crunch. TV Show: Martin. Hate to admit it, but I love: Roller skating. When I was little, I wanted to be: NBA player. Now my dream job is: Sports commentator.
- Why UM: Style of play and city of Miami. Ideal job after hoops: Coach.

2014-15			
Opposition	P	R	A
Howard	8	0	0
at Florida	5	1	3
vs Drexel	7	1	3
vs Akron	4	0	1
vs Charlotte	3	3	3
at Charlotte	0	0	0
South Alabama	5	1	0
Illinois	0	2	1
Green Bay	0	0	0
Savannah State	2	0	0
Eastern Kentucky	2	2	3
vs Providence	3	0	1
Charleston	6	0	0
Virginia	0	1	1
at Duke	4	2	3
at Notre Dame	16	2	5
NC State	0	0	1
at Syracuse	3	0	0
Georgia Tech	3	0	0
at Florida State	2	0	1
Louisville	3	1	1
Clemson	1	1	1
at Wake Forest	5	0	2
at Boston College	0	0	0
Virginia Tech	0	0	1
North Carolina	10	1	4
at Pittsburgh	4	3	1
at Virginia Tech	8	4	3
vs Virginia Tech	0	3	0
vs Notre Dame	0	0	0
Alabama	1	1	2
at Richmond	11	5	2
vs Temple	9	4	2
vs Stanford	10	5	2

2015-16			
Opposition	P	R	A
UTRGV	11	2	1
Louisiana	11	0	5
vs. Miss. St.	15	2	5
vs. Utah	5	1	1
vs. Butler	17	1	3
Northeastern	13	2	1
at Nebraska	10	2	2
Charlotte	14	4	6
Florida	3	1	3
Charleston	20	7	2
at La Salle	10	2	3
Princeton	13	4	4
Syracuse	14	4	2
Florida State	13	1	4
at Virginia	6	5	1
at Clemson	8	4	1
at Boston College	12	4	2
Wake Forest	18	1	1
DUKE	15	5	5
at NC State	10	2	2
Notre Dame	12	1	2
at Georgia Tech	14	4	2
Pittsburgh	3	1	1
at Florida State	7	4	2
Virginia Tech	15	5	5
at North Carolina	3	1	1
Virginia	6	1	2
Louisville	DNP		
at Notre Dame	DNP		
at Virginia Tech	DNP		
vs. Virginia Tech	10	2	4
vs. Virginia	19	1	3
vs. Buffalo	10	2	2
vs. Wichita State	2	0	1
vs. Villanova	0	0	2

NEWTON HIGHS

Points

Season: 21, vs. Iowa State, 11/25/16
Career: 21, vs. Iowa State, 11/25/16
ACC: 18, vs. Wake Forest, 1/23/16

Rebounds

Season: 4 (2x) last, vs. Penn, 11/19/16
Career: 7, vs. Charleston, 12/19/15
ACC: 5 (2x) last vs. Duke, 1/25/16

Assists

Season: 7, at North Florida, 11/16/16
Career: 7, at North Florida, 11/16/16
ACC: 5 (2x) last vs. Duke, 1/25/16

Steals

Season: 3 (3x) last vs. Iowa State, 11/25/16
Career: 4 (2x) last at NC State, 1/30/16
ACC: 4, at NC State, 1/30/16

Blocked Shots

Season: --
Career: 1 (9x) last vs. Virginia Tech, 3/10/16
ACC: 1 (3x) last vs. Virginia, 2/22/16

Field Goals

Season: 9, vs. Iowa State, 11/25/16
Career: 9, vs. Iowa State, 11/25/16
ACC: 6 (4x) last vs. Notre Dame, 2/3/16

Field Goal Attempts

Season: 16, vs. Penn, 11/19/16
Career: 16, vs. Penn, 11/19/16
ACC: 13, at NC State, 1/30/16

Free Throws

Season: 7, vs. Western Carolina, 11/11/16
Career: 9 (2x) last vs. Virginia, 3/11/16
ACC: 7, vs. Wake Forest, 1/23/16

Free Throw Attempts

Season: 10 (2x) last vs. Stanford, 11/24/16
Career: 11, vs. Virginia, 3/11/16
ACC: 10, vs. Syracuse, 1/2/16

3-Point Field Goals

Season: 1, vs. Penn, 11/19/16
Career: 2 (2x) last vs. Syracuse, 1/2/16
ACC: 2, vs. Syracuse, 1/2/16

3-Point Field Goal Attempts

Season: 3, vs. Penn, 11/19/16
Career: 3, vs. Penn, 11/19/16
ACC: 2 (5x) last at NC State, 1/30/16

Minutes

Season: 38 (2x) last vs. Florida, 11/27/16
Career: 38, vs. Iowa State, 11/25/16
ACC: 33, at Pittsburgh, 3/4/15

NEWTON CAREER STATISTICS

Season	GP	GS	Min.	Avg.	3-Point			Free Throws			Rebounds				Scoring										
					FG	FGA	Pct.	FT	FTA	Pct.	Off.	Def.	Tot.	Avg.	PF	FO	Ast.	TO	Blk	Stl	Pts.	Avg.			
2014-15	34	3	459	13.5	45	111	.405	4	10	.400	41	64	.641	8	35	43	1.3	34	0	47	39	4	8	135	4.0
2015-16	31	1	703	22.7	105	228	.461	9	26	.346	105	143	.734	16	55	71	2.3	48	0	76	66	5	27	324	10.5
2016-17	6	6	199	33.2	38	76	.500	1	5	.200	26	35	.743	2	16	18	3.0	7	0	18	15	0	12	103	17.2
TOTAL	71	10	1361	19.2	188	415	.453	14	41	.341	172	242	.711	26	106	132	1.9	89	0	141	120	9	47	562	7.9

NEWTON 2016-17

Opponent	Date	GS	Min	TOTAL			3-PTS			FREE THROWS			REBOUNDS				PF	FO	A	TO	Blk	Stl	Pts	Avg
				FG	FGA	Pct	3FG	FGA	Pct	FT	FTA	Pct	Off	Def	Tot	Avg								
W Carolina	11-11-16	*	25	3	8	.375	0	0	.000	7	10	.700	0	4	4	4.0	2	0	2	2	0	1	13	13.0
at North Florida	11-16-16	*	27	7	10	.700	0	1	.000	2	2	1.000	0	3	3	3.5	3	0	7	0	0	3	16	14.5
Penn	11-19-16	*	34	6	16	.375	1	3	.333	5	6	.833	0	4	4	3.7	0	0	3	5	0	3	18	15.7
vs Stanford	11-24-16	*	37	7	14	.500	0	0	.000	6	10	.600	0	2	2	3.3	2	0	2	1	0	1	20	16.8
vs Iowa State	11-25-16	*	38	9	13	.692	0	0	.000	3	4	.750	0	2	2	3.0	0	0	3	3	0	3	21	17.6
vs Florida	11-27-16	*	38	6	15	.400	0	1	.000	3	3	1.000	2	1	3	3.0	0	0	1	4	0	1	15	17.2



5 DAVON REED

Sr. | 6-6 | 220 | Guard
Ewing, N.J. | Princeton Day School (N.J.)

NABC Honors Court, 2016
All-ACC Academic Basketball Team, 2015, 2016
All-ACC Honor Roll - 2013-14, '14-15, '15-16
NIT All-Tournament Team, 2015
Dean's List (3.5+ GPA) 2x
Athletic Director's Honor Roll (3.2+ GPA) 5x
Book Buster Honor Roll (3.0+ GPA) 5x

- Name is pronounced Day-von.
- Focused. Structured. Determined. Competitive.
- Student of the game. Will do whatever it takes to win.
- A 3 guard who played out of position at the point his freshman season for Miami.
- Can guard multiple positions, has long arms and a fierce tenacity.
- Mostly a catch-and-shoot guy. Working on game off the bounce.
- Improved both his ability to attack the basket and his layup-making skills.
- Good student. Professional approach to life and everything he does. Mature for his age.
- Improved bench 175 to 250 pounds in four months as a freshman, now max is 300 lbs. Increased 185 bench from 13 to 19 reps. Has added 15 lbs of muscle.
- Four-star swingman listed as a Top 100 player (No. 97) by Rivals.com and No. 78 in Class of 2013 by ESPN.
- Third-best talent in New Jersey and 18th best nationally at shooting guard, according to ESPN.com.
- Kevin Durant Skills Academy. McDonald's All-American candidate.
- 2,000 point scorer. Averaged 24 points and 10 rebounds as a senior, 27 ppg and 9 rpg as a junior. Prep B Player of the Year in New Jersey.
- Youth Role Model Award from Join-Effort Princeton for both dedication to his community and excellence in his personal life.
- Also played football his freshman year of high school.
- Played AAU ball for Team Final, the same squad as Miami teammate Ja'Quan Newton.
- Born Davon Malcolm Reed on June 11, 1995. Son of David Reed and Rose Reed. Brother to Miles.
- Majoring in sports administration with a minor in marketing and communications. Student-Athlete Advisory Committee representative at UM. Miami Rescue Mission Homeless Shelter volunteer. Elementary school pen pal.
- First played organized basketball at age five, and first dunk was before his freshman year of high school, in a summer league game.


- Favorites: Athlete: LeBron. Athlete in another sport: Antonio Brown. Pro sports team: Steelers. Meal: Italian food. Quote: Dreams don't work unless you do. Subject in school: Science. Midnight snack: Chocolate chip cookies. Book: The Great Gatsby. Ice Cream: Chocolate chip cookie dough. Cereal: Captain Crunch with Crunchberries. Movie: Brown Sugar, Best Man, Love & Basketball. TV Show: Game of Thrones. Musical Artist: J Cole. Cuban Food: Vaca frita de pollo. My first pet was: Siamese fighting fish.
- When I played ball as a kid, I pretended I was: Allen Iverson. My first job was: Summer camp counselor. When I was little, I wanted to be an: NBA player. Now my dream job is: Marketing or real estate. Best advice received: Do what makes you happy. Why UM: ACC basketball, Coach L and sunny south Florida. Started playing basketball: Age 5.

2013-14				2014-15				2015-16			
Opposition	P	R	A	Opposition	P	R	A	Opposition	P	R	A
St. Francis (NY)	3	1	0	Green Bay	0	0	0	UTRGV	14	3	0
Ga. Southern	7	1	2	Savannah State	0	1	1	Louisiana	19	4	1
Texas Southern	11	3	3	Eastern Kentucky	7	4	0	vs. Miss. St.	8	3	1
at C of Charleston	3	2	3	vs Providence	0	2	2	vs. Utah	6	4	1
at Nebraska	17	5	1	Charleston	5	5	4	vs. Butler	7	5	3
vs Geo. Wash.	6	2	2	Virginia	4	1	0	Northeastern	19	7	4
at CS Fullerton	9	3	2	Boston College	0	2	0	at Nebraska	8	4	0
vs Arizona State	19	1	2	at Duke	4	3	2	Charlotte	12	5	2
at Nebraska	5	2	2	at Notre Dame	9	4	4	Florida	5	4	0
Virginia Tech	10	5	0	NC State	10	1	2	Charleston	9	0	1
at Savannah State	8	1	1	at Syracuse	11	2	1	at La Salle	7	6	2
La Salle	8	0	4	Georgia Tech	6	4	0	Princeton	13	9	0
Loyola	8	2	7	at Florida State	11	6	2	Syracuse	4	5	1
at Syracuse	5	0	1	Louisville	19	5	1	Florida State	12	4	2
at North Carolina	0	2	0	Clemson	3	2	0	at Virginia	11	5	0
Florida State	0	1	0	at Wake Forest	17	4	0	at Clemson	17	2	2
at Georgia Tech	3	0	0	Duke	10	6	2	at Boston College	7	4	1
Duke	2	2	0	Virginia Tech	9	3	5	Wake Forest	4	5	1
Syracuse	16	2	0	at Louisville	0	2	1	DUKE	14	4	1
at Maryland	6	1	1	Florida State	18	8	1	at NC State	12	4	1
Norfolk State	4	4	1	North Carolina	2	3	2	Notre Dame	8	2	1
Pittsburgh	4	3	1	at Pittsburgh	19	3	3	at Georgia Tech	15	4	2
NC State	3	1	1	at Virginia Tech	4	5	2	Pittsburgh	12	4	3
at Florida State	7	2	2	vs Virginia Tech	10	4	1	at Florida State	14	4	2
at Virginia Tech	5	2	0	vs Notre Dame	6	6	1	Virginia Tech	12	5	2
Notre Dame	12	3	0	NC Central	10	7	3	at North Carolina	4	2	1
Boston College	0	0	0	Alabama	15	8	3	Virginia	21	3	0
at Virginia	2	1	0	at Richmond	10	12	2	Louisville	17	4	1
at NC State	5	0	0	vs Temple	6	7	4	at Notre Dame	10	6	2
Wake Forest	3	3	1	vs Stanford	16	5	4	at Virginia Tech	19	2	1
vs Virginia Tech	14	1	0					vs. Virginia	3	1	1
vs NC State	9	0	1					vs. Buffalo	10	12	0
								vs. Wichita State	10	4	1
								vs. Villanova	8	2	1

REED HIGHS	
Points	
Season:	17, at North Florida, 11/16/16
Career:	21, vs. Virginia, 2/22/16
ACC:	21, vs. Virginia, 2/22/16
Rebounds	
Season:	7, vs. Penn, 11/19/16
Career:	12 (2x) last vs. Buffalo, 3/17/16
ACC:	8, vs. Florida State, 2/25/15
Assists	
Season:	2 (2x) last vs. Florida, 11/27/16
Career:	7, vs. Loyola, 12/30/13
ACC:	5, vs. Virginia Tech, 2/18/15
Steals	
Season:	2, at North Florida, 11/16/16
Career:	5, at Wake Forest, 2/11/15
ACC:	5, at Wake Forest, 2/11/15
Blocked Shots	
Season:	1 (2x) last vs. Penn, 11/19/16
Career:	3, vs. Temple, 3/31/15
ACC:	2 (2x) last vs. Virginia Tech, 2/17/16
Field Goals	
Season:	6, at North Florida, 11/16/16
Career:	8, at Virginia Tech, 3/5/16
ACC:	8, at Virginia Tech, 3/5/16
Field Goal Attempts	
Season:	14, vs. Florida, 11/27/16
Career:	14 (2x) last vs. Florida, 11/27/16
ACC:	14, at Florida State, 2/14/16
Free Throws	
Season:	8, vs. Iowa State, 11/25/16
Career:	9, vs. Alabama, 3/21/15
ACC:	6, vs. Florida State, 2/25/15
Free Throw Attempts	
Season:	9, vs. Iowa State, 11/25/16
Career:	14, vs. Alabama, 3/21/15
ACC:	6 (3x) last vs. Virginia Tech, 2/17/16
3-Point Field Goals	
Season:	3, at North Florida, 11/16/16
Career:	5 (3x) last vs. Virginia, 2/22/16
ACC:	5 (2x) last vs. Virginia, 2/22/16
3-Point Field Goal Attempts	
Season:	7 (2x) last vs. Iowa State, 11/25/16
Career:	8, vs. Arizona State, 12/1/13
ACC:	8, at Wake Forest, 2/11/15
Minutes	
Season:	37, vs. Florida, 11/27/16
Career:	45, at Boston College, 2/16/15
ACC:	45, at Boston College, 2/16/15

REED CAREER STATISTICS													3-Point				Free Throws			Rebounds				Scoring	
Season	GP	GS	Min.	Avg.	FG	FGA	Pct.	FG	FGA	Pct.	FT	FTA	Pct.	Off.	Def.	Tot.	Avg.	PF	FO	Ast.	TO	Blk	Stl	Pts.	Avg.
2013-14	33	10	683	20.7	71	207	.343	40	112	.357	35	53	.660	12	43	55	1.7	55	0	38	44	4	16	217	6.6
2014-15	30	21	824	27.5	77	164	.470	37	81	.457	56	77	.727	25	96	121	4.0	68	1	57	32	13	27	247	8.2
2015-16	35	35	1007	28.8	129	275	.469	46	120	.383	84	103	.816	21	122	143	4.1	72	0	42	44	15	27	388	11.1
2016-17	6	6	193	32.2	21	61	.344	10	31	.323	16	22	.727	4	22	26	4.3	7	0	7	13	2	5	68	11.3
TOTAL	104	72	2707	26.0	298	707	.422	133	344	.387	191	255	.749	62	283	345	3.3	202	1	144	133	34	75	920	8.8

REED 2016-17		TOTAL				3-PTS				FREE THROWS			REBOUNDS				PF		FO		A		TO		Blk		Stl		Pts		Avg	
Opponent	Date	GS	Min	FG	FGA	Pct	3FG	FGA	Pct	FT	FTA	Pct	Off	Def	Tot	Avg	PF	FO	A	TO	Blk	Stl	Pts	Avg								
W Carolina	11-11-16	*	24	3	6	.500	2	3	.667	0	2	.000	1	4	5	5.0	0	0	1	0	1	1	8	8.0								
at North Florida	11-16-16	*	29	6	11	.545	3	6	.500	2	3	.667	0	3	3	4.0	2	0	2	3	0	2	17	12.5								
Penn	11-19-16	*	34	3	12	.250	1	7	.143	4	4	1.000	0	7	7	5.0	1	0	1	2	1	0	11	12.0								
vs Stanford	11-24-16	*	33	2	9	.222	1	3	.333	2	2	1.000	0	3	3	4.5	2	0	0	3	0	1	7	10.8								
vs Iowa State	11-25-16	*	36	2	9	.222	1	7	.143	8	9	.889	1	2	3	4.2	0	0	1	3	0	1	13	11.2								
vs Florida	11-27-16	*	37	5	14	.357	2	5	.400	0	2	.000	2	3	5	4.3	2	0	2	2	0	0	12	11.3								



4 DJ VASILJEVIC

Fr. | 6-3 | 198 | Guard
Melbourne, Australia | Australian Institute of Sport

- Full name is Dejan Vasiljevic, but goes by DJ. Pronounced Day-on Vass-EEL-uh-vitch.
 - Sharpshooter from long range.
 - Good at getting to the basket and manipulating shot to go around taller players.
 - Gained 50 lbs on his bench press since June 2016, now up to 275 lbs.
 - Improving quickness due to dropping body fat percentage from 13 percent to 10 percent since his arrival in June 2016.
 - In U-20 National Championships in Ipswich, averaged 16.3 ppg, 3.9 rpg and 1.9 apg. Notched 20-plus points in three games, with a high of 25 in his first outing.
 - At 2015 FIBA U-19 World Championships in Greece, averaged 13.3 ppg, 3.1 rpg and 1.0 apg.
 - At 2014 FIBA U-18 Oceania Championships, averaged of 12.6 ppg, 4.6 rpg and 4.2 apg.
 - All-tournament team at the 2014 FIBA U-17s. Averaged 17.4 ppg, 6.6 rpg and 1.3 apg. Led team to silver medal.
 - Captain of the U-17 Australian team.
 - Leading scorer at the 2013 FIBA Oceania U-16 Championships, putting up 19.3 ppg, 3.7 rpg and 1.0 apg.
 - Won national title with Victorian U-18 team.
 - 2015 Basketball Without Borders Camp. adidas Nations Tournament in Los Angeles.
 - Also played soccer and rugby.
 - Born April 26, 1997 in Calgary, Alberta, Canada, but moved to Melbourne, Australia, at age six.
 - Of Serbian descent. Speaks English and Serbian languages.
 - Son of Todor and Danijela Vasiljevic. Both parents played semi-pro handball. Brother to Ivana.
 - Started playing basketball at age 12, with influence from his sister.
 - Shaping his game into the mold of Croatian scoring legend, Drazen Petrovic.
- Favorites: Athlete: Kobe. Athlete in another sport: Cristiano Ronaldo. Pro sports team: Lakers. Meal: Chicken schnitzel. Midnight snack: Nutella. Video game: Call of Duty. Ice Cream: Chocolate. Cereal: Nutri grain. Movie: Rush Hour. TV Show: Fresh Prince of Bel Air. Musical Artist: Drake. Former UM athlete: Shane Larkin. Non-basketball sport to watch: Tennis (Novak Djokovic).
- When I played ball as a kid, I pretended I was: Kobe. When I was little, I wanted to be a: Police Officer. Now my dream job is: Accountant.

VASILJEVIC HIGHS

Points

Season: 13, at North Florida, 11/16/16

ACC:

Rebounds

Season: 2, vs. Western Carolina, 11/11/16

ACC:

Assists

Season: 2, vs. Western Carolina, 11/11/16

ACC:

Steals

Season: 1 (3x) last vs. Iowa State, 11/25/16

ACC:

Blocked Shots

Season: 1, vs. Stanford, 11/24/16

ACC:

Field Goals

Season: 4 (3x) last vs. Penn, 11/19/16

ACC:

Field Goal Attempts

Season: 10, at North Florida, 11/16/16

ACC:

Free Throws

Season: 2, at North Florida, 11/16/16

ACC:

Free Throw Attempts

Season: 2, at North Florida, 11/16/16

ACC:

3-Point Field Goals

Season: 3 (3x) last vs. Penn, 11/19/16

ACC:

3-Point Field Goal Attempts

Season: 7, vs. Western Carolina, 11/11/16

ACC:

Minutes

Season: 23, vs. Western Carolina, 11/11/16

ACC:

VASILJEVIC CAREER STATISTICS

Season	GP	GS	Min.	Avg.	3-Point			Free Throws			Rebounds				Scoring										
					FG	FGA	Pct.	FT	FTA	Pct.	Off.	Def.	Tot.	Avg.	PF	FO	Ast.	TO	Blk	Stl	Pts.	Avg.			
2016-17	6	0	109	18.2	15	35	.429	11	26	.423	2	2	1.000	1	3	4	0.7	11	0	4	4	1	3	43	7.2

VASILJEVIC 2016-17		TOTAL			3-PTS			FREE THROWS			REBOUNDS													
Opponent	Date	GS	Min	FG	FGA	Pct	3FG	FGA	Pct	FT	FTA	Pct	Off	Def	Tot	Avg	PF	FO	A	TO	Blk	Stl	Pts	Avg
W Carolina	11-11-16	23	4	8	.500	3	7	.429	0	0	.000	1	1	2	2.0	4	0	2	0	0	1	11	11.0	
at North Florida	11-16-16	21	4	10	.400	3	6	.500	2	2	1.000	0	1	1	1.5	3	0	0	0	1	13	12.0		
Penn	11-19-16	18	4	7	.571	3	5	.600	0	0	.000	0	0	0	1.0	1	0	1	2	0	0	11	11.7	
vs Stanford	11-24-16	22	1	2	.500	1	2	.500	0	0	.000	0	1	1	1.0	1	0	1	1	1	0	3	9.5	
vs Iowa State	11-25-16	16	2	7	.286	1	5	.200	0	0	.000	0	0	0	0.8	1	0	0	1	0	1	5	8.6	
vs Florida	11-27-16	9	0	1	.000	0	1	.000	0	0	.000	0	0	0	0.7	1	0	0	0	0	0	0	7.2	



2 MIKE ROBINSON


So. | 5-10 | 170 | Guard
New Britain, Conn. | New Britain HS

Book Buster Honor Roll (3.0+ GPA): Fall 2015, Spring 2016

- Team manager turned walk on.
- Nicknames are Mike Rob and Springs.
- As a freshman (2015-16) scored six points, all from long range, in one minute against Utah in the Puerto Rico Tip Off.
- Good athlete who played basketball, football and was on track team, participating in the high jump, long jump, triple jump and 4x100 relay team, in high school.
- Two-year varsity basketball captain. One-year football and track captain.
- William F. Burns Memorial Award and Scholarship. Harry L. Stromquist Memorial Scholarship.
- 2014 Connecticut Association of Schools Scholar-Athlete. Academic all-conference in basketball four seasons.
- Born Michael Andre Robinson May 2, 1996 in New Britain, Conn. Son of Eugene and Veronica Robinson. Brother to Eugene.
- Majoring in finance.

- Favorites: Athlete: Kobe Bryant. Pro Team: Lakers. Athlete in another sport: Cam Newton. Meal: Fried Chicken, Macaroni & Cheese, Corn Bread, Candied yams. Midnight snack: Cinnamon Toast Crunch. Ice Cream: Strawberry. Movie: Love & Basketball. TV Show: Power.
- My first job was: At Target. My dream job is: Financial advisor or manager.

2016-17			
Opposition	P	R	A
W. Carolina	0	0	0
at North Florida	0	0	0
2015-16			
Opposition	P	R	A
UT RGV	3	1	0
Mississippi State	0	0	0
Utah	6	0	0
Charlotte	0	0	0
Co. of Charleston	0	0	0
La Salle	3	0	0
North Carolina	0	0	0
Virginia Tech	0	0	0
vs. Villanova	0	0	0



35 CHRIS STOWELL

Jr. | 6-6 | 208 | Forward
Exeter, N.H. | Tilton School | Exeter HS

All-ACC Academic Honor Roll - 2014-15

President's List (4.0 GPA): Spring 2016, Fall 2015, Spring 2015

Provost Honor Roll (3.75+ GPA): Spring 2016, Fall 2015, Spring 2015, Fall 2014

Dean's List (3.5+ GPA): Spring 2016, Fall 2015, Spring 2015, Fall 2014

Athletic Director's Honor Roll (3.2+ GPA): Spring 2016, Fall 2015, Spring 2015, Fall 2014

Book Buster Honor Roll (3.0+ GPA): Spring 2016, Fall 2015, Spring 2015, Fall 2014

- Last name is pronounced stole.
- Good athleticism and is improving his strength.
- Looking to expand his offensive game to shoot 3-pointers.
- Walk on from New Hampshire who played postgraduate year at Tilton School. Earned postseason coaches award.
- At Exeter High School helped Blue Hawks to state playoffs in both the 2011-12 and 2012-13 seasons. Reached quarterfinals senior year.
- In 2012-13 assisted team to championship game of the 50th Annual Queen City Invitational by scoring 10 points and going 6-for-6 from line in semifinal game.
- Twice earned scholar-athlete award. Honor roll.
- Foote Fellow at UM - a program that is offered to a select number of incoming freshmen who have a record of curricular and co-curricular distinction in high school and exhibit an interest in and capacity for independent and self-motivated learning.
- Born Christopher Michael Stowell on Dec. 29, 1994 in Exeter, N.H.
- Son of Bill and Maria. Brother to Bill, Jr., who played basketball at Plymouth State University.
- Student-Athlete Advisory Committee representative at UM.
- Majoring in entrepreneurship and business technology with minors in international business and sports administration.
- Speaks English, Spanish, some Italian, a little Russian, and is learning Chinese and Hebrew.
- Started playing basketball at age five.

- Favorites: Athlete: Matt Bonner. Athlete in another sport: Alex Rodriguez. Song right now: Hype by Drake. Pro sports team: New York Yankees. Meal: Sloppy Joes. Midnight snack: Ice Cream. Video game: Star Wars Battlefront. Class at UM: Accounting. Book: Harry Potter. Ice Cream: Peanut Butter. Cereal: Cinnamon Toast Crunch. Movie: The Town. TV Show: Game of Thrones. Musical Artist: Drake. Cuban Food: Pastelitos.
- When I played ball as a kid, I pretended I was: Kobe Bryant. My first job was: Golf course cart boy. When I was little, I wanted to be a: Golfer. Now my dream job is: Entrepreneur.

2016-17			
Opposition	P	R	A
W. Carolina	0	0	0
at North Florida	0	0	0
2015-16			
Opposition	P	R	A
UTRGV	0	0	0
Mississippi State	0	0	0
Utah	0	0	0
Charlotte	0	1	0
Co. of Charleston	0	1	0
La Salle	0	1	0
at North Carolina	0	0	0
at Virginia Tech	0	0	0
vs. Villanova	0	0	0
2014-15			
Opposition	P	R	A
Howard	0	0	1
Charleston	0	0	0
Virginia Tech	0	0	0
at Virginia Tech	0	0	0

THE STAT CREW SYSTEM
Miami Combined Team Statistics (as of Nov 28, 2016)
All games

RECORD:	OVERALL	HOME	AWAY	NEUTRAL
ALL GAMES	4-2	2-0	1-0	1-2
CONFERENCE	0-0	0-0	0-0	0-0
NON-CONFERENCE	4-2	2-0	1-0	1-2

##	Player	gp-gs	min	avg	Total		3-Point		F-Throw		Rebounds				pf	dq	a	to	blk	stl	pts	avg		
					fg-fga	fg%	3fg-fga	3fg%	ft-fta	ft%	off	def	tot	avg										
00	Ja'Quan Newton	6-6	199	33.2	38-76	.500	1-5	.200	26-35	.743	2	16	18	3.0	7	0	18	15	0	12	103	17.2		
05	Davon Reed	6-6	193	32.2	21-61	.344	10-31	.323	16-22	.727	4	22	26	4.3	7	0	7	13	2	5	68	11.3		
20	Dewan Huell	6-0	133	22.2	23-39	.590	0-0	.000	11-13	.846	16	19	35	5.8	16	0	2	6	4	1	57	9.5		
11	Bruce Brown	6-2	155	25.8	21-51	.412	3-14	.214	11-18	.611	12	24	36	6.0	14	1	13	8	4	9	56	9.3		
03	Anthony Lawrence	6-6	155	25.8	15-35	.429	5-16	.313	9-11	.818	2	20	22	3.7	18	1	10	13	5	14	44	7.3		
04	DJ Vasiljevic	6-0	109	18.2	15-35	.429	11-26	.423	2-2	1.000	1	3	4	0.7	11	0	4	4	1	3	43	7.2		
21	Kamari Murphy	6-6	177	29.5	16-37	.432	0-1	.000	7-9	.778	16	38	54	9.0	14	0	5	15	4	2	39	6.5		
15	Ebuka Izundu	5-4	39	7.8	7-9	.778	0-0	.000	4-4	1.000	8	7	15	3.0	9	0	1	5	3	1	18	3.6		
14	Rodney Miller	4-0	26	6.5	4-7	.571	0-0	.000	3-6	.500	3	2	5	1.3	4	0	0	0	0	0	11	2.8		
35	Chris Stowell	2-0	6	3.0	0-1	.000	0-1	.000	0-0	.000	0	0	0	0.0	0	0	0	0	0	0	0	0.0		
02	Mike Robinson	2-0	8	4.0	0-2	.000	0-2	.000	0-0	.000	0	0	0	0.0	0	0	0	0	0	1	0	0.0		
Team											9	15	24											
Total.....		6	1200		160-353	.453	30-96	.313	89-120	.742	73	166	239	39.8	100	2	60	79	23	48	439	73.2		
Opponents.....		6	1200		130-348	.374	37-120	.308	55-78	.705	66	138	204	34.0	121	2	62	88	26	38	352	58.7		

TEAM STATISTICS	UM	OPP	Date	Opponent	Score	Att.
SCORING	439	352	11-11-16	WESTERN CAROLINA	w 92-43	7142
Points per game	73.2	58.7	11-16-16	at North Florida	w 94-56	3148
Scoring margin	+14.5	-	11-19-16	PENN	w 74-62	6753
FIELD GOALS-ATT	160-353	130-348	# 11-24-16	vs Stanford	w 67-53	2436
Field goal pct	.453	.374	# 11-25-16	vs Iowa State	L 56-73	1876
3 POINT FG-ATT	30-96	37-120	# 11-27-16	vs Florida	L 56-65	1216
3-point FG pct	.313	.308	* = Conference game			
3-pt FG made per game	5.0	6.2	# = AdvoCare Invitational, Orlando, Fla.			
FREE THROWS-ATT	89-120	55-78				
Free throw pct	.742	.705				
F-Throws made per game	14.8	9.2				
REBOUNDS	239	204				
Rebounds per game	39.8	34.0				
Rebounding margin	+5.8	-				
ASSISTS	60	62				
Assists per game	10.0	10.3				
TURNOVERS	79	88				
Turnovers per game	13.2	14.7				
Turnover margin	+1.5	-				
Assist/turnover ratio	0.8	0.7				
STEALS	48	38				
Steals per game	8.0	6.3				
BLOCKS	23	26				
Blocks per game	3.8	4.3				
ATTENDANCE	13895	8676				
Home games-Avg/Game	2-6948	1-3148				
Neutral site-Avg/Game	-	3-1843				

Score by Periods	1st	2nd	Totals
Miami	199	240	439
Opponents	157	195	352