

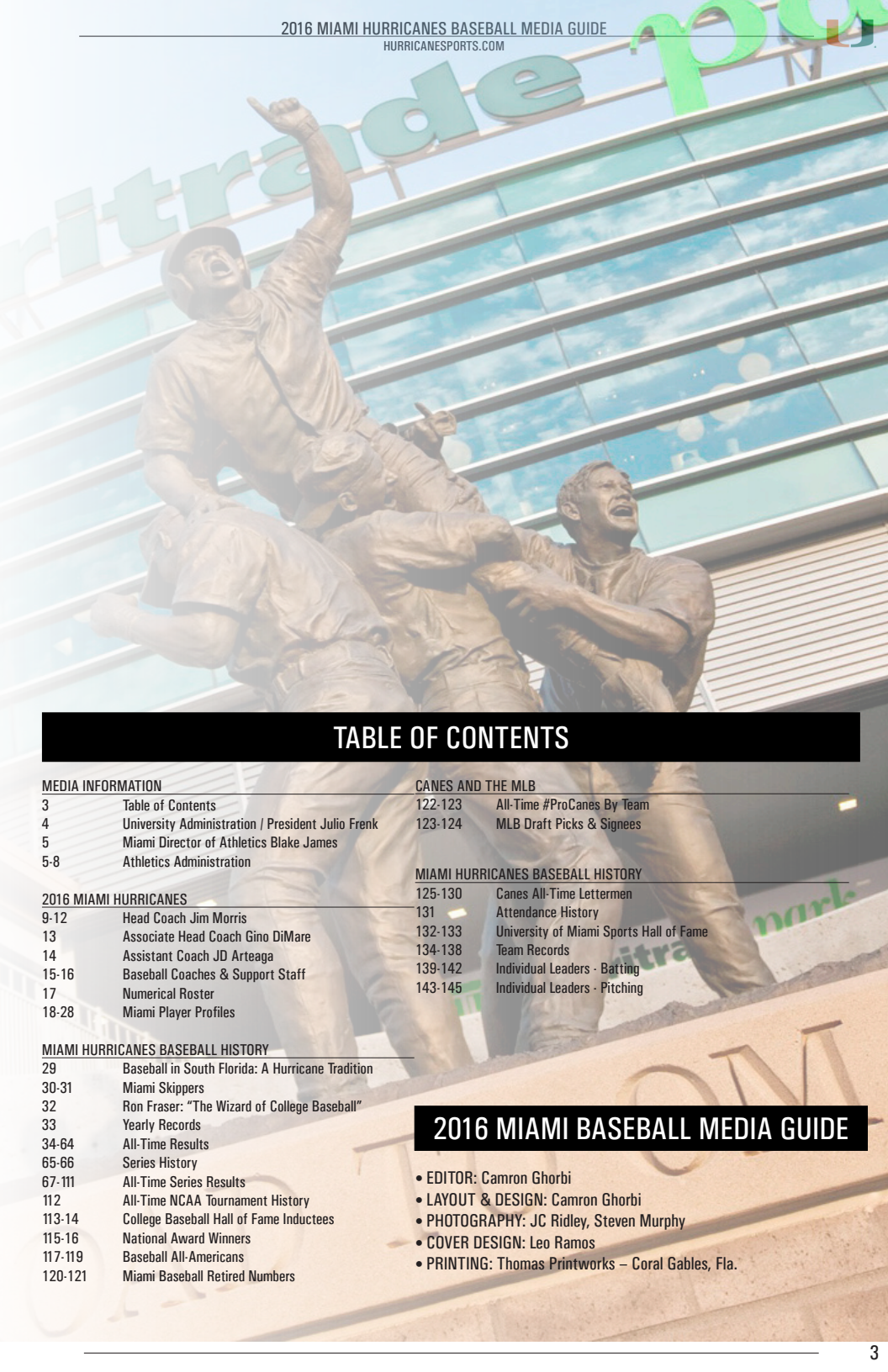
# HURRICANES

2016

BASEBALL MEDIA GUIDE







## TABLE OF CONTENTS

### MEDIA INFORMATION

3	Table of Contents
4	University Administration / President Julio Frenk
5	Miami Director of Athletics Blake James
5-8	Athletics Administration

### 2016 MIAMI HURRICANES

9-12	Head Coach Jim Morris
13	Associate Head Coach Gino DiMare
14	Assistant Coach JD Artega
15-16	Baseball Coaches & Support Staff
17	Numerical Roster
18-28	Miami Player Profiles

### MIAMI HURRICANES BASEBALL HISTORY

29	Baseball in South Florida: A Hurricane Tradition
30-31	Miami Skippers
32	Ron Fraser: "The Wizard of College Baseball"
33	Yearly Records
34-64	All-Time Results
65-66	Series History
67-111	All-Time Series Results
112	All-Time NCAA Tournament History
113-14	College Baseball Hall of Fame Inductees
115-16	National Award Winners
117-119	Baseball All-Americans
120-121	Miami Baseball Retired Numbers

### CANES AND THE MLB

122-123	All-Time #ProCanes By Team
123-124	MLB Draft Picks & Signees

### MIAMI HURRICANES BASEBALL HISTORY

125-130	Canes All-Time Lettermen
131	Attendance History
132-133	University of Miami Sports Hall of Fame
134-138	Team Records
139-142	Individual Leaders - Batting
143-145	Individual Leaders - Pitching

## 2016 MIAMI BASEBALL MEDIA GUIDE

- EDITOR: Camron Ghorbi
- LAYOUT & DESIGN: Camron Ghorbi
- PHOTOGRAPHY: JC Ridley, Steven Murphy
- COVER DESIGN: Leo Ramos
- PRINTING: Thomas Printworks – Coral Gables, Fla.





## DR. JULIO FRENK

UNIVERSITY PRESIDENT  
UNIVERSIDAD NACIONAL  
AUTÓNOMA DE MÉXICO, 1979

Dr. Julio Frenk, a noted leader in global public health and a renowned scholar and academic, was named the sixth president of the University of Miami in April 2015. He assumed his leadership post on August 16, 2015.

Prior to joining the University of Miami, Dr. Frenk was Dean of the Faculty at the Harvard T.H. Chan School of Public Health since January 2009. While at Harvard, he was also the T & G Angelopoulos Professor of Public Health and International Development, a joint appointment with the Harvard Kennedy School of Government.

Dr. Frenk served as the Minister of Health of Mexico from 2000 to 2006. He pursued an ambitious agenda to reform the nation's health system and introduced a program of comprehensive universal health insurance, known as Seguro Popular, which expanded access to health care for tens of millions of uninsured Mexicans.

Dr. Frenk was the founding director-general of the National Institute of Public Health in Mexico, one of the leading institutions of health education and research in the developing world. In 1998 Dr. Frenk joined the World Health Organization (WHO) as executive director in charge of Evidence and Information for Policy, WHO's first-ever unit explicitly charged with developing a scientific foundation for health policy to achieve better outcomes.

He also served as a senior fellow in the global health program of the Bill & Melinda Gates Foundation and as president of the Carso Health Institute in Mexico City. He is the founding chair of the board of the Institute for Health Metrics and Evaluation at the University of Washington. He also co-chaired the Commission on the Education of Health Professionals for the 21st Century, which published its influential report in the leading journal *The Lancet* in 2010, triggering a large number of follow-up initiatives throughout the world.

Dr. Frenk holds a medical degree from the National Autonomous University of Mexico, as well as a master of public health and a joint doctorate in Medical Care Organization and in Sociology from the University of Michigan, Ann Arbor. He has been awarded honorary doctorates from several institutions of higher learning. In September of 2008, Dr. Frenk received the Clinton Global Citizen Award for changing "the way practitioners and policy makers across the world think about health."

He is a member of the U.S. Institute of Medicine, American Academy of Arts and Sciences, and National Academy of Medicine of Mexico.

In addition to his scholarly works, which include more than 140 articles in academic journals, as well as many books and book chapters, he has written two best-selling novels for youngsters explaining the functions of the human body.



## DR. MARVIN DAWKINS

FACULTY REPRESENTATIVE  
EDWARD WATERS COLLEGE, 1970

Dr. Marvin Dawkins, a distinguished professor in the Department of Sociology at the University of Miami, is in his fourth year as the Faculty Athletics Representative. He was named to the post in April 2012, replacing Clyde McCoy after his 17 years of service in that role.

In his FAR post, Dawkins is responsible for ensuring the academic integrity of students participating in University athletic programs and helping to oversee institutional control of the Department of Athletics. The Faculty Athletics Representative serves as a liaison between the University and the athletic department. This individual is the University's voting delegate to the ACC and represents UM with the NCAA and ACC.

Dawkins received his doctorate from Florida State and completed his postdoctoral research fellowships at Howard University and The Johns Hopkins University. He previously served on the faculties of the University of Maryland, Old Dominion University and the University of Wisconsin-Parkside.

His research focuses on issues of race and social equity in such areas as education, career aspirations and mobility, substance abuse prevention, and sports. He has published widely in these areas, including his most recent article titled "Race and Pathways to Power in the National Football League" (with Jomills H. Braddock and Erica Smith), which appears in *American Behavioral Scientist* (2012). His research on golf includes book chapters, scholarly articles, and the book *African American Golfers During the Jim Crow Era* (Praeger 2000), coauthored with Graham C. Kinloch. Dawkins was recently appointed to the United States Golf Association Museum Committee and is currently completing a study on the media treatment of black golfers from the Jim Crow era to the present.



## BLAKE JAMES

**DIRECTOR OF ATHLETICS**  
MINNESOTA STATE-MANKATO, 1992

Blake James was named the University of Miami's Director of Athletics on Feb. 8, 2013. Prior to an Interim AD role that began in Oct. 2012, James served as Miami's Senior Associate AD for Development and Ticket Operations. James oversaw the day-to-day operations of development, ticket sales and ticket operations. He was also a member of the Hurricanes' senior staff and provided sport supervision.

James is currently in the fourth year of his third stint at the University of Miami.

Since becoming Athletic Director, Hurricanes' athletics facilities have undergone much-needed upgrades. He oversaw the opening of the Schwartz Center for Athletic Excellence, which houses the DiMare Gallery of Champions, full-service academic area, offices, computer lab and the Dwayne "The Rock" Johnson Football Locker Room. Other upgrades include: a new FieldTurf practice field for football via the Football Victory Fund, a new \$1 million state-of-the-art center-hung scoreboard at BankUnited Center, and a new playing surface at Cobb Stadium for both the soccer and track programs.

Under James' watch, Hurricanes student-athletes have also excelled in the classroom. In the 2014 NCAA APR report, every Miami program registered an APR score of at least 960, with nine teams scoring 990 or better out of a possible 1,000 points. Additionally, Miami's 2013 Graduation Success Rate (GSR) was 92 percent, which ranked 10th overall among FBS programs, and Miami has exceeded the NCAA average GSR in each of the last nine years.

Away from the Coral Gables campus, UM student-athletes have steadily increased their role in the surrounding South Florida community. Every year, Hurricanes student-athletes register thousands of hours of community service, including trips to elementary schools, donor drives, hospital visits, and other various community outreach programs. In June 2014, James and Miami's external staff created the #RENEWED Bus, giving Miami staff and student-athletes a chance to personally thank football season-ticket holders.

James came to UM after spending seven years at the University of Maine, where he first served as Senior Associate Athletic Director before serving as Director of Athletics from July 2005 to September 2010. As Senior Associate AD, his primary responsibilities focused on marketing, ticketing, retail operations, athletic development along with men's and women's track and field, cross country, men's soccer, men's basketball and baseball.

During his tenure at Maine, athletics experienced tremendous success, including three trips to the Frozen Four for the men's ice hockey program and NCAA playoff berths for football, baseball (two), women's basketball and softball. Additionally, James

implemented a comprehensive \$17 million facility improvement plan, which included an indoor practice facility and numerous other facility upgrades and renovations. Academically, the program flourished, earning the conference academic cup twice and maintaining better than a 3.0 GPA.

Prior to his stint at Maine, he worked in athletic development at Providence College, where he established the "Friars Forever" campaign and the Friar Athletic Fund.

James is no stranger to South Florida, beginning his athletic career with the University of Miami, working in ticket sales, corporate sales and athletic development. In April 1995, he was hired as Miami's Director of Ticket Sales, serving in that capacity until October 1997, when he was named an athletic development officer at the University of Nebraska. He returned to Miami in 1998 as the Director of Major Gifts and Corporate Sales.

He graduated from Minnesota State University - Mankato with a bachelor's degree in marketing in 1992 and later received his master's degree from St. Thomas University in 1994.

He and his wife, Kelly, have two children: daughter, Haley, and son, Ryan.



**TONY HERNANDEZ**  
**DEPUTY DIRECTOR OF ATHLETICS**  
MIAMI, 1997

Tony Hernandez, joined the University of Miami Athletic Department in 1998 and is currently the Deputy Athletic Director. In his role, he oversees the following operations and sports:

- Financial and Business Operations
- Human Resources
- Ticket Operations
- Equipment Room
- Video Services
- Adidas Relations
- Legal/Contractual Matters
- Men's Basketball
- Baseball
- Track and Field

Hernandez joined the University of Miami Athletic Department in February of 1998 as a Graduate Assistant in Academic Services. He was hired full-time in 1999 as a Compliance Coordinator, subsequently being promoted to Director of Compliance in 2002, Assistant AD for Compliance in 2004, Associate AD for Compliance in 2005 and Senior Associate Athletic Director in 2007. In 2005, he also served as the Interim Associate AD for Development and has served as the Interim Associate AD for External Affairs on two separate occasions. During his term as Interim Associate AD for Development, the Hurricane Club exceeded its annual giving budgetary goal by nearly ten percent.

By request of President Shalala, Hernandez served as Miami's Acting Athletic Director for almost two months, following Kirby Hocutt's departure to take the position of Director of Athletics at Texas Tech in February 2011.

In addition to his work at UM, Hernandez has been involved at the conference and national level. He is currently serving or has previously served on the following committees:

- NCAA Student-Athlete Reinstatement Committee
- NCAA Amateurism Cabinet
- ACC Finance Committee
- Past President of the National Association of Athletic Compliance (NAAC)
- Division I-A Athletic Directors' Compliance Task Force
- NCAA Academics/Eligibility/Compliance Cabinet
- ACC Constitution and Bylaws Committee
- Chair of the NCAA Initial-Eligibility Waivers Subcommittee.

He is also an adjunct professor for Sports Law in the School of Education at Miami and has served as an adjunct faculty member at Florida Atlantic University.

Hernandez earned both a law degree and a bachelor's of business administration in finance from the University of Miami. He is a member of Iron Arrow, the highest honor attainable at UM, and served a term as president. He is married to the former Melissa Schumacher and they have two sons, Anthony Jr. and Austin.



**JENNIFER STRAWLEY**  
DEPUTY DIRECTOR OF ATHLETICS  
SENIOR WOMAN ADMINISTRATOR  
PENNSYLVANIA, 1998

Jennifer Strawley joined the University of Miami on June 18, 2012, and currently serves as Deputy Director of Athletics and Senior Woman Administrator.

Prior to UM, Strawley concluded her second tour with the NCAA as the Director of Academic and Membership Affairs. In this role, Strawley was instrumental in providing leadership in the areas of academic governance and development of academic policy. She was the staff liaison to the NCAA Division I Committee on Academic Performance and the NCAA Division I Academic Cabinet.

Strawley also managed national office partnerships and outreach to various academic and faculty associations. She served on the steering committee to review the Academic and Membership Affairs department's business practices examining the department's operations, efficiencies and structure and is involved in a variety of other departmental internal operations, including coordinating the internal operations for the department's senior management team.

Strawley has oversight of the following areas at The U:

- Sports Medicine
- Academic Services
- Compliance Office
- Governance Liaison to NCAA and ACC
- Student-Athlete Development
- Gender Equity
- Liaison to student affairs / Dean of Student Office
- Coordinate sport oversight / coaches meetings
- Football
- Women's Basketball
- Women's tennis

Strawley rejoined the NCAA after serving as the Associate Athletics Director for Intercollegiate Sport Programs and SWA at Columbia University from 2007-10. While at Columbia, she oversaw numerous varsity sport programs including football and was the athletics program liaison for gender equity and diversity issues. Jennifer served as liaison to the Faculty Athletics Committee, Equity Subcommittee, the Football Advisory Committee and the Varsity C Alumni Group. She also served as a liaison to offices of admissions and financial aid. Jennifer was a member of the steering committee during the NCAA athletics certification process and a member of the department's Executive Management Team.

Prior to her tenure at Columbia, Jennifer was the Director of Membership Services and Student-Athlete Reinstatement at the NCAA. In this role, she provided oversight of the student-athlete reinstatement process and was instrumental in the implementation of the student first philosophy. During this time Jennifer served as a liaison to numerous NCAA committees and task forces, including the NCAA Divisions I, II and III Student-Athlete Reinstatement Committees, the NCAA Olympic Sports Liaison Committee, the United States Olympic Committee/NCAA Task Force and the working group appointed to review trends in initial eligibility.

Jennifer first joined the NCAA in 1998 as an enforcement services intern. She is a 1998 graduate of the University of Pennsylvania where she earned her bachelor of arts degree in history. During her time at Pennsylvania, she was a two-year captain for the Quakers' softball team. Strawley was inducted into the William Tennent High School Athletics Hall of Fame in January 2014.



**TIM WISE**  
SENIOR ASSOCIATE AD  
FACILITIES & EVENT OPERATIONS  
SOUTH CAROLINA, 1996

Tim Wise is in his fourth year as the Senior Associate Athletic Director for Facilities and Event Operations at the University of Miami. Wise joined the UM staff in June 2012.



Wise has oversight of the following areas:

- Facilities and Maintenance Services
- Capital Projects/Construction
- Facilities Master Planning
- Event Management and Guest Services
- Camps/Clinics
- Risk Management
- Information Technology
- BankUnited Center/Global Spectrum Liaison
- Sun Life Stadium Liaison
- Marching Band Liaison
- Sport Oversight (rowing, soccer)
- Strength and Conditioning

Wise, who has more than 18 years of experience in college athletics as an event manager, facilities director and administrator, was hired by the University of Wisconsin Athletic Department as assistant athletic director for events and facilities in August, 2008. In January 2012, he was named Interim Associate Athletic Director and elevated to the Senior Management Team with additional oversight of the University Ridge Golf Course and \$125 million in capital projects.

Wise also had supervisory oversight of the UW Athletics event management, facilities, food and beverage and guest services units and oversaw an annual budget of approximately \$15 million. He also served in a lead role in administrative coordination of UW Athletics concerts, summer camps and event parking.

Wise served as the director of facility maintenance at the University of Connecticut from August 2005 to August 2008. He oversaw daily operations of athletic facilities, projects and event operations as the assistant athletics director for facilities and operations at Eastern Michigan University from November 2003 to June 2005.

Wise was hired as the athletics event manager at the University of Denver in August 2000 and promoted to the Director of Athletics Events in August 2001 and served in that role until October 2003. Prior to his time at Denver, Wise was the event services manager at The Ohio State University's Schottenstein Center.

Wise was an event operations manager intern at Michigan State University from August 1998 to May 1999. His first position upon graduation from college was as a conference coordinator at the University of South Carolina from December 1996 to January 1998.

Wise has extensive experience working at NCAA and conference championship events. At Wisconsin he served on the departments Diversity Integration Group and was the representative to the City of Madison and UW Campus Joint Southeast Campus Area Committee. In the past, he served on Connecticut's Environmental Compliance Team as well as the schools Environmental Policy Advisory Council. He also served on the NCAA Woman of the Year Selection Committee and the NCAA Minority Opportunities and Interests Committee, three years as the Vice Chair. Wise earned the University of Denver Center for Multicultural Excellence Outstanding Staff Award in 2002-03.

He is a member of the Collegiate Event and Facility Management Association and was named to the Board

of Directors in September 2011. Wise is currently serving as the President of the association for 2015-16 and was previously 1st Vice President 2014-15, 2nd Vice President 2013-14, and 3rd Vice President 2012 -13. Wise also has membership in the Minority Opportunities Athletic Association, the National Association of Collegiate Directors of Athletics and the Stadium Managers Association.

Wise is a 1996 graduate of the University of South Carolina with a bachelor's degree in business administration and earned a masters' degree in human performance and sport studies from the University of Tennessee in 1998.



**JASON LAYTON**  
 SENIOR ASSOCIATE AD  
 COMMUNICATIONS & SALES  
 SAINT LEO, 1999

Jason Layton joined the University of Miami in December 2014 as the department's Senior Associate Athletics Director for Communications and Sales.

In this new position, Layton will be responsible for managing the department's ticket sales, marketing, communication, website and social/digital media areas.

"We could not be more excited to have Jason Layton join our senior leadership team," Director of Athletics Blake James said upon his hiring. "Jason brings a tremendous amount of experience to our department in both collegiate and professional athletics. With his leadership, drive and passion, I'm confident that he can take our department to even greater heights."

Layton's focus will center on generating revenue through ticket sales, marketing, corporate sponsorships, promotions, and licensing and multi-media rights.

"I am thrilled to be joining the University of Miami and the Miami community," Layton said. "I am very appreciative of Blake James allowing me to be part of such an outstanding team. Joining a program with such a long tradition of excellence is an amazing opportunity. I look forward to contributing to the Hurricanes' continued success."

Layton, a Florida native, arrives in Miami after spending the previous two years at Colorado State University where he served as the department's Senior Associate Athletics Director for Sales and Marketing.

During his time in Fort Collins, Colorado, Layton's ticket sales plans drove double digit increases in football, volleyball, men's basketball and women's basketball revenue and tickets sold.

In addition, Layton managed the implementation of the new Mountain West Digital network for CSU online streams, which achieved more than 70,000 views during its first year.

His oversight of CSURams.com saw a complete redesign. Under Layton's redesign, CSURams.com included a fan loyalty rewards program that rewarded fans for social activity, ticketing attendance and sponsorship engagement.



Prior to his arrival at Colorado State, Layton spent 13 years with the Tampa Bay Buccaneers. In his 13 years with the club, he handled a variety of responsibilities from ticketing and luxury suite operations to advertising and business management.

Layton began his career with the Buccaneers as a customer service representative in 1999 before elevating to the role of Senior Director of Business Administration in 2011.

A native of Florida, Layton received his bachelor's and master's degrees from Saint Leo University in Saint Leo, Fla.



**CRAIG ANDERSON**  
SENIOR ASSOCIATE AD  
COMPLIANCE  
SAINT LEO, 1999

Anderson was elevated to the role of Senior Associate Athletic Director for Compliance in July 2015 after he spent the previous two years serving as the department's Associate Athletic Director for Compliance.

At UM, Anderson is responsible for managing all aspects of the compliance unit's effort, including educating the athletics department and university staff, boosters, coaches and student-athletes about NCAA and ACC regulations. In addition, he is responsible for overseeing the compliance monitoring systems related to recruiting, certification and eligibility. Anderson is also the Sport Supervisor for the women's golf program.

In his previous position at NC State, he was charged with many roles, including monitoring all amateurism and eligibility issues, serving as the liaison to the academic support program for student-athletes, monitoring all initial eligibility/continuing eligibility processes and conducting NCAA rules education for coaches, staff, boosters and general public.

Before moving to NC State, Anderson served in a nearly three-year role as Director of Compliance at the University of Virginia from September 2007-July 2010. While in Charlottesville, he assisted with eligibility process, interpreted and researched NCAA rules for coaches and institutional staff members, monitored camps and clinics for all sports, coordinated annual coaches certification exams and coordinated transfer issues.

Anderson began his career as an Assistant Director of Compliance, spending 14 months at UNLV from July 2006-September 2007.

A native of Painted Post, N.Y., Anderson graduated from the University of Pittsburgh in 2005 with a bachelor's degree in political science. A year later, he graduated from Marshall University with a master's degree in athletic administration.

## ATHLETICS ADMINISTRATION

Director of Athletics	Blake James
Deputy AD / Business Operations	Tony Hernandez
Deputy AD / SWA	Jennifer Strawley
Sr. Associate AD / Facilities & Events	Tim Wise
Sr. Associate AD / Communications & Sales	Jason Layton
Sr. Associate AD / Compliance	Craig Anderson
Associate AD / Business Operations	Josh Boone
Associate AD / Marketing & Digital	Brian Bowsher
Associate AD / Development	Jesse Marks
Associate AD / Ticket Sales & Operations	Brent Crank
Associate AD / Academic Services	David Wyman
Associate AD / Premium Seating	Ben Creed
Assistant AD / Major Gifts	Chris Cohen
Assistant AD / Ticket Operations	Tim Cavanaugh
Assistant AD / Communications	Tom Symonds
Assistant AD / Events & Operations	Michael Turner
Assistant AD / Compliance - Eligibility	Dan Raben
Assistant AD / Ticket Sales	Mackie Feierstein

## COMMUNICATIONS & DIGITAL

Asst. Director Communications (Primary)	Camron Ghorbi
Cell	786-877-7329
Email	c.ghorbi@miami.edu
Twitter	@CamronGhorbi
Assistant AD/ Communications	Tom Symonds
Cell	305-240-9142
Email	symonds@miami.edu
Twitter	@Tom_Symonds
Assoc. Director of Communications	Amy LaBrie
Office	305-284-3241
Email	LaBrie@miami.edu
Asst. Director of Communications	David Villavicencio
Cell	786-999-3739
Email	davidv@miami.edu
Twitter	@dvillavicencio6
Asst. Director of Communications	Alex Schwartz
Cell	609-802-3674
Email	alexschwartz@miami.edu
Twitter	@AlexJSchwartz
Associate AD / Marketing & Digital Strategy	Brian Bowsher
Cell	786-447-9494
Email	b.bowsher@miami.edu
Twitter	@BrianBowsher
Asst. Director / Digital Strategy	Tim Brogdon
Cell	720-384-3391
Email	tbrogdon@miami.edu
Twitter	@TimDanBrog

Website: [www.HurricaneSports.com](http://www.HurricaneSports.com)

Twitter: @MiamiHurricanes | @CanesBaseball

Mailing Address: 5821 San Amaro Drive, Coral Gables, FL 33146





**3**  
**JIM MORRIS**  
Head Coach  
Elon, 1973  
23rd season

It doesn't matter if his roster is full of rookies or veterans, University of Miami head coach Jim Morris continues to produce some of college baseball's most consistent and dominant teams in his 23rd season in Coral Gables. With a talented staff around him, Morris' Hurricanes are continually the class of collegiate baseball, having won national titles in 1999 and 2001 and the ACC Baseball Regular Season Championship in both 2008 and 2014.

In his 22-season tenure at Miami, no program has qualified for the College World Series as much as Morris and his Hurricanes. Miami, which has qualified for the NCAA Tournament a college baseball-record 43 consecutive years, has made it to Omaha in 12 of Morris' 22 seasons in Coral Gables - including most recently in 2015, when Miami was awarded the No. 5 national seed heading into the NCAA postseason.

Morris set an NCAA record for guiding a program to the CWS in each of his first six years at UM. In addition, Morris has won 16 of 22 NCAA Regional appearances at UM, including a record 13-straight to start his tenure in Coral Gables. His teams have qualified for NCAA Regionals for the last 31 years - 22 at Miami and nine at Georgia Tech.

A three-time national coach of the year and 2008 Atlantic Coast Conference Coach of the Year, Morris has directed the Hurricanes to a 981-405-3 (.706) mark since arriving in 1994. Including his 12 seasons at Georgia Tech (1982-93), Morris has forged a 1,485-649-4 (.694) Division I record in 33 years as a head coach. Overall, Morris has been the head coach at the collegiate level for 37 seasons, spending the first four at DeKalb (Ga.) C.C. from 1976-79, and has recorded a 1,616-690-4 (.698) mark.

In addition to carrying on Miami's great baseball reputation in the last 22 years, Morris personally led the charge in the construction of Alex Rodriguez Park, and logged hundreds of hours raising funds for the stadium's renovation prior to its reopening in 2009.

In 2015, Morris led the Hurricanes to their second straight ACC Coastal Division title, the 24th College World Series appearance in program history, and reached the 50-win mark for the 12th time in his 22 seasons.

Morris entered 2015 as among the winningest active coaches in Division I baseball with 1,435 wins. He wasted little time in moving up the record books, moving into sole possession of eighth place in all-time wins (1,439) on Feb. 15 with a 25-4 win over Rutgers and then seventh place with a 9-5 win over Louisville on March 7 (1,445).

Miami captured the 2014 ACC Regular Season Championship under his watch, recording 24 wins in conference play for the first time in program history. The conference win total set a new record for the program and tied the ACC's all-time single-season win total.

**THE JIM MORRIS FILE**

**HEAD COACH**

1994-pres. Miami  
1982-1993 Georgia Tech  
1976-1979 DeKalb Community College

**ASSISTANT COACH**

1980-1981 Florida State  
1975 Appalachian State

**PLAYING EXPERIENCE**

1973-1974 Boston Red Sox organization

**PERSONAL**

Hometown Lexington, N.C.  
Education Appalachian State, 1975, M.S.  
Elon College, 1973, B.A., Economics  
Ben L. Smith High School, 1969  
Born Feb. 20, 1950  
Wife Nhan  
Son James W. Morris IV (Will)

**ACC CHAMPIONSHIPS**

Georgia Tech - 4 (1985, 1986, 1987, 1988)  
Miami - 1 (2008)

**NCAA TOURNAMENT APPEARANCES**

Georgia Tech - 9 (1985, 1986, 1987, 1988, 1989, 1990, 1991, 1992, 1993)  
Miami - 21 (1994, 1995, 1996, 1997, 1998, 1999, 2000, 2001, 2002, 2003, 2004, 2005, 2006, 2007, 2008, 2009, 2010, 2011, 2012, 2013, 2014, 2015)

**COLLEGE WORLD SERIES APPEARANCES**

Miami - 12 (1994, 1995, 1996, 1997, 1998, 1999 [national champions], 2001 [national champions], 2003, 2004, 2006, 2008, 2015)

**MISCELLANEOUS**

Fourth-winningest active Division I coach by victories (1,485)  
Sixth-winningest Division I coach all-time by victories (1,485)  
ACC Coach of the Year, 2008  
ABCA National Coach of the Year, 1999, 2001  
Collegiate Baseball Newspaper Coach of the Year, 1999, 2001  
Baseball America Coach of the Year, 1994



Morris reached two coaching milestones in the first half of the 2014 season. He became just the eighth Division I coach to reach 1,400 wins in a 5-2 win over Boston College on March 8, and won his 900th game at Miami in a 7-1 upset of No. 3 Virginia on March 22. The Hurricanes, who have never missed the Atlantic Coast Conference Championship since joining the ACC in 2004, qualified for their 10th straight conference tournament under Morris and earned a Regional host spot for their 42nd consecutive postseason trip.

On March 15, 2013, Morris won his 1,500th game as a head coach in signature fashion - upsetting No. 1 North Carolina on the road at Boshamer Stadium in Chapel Hill, N.C.

Morris has reached a number of other coaching milestones in his time in Coral Gables. His 1,000th Division-I game on April 4, 2004, at his old stomping grounds at Georgia Tech. He also achieved another milestone during the 2004 season, winning his 500th game at the helm of the Miami program. Morris' 500th win came just a few weeks following his 1,000th overall win as a Division-I head coach by beating Florida State 7-3 on April 17. His 600th win at Miami fittingly came in UM's 2006 National Opener against San Francisco on June 2, an 11-2 win that began the greatest run to the postseason in Miami's history. He is the second Hurricanes' head coach to win 500 games at Miami, joining Ron Fraser, who won 1,271 games from 1963-1992 in Coral Gables.

The 2008 season saw the Hurricanes reach their 11th CWS and reach the 50-win plateau for the seventh time under Morris. The team finished with an overall record of 53-11 (.828), the highest winning percentage for a Miami team in 16 seasons. The Hurricanes, after going 43-8 overall and 23-5 in ACC play during the regular season, went on to win their first ACC title at the 2008 ACC Championship in

Jacksonville. Miami would go on to host and win both the Coral Gables Regional (vs. Bethune-Cookman, Mississippi and Missouri) and the Coral Gables Super Regional (vs. Arizona) on its path to Omaha. Morris earned ACC Coach of the Year honors for his leadership in 2008 while eight Hurricanes were named to the All-ACC team, including left-hander Chris Hernandez, who was named ACC Freshman of the Year.

For the first time in school history, three Hurricanes were selected in the first round of the Major League Baseball Draft in 2008. Junior first baseman Yonder Alonso (7th overall to the Cincinnati Reds), junior second baseman Jemile Weeks (12th overall to the Oakland Athletics) and junior right-handed pitcher Carlos Gutierrez (27th overall to the Minnesota Twins) were the first three of eight total 'Canes taken in the 2008 draft.

Affectionately known as "3" by those surrounding the UM program, Morris and the Hurricanes claimed the 2001 National Championship with a 12-1 victory over Stanford in the College World Series finale at Rosenblatt Stadium. The 11-run margin of victory over the Cardinal tied a 45-year-old CWS record for a championship game, while the Hurricanes' 12.3 runs per game set a new CWS mark. Miami had also defeated Tennessee twice, 21-13 and 12-6, and Southern California, 4-3, to advance to the title game.

Miami finished the 2001 season riding a NCAA-high 17-game win streak, including a nine-game sweep during the postseason. The Hurricanes claimed the Coral Gables Regional championship with wins over Bucknell, Florida and Stetson, followed by a two-game sweep of Clemson in the Coral Gables Super Regional. The Hurricanes' 53-12 overall record in 2001 marked the most in wins (53) and winning percentage (.815) under Morris. Miami also led the nation in stolen bases (228) and relief pitcher appearances (223). Morris also saw school record 11 players were drafted and two more





signed to free agent contracts off his 2001 squad.

Collegiate Baseball Newspaper and the American Baseball Coaches Association each honored Morris with its National Coach of the Year honors following his 2001 title to give him five such honors for his career. He additionally won top honors from Collegiate Baseball and the ABCA after the Hurricanes defeated Florida State, 6-5, for the 1999 National Championship. Morris' first National Coach of the Year honor came in his first season at Miami in 1994.

Morris has tasted success everywhere he has been, and he knew when he came to the University of Miami in the fall of 1993 that there was no better place for a winner to be than at the helm of the Hurricane program.

The Georgia Tech program he built in his 12 years in Atlanta, and which he guided to four ACC Championships (1985, 1986, 1987, 1988) in his nine seasons, took on a lot of the qualities that former UM coach Ron Fraser had been so successful with at Miami. Morris has kept both the prestige and winning at Mark Light Field, and has the old-time fans remembering the "good old days," when it seemed like almost every season under Fraser would end in Omaha.

"Jim came to me wanting to learn. He not only wanted to know why we did the things we do at Miami, but how to do it in a first-class manner," recalled Fraser.

"In my opinion, Coach Fraser is the most influential head coach in the history of college baseball," commented Morris. "What he has done for this sport and at Miami is legendary. Coach Fraser has made an impact on so many young coaches throughout the years, including myself. He helped me tremendously before I came to Miami and still does to this day."

## FAMILY MAN

Coach Morris and his wife Nhan live in Miami with their four-year-old son, James W. Morris IV (Will).

## THE PERFECT CHOICE

Athletic Director Paul Dee officially appointed Morris Miami's eighth baseball coach on November 4, 1993. Morris graciously accepted and opened a new chapter in his storied coaching career.

"This is a great honor, I'm very excited," said Morris. "The University of Miami has a baseball program I've always respected. It is a program that I've always admired."

"I'm extremely pleased that we've been able to attract to the University of Miami one of the most outstanding collegiate baseball coaches in the country," explained Dee. "Jim's experience in a major metropolitan market with several professional teams was an important aspect of his background outside his outstanding

coaching ability.

"Another important aspect of Jim's background is that he was able to have successful teams at a highly competitive academic institution."

Leaving Georgia Tech, which was the preseason No. 1 team in 1994, had to be tough, but the usually candid Morris put it in perspective.

"I'm going from the No. 1 team in the country, to the No. 1 program in the country," he said.

## WELCOME TO MIAMI

Morris' admiration for the Hurricanes' baseball program began when he first came in contact with it as a 22-year old shortstop. He asked Coach Fraser's permission to take ground balls on the new Tartan Turf that would later become a part of Mark Light Field. His meeting with Fraser and his chance to practice at the Light left an impact on Morris that he would not forget as he began his professional career.

Morris ended up playing two seasons in the Boston Red Sox minor league system. Though his playing days came to an early end, he quickly saw that he had a future in coaching. An assistant coaching stint at Appalachian State in 1975 set the groundwork. In 1976, he then accepted the challenge of building, from scratch, a baseball program at Atlanta's DeKalb Community College's South campus.

## BUILDING THE BEST

At DeKalb, Morris started with no players and no field. After settling those "minor" issues, he quickly made a name for himself. His Eagles were nationally ranked three times in four years and advanced to the 1977 Junior College World Series. DeKalb finished second in just his second season. Morris added two more winning years at DeKalb before moving on to become an assistant coach at Florida State University.

## CARRYING THE TRADITION

On May 23, 1981, Morris received his second dose of Mark Light schooling. On that night, an overflow crowd packed The Light for a game vs. Florida State. Fraser, ever the showman, wasn't about to turn away a patron.

"Coach Fraser asked us if it was all right to rope off sections of foul territory down the lines. We said sure, and they were packed 10-feet deep in there. It was most incredible thing I've ever seen in college baseball. Fraser also asked us if we'd consider roping off the warning track, but we balked at that," added Morris. "I remember how exciting that game was and it was the first game I saw at the University of Miami. It was an outstanding day for me."

Miami defeated the Seminoles, 14-6, that night in front of 7,268 fans. It was a big night for the Hurricanes and one that Jim Morris would never forget.

A year later, Morris would accept a huge challenge in accepting the head coaching job at Georgia Tech. It was a reclamation project as the Yellow Jackets were on the backside of four straight losing seasons and were 4-23 in their first two seasons in the Atlantic Coast Conference.

At Georgia Tech, Morris was the all-time leader in coaching victories, in any of the school's varsity sports, as he had 12 straight winning seasons, nine straight NCAA regional berths, four straight Atlantic Coast Conference titles (1985-88) and a school-record 51 wins in 1987.

In 1985 Morris was asked to be director of marketing and ticket sales by Dr. Homer Rice at Georgia Tech. Morris had put the Yellow Jackets' program on the map in baseball, and in the process raised money for lights and a new stadium. After one year, Morris decided it was impossible to do both and chose to focus his efforts completely on baseball even though he had great love for marketing and fundraising.

## MAJOR LEAGUE GUIDANCE

Over 150 professional baseball players have played under Morris during their college careers at Miami, Georgia Tech and DeKalb.

Among the players Morris coached at Miami that went on to play in the Major Leagues were Ryan Braun (Milwaukee), Pat Burrell (Tampa Bay), Alex Cora (New York Mets), Bobby Hill (San Diego), Aubrey Huff (Detroit), Chris Perez (Cleveland), Cesar Carrillo (San Diego), Brian Barton (St. Louis), Gaby Sanchez (Florida), Charlton Jimerson (Houston), Jay Tessmer (New York Yankees), and Danny Graves (Cincinnati) and Jason Michaels (Houston). Several more Hurricanes during the Morris tenure are right on the cusp of making the show, including Mike Rodriguez (Houston), David Gil (Cincinnati) and Jon Jay (St. Louis). Standout players under Morris from his days at Georgia Tech were Nomar Garciaparra (Los Angeles Dodgers), Jay Payton (Oakland A's) and Jason Varitek (Boston Red Sox).

Morris has also enjoyed success on the International scene. From 1989-90, Morris served as head coach of the USA Baseball team that won a Silver Medal in the 1989 Presidential Cup (Taiwan), Bronze Medal at the Goodwill Games and the 1990 International Baseball Association (IBA) World All-Star Game in Atlanta. At the Goodwill Games, his USA squad won two of three games against Cuba, marking the first time in history a senior-level team won a series with Cuba. In 1987, Morris served as pitching coach under Ron Fraser at the Pan American Games (Silver Medal).







6

## GINO DIMARE

Associate Head Coach | 17th Season  
 Recruiting Coordinator / Hitting Coach  
 Miami, 1998

Gino DiMare serves as associate head coach in charge of hitting, as well as the baseball program's recruiting coordinator. Overall, 2016 will mark DiMare's 17th year as a member of the Hurricanes baseball staff.

DiMare rejoined the University of Miami baseball program after three years away from the program in 2011. Prior to his exit in 2008, DiMare served as the Canes recruiting coordinator and hitting coach over his final nine seasons. He held the title of assistant head coach during the 2008 season - a year the Canes won the Atlantic Coast Conference championship before advancing to the College World Series.

In 2015, DiMare guided the team to the No. 1 national ranking in offense. The Hurricanes scored 547 runs over the season, which ranked first nationally at an average of 8.16 runs per game. Miami's offense, which ranked No. 7 nationally in batting average (.307) and No. 2 in on-base percentage (.417), led the way to the team's 24th College World Series appearance in program history and second straight ACC Coastal Division title.

DiMare's impact on the program was felt immediately upon his return in 2012, as the first recruiting class under his watch was ranked among the top 10 by two national publications. Miami's incoming 2012 freshman class was ranked No. 10 by Baseball America, its first top-10 ranking from BA since 2006, and No. 9 by Collegiate Baseball. One of those newcomers, third baseman David Thompson, earned Freshman All-America honors from Perfect Game following the conclusion of the 2013 season.

Previously, DiMare helped recruit and coach players such as Yonder Alonso, Ryan Braun, Jon Jay, Gaby Sanchez, Danny Valencia and Jemile Weeks - all of whom have reached the big leagues in recent years. DiMare's accomplishments on the recruiting scene during his nine years in the capacity of recruiting coordinator are as impressive as the Hurricanes' annual postseason results.

UM's 2008 recruiting class, which was targeted primarily by DiMare, was ranked second by Collegiate Baseball and fifth by Baseball America prior to the 2007 season. That includes Braun, the 2005 ACC Player of the Year and Cesar Carrillo, the ACC's Pitcher of the Year that same season. Braun and Carrillo were also Miami's two first-round draft picks in 2005. DiMare has also kept Florida's top talent home, including 2006 first-round pick Chris Perez (Holmes Beach) and second-round pick Jay (Miami).

DiMare's offensive teams also proved to be some of the best in the history of the Hurricanes program. UMiami's offense ranked among the top 10 in school history in eight of DiMare's nine seasons as the club's hitting instructor. The 2005 team hit .321, the seventh-best team batting average in school history and the 2004 squad finished the season with a .330 batting average, which ranks fourth in



school history.

The 1999 Hurricanes posted the third-best batting average in school history with a .333 mark, while the 2000 team finished with a .323 batting average that ranks sixth all time. Miami batted .315 in 2003 and .314 in 2002 (10th). The 2008 team that advanced to the College World Series and spent much of the season atop the national collegiate baseball polls finished the year hitting at a school eighth-best .320 average, while also ranking tied for second in home runs (106), fourth in slugging percentage (.541), eighth in total bases (1,202) and RBI (517), tied for ninth in doubles (135) and 10th in hits (711).

DiMare has long been associated with the Miami baseball program. First, he was a fan as a kid growing up in South Florida. Then, DiMare was a player for the Hurricanes following a stellar career at Miami Westminster Christian. He was a standout outfielder for the Canes from 1989-92, with a career batting average of .290. He currently ranks among UM's leaders in career games played (243), career stolen bases (93) and total sacrifices (36). In 1991, DiMare led the Hurricanes with a .353 batting average.

Following his career in Coral Gables, he was signed as a free agent by the Boston Red Sox. He played the 1992-93 seasons in the Red Sox minor league system in Winter Haven and Ft. Lauderdale.

DiMare currently resides in Miami with his wife Denise and four daughters: Nicolette, Gianna, Giselle and Gina.


**33**

## J.D. ARTEAGA

Assistant Coach / Pitching Coach

14th Season

Miami, 2002

J.D. Arteaga is entering his 14th season on the UM coaching staff, and has served as UM's pitching coach since 2003.

Arteaga, a standout southpaw during his own four years in the Miami rotation, coached lefthander Chris Diaz to ACC Co-Pitcher of the Year honors in 2014. Under his guidance, all four of Miami's starting pitchers in 2014 - Diaz, Bryan Radziewski, Javi Salas and Andy Suarez - were all drafted in the top 10 rounds of the 2014 Major League Baseball Draft.

Suarez, who elected to return to school and served as the staff ace on a 2015 team that qualified for the College World Series, was drafted in the second round (No. 67) overall by San Francisco in the 2015 MLB Draft.

Arteaga helped lead Radziewski to Rawlings All-America honors in 2013 - the first for a UM player since 2010. Two of the team's weekend starters, Radziewski and Diaz, ranked among the top three in ERA for all Atlantic Coast Conference pitchers in 2013.

Arteaga has tutored three recent first-round draft picks in the Major League Baseball Amateur Draft - Carlos Gutierrez in 2008, Chris Perez in 2006 and Cesar Carrillo in 2005. Gutierrez was the 27th overall pick in the 2008 draft by the Minnesota Twins after earning second team All-ACC honors. Perez, who came to Miami as a starting prospect, was aided by Arteaga in his transition to becoming one of the country's top closers. Carrillo started his career 24-0 as a Hurricane.

In addition to his work in converting Perez from a starter to a closer, he helped Kyle Bellamy in his transition from a traditional over-the-top throwing motion to a sidewinding delivery. The move had great rewards, as

Bellamy recorded 16 saves and finished the 2009 season with a 0.97 ERA en route to numerous first team All-America honors.

Arteaga's 2008 staff boasted National Freshman Pitcher of the Year and Roger Clemens Award finalist Chris Hernandez, who finished 11-0 with a 2.72 ERA while opponents hit just .223 against him. All three starters in 2008, Hernandez, sophomore lefty Eric Erickson and senior right-hander Enrique Garcia combined to go 27-4 while the entire pitching staff combined for the fewest walks (187) in school history and eighth-most strikeouts (554).

His 2006 staff, composed almost entirely of first-time starters, recorded five shutouts, the most by a UM staff since the 1998 season. Miami also recorded the team's first postseason shutout on the road since 1976 with a 7-0 win against Ole Miss in the 2006 Oxford Super Regional.

Morris named Arteaga the Hurricanes' next pitching coach on March 4, 2003, nine games deep into the season. Arteaga played for the Hurricanes from 1994-1997, helping UM reach the College World Series four straight seasons. He left Miami as the program's all-time wins leader with 43 and the all-time retired leader with 72.


Miami returns Arteaga's No. 33 on Feb. 5, 2003, prior to the season opener with Florida International. A 26th round draft choice by the New York Mets, Arteaga spent five seasons in the Mets' and Houston Astros' organizations. He had signed on with the Texas Rangers' organization in the spring of 2003, prior to accepting his post with the Hurricanes. He spent his last professional season with the Astros' Triple-A franchise New Orleans Zephyrs

The left-hander came to the Hurricanes out of Westminster Christian in Miami. He won a career best 12 games as a junior in 1996 (12-1) and came back to go 11-4 as a senior.

Arteaga earned his bachelor's degree in criminal justice from Miami in 2002. He is married to the former Ysha Schettini and the couple has two children, a son, Ari, and a daughter, Ariana.



## BASEBALL COACHES / SUPPORT STAFF



48

### NORBERTO LOPEZ

Catchers / Hitting | 1st Season  
Nova Southeastern, 1999

University of Miami head baseball coach Jim Morris announced the hiring of Norberto Lopez to the position of assistant baseball coach on Sept. 4, 2015.

Lopez, who got his start playing baseball at Monsignor Pace High School in Hialeah, Fla., before moving on to Broward College and Nova Southeastern, oversees catchers and also assists coach Gino DiMare with the Hurricane hitters.

“Coach Lopez is exactly what we need. He’s a Miami guy, he’s someone who has caught in college and professional baseball, and he is a great source of knowledge for our players at that position,” Morris said upon his hiring.

After being drafted by the Los Angeles Angels of Anaheim in 1999, he spent three years in the organization. Lopez advanced to AAA and made an appearance in the Angels’ major league camp.

Most recently, Lopez served on the UTPA Broncs coaching staff from 2009-2015. He was promoted to the position of Broncs associate head coach prior to the 2015 season.

“I’m extremely excited – I can’t express it in words,” Lopez said about joining the Miami staff. “Growing up in Miami, I was a big fan of UM, and now I get to work alongside a legend in Jim Morris, a great recruiting coordinator in Gino DiMare and a tremendous pitching coach in JD Arteaga.”

Behind the plate Lopez will be working with 2015 All-America and All-ACC first team selection Zack Collins, as well as all of the Hurricanes catchers.

“I’m very excited about having him and what he can bring to our program,” Morris said. “Coach Lopez can help elevate Zack and all of our catchers to the next level.”

Lopez was an assistant coach for FAU where he helped the Owls compile a .341 batting average with 93 homeruns in 2007, and a .321 batting average with 99 homeruns in 2008.

Prior to his time at FAU, Lopez spent two years at Broward Community College from 2004 through 2006 where he led the team to a third place finish at the National Junior College Athletic Association World Series. Serving as the hitting and catching coach, Lopez saw his team hit .301, set the home run record at the state tournament and win the Florida Community College Activities Association state title.

Lopez graduated from Nova Southeastern University with a bachelor’s degree in business administration in 1999. In 2006, he earned a master’s in exceptional student education from Nova Southeastern.

Lopez and his wife Cheryl have two sons, Niko and Mason.



### BRIAN GABRIEL

Strength & Conditioning | 3rd Season  
Incarnate Word, 1996

Brian Gabriel is entering his third season as an assistant strength and conditioning coach with the Miami Hurricanes, and has direct oversight of the Hurricanes baseball program.

Gabriel arrived in Miami after serving for six years as the head strength and conditioning coach at Coastal Carolina University. From 2006-09, Gabriel was the director of strength and conditioning for the Chanticleers’ Olympic sports teams. In December 2009, he was promoted to director of speed, strength and conditioning for all sports, including the Chanticleers baseball and football teams.

Gabriel’s strength and conditioning programs helped impact a Chanticleers baseball program that captured six consecutive Big South Conference Championships, six NCAA Regional appearances, three NCAA Regional host spots, and two NCAA Super Regional appearances.

Certified by the National Strength & Conditioning Association, Gabriel arrived at CCU in 2006 from Columbia University, where he served as an assistant strength coach and director of football strength and performance for four years. Prior to his time at Columbia, Gabriel had spent one year at Trinity (Texas) University as head strength and conditioning coordinator, as well as one year in the same position with the Detroit Dogs of the American Basketball Association - who won the ABA’s World Championship that year.

A 1996 graduate of the University of Incarnate Word with a bachelor’s degree in psychology, Gabriel earned his master’s degree in biobehavioral science-physical education from Columbia in 2006.

Gabriel and his wife Guadalupe have a son named Zion.

## BASEBALL COACHES / SUPPORT STAFF



### ROBERT "G.M." McDANIEL

Director of Baseball Operations & Camps | 16th Season  
FIU, 2003

Robert McDaniel is entering his 16th season on the Miami baseball staff. He is responsible for clubhouse operations, managing the team's equipment, coordinating UM's travel plans and pre-game meals, supervising the team's student managers and all camp activities.

McDaniel, the team's Director of Baseball Operations & Camps, is in his second stint at Miami. In 2013, McDaniel was promoted to his current position after serving as Director of Baseball Operations since his return to the program in 2001.

Following the Hurricanes' second National Championship under Head Coach Jim Morris in 2001, Miami welcomed back a member from its first title under Morris in 1999. McDaniel, better known around the ballpark as "G.M.," returned during the 2001 offseason as the Hurricanes' Coordinator of Baseball Operations, a position he held from fall 1998 through spring 1999.

McDaniel is one of the key cogs in the Miami baseball machine.

A graduate of Miami's Christopher Columbus High School, G.M. left the Hurricanes following the 1999 National Championship to complete his studies and returned in 2002. He earned his bachelor's of science degree in sports management from Florida International University in the summer of 2003.

G.M. boasts a long line of baseball tradition in his lineage as the nephew of former Miami All-American Jorge Maduro and grandson of Cuban baseball legend Bobby Maduro. Along with the Hurricanes in 1999, he has worked in the clubhouses for the Tampa Bay Devil Rays Major League Organization and at Florida State as an undergraduate in 1997-98.

With Tampa Bay, G.M. also worked in the minor league clubhouse for the Class A Princeton (W.Va.) Devil Rays. Prior to the time spent in Tallahassee, G.M. served as an intern in 1996 with the Florida Marlins community relations department.



### H.R. POWELL

Athletic Trainer | 1st Season  
Montclair State, 2013

H.R. Powell was hired as the Miami Hurricanes athletic trainer for baseball in October 2015, and is in his first season working with the program.

A native of Branchburg, N.J., Powell graduated from Montclair State with a bachelor's degree in athletic training in 2013. He is currently enrolled in Montclair State's master's program for exercise science.

Before arriving in Coral Gables, Powell spent two seasons as the head athletic trainer for the six-time Atlantic League champion Somerset Patriots. In his final season with the team, the Patriots won the league championship.

Powell has also spent time working with the baseball programs at Ramapo College and Montclair State.





# NUMERICAL ROSTER

NO	NAME	POS	B/T	HT	WT	YR	HOMETOWN / HIGH SCHOOL / PREVIOUS
0	Zack Collins	C	L/R	6-3	220	Jr.	Pembroke Pines, Fla. / American Heritage
2	Randy Batista	INF	S/R	5-11	170	Jr.	Kissimmee, Fla. / Gateway / Indian River State
4	Johnny Ruiz	INF	L/R	5-11	195	Jr.	Coral Gables, Fla. / Westminster Christian
9	Carl Chester	OF	R/R	6-0	200	Soph.	Longwood, Fla. / Lake Brantley
10	Romy Gonzalez	INF	R/R	6-2	200	Fr.	Miami, Fla. / American Senior
13	Willie Abreu	OF	L/L	6-4	225	Jr.	Hialeah, Fla. / Mater Academy
14	Danny Garcia	LHP	L/L	6-1	205	Jr.	Miami, Fla. / Westwood Christian
16	Edgar Michelangeli	INF	R/R	6-1	210	R-Jr.	Miami, Fla. / Florida Christian
17	Christopher Barr	1B	L/L	6-1	200	R-Jr.	Royal Palm Beach, Fla. / Royal Palm Beach
18	Michael Mediavilla	LHP	L/L	6-5	225	Soph.	Hialeah, Fla. / Mater Academy
19	Bryan Garcia	RHP	R/R	6-1	205	Jr.	Miami, Fla. / Christopher Columbus
21	Isaiah Musa	RHP	R/R	6-0	170	Fr.	Miami, Fla. / Westminster Christian
24	Jacob Heyward	OF	R/R	6-3	210	Jr.	McDonough, Ga. / Eagle's Landing Christian
27	Daniel Epstein	LHP	L/L	6-0	160	R-Fr.	Weston, Fla. / University School
31	Barry Buchowski	OF	R/R	6-3	215	Jr.	Moorestown, N.J. / St. Augustine / Indian River State
35	Devin Meyer	RHP	L/R	6-3	190	R-Fr.	Coral Springs, Fla. / Coral Springs Christian
36	Ryan Alvarez	OF	L/R	6-1	185	Fr.	Miami, Fla. / Christopher Columbus
37	Keven Pimentel	RHP	R/R	6-3	225	R-Fr.	Huntington Station, N.Y. / Montverde Academy
39	Cooper Hammond	RHP	R/R	6-3	205	Jr.	Venice, Fla. / Venice Senior
40	Joe Gomez	C	S/R	6-0	190	Jr.	Wellington, Fla. / King / Indian River State
41	Alex MacDonagh	C	R/R	6-0	177	Fr.	Milton, Mass. / Milton Academy
43	Thomas Woodrey	LHP	L/L	6-3	205	Sr.	Lighthouse Point, Fla. / Cardinal Gibbons
44	Peter Crocitto	C/1B	R/R	6-0	205	Soph.	Palm City, Fla. / South Fork
45	Ryan Guerra	RHP	R/R	6-1	220	R-Jr.	Miami, Fla. / Christopher Columbus
47	Enrique Sosa	RHP	R/R	5-10	180	Sr.	Panama City, Panama / Academia Interamericana
51	Brandon Lopez	SS	R/R	6-1	190	Sr.	Miramar, Fla. / American Heritage
52	Frankie Bartow	RHP	R/R	6-3	180	Fr.	Miami, Fla. / TERRA
53	Andrew Cabezas	RHP	R/R	6-0	180	Fr.	Miami, Fla. / Coral Gables Senior
55	Jesse Lepore	RHP	R/R	6-4	210	Soph.	Beverly Hills, Fla. / Trinity Catholic

## Coaching Staff

Head Coach: 3 Jim Morris (23rd season, Elon '73)  
 Associate Head Coach / Hitting / Recruiting Coordinator: 6 Gino DiMare (17th season, Miami '98)  
 Assistant Coach / Pitching: 33 J.D. Arteaga (14th season, Miami '02)  
 Assistant Coach / Catchers/Hitters: 48 Norberto Lopez (1st season, Nova Southeastern '99)  
 Strength & Conditioning Coach: Brian Gabriel (3rd Season, Incarnate Word '96)

## Support Staff

Athletic Trainer: H.R. Powell (1st season, Montclair State '13)  
 Director of Baseball Operations & Camps: Robert "GM" McDaniel (16th season, FIU '03)  
 Athletics Communications: Camron Ghorbi (5th season, Miami '11)



## 0 zack COLLINS

C • L/R • 6-3 • 220 • Jr.  
Pembroke Pines, Fla. (American Heritage)

2015 All-America Second Team (Perfect Game)  
2015 All-America Third Team (ABCA/Rawlings)  
2015 All-ACC First Team  
2014 National Freshman of the Year (Baseball America)  
2014 Freshman All-America First Team (consensus)  
2014 All-ACC Third Team  
2014 Freshman Hitter of the Year (NCBWA)  
2014 Coral Gables Regional All-Tournament Team

**2015 (Sophomore):** Earned first career All-America honors (Rawlings, third team) and was named to All-ACC first team at DH/Utility...One of top power hitters in country...Hit .302 for season with 15 home runs and 70 RBI, starting 66 of 67 games...70 RBI were second-most in ACC...Led all hitters with 57 walks...Ranked second on team in slugging percentage (.587) and third in on-base percentage (.445)...Tied for team lead with 22 multi-hit games and five triples...Started 34 games at designated hitter and 32 games at catcher...Named ACC Player of the Week on May 4...Had career-long 15-game hitting streak from May 2-May 23...Totaled six RBI in team's opening series vs. Rutgers (Feb 13-15)...Connected on first home run of season at Florida (Feb. 21), three-run blast to centerfield...Three-hit, three-run performance vs. Bethune-Cookman (April 1) opened nine-game hitting streak that lasted until April 15...Connected on two-run home run in team's 12-0 win over Florida State (April 26)...Totaled nine RBI in team's sweep of Pittsburgh (May 2-3), including three home runs and first career grand slam...Had one home run in four straight games against NYIT (May 8-10) and FAU (May 12)...Had 38 RBI over 13-game stretch (May 2-May 23), including 10 multi-RBI games...Recorded five RBI in three games at ACC Championship (May 20-23), and totaled five RBI in NCAA Coral Gables Regional (May 29-June 1)...Had three hits in College World Series, including two in opener against Florida (June 13).

**2014 (Freshman):** Named 2014 ACC Freshman of the Year...Became sixth player in program history to be named Baseball America National Freshman of the Year...Earned Louisville Slugger Freshman All-America honors from Collegiate Baseball Newspaper...Picked up first-team All-America honors from Perfect Game...Recognized with third-team All-ACC honors at catcher...Batted .298 with 11 home runs and 54 RBI - both team-high totals...Ranked among ACC leaders in nearly every offensive category...Recorded triple slash of .298 average, .427 on-base percentage and .556 slugging percentage...Connected on 14 doubles and three triples...Career-first hit was home run against Florida (Feb. 21), snapping 0-for-17 drought to open career...Went 2-for-4 with home run and two RBI at Florida State (March 2)...Connected on home run against Virginia (March 22), finishing 1-for-3 with

two runs scored and two RBI...Recorded three hits in back-to-back games against Virginia (March 24) and FGCU (March 26)...Set career high with six RBI against NC State (March 30), including two home runs...Set career high with four hits against Notre Dame (April 20)...Named ACC Player of the Week (April 28) after hitting 6-for-11 (.545) in sweep of Clemson (April 25-27), including one home run and five RBI...Went 3-for-6 with solo home run against Duke at ACC Championship (May 24)...Recorded second career multi-home run game in NCAA Coral Gables Regional against Bethune-Cookman (June 1), totaling five RBI.

**High School/Prep:** Drafted in 27th round of 2013 Major League Baseball First-Year Player Draft by Cincinnati Reds (No. 825 overall)...Ranked No. 31 high school senior nationwide by Perfect Game...Named Rawlings All-America after senior season at American Heritage, hitting .388 with seven doubles, five home runs and 31 RBI...Selected to All-Broward first team by South Florida Sun-Sentinel for final two seasons...Named First-Team All-Broward by Miami Herald (2012 and 2013) and garnered third-team honors in 2011...Ranked No. 110 Draft-eligible prospect by Perfect Game and No. 113 by Baseball America.

**Personal:** Parents are Wendy & Pat ... Has one sister, Zoe ... Transferred to American Heritage for final two seasons after spending sophomore year at Charles Flanagan...Carried 3.7 GPA in high school...Plans to major within School of Business.

## COLLINS CAREER STATISTICS

YEAR	GP-GS	AVG	AB	R	H	2B	3B	HR	RBI	SB-A
2015	66-66	.302	242	61	73	14	5	15	70	7-8
2014	61-58	.298	205	32	61	14	3	11	55	0-0
TOTALS	127-124	.300	447	93	134	28	8	26	124	7-8



## 2 randy BATISTA

INF • S/R • 5-11 • 170 • Jr.  
Kissimmee, Fla. (Gateway) (IRSC)

**Before Miami:** Spent two seasons at Indian River State College before transferring to Miami.

**High School/Prep:** Four-year varsity letterwinner at Gateway HS in Kissimmee, FL...Won two Orange Belt Conference (OBC) championships at Gateway...Two-year member of all-conference team...Batted .352 over his four seasons at Gateway.

**Personal:** Parents are Roman and Martha Batista...Has two brothers, Roman Jr. and Ronny...Has one sister, Jately...Brother Roman Jr. played four years in college and some professional baseball...Intends to major in sports administration.



**4**  
**johnny RUIZ**

INF • L/R • 5-11 • 195 • Jr.  
Coral Gables, Fla. (Westminster Christian)

**2015 (Sophomore):** Served as Miami's top bat off bench for second half of season...Started 21 games at second base and made 47 total appearances...Batted .315 with three doubles, one triple and 19 RBI...Recorded .364 average in ACC play...Delivered game-winning hit on Opening Day vs. Rutgers (Feb. 13), two-RBI single...Totaled five RBI in four-game sweep of Scarlet Knights (Feb. 13-15), starting all four games...Connected on pinch-hit triple vs. FGCU (March 4)...Totaled four hits in series at Wake Forest (March 20-22) and at North Carolina (March 27-29)...Had season-best and career high-tying three-hit games against NYIT (May 10) and Georgia Tech (May 15)...Recorded one pinch-hit at bat in College World Series game against Florida (June 13).

**2014 (Freshman):** Saw action in 45 games, including 38 starts...Batted .229 with seven doubles and 11 RBI...Took over starting third base job halfway through season...Recorded career-first hit against FAU (Feb. 19)...Went 2-for-2 with one run against FGCU (March 19)...Knocked in two runs against Virginia (March 23)...Set career high with three hits against FGCU (March 26)...Recorded six-game hitting streak from April 11 - May 7...Tied career high with three hits against Pitt (April 13)...Missed nine games late in season due to labrum injury...Connected on two doubles in ACC Championship tilt with Duke (May 24)...Went 2-for-4 in NCAA Coral Gables Regional loss to Texas Tech (May 31).

**High School/Prep:** Garnered 2013 4A-2A Player of the Year honors and First-Team All-Dade recognition from Miami Herald...Hit .564 with five homeruns and 40 RBI during final season at Westminster Christian...Garnered all-state honors from Florida Athletic Coaches Association (FACA)...Named team MVP...Earned First-Team All-Dade honors as a junior, hitting .505 with five homeruns and 21 RBI...Hit .361 in first season and .444 sophomore year.

**Personal:** Full name is Johnny Hasan Ruiz...Son of John and Mayra Ruiz...Has a brother Alex (14) and sister Cristy (16)...Intends to major within School of Business.

**RUIZ CAREER STATISTICS**

YEAR	GP-GS	AVG	AB	R	H	2B	3B	HR	RBI	SB-A
2015	47-21	.315	108	16	34	3	1	0	19	0-0
2014	45-38	.229	131	22	30	7	0	0	11	2-4
TOTALS	92-59	.268	239	38	64	10	1	0	30	2-4



**9**  
**carl CHESTER**

OF • R/R • 6-0 • 200 • Soph.  
Longwood, Fla. (Lake Brantley)

**2015 (Freshman):** Had impressive first season with Miami, making 47 starts in left field...Saw action in 64 of 67 possible games and batted .267...Hit five home runs and knocked in 25 runs...Finished 11-for-14 on stolen base attempts...Served as leadoff hitter for 30 games...Hit 10 doubles, scored 37 runs and added one triple...Recorded first hit and first RBI in career debut vs. Rutgers (Feb. 13)...Went 2-for-5 with two runs scored and first career home run at FAU (Feb. 17)...Recorded first career triple in win at Florida (Feb. 21)...Had three hits vs. Wright State (Feb. 28)...Had leadoff home run to open game vs. Stetson (March 11)...Swiped two bases in win over NC State (March 14)...Went 3-for-6 and homered in win at Wake Forest (March 21)...Connected on two doubles in series opener vs. Florida State (April 24)...Totaled four hits in sweep at Pittsburgh (May 2-3)...Hit pinch-hit home run in NCAA Coral Gables Regional-clinching win over Columbia (June 1)...Made College World Series debut vs. Florida (June 13)...Scored game-winning run in bottom of ninth as pinch runner vs. Arkansas (June 15).

**High School/Prep:** Selected in 38th round of 2014 MLB First-Year Player Draft by Milwaukee Brewers...Ranked No. 68 national high school prospect by Perfect Game...Rated No. 69 high school prospect by Baseball America...Four-year letterwinner Lake Brantley...Named Perfect Game All-American...Helped lead team to 8A state championship in 2013...Batted .314 with one home run, 19 RBI and 17 stolen bases in final season...Earned All-Conference First Team recognition in final three seasons (2012-14)...Played club baseball with Orlando Scorpions.

**Personal:** Parents are Jill and Dana...Has one brother, Cody (15) and two sisters, Kristen (29) and Katelyn (26)...Plans to major in sports administration.

**CHESTER CAREER STATISTICS**

YEAR	GP-GS	AVG	AB	R	H	2B	3B	HR	RBI	SB-A
2015	64-47	.267	191	37	51	10	1	5	25	11-14
TOTALS	64-47	.267	191	37	51	10	1	5	25	11-14




**10**  
**romy GONZALEZ**

3B • R/R • 6-2 • 200 • Fr.  
Miami, Fla. (American Senior)

**High School/Prep:** Four-year letterwinner at American Senior HS...Helped lead American to 7A state championships in 2014...All-Dade County

selection for final three straight seasons (2013-15) by *Miami Herald*, including first-team honors in final two seasons (2014, 2015)...Earned all-state honors in final two seasons...Named Honorable Mention All-Dade by *Miami Herald* as sophomore in 2013...Batted .420 with four home runs and 36 RBI senior season...Hit .387 with seven home runs and 41 RBI junior year...Totaled two homers and 65 RBI in first two seasons at American.

**Personal:** Full name is Roman Gonzalez, but goes by "Romy"...Parents are Gus and Aida Gonzalez...Has one sister, Gabriela...Intends to major in sports administration...Also played two seasons of football at American Senior HS (2011-12).



## 13 willie ABREU

OF • L/L • 6-4 • 225 • Jr.  
Hialeah, Fla. (Mater Academy)

2015 All-ACC Third Team  
2015 Coral Gables Regional All-Tournament Team  
2014 All-ACC Third Team

**2015 (Sophomore):** Had another strong season for Hurricanes, finishing with second career All-ACC honors (third team)...Served as team co-captain...Started 66 of 67 possible games in right field, batting .288 with six home runs and 47 RBI...Six home runs were fourth-most, 96 total bases were fifth-most...Added 10 doubles and one triple...Went 2-for-4 in Opening Day win over Rutgers (Feb. 13)...Had first four-hit game of career in series finale vs. Wright State (March 1)...Went 2-for-5 with three RBI in series opener at Louisville (March 7)...Connected on first home run of season at FGCU (March 10), solo blast that landed in adjacent softball complex...Had career-best 13-game hitting streak from April 10-May 2...Totaled seven hits and four RBI in series at Virginia (April 17-19)...Had one hit in each of team's three games at ACC Baseball Championship (May 20-23)...Had three-hit, five-RBI performance in NCAA Coral Gables Regional-clinching win over Columbia (June 1), including home run...Went 2-for-3 with solo home run in NCAA Coral Gables Super Regional-clinching win over VCU (June 6)...Had ninth-inning leadoff double that led to game-winning, walk-off run vs. Arkansas (June 15) at College World Series.

**2014 (Freshman):** Named third-team All-ACC outfielder after stellar first season...Hit .277 in 59 starts - most of any freshman...61 hits were tied for third-most, including eight doubles, one triple and one home run...Recorded 28 RBI and went 4-for-5 on steal attempts...16 multi-hit games were tied for third-most of any player...Registered career-first home run against Florida (Feb. 21)...Plated career-high three runs in back-to-back games against Florida State (March 2) and Villanova (March 4)...Also set career high with three hits against Florida State (March 2)...Went 1-for-4 with career-high three RBI against Virginia (March 24)...Recorded career-first walk-off hit - infield single - in 10th inning against Pitt (April 12)...Tied career high with three hits against

Clemson (April 26)...Registered career-best 12-game hitting streak from April 21 to May 11.

**High School/Prep:** Drafted in 14th round of 2013 Major League Baseball First-Year Player Draft by Cincinnati Reds (No. 435 overall)...Ranked No. 66 high school senior nationwide by Perfect Game...Named Rawlings Preseason All-America prior to senior season at Mater Academy, where he led Lions in batting average (.513), runs (34), triples (four) and homers (six)...Garnered all-state honors from Florida Athletic Coaches Association (FACA)...Earned Miami Herald First-Team All-Dade recognition senior year and named Third-Team All-Dade junior year...Selected to play in 2012 Under-Armour All-America Game at Wrigley Field...Won gold with Team USA at IBF 16U World Championships...Ranked No. 175 Draft-eligible prospect by Perfect Game and No. 202 by Baseball America.

**Personal:** Full name is William Manuel Abreu...Son of Manny and Rosy Abreu...Has a sister Jeanel (20)...Intends to major in sports administration.

### ABREU CAREER STATISTICS

YEAR	GP-GS	AVG	AB	R	H	2B	3B	HR	RBI	SB-A
2015	66-66	.288	229	44	66	10	1	6	47	4-4
2014	61-59	.277	220	29	61	8	1	1	28	4-5
TOTALS	127-125	.283	449	73	127	18	2	7	75	8-9



## 14 danny GARCIA

LHP • L/L • 6-1 • 205 • Jr.  
Miami, Fla. (Westwood Christian)

**2015 (Sophomore):** Served as one of team's top pitchers in second season, ending year as No. 4 starter and primary left-handed long reliever...Made 23 appearances with 11 starts...Recorded 3.69 ERA and led all pitchers with 80 strikeouts...83.0 innings were third-most among all pitchers...Walked 17 batters...Tied for second on team with seven wins (7-1)...Tossed 7.2 innings with one earned run and nine strikeouts vs. Barry to pick up first win of his season (Feb. 25)...Struck out career-best 11 batters in 7.0 scoreless innings against Stetson (March 11)...Improved to 4-0 with 7.0 innings against Army (March 17)...Earned sixth win of season with 1.2 innings of relief at Pittsburgh (May 3)...Struck out five batters in start vs. FAU (May 12)...Helped clinch NCAA Coral Gables Regional with 6.0 innings in finale vs. Columbia (June 1), striking out seven batters to pick up win...Made three relief appearances in College World Series (June 13-17), including 2.0 innings in CWS finale vs. Florida (June 17).

**2014 (Freshman):** Saw action in 11 games, including three starts...Finished with 18 strikeouts...Made career-first appearance in season opener against Maine (Feb. 14), striking out one batter...Recorded career-first start against Villanova (March 5), allowing two runs while striking out career-high eight...Went career-long 4.2 innings against Stetson (March 12)...Struck out 11





batters in three starts.

**High School/Prep:** Earned first-team All-Dade recognition from *Miami Herald* for final two seasons at Westwood Christian...Garnered all-state honors from Florida Athletic Coaches Association (FACA)...Recorded 5-2 record with 85 strikeouts and 1.85 ERA senior season, guiding school to first state championship in its history...Served as Warriors' team captain for final two seasons...Posted 7-3 record with 2.45 ERA and 77 strikeouts as a junior...Holds program's all-time record in strikeouts.

**Personal:** Full name is Daniel Luis Garcia...Son of Jorge and Ileana Garcia...Has a brother Christopher (22)...Plans to major in sports administration.

## D. GARCIA CAREER STATISTICS

YEAR	ERA	W-L	APP	GS	IP	H	R	ER	BB	SO
2015	3.69	7-1	23	11	83.0	88	37	34	17	80
2014	6.30	0-1	11	3	20.0	22	16	14	10	18
TOTALS	4.19	7-2	34	14	103.0	110	53	48	27	98



## 16 edgar MICHELANGELI

INF • R/R • 6-1 • 210 • R-Jr.  
Miami, Fla. (Florida Christian)

**2015 (Sophomore):** Saw action in 36 games with 10 starts...Batted .231 with 15 hits and four doubles...Knocked in six runs...Drove in two runs in win over Rutgers (Feb. 14)...Made first start of season at FAU (Feb. 17) and went 2-for-3...Had four-game hitting streak from Feb. 27-March 4...Went 1-for-2 with one double and two runs in win over Wright State (Feb. 27)...Scored three runs in team's series vs. NYIT (May 8-10)...Went 1-for-2 with one RBI against Georgia Tech (May 15)...Saw action in two postseason games, including 1-for-2 performance in NCAA Coral Gables Regional-clinching win over Columbia (June 1)...Made College World Series debut as pinch hitter vs. Florida (June 13).

**2014 (Redshirt Freshman):** Made 18 appearances including 10 starts...Batted .196 with nine hits in 46 at bats...Recorded three doubles and nine RBI...Made career-first start against Stetson (March 12)...Started at third base each game of Georgia Tech series (March 14-15), finishing with three hits and three RBI...Recorded career-high two RBI against Yellow Jackets (March 15).

**2013 (Freshman):** Sat out season due to NCAA transfer regulations.

**High School/Prep:** Three-year letterwinner at nearby Florida Christian (2010-12)...Sat out 2013 season due to NCAA transfer rules after enrolling at Miami-Dade College in the fall of 2012...Hit .413 with six homeruns and 32 RBI's as a junior at Florida Christian.

## MICHELANGELI CAREER STATISTICS

YEAR	GP-GS	AVG	AB	R	H	2B	3B	HR	RBI	SB-A
2015	36-10	.231	65	10	15	4	0	0	6	1-1
2014	18-10	.196	46	4	9	3	0	0	9	0-1
TOTALS	54-20	.216	111	14	24	7	0	0	15	1-2



## 17 christopher BARR

1B • L/L • 6-1 • 200 • R-Jr.  
Royal Palm Beach, Fla. (Royal Palm Beach)

2015 All-ACC Tournament Team

**2015 (Redshirt Sophomore):** Returned to team after one-year hiatus due to shoulder injury and served as starting first baseman...Hit .306 in 58 starts at first, finishing with seven doubles, five triples, one home run and 32 RBI...Played in 61 total games...Ended season with perfect 14-for-14 mark in steal attempts and played outstanding defense at first...Led team with 16 sacrifice hits and tied for team lead with five triples...Had two multi-hit games in team's opening sweep of Rutgers (Feb. 13-15)...Had back-to-back two-hit games vs. NC State (March 14-15), including first triple of season in second game of series...Had first three-hit game of career vs. Wake Forest (March 21) and scored two runs...Toted five hits in team's series vs. Florida State (April 24-26)...Scored at least one run in nine straight games from May 6-May 20, including multiple runs in six of those games...Had season-high three RBI in win over NYIT (May 8)...Matched season high with three RBI in series finale vs. Georgia Tech (May 16)...Had at least one hit in every game of ACC Baseball Championship, including first career home run vs. Notre Dame (May 23)...Homer was game-tying solo blast that set up eventual win...Had three RBI in NCAA Coral Gables Regional-clinching win over Columbia (June 1)...Batted .308 in three starts at College World Series, including 2-for-5 game vs. Florida (June 13) in team's CWS opener...Was only player at Miami to have at least one hit in every CWS game.

**2013 (Freshman):** Saw action in 55 games including 29 starts...Recorded 25 hits in 115 at bats (.217) with one double, one triple and six RBI...Served as primary defensive replacement at first and pinch-running threat...Went 7-for-10 on stolen base attempts (7-for-10)...Registered on-base percentage of .353...27 runs ranked third-most on team, while 22 walks ranked fourth-most...Scored run in season debut against Rutgers (Feb. 16)...Made first career start against Duke (March 10) going 1-for-2 with one run and two walks...First of six multi-hit games came against Illinois State (March 12), finishing 2-for-4 with two runs...Set career high with three hits in 9-2 win over Illinois State (March 13)...Drove in first career run in 4-1 victory over North Carolina (March 15) with RBI single.

**High School/Prep:** Four year letterman (2009-12)...Earned Team MVP honors senior year...Hit .405, with 30 stolen bases his senior year...Named 2012 7A Player of the year...1st-Team All-Area Palm Beach Post...Perfect Game WWBA All-Tournament Team...FACA All-Star.

**High School/Prep:** Son of Jim and Belinda...Has two sisters - Jacquie and Cecilia - and one brother, Juan...Biggest fan is grandmother Annette...Father won college championship with Florida Southern baseball team in 1985...Major is sports administration.

**BARR CAREER STATISTICS**

YEAR	GP-GS	AVG	AB	R	H	2B	3B	HR	RBI	SB-A
2015	61-58	.306	206	44	63	7	5	1	32	14-14
2013	55-29	.217	115	27	25	1	1	0	6	7-10
TOTALS	116-87	.274	321	71	88	8	6	1	38	21-24


**18**  
**michael MEDIAVILLA**

LHP • L/L • 6-5 • 225 • Soph.  
 Hialeah, Fla. (Mater Academy)

2015 Louisville Slugger Freshman All-America

**2015 (Freshman):** Served as team's top lefthanded reliever in first season and turned in dominant campaign...Recognized with Louisville Slugger Freshman All-America honors from *Collegiate Baseball Newspaper*...Recorded 1.94 ERA in team-leading 37 appearances (41.2 among qualifying relievers), tallying 53 strikeouts in tops 2 innings...Held opponents to paltry .182 batting average and finished with 3-2 record...53 strikeouts were most among all relievers and fifth-most on staff...Struck out more than one batter in 13 of 37 appearances...Made career debut on Opening Day vs. Rutgers (Feb. 13), tossing 0.2 innings with one strikeout...Made two relief appearances in team's series at Florida (Feb. 20-22) with three strikeouts...Set career high with four strikeouts in 2.0 clean innings of relief at North Carolina (March 28)...Saw action in all three games of team's series at Virginia (April 17-19) and totaled six strikeouts...Matched career best with four strikeouts in ACC Baseball Championship outing vs. Notre Dame (May 23), where he pitched a career-long 2.1 innings...Tossed 2.0 innings in back-to-back NCAA Coral Gables Super Regional games vs. VCU (June 5-6) and combined to strike out five batters...Saw action in all three games of team's run at College World Series, tossing 3.2 combined innings with three combined strikeouts.

**High School/Prep:** Selected by Cincinnati Reds in 40th Round of 2014 MLB First-Year Player Draft...Ranked No. 240 national high school prospect by Perfect Game...Four-year letterwinner at Mater Academy...Helped lead Mater to 2014 state championship and back-to-back district championships...Earned all-state recognition final two seasons...Finished pitching career with 25-4 record and 237 strikeouts...Hit seven home runs with 143 RBI over four seasons, including three home runs and 41 RBI in final year.

**Personal:** Parents are Angel and Raysa...Has three siblings - one brother and two sisters...Plans to major in sport administration.

**MEDIAVILLA CAREER STATISTICS**

YEAR	ERA	W-L	APP	GS	IP	H	R	ER	BB	SO
2015	1.94	3-2	37	0	41.2	26	13	9	19	53
TOTALS	1.94	3-2	37	0	41.2	26	13	9	19	53


**19**  
**bryan GARCIA**

RHP • R/R • 6-1 • 205 • Jr.  
 Miami, Fla. (Christopher Columbus)

2015 All-ACC Third Team  
 2015 ACC All-Academic Team  
 2014 All-America Third Team (NCBWA)  
 2014 Freshman All-America First Team (consensus)  
 2014 All-ACC Second Team  
 2014 ACC All-Academic Team

**2015 (Sophomore):** Served as team's closer for second straight season and earned All-ACC recognition (third team) for second time in career...Finished year with 10 saves and 2.50 ERA...Served as team co-captain...Moved into top 10 and ended season ranked fifth all-time in career saves at Miami...Finished season with 6-2 record in 39.2 innings...Struck out 38 batters in 35 appearances, third-most among all pitchers...Earned first save of season on Opening Day vs. Rutgers (Feb. 13)...Picked up vs. win of season in walk-off victory over Wright State (Feb. 28)...Pitched 2.0 clean innings of relief with two strikeouts to collect fourth save vs. Louisville (March 7)...Struck out three batters over final 2.0 innings to earn win vs. NC State (March 13)...Earned win despite allowing two late runs in relief outing at North Carolina (March 28)...Rebounded from blown save vs. Virginia (April 18) by pitching ninth vs. Cavaliers (April 19) to clinch series finale...Had three strikeouts in ACC Baseball Championship outing vs. NC State (May 22)...Was team's top reliever in NCAA postseason with seven appearances, finishing with 1-0 record, zero earned runs allowed, seven strikeouts and one walk in 6.0 innings of postseason play...Saw action in all three games of College World Series, and picked up final win of year in walk-off victory over Arkansas (June 15)...Totaled four strikeouts in 2.2 innings at CWS.

**2014 (Freshman):** Named to National Collegiate Baseball Writers Association (NCBWA) All-America third team as relief pitcher...Earned Louisville Slugger Freshman All-America honors from *Collegiate Baseball Newspaper*...Picked up first-team Freshman All-America honors from Perfect Game...All-ACC second team selection as relief pitcher...Set Miami freshman record with 15 saves...Named team's closer in February and went on to tie for 11th-most saves nationally...Finished with 7-4 record and 1.75 ERA with 10 earned runs allowed in 51.1 innings...Struck out 56 batters compared to just 19 walks...15 saves ranked second in ACC and tied him for seventh-most in single season in program history...10 of 15 saves required more than one inning...Recorded career-first save in win over Florida (Feb. 21)...Pitched two innings to earn save at Florida State (Feb. 28)...Picked up back-to-back saves against Boston College (March 8-9)...Went career-high-tying three innings against ACC Championship outing against Duke (May 24), striking out career-high-tying four batters...Tossed 3.0 innings in come-from-behind win over Texas Tech in extra innings at NCAA Coral Gables



Regional (June 1).

**High School/Prep:** Named 2013 Class 6A-8A Pitcher of the Year and First-Team All-Dade by *Miami Herald*... Finished senior season with 8-1 record, 82 strikeouts and 1.23 ERA... Garnered all-state honors from Florida Athletic Coaches Association (FACA)... Helped guide Explorers to first Greater Miami Athletic Conference (GMAC) since 2005 in final season at Columbus... Served as team captain and named team's most valuable player... Earned Honorable Mention All-Dade honors from *Miami Herald* junior year.

**Personal:** Son of Sergio and Lily Garcia... Has a brother Michael (22)... Earned "Most Improved Student" Award from Congresswoman Iliana Ros-Lehtinen at Columbus... Intends to major in finance.

## B. GARCIA CAREER STATISTICS

YEAR	ERA	W-L	APP	GS	IP	H	R	ER	BB	SO
2015	2.50	6-2	35	0	39.2	29	12	11	20	38
2014	1.75	7-4	31	0	51.1	40	12	10	19	56
TOTALS	2.08	13-6	66	0	91.0	69	24	21	39	94



## 21 isaiah MUSA

RHP • R/R • 6-0 • 170 • Fr.  
Miami, Fla. (Westminster Christian)

**High School/Prep:** Four-year letterwinner at Westminster Christian... Helped lead Westminster to state championships in 2014 and 2015... Ranked No. 255 nationally by Perfect Game... Also played for South Florida Elite, club team ranked No. 10 nationwide in final season.

**Personal:** Parents are Jorge and Barbara Musa... Has two sisters, Kaitlyn (19) and Katrina (17)... Kaitlyn plays softball at FIU... Intends to major in criminology.



## 24 jacob HEYWARD

OF • R/R • 6-3 • 210 • Jr.  
McDonough, Ga. (Eagle's Landing Christian)

2015 College World Series All-Tournament Team

**2015 (Sophomore):** Had breakout season with Hurricanes in second year, emerging as team's starting leftfielder after impressive sophomore campaign... Ranked third on team with .327 batting average... Made 22 starts, including 17 straight to end season, and played in 56 total games... Totaled four home runs and 24 RBI... Had four doubles and scored 37 runs... Was team's top hitter in NCAA postseason, hitting .355 in nine total postseason games and team-best .455 in three games at College World Series... Served as defensive replacement

early on before taking over starting left field duty... Hit first two home runs of career in back-to-back games vs. NYIT (May 8-9) after entering as pinch hitter... Started series finale vs. NYIT (May 10), beginning stretch of 17 starts to end season... Had career-best six RBI in finale vs. Georgia Tech (May 16), including third home run... Jumpstarted game-winning rally vs. Virginia at ACC Baseball Championship (5/20) with eighth-inning single... Went 2-for-5 with three runs scored in NCAA Coral Gables Regional-clinching win over Columbia (June 1)... Totaled three RBI in two games against VCU at NCAA Coral Gables Super Regional (June 5-6)... Had heroic performance vs. Arkansas at College World Series (June 15), finishing 3-for-3 with two-run home run and walk-off single in bottom of ninth inning.

**2014 (Freshman):** Saw action in 24 games, including 11 starts... Made career-first start as designated hitter against Maine (Feb. 15)... Recorded career-first hit and run scored against Villanova (March 4)... Started all three games in outfield against Duke (May 9-10)... Went 1-for-3 with career-high three RBI and two runs scored against Blue Devils (May 10)... Set career high with three hits against Duke at ACC Championship (May 24)... Connected on pinch-hit single in NCAA Coral Gables Regional matchup with Texas Tech (June 2).

**High School/Prep:** Drafted in the 38th round of the 2013 Major League Baseball First-Year Player Draft by the Atlanta Braves (No. 1153 overall)... Ranked No. 196 high school senior nationwide and No. 11 player in Georgia by Perfect Game... Batted .331 with nine home runs and 42 RBI senior year, guiding Eagle's Landing Christian Academy to Class A private school championship... Hit .333 with six home runs and 30 RBI junior season.

**Personal:** Younger brother of Chicago Cubs All-Star outfielder Jason Heyward... Parents are Eugene and Laura Heyward... Plans to major within School of Communication.

## HEYWARD CAREER STATISTICS

YEAR	GP-GS	AVG	AB	R	H	2B	3B	HR	RBI	SB-A
2015	56-22	.327	110	37	36	4	0	4	24	7-9
2014	24-11	.205	44	8	9	2	0	0	4	0-1
TOTALS	80-33	.292	154	45	45	6	0	4	28	7-10



## 27 daniel EPSTEIN

LHP • R/R • 6-0 • 160 • R-Fr.  
Weston, Fla. (University School)

**2015 (Freshman):** Did not see any game action, redshirted to retain eligibility.

**High School/Prep:** Four-year letterwinner at University School... Finished senior season with 1.40 ERA and .321 batting average... Finished 14-of-16 on stolen base attempts... Struck out 11 batters compared to just two walks in final season.

**Personal:** Son of David and Jodi Epstein... Has one

brother and one sister...Plans to major within School of Business.



## 31 barry BUCHOWSKI

OF • R/R • 6-3 • 215 • Jr.  
Moorestown, N.J. (St. Augustine)  
Indian River State College

**Before Miami:** Played for Indian River State College for one season (2014) before transferring to Miami.

**High School/Prep:** Four-year letterwinner at St. Augustine Prep in Richland, N.J....Earned all-state honors in and All-South Jersey honors from the Philadelphia Inquirer in 2013...Batted .419 with six home runs and 29 RBI...Added 12 doubles and three triples senior season...Helped lead St. Augustine to state title in sophomore season (2011).

**Personal:** Parents are Barry and Michele Buchowski...Has one sister, Francesca...Father Barry played football at Rutgers...Intends to major in business management.



## 35 devin MEYER

RHP • L/R • 6-3 • 190 • R-Fr.  
Coral Springs, Fla. (Coral Springs Christian)

**2015 (Freshman):** Did not see any game action, redshirted to retain eligibility.

**High School/Prep:** Four-year letterwinner at Coral Springs Christian Academy...Earned All-County first-team recognition from Miami Herald junior season, posting 0.36 ERA with 64 strikeouts compared to eight walks...Helped lead team to two district championships and one regional championship...Missed senior season due to surgery.

**Personal:** Parents are Dan and Kendra...Has one sister, Kara (22)...Undecided on intended major.



## 36 ryan ALVAREZ

OF • L/R • 6-1 • 185 • R-Fr.  
Miami, Fla. (Christopher Columbus)

**High School/Prep:** Three-year letterwinner at Christopher Columbus...Earned All-County first-team recognition...Batted .387 with three home runs and 34 RBI in final season...Hit .386 with four home runs and 27 RBI junior year...Batted .295 with 20 RBI in first season...

**Personal:** Parents are Ben and Nancy...Has two brothers - Matthew (16) and Luke (11) - and one sister, Lavier (11)...Plans to major in sports administration.



## 37 keven PIMENTEL

RHP • R/R • 6-3 • 225 • R-Fr.  
Huntington Station, N.Y. (Montverde Acad.)

**2015 (Freshman):** Did not see any game action, redshirted to retain eligibility.

**High School/Prep:** Ranked No. 105 national high school prospect by Perfect Game...Five-year letterwinner in baseball, including eighth grade...Transferred to Montverde Academy prior to final season...Earned all-conference recognition and All-America honors from Perfect Game...Named to 2014 Louisville Slugger Preseason All-America first team.

**Personal:** Parents are Billy and Fe...Has one brother, Elian (14)...Plans to major in sports administration.



## 39 cooper HAMMOND

RHP • R/R • 6-3 • 205 • Jr.  
Venice, Fla. (Venice Senior)

**2015 (Sophomore):** Served as Miami's top righthanded reliever for second straight season...Tied for team lead with 37 total appearances...Recorded 2.25 ERA and 5-1 record in 40.0 innings with 30 strikeouts...Walked just nine batters all season...Picked up first win of season on Opening Day vs. Rutgers (Feb. 13), striking out one batter in 0.2 innings...Struck out three batters in 2.0 innings at Florida (Feb. 20)...Saw action in all three games vs. Wright State (Feb. 27-March 1), earning win in series opener...Struck out three batters in 2.0 scoreless innings vs. NC State (March 13)...Did not allow any runs in stretch of 18 appearances from April 8-May 31...Struck out career-high four batters in 1.2 innings at Pittsburgh (May 3)...Earned fourth win of season with 1.2 scoreless innings vs. Georgia Tech (May 16)...Totaled three strikeouts in NCAA Coral Gables Regional opener vs. FIU (May 29)...Made six postseason appearances, including two in College World Series...Made CWS debut vs. Florida (June 13)...Tossed scoreless inning in CWS win over Arkansas (June 15), recording inning-ending double play on first pitch of outing.

**2014 (Freshman):** Served as one of team's top relievers with team-high 35 appearances...Recorded 2.29 ERA in 35.1 innings...Struck out 37 batters and walked 11...Allowed just one earned run over 21 appearances from March 14 to May 17...Appeared in all three games vs Pitt (April 11-13), striking out three in 3.1 innings...Went 2.2 innings against Alabama State (May 4), striking out four batters...Made three appearances at NCAA Coral Gables Regional, allowing zero earned runs.

**High School/Prep:** Earned third team All-America honors from *Baseball America*...Florida Dairy Farmer 7A Player of the Year...Named 2013 *Sarasota Herald-Tribune* Baseball Player of the Year...Garnered all-state honors





from Florida Athletic Coaches Association (FACA)... Registered 9-0 record with 0.13 ERA in 56 innings... Guided Indians to second straight 7A title, allowing just one run and 18 hits with 53 strikeouts and six walks...10 saves and 0.13 ERA serve as Venice single-season records...Named to All-America first team by Louisville Slugger.

**Personal:** Full name is Cooper John Thomas Hammond...Son of Tom and Karin Hammond...Plans to major in education.



43  
**thomas WOODREY**

LHP • L/L • 6-3 • 205 • Sr.  
Lighthouse Point, Fla. (Cardinal Gibbons)

2015 All-ACC Second Team

**2015 (Junior):** Served as Miami's Friday night starter for nearly entire season and was recognized with second-team All-ACC honors...Recorded 7-2 record and 2.88 ERA, lowest among all pitchers in rotation... Struck out 62 batters and walked just 24 in team-high 103.0 innings...Held batters to .234 average, lowest among all starters...Went at least 6.0 innings in 13 of 17 starts, and tossed only complete game of any pitcher all season...Recorded 3.15 ERA in nine ACC starts, striking out 35 batters over team-high 60.0 innings against ACC competition...Picked up win in season debut vs. Rutgers (Feb. 14), tossing 6.0 innings and allowing just two earned runs...Improved to 2-0 with 6.2 innings at Florida (Feb. 21), allowing just five hits...Moved up to Friday night role prior to series vs. Wright State, and allowed just one earned run with five strikeouts against Raiders (Feb.27)...Picked up fourth win of season with 6.0 innings and career high-tying seven strikeouts vs. Virginia Tech (April 10)...Exited after 5.0 innings with four strikeouts in win over NYIT (May 8)...Tossed Miami's first complete-game, one-hit shutout since 2003 in win over Georgia Tech (May 14)...Struck out career high-tying seven batters against Yellow Jackets and threw 112 pitches...Earned seventh win of season in NCAA Coral Gables Regional victory over Columbia (May 30), striking out five batters...Exited with no-decision but tossed 6.0 innings in College World Series debut against Arkansas (June 15)...Struck out seven Razorbacks and allowed just one unearned run.

**2014 (Sophomore):** Served as one of team's most reliable relievers, finishing with 31 appearances totaling 49.2 innings...Recorded 2.54 ERA - third-lowest among bullpen regulars...Struck out 36 batters compared to just 11 walks...19 of 31 appearances were of more than one inning...Recorded season-high four strikeouts in back-to-back outings against Maine (Feb. 14, Feb. 16)... Pitched season-long 3.1 innings against FGCU (March 19)...Did not allow any earned runs from April 16 to May 21, stretch of nine consecutive appearances...Made six postseason appearances: three in ACC Championship (May 21-24), and three in NCAA Coral Gables Regional (May 31-June 2)...Struck out eight batters and walked just two in postseason.

**2013 (Freshman):** Saw action in 19 games including three starts...Totaled 40.1 innings, fifth-most of any pitcher on staff...Ended season with 4-0 record and 3.12 ERA...Opened season as midweek starter before shifting to bullpen...Finished with 30 strikeouts compared to 14 walks...Earned save in first career appearance against Rutgers (Feb. 16)...Struck out career-high five batters in first career start against FAU (Feb. 20)...Went career-high 8.0 innings against Maine (March 5)...Made three appearances in postseason totaling 3.0 innings with six

**HAMMOND CAREER STATISTICS**

YEAR	ERA	W-L	APP	GS	IP	H	R	ER	BB	SO
2015	2.25	5-1	37	0	40.0	40	12	10	9	30
2014	2.29	5-2	35	0	35.1	32	14	9	11	37
TOTALS	2.27	10-3	72	0	75.1	72	26	19	20	67



40  
**joe GOMEZ**

C • S/R • 6-0 • 190 • Jr.  
Wellington, Fla. (King's Academy)  
Indian River State College

**Before Miami:** Played two years at Indian River State College in Fort Pierce, Fla. (2013-2015).

**High School/Prep:** Two-year letterwinner at The King's Academy in West Palm Beach, Fla. (2011-13)... Helped lead team to back-to-back district championships in junior and senior seasons...Played summer baseball with Florida Pokers, where he hit .333 with four doubles.

**Personal:** Parents are German and Teresa Gomez... Has one brother, Chris and two sisters, Rebecca and Jennifer...Intends to major in economics.



41  
**alex MACDONAGH**

C • R/R • 6-0 • 177 • Fr.  
Milton, Mass. (Milton Academy)

**High School/Prep:** Two-year letterwinner in baseball at Milton Academy.

**Personal:** Parents are Colin and Catherine MacDonagh...Has a sister, Sarah...Intends to major in biochemistry.

strikeouts.

**High School/Prep:** Four year letterman at Cardinal Gibbons (2009-12)... First Team All-Broward County (2012)... Second Team All-Broward county (2010-11)... Totaled 22 wins in four seasons.

**Personal:** Son of Scott and Dianne Woodrey... Has two older brothers, Scott and Ryan. Major is Business.

## WOODREY CAREER STATISTICS

YEAR	ERA	W-L	APP	GS	IP	H	R	ER	BB	SO
2015	2.88	7-2	17	17	103.0	90	50	33	24	62
2014	2.54	4-0	31	0	49.2	38	14	14	11	36
2013	3.12	4-0	19	3	40.1	35	18	14	14	30
TOTALS	2.80	15-2	67	20	193.0	163	82	61	49	128



## 44 peter CROCITTO

C/1B • R/R • 6-0 • 205 • Soph.  
Palm City, Fla. (South Fork)

**2015 (Freshman):** Saw action in 14 games in first season... Batted .389 in 18 at bats with seven hits, four doubles and four RBI... Had first career hit in career debut vs. Rutgers (Feb. 15)... Scored first career run and made diving backhand stop at Wake Forest (March 20)... Hit first career double vs. Bethune-Cookman (April 1)... Knocked in first career run vs. Virginia Tech (April 10)... Had RBI in back-to-back games vs. Florida State (April 26) and Pittsburgh (May 2)... Saw action in two games vs. NYIT (May 8-9).

**High School/Prep:** Four-year letterman and two-time first-team All-Area selection (Martin County) at South Fork (2012-13)... Named team MVP in final season... Sportsmanship Player of the Year Award winner for last two seasons at South Fork... Named Prospect Wire World Series MVP... Perfect Game High School honorable Mention selection from 2012-14... Hit. 396 with one home run in final season... Hit. 409 junior season, .394 sophomore season and .350 freshman season.

**Personal:** Son of Peter and Louise Crocitto... National Honor Society invitee at South Fork... Earned Academic Scholar Award for GPA of 3.0 or higher... Intends to major in sports administration.

## CROCITTO CAREER STATISTICS

YEAR	GP-GS	AVG	AB	R	H	2B	3B	HR	RBI	SB-A
2015	14-0	.389	18	4	7	4	0	0	4	0-0
TOTALS	14-0	.389	18	4	7	4	0	0	4	0-0



## 45 ryan GUERRA

RHP • R/R • 6-1 • 220 • R-Jr.  
Miami, Fla. (Christopher Columbus)

**Before Miami:** Played at Broward College in 2014-15... Helped lead team to state tournament... Finished 12th in nation with 1.55 ERA in 40.2 innings at Broward.

**High School/Prep:** Played two seasons at Christopher Columbus (2011-2012)... Finished with 1.75 ERA and three saves in final year at Columbus... Had 33 strikeouts and seven walks in 32 innings, finishing with three saves.

**Personal:** Parents are Rene and Christina Guerra... Has one brother, Rene, who played at Miami in 2008-2009... has one sister, Kristen... Intends to major in sports administration.



## 47 enrique SOSA

RHP • R/R • 5-10 • 180 • Sr.  
Panama City, Panama (Acad. Interamericana)

**2015 (Junior):** Served as Miami's No. 3 starter and made 17 starts across season... Recorded 7-5 record and 4.35 ERA in 80.2 innings... Struck out 71 batters and held opponents to .256 average... Made debut in weekend rotation against Rutgers (Feb. 14) and struck out career-high 10 batters... Did not allow any runs vs. Scarlet Knights... Tossed 6.0 strong innings in start at Florida (Feb. 22), surrendering two earned runs with three strikeouts... Struck out six batters and picked up win in start vs. NC State (March 14)... Picked up fourth win of season with 6.1 shutout innings vs. Duke (April 5)... Tossed 7.0 innings of one-run ball vs. Virginia Tech (April 12), striking out six and walking none... Held Florida State (April 26) to six hits and no runs in 6.0 innings for seventh win... Struck out six in 6.0 innings against NYIT (May 10)... Made two appearances in NCAA postseason, including seven-strikeout performance against Columbia (May 31) in NCAA Coral Gables Regional... Made College World Series debut with one inning against Florida (June 18).

**2014 (Sophomore):** Made 11 appearances out of bullpen, totaling 15.1 innings... Recorded 7.04 ERA with 14 strikeouts... Struck out career-high four batters against Bethune-Cookman (March 11) in career-long 2.2 innings... Tossed two scoreless innings against Virginia Tech (April 4)... Struck out three batters in two clean innings against Alabama State (May 2)... Did not allow any hits in 1.2 scoreless innings against North Carolina (May 16).

**2013 (Freshman):** Made five appearances out of the bullpen, totaling 7.0 innings... Allowed five earned runs (6.40 ERA)... Finished with three strikeouts... Pitched 1.0 scoreless inning in career debut against St. Thomas (Feb. 26)... Went career-high 2.2 innings and struck out two



batters against Illinois State (March 12).

## SOSA CAREER STATISTICS

YEAR	ERA	W-L	APP	GS	IP	H	R	ER	BB	SO
2015	4.35	7-5	17	17	80.2	79	43	39	31	71
2014	7.04	0-1	11	0	15.1	12	14	12	11	14
2013	6.43	0-0	5	0	7.0	8	5	5	6	3
TOTALS	4.89	7-6	33	17	103.0	99	62	56	48	88



## 51 brandon LOPEZ

SS • R/R • 6-1 • 190 • Sr.  
Miramar, Fla. (American Heritage)

**2015 (Junior):** Served as Miami's starting shortstop for third consecutive season, making 47 starts and 49 total appearances... Batted .303 with nine doubles, two triples and 23 RBI... Impressed defensively as one of conference's top shortstops... Was one of team's top hitters in ACC play, batting .375... Knocked in run in season debut at Florida (Feb. 21)... Opened season on four-game hitting streak... Went 3-for-4 with three RBI in win at Louisville (March 7)... Had three RBI in series opener vs. Virginia Tech (April 10)... Performance against Hokies jumpstarted five-game hitting streak that lasted until April 17... Had three straight multi-hit games vs. Florida State (April 24-26), batted .428 for series against Seminoles... Scored eight runs over six-game stretch from May 2-May 9, including five in sweep at Pittsburgh (May 2-3)... Totaled five hits, five runs and three RBI in final two games of team's sweep of Georgia Tech (May 14-16)... Had three three-hit games in NCAA postseason, including one in Coral Gables Regional-clinching victory over Columbia (June 1)... Went 3-for-3 with two doubles in College World Series debut vs. Florida (June 13).

**2014 (Sophomore):** Started final 56 games of season at shortstop after missing time due to injury... Batted .233 with 29 RBI... Scored 23 runs... Connected on six doubles and one triple... Nine multi-RBI games were second-most on team... 12 multi-hit games ranked sixth-most... Made season debut against Florida State (Feb. 28)... Went 2-for-4 with career-high-tying four RBI against Boston College (March 7)... Went 2-for-4 with two RBI in win over NC State (March 30)... Recorded season-long six-game hitting streak from May 4 - May 16... Went 2-for-7 in 16-inning win over North Carolina (May 16)... Finished 2-for-3 in NCAA Coral Gables Regional matchup with Bethune-Cookman... Recorded two of team's three hits in regional final against Texas Tech (June 2).

**2013 (Freshman):** Saw action in 59 games at shortstop, including 58 starts - third-most of any player... Connected for 44 hits in 181 at bats (.243 average), including one double and one homerun... Drove in 15 runs... Registered 10 multi-hit games, tied for fifth-most on team... Went 2-for-2 with one run in career debut against Rutgers (Feb. 16)... Recorded career-best seven-game hitting streak from Feb. 24 through March 5... Went 3-for-4 in series-opening win at Florida (March 1)... Drove


in two runs in win over Maine (March 5)... Connected for first career homerun at Wake Forest (May 10)... Finished series with Demon Deacons batting .416 (5-for-12) with team-high totals of five hits and five RBI, including all four in 5-4 game two loss (May 11)... Recorded first career postseason RBI in 7-0 shutout of Oklahoma State (May 31) at Louisville Regional.

**High School/Prep:** Ranked the No. 13 freshman in the nation by *Baseball America* entering the 2013 season... Drafted in the 34th round of the 2012 MLB First-Year Player Draft by the Toronto Blue Jays... Named Rawlings Third-Team All-America in 2012... Selected First-Team All-Broward by the *Miami Herald* after hitting .406 with three home runs and 19 RBI's as a senior.

**Personal:** Son of Omar and Evelyn Lopez... Has two younger sisters, Natalie (18) and Jennifer (17)... Has a younger brother, Zachary (13)... Major is sports administration.

## LOPEZ CAREER STATISTICS

YEAR	GP-GS	AVG	AB	R	H	2B	3B	HR	RBI	SB-A
2015	49-47	.303	165	29	50	9	2	0	23	1-2
2014	56-56	.233	189	23	44	6	1	0	29	6-11
2013	59-58	.243	181	17	44	1	0	1	15	5-7
TOTALS	164-161	.258	535	69	138	16	3	1	67	12-19



## 52 frankie BARTOW

RHP • R/R • 6-3 • 180 • Fr.  
Miami, Fla. (TERRA)

**High School/Prep:** Four-year baseball letterwinner at TERRA... Helped lead team to program-record 14 wins in final season, earning second-team All-Dade honors from *Miami Herald*... Finished with 6-3 record and 3.05 ERA in 2015, striking out 49 batters... Finished 5-5 with 32 strikeouts and 1.83 ERA in 2014.

**Personal:** Full name is Francis Bartow, goes by "Frankie"... Parents are Boyd and Vanessa Bartow... Has three sisters - Ashley, Brittaney and Chealsey... Ashley and Brittaney graduated from Miami, Chealsey is also a Miami student... Intends to major in sports administration.



## 53 andrew CABEZAS

RHP • R/R • 6-0 • 180 • Fr.  
Miami Gardens, Fla. (Coral Gables Senior)

**High School/Prep:** Drafted in 34th round of 2015 Major League Baseball Draft by Cleveland... Played final two seasons of high school career at Coral Gables Senior HS, earning *Miami Herald* first-team All-Dade honors in 2015... Was third-team All-Dade selection by *Herald* as

junior in 2014...Honorable Mention selection sophomore season at Mater Academy...Finished senior season at Coral Gables with 6-3 record and 84 strikeouts... Recorded 0.39 ERA with just eight walks.

**Personal:** Parents are Armando and Haydee Cabezas...Intends to major in sports administration.



55

## jesse LEPORE

RHP • R/R • 6-4 • 210 • Soph.  
Beverly Hills, Fla. (Trinity Catholic)

**2015 (Freshman):** Saw action in 10 games in first season and recorded 1.93 ERA...Struck out 10 batters in 14.0 innings...Made career debut vs. Rutgers (Feb. 14)...Tossed 2.0 innings at Florida (Feb. 20)...Recorded first career strikeout at FGCU (March 10)...Tossed 1.0 scoreless inning at Wake Forest (March 20)...Struck out two batters in 2.0 scoreless innings vs. Florida State (April 24)...Pitched 1.0 scoreless inning vs. Bethune-Cookman (May 6) with two strikeouts...Made final appearance of season vs. NYIT (May 8), striking out career-high four batters and surrendering just one hit.

**High School/Prep:** Ranked No. 210 national high school prospect by Perfect Game...Four-year letterwinner at Trinity Catholic...Led team to state championship in final season...Named 2014 FACA 4A Player of the Year and 2014 Florida Dairy Farmers 4A Player of the Year.. Earned Pitcher of the Year recognition from *Ocala Star-Banner* in 2014...Finished final season with 8-1 record... Struck out 97 batters in 55.1 innings, allowing just five earned runs with 0.63 ERA...Struck out 111 batters junior season, finishing with 1.20 ERA.

**Personal:** Son of John and Linda...Has two brothers, Jon (26) and Joe (24)...Boasted 4.4 cumulative GPA... Member of Spanish Honor Society...Intends to major in sports administration.

### LEPORE CAREER STATISTICS

YEAR	ERA	W-L	APP	GS	IP	H	R	ER	BB	SO
2015	1.93	0-0	10	0	14.0	13	5	3	7	10
TOTALS	1.93	0-0	10	0	14.0	13	5	3	7	10



## BASEBALL IN SOUTH FLORIDA: A HURRICANE TRADITION

The University of Miami baseball program thrives as one of the best in the country as well as one of the most notable in South Florida's baseball history.

Miami's first varsity game was played at Miami Field, near Miami Senior High School, in the spring of 1940. The afternoon of March 26 saw the "Hurricane nine" defeat Newberry (S.C.) College in a 13-12 thriller. Games were actually played at UM briefly in the late 1920s and early 1930s, but were discontinued until a decade later when Jack Harding resurrected the sport at the varsity level in 1940. Harding was the Hurricanes' football coach from 1937-42 and following World War II from 1945-47, as well as serving as UM's Athletic Director for 26 years. Baseball once again took a hiatus at Miami until 1946 when former UM football standout Eddie Dunn led the Hurricanes back onto the diamond.

From Major League Baseball, minor league organizations and top college and high school action, baseball and Miami have long been joined. Although amateur clubs were playing in Miami before the turn of the 20th century, the first official team appeared in 1912 with the minor league entry of the Miami Magicians of the Class D East Florida State League. The Magicians competed until the U.S. entered World War I.

Teams in the Florida East Coast League, including the Miami Wahos, Miami Beach Flamingos, Fort Lauderdale Tarpons and West Palm Beach Indians, suspended operations in 1943 until the end of the war. From 1946 through 1955, a large portion of UM's schedule was against military service teams throughout the Southeast.

Construction on Miami Stadium began in late 1948 and opened in August 1949. At the time, the 9,000-seat stadium was hailed as one of the finest and most beautiful in baseball.

The Hurricanes were still playing at Miami Field, as were numerous minor league, high school and major league exhibitions. The opening of the new state-of-the-art facility near downtown Miami gave way to games with the Hurricanes playing the likes of the Brooklyn Dodgers, Ft. Lauderdale Braves, Miami Beach Flamingos and Miami Beach Sun

Sox as early as 1950.

The Marlins nickname made its first appearance in 1956 when the Triple A franchise from Syracuse, N.Y., moved south into Miami Stadium. Legendary baseball promoter Bill Veeck was brought in to run the team and one of his first hires was former Boston Red Sox Hall of Famer and UM head coach Jimmie Foxx. Foxx spent two seasons as head coach of the Hurricanes in 1956 and 1957.

The University of Miami became a major factor on the national collegiate baseball scene when the school hired Ron Fraser to guide the program in 1962. Fraser came to Miami at a time when the nation's concerns were focused 90 miles from Key West's shores in the Cuban Missile Crisis. He was an All-American player at Florida State in the late 1950s and was the mentor of the Dutch National Team for three years before Miami lured him to Coral Gables. Over the span of 30 years, "The Wizard of College Baseball" built what many considered the model collegiate program.

The Hurricanes won big under Fraser, becoming a regular participant in the College World Series and winning two National Championships in the 1980s. It was also under Fraser that Miami made the upgrades to Mark Light Field and proved to many skeptics that college baseball could also be successful at the gate.

From Fraser to Jim Morris, the Hurricanes are still a big draw in town and annually place among college baseball's top 15. The success of the program has only escalated under Morris with two National Championships in 1999 and 2001, along with numerous All-Americans and Major League Baseball Draft selections.

The park reopened as Alex Rodriguez Park at Mark Light Field in 2009 after a \$3.9 million anchor gift from the 14-time MLB All-Star, the largest gift ever to the University of Miami baseball program.

The most recent renovations - including postseason pennants draping the main concourse and a retired numbers installation (2014), as well as a bronze statue of Ron Fraser placed outside the ballpark (2015) - contribute to South Florida's already rich baseball history.

## MIAMI SKIPPERS

### EDDIE DUNN

**1946-1954: 82-73-1 (.522)**

The Post World War II era saw the rebirth of the University of Miami baseball program with former Hurricane football standout and eventual head coach Eddie Dunn at the helm.

Dunn was a nationally acclaimed running back for the Hurricanes from 1936-38 and later took the reins of the program from 1943-44 when gridiron coach Jack Harding left for service in the Navy. Dunn also served two seasons under Hart Morris on the men's basketball team, as well.

Over 60 years later, Dunn still remains ranked among UM's all-time top 10 in all-purpose yards (#3, 3,476), touchdowns (#5, 25), rushing yards (#8, 1,778) and points scored (#10, 160). His two football seasons saw UM go 5-1 in 1943 and 1-7-1 in '44, prior to the return of Harding to the UM sideline.

It was at that point when the Athletic Department enlisted the service of Dunn to resurrect both the basketball and baseball programs to varsity level during the post World War II era. UM had one previous season of varsity baseball in 1940 along with years of freshman class-level play.

Against teams from the state of Florida, military bases and around the Southeast, Dunn guided UM to an 82-73-2 mark over his nine seasons. His 1947 club went 11-2, followed by his second-best mark of 14-8 in '49. Dunn, who was raised in Miami, was the father of UM football All-American and Pittsburgh Steeler great Gary Dunn.

### PERRY MOSS

**1957: 15-7 (.682)**

Legendary head coach Perry Moss served one season at the helm of the Miami baseball program in 1955. His Hurricanes went 15-7, including wins over Florida and

Florida State. Moss' name is synonymous with the sport of football. Up until the 2000 season, Moss could be found pacing the sidelines of the Arena Football League's Jacksonville Tomcats. An amazing career within the sport of football, Moss has held head coach, front office and assistant coach roles in the NFL, CFL, WFL, USFL and both Arena leagues.

### JIMMIE FOXX

**1956-1957: 20-20 (.500)**

Major League Baseball Hall of Famer Jimmie Foxx spent two seasons in Coral Gables in 1956 and 1957. With a 20-20 combined record, Foxx's Hurricanes picked up wins over Florida State and Yale.

Foxx was inducted into the MLB Hall of Fame in 1951 after a stellar professional career that spanned 20 years with the Athletics, Red Sox, Cubs and Phillies. Foxx was the leagues' most valuable player three times (1932, '33, '38), while being selected to the all-star team from 1933-41. One of baseball's most feared batters, Foxx led the league in batting average (1933, '38), home runs (1932, '33, '35, '39), RBI (1932, '33, '38). He was the triple-crown winner in 1933 and still holds numerous Boston Red Sox records.

### WHITEY CAMPBELL

**1958, 1960-1962: 69-36-3 (.653)**

Former Miami four-sport star Whitey Campbell, a member of the UM Sports Hall of Fame, spent four seasons as head coach of the baseball program (1958, 1960-62). His Hurricanes were successful with a 69-36-3 combined record with highlight wins over Florida, Florida State, Jacksonville, Army, Georgia Tech and Ohio State.

Campbell, who was nicknamed "Mr. Athletics", saw action with the football, baseball and basketball programs earning

12 overall letters. He was also an assistant on the UM football coaching staff during two separate periods in the 1950's and 1960's, as well as holding assistant football coach positions at Montana, Navy and Kentucky.

In baseball, Campbell batted .301 as a freshman, .412 as a sophomore, .328 as a junior and .428 in his senior year. In football, Campbell set numerous Miami receiving records while becoming the basketball programs' first 1,000-point scorer.

## JACK HARDING

**1940, 1959: 16-14-1 (.516)**

Jack Harding served as head coach of the baseball program prior to World War II in 1940 and then again in 1959. His 1959 squad went 15-10-1 with big wins over Yale, Georgia Tech and Ohio State. Harding also served as Athletics Director at Miami from 1948-63 and then nine seasons as the head football coach (1937-42, 45-47).

His football teams went 54-23-3 during his tenure, including a 13-10 victory over Holy Cross in the Orange Bowl. During his stay at Miami, Harding left UM to serve in the United States Navy. The football program named its Most Valuable Player award the Jack Harding Award, given annually since 1963.

Harding learned his football at the University of Pittsburgh, where he was a quarterback under legendary head coach Glenn "Pop" Warner. He then went on to coach at Scranton University prior to arriving in Coral Gables.

## BRAD KELLEY

**1993: 36-22 (.621)**

Longtime baseball assistant coach Brad Kelley served one season as the head coach in 1993, following the departure of legendary UM coach Ron Fraser.

His team went 36-22 in 1993, including wins over Long Beach State, Florida, Florida State and Rice.

Kelly served eight seasons as an assistant coach under Fraser, handling the UM pitching staff for six seasons. Kelly also served as an assistant coach on the United States national team as Fraser's top aide at the 1987 Pan American Games in Indianapolis.

At the Games, the USA earned the silver medal to World Champion Cuba's gold medal. The USA defeated Cuba three of the seven meetings at the Games.



## RON FRASER: THE WIZARD OF COLLEGE BASEBALL

There was that time when Ron Fraser received a phone call from friend and former Yankees slugger Joe DiMaggio, who had just attended a preseason Miami baseball practice a few days prior. DiMaggio had remembered a flaw in one of Coach Fraser's players swing and relayed over the phone some tips on correction. Fraser took the suggestion and began to work with the player. Future Hall of Famer Ernie Yaroshuk batted an amazing .448 during his senior season and was drafted by Philadelphia.

Then there was the time that Fraser had to call upon some old buddies to help save his team, which was rumored for contraction in its early stages. St. Louis Cardinals Hall of Famer Stan Musial and Major League broadcaster Joe Garagiola showed up and hosted a Miami baseball benefit, which in turn gained the necessary attention and support from the administration for continuing Fraser's young club's survival.

Or how about the time Fraser spent a couple of weeks in Bristol, Conn., campaigning his sports' presence with ESPN. Fraser's goal was to get the Hurricanes on TV against college baseball's biggest power, USC. What would become the first college baseball game ever on television was first to be just a one-game broadcast on tape delay. After the weekend series against the Trojans in Coral Gables was completed, Miami had defeated USC three consecutive games with each game broadcast live.

Did you know that a usually modest Boston Red Sox Hall of Famer Ted Williams once rode out from centerfield sitting in a giant sized glove in efforts to draw fans to Fraser's ballpark? Legendary Yankees broadcaster Mel Allen introduced him.

Fraser always seemed a step ahead of most. His early vision of the sport came when the rest started to think his way 20 years later. It is evidenced in the migration of the sports' top celebrities to Coral Gables and their teams' annual exhibitions against the Hurricanes a reflection of Fraser's baseball genius.

Ronald "Ron" George Fraser came to the University of Miami in 1962 after serving the Dutch National Team that lasted three years and produced three European Championships. His international reputation earned him the job at Miami, succeeding Whitey Campbell. He was actually noticed by UM officials on the television show "What's My Line?" Fraser was a success on the show as he stumped the panel and unknowingly won over his future employer.

In the beginning, the support wasn't there. Fraser had nearly no money for his program and had to work days at a Coral Gables youth center. He didn't have the scholarships for his players, uniforms, nor bats or balls. Uniforms came from elsewhere, like the ones the Army program gave to Miami. Fraser recalled that the "A" and "Y" of Army were clearly visible around the freshly embroidered "Miami". Some of the first uniforms were bought from a Lucky Strike cigarette ad. Another friend of Fraser's, this one who designed

Italian suits, created uniforms that were second to none with bright lime green as the dominant color.

What was first a rusty, rugged and dust-blown park soon transformed into a place where baseball was thriving. Balls and bats showed up at the park on the southwest corner of campus. The scholarships took 10 years, but you would have never known by the success of the program, nationally and abroad. Fraser received six scholarships in 1973, the team responded with 10 more victories. He got six more for 1974. His team went 51-11 and played for the national championship in its first College World Series appearance.

The Miami program really began to blossom following that first CWS appearance. Miami was annually among the leaders in attendance and eventually drew a decade-best 1.27 million in the 1980s. Two thousand to 4,000 fans were coming on average 10 years after Miami was lucky to have 100 show up for a game. Through Fraser's efforts, Mark Light Field, which was funded with the private donation largely from George and Ethel Light, was dedicated in 1973.

It was Fraser's knack for marketing and promotion that drew the masses and earned him the nickname "The Wizard of College Baseball". Miami players were wearing white shoes and colored gloves before Charlie Finley tried the same with his Oakland A's. Fraser was the first to hire batgirls and was the first to wear green gloves on St. Patrick's Day. There were incredible car and vacation giveaways, income tax night and the San Diego Chicken.

Perhaps Fraser's biggest extravaganza was the baseball fundraiser dubbed "A Night With Ron Fraser" on February 16, 1977, a \$5,000-a-plate gourmet dinner on the infield. Five-star chefs served a 10-course dinner of caviar, Alaskan king crab legs and pheasant under glass. A harpist in a white tuxedo played on the mound and violinists strolled among the tables. It was a huge success, covered by media from across the world.

His 30-year career at Miami that spanned more three decades, Fraser produced a 1,271-438-9 record with a NCAA-record 20 straight postseason appearances and 12 trips to the College World Series with national championships in 1982 and 1985. He is a 26-time coach of the year and a member of 10 halls of fame, including the inaugural class of the College Baseball Foundation Hall of Fame in 2006.

Fraser passed away on Jan. 20, 2013 at the age of 79. In recognition of his lifetime accomplishments and a distinguished legacy of helping others, the University of Miami created the Ron Fraser Wizard Fund to honor the Hall of Fame coach with a bronze statue to outside Alex Rodriguez Park at Mark Light Field. It was installed on the afternoon of April 24, 2015 - just before Miami was to begin its annual rivalry series with Florida State at Mark Light Field.





# YEARLY RECORDS

## INDEPENDENT

1940, 1946-2005

YEAR	OVERALL	HEAD COACH
1940	1-4	Jack Harding
1941	N/A	N/A
1942	N/A	N/A
1943	N/A	N/A
1944	N/A	N/A
1945	N/A	N/A
1946	2-7	Eddie Dunn
1947	11-2	Eddie Dunn
1948	9-10	Eddie Dunn
1949	14-8	Eddie Dunn
1950	8-7	Eddie Dunn
1951	12-7	Eddie Dunn
1952	6-12-1	Eddie Dunn
1953	10-9-1	Eddie Dunn
1954	10-11	Eddie Dunn
1955	15-7	Perry Moss
1956	9-8	Jimmie Foxx
1957	11-12	Jimmie Foxx
1958	16-11	Whitey Campbell
1959	15-10-1	Jack Harding
1960	19-7	Whitey Campbell
1961	17-9-3	Whitey Campbell
1962	17-9	Whitey Campbell
1963	18-9	Ron Fraser
1964	20-9-1	Ron Fraser
1965	23-12-1	Ron Fraser
1966	19-18-1	Ron Fraser
1967	23-15-1	Ron Fraser
1968	27-11-1	Ron Fraser
1969	31-11	Ron Fraser
1970	28-15-1	Ron Fraser
1971	35-11	Ron Fraser
1972	32-17	Ron Fraser
1973	42-17	Ron Fraser
1974	51-11	Ron Fraser
1975	45-14	Ron Fraser
1976	41-15	Ron Fraser
1977	44-13	Ron Fraser
1978	50-12	Ron Fraser
1979	55-11	Ron Fraser
1980	59-12	Ron Fraser
1981	61-10	Ron Fraser
1982	55-17-1	Ron Fraser
1983	61-21	Ron Fraser
1984	48-28	Ron Fraser
1985	64-16	Ron Fraser
1986	50-17	Ron Fraser
1987	35-24-1	Ron Fraser
1988	52-14-1	Ron Fraser
1989	49-18	Ron Fraser
1990	52-13	Ron Fraser
1991	46-17	Ron Fraser
1992	55-10	Ron Fraser
1993	36-22	Brad Kelley
1994	49-14	Jim Morris
1995	48-17	Jim Morris
1996	50-14	Jim Morris
1997	51-18	Jim Morris

YEAR	OVERALL	HEAD COACH
1998	51-12	Jim Morris
1999	50-13	Jim Morris
2000	41-19-1	Jim Morris
2001	53-12	Jim Morris
2002	34-29	Jim Morris
2003	45-17-1	Jim Morris
2004	50-13	Jim Morris

## ACC

2005-Present

YEAR	OVERALL	ACC	FINISH	HEAD COACH
2005	41-19-1	19-10-1	3rd	Jim Morris
2006	42-24	17-13	5th, 4th Coastal	Jim Morris
2007	37-24	17-13	5th, 3rd Coastal	Jim Morris
2008	53-11	23-5	1st, 1st Coastal	Jim Morris
2009	38-22	18-12	5th, 3rd Coastal	Jim Morris
2010	43-20	20-10	3rd, 3rd Coastal	Jim Morris
2011	38-23	19-10	4th, 4th Coastal	Jim Morris
2012	36-23	16-14	6th, 3rd Coastal	Jim Morris
2013	37-25	14-16	8th, 5th Coastal	Jim Morris
2014	44-19	24-6	1st, 1st Coastal	Jim Morris
2015	50-17	22-8	2nd, 1st Coastal	Jim Morris

## RECORD BREAKDOWN

Games Played: 3,523

All-Time Record: 2,490-1,015-18

Winning Percentage: .707

Independent: 2,031-788-17 (.716)

ACC: 459-227-1 (.668)

ACC Play: 209-117-1 (.639)

## RECORD BY COACH

Jack Harding	16-14-1
Eddie Dunn	82-73-2
Perry Moss	15-7
Jimmie Foxx	20-20
Whitey Campbell	69-36-3
Ron Fraser	1,271-438-9
Brad Kelley	36-22
Jim Morris	981-405-3



## ALL-TIME RESULTS

## JACK HARDING

1940, 1959

## 1940

1-4 (.200)

	W	13-12	Newberry	
	L	5-7	Tampa	
4/9	L	13-18	Florida	Gainesville, Fla.
	L	2-16	Rollins	
	L	5-13	Rollins	

## EDDIE DUNN

1946-1954

## 1946

2-7 (.222)

4/15	L	5-8	Auburn	Auburn, Ala.
4/16	L	0-7	Ft. Benning Inf.	Ft. Benning, Ga.
4/16	W	9-5	Ft. Benning Para	Ft. Benning, Ga.
4/26	L	7-13	Jacksonville N.A.S.	Coral Gables, Fla.
4/27	L	4-6	Jacksonville N.A.S.	Coral Gables, Fla.
4/29	W	6-4	McDill AFB	Coral Gables, Fla.
4/30	L	11-13	McDill AFB	Coral Gables, Fla.
5/2	L	0-1	Auburn (13)	Coral Gables, Fla.
5/3	L	7-11	Auburn	Coral Gables, Fla.

## 1947

11-2 (.846)

4/4	W	1-0	Florida	Coral Gables, Fla.
4/5	W	1-0	Florida (10)	Coral Gables, Fla.
4/9	W	5-3	Florida Southern	Lakeland, Fla.
4/10	W	4-1	Florida Southern	Lakeland, Fla.
4/11	L	2-4	Rollins	Winter Park, Fla.
4/18	W	3-1	Tampa	Tampa, Fla.
4/24	W	4-1	Stetson	Miami Beach, Fla.
4/25	L	2-5	Stetson	Miami Beach, Fla.
5/3	W	6-3	Rollins	Coral Gables, Fla.
5/3	W	9-8	Rollins	Coral Gables, Fla.
5/10	W	4-1	Florida Southern	Coral Gables, Fla.
5/10	W	3-0	Florida Southern	Coral Gables, Fla.
5/16	W	9-2	Tampa	Coral Gables, Fla.

## 1948

9-10 (.474)

4/2	L	3-4	Rollins	Winter Park, Fla.
4/3	L	4-8	Rollins	Winter Park, Fla.
4/8	L	7-13	Newberry	Newberry, S.C.
4/13	W	9-3	Jacksonville N.A.S.	Coral Gables, Fla.
4/14	W	9-7	Jacksonville N.A.S.	Coral Gables, Fla.
4/19	W	14-3	Stetson	DeLand, Fla.
4/20	W	3-0	Stetson	DeLand, Fla.
4/22	L	0-1	Tampa (10)	Tampa, Fla.
4/23	W	6-5	Florida Southern (10)	Lakeland, Fla.
4/24	L	4-8	Florida Southern	Lakeland, Fla.
4/30	L	6-8	Rollins (10)	Coral Gables, Fla.
5/1	L	1-2	Rollins	Coral Gables, Fla.
5/7	L	8-16	Florida	Gainesville, Fla.
5/8	L	7-8	Florida	Gainesville, Fla.
5/11	W	3-2	Stetson	Coral Gables, Fla.
5/14	W	3-1	Florida Southern	Coral Gables, Fla.
5/15	L	2-4	Florida Southern	Coral Gables, Fla.
5/21	W	7-0	Tampa	Coral Gables, Fla.
5/22	W	10-7	Tampa	Coral Gables, Fla.

## 1949

14-8 (.636)

4/1	W	12-2	Florida Southern	Coral Gables, Fla.
4/2	W	11-8	Florida Southern	Coral Gables, Fla.
4/8	L	4-17	Florida	Coral Gables, Fla.
4/9	W	9-8	Florida	Coral Gables, Fla.
4/11	L	2-8	Florida Southern	Lakeland, Fla.
4/12	W	2-0	Florida Southern	Lakeland, Fla.
4/13	L	4-5	Stetson	DeLand, Fla.
4/14	L	6-8	Stetson	DeLand, Fla.
4/15	L	1-13	Rollins	Winter Park, Fla.
4/16	L	0-3	Rollins	Winter Park, Fla.
4/22	W	3-2	Tampa	Coral Gables, Fla.
4/23	W	14-3	Tampa	Coral Gables, Fla.
4/26	W	10-2	Cherry Point Marines	Coral Gables, Fla.
4/27	W	15-1	Cherry Point Marines	Coral Gables, Fla.
4/29	W	3-2	Stetson	Coral Gables, Fla.
4/30	W	9-3	Stetson	Coral Gables, Fla.
5/6	L	0-2	Rollins	Coral Gables, Fla.
5/7	W	5-4	Rollins	Coral Gables, Fla.
5/13	L	5-9	Florida	Gainesville, Fla.
5/14	W	7-4	Florida	Gainesville, Fla.
5/18	W	7-6	Jacksonville N.A.S. (10)	Coral Gables, Fla.
5/19	W	4-3	Jacksonville N.A.S.	Coral Gables, Fla.

## 1950

8-7 (.533)

3/17*	L	0-2	Brooklyn Dodgers	Coral Gables, Fla.
3/18*	L	1-2	Ft. Lauderdale Braves	Coral Gables, Fla.
3/22*	W	3-2	Miami Beach Flamingos	Coral Gables, Fla.
3/30*	L	0-5	Miami Sun Sox	Coral Gables, Fla.
4/7	L	2-3	Florida (13)	Coral Gables, Fla.
4/8	W	5-3	Florida	Coral Gables, Fla.
4/14	W	4-0	Rollins	Coral Gables, Fla.
4/15	L	1-6	Rollins	Coral Gables, Fla.
4/21	W	7-2	Florida Southern	Coral Gables, Fla.
4/22	W	12-2	Florida Southern	Coral Gables, Fla.
4/28	W	5-4	Stetson	Coral Gables, Fla.
4/29	W	10-7	Stetson	Coral Gables, Fla.
5/1	L	4-6	Florida	Gainesville, Fla.
5/2	W	12-9	Florida	Gainesville, Fla.
5/3	L	2-10	Stetson	DeLand, Fla.
5/4	W	13-7	Stetson	DeLand, Fla.
5/5	L	8-10	Rollins	Winter Park, Fla.
5/6	L	1-7	Rollins	Winter Park, Fla.
5/9	L	3-4	Florida Southern (13)	Lakeland, Fla.

## 1951

12-7 (.632)

3/16*	L	5-13	Brooklyn Dodgers "B"	
3/17*	L	0-1	Brooklyn Dodgers "B"	
3/22	W	11-2	Florida State	Coral Gables, Fla.
3/23	L	4-13	Florida State	Coral Gables, Fla.
3/27	L	0-2	Parris Island Marines	
3/28	W	5-3	Parris Island Marines	
3/30	W	5-4	Rollins	Coral Gables, Fla.
3/31	W	4-3	Rollins	Coral Gables, Fla.
4/3*	L	2-8	Miami Beach Flamingos	
4/13	L	3-6	Stetson	Coral Gables, Fla.
4/14	L	3-7	Stetson	Coral Gables, Fla.
4/21	W	11-2	425th Air Force	Coral Gables, Fla.
4/27	W	5-2	Rollins	Winter Park, Fla.



4/29	W	7-6	Rollins	Winter Park, Fla.	3/26	W	7-6	Amherst	Coral Gables, Fla.
4/30	W	4-3	Florida (10)	Gainesville, Fla.	3/29	L	0-10	Parris Island Marines	
5/1	L	9-17	Florida	Gainesville, Fla.	3/30	L	2-7	Parris Island Marines	
5/2	L	4-5	Stetson	DeLand, Fla.	4/1	W	8-6	Florida Southern	Coral Gables, Fla.
5/3	L	8-13	Stetson	DeLand, Fla.	4/2	W	11-2	Florida Southern	Coral Gables, Fla.
5/11	W	10-1	U of Havana	Coral Gables, Fla.	4/9	L	7-8	Rollins	Winter Park, Fla.
5/12	W	11-1	U of Havana	Coral Gables, Fla.	4/10	L	1-6	Rollins	Winter Park, Fla.
5/14	W	7-1	Florida Southern	Coral Gables, Fla.		L	2-15	Waterloo	Coral Gables, Fla.
5/15	W	5-0	Florida Southern	Coral Gables, Fla.		L	0-4	Waterloo	Coral Gables, Fla.

## 1952

6-12-1 (.316)

3/11*	L	1-7	Brooklyn Dodgers "B"	
3/22*	L	3-6	Coral Gables Sun Sox	Vero Beach, Fla.
3/24*	L	2-11	Brooklyn Dodgers "B"	
3/31	L	2-6	Parris Island Marines	
4/1	L	1-6	Parris Island Marines	
4/4	L	1-3	Florida State	Tallahassee, Fla.
4/5	L	0-7	Florida State	Tallahassee, Fla.
4/11	L	1-4	Florida	Coral Gables, Fla.
4/12	L	5-8	Florida	Coral Gables, Fla.
4/18	W	6-5	Stetson	Coral Gables, Fla.
4/19	L	4-5	Stetson	Coral Gables, Fla.
4/23	L	2-4	Stetson	DeLand, Fla.
4/24	L	4-6	Stetson	DeLand, Fla.
4/25	L	1-4	Rollins	Winter Park, Fla.
4/26	W	7-1	Rollins	Winter Park, Fla.
4/28	W	7-6	Rollins	Coral Gables, Fla.
4/29	L	1-2	Rollins	Coral Gables, Fla.
5/3	W	14-5	Patrick AFB	Coral Gables, Fla.
5/5	L	3-10	Florida	Gainesville, Fla.
5/6	T	13-13	Florida	Gainesville, Fla.
5/16	W	9-4	Tampa	Coral Gables, Fla.
5/17	W	13-6	Tampa	Coral Gables, Fla.

## 1953

10-9-1 (.500)

3/1*	W	11-1	Maritime Academy	
3/8*	L	0-6	Atlanta Crackers	
3/16	W	13-1	Patrick AFB	Coral Gables, Fla.
3/17	L	7-11	Patrick AFB	Coral Gables, Fla.
3/20	W	7-3	Patrick AFB	Cocoa, Fla.
3/21	W	12-5	Patrick AFB	Cocoa, Fla.
3/23	W	9-8	Amherst	Coral Gables, Fla.
3/24	W	12-7	Amherst	Coral Gables, Fla.
3/27	W	9-5	Georgia-Atlanta	Coral Gables, Fla.
3/30	W	18-17	Stetson	Coral Gables, Fla.
3/31	L	0-6	Stetson	Coral Gables, Fla.
4/6	T	12-12	Parris Island Marines	
4/7	L	3-8	Parris Island Marines	
4/11	L	6-7	Opa Locka Marines	
4/17	L	0-9	Rollins	Coral Gables, Fla.
4/18	W	9-8	Rollins	Coral Gables, Fla.
4/22	L	4-11	Stetson	DeLand, Fla.
4/23	W	12-0	Stetson	DeLand, Fla.
4/24	W	10-9	Rollins	Winter Park, Fla.
4/25	L	1-3	Rollins	Winter Park, Fla.
5/8	L	2-4	Opa Locka Marines	
5/9	L	6-10	Opa Locka Marines (10)	

## 1954

10-11 (.476)

3/12	L	7-9	Florida	Coral Gables, Fla.
3/13	L	8-9	Florida	Coral Gables, Fla.
3/25	W	17-4	Amherst	Coral Gables, Fla.

3/26	W	7-6	Amherst	Coral Gables, Fla.
3/29	L	0-10	Parris Island Marines	
3/30	L	2-7	Parris Island Marines	
4/1	W	8-6	Florida Southern	Coral Gables, Fla.
4/2	W	11-2	Florida Southern	Coral Gables, Fla.
4/9	L	7-8	Rollins	Winter Park, Fla.
4/10	L	1-6	Rollins	Winter Park, Fla.
	L	2-15	Waterloo	Coral Gables, Fla.
	L	0-4	Waterloo	Coral Gables, Fla.
4/16	W	5-1	Stetson	Coral Gables, Fla.
4/17	L	3-12	Stetson	Coral Gables, Fla.
4/30	L	2-10	Stetson	DeLand, Fla.
5/1	L	6-8	Stetson	DeLand, Fla.
5/2	L	0-7	Patrick AFB	Coral Gables, Fla.
5/2	W	9-6	Patrick AFB	Coral Gables, Fla.
5/3	W	3-2	Patrick AFB	Coral Gables, Fla.
5/7	W	4-2	Rollins	Coral Gables, Fla.
5/8	L	3-6	Rollins	Tallahassee, Fla.
5/10	W	15-8	Opa Locka Marines	
5/11	W	8-1	Opa Locka Marines	

## PERRY MOSS

1955

## 1955

15-7 (.682)

3/18	W	15-2	Patrick AFB	Coral Gables, Fla.
3/19	W	15-2	Patrick AFB	Coral Gables, Fla.
3/25	W	12-4	Pine Castle AFB	Orlando, Fla.
3/28	L	0-4	Florida	Gainesville, Fla.
3/29	W	4-3	Florida	Gainesville, Fla.
4/6	W	10-0	Pine Castle AFB	Coral Gables, Fla.
4/7	W	9-5	Pine Castle AFB	Coral Gables, Fla.
4/8	W	6-0	Stetson	Coral Gables, Fla.
4/15	L	3-4	Florida State	Coral Gables, Fla.
4/16	W	5-4	Florida State	Coral Gables, Fla.
4/18	W	3-1	Florida Southern	Lakeland, Fla.
4/19	W	6-0	Florida Southern	Lakeland, Fla.
4/20	L	8-20	Stetson	DeLand, Fla.
4/21	W	10-6	Stetson	DeLand, Fla.
4/22	L	2-11	Rollins	Winter Park, Fla.
4/23	L	5-12	Rollins	Winter Park, Fla.
4/24	W	8-0	Patrick AFB	Cocoa, Fla.
4/24	W	4-0	Patrick AFB	Cocoa, Fla.
4/29	W	5-4	Florida Southern	Coral Gables, Fla.
4/30	W	9-2	Florida Southern	Coral Gables, Fla.
5/6	L	3-8	Rollins	Coral Gables, Fla.
5/7	L	2-8	Rollins	Coral Gables, Fla.

## JIMMIE FOXX

1956-1957

## 1956

9-8 (.529)

3/27	L	6-9	Amherst	Coral Gables, Fla.
3/28	W	6-4	Amherst	Coral Gables, Fla.
3/29	L	14-16	Amherst	Coral Gables, Fla.
4/2	L	3-6	Florida	Coral Gables, Fla.
4/3	L	0-4	Florida	Coral Gables, Fla.
4/6	W	4-2	Florida Southern	Coral Gables, Fla.
4/7	W	12-5	Florida Southern	Coral Gables, Fla.
4/13	W	8-7	Stetson (12)	Coral Gables, Fla.
4/14	W	4-3	Stetson	Coral Gables, Fla.
4/16	L	1-6	Rollins	Coral Gables, Fla.
4/21	L	4-7	Rollins	Winter Park, Fla.



4/23	W	4-2	Florida Southern	Lakeland, Fla.
4/24	W	7-1	Florida Southern	Lakeland, Fla.
4/26	W	3-2	Stetson	DeLand, Fla.
4/26	W	2-0	Stetson	DeLand, Fla.
4/27	L	5-13	Florida State	Tallahassee, Fla.
4/28	L	0-2	Florida State	Tallahassee, Fla.

## 1957 11-12 (.478)

3/13	L	0-6	Stetson	DeLand, Fla.
3/14	W	5-4	Stetson	DeLand, Fla.
3/16	L	1-10	Florida	Gainesville, Fla.
3/16	L	5-9	Florida	Gainesville, Fla.
3/19	W	9-8	Yale	Coral Gables, Fla.
3/20	W	8-5	Yale	Coral Gables, Fla.
3/21	L	7-23	Yale	Coral Gables, Fla.
3/26	W	9-3	Amherst	Coral Gables, Fla.
3/27	L	5-10	Amherst	Coral Gables, Fla.
3/28	L	1-6	Amherst	Coral Gables, Fla.
4/5	W	10-7	Florida Southern	Coral Gables, Fla.
4/6	W	8-2	Florida Southern	Coral Gables, Fla.
4/12	L	4-6	Rollins	Coral Gables, Fla.
4/13	W	8-6	Rollins	Coral Gables, Fla.
4/16	L	3-15	Florida State	Tallahassee, Fla.
4/17	L	3-21	Florida State	Tallahassee, Fla.
4/19	W	11-1	Florida Southern	Lakeland, Fla.
4/20	L	2-6	Florida Southern	Lakeland, Fla.
4/30	L	3-15	Florida State	Coral Gables, Fla.
4/30	W	2-1	Florida State	Coral Gables, Fla.
5/3	W	7-6	Tampa	Coral Gables, Fla.
5/10	L	6-11	Stetson	Coral Gables, Fla.
5/11	W	9-7	Stetson	Coral Gables, Fla.

## WHITEY CAMPBELL

1958, 1960-1962

## 1958 16-11 (.593)

3/12	L	5-7	Stetson	DeLand, Fla.
3/14	L	4-5	Florida Southern (10)	Lakeland, Fla.
3/15	L	3-7	Florida Southern	Lakeland, Fla.
3/21	W	7-6	Georgia Tech	Coral Gables, Fla.
3/22	W	7-4	Georgia Tech	Coral Gables, Fla.
3/25	W	8-2	Amherst	Coral Gables, Fla.
3/26	W	8-4	Amherst	Coral Gables, Fla.
3/28	W	3-1	Florida	Coral Gables, Fla.
3/29	W	9-8	Florida (11)	Coral Gables, Fla.
4/1	W	6-5	Wesleyan (10)	Coral Gables, Fla.
4/2	L	5-21	Wesleyan	Coral Gables, Fla.
4/5	W	7-2	Florida Southern	Coral Gables, Fla.
4/5	W	4-3	Florida Southern	Coral Gables, Fla.
	L	4-5	Michigan (11)	Coral Gables, Fla.
4/11	W	13-3	Rollins	Winter Park, Fla.
4/16	L	3-4	Tampa	Tampa, Fla.
4/17	L	1-3	Tampa	Tampa, Fla.
4/18	L	0-18	Florida State	Tallahassee, Fla.
4/19	W	12-7	Florida State	Tallahassee, Fla.
4/25	W	5-2	Tampa Coral	Gables, Fla.
4/26	W	4-1	Tampa	Coral Gables, Fla.
5/2	W	6-5	Jacksonville	Coral Gables, Fla.
5/3	W	6-0	Jacksonville	Coral Gables, Fla.
5/5	L	2-9	Florida State	Coral Gables, Fla.
5/6	L	1-6	Florida State	Coral Gables, Fla.
5/9	W	3-0	Stetson	Coral Gables, Fla.
5/10	L	1-9	Stetson	Coral Gables, Fla.

## JACK HARDING

1940, 1959

## 1959 15-10-1 (.577)

3/14	L	1-3	Jacksonville	Jacksonville, Fla.
3/14	W	9-2	Jacksonville	Jacksonville, Fla.
3/21	L	0-4	Ohio State	Coral Gables, Fla.
3/23	W	4-1	Yale	Coral Gables, Fla.
3/25	W	4-3	Georgia Tech	Coral Gables, Fla.
3/26	W	3-2	Yale	Coral Gables, Fla.
3/27	T	2-2	Georgia Tech	Coral Gables, Fla.
3/28	W	6-2	Yale	Coral Gables, Fla.
3/28	L	3-15	Georgia Tech	Coral Gables, Fla.
3/28	L	0-4	Georgia Tech	Coral Gables, Fla.
3/30	L	2-6	Yale (10)	Coral Gables, Fla.
3/30	L	3-4	Yale	Coral Gables, Fla.
3/31	W	11-9	Yale	Coral Gables, Fla.
4/1	W	9-8	Amherst	Coral Gables, Fla.
4/2	W	6-3	Amherst	Coral Gables, Fla.
4/10	L	2-3	Rollins	Coral Gables, Fla.
4/11	W	13-2	Rollins	Coral Gables, Fla.
4/20	L	3-5	Tampa	Tampa, Fla.
4/21	L	1-5	Tampa	Tampa, Fla.
4/22	W	6-5	Florida Southern	Lakeland, Fla.
4/24	L	0-4	Rollins	Winter Park, Fla.
4/25	W	12-7	Rollins	Winter Park, Fla.
5/1	W	4-2	Florida Southern	Coral Gables, Fla.
5/2	W	2-0	Florida Southern (10)	Coral Gables, Fla.
5/8	W	10-3	Stetson	Coral Gables, Fla.
5/9	W	10-0	Stetson (10)	Coral Gables, Fla.

## WHITEY CAMPBELL

1958, 1960-1962

## 1960 19-7 (.731)

3/14	L	3-6	Florida State	Coral Gables, Fla.
3/15	L	6-10	Florida State	Coral Gables, Fla.
3/18	L	1-2	Rollins	Coral Gables, Fla.
3/19	W	7-1	Rollins	Coral Gables, Fla.
3/24	W	5-1	Georgia Tech	Coral Gables, Fla.
3/25	W	10-6	Army	Coral Gables, Fla.
3/26	W	4-2	Georgia Tech	Coral Gables, Fla.
3/27	W	11-9	Army	Coral Gables, Fla.
3/28	W	2-1	Furman	Coral Gables, Fla.
3/29	W	6-3	Furman	Coral Gables, Fla.
4/1	L	3-9	Florida	Coral Gables, Fla.
4/2	W	3-2	Florida	Coral Gables, Fla.
4/9	W	12-1	Florida Southern	Lakeland, Fla.
4/11	W	5-0	Stetson	DeLand, Fla.
4/12	L	3-6	Stetson	DeLand, Fla.
4/13	W	1-4	Rollins	Winter Park, Fla.
4/14	W	7-2	Rollins	Winter Park, Fla.
4/16	W	5-4	Jacksonville	Coral Gables, Fla.
4/16	W	7-5	Jacksonville	Coral Gables, Fla.
4/22	W	5-2	Tampa	Coral Gables, Fla.
4/30	W	21-0	Florida Southern	Coral Gables, Fla.
5/6	W	6-0	Stetson	Coral Gables, Fla.
5/7	W	8-1	Stetson	Coral Gables, Fla.
5/12	W	3-1	Tampa	Tampa, Fla.
5/13	L	3-16	Florida State	Tallahassee, Fla.
5/14	L	5-9	Florida State	Tallahassee, Fla.





**1961**

**17-9-3 (.586)**

3/16	W	8-3	Rollins	Coral Gables, Fla.
3/17	W	5-4	Rollins	Coral Gables, Fla.
3/18	W	6-5	Ohio State	Coral Gables, Fla.
3/18	T	2-2	Ohio State	Coral Gables, Fla.
3/21	T	4-4	Ohio State (10)	Coral Gables, Fla.
3/22	L	4-6	Ohio State	Coral Gables, Fla.
3/23	W	10-3	Georgia Tech	Coral Gables, Fla.
3/24	W	10-3	Army	Coral Gables, Fla.
3/25	T	5-5	Georgia Tech	Coral Gables, Fla.
3/25	W	5-3	Army	Coral Gables, Fla.
3/30	W	9-0	Wesleyan	Coral Gables, Fla.
3/31	W	7-4	Wesleyan	Coral Gables, Fla.
4/1	W	6-0	Wesleyan	Coral Gables, Fla.
4/10	W	5-2	Tampa (12)	Tampa, Fla.
4/10	W	4-2	Tampa	Tampa, Fla.
4/11	L	3-5	Florida Southern	Lakeland, Fla.
4/12	L	2-7	Rollins	Winter Park, Fla.
4/13	L	3-4	Rollins (13)	Winter Park, Fla.
4/14	L	1-6	Stetson	DeLand, Fla.
4/15	L	5-6	Stetson	DeLand, Fla.
4/17	L	0-2	Florida State	Coral Gables, Fla.
4/18	L	6-14	Florida State	Coral Gables, Fla.
4/22	W	7-2	Florida Southern	Coral Gables, Fla.
4/24	L	4-10	Florida	Gainesville, Fla.
4/25	W	19-9	Florida	Gainesville, Fla.
4/26	W	14-4	Jacksonville	Jacksonville, Fla.
4/26	W	2-0	Jacksonville	Jacksonville, Fla.
5/5	W	3-2	Stetson	Coral Gables, Fla.
5/6	W	4-1	Stetson	Coral Gables, Fla.

**RON FRASER**

1963-1992

**1963**

**18-9 (.665)**

3/16	L	3-4	Ohio State (11)	Coral Gables, Fla.
3/21	W	3-1	Army	Coral Gables, Fla.
3/22	W	3-1	Army	Coral Gables, Fla.
3/23	W	6-0	Army	Coral Gables, Fla.
3/25	L	1-6	Wesleyan	Coral Gables, Fla.
3/26	W	8-5	Wesleyan	Coral Gables, Fla.
3/27	W	6-5	Wesleyan (10)	Coral Gables, Fla.
3/28	W	6-4	Wesleyan	Coral Gables, Fla.
4/1	L	1-2	Florida State	Coral Gables, Fla.
4/2	W	4-1	Florida State	Coral Gables, Fla.
4/5	W	4-3	Tampa	Coral Gables, Fla.
4/6	W	7-5	Tampa	Coral Gables, Fla.
4/6	L	2-3	Tampa	Coral Gables, Fla.
4/12	W	9-0	Florida Southern	Coral Gables, Fla.
4/13	L	6-8	Florida Southern	Coral Gables, Fla.
4/13	W	3-1	Florida Southern	Coral Gables, Fla.
4/19	W	11-2	Stetson	Coral Gables, Fla.
4/20	W	1-0	Stetson	Coral Gables, Fla.
4/20	W	7-0	Stetson	Coral Gables, Fla.
4/26	L	2-4	Rollins	Winter Park, Fla.
4/27	L	1-3	Rollins	Winter Park, Fla.
4/27	L	2-3	Rollins	Winter Park, Fla.
5/10	W	8-4	Jacksonville (12)	Jacksonville, Fla.
5/11	W	11-3	Jacksonville	Jacksonville, Fla.
5/11	W	7-3	Jacksonville	Jacksonville, Fla.
5/13	W	4-0	Florida	Gainesville, Fla.
5/14	L	0-11	Florida	Gainesville, Fla.

**1962**

**17-9 (.654)**

3/9	W	14-10	Florida	Coral Gables, Fla.
3/10	L	7-12	Florida	Coral Gables, Fla.
3/19	W	4-1	Ohio State	Coral Gables, Fla.
3/20	L	8-12	Ohio State	Coral Gables, Fla.
3/21	W	7-3	Ohio State	Coral Gables, Fla.
3/22	W	17-7	Army	Coral Gables, Fla.
3/23	W	6-2	Army	Coral Gables, Fla.
3/24	W	5-2	Army	Coral Gables, Fla.
3/29	L	5-8	Wesleyan	Coral Gables, Fla.
3/30	W	7-0	Wesleyan	Coral Gables, Fla.
3/31	L	3-6	Wesleyan	Coral Gables, Fla.
4/6	L	4-9	Florida Southern	Lakeland, Fla.
4/13	W	14-7	Stetson	DeLand, Fla.
4/13	W	12-8	Stetson	DeLand, Fla.
4/14	W	7-2	Stetson	DeLand, Fla.
4/16	W	6-4	Florida State	Tallahassee, Fla.
4/17	L	8-9	Florida State (10)	Tallahassee, Fla.
4/20	L	3-7	Rollins	Coral Gables, Fla.
4/21	W	1-0	Rollins	Coral Gables, Fla.
4/21	L	0-2	Rollins	Coral Gables, Fla.
4/27	W	11-2	Jacksonville	Coral Gables, Fla.
4/28	L	1-8	Jacksonville	Coral Gables, Fla.
4/28	W	7-2	Jacksonville	Coral Gables, Fla.
5/1	W	8-7	Tampa (12)	Tampa, Fla.
5/2	W	7-6	Tampa	Tampa, Fla.
5/2	W	5-0	Tampa	Tampa, Fla.

**1964**

**20-9-1 (.667)**

3/13	W	3-1	Florida	Miami, Fla.
3/14	W	2-1	Florida	Coral Gables, Fla.
3/14	L	7-13	Florida	Coral Gables, Fla.
3/19	W	2-0	Army	Coral Gables, Fla.
3/20	W	3-1	Army	Coral Gables, Fla.
3/21	W	9-4	Army	Coral Gables, Fla.
3/23	L	7-10	Ohio State	Coral Gables, Fla.
3/24	L	4-8	Ohio State	Coral Gables, Fla.
3/25	L	1-3	Ohio State	Coral Gables, Fla.
3/26	W	10-2	Wesleyan	Coral Gables, Fla.
3/27	W	2-1	Wesleyan (10)	Coral Gables, Fla.
3/28	L	4-6	Wesleyan	Coral Gables, Fla.
3/28	L	2-4	Ohio State	Coral Gables, Fla.
3/30	W	5-4	Wesleyan	Coral Gables, Fla.
3/30	T	4-4	Wesleyan	Coral Gables, Fla.
4/3	W	7-5	Jacksonville	Coral Gables, Fla.
4/4	W	5-1	Jacksonville	Coral Gables, Fla.
4/4	W	8-3	Jacksonville	Coral Gables, Fla.
4/10	W	10-0	Tampa	Tampa, Fla.
4/11	W	9-6	Tampa	Tampa, Fla.
4/11	W	5-4	Tampa	Tampa, Fla.
4/17	W	2-1	Florida Southern	Lakeland, Fla.
4/18	L	0-3	Florida Southern	Lakeland, Fla.
4/18	W	4-1	Florida Southern	Lakeland, Fla.
4/24	W	12-4	Stetson	DeLand, Fla.
4/25	W	4-1	Stetson	DeLand, Fla.
4/25	W	13-4	Stetson	DeLand, Fla.
5/1	L	8-9	Rollins	Coral Gables, Fla.
5/2	W	3-1	Rollins	Coral Gables, Fla.
5/2	L	1-12	Rollins	Coral Gables, Fla.

**1965****23-12-1 (.639)**

3/12	L	4-7	Florida State	Coral Gables, Fla.
3/13	L	4-9	Florida State	Coral Gables, Fla.
3/13	T	9-9	Florida State	Coral Gables, Fla.
3/22	L	1-2	Michigan State	Coral Gables, Fla.
3/23	W	2-1	Michigan State	Coral Gables, Fla.
3/24	L	2-13	Michigan State	Coral Gables, Fla.
3/25	W	7-3	Army	Coral Gables, Fla.
3/26	L	0-2	Florida	Coral Gables, Fla.
3/27	W	13-2	Army	Coral Gables, Fla.
3/29	W	6-5	Wesleyan	Coral Gables, Fla.
3/30	W	6-4	Wesleyan	Coral Gables, Fla.
3/31	W	6-3	Wesleyan	Coral Gables, Fla.
4/1	W	6-5	Furman	Coral Gables, Fla.
4/2	W	14-2	Furman	Coral Gables, Fla.
4/3	W	7-3	Furman	Coral Gables, Fla.
4/9	L	2-7	Rollins	Winter Park, Fla.
4/10	L	2-3	Rollins	Winter Park, Fla.
4/10	W	6-3	Rollins	Winter Park, Fla.
4/12	W	5-1	Georgia Tech	Atlanta, Ga.
4/13	W	2-1	Georgia Tech	Atlanta, Ga.
4/14	L	3-6	Georgia	Athens, Ga.
4/16	W	9-4	Jacksonville	Jacksonville, Fla.
4/17	W	5-0	Jacksonville	Jacksonville, Fla.
4/17	W	3-2	Jacksonville	Jacksonville, Fla.
4/23	W	2-1	Florida	Gainesville, Fla.
4/24	L	3-7	Florida	Gainesville, Fla.
4/24	W	3-0	Florida	Gainesville, Fla.
4/26	W	3-2	Tampa	Coral Gables, Fla.
4/26	W	4-2	Tampa	Coral Gables, Fla.
4/27	W	5-1	Tampa	Coral Gables, Fla.
4/30	L	2-3	Florida Southern	Coral Gables, Fla.
5/1	L	0-5	Florida Southern	Coral Gables, Fla.
5/1	W	9-1	Florida Southern	Coral Gables, Fla.
5/7	W	15-1	Stetson	Coral Gables, Fla.
5/8	W	3-2	Stetson	Coral Gables, Fla.
5/8	L	6-8	Stetson	Coral Gables, Fla.

**1966****19-18-1 (.500)**

3/4	W	10-5	Florida	Coral Gables, Fla.
3/5	L	3-4	Florida	Coral Gables, Fla.
3/5	L	5-6	Florida	Coral Gables, Fla.
3/14	W	10-4	Florida Southern	Lakeland, Fla.
3/14	L	0-2	Florida Southern	Lakeland, Fla.
3/19	L	3-10	Ohio State	Coral Gables, Fla.
3/19	W	7-6	Ohio State	Coral Gables, Fla.
3/21	W	12-0	New York U.	Coral Gables, Fla.
3/22	W	16-2	New York U.	Coral Gables, Fla.
3/23	W	6-2	Michigan State	Coral Gables, Fla.
3/24	T	6-6	Michigan State	Coral Gables, Fla.
3/25	L	1-3	Army	Coral Gables, Fla.
3/26	L	0-5	Ohio State	Coral Gables, Fla.
3/26	W	7-3	Army	Coral Gables, Fla.
3/28	L	1-3	Duke (10)	Coral Gables, Fla.
3/29	L	4-5	Duke	Coral Gables, Fla.
3/31	W	3-2	Wesleyan	Coral Gables, Fla.
4/1	W	5-4	Wesleyan	Coral Gables, Fla.
4/2	W	3-0	Wesleyan	Coral Gables, Fla.
4/2	L	1-2	La Salle	Coral Gables, Fla.
4/4	W	4-3	La Salle	Coral Gables, Fla.
4/8	W	6-1	Florida State	Tallahassee, Fla.
4/9	L	2-10	Florida State	Tallahassee, Fla.

4/11	L	1-7	Auburn	Auburn, Ala.
4/12	L	3-8	Auburn	Auburn, Ala.
4/13	L	4-6	Furman	Tallahassee, Fla.
4/15	L	2-7	Georgia Southern	Statesboro, Ga.
4/16	L	0-5	Georgia Southern	Statesboro, Ga.
4/20	L	6-9	Jacksonville (14)	Coral Gables, Fla.
4/21	W	2-1	Jacksonville	Coral Gables, Fla.
4/22	W	7-5	Florida (11)	Gainesville, Fla.
4/23	L	1-3	Florida	Gainesville, Fla.
5/2	W	1-0	Tampa	Coral Gables, Fla.
5/3	W	5-2	Tampa	Coral Gables, Fla.
5/6	W	7-0	Rollins	Coral Gables, Fla.
5/7	W	3-2	Rollins	Coral Gables, Fla.
5/13	W	4-1	Georgia Tech	Atlanta, Ga.
5/14	L	3-5	Georgia Tech	Atlanta, Ga.

**1967****23-15-1 (.590)**

3/3	L	4-9	Florida State	Coral Gables, Fla.
3/4	L	5-6	Florida State	Coral Gables, Fla.
3/11	W	6-3	Florida Southern	Coral Gables, Fla.
3/11	L	7-13	Florida Southern	Coral Gables, Fla.
3/18	W	3-2	Rutgers	Coral Gables, Fla.
3/18	W	2-1	Rutgers	Coral Gables, Fla.
3/20	L	3-11	Michigan State	Coral Gables, Fla.
3/21	L	2-6	Rutgers	Coral Gables, Fla.
3/22	W	5-1	Michigan State	Coral Gables, Fla.
3/23	W	5-4	Army	Coral Gables, Fla.
3/24	T	1-1	Army	Coral Gables, Fla.
3/25	W	2-1	Michigan State	Coral Gables, Fla.
3/26*	W	11-0	Italian Olympic	Coral Gables, Fla.
3/27	W	12-1	Furman	Coral Gables, Fla.
3/28	W	6-2	Furman	Coral Gables, Fla.
3/28	W	7-4	Furman	Coral Gables, Fla.
3/29	W	3-0	Duke	Coral Gables, Fla.
3/30	W	1-0	Wesleyan	Coral Gables, Fla.
3/31	W	4-2	Wesleyan	Coral Gables, Fla.
4/1	W	8-4	Duke	Coral Gables, Fla.
4/1	W		Michigan State	Coral Gables, Fla.
4/8	L	1-8	Florida	Gainesville, Fla.
4/8	W	5-4	Florida	Gainesville, Fla.
4/17	L	3-4	Georgia Southern (10)	Statesboro, Ga.
4/18	L	2-3	Georgia Southern	Statesboro, Ga.
4/19	W	5-2	Mercer (14)	Macon, Ga.
4/21	L	2-6	Georgia Tech	Atlanta, Ga.
4/22	L	1-2	Georgia Tech	Atlanta, Ga.
4/22	L	2-4	Georgia Tech	Atlanta, Ga.
4/25	W	11-0	USF	Coral Gables, Fla.
4/26	L	8-9	USF	Coral Gables, Fla.
5/1	W	5-0	Tampa	Coral Gables, Fla.
5/2	W	10-0	Tampa	Coral Gables, Fla.
5/5	L	5-6	Rollins	Winter Park, Fla.
5/6	L	5-10	Rollins	Winter Park, Fla.
5/8	W	9-0	Stetson	DeLand, Fla.
5/9	W	10-5	Stetson	DeLand, Fla.
5/12	W	8-1	Florida	Coral Gables, Fla.
5/13	L	10-11	Florida	Coral Gables, Fla.

**1968****27-11-1 (.692)**

3/1	W	2-1	Florida	Coral Gables, Fla.
3/2	W	1-0	Florida	Coral Gables, Fla.
3/5	W	9-0	Biscayne (F)	Miami, Fla.
3/9	W	6-5	Florida A&M	Coral Gables, Fla.



3/9	W	7-2	Florida A&M	Coral Gables, Fla.	4/11	W	11-4	Pace	Coral Gables, Fla.
3/12	W	9-0	Biscayne (F)	Coral Gables, Fla.	4/12	W	3-1	Pace	Coral Gables, Fla.
3/16	L	2-6	Florida Southern	Lakeland, Fla.	4/16	W	9-1	Biscayne	Coral Gables, Fla.
3/16	L	2-3	Florida Southern	Lakeland, Fla.	4/18	W	9-5	USF (10)	Tampa, Fla.
3/18	L	2-4	Rutgers	Coral Gables, Fla.	4/19	W	15-7	USF	Tampa, Fla.
3/19	W	5-1	Michigan State	Coral Gables, Fla.	4/23	W	10-0	Biscayne	Miami, Fla.
3/20	L	1-3	Ohio State	Coral Gables, Fla.	4/25	W	4-3	Florida	Gainesville, Fla.
3/21	L	4-6	Army	Coral Gables, Fla.	4/26	L	3-7	Florida	Gainesville, Fla.
3/22	L	1-3	Ohio State	Coral Gables, Fla.	4/28	W	14-9	Stetson	DeLand, Fla.
3/23	W	7-4	Michigan State	Coral Gables, Fla.	4/29	L	5-6	Stetson (10)	DeLand, Fla.
3/24	W	1-0	Army	Coral Gables, Fla.	5/2	W	5-0	Rollins (7)	Winter Park, Fla.
3/25	W	3-1	Western Michigan	Coral Gables, Fla.	5/3	L	1-3	Rollins (7)	Winter Park, Fla.
3/26	W	4-3	Michigan State	Coral Gables, Fla.	5/6	L	4-7	Biscayne	Coral Gables, Fla.
3/27	W	5-1	Western Michigan	Coral Gables, Fla.	5/7	W	3-0	Biscayne	Miami, Fla.
3/28	T	6-6	Western Michigan	Coral Gables, Fla.	5/9	W	13-0	Tampa	Coral Gables, Fla.
3/29	W	5-1	Wesleyan	Coral Gables, Fla.	5/10	W	1-0	Tampa (11)	Coral Gables, Fla.
3/30	W	2-1	Michigan State	Coral Gables, Fla.					
4/5	W	8-1	St. Leo	Coral Gables, Fla.					
4/6	W	1-0	St. Leo	Coral Gables, Fla.					
4/6	W	11-0	St. Leo	Coral Gables, Fla.					
4/12	W	5-4	Florida	Gainesville, Fla.					
4/13	W	9-5	Florida	Gainesville, Fla.					
4/15	L	5-7	Auburn	Auburn, Ala.					
4/16	L	1-6	Auburn	Auburn, Ala.					
4/17	W	3-0	Florida A&M	Tallahassee, Fla.					
4/19	L	1-4	Florida State	Tallahassee, Fla.					
4/20	L	6-7	Florida State	Tallahassee, Fla.					
4/24	W	9-0	Biscayne (F)	Coral Gables, Fla.					
4/27	W	7-3	USF	Coral Gables, Fla.					
4/27	L	1-12	USF	Coral Gables, Fla.					
5/3	W	6-5	Rollins	Coral Gables, Fla.					
5/4	W	4-2	Rollins	Coral Gables, Fla.					
5/6	W	8-3	Tampa	Coral Gables, Fla.					
5/7	W	1-0	Tampa	Coral Gables, Fla.					
5/10	W	2-1	Stetson	Coral Gables, Fla.					

## 1970

28-15-1 (.636)

## 1969

31-11 (.738)

2/28	W	8-7	Florida (12)	Coral Gables, Fla.	3/1	W	3-1	U of Honduras	Coral Gables, Fla.
3/1	W	5-3	Florida	Coral Gables, Fla.	3/2	W	3-2	U of Honduras	Coral Gables, Fla.
3/7	L	2-6	Florida State	Coral Gables, Fla.	3/3	W	13-2	U of Honduras	Coral Gables, Fla.
3/8	L	0-5	Florida State	Coral Gables, Fla.	3/6	W	5-0	Florida	Coral Gables, Fla.
3/10	L	2-5	Florida Southern	Coral Gables, Fla.	3/7	W	5-4	Florida	Coral Gables, Fla.
3/11	W	15-5	Florida Southern	Coral Gables, Fla.	3/10	W	5-2	Biscayne	Coral Gables, Fla.
3/17	W	11-0	Michigan State	Coral Gables, Fla.	3/13	W	1-0	Tampa	Coral Gables, Fla.
3/18	W	8-7	Michigan State	Coral Gables, Fla.	3/14	W	2-1	Tampa	Coral Gables, Fla.
3/19	W	11-6	Cincinnati	Coral Gables, Fla.	3/19	W	8-5	Army	Coral Gables, Fla.
3/20	L	0-4	Army	Coral Gables, Fla.	3/20	W	7-5	Army	Coral Gables, Fla.
3/21	W	8-5	Cincinnati	Coral Gables, Fla.	3/21	L	1-10	Florida State	Tallahassee, Fla.
3/22	W	3-0	Michigan State	Coral Gables, Fla.	3/22	L	3-8	Florida State	Tallahassee, Fla.
3/23	W	4-2	Army (7)	Coral Gables, Fla.	3/23	W	5-4	Penn State	Coral Gables, Fla.
3/24	W	20-0	Cincinnati	Coral Gables, Fla.	3/24	W	2-0	Rutgers	Coral Gables, Fla.
3/25	W	8-2	Pittsburgh	Coral Gables, Fla.	3/25	L	5-12	Ohio State	Coral Gables, Fla.
3/26	W	8-2	Pittsburgh	Coral Gables, Fla.	3/26	L	1-3	Michigan State	Coral Gables, Fla.
3/28	L	3-4	Michigan State (11)	Coral Gables, Fla.	3/27	W	2-1	Connecticut	Coral Gables, Fla.
3/29	W	7-1	Florida A&M	Coral Gables, Fla.	3/28	W	4-0	Connecticut	Coral Gables, Fla.
3/30	W	3-1	Pittsburgh	Coral Gables, Fla.	3/30	W	7-3	Notre Dame (7)	Coral Gables, Fla.
4/1	W	5-1	Colgate	Coral Gables, Fla.	3/30	W	6-2	Notre Dame (7)	Coral Gables, Fla.
4/2	L	5-7	Colgate	Coral Gables, Fla.	3/31	W	11-8	Colgate	Coral Gables, Fla.
4/3	W	4-3	Colgate (10)	Coral Gables, Fla.	4/1	T	6-6	Michigan State (10)	Coral Gables, Fla.
4/4	W	3-1	William & Mary	Coral Gables, Fla.	4/2	W	9-1	Colgate	Coral Gables, Fla.
4/5	W	11-5	William & Mary	Coral Gables, Fla.	4/3	L	6-11	Michigan State	Coral Gables, Fla.
4/7	W	11-4	Pace	Coral Gables, Fla.	4/4	L	3-5	Michigan State	Coral Gables, Fla.
4/9	L	10-11	St. Leo	Dade City, Fla.	4/6	W	2-0	USF	Coral Gables, Fla.
					4/7	W	11-2	USF	Coral Gables, Fla.
					4/10	W	8-7	Florida Southern (10)	Lakeland, Fla.
					4/11	L	2-3	Florida Southern	Lakeland, Fla.
					4/14	W	2-1	Biscayne	Coral Gables, Fla.
					4/17	W	3-2	Stetson	Coral Gables, Fla.
					4/18	W	3-2	Stetson	Coral Gables, Fla.
					4/19	L	7-9	Tulane (7)	Coral Gables, Fla.
					4/19	W	1-0	Tulane (7)	Coral Gables, Fla.
					4/20	W	6-2	Tulane	Coral Gables, Fla.
					4/27	L	6-7	Florida (13)	Gainesville, Fla.
					4/28	L	3-9	Florida	Gainesville, Fla.
					5/1	L	0-2	Rollins	Coral Gables, Fla.
					5/2	L	2-8	Rollins	Coral Gables, Fla.
					5/5	W	9-1	Biscayne	Coral Gables, Fla.
					5/8	L	4-11	Florida State	Tallahassee, Fla.
					5/9	L	2-6	Florida State	Tallahassee, Fla.
					5/11	W	8-7	Florida A&M	Tallahassee, Fla.
					5/11	L	2-3	Florida A&M	Tallahassee, Fla.



1971

35-11 (.761)

## NCAA TOURNAMENT

3/5	W	2-0	Florida	Coral Gables, Fla.
3/6	W	7-5	Florida	Coral Gables, Fla.
3/8	W	8-0	Union	Coral Gables, Fla.
3/8	W	5-0	Union	Coral Gables, Fla.
3/9	W	4-1	Union	Coral Gables, Fla.
3/15	W	5-1	Florida Southern	Coral Gables, Fla.
3/16	L	5-8	Florida Southern	Coral Gables, Fla.
3/17	W	5-1	Delaware	Coral Gables, Fla.
3/18	W	6-5	Delaware	Coral Gables, Fla.
3/20	L	4-5	Florida State (10)	Coral Gables, Fla.
3/21	W	5-4	Florida State (10)	Coral Gables, Fla.
3/22	L	2-10	Michigan State	Coral Gables, Fla.
3/23	W	7-6	Ohio State	Coral Gables, Fla.
3/24	W	11-5	Rutgers	Coral Gables, Fla.
3/25	W	14-8	Rutgers	Coral Gables, Fla.
3/26	W	12-2	Ohio State	Coral Gables, Fla.
3/27	L	0-4	Michigan State	Coral Gables, Fla.
3/29	W	10-1	Penn State	Coral Gables, Fla.
3/30	W	9-3	Cornell	Coral Gables, Fla.
3/31	L	0-6	Michigan State	Coral Gables, Fla.
4/1	W	6-5	Penn State	Coral Gables, Fla.
4/1	W	4-2	Michigan State	Coral Gables, Fla.
4/2	W	6-3	Cornell	Coral Gables, Fla.
4/8	W	1-0	Florida A&M	Tallahassee, Fla.
4/9	L	5-7	Florida State	Tallahassee, Fla.
4/10	W	7-4	Florida State	Tallahassee, Fla.
4/14	W	6-2	Biscayne	Coral Gables, Fla.
4/16	W	9-1	Pace	Coral Gables, Fla.
4/17	W	4-0	Tulane	Coral Gables, Fla.
4/17	L	3-4	Tulane	Coral Gables, Fla.
4/18	W	7-5	Tulane	Coral Gables, Fla.
4/21	W	21-4	Biscayne (8)	Miami, Fla.
4/23	W	6-3	USF	Tampa, Fla.
4/24	W	4-1	USF	Tampa, Fla.
4/26	W	13-5	Florida	Gainesville, Fla.
4/27	W	1-0	Florida (12)	Gainesville, Fla.
4/30	W	13-0	Tampa (7)	Coral Gables, Fla.
5/1	W	11-8	Tampa	Coral Gables, Fla.
5/5	W	7-0	Biscayne	Coral Gables, Fla.
5/7	W	8-7	Rollins	Winter Park, Fla.
5/8	L	0-5	Rollins	Winter Park, Fla.
5/10	L	0-2	Stetson	DeLand, Fla.
5/11	W	4-3	Stetson	DeLand, Fla.
5/27+	W	4-3	Georgia Tech	Gastonia, N.C.
5/28+	L	3-7	Mississippi State	Gastonia, N.C.
5/29+	L	3-5	Georgia Tech	Gastonia, N.C.

1972

32-17 (.653)

2/25	L	5-8	Jacksonville	Coral Gables, Fla.
2/26	W	8-3	Jacksonville	Coral Gables, Fla.
3/3	W	18-6	Florida	Coral Gables, Fla.
3/4	L	3-6	Florida	Coral Gables, Fla.
3/8	W	7-2	Biscayne	Coral Gables, Fla.
3/10	L	3-6	St. Joseph's	Coral Gables, Fla.
3/11	W	7-1	St. Joseph's	Coral Gables, Fla.
3/11	W	4-3	St. Joseph's	Coral Gables, Fla.
3/12	W	5-2	St. Joseph's	Coral Gables, Fla.
3/17	L	4-10	New Hampshire	Coral Gables, Fla.
3/18	W	9-3	New Hampshire	Coral Gables, Fla.
3/19	L	4-7	Florida State	Coral Gables, Fla.
3/21	W	13-3	Ohio State	Coral Gables, Fla.

3/22	W	6-5	Michigan State (10)	Coral Gables, Fla.
3/23	W	6-0	Southern Illinois	Coral Gables, Fla.
3/24	L	4-7	Ohio State	Coral Gables, Fla.
3/25	W	3-2	Michigan State (10)	Coral Gables, Fla.
3/26	L	1-7	Southern Illinois	Coral Gables, Fla.
3/27	W	3-1	Bernard Baruch	Coral Gables, Fla.
3/28	W	9-0	Lafayette	Coral Gables, Fla.
3/29	L	1-6	Michigan State	Coral Gables, Fla.
3/30	W	5-4	Bernard Baruch	Coral Gables, Fla.
3/31	W	9-0	Lafayette (F)	Coral Gables, Fla.
4/1	W	6-0	Michigan State	Coral Gables, Fla.
4/3	W	5-4	Rollins (10)	Coral Gables, Fla.
4/3	L	3-10	Rollins	Coral Gables, Fla.
4/5	W	3-0	LSU	New Orleans, La.
4/5	W	12-3	Bradley	New Orleans, La.
4/6	L	3-4	Loyola (MD) (11)	New Orleans, La.
4/7	W	8-3	Loyola (MD)	New Orleans, La.
4/8	L	6-7	Tulane	New Orleans, La.
4/9	L	1-3	Tulane	New Orleans, La.
4/14	W	22-4	South Florida	Coral Gables, Fla.
4/15	L	1-5	USF	Coral Gables, Fla.
4/17	W	10-6	Florida	Gainesville, Fla.
4/18	L	3-6	Florida	Gainesville, Fla.
4/21	W	3-2	Tampa	Coral Gables, Fla.
4/22	W	3-2	Tampa	Coral Gables, Fla.
4/26	W	11-1	Biscayne	Miami, Fla.
4/28	L	0-1	Florida Southern	Lakeland, Fla.
4/29	L	4-5	Florida Southern	Lakeland, Fla.
5/2	W	9-0	Biscayne	Coral Gables, Fla.
5/5	W	2-1	Stetson	Coral Gables, Fla.
5/6	W	7-0	Stetson	Coral Gables, Fla.
5/10	W	5-4	Florida State	Tallahassee, Fla.
5/11	W	4-3	Florida State	Tallahassee, Fla.
5/11	L	3-4	Florida State (10)	Tallahassee, Fla.
5/12	W	15-0	Florida A&M	Tallahassee, Fla.
5/13	W	7-1	Florida A&M	Tallahassee, Fla.

1973

42-17 (.712)

## NCAA TOURNAMENT

2/16	W	5-1	Florida State	Coral Gables, Fla.
2/23	W	4-3	Jacksonville (14)	Coral Gables, Fla.
2/24	W	9-8	Jacksonville	Coral Gables, Fla.
3/2	W	7-0	Florida	Coral Gables, Fla.
3/3	W	11-1	Florida	Coral Gables, Fla.
3/6	W	9-2	St. Joseph's	Coral Gables, Fla.
3/7	W	4-3	St. Joseph's	Coral Gables, Fla.
3/9	W	7-0	Stetson	DeLand, Fla.
3/10	W	4-0	Stetson	DeLand, Fla.
3/10	L	2-4	Stetson	DeLand, Fla.
3/13	W	11-7	Middle Tennessee	Coral Gables, Fla.
3/14	L	1-3	FIU	Coral Gables, Fla.
3/15	W	8-0	Middle Tennessee	Coral Gables, Fla.
3/16	W	6-3	Middle Tennessee	Coral Gables, Fla.
3/17	W	13-12	Southern Illinois	Coral Gables, Fla.
3/18	W	12-1	Southern Illinois	Coral Gables, Fla.
3/19	W	6-5	Ohio State	Coral Gables, Fla.
3/20	L	3-4	Cornell	Coral Gables, Fla.
3/20	L	3-6	Cornell	Coral Gables, Fla.
3/21	W	15-2	Michigan State	Coral Gables, Fla.
3/22	W	8-1	Michigan State	Coral Gables, Fla.
3/23	W	10-4	Ohio State	Coral Gables, Fla.
3/24	L	6-7	Florida State	Coral Gables, Fla.
3/25	L	2-8	Florida State	Coral Gables, Fla.





3/26	W	10-0	Army	Coral Gables, Fla.	3/25	W	12-3	Montclair State	Coral Gables, Fla.
3/27	W	17-1	Northern Iowa	Coral Gables, Fla.	3/26	W	6-1	Southern Illinois	Coral Gables, Fla.
3/28	L	1-2	Michigan State	Coral Gables, Fla.	3/27	W	10-3	Michigan State	Coral Gables, Fla.
3/29	W	11-4	Army	Coral Gables, Fla.	3/28	W	12-3	Montclair State	Coral Gables, Fla.
3/30	W	6-4	Northern Iowa	Coral Gables, Fla.	3/29	W	6-1	Southern Illinois	Coral Gables, Fla.
3/31	L	6-13	Michigan State	Coral Gables, Fla.	3/30	W	13-3	Michigan State	Coral Gables, Fla.
4/4	W	14-2	FIU	Coral Gables, Fla.	4/3	W	9-4	FIU	Coral Gables, Fla.
4/5	W	4-3	Biscayne	Coral Gables, Fla.	4/4	W	5-1	FIU	Coral Gables, Fla.
4/7	W	19-2	Florida Tech	Melbourne, Fla.	4/8	W	4-0	Florida	Gainesville, Fla.
4/9	L	6-7	Florida	Gainesville, Fla.	4/9	W	6-5	Florida	Gainesville, Fla.
4/10	L	4-5	Florida	Gainesville, Fla.	4/12	W	9-6	Rollins	Coral Gables, Fla.
4/11	W	10-1	FIU	Coral Gables, Fla.	4/13	L	4-8	Rollins	Coral Gables, Fla.
4/13	W	4-2	Florida Southern	Coral Gables, Fla.	4/18	L	1-2	Florida State	Tallahassee, Fla.
4/14	L	0-5	Florida Southern	Coral Gables, Fla.	4/18	L	4-7	Florida State	Tallahassee, Fla.
4/19	W	10-1	Florida State	Tallahassee, Fla.	4/20	W	17-3	Florida State	Tallahassee, Fla.
4/20	L	1-4	Florida State	Tallahassee, Fla.	4/21	W	4-2	Florida A&M	Tallahassee, Fla.
4/21	L	0-4	Florida A&M	Tallahassee, Fla.	4/21	L	5-8	Florida A&M	Tallahassee, Fla.
4/21	L	2-3	Florida A&M	Tallahassee, Fla.	4/23	W	6-2	FIU	Miami, Fla.
4/23	W	5-3	FIU	Coral Gables, Fla.	4/24	W	13-5	Biscayne	Coral Gables, Fla.
4/25	W	26-3	Biscayne	Coral Gables, Fla.	4/26	W	7-2	Tampa	Coral Gables, Fla.
4/27	W	3-2	Tampa	Coral Gables, Fla.	4/27	W	11-1	Tampa	Coral Gables, Fla.
4/28	W	20-1	Tampa	Coral Gables, Fla.	5/1	W	19-1	Biscayne	Coral Gables, Fla.
5/1	W	17-0	Biscayne	Coral Gables, Fla.	5/3	W	20-2	USF	Tampa, Fla.
5/2	W	16-2	Biscayne	Coral Gables, Fla.	5/4	W	9-7	USF	Tampa, Fla.
5/4	L	3-4	Jacksonville	Jacksonville, Fla.	5/7	W	18-1	Biscayne	Miami, Fla.
5/5	W	15-3	Jacksonville	Jacksonville, Fla.	5/10	L	7-9	Stetson	Coral Gables, Fla.
5/7	W	6-4	Rollins	Winter Park, Fla.	5/11	W	4-3	Stetson	Coral Gables, Fla.
5/8	W	6-2	Rollins	Winter Park, Fla.	5/23+	W	2-1	Georgia Southern	Starkville, Miss.
5/11	W	6-0	Florida Tech	Coral Gables, Fla.	5/24+	W	7-1	Vanderbilt	Starkville, Miss.
5/12	W	10-1	Florida Tech	Coral Gables, Fla.	5/25+	W	5-0	South Carolina	Starkville, Miss.
5/24+	W	5-3	South Alabama	Starkville, Miss.	5/26+	L	1-3	South Carolina	Starkville, Miss.
5/25+	L	0-1	Georgia Southern	Starkville, Miss.	5/27+	W	2-1	South Carolina	Starkville, Miss.
5/27+	W	13-6	Appalachian State	Starkville, Miss.	6/7#	W	4-1	Harvard	Omaha, Neb.
5/28+	W	6-5	Vanderbilt	Starkville, Miss.	6/10#	W	5-1	Oklahoma	Omaha, Neb.
5/29+	L	1-4	Georgia Southern	Starkville, Miss.	6/12#	W	7-3	USC	Omaha, Neb.
					6/13#	L	3-4	Southern Illinois	Omaha, Neb.
					6/15#	L	3-7	USC	Omaha, Neb.

## 1974

51-11 (.823)

## COLLEGE WORLD SERIES

2/22	W	3-2	Jacksonville	Coral Gables, Fla.
2/23	W	9-8	Jacksonville	Coral Gables, Fla.
2/27	W	12-0	Biscayne	Coral Gables, Fla.
3/1	W	4-3	Florida (10)	Coral Gables, Fla.
3/2	L	6-9	Florida (12)	Coral Gables, Fla.
3/3	W	3-0	Florida Tech	Coral Gables, Fla.
3/3	L	1-7	Florida Tech	Coral Gables, Fla.
3/5	W	9-2	St. Joseph's	Coral Gables, Fla.
3/6	W	5-2	St. Joseph's	Coral Gables, Fla.
3/8	L	0-1	Florida Southern (10)	Lakeland, Fla.
3/9	W	3-2	Florida Southern	Lakeland, Fla.
3/11	W	7-4	Indiana	Coral Gables, Fla.
3/12	W	4-2	Indiana	Coral Gables, Fla.
3/12	W	7-6	Indiana	Coral Gables, Fla.
3/13	W	9-3	Memphis	Coral Gables, Fla.
3/14	W	5-2	Memphis	Coral Gables, Fla.
3/16	W	3-2	Florida State	Coral Gables, Fla.
3/17	W	4-3	Florida State	Coral Gables, Fla.
3/18	W	4-3	Seton Hall (10)	Coral Gables, Fla.
3/19	W	16-1	Ohio State	Coral Gables, Fla.
3/20	W	5-2	Buffalo	Coral Gables, Fla.
3/20	W	6-2	Seton Hall	Coral Gables, Fla.
3/22	W	16-1	Buffalo	Coral Gables, Fla.
3/22	W	5-0	Ohio State	Coral Gables, Fla.
3/23	W	4-1	Michigan State	Coral Gables, Fla.

## 1975

45-14 (.763)

## NCAA TOURNAMENT

2/28	W	1-0	Jacksonville (10)	Coral Gables, Fla.
3/1	W	19-1	Jacksonville	Coral Gables, Fla.
3/2	W	10-7	St. Joseph's	Coral Gables, Fla.
3/2	W	4-1	St. Joseph's	Coral Gables, Fla.
3/4	W	12-5	Stetson	DeLand, Fla.
3/5	W	5-2	Stetson	DeLand, Fla.
3/7	L	2-8	Florida	Gainesville, Fla.
3/8	L	1-2	Florida	Gainesville, Fla.
3/10	W	10-1	Buffalo	Coral Gables, Fla.
3/11	W	16-3	FIU	Miami, Fla.
3/12	W	6-2	Biscayne	Coral Gables, Fla.
3/13	W	8-6	Buffalo	Coral Gables, Fla.
3/14	W	11-0	Mercer	Coral Gables, Fla.
3/15	W	4-2	Michigan State	Coral Gables, Fla.
3/16	W	8-5	Buffalo	Coral Gables, Fla.
3/18	L	2-6	Mercer	Coral Gables, Fla.
3/18	W	14-1	Michigan State	Coral Gables, Fla.
3/19	W	6-1	Michigan State	Coral Gables, Fla.
3/20	W	3-2	Buffalo	Coral Gables, Fla.
3/21	L	1-3	LSU	Coral Gables, Fla.
3/22	W	9-2	LSU	Coral Gables, Fla.
3/23	W	13-0	LSU	Coral Gables, Fla.
3/25	L	0-3	Florida State	Coral Gables, Fla.



3/26	W	2-0	Florida State	Coral Gables, Fla.	3/24	W	6-5	Michigan State	Coral Gables, Fla.
3/26	L	7-10	Florida State	Coral Gables, Fla.	3/25	W	18-6	Massachusetts	Coral Gables, Fla.
3/27	W	7-4	Army	Coral Gables, Fla.	3/26	W	5-1	Seton Hall	Coral Gables, Fla.
3/28	W	13-1	Army	Coral Gables, Fla.	3/27	W	9-6	Michigan State	Coral Gables, Fla.
3/29	W	7-0	Army	Coral Gables, Fla.	3/29	W	10-0	Michigan State	Coral Gables, Fla.
3/30	L	6-14	Westchester State	Coral Gables, Fla.	3/29	W	9-3	Michigan State	Coral Gables, Fla.
3/31	L	3-5	Westchester State	Coral Gables, Fla.	3/30	W	13-3	Michigan State	Coral Gables, Fla.
4/1	W	8-6	FIU	Coral Gables, Fla.	4/1	W	3-1	Maine	Coral Gables, Fla.
4/4	L	0-8	Florida State	Tallahassee, Fla.	4/2	W	8-2	Maine	Coral Gables, Fla.
4/5	L	2-5	Florida State	Tallahassee, Fla.	4/3	W	7-5	Maine	Coral Gables, Fla.
4/8	W	3-2	FIU	Coral Gables, Fla.	4/5*	L	4-11	Baltimore Orioles	Coral Gables, Fla.
4/9	W	2-1	Biscayne	Miami, Fla.	4/8	W	6-3	Biscayne	Miami, Fla.
4/11	W	6-2	USF	Coral Gables, Fla.	4/9	W	2-0	Eckerd	Coral Gables, Fla.
4/12	W	6-2	USF	Coral Gables, Fla.	4/10	L	4-5	Eckerd	Coral Gables, Fla.
4/13	W	12-1	Tampa	Coral Gables, Fla.	4/14	W	11-1	FIU	Miami, Fla.
4/15	W	6-5	Tampa	Coral Gables, Fla.	4/16	W	6-2	Biscayne	Coral Gables, Fla.
4/16	W	7-1	Biscayne	Coral Gables, Fla.	4/17	W	10-1	Biscayne	Miami, Fla.
4/18	W	3-2	Tulane	Coral Gables, Fla.	4/20	L	11-12	FIU	Miami, Fla.
4/19	W	9-8	Tulane	Coral Gables, Fla.	4/22	W	7-4	Jacksonville	Jacksonville, Fla.
4/20	W	2-1	Tulane	Coral Gables, Fla.	4/23	L	0-2	Jacksonville	Jacksonville, Fla.
4/22	W	9-3	FIU	Miami, Fla.	4/27	W	15-5	FIU	Coral Gables, Fla.
4/23	W	3-2	Florida Southern (10)	Coral Gables, Fla.	4/28	L	2-3	Biscayne (13)	Coral Gables, Fla.
4/24	W	5-4	Florida Southern	Coral Gables, Fla.	4/29	L	6-7	FIU	Coral Gables, Fla.
4/25	W	3-1	Eckerd	Coral Gables, Fla.	4/30	W	14-1	Stetson	Coral Gables, Fla.
4/26	W	3-1	Eckerd	Coral Gables, Fla.	5/1	W	6-5	Stetson (12)	Coral Gables, Fla.
5/1	W	8-0	Biscayne	Coral Gables, Fla.	5/3	L	1-6	Georgia Southern	Statesboro, Ga.
5/3	W	6-1	Florida	Coral Gables, Fla.	5/4	W	8-2	Georgia Southern	Statesboro, Ga.
5/4	W	6-5	Florida	Coral Gables, Fla.	5/5	W	6-1	Florida State	Tallahassee, Fla.
5/6	W	5-2	Jacksonville	Jacksonville, Fla.	5/6	W	9-7	Florida State	Tallahassee, Fla.
5/7	W	1-0	Jacksonville	Jacksonville, Fla.	5/6	L	4-20	Florida State	Tallahassee, Fla.
5/8	L	5-6	Rollins	Winter Park, Fla.	5/28+	L	3-11	Oklahoma	Arlington, Texas
5/9	L	0-1	Florida Tech	Orlando, Fla.	5/29+	W	6-0	Lamar	Arlington, Texas
5/23+	L	0-1	Florida State	Starkville, Miss.	5/30+	L	0-5	Texas	Arlington, Texas
5/24+	W	8-7	Murray State	Starkville, Miss.					
5/24+	W	8-1	LSU	Starkville, Miss.					
5/25+	L	5-6	Florida State	Starkville, Miss.					

## 1976

41-15 (.732)

### NCAA TOURNAMENT

2/23	L	1-5	Florida State	Coral Gables, Fla.
2/27	W	4-1	Tampa	Coral Gables, Fla.
2/28	W	4-0	Tampa	Coral Gables, Fla.
3/1	L	2-12	Florida	Gainesville, Fla.
3/2	L	6-9	Florida	Gainesville, Fla.
3/3	W	6-3	Florida Southern	Lakeland, Fla.
3/4	W	3-1	Tampa	Tampa, Fla.
3/5	W	1-0	USF	Tampa, Fla.
3/6	L	0-3	USF	Tampa, Fla.
3/8	W	10-2	North Carolina	Coral Gables, Fla.
3/9	W	2-1	North Carolina (10)	Coral Gables, Fla.
3/9	W	2-1	North Carolina	Coral Gables, Fla.
3/10	L	4-6	North Carolina	Coral Gables, Fla.
3/12	W	4-3	Westchester State	Coral Gables, Fla.
3/13	W	13-0	Southern Illinois	Coral Gables, Fla.
3/14	W	19-3	Southern Illinois	Coral Gables, Fla.
3/15	L	2-9	Southern Illinois	Coral Gables, Fla.
3/16	W	9-6	Southern Illinois	Coral Gables, Fla.
3/17	W	4-1	Mercer	Coral Gables, Fla.
3/18	W	5-4	Mercer	Coral Gables, Fla.
3/19	W	11-3	Mercer	Coral Gables, Fla.
3/20	W	6-2	Michigan State	Coral Gables, Fla.
3/22	W	10-1	Massachusetts	Coral Gables, Fla.
3/23	W	9-3	Seton Hall	Coral Gables, Fla.

## 1977

44-13 (.772)

### NCAA TOURNAMENT

2/18	L	6-7	Stetson	DeLand, Fla.
2/19	W	6-0	Stetson	DeLand, Fla.
2/22	W	5-0	St. Leo	Coral Gables, Fla.
2/23	W	6-5	St. Leo	Coral Gables, Fla.
2/25	L	6-9	Florida	Coral Gables, Fla.
2/26	W	5-4	Florida	Coral Gables, Fla.
3/1	W	3-2	FIU	Coral Gables, Fla.
3/2	W	10-2	Biscayne	Miami, Fla.
3/5	W	6-5	Florida Southern (12)	Coral Gables, Fla.
3/7	L	1-4	LSU	Baton Rouge, La.
3/8	W	6-4	LSU	Baton Rouge, La.
3/9	L	0-1	LSU	New Orleans, La.
3/10	W	2-1	LSU	New Orleans, La.
3/11	W	11-6	Tulane	New Orleans, La.
3/14	L	4-7	Miami (OH)	Coral Gables, Fla.
3/15	W	6-3	Biscayne	Coral Gables, Fla.
3/16	W	4-3	Biscayne	Coral Gables, Fla.
3/17	L	4-5	Miami (OH)	Coral Gables, Fla.
3/18	W	16-5	Seton Hall	Coral Gables, Fla.
3/19	W	13-7	Southern Illinois	Coral Gables, Fla.
3/20	W	18-3	Bowling Green	Coral Gables, Fla.
3/21	W	4-3	Massachusetts (10)	Coral Gables, Fla.
3/22	W	8-1	Maine	Coral Gables, Fla.
3/23	L	4-7	Southern Illinois	Coral Gables, Fla.
3/24	L	2-3	Massachusetts (11)	Coral Gables, Fla.
3/25	W	6-1	Maine	Coral Gables, Fla.
3/26	W	1-0	Southern Illinois	Coral Gables, Fla.



3/27	W	8-7	Maine	Coral Gables, Fla.
3/29	W	12-5	FIU	Miami, Fla.
3/30	W	10-3	Buffalo	Coral Gables, Fla.
3/31*	L	7-11	Baltimore Orioles	Coral Gables, Fla.
4/1	W	11-0	Buffalo	Coral Gables, Fla.
4/2	W	11-3	Jacksonville	Coral Gables, Fla.
4/3	L	3-6	Jacksonville	Coral Gables, Fla.
4/4	W	7-5	Buffalo	Coral Gables, Fla.
4/5	W	12-0	Buffalo	Coral Gables, Fla.
4/7	W	10-1	Tampa	Coral Gables, Fla.
4/8	W	10-1	Georgia Southern	Coral Gables, Fla.
4/9	W	4-3	Georgia Southern	Coral Gables, Fla.
4/11	W	13-4	Buffalo	Coral Gables, Fla.
4/12	W	3-0	Buffalo	Coral Gables, Fla.
4/15	W	17-10	USF	Coral Gables, Fla.
4/16	W	15-4	USF	Coral Gables, Fla.
4/19	L	10-14	Florida State	Tallahassee, Fla.
4/20	W	10-4	Florida State	Tallahassee, Fla.
4/22	W	4-0	Biscayne	Coral Gables, Fla.
4/23	W	7-5	Biscayne	Coral Gables, Fla.
4/25	W	12-10	Florida State	Coral Gables, Fla.
4/26	W	12-3	Florida State	Coral Gables, Fla.
4/26	W	10-2	Florida State	Coral Gables, Fla.
4/29	W	13-4	Eckerd	Coral Gables, Fla.
4/30	L	3-4	Eckerd	Coral Gables, Fla.
5/4	W	7-6	FIU	Miami, Fla.
5/20+	W	6-1	Morehead State	Coral Gables, Fla.
5/21+	W	5-2	Mississippi	Coral Gables, Fla.
5/22+	W	10-3	Clemson	Coral Gables, Fla.
5/22+	L	9-10	Clemson	Coral Gables, Fla.
5/23+	L	2-7	Clemson	Coral Gables, Fla.

3/29	W	3-2	Buffalo (10)	Coral Gables, Fla.
3/30	W	8-1	Buffalo	Coral Gables, Fla.
3/31	W	4-2	Buffalo	Coral Gables, Fla.
4/1	L	4-6	Buffalo	Coral Gables, Fla.
4/2	W	3-1	Buffalo	Coral Gables, Fla.
4/5*	L		Montreal Expos	Coral Gables, Fla.
4/8	W	5-4	Tampa	Coral Gables, Fla.
4/8	W	9-2	Tampa	Coral Gables, Fla.
4/9	L	1-2	USF	Coral Gables, Fla.
4/11	L	4-6	Biscayne	Miami, Fla.
4/14	W	8-1	Mercer	Atlanta, Ga.
4/14	W	8-4	Mercer	Atlanta, Ga.
4/15	W	12-4	Troy	Atlanta, Ga.
4/16	W	18-3	Georgia Tech	Atlanta, Ga.
4/18	W	10-6	FIU	Miami, Fla.
4/21	L	2-3	USF	Tampa, Fla.
4/22	W	3-1	USF	Tampa, Fla.
4/26	W	4-1	Biscayne	Coral Gables, Fla.
4/28	W	10-2	Stetson	Coral Gables, Fla.
4/29	W	5-4	Stetson (10)	Coral Gables, Fla.
5/3	W	3-2	Florida Int'l (10)	Coral Gables, Fla.
5/9	W	6-1	Georgia Southern	Statesboro, Ga.
5/10	W	7-5	Georgia Southern	Statesboro, Ga.
5/11	L	3-6	Jacksonville	Jacksonville, Fla.
5/12	W	7-6	Jacksonville	Jacksonville, Fla.
5/19+	L	5-8	Clemson	Coral Gables, Fla.
5/20+	W	7-2	Florida State	Coral Gables, Fla.
5/21+	W	7-5	Clemson	Coral Gables, Fla.
5/21+	W	6-0	Marshall	Coral Gables, Fla.
5/22+	W	5-1	Marshall	Coral Gables, Fla.
6/2#	L	3-9	USC	Omaha, Neb.
6/3#	W	12-1	Baylor	Omaha, Neb.
6/5#	W	5-3	Oral Roberts	Omaha, Neb.
6/7#	L	11-3	Arizona State	Omaha, Neb.

1978

50-12 (.806)

COLLEGE WORLD SERIES

2/17	W	5-0	Florida Tech	Coral Gables, Fla.
2/25	L	4-5	Florida	Gainesville, Fla.
2/26	L	3-4	Florida	Gainesville, Fla.
2/27	W	5-2	Florida A&M	Coral Gables, Fla.
2/28	W	13-2	Florida A&M	Coral Gables, Fla.
3/1	W	9-5	Biscayne	Miami, Fla.
3/3	W	7-5	Jacksonville	Coral Gables, Fla.
3/4	W	3-1	Jacksonville	Coral Gables, Fla.
3/6	W	11-0	St. Joseph's	Coral Gables, Fla.
3/7	W	6-4	St. Joseph's	Coral Gables, Fla.
3/9	W	27-3	Florida Tech	Orlando, Fla.
3/10	W	10-1	Florida Tech	Orlando, Fla.
3/11	W	7-4	Florida Tech	Orlando, Fla.
3/13	W	14-2	Biscayne	Miami, Fla.
3/15	W	7-1	New York Tech	Coral Gables, Fla.
3/15	W	6-5	New York Tech	Coral Gables, Fla.
3/16	W	3-2	Western Kentucky	Coral Gables, Fla.
3/17	L	0-12	Southern Illinois	Coral Gables, Fla.
3/18	L	4-7	Miami (OH)	Coral Gables, Fla.
3/19	W	5-1	Bowling Green	Coral Gables, Fla.
3/20	W	8-1	Westchester State	Coral Gables, Fla.
3/21	W	3-1	Southern Illinois	Coral Gables, Fla.
3/22	W	3-0	Massachusetts	Coral Gables, Fla.
3/23	W	5-2	Westchester State	Coral Gables, Fla.
3/24	W	4-2	Southern Illinois	Coral Gables, Fla.
3/25	W	19-4	Massachusetts	Coral Gables, Fla.
3/27	W	12-2	Howard	Coral Gables, Fla.
3/27	W	3-1	Buffalo	Coral Gables, Fla.
3/28	W	6-1	Glassboro State	Coral Gables, Fla.

1979

55-11 (.833)

COLLEGE WORLD SERIES

2/16	W	7-5	Marshall	Coral Gables, Fla.
2/17	W	8-3	Marshall	Coral Gables, Fla.
2/23	W	11-3	FIU	Coral Gables, Fla.
2/24	W	12-4	FIU	Coral Gables, Fla.
3/1	W	17-0	Florida A&M	Coral Gables, Fla.
3/2	W	14-0	Florida A&M	Coral Gables, Fla.
3/3	W	8-2	Florida	Coral Gables, Fla.
3/4	W	5-2	Florida	Coral Gables, Fla.
3/5	W	20-8	James Madison	Coral Gables, Fla.
3/6	W	6-2	St. Joseph's	Coral Gables, Fla.
3/7	L	0-6	Jacksonville	Jacksonville, Fla.
3/9	W	8-5	St. Joseph's	Coral Gables, Fla.
3/10	W	11-6	Ithaca	Coral Gables, Fla.
3/10	W	11-2	Southern Illinois	Coral Gables, Fla.
3/11	W	21-0	Ithaca	Coral Gables, Fla.
3/12	L	1-2	Oklahoma State	Coral Gables, Fla.
3/13	L	0-7	Southern Illinois	Coral Gables, Fla.
3/14	W	3-1	Texas A&M	Coral Gables, Fla.
3/15	W	6-0	Oklahoma State	Coral Gables, Fla.
3/16	W	5-3	Southern Illinois	Coral Gables, Fla.
3/17	L	3-4	Texas A&M (12)	Coral Gables, Fla.
3/19	W	9-0	Arizona State	Coral Gables, Fla.
3/20	W	10-1	Arizona State	Coral Gables, Fla.
3/21	W	11-9	Arizona State	Coral Gables, Fla.
3/22	W	7-4	Georgia Southern	Coral Gables, Fla.
3/23	W	10-6	Georgia Southern	Coral Gables, Fla.



3/24	W	10-1	Bowling Green	Coral Gables, Fla.	3/7	W	4-3	USF	Tampa, Fla.
3/26	W	12-5	Long Island	Coral Gables, Fla.	3/8	W	8-0	USF	Tampa, Fla.
3/27	W	10-3	St. Francis Brooklyn	Coral Gables, Fla.	3/9	W	15-8	Buffalo	Coral Gables, Fla.
3/28	L	1-3	Glassboro State	Coral Gables, Fla.	3/10	W	14-7	Buffalo	Coral Gables, Fla.
3/28	W	15-5	St. Francis Brooklyn	Coral Gables, Fla.	3/12	W	2-0	Indiana State	Coral Gables, Fla.
3/29	W	9-4	Glassboro State	Coral Gables, Fla.	3/13*	L	2-8	Baltimore Orioles	Coral Gables, Fla.
3/30	W	4-3	Florida State	Coral Gables, Fla.	3/14	W	2-1	Oklahoma State	Coral Gables, Fla.
3/31	W	5-3	Florida State	Coral Gables, Fla.	3/15	W	3-1	Indiana State	Coral Gables, Fla.
4/1*	L	3-5	Baltimore Orioles	Coral Gables, Fla.	3/17	W	5-1	Southern Illinois	Coral Gables, Fla.
4/2	W	22-14	Jacksonville	Coral Gables, Fla.	3/18	L	2-5	Southern Illinois	Coral Gables, Fla.
4/3	W	5-0	Jacksonville	Coral Gables, Fla.	3/19	W	7-2	Miami (OH)	Coral Gables, Fla.
4/3	W	14-5	Jacksonville	Coral Gables, Fla.	3/20	W	9-4	Southern Illinois	Coral Gables, Fla.
4/5	W	5-3	Buffalo	Coral Gables, Fla.	3/21	W	7-1	Bowling Green	Coral Gables, Fla.
4/6	L	3-9	USF	Tampa, Fla.	3/22	W	8-1	Southern Illinois	Coral Gables, Fla.
4/7	W	3-2	USF	Tampa, Fla.	3/25	W	11-2	Delaware	Coral Gables, Fla.
4/8	W	8-3	Buffalo	Coral Gables, Fla.	3/26	W	11-4	Florida A&M	Coral Gables, Fla.
4/8	W	10-4	Howard	Coral Gables, Fla.	3/27	W	20-1	Florida A&M (7)	Coral Gables, Fla.
4/9	W	10-7	Buffalo	Coral Gables, Fla.	3/28	W	8-3	Bowling Green	Coral Gables, Fla.
4/10	W	3-0	Buffalo	Coral Gables, Fla.	3/29	W	8-5	Jacksonville	Coral Gables, Fla.
4/11	L	2-9	Florida State	Tallahassee, Fla.	3/30	W	12-5	Jacksonville	Coral Gables, Fla.
4/12	L	2-3	Florida State (11)	Tallahassee, Fla.	3/31	W	14-2	Jacksonville	Coral Gables, Fla.
4/13	W	1-0	Florida A&M (11)	Tallahassee, Fla.	4/2	W	9-0	South Carolina	Coral Gables, Fla.
4/13	L	0-5	Florida A&M	Tallahassee, Fla.	4/3	W	5-0	South Carolina	Coral Gables, Fla.
4/14	W	5-3	Buffalo	Coral Gables, Fla.	4/4	L	5-15	South Carolina	Coral Gables, Fla.
4/15	W	10-1	Buffalo	Coral Gables, Fla.	4/5	L	1-8	South Carolina	Coral Gables, Fla.
4/18	W	10-0	Biscayne	Coral Gables, Fla.	4/8	W	10-2	FIU	Miami, Fla.
4/20	W	12-3	Stetson	DeLand, Fla.	4/11	W	8-1	Texas A&M	College Station, Texas
4/20	W	4-0	Stetson	DeLand, Fla.	4/12	W	4-1	Texas A&M (7)	College Station, Texas
4/21	W	14-10	Stetson	DeLand, Fla.	4/15	W	7-4	Biscayne	Coral Gables, Fla.
4/24	W	5-1	Biscayne	Coral Gables, Fla.	4/16	W	2-1	Biscayne	Coral Gables, Fla.
4/27	W	10-3	USF	Coral Gables, Fla.	4/18	W	6-4	USF	Coral Gables, Fla.
4/28	W	14-7	USF	Coral Gables, Fla.	4/19	W	9-4	Biscayne	Coral Gables, Fla.
5/10	W	9-0	South Carolina	Columbia, S.C.	4/22	L	4-6	FIU	Coral Gables, Fla.
5/11	W	9-0	South Carolina (F)	Columbia, S.C.	4/25	W	17-6	Stetson	Coral Gables, Fla.
5/13	W	3-1	South Carolina	Columbia, S.C.	4/26	W	11-4	Stetson	Coral Gables, Fla.
5/14	W	6-1	South Carolina	Columbia, S.C.	4/27	W	3-2	Stetson (10)	Coral Gables, Fla.
5/18+	W	3-1	The Citadel (16)	Coral Gables, Fla.	4/29	W	13-6	FIU	Coral Gables, Fla.
5/19+	W	2-1	Clemson	Coral Gables, Fla.	4/30	W	15-0	Biscayne	Coral Gables, Fla.
5/20+	W	4-1	Clemson	Coral Gables, Fla.	5/3	W	10-6	Florida State	Tallahassee, Fla.
6/1#	L	1-5	Arizona	Omaha, Neb.	5/4	L	5-7	Florida State	Tallahassee, Fla.
6/2#	L	3-9	Pepperdine	Omaha, Neb.	5/5	W	7-5	Florida State	Tallahassee, Fla.
					5/6	L	3-4	Florida A&M (10)	Tallahassee, Fla.
					5/7	W	13-6	Florida A&M	Tallahassee, Fla.
					5/8	W	9-2	Mercer	Macon, Ga.
					5/9	W	8-2	Mercer	Macon, Ga.
					5/10	W	4-3	Mercer	Macon, Ga.
					5/25+	W	15-6	South Alabama	Coral Gables, Fla.
					5/26+	W	10-3	James Madison	Coral Gables, Fla.
					5/27+	W	10-1	Delaware	Coral Gables, Fla.
					5/31#	W	13-5	Clemson	Omaha, Neb.
					6/2#	W	3-2	Michigan	Omaha, Neb.
					6/3#	L	3-9	Hawaii	Omaha, Neb.
					6/4#	L	3-4	California	Omaha, Neb.

**1980**

59-12 (.831)

**COLLEGE WORLD SERIES**

2/9	W	9-1	Lamar	Coral Gables, Fla.					
2/10	W	11-5	Lamar	Coral Gables, Fla.					
2/11	W	21-1	Lamar	Coral Gables, Fla.					
2/16	W	7-0	Florida	Gainesville, Fla.					
2/17	W	5-0	Florida	Gainesville, Fla.					
2/18	W	5-1	Jacksonville	Jacksonville, Fla.					
2/19	L	6-7	Jacksonville	Jacksonville, Fla.					
2/19	W	4-0	Jacksonville	Jacksonville, Fla.					
2/22	W	10-0	Florida State	Coral Gables, Fla.					
2/23	W	4-3	Florida State	Coral Gables, Fla.					
2/24	L	8-9	Florida State	Coral Gables, Fla.					
2/26	W	7-2	St. Leo	Coral Gables, Fla.					
2/27	W	20-2	St. Leo	Coral Gables, Fla.					
2/29	W	2-0	South Alabama	Coral Gables, Fla.					
3/1	L	4-7	South Alabama	Coral Gables, Fla.					
3/2	W	7-1	South Alabama	Coral Gables, Fla.					
3/4	W	6-0	St. Joseph's	Coral Gables, Fla.					
3/5	W	12-4	St. Joseph's	Coral Gables, Fla.					
3/6	L	1-2	Buffalo	Coral Gables, Fla.					

**1981**

61-10 (.859)

**COLLEGE WORLD SERIES**

2/6	W	7-6	USC	Coral Gables, Fla.					
2/7	W	6-3	USC	Coral Gables, Fla.					
2/8	W	10-9	Southern Calif. (13)	Coral Gables, Fla.					
2/20	W	8-5	Florida	Coral Gables, Fla.					
2/21	W	2-0	Florida	Coral Gables, Fla.					
2/25	W	5-3	Biscayne	Coral Gables, Fla.					
2/28	W	13-2	USF	Coral Gables, Fla.					





3/1	W	9-2	USF	Coral Gables, Fla.
3/1	W	17-3	USF	Coral Gables, Fla.
3/2	W	14-4	St. Joseph's	Coral Gables, Fla.
3/3	W	11-0	St. Joseph's	Coral Gables, Fla.
3/4	W	15-7	St. Joseph's	Coral Gables, Fla.
3/6	W	4-3	Florida State (10)	Coral Gables, Fla.
3/7	W	10-8	Florida State	Coral Gables, Fla.
3/8	W	19-4	Florida State	Coral Gables, Fla.
3/9	W	6-3	George Washington	Coral Gables, Fla.
3/10	W	2-0	Indiana State	Coral Gables, Fla.
3/11	W	16-1	Indiana State	Coral Gables, Fla.
3/12	W	9-4	Indiana State	Coral Gables, Fla.
3/13	W	5-0	Southern Illinois	Coral Gables, Fla.
3/14	W	6-4	Southern Illinois	Coral Gables, Fla.
3/16	L	1-4	Miami (OH)	Coral Gables, Fla.
3/17	W	11-4	Maine	Coral Gables, Fla.
3/18	W	11-5	Southern Illinois	Coral Gables, Fla.
3/19	W	6-0	Miami (OH)	Coral Gables, Fla.
3/20	W	15-10	Maine	Coral Gables, Fla.
3/21	W	7-4	Southern Illinois	Coral Gables, Fla.
3/22	W	15-9	Maine	Coral Gables, Fla.
3/23	W	12-0	Bowling Green	Coral Gables, Fla.
3/24	W	3-2	Michigan (10)	Coral Gables, Fla.
3/25	W	3-2	Maine	Coral Gables, Fla.
3/27	W	12-3	Michigan	Coral Gables, Fla.
3/28	W	10-3	Michigan	Coral Gables, Fla.
3/29	W	8-1	Bowling Green	Coral Gables, Fla.
4/3	W	1-0	Jacksonville	Coral Gables, Fla.
4/4	W	4-0	Jacksonville	Coral Gables, Fla.
4/4	W	9-6	Jacksonville	Coral Gables, Fla.
4/5	W	21-3	Florida A&M	Coral Gables, Fla.
4/6*	L	2-16	Baltimore Orioles	Coral Gables, Fla.
4/8	W	6-5	Stetson	DeLand, Fla.
4/8	W	5-3	Stetson	DeLand, Fla.
4/9	L	3-9	Stetson	DeLand, Fla.
4/11	L	3-4	USF	Tampa, Fla.
4/11	W	6-5	USF	Tampa, Fla.
4/12	W	7-2	USF	Tampa, Fla.
4/13	W	7-2	Eckerd	Coral Gables, Fla.
4/14	L	9-10	Eckerd	Coral Gables, Fla.
4/17	W	4-2	FIU	Coral Gables, Fla.
4/22	W	5-3	Biscayne	Coral Gables, Fla.
4/24	W	8-7	FIU	Coral Gables, Fla.
4/28	L	2-4	Biscayne	Coral Gables, Fla.
4/29	W	1-2	St. Leo	Coral Gables, Fla.
4/30	W	8-1	St. Leo	Coral Gables, Fla.
5/2	W	3-2	Florida State	Tallahassee, Fla.
5/3	L	4-5	Florida State	Tallahassee, Fla.
5/4	W	4-3	Florida State	Tallahassee, Fla.
5/5	L	1-2	Florida A&M	Tallahassee, Fla.
5/5	W	3-2	Florida A&M (11)	Tallahassee, Fla.
5/6	L	7-8	Florida	Gainesville, Fla.
5/7	W	11-4	Florida	Gainesville, Fla.
5/8	W	4-0	FIU	Coral Gables, Fla.
5/11	W	8-5	FIU	Miami, Fla.
5/13	W	3-0	South Alabama	Mobile, Ala.
5/14	W	4-1	South Alabama	Mobile, Ala.
5/15	W	5-2	South Alabama	Mobile, Ala.
5/21+	W	12-0	Minnesota	Coral Gables, Fla.
5/22+	W	2-0	Middle Tennessee	Coral Gables, Fla.
5/23+	W	14-6	Florida State	Coral Gables, Fla.
5/24+	W	8-6	Florida	Coral Gables, Fla.
5/31#	W	6-1	Maine	Omaha, Neb.
6/3#	L	6-12	Oklahoma State	Omaha, Neb.

6/4# L 4-5 Texas

Omaha, Neb.

1982

55-17-1 (.753)

NATIONAL CHAMPION

2/5	W	10-2	California	Coral Gables, Fla.
2/6	W	8-1	California	Coral Gables, Fla.
2/7	W	10-4	California	Coral Gables, Fla.
2/11	W	3-1	Seton Hall	Coral Gables, Fla.
2/12	L	13-14	Seton Hall	Coral Gables, Fla.
2/13	W	7-3	Florida	Coral Gables, Fla.
2/14	W	6-2	Florida	Coral Gables, Fla.
2/15	W	7-2	Seton Hall	Coral Gables, Fla.
2/18	W	7-1	Biscayne	Coral Gables, Fla.
2/19	W	17-4	North Carolina	Coral Gables, Fla.
2/20	L	5-6	North Carolina	Coral Gables, Fla.
2/21	W	14-4	North Carolina	Coral Gables, Fla.
2/22	W	15-8	Mercer	Coral Gables, Fla.
2/23	W	10-2	Mercer	Coral Gables, Fla.
2/24	W	9-0	Mercer (F)	Coral Gables, Fla.
2/26	W	9-6	New Orleans	Coral Gables, Fla.
2/27	L	4-5	New Orleans	Coral Gables, Fla.
2/28	L	6-10	New Orleans	Coral Gables, Fla.
3/3	L	6-10	FIU	Coral Gables, Fla.
3/5	W	18-4	Florida Atlantic	Coral Gables, Fla.
3/6	W	14-6	USF	Tampa, Fla.
3/9	W	13-1	Biscayne	Coral Gables, Fla.
3/10*	W	7-6	Baltimore Orioles	Coral Gables, Fla.
3/12	W	2-1	South Carolina	Coral Gables, Fla.
3/13	W	4-3	South Carolina (12)	Coral Gables, Fla.
3/14	W	8-6	South Carolina	Coral Gables, Fla.
3/15	W	4-3	South Carolina	Coral Gables, Fla.
3/16	W	12-0	George Washington	Coral Gables, Fla.
3/17	W	10-4	Lewis	Coral Gables, Fla.
3/18	W	16-2	George Washington	Coral Gables, Fla.
3/19	W	15-2	Bowling Green	Coral Gables, Fla.
3/20	W	9-2	Lewis	Coral Gables, Fla.
3/21	W	17-7	William Patterson	Coral Gables, Fla.
3/22	W	14-1	Bowling Green	Coral Gables, Fla.
3/23*	L	4-12	Montreal Expos	West Palm Beach, Fla.
3/24	W	12-0	Bowling Green	Coral Gables, Fla.
3/26	W	6-5	Florida State (10)	Tallahassee, Fla.
3/27	L	3-5	Florida State	Tallahassee, Fla.
3/28	L	3-9	Florida State	Tallahassee, Fla.
3/30*	L	0-7	Montreal Expos	Coral Gables, Fla.
3/31	L	1-2	FIU	Coral Gables, Fla.
4/1	L	9-11	Eckerd (11)	Coral Gables, Fla.
4/2	W	5-4	USF	Coral Gables, Fla.
4/3	W	15-5	USF	Coral Gables, Fla.
4/4	W	13-12	FIU (13)	Miami, Fla.
4/6*	W	15-6	Miami Marlins	Coral Gables, Fla.
4/7*	W	6-3	Miami Marlins	Coral Gables, Fla.
4/8	W	3-2	Stetson	Coral Gables, Fla.
4/9	W	14-7	Stetson	Coral Gables, Fla.
4/10	L	2-4	Stetson	Coral Gables, Fla.
4/11	L	0-5	FIU	Miami, Fla.
4/14	W	11-3	South Carolina	Columbia, S.C.
4/15	W	12-8	South Carolina	Columbia, S.C.
4/16	L	2-6	South Carolina	Columbia, S.C.
4/17	W	19-3	South Carolina (8)	Columbia, S.C.
4/18	L	2-6	Florida	Gainesville, Fla.
4/19	W	8-7	Florida (11)	Gainesville, Fla.
4/22	W	7-2	South Alabama	Coral Gables, Fla.
4/30	W	6-2	FIU	Coral Gables



5/6	W	4-3	Florida Atlantic	Coral Gables, Fla.	3/26	W	8-2	USF	Coral Gables, Fla.
5/7	W	11-5	Florida State	Coral Gables, Fla.	3/27	W	6-5	USF	Coral Gables, Fla.
5/8	L	2-9	Florida State	Coral Gables, Fla.	3/29	W	8-5	Biscayne	Coral Gables, Fla.
5/9	T	7-7	Florida State (5)	Coral Gables, Fla.	3/30	W	8-4	St. Leo	Coral Gables, Fla.
5/11	L	5-6	Georgia Southern (11)	Statesboro, Ga.	3/31*	L	7-14	Baltimore Orioles	Coral Gables, Fla.
5/12	W	14-5	Georgia Southern	Statesboro, Ga.	4/5	L	4-5	Stetson	DeLand, Fla.
5/14	W	10-7	Georgia Tech	Atlanta, Ga.	4/5	W	15-8	Stetson	DeLand, Fla.
5/15	W	13-3	Georgia Tech	Atlanta, Ga.	4/6	W	14-6	Stetson	DeLand, Fla.
5/21	W	8-6	Arizona State	Tempe, Ariz.	4/12	W	8-6	FIU	Coral Gables, Fla.
5/22	L	1-3	Arizona State	Tempe, Ariz.	4/13	W	13-5	Florida Atlantic	Coral Gables, Fla.
5/23	L	7-8	Arizona State	Tempe, Ariz.	4/15	L	5-6	Florida State	Tallahassee, Fla.
5/29+	W	18-2	Stetson	Coral Gables, Fla.	4/16	L	3-4	Florida State	Tallahassee, Fla.
5/29+	W	9-4	USF	Coral Gables, Fla.	4/17	L	0-5	Florida State	Tallahassee, Fla.
5/30+	W	15-3	Stetson	Coral Gables, Fla.	4/19	W	7-2	FIU	Coral Gables, Fla.
6/4#	W	7-2	Maine	Omaha, Neb.	4/20	W	5-3	Biscayne	Coral Gables, Fla.
6/7#	W	4-3	Wichita State	Omaha, Neb.	4/21	W	4-2	Florida Atlantic	Pompano Beach, Fla.
6/10#	W	2-1	Texas	Omaha, Neb.	4/22	W	4-1	Stetson	Coral Gables, Fla.
6/11#	W	10-4	Maine	Omaha, Neb.	4/23	W	12-9	Stetson	Coral Gables, Fla.
6/12#	W	9-3	Wichita State	Omaha, Neb.	4/26	W	8-4	FIU	Miami, Fla.
					4/27	W	6-2	Florida Atlantic	Coral Gables, Fla.
					4/28	W	11-5	New Orleans	Coral Gables, Fla.
					4/29	L	0-2	New Orleans	Coral Gables, Fla.
					4/30	W	9-5	New Orleans	Coral Gables, Fla.
					5/1	W	5-4	New Orleans	Coral Gables, Fla.
					5/3	W	4-0	Biscayne	Coral Gables, Fla.
					5/4	W	16-5	FIU	Coral Gables, Fla.
					5/6	L	0-10	South Alabama	Mobile, Ala.
					5/7	L	1-2	South Alabama (6)	Mobile, Ala.
					5/8	W	7-3	South Alabama	Mobile, Ala.
					5/10	L	2-3	New Orleans	New Orleans, La.
					5/11	W	6-5	New Orleans	New Orleans, La.
					5/13	L	3-4	South Carolina	Coral Gables, Fla.
					5/14	W	6-5	South Carolina (10)	Coral Gables, Fla.
					5/15	W	9-7	South Carolina	Coral Gables, Fla.
					5/17	W	27-10	Ft. Lauderdale College	Coral Gables, Fla.
					5/18	W	6-1	Ft. Lauderdale College	Coral Gables, Fla.
					5/20	L	3-6	Cal State Fullerton	Fullerton, Calif.
					5/21	W	3-0	Cal State Fullerton	Fullerton, Calif.
					5/22	L	3-4	Cal State Fullerton	Fullerton, Calif.
					5/27+	L	4-6	Alabama	Tallahassee, Fla.
					5/28+	W	14-5	South Alabama	Tallahassee, Fla.
					5/29+	W	10-5	Florida State	Tallahassee, Fla.
					5/29+	L	9-11	Alabama	Tallahassee, Fla.

## 1983

61-21 (.744)

## NCAA TOURNAMENT

2/4	L	3-4	Arizona State	Coral Gables, Fla.
2/5	W	16-5	Arizona State	Coral Gables, Fla.
2/6	W	13-5	Arizona State	Coral Gables, Fla.
2/9	L	8-9	Florida Atlantic	Coral Gables, Fla.
2/11	W	12-8	Wichita State	Coral Gables, Fla.
2/14	L	3-5	Wichita State	Coral Gables, Fla.
2/14	L	3-5	Wichita State	Coral Gables, Fla.
2/15	W	12-3	Bethune-Cookman	Coral Gables, Fla.
2/17	W	11-4	Seton Hall	Coral Gables, Fla.
2/18	W	8-4	Seton Hall	Coral Gables, Fla.
2/20	W	5-1	Florida	Coral Gables, Fla.
2/20	L	1-4	Florida	Coral Gables, Fla.
2/21	L	1-4	Georgia Tech	Coral Gables, Fla.
2/22	W	10-7	Georgia Tech	Coral Gables, Fla.
2/23	W	10-4	Georgia Tech	Coral Gables, Fla.
2/25	W	9-0	Florida State	Coral Gables, Fla.
2/26	W	4-2	Florida State	Coral Gables, Fla.
2/28	W	11-10	Mercer	Coral Gables, Fla.
3/1	W	13-6	Mercer	Coral Gables, Fla.
3/2	W	7-4	Mercer	Coral Gables, Fla.
3/3	W	8-4	FIU	Miami, Fla.
3/4	W	6-1	USF	Tampa, Fla.
3/5	W	2-1	USF	Tampa, Fla.
3/6	W	11-5	USF	Tampa, Fla.
3/8	L	3-5	Florida	Gainesville, Fla.
3/9	W	3-2	Florida	Gainesville, Fla.
3/11	W	5-1	Texas A&M	Coral Gables, Fla.
3/12	W	12-3	Southern Illinois	Coral Gables, Fla.
3/13*	L	0-4	Atlanta Braves	Coral Gables, Fla.
3/14	W	16-4	Texas A&M	Coral Gables, Fla.
3/15	W	14-5	Maine	Coral Gables, Fla.
3/17	L	7-13	Southern Illinois	Coral Gables, Fla.
3/18	W	7-5	Maine	Coral Gables, Fla.
3/19	W	9-0	Southern Illinois	Coral Gables, Fla.
3/19	W	7-3	Southern Illinois	Coral Gables, Fla.
3/20	W	7-3	Maine	Coral Gables, Fla.
3/21	W	11-2	Montclair State	Coral Gables, Fla.
3/22	W	6-1	Maine	Coral Gables, Fla.
3/23	W	5-3	Illinois-Chicago	Coral Gables, Fla.
3/24	W	17-3	Illinois-Chicago	Coral Gables, Fla.
3/25	W	10-7	USF	Coral Gables, Fla.

## 1984

48-28 (.632)

## COLLEGE WORLD SERIES

2/3	L	7-9	Florida	Coral Gables, Fla.
2/4	W	10-4	Florida State	Coral Gables, Fla.
2/5	L	4-6	USF	Coral Gables, Fla.
2/7	L	10-11	Florida Atlantic	Coral Gables, Fla.
2/10	W	6-5	UCLA	Coral Gables, Fla.
2/11	W	7-6	UCLA	Coral Gables, Fla.
2/12	W	7-6	UCLA	Coral Gables, Fla.
2/14	W	17-1	Bethune-Cookman	Coral Gables, Fla.
2/15*	W	10-0	Italian Olympic	Coral Gables, Fla.
2/16	L	2-5	Seton Hall	Coral Gables, Fla.
2/17	W	9-1	Florida	Coral Gables, Fla.
2/18	L	3-10	Florida	Coral Gables, Fla.
2/19	W	15-2	Seton Hall	Coral Gables, Fla.
2/23	W	14-4	Colorado State	Coral Gables, Fla.
2/24	W	7-0	Florida State	Coral Gables, Fla.
2/25	W	14-5	Florida State	Coral Gables, Fla.
2/26	L	6-7	Florida State	Coral Gables, Fla.



3/1	W	2-0	New Orleans	Coral Gables, Fla.
3/2	L	2-5	New Orleans	Coral Gables, Fla.
3/3	L	9-15	New Orleans	Coral Gables, Fla.
3/4	W	9-3	New Orleans	Coral Gables, Fla.
3/6	L	7-8	USF	Tampa, Fla.
3/6	L	1-2	USF	Tampa, Fla.
3/7	L	11-18	USF	Tampa, Fla.
3/9	L	9-14	South Carolina	Coral Gables, Fla.
3/10	W	6-3	South Carolina	Coral Gables, Fla.
3/11	W	13-11	South Carolina	Coral Gables, Fla.
3/13*	L	2-12	Baltimore Orioles	Coral Gables, Fla.
3/14	W	4-3	Southern Illinois	Coral Gables, Fla.
3/15	W	17-0	George Washington	Coral Gables, Fla.
3/16	W	10-7	Southern Illinois	Coral Gables, Fla.
3/17	W	11-7	Southern Illinois	Coral Gables, Fla.
3/18	W	11-4	Rutgers	Coral Gables, Fla.
3/19	W	17-0	Fordham	Coral Gables, Fla.
3/20*	L	5-13	Atlanta Braves	Coral Gables, Fla.
3/21	W	9-7	Michigan State	Coral Gables, Fla.
3/22	W	11-4	Fordham	Coral Gables, Fla.
3/23	W	5-3	Michigan State	Coral Gables, Fla.
3/24	L	4-9	Tulane	Coral Gables, Fla.
3/25	W	8-6	Cornell	Coral Gables, Fla.
3/28	W	8-6	Florida	Gainesville, Fla.
3/28	L	6-7	Florida (8)	Gainesville, Fla.
3/30	W	11-2	USF	Coral Gables, Fla.
3/31	W	20-3	USF	Coral Gables, Fla.
4/1	L	13-16	USF	Coral Gables, Fla.
4/6	L	7-8	Alabama	Coral Gables, Fla.
4/7	L	1-7	Alabama	Coral Gables, Fla.
4/8	W	8-3	Alabama	Coral Gables, Fla.
4/10	W	6-2	FIU	Coral Gables, Fla.
4/11	W	8-5	FIU	Miami, Fla.
4/13	L	2-3	Florida State	Tallahassee, Fla.
4/14	W	4-3	Florida State	Tallahassee, Fla.
4/15	L	4-5	Florida State (11)	Tallahassee, Fla.
4/17	L	7-8	Florida Atlantic	Coral Gables, Fla.
4/20	W	14-0	LSU	Coral Gables, Fla.
4/21	W	6-5	LSU	Coral Gables, Fla.
4/22	L	9-10	LSU	Coral Gables, Fla.
4/24	W	6-5	Florida Atlantic	Coral Gables, Fla.
4/26	W	7-3	Stetson	Coral Gables, Fla.
4/27	W	11-1	Stetson	Coral Gables, Fla.
4/28	W	5-4	Stetson	Coral Gables, Fla.
5/6	L	1-3	Maine	Orono, Maine
5/6	L	0-5	Maine	Orono, Maine
5/9	W	5-0	FIU	Miami, Fla.
5/11	W	5-2	FIU	Coral Gables, Fla.
5/12	W	8-3	FIU	Coral Gables, Fla.
5/14	W	13-4	Oral Roberts	Tulsa, Okla.
5/15	L	3-4	Oral Roberts	Tulsa, Okla.
5/17	L	7-8	Wichita State (11)	Wichita, Kan.
5/18	W	14-4	Wichita State	Wichita, Kan.
5/19	W	5-4	Wichita State	Wichita, Kan.
5/24+	W	6-5	Florida	Tallahassee, Fla.
5/26+	W	13-8	Stetson	Tallahassee, Fla.
5/26+	W	6-4	East Carolina	Tallahassee, Fla.
5/27+	L	4-6	South Alabama	Tallahassee, Fla.
5/28+	W	10-2	South Alabama	Tallahassee, Fla.
6/2#	L	6-9	Arizona State	Omaha, Neb.
6/3#	W	13-7	Maine	Omaha, Neb.
6/6#	L	5-13	Cal State Fullerton	Omaha, Neb.

## 1985

## NATIONAL CHAMPION

2/1	W	14-5	South Alabama	Coral Gables, Fla.
2/2	W	12-9	South Alabama	Coral Gables, Fla.
2/3	L	5-7	South Alabama	Coral Gables, Fla.
2/5	L	3-4	USF	Tampa, Fla.
2/9	W	5-2	Arkansas	Coral Gables, Fla.
2/9	W	2-1	Arkansas	Coral Gables, Fla.
2/10	W	4-0	Arkansas	Coral Gables, Fla.
2/12	W	14-7	Armstrong State	Coral Gables, Fla.
2/13	W	15-3	Armstrong State	Coral Gables, Fla.
2/15	W	5-2	Florida	Coral Gables, Fla.
2/16	L	2-4	Florida	Coral Gables, Fla.
2/17	W	5-2	Florida	Coral Gables, Fla.
2/18	W	9-4	Seton Hall	Coral Gables, Fla.
2/20	L	1-4	St. Thomas	Coral Gables, Fla.
2/22	L	2-5	Florida State	Coral Gables, Fla.
2/23	W	15-4	Florida State	Coral Gables, Fla.
2/24	W	6-5	Florida State (10)	Coral Gables, Fla.
2/27	W	17-4	Tampa	Coral Gables, Fla.
2/28	W	8-6	New Orleans	Coral Gables, Fla.
3/1	W	10-0	New Orleans	Coral Gables, Fla.
3/2	W	8-3	New Orleans	Coral Gables, Fla.
3/3	W	5-3	New Orleans	Coral Gables, Fla.
3/5	W	7-3	Rice	Coral Gables, Fla.
3/6	W	11-3	Rice	Coral Gables, Fla.
3/8	W	10-1	Maine	Coral Gables, Fla.
3/9	W	9-3	Maine	Coral Gables, Fla.
3/10	W	3-2	James Madison	Coral Gables, Fla.
3/12	W	6-5	Creighton	Coral Gables, Fla.
3/13	W	14-7	Creighton	Coral Gables, Fla.
3/14	W	12-4	Southern Illinois	Coral Gables, Fla.
3/15	W	2-0	Southern Illinois	Coral Gables, Fla.
3/16	W	7-6	Southern Illinois	Coral Gables, Fla.
3/17	W	9-3	Rutgers (7)	Coral Gables, Fla.
3/18	W	14-2	Mercer	Coral Gables, Fla.
3/19	W	11-3	Michigan State	Coral Gables, Fla.
3/20	W	5-3	Maine	Coral Gables, Fla.
3/22	W	18-5	Michigan State (7)	Coral Gables, Fla.
3/23	W	5-1	Mercer	Coral Gables, Fla.
3/23	W	9-4	Maine	Coral Gables, Fla.
3/24	L	2-3	Maine (10)	Coral Gables, Fla.
3/27	W	6-3	Michigan State	Coral Gables, Fla.
3/29	W	5-1	Michigan State	Coral Gables, Fla.
3/30	L	6-7	Michigan State	Coral Gables, Fla.
4/3	W	6-2	Florida Atlantic	Coral Gables, Fla.
4/5	W	11-1	Southern Calif. (7)	Oklahoma City, Okla.
4/6	L	1-7	Oklahoma	Oklahoma City, Okla.
4/6	W	6-3	Cal State Fullerton	Oklahoma City, Okla.
4/7	W	8-6	USC	Oklahoma City, Okla.
4/9	W	12-1	Barry	Coral Gables, Fla.
4/10	W	6-3	FIU	Coral Gables, Fla.
4/12	W	3-2	Florida State	Tallahassee, Fla.
4/13	L	5-13	Florida State	Tallahassee, Fla.
4/14	W	8-5	Florida State (10)	Tallahassee, Fla.
4/16	W	5-0	Barry	Coral Gables, Fla.
4/17	W	4-3	FIU	Miami, Fla.
4/19	W	11-0	Florida	Gainesville, Fla.
4/20	W	6-4	Florida	Gainesville, Fla.
4/24	W	11-3	Florida Atlantic	Coral Gables, Fla.
4/29	W	12-10	Stetson	DeLand, Fla.
4/30	L	2-13	Stetson	DeLand, Fla.
4/30	W	4-3	Stetson	DeLand, Fla.

64-16 (.800)



5/3	W	14-10	Alabama	Dothan, Ala.	4/12	W	4-3	Florida State	Tallahassee, Fla.
5/4	L	6-12	Alabama	Tuscaloosa, Ala.	4/13	L	3-8	Florida State	Tallahassee, Fla.
5/5	L	7-11	Alabama	Tuscaloosa, Ala.	4/16	L	8-9	FIU (13)	Miami, Fla.
5/11	L	6-7	UCF	Coral Gables, Fla.	4/17	W	1-6	Jacksonville	Coral Gables, Fla.
5/12	W	18-5	UCF	Coral Gables, Fla.	4/18	W	10-3	Jacksonville	Coral Gables, Fla.
5/12	W	28-5	UCF	Coral Gables, Fla.	4/19	W	12-1	Jacksonville	Coral Gables, Fla.
5/17	W	9-0	USF	Coral Gables, Fla.	4/24	W	17-6	Stetson	Coral Gables, Fla.
5/18	L	1-2	USF	Coral Gables, Fla.	4/25	W	12-4	Stetson	Coral Gables, Fla.
5/19	W	8-3	USF	Coral Gables, Fla.	4/26	W	9-1	Stetson	Coral Gables, Fla.
5/24+	W	22-6	Princeton	Coral Gables, Fla.	4/29	W	6-3	Florida Atlantic	Coral Gables, Fla.
5/26+	W	11-6	Virginia	Coral Gables, Fla.	5/2	W	11-10	Florida State	Coral Gables, Fla.
5/27+	L	1-8	Florida	Coral Gables, Fla.	5/3	L	6-14	Florida State	Coral Gables, Fla.
5/28+	W	12-9	Florida	Coral Gables, Fla.	5/4	W	7-5	Florida State	Coral Gables, Fla.
6/1#	W	17-3	Stanford	Omaha, Neb.	5/6	W	8-7	Tampa (10)	Coral Gables, Fla.
6/5#	L	4-8	Texas	Omaha, Neb.	5/9	W	6-5	Clemson	Greenville, S.C.
6/6#	W	2-1	Oklahoma State	Omaha, Neb.	5/10	L	4-7	Clemson	Greenville, S.C.
6/8#	W	6-5	Mississippi State	Omaha, Neb.	5/11	L	5-9	Clemson	Greenville, S.C.
6/9#	W	2-1	Texas	Omaha, Neb.	5/12	W	9-6	Maine	Orono, Maine
6/11#	W	10-6	Texas	Omaha, Neb.	5/13	L	6-9	Maine	Old Orchard, Maine
					5/14	W	9-1	Maine	Old Orchard, Maine
					5/23+	W	10-8	Western Carolina	Coral Gables, Fla.
					5/24+	W	7-5	South Carolina	Coral Gables, Fla.
					5/25+	W	7-6	Georgia Tech (10)	Coral Gables, Fla.
					5/26+	W	15-9	Georgia Tech (10)	Coral Gables, Fla.
					5/31#	W	6-2	Oklahoma State	Omaha, Neb.
					6/3#	L	2-7	Florida State	Omaha, Neb.
					6/5#	W	4-3	LSU	Omaha, Neb.
					6/7#	W	4-3	Arizona	Omaha, Neb.
					6/8#	L	3-4	Florida State	Omaha, Neb.

## 1986

50-17 (.746)

## COLLEGE WORLD SERIES

2/8	W	5-3	Texas	Coral Gables, Fla.
2/9	W	10-7	Texas	Coral Gables, Fla.
2/11	L	2-7	USF	Tampa, Fla.
2/12	W	6-5	USF	Tampa, Fla.
2/14	W	7-6	Florida	Coral Gables, Fla.
2/15	W	7-6	Florida (10)	Coral Gables, Fla.
2/16	W	5-1	Seton Hall	Coral Gables, Fla.
2/17	W	5-0	Seton Hall	Coral Gables, Fla.
2/21	L	4-12	USF	Coral Gables, Fla.
2/22	W	24-2	USF	Coral Gables, Fla.
2/25	W	6-0	FIU	Coral Gables, Fla.
2/27	W	5-3	FIU (11)	Miami, Fla.
2/28	W	5-4	Florida Southern	Coral Gables, Fla.
3/1	W	9-7	Florida Southern	Coral Gables, Fla.
3/4	L	9-10	St. Thomas	Coral Gables, Fla.
3/7	W	7-6	Maine	Coral Gables, Fla.
3/8	W	4-1	Southern Illinois	Coral Gables, Fla.
3/11	W	6-5	Florida	Gainesville, Fla.
3/12	W	9-7	Florida	Gainesville, Fla.
3/14	W	5-2	Southern Illinois	Coral Gables, Fla.
3/16	W	2-1	Creighton	Coral Gables, Fla.
3/17	W	2-1	Maine	Coral Gables, Fla.
3/18	W	7-6	Rutgers	Coral Gables, Fla.
3/19	W	9-3	Maine	Coral Gables, Fla.
3/22	W	6-2	Maine	Coral Gables, Fla.
3/23	L	6-8	Maine	Coral Gables, Fla.
3/27	L	2-3	Michigan State	Coral Gables, Fla.
3/28	W	7-3	Bowling Green	Coral Gables, Fla.
3/29	W	3-0	Air Force	Coral Gables, Fla.
3/29	W	12-8	Bowling Green	Coral Gables, Fla.
4/1	W	9-1	Barry	Coral Gables, Fla.
4/4	W	10-5	Michigan (7)	Minneapolis, Minn.
4/5*	W	8-0	Panama Olympic	Minneapolis, Minn.
4/5	L	3-7	Minnesota	Minneapolis, Minn.
4/6	L	5-7	Michigan (10)	Minneapolis, Minn.
4/8	W	1-0	Alabama (7)	Mobile, Ala.
4/9	L	4-8	South Alabama	Mobile, Ala.
4/11	L	1-6	Florida State	Tallahassee, Fla.

## 1987

35-24-1 (.583)

## NCAA TOURNAMENT

2/8	L	6-16	Texas	Austin, Texas
2/9	L	7-8	Texas	Austin, Texas
2/13	L	2-4	USF	Coral Gables, Fla.
2/14	W	10-8	USF	Coral Gables, Fla.
2/15	L	5-11	Seton Hall	Coral Gables, Fla.
2/17	L	1-5	Tampa	Coral Gables, Fla.
2/20	W	7-2	LSU	New Orleans, La.
2/21	L	4-5	New Orleans (10)	New Orleans, La.
2/22	L	3-4	Tulane (11)	New Orleans, La.
2/24	W	8-1	Wake Forest	Coral Gables, Fla.
2/25	W	8-3	Wake Forest	Coral Gables, Fla.
2/27	W	4-2	Florida	Coral Gables, Fla.
2/28	W	12-4	Florida	Coral Gables, Fla.
3/3	W	4-2	USF	Tampa, Fla.
3/4	L	3-7	USF	Tampa, Fla.
3/7	W	1-6	Maine	Coral Gables, Fla.
3/8	L	9-10	Maine	Coral Gables, Fla.
3/9	W	5-1	Georgetown	Coral Gables, Fla.
3/11	W	9-4	Maine	Coral Gables, Fla.
3/13	W	9-4	Southern Illinois	Coral Gables, Fla.
3/14	W	7-0	Southern Illinois	Coral Gables, Fla.
3/15	L	2-5	Creighton	Coral Gables, Fla.
3/16	W	10-9	Creighton	Coral Gables, Fla.
3/17	L	7-12	Rutgers	Coral Gables, Fla.
3/18	W	5-0	Maine	Coral Gables, Fla.
3/20	L	2-8	Clemson	Coral Gables, Fla.
3/21	L	9-11	Clemson	Coral Gables, Fla.
3/22	T	10-10	Clemson	Coral Gables, Fla.
3/23	W	10-4	Maine	Coral Gables, Fla.
3/25	W	6-3	Michigan State	Coral Gables, Fla.
3/27	L	0-5	Arizona	Coral Gables, Fla.



3/28	W	7-3	Arizona	Coral Gables, Fla.	3/25	L	6-7	Michigan State	Coral Gables, Fla.
3/29	W	9-8	Arizona	Coral Gables, Fla.	3/26	L	4-5	Michigan State	Coral Gables, Fla.
3/31	W	8-2	Stetson	DeLand, Fla.	3/27	W	10-8	Michigan State (10)	Coral Gables, Fla.
4/1	W	6-4	Stetson	DeLand, Fla.	3/30	W	19-1	NcNeese State	Coral Gables, Fla.
4/3	W	7-4	FIU	Coral Gables, Fla.	4/1	W	11-3	Florida	Coral Gables, Fla.
4/4	W	12-1	FIU	Coral Gables, Fla.	4/2	W	5-3	Florida	Coral Gables, Fla.
4/5	L	6-7	FIU (12)	Miami, Fla.	4/5	W	15-2	Niagara	Coral Gables, Fla.
4/7	W	6-5	Florida Southern	Coral Gables, Fla.	4/6	W	4-2	FIU	Miami, Fla.
4/10	L	3-14	Florida State	Tallahassee, Fla.	4/8	W	8-3	Florida State	Tallahassee, Fla.
4/11	W	1-6	Florida State	Tallahassee, Fla.	4/9	L	8-20	Florida State	Tallahassee, Fla.
4/12	W	11-10	Florida State (11)	Tallahassee, Fla.	4/10	T	5-5	Florida State (8)	Tallahassee, Fla.
4/14	W	9-4	New Orleans	Coral Gables, Fla.	4/13	W	12-3	Florida Atlantic	Coral Gables, Fla.
4/15	W	7-5	New Orleans	Coral Gables, Fla.	4/15	W	8-2	Tulane	Coral Gables, Fla.
4/17	W	19-9	Florida Atlantic	Coral Gables, Fla.	4/16	L	1-4	Tulane	Coral Gables, Fla.
4/18	W	18-2	Barry	Coral Gables, Fla.	4/17	W	11-4	USF	Tampa, Fla.
4/21	L	2-3	Florida	Gainesville, Fla.	4/19	L	8-11	USF	Tampa, Fla.
4/22	L	5-6	Florida	Gainesville, Fla.	4/22	W	8-3	FIU	Coral Gables, Fla.
4/24	W	4-3	James Madison	Norfolk, Va.	4/23	L	1-2	FIU	Coral Gables, Fla.
4/28	W	12-3	FIU	Coral Gables, Fla.	4/26	W	8-5	Tampa	Coral Gables, Fla.
5/1	W	4-3	Florida State	Coral Gables, Fla.	4/29	W	9-3	Stanford	Coral Gables, Fla.
5/2	L	4-6	Florida State	Coral Gables, Fla.	4/30	W	7-3	Stanford	Coral Gables, Fla.
5/3	L	6-8	Florida State	Coral Gables, Fla.	5/6	L	5-6	Florida State	Coral Gables, Fla.
5/8	L	3-4	North Carolina	Chapel Hill, N.C.	5/7	W	9-7	Florida State	Coral Gables, Fla.
5/9	W	9-4	North Carolina	Chapel Hill, N.C.	5/8	L	3-6	Florida State	Coral Gables, Fla.
5/10	W	10-2	North Carolina	Chapel Hill, N.C.	5/13	W	8-1	Maine	Orono, Maine
5/17	L	3-6	New Orleans	Coral Gables, Fla.	5/14	W	11-3	Maine	Old Orchard, Maine
5/18	L	5-6	New Orleans	Coral Gables, Fla.	5/15	L	5-6	Maine (13)	Old Orchard, Maine
5/21+	L	6-11	Georgia Southern	Tallahassee, Fla.	5/16	W	13-5	Maine	Orono, Maine
5/22+	L	2-5	Florida State	Tallahassee, Fla.	5/20	W	6-4	Stetson	Coral Gables, Fla.
					5/25+	W	4-0	Towson	Coral Gables, Fla.
					5/28+	W	18-8	James Madison	Coral Gables, Fla.
					5/28+	W	4-2	Georgia Tech	Coral Gables, Fla.
					5/29+	W	10-3	South Carolina	Coral Gables, Fla.
					6/4#	L	3-6	Cal State Fullerton	Omaha, Neb.
					6/6#	W	8-4	Fresno State	Omaha, Neb.
					6/7#	L	1-2	Stanford	Omaha, Neb.

## 1988

52-14-1 (.776)

## COLLEGE WORLD SERIES

2/5	W	9-0	Mercer	Coral Gables, Fla.
2/6	W	24-1	Mercer (7)	Coral Gables, Fla.
2/7	W	17-7	Mercer	Coral Gables, Fla.
2/12	W	1-0	USF	Coral Gables, Fla.
2/13	W	4-3	USF	Coral Gables, Fla.
2/14	W	9-4	Seton Hall	Coral Gables, Fla.
2/16	W	4-0	Eckerd	Coral Gables, Fla.
2/17	W	5-0	Barry	Coral Gables, Fla.
2/21	L	2-3	Florida (7)	Gainesville, Fla.
2/21	W	9-7	Florida	Gainesville, Fla.
2/23	W	10-3	Wake Forest	Coral Gables, Fla.
2/24	W	4-2	Wake Forest	Coral Gables, Fla.
2/27	L	5-8	Texas	Coral Gables, Fla.
2/28	W	3-2	Texas	Coral Gables, Fla.
3/1	W	6-2	St. Thomas	Coral Gables, Fla.
3/4	W	13-1	Maine	Coral Gables, Fla.
3/5	W	10-1	Maine	Coral Gables, Fla.
3/6	W	8-7	Purdue	Coral Gables, Fla.
3/8	W	9-2	Navy	Coral Gables, Fla.
3/10	W	8-2	Georgetown	Coral Gables, Fla.
3/11	W	7-6	Southern Illinois	Coral Gables, Fla.
3/12	W	6-5	Southern Illinois	Coral Gables, Fla.
3/13	W	11-2	Creighton	Coral Gables, Fla.
3/14	W	9-4	Creighton	Coral Gables, Fla.
3/17	W	10-5	St. Francis Brooklyn	Coral Gables, Fla.
3/18	L	3-6	Maine	Coral Gables, Fla.
3/20	W	6-5	Maine (10)	Coral Gables, Fla.
3/20	W	3-2	Maine	Coral Gables, Fla.
3/22	W	4-2	Rutgers	Coral Gables, Fla.
3/23	W	8-2	Rutgers	Coral Gables, Fla.
3/24	W	14-6	Air Force	Coral Gables, Fla.

## 1989

49-18 (.731)

## COLLEGE WORLD SERIES

2/5	W	4-1	UCF	Coral Gables, Fla.
2/6	W	5-1	UCF	Coral Gables, Fla.
2/7	W	15-0	UCF	Coral Gables, Fla.
2/10	W	1-0	USF (12)	Coral Gables, Fla.
2/11	W	9-5	USF	Coral Gables, Fla.
2/17	W	4-1	Tennessee	Coral Gables, Fla.
2/18	L	5-6	Tennessee (11)	Coral Gables, Fla.
2/19	W	11-2	Seton Hall	Coral Gables, Fla.
2/20	L	1-5	Seton Hall	Coral Gables, Fla.
2/25	W	6-5	Texas	Austin, Texas
2/26	L	2-5	Texas	Austin, Texas
2/27	L	5-6	Texas	Austin, Texas
3/1	W	9-1	Barry	Coral Gables, Fla.
3/3	W	5-4	Minnesota	Coral Gables, Fla.
3/4	W	13-4	Minnesota	Coral Gables, Fla.
3/5	W	7-6	Minnesota	Coral Gables, Fla.
3/8	L	2-4	Notre Dame	Coral Gables, Fla.
3/9	W	17-0	Boston University (7)	Coral Gables, Fla.
3/10	W	6-0	Southern Illinois	Coral Gables, Fla.
3/11	W	10-6	Southern Illinois	Coral Gables, Fla.
3/12	W	2-1	Creighton (10)	Coral Gables, Fla.
3/13	W	6-5	Creighton	Coral Gables, Fla.
3/14*	L	0-5	Baltimore Orioles	Coral Gables, Fla.
3/15	W	6-3	Pace	Coral Gables, Fla.



3/17	W	8-1	Maine	Coral Gables, Fla.	3/4	W	8-2	Florida	Gainesville, Fla.
3/18	W	2-0	Maine	Coral Gables, Fla.	3/5	W	4-1	Stetson	DeLand, Fla.
3/19	L	3-4	Maine	Coral Gables, Fla.	3/6	W	5-4	Stetson (11)	DeLand, Fla.
3/21	L	10-13	Florida	Coral Gables, Fla.	3/9	W	5-1	Southern Illinois	Coral Gables, Fla.
3/22	W	4-0	Florida	Coral Gables, Fla.	3/10	L	0-1	Southern Illinois	Coral Gables, Fla.
3/24	W	16-8	Rutgers	Coral Gables, Fla.	3/11	W	25-1	Boston University	Coral Gables, Fla.
3/25	W	7-4	Rutgers	Coral Gables, Fla.	3/13	W	4-0	Davidson	Coral Gables, Fla.
3/27	W	7-5	Michigan State	Coral Gables, Fla.	3/15	L	2-3	Davidson	Coral Gables, Fla.
3/28	W	5-3	Stetson	Coral Gables, Fla.	3/16	W	6-2	Rutgers	Coral Gables, Fla.
3/29	L	8-9	Stetson (10)	Coral Gables, Fla.	3/17	W	6-3	Rutgers	Coral Gables, Fla.
4/1	L	1-7	Florida	Gainesville, Fla.	3/18	W	12-1	Georgetown	Coral Gables, Fla.
4/2	L	2-3	Florida	Gainesville, Fla.	3/20	W	12-2	Washington State	Coral Gables, Fla.
4/7	L	0-3	Florida State	Tallahassee, Fla.	3/21	L	0-3	Washington State	Coral Gables, Fla.
4/8	W	8-1	Florida State	Tallahassee, Fla.	3/22	W	9-2	Clemson	Coral Gables, Fla.
4/9	L	3-11	Florida State	Tallahassee, Fla.	3/23	W	11-5	Clemson	Coral Gables, Fla.
4/14	W	14-0	Florida Atlantic	Coral Gables, Fla.	3/24	W	2-1	Clemson	Coral Gables, Fla.
4/15	W	14-0	Florida Atlantic	Coral Gables, Fla.	3/28	W	12-1	Northeastern	Coral Gables, Fla.
4/18	W	9-0	St. Thomas	Coral Gables, Fla.	3/30	W	2-1	Wichita State	Minneapolis, Minn.
4/21	W	5-2	FIU	Coral Gables, Fla.	3/31	W	3-0	Minnesota (7)	Minneapolis, Minn.
4/22	W	7-2	FIU	Coral Gables, Fla.	4/1	W	4-3	Stanford (10)	Minneapolis, Minn.
4/23	W	9-6	FIU	Miami, Fla.	4/3	W	22-0	Bethune-Cookman (7)	Coral Gables, Fla.
4/25	W	3-5	Boca Raton	Coral Gables, Fla.	4/6	W	3-1	North Florida	Coral Gables, Fla.
4/28	W	11-5	Clemson	Clemson, S.C.	4/7	W	13-2	St. Thomas	Coral Gables, Fla.
4/29	W	10-2	Clemson	Clemson, S.C.	4/10	W	5-3	New Orleans	Coral Gables, Fla.
4/30	L	4-5	Clemson	Clemson, S.C.	4/11	W	4-2	New Orleans	Coral Gables, Fla.
5/2	W	7-6	Eckerd	Coral Gables, Fla.	4/13	L	3-7	Florida State	Tallahassee, Fla.
5/5	W	11-2	Florida State	Coral Gables, Fla.	4/14	W	8-5	Florida State	Tallahassee, Fla.
5/6	W	8-2	Florida State	Coral Gables, Fla.	4/15	W	8-3	Florida State	Tallahassee, Fla.
5/7	L	4-8	Florida State	Coral Gables, Fla.	4/18	W	6-2	St. Thomas	Coral Gables, Fla.
5/9	L	12-13	Tampa	Coral Gables, Fla.	4/20	W	16-6	FIU	Coral Gables, Fla.
5/12	W	12-3	Mercer	Coral Gables, Fla.	4/21	W	6-5	FIU	Coral Gables, Fla.
5/13	W	9-4	Mercer	Coral Gables, Fla.	4/22	W	7-1	FIU	Miami, Fla.
5/14	W	10-3	Mercer	Coral Gables, Fla.	4/25	W	2-1	Tampa (10)	Coral Gables, Fla.
5/19	W	7-4	NC State	Chapel Hill, N.C.	4/27	W	19-2	Nova Southeastern	Coral Gables, Fla.
5/20	W	2-0	Clemson	Chapel Hill, N.C.	4/28	W	11-3	Florida Atlantic	Coral Gables, Fla.
5/21	W	11-1	Arizona	Chapel Hill, N.C.	5/4	W	7-3	Florida State	Coral Gables, Fla.
5/25+	W	3-1	Villanova	Gainesville, Fla.	5/5	L	2-6	Florida State	Coral Gables, Fla.
5/26+	L	7-9	Georgia Tech	Gainesville, Fla.	5/6	L	4-8	Florida State	Coral Gables, Fla.
5/27+	W	9-1	Florida	Gainesville, Fla.	5/11	L	1-4	Maine	Orono, Maine
5/27+	W	10-1	UCF	Gainesville, Fla.	5/12	L	5-9	Maine	Orono, Maine
5/28+	W	4-1	Villanova	Gainesville, Fla.	5/14	L	0-4	Maine	Orono, Maine
6/3#	W	5-2	LSU	Omaha, Neb.	5/14	W	6-4	Maine (7)	Orono, Maine
6/5#	L	2-12	Texas	Omaha, Neb.	5/18	W	4-3	UCF	Coral Gables, Fla.
6/6#	L	3-6	LSU	Omaha, Neb.	5/19	W	9-0	UCF	Coral Gables, Fla.
					5/25+	W	4-3	Stetson	Coral Gables, Fla.
					5/27+	W	5-2	USF	Coral Gables, Fla.
					5/28+	L	2-6	The Citadel	Coral Gables, Fla.
					5/28+	W	6-1	NC State	Coral Gables, Fla.
					5/29+	L	1-4	The Citadel	Coral Gables, Fla.

## 1990

52-13 (.800)

## NCAA TOURNAMENT

2/2	W	7-0	Seton Hall	Coral Gables, Fla.
2/3	W	17-3	Seton Hall	Coral Gables, Fla.
2/4	W	8-2	Seton Hall	Coral Gables, Fla.
2/9	W	7-4	USF	Tampa, Fla.
2/10	L	3-4	USF	Tampa, Fla.
2/11	W	4-2	UCF	Orlando, Fla.
2/14	W	7-1	Barry	Coral Gables, Fla.
2/16	W	6-5	Texas	Coral Gables, Fla.
2/17	W	7-1	Texas	Coral Gables, Fla.
2/18	W	7-6	Texas	Coral Gables, Fla.
2/21	W	10-2	St. Francis Brooklyn	Coral Gables, Fla.
2/24	L	4-5	Florida	Coral Gables, Fla.
2/24	W	12-10	Florida	Coral Gables, Fla.
2/25	W	17-1	St. Francis Brooklyn	Coral Gables, Fla.
2/28	W	15-7	Eckerd	Coral Gables, Fla.
3/3	W	6-3	Florida	Gainesville, Fla.

## 1991

46-17 (.730)

## NCAA TOURNAMENT

2/1	W	9-8	California	Coral Gables, Fla.
2/2	W	6-4	California	Coral Gables, Fla.
2/3	W	13-6	California	Coral Gables, Fla.
2/8	L	2-6	Texas	Austin, Texas
2/9	L	5-7	Texas	Austin, Texas
2/10	W	6-5	Texas	Austin, Texas
2/12	W	6-1	Tampa	Coral Gables, Fla.
2/15	W	8-1	Stetson	Coral Gables, Fla.
2/16	W	2-0	Stetson	Coral Gables, Fla.
2/19	W	6-1	USF	Coral Gables, Fla.
2/20	W	4-3	USF	Coral Gables, Fla.



2/23	W	5-3	Florida	Gainesville, Fla.	2/23	L	5-8	Florida	Gainesville, Fla.
2/24	W	8-7	Florida	Gainesville, Fla.	2/28	L	5-8	Stetson	Coral Gables, Fla.
2/26	W	4-2	Florida	Coral Gables, Fla.	2/29	W	7-2	Stetson	Coral Gables, Fla.
2/27	W	9-7	Florida (10)	Coral Gables, Fla.	3/1	W	7-5	Stetson	Coral Gables, Fla.
3/1	L	3-4	LSU	New Orleans, La.	3/3	W	12-2	Villanova	Coral Gables, Fla.
3/2	W	12-3	New Orleans	New Orleans, La.	3/5	W	4-0	Providence	Coral Gables, Fla.
3/3	L	2-5	Tulane	New Orleans, La.	3/6	W	7-1	Florida	Coral Gables, Fla.
3/5	W	11-3	NC State	Coral Gables, Fla.	3/7	W	6-5	Florida	Coral Gables, Fla.
3/6	L	2-4	NC State	Coral Gables, Fla.	3/10	L	5-14	Illinois	Coral Gables, Fla.
3/8	L	1-2	Southern Illinois	Coral Gables, Fla.	3/11	W	7-1	Illinois	Coral Gables, Fla.
3/9	W	12-0	Southern Illinois	Coral Gables, Fla.	3/13	W	10-2	Illinois State	Coral Gables, Fla.
3/10	W	17-5	George Washington	Coral Gables, Fla.	3/14	W	3-0	Illinois State	Coral Gables, Fla.
3/11	W	5-1	George Washington	Coral Gables, Fla.	3/15	W	12-0	Pace	Coral Gables, Fla.
3/13	W	2-1	Maine	Coral Gables, Fla.	3/17	W	10-0	Rutgers	Coral Gables, Fla.
3/14	W	9-3	Pennsylvania	Coral Gables, Fla.	3/19	W	14-7	Rutgers	Coral Gables, Fla.
3/15	W	5-3	Maine	Coral Gables, Fla.	3/20	W	9-1	Southern Illinois	Coral Gables, Fla.
3/16	W	9-0	Maine	Coral Gables, Fla.	3/21	W	5-1	Southern Illinois	Coral Gables, Fla.
3/17	W	7-0	Maine	Coral Gables, Fla.	3/22	W	12-3	Youngstown State	Coral Gables, Fla.
3/19	W	5-0	Minnesota	Coral Gables, Fla.	3/27	L	1-2	Notre Dame	Coral Gables, Fla.
3/20	L	0-9	Minnesota	Coral Gables, Fla.	3/28	W	1-6	Notre Dame	Coral Gables, Fla.
3/22	W	5-2	Rutgers	Coral Gables, Fla.	3/29	W	6-5	Notre Dame (11)	Coral Gables, Fla.
3/23	W	20-4	Rutgers	Coral Gables, Fla.	3/31	W	15-3	USF	Tampa, Fla.
3/24	W	10-2	Minnesota	Coral Gables, Fla.	4/1	W	8-7	USF	Tampa, Fla.
3/26	W	5-1	Eastern Illinois	Coral Gables, Fla.	4/5	W	9-1	Rollins	Coral Gables, Fla.
3/29	W	9-3	Northeastern	Coral Gables, Fla.	4/7	W	12-8	Barry	Coral Gables, Fla.
3/30	W	17-4	Northeastern (7)	Coral Gables, Fla.	4/10	W	10-6	Florida State	Tallahassee, Fla.
3/30	W	8-1	Northeastern	Coral Gables, Fla.	4/11	W	6-3	Florida State	Tallahassee, Fla.
4/5	W	8-7	Florida Atlantic	Coral Gables, Fla.	4/12	W	6-5	Florida State	Tallahassee, Fla.
4/6	W	6-3	St. Thomas	Coral Gables, Fla.	4/15	W	3-2	North Florida	Coral Gables, Fla.
4/9	W	8-7	North Florida	Coral Gables, Fla.	4/17	W	11-1	St. Thomas	Coral Gables, Fla.
4/12	L	2-7	Florida State	Tallahassee, Fla.	4/18	W	4-3	St. Thomas (12)	Coral Gables, Fla.
4/13	L	4-12	Florida State	Tallahassee, Fla.	4/21	W	14-2	Florida Atlantic	Coral Gables, Fla.
4/14	L	5-8	Florida State	Tallahassee, Fla.	4/24	W	7-3	Florida State	Coral Gables, Fla.
4/17	W	4-3	St. Thomas (12)	Coral Gables, Fla.	4/25	W	5-4	Florida State	Coral Gables, Fla.
4/19	W	6-2	Eastern Kentucky	Coral Gables, Fla.	4/26	L	2-3	Florida State	Coral Gables, Fla.
4/20	W	4-0	Eastern Kentucky	Coral Gables, Fla.	4/28	W	11-1	St. Thomas	Coral Gables, Fla.
4/21	L	2-3	Eastern Kentucky	Coral Gables, Fla.	4/29	W	12-5	Nova Southeastern	Coral Gables, Fla.
4/26	L	2-5	FIU	Coral Gables, Fla.	5/1	W	6-1	Texas	Coral Gables, Fla.
4/27	W	1-1	FIU	Coral Gables, Fla.	5/2	W	3-2	Texas	Coral Gables, Fla.
4/28	W	8-0	FIU	Miami, Fla.	5/3	L	3-10	Texas	Coral Gables, Fla.
5/3	L	2-3	Florida State	Coral Gables, Fla.	5/8	W	5-1	Maine	Orono, Maine
5/4	L	1-4	Florida State	Coral Gables, Fla.	5/9	W	8-7	Maine (10)	Orono, Maine
5/5	W	8-6	Florida State	Coral Gables, Fla.	5/10	W	5-1	Maine	Orono, Maine
5/10	W	4-2	Georgia Southern	Coral Gables, Fla.	5/12	W	5-1	Tampa	Coral Gables, Fla.
5/11	W	7-0	Georgia Southern	Coral Gables, Fla.	5/13	W	12-11	Tampa	Coral Gables, Fla.
5/12	W	10-5	Georgia Southern	Coral Gables, Fla.	5/15	W	6-5	Georgia Tech (13)	Coral Gables, Fla.
5/17	L	5-9	Georgia Tech	Atlanta, Ga.	5/16	W	6-2	Georgia Tech	Coral Gables, Fla.
5/18	W	10-7	Georgia Tech	Atlanta, Ga.	5/17	W	4-3	Georgia Tech	Coral Gables, Fla.
5/19	W	7-1	Georgia Tech	Atlanta, Ga.	5/22+	W	3-1	UMBC	Coral Gables, Fla.
5/23+	W	13-1	Portland	Fresno, Calif.	5/23+	L	3-6	Notre Dame	Coral Gables, Fla.
5/24+	L	6-13	Cal State Northridge	Fresno, Calif.	5/24	W	5-4	NC State	Coral Gables, Fla.
5/25+	L	7-15	Stanford	Fresno, Calif.	5/24+	W	17-2	South Carolina	Coral Gables, Fla.
					5/25+	W	5-1	Notre Dame	Coral Gables, Fla.
					5/29#	W	4-3	California (13)	Omaha, Neb.
					5/31#	W	4-3	Cal State Fullerton	Omaha, Neb.
					6/2#	L	5-7	Cal State Fullerton	Omaha, Neb.
					6/5#	L	1-8	Cal State Fullerton	Omaha, Neb.

## 1992

55-10 (.846)

## COLLEGE WORLD SERIES

2/7	W	14-2	Seton Hall	Coral Gables, Fla.
2/8	W	25-3	Seton Hall	Coral Gables, Fla.
2/9	W	4-1	Seton Hall	Coral Gables, Fla.
2/13	W	6-1	FIU	Coral Gables, Fla.
2/14	W	22-1	FIU	Coral Gables, Fla.
2/16	W	7-1	FIU	Coral Gables, Fla.
2/19	W	13-4	Barry	Coral Gables, Fla.
2/22	L	3-7	Florida	Gainesville, Fla.

**BRAD KELLEY**

1993

**1993**

36-22 (.621)

**NCAA TOURNAMENT**

2/5	L	6-17	Texas	Austin, Texas
2/6	L	6-7	Texas	Austin, Texas
2/7	L	11-12	Texas (10)	Austin, Texas
2/12	W	8-2	Illinois	Coral Gables, Fla.
2/13	W	4-3	Illinois (13)	Coral Gables, Fla.
2/14	L	4-6	Illinois	Coral Gables, Fla.
2/17	W	4-3	FIU	Coral Gables, Fla.
2/19	W	7-3	Long Beach State	Coral Gables, Fla.
2/20	L	2-4	Long Beach State	Coral Gables, Fla.
2/21	L	8-10	Long Beach State	Coral Gables, Fla.
2/24	W	4-3	Michigan	Coral Gables, Fla.
2/25	W	8-1	Michigan	Coral Gables, Fla.
2/27	L	2-3	Florida	Gainesville, Fla.
2/28	L	7-9	Florida	Gainesville, Fla.
3/1	W	6-4	Stetson	DeLand, Fla.
3/2	W	19-3	Stetson	DeLand, Fla.
3/5	W	7-5	Jacksonville	Coral Gables, Fla.
3/6	L	2-4	Jacksonville	Coral Gables, Fla.
3/7	W	8-6	Jacksonville	Coral Gables, Fla.
3/10	W	9-5	Georgetown	Coral Gables, Fla.
3/12	W	7-1	Florida	Coral Gables, Fla.
3/14	L	3-4	Florida (10)	Coral Gables, Fla.
3/16	W	11-4	Rutgers	Coral Gables, Fla.
3/18	W	6-2	Southern Illinois	Coral Gables, Fla.
3/19	W	6-5	Maine	Coral Gables, Fla.
3/20	W	11-10	Maine	Coral Gables, Fla.
3/26	W	13-2	Georgia State	Coral Gables, Fla.
3/27	W	9-6	Georgia State	Coral Gables, Fla.
3/27	W	19-1	Georgia State	Coral Gables, Fla.
3/31	W	11-2	UCF	Coral Gables, Fla.
4/2	L	0-2	Florida Atlantic	Coral Gables, Fla.
4/3	W	3-0	Florida Atlantic	Coral Gables, Fla.
4/6	W	7-3	FIU	Coral Gables, Fla.
4/9	L	0-7	Florida State	Tallahassee, Fla.
4/10	L	1-8	Florida State	Tallahassee, Fla.
4/11	L	2-6	Florida State	Tallahassee, Fla.
4/13	W	9-2	FIU	Coral Gables, Fla.
4/16	W	7-6	St. Thomas (15)	Coral Gables, Fla.
4/17	W	8-6	St. Thomas	Coral Gables, Fla.
4/21	W	9-4	Nova Southeastern	Coral Gables, Fla.
4/23	L	0-1	Florida State	Coral Gables, Fla.
4/24	W	4-3	Florida State (12)	Coral Gables, Fla.
4/25	W	14-13	Florida State (10)	Coral Gables, Fla.
4/30	W	6-2	Tampa	Coral Gables, Fla.
5/1	W	11-3	Tampa	Coral Gables, Fla.
5/4	W	3-2	Florida Atlantic (13)	Coral Gables, Fla.
5/7	W	6-5	Rice	Coral Gables, Fla.
5/8	W	13-5	Rice	Coral Gables, Fla.
5/9	L	2-3	Rice	Coral Gables, Fla.
5/11	L	3-5	USF	Coral Gables, Fla.
5/12	W	11-6	USF	Coral Gables, Fla.
5/14	W	6-1	Fordham	Coral Gables, Fla.
5/15	W	8-0	Fordham	Coral Gables, Fla.
5/21	L	7-14	NC State	Chapel Hill, N.C.
5/22	L	1-3	North Carolina	Chapel Hill, N.C.
5/23	L	4-5	Wake Forest	Chapel Hill, N.C.
5/27+	L	3-7	South Alabama	Baton Rouge, La.
5/28+	L	5-10	Western Carolina	Baton Rouge, La.

**JIM MORRIS**

1994 - Present

**1994**

49-14 (.778)

**COLLEGE WORLD SERIES**

2/2	W	8-0	Barry	Coral Gables, Fla.
2/4	W	6-0	Tennessee	Coral Gables, Fla.
2/5	W	3-1	Tennessee	Coral Gables, Fla.
2/6	W	1-0	Tennessee	Coral Gables, Fla.
2/8	W	11-4	FIU	Coral Gables, Fla.
2/11	W	6-4	Stetson	Coral Gables, Fla.
2/12	L	4-7	Stetson	Coral Gables, Fla.
2/13	L	3-5	Stetson	Coral Gables, Fla.
2/15	W	4-0	FIU	Coral Gables, Fla.
2/19	W	4-3	Florida (10)	Gainesville, Fla.
2/20	L	0-5	Florida	Gainesville, Fla.
2/25	W	14-4	Minnesota	Coral Gables, Fla.
2/26	L	0-2	Minnesota	Coral Gables, Fla.
2/27	W	5-2	Minnesota	Coral Gables, Fla.
3/3	W	3-0	FIU	Coral Gables, Fla.
3/5	W	7-1	Illinois	Coral Gables, Fla.
3/6	W	6-2	Illinois	Coral Gables, Fla.
3/9	W	8-2	Pace	Coral Gables, Fla.
3/11	W	4-3	Florida	Coral Gables, Fla.
3/12	W	4-2	Florida	Coral Gables, Fla.
3/13	W	7-4	Florida Atlantic	Boca Raton, Fla.
3/15	W	14-5	Rutgers	Coral Gables, Fla.
3/16	W	7-6	Rutgers	Coral Gables, Fla.
3/18	W	5-1	Southern Illinois	Coral Gables, Fla.
3/19	W	12-3	Southern Illinois	Coral Gables, Fla.
3/25	L	2-5	Jacksonville	Jacksonville, Fla.
3/26	W	5-3	Jacksonville	Jacksonville, Fla.
3/27	W	8-6	Jacksonville	Jacksonville, Fla.
3/29	W	2-0	Northeastern	Coral Gables, Fla.
4/2	W	19-7	Notre Dame	South Bend, Ind.
4/2	W	5-2	Notre Dame	South Bend, Ind.
4/3	W	4-2	Notre Dame	South Bend, Ind.
4/5	L	2-4	Rollins	Coral Gables, Fla.
4/8	L	3-6	Florida State	Tallahassee, Fla.
4/9	W	5-1	Florida State	Tallahassee, Fla.
4/10	W	2-1	Florida State	Tallahassee, Fla.
4/12	W	7-3	Florida Atlantic	Coral Gables, Fla.
4/15	L	1-6	Florida State	Coral Gables, Fla.
4/16	W	8-0	Florida State	Coral Gables, Fla.
4/17	L	2-7	Florida State	Coral Gables, Fla.
4/19	W	7-6	Florida Southern (11)	Coral Gables, Fla.
4/20	W	5-1	Florida Southern	Coral Gables, Fla.
4/22	W	8-6	St. Thomas	Coral Gables, Fla.
4/23	W	9-4	St. Thomas	Coral Gables, Fla.
4/29	L	5-7	Clemson	Clemson, S.C.
4/30	W	6-3	Clemson	Clemson, S.C.
5/1	L	8-9	Clemson (12)	Clemson, S.C.
5/6	W	11-3	Barry	Coral Gables, Fla.
5/7	W	10-4	Tampa	Coral Gables, Fla.
5/8	W	3-0	Tampa	Coral Gables, Fla.
5/10	L	5-6	FIU	Coral Gables, Fla.
5/13	W	7-2	Western Carolina	Coral Gables, Fla.
5/14	W	8-2	Western Carolina	Coral Gables, Fla.
5/15	W	5-4	Western Carolina	Coral Gables, Fla.
5/20	W	4-1	Coastal Carolina	Coral Gables, Fla.
5/21	W	7-4	Coastal Carolina	Coral Gables, Fla.
5/27+	W	17-4	Rider	Coral Gables, Fla.
5/28+	W	4-1	Kent	Coral Gables, Fla.
5/29+	W	11-3	Minnesota	Coral Gables, Fla.





5/18	L	6-7	Cal State Fullerton	Coral Gables, Fla.	4/30	W	13-8	Florida Atlantic	Coral Gables, Fla.
5/23+	L	4-5	Sam Houston State	Austin, Texas	5/2	W	9-1	Florida State	Coral Gables, Fla.
5/24+	W	5-2	Long Beach State	Austin, Texas	5/3	W	7-6	Florida State	Coral Gables, Fla.
5/25+	W	9-7	Texas	Austin, Texas	5/4	L	3-7	Florida State	Coral Gables, Fla.
5/26+	W	8-2	Missouri State	Austin, Texas	5/9	W	12-1	Jacksonville	Coral Gables, Fla.
5/26+	W	8-4	UCLA	Austin, Texas	5/10	L	14-23	Jacksonville	Coral Gables, Fla.
5/31#	W	7-3	Clemson	Omaha, Neb.	5/11	W	10-1	Jacksonville	Coral Gables, Fla.
6/2#	W	15-1	Alabama	Omaha, Neb.	5/15	W	20-3	Oral Roberts	Coral Gables, Fla.
6/5#	W	14-5	Clemson	Omaha, Neb.	5/16	W	7-3	Oral Roberts	Coral Gables, Fla.
6/8#	L	8-9	LSU	Omaha, Neb.	5/17	W	7-3	Oral Roberts	Coral Gables, Fla.

## 1997

51-18 (.739)

## COLLEGE WORLD SERIES

1/16	L	2-3	Hawaii	Honolulu, Hawaii	1/28	W	9-0	Barry	Coral Gables, Fla.
1/17	W	14-7	Hawaii	Honolulu, Hawaii	1/30	W	8-5	USF	Coral Gables, Fla.
1/18	W	10-7	Hawaii	Honolulu, Hawaii	1/31	W	10-3	USF	Coral Gables, Fla.
1/19	W	13-11	Hawaii	Honolulu, Hawaii	2/1	L	2-15	USF	Coral Gables, Fla.
1/31	W	4-2	South Alabama	Coral Gables, Fla.	2/7	W	11-8	Florida	Coral Gables, Fla.
2/1	L	7-9	South Alabama	Coral Gables, Fla.	2/8	W	17-11	Florida	Coral Gables, Fla.
2/2	W	16-4	South Alabama	Coral Gables, Fla.	2/11	W	2-1	FIU	Coral Gables, Fla.
2/7	L	6-10	Stetson	Coral Gables, Fla.	2/14	L	5-19	Florida	Gainesville, Fla.
2/8	W	7-0	Stetson	Coral Gables, Fla.	2/15	L	10-14	Florida	Gainesville, Fla.
2/9	W	11-4	Stetson	Coral Gables, Fla.	2/17	W	18-3	Lynn	Coral Gables, Fla.
2/15	L	1-2	Florida	Gainesville, Fla.	2/20	W	18-3	Notre Dame	Coral Gables, Fla.
2/16	L	5-12	Florida	Gainesville, Fla.	2/21	W	27-2	Notre Dame	Coral Gables, Fla.
2/17	L	10-11	Stetson	DeLand, Fla.	2/22	W	17-3	Notre Dame	Coral Gables, Fla.
2/21	W	8-7	Florida	Coral Gables, Fla.	2/27	W	5-4	Texas	Coral Gables, Fla.
2/22	W	4-1	Florida	Coral Gables, Fla.	2/28	W	9-5	Texas	Coral Gables, Fla.
2/25	W	8-3	Barry	Coral Gables, Fla.	3/1	L	7-8	Texas	Coral Gables, Fla.
2/28	L	3-4	Texas	Austin, Texas	3/6	W	15-1	Illinois	Coral Gables, Fla.
3/1	L	3-22	Texas	Austin, Texas	3/7	W	6-2	Furman	Coral Gables, Fla.
3/2	L	12-13	Texas	Austin, Texas	3/7	W	12-0	FIU	Coral Gables, Fla.
3/6	W	5-0	FIU	Coral Gables, Fla.	3/8	W	12-7	Illinois	Coral Gables, Fla.
3/7	L	3-4	FIU	Coral Gables, Fla.	3/13	W	9-4	Rutgers	Coral Gables, Fla.
3/8	W	10-3	FIU	Coral Gables, Fla.	3/14	W	10-2	Rutgers	Coral Gables, Fla.
3/9	W	9-0	FIU	Coral Gables, Fla.	3/15	W	18-6	Rutgers	Coral Gables, Fla.
3/12	W	17-3	Illinois State	Coral Gables, Fla.	3/17	W	15-1	Vermont	Coral Gables, Fla.
3/14	W	5-2	Illinois	Coral Gables, Fla.	3/18	W	21-4	Iona	Coral Gables, Fla.
3/15	W	12-1	Illinois	Coral Gables, Fla.	3/20	W	1-0	North Carolina	Coral Gables, Fla.
3/16	W	3-2	Illinois	Coral Gables, Fla.	3/21	W	8-2	North Carolina	Coral Gables, Fla.
3/19	W	6-0	Liberty	Coral Gables, Fla.	3/22	W	4-2	North Carolina	Coral Gables, Fla.
3/21	W	7-2	C.W. Post	Coral Gables, Fla.	3/25	W	8-6	Drexel	Homestead, Fla.
3/22	W	22-3	Toledo	Coral Gables, Fla.	3/27	W	7-0	Harvard	Coral Gables, Fla.
3/24	W	13-2	USF	Tampa, Fla.	3/28	W	13-0	Harvard	Coral Gables, Fla.
3/25	L	2-11	USF	Tampa, Fla.	3/29	W	9-2	Harvard	Coral Gables, Fla.
3/27	W	10-2	Harvard	Coral Gables, Fla.	4/3	W	9-4	Florida State	Tallahassee, Fla.
3/28	W	22-4	Harvard	Coral Gables, Fla.	4/4	W	8-2	Florida State	Tallahassee, Fla.
3/29	L	6-9	Harvard	Coral Gables, Fla.	4/5	W	9-6	Florida State	Tallahassee, Fla.
3/30*	L	1-2	Miami Marlins	Homestead, Fla.	4/10	W	9-3	Bethune-Cookman	Coral Gables, Fla.
4/4	W	10-1	Georgia Tech	Coral Gables, Fla.	4/11	W	13-1	Bethune-Cookman	Coral Gables, Fla.
4/5	W	9-4	Georgia Tech	Coral Gables, Fla.	4/12	W	17-0	Bethune-Cookman	Coral Gables, Fla.
4/6	W	12-0	Georgia Tech	Coral Gables, Fla.	4/15	W	4-2	Florida Atlantic	Coral Gables, Fla.
4/9	W	12-2	St. Thomas	Coral Gables, Fla.	4/17	W	12-8	St. Thomas	Coral Gables, Fla.
4/11	W	9-5	Florida State	Tallahassee, Fla.					
4/12	W	8-5	Florida State	Tallahassee, Fla.					
4/13	L	7-8	Florida State	Tallahassee, Fla.					
4/18	W	6-2	Duke	Coral Gables, Fla.					
4/19	W	9-5	Duke	Coral Gables, Fla.					
4/20	W	17-1	Duke	Coral Gables, Fla.					
4/23	W	12-6	Florida Atlantic	Coral Gables, Fla.					
4/25	W	10-2	Coastal Carolina	Coral Gables, Fla.					
4/27	W	10-2	Coastal Carolina	Coral Gables, Fla.					
4/27	W	7-3	Coastal Carolina	Coral Gables, Fla.					

## 1998

51-12 (.810)

## COLLEGE WORLD SERIES

1/28	W	9-0	Barry	Coral Gables, Fla.
1/30	W	8-5	USF	Coral Gables, Fla.
1/31	W	10-3	USF	Coral Gables, Fla.
2/1	L	2-15	USF	Coral Gables, Fla.
2/7	W	11-8	Florida	Coral Gables, Fla.
2/8	W	17-11	Florida	Coral Gables, Fla.
2/11	W	2-1	FIU	Coral Gables, Fla.
2/14	L	5-19	Florida	Gainesville, Fla.
2/15	L	10-14	Florida	Gainesville, Fla.
2/17	W	18-3	Lynn	Coral Gables, Fla.
2/20	W	18-3	Notre Dame	Coral Gables, Fla.
2/21	W	27-2	Notre Dame	Coral Gables, Fla.
2/22	W	17-3	Notre Dame	Coral Gables, Fla.
2/27	W	5-4	Texas	Coral Gables, Fla.
2/28	W	9-5	Texas	Coral Gables, Fla.
3/1	L	7-8	Texas	Coral Gables, Fla.
3/6	W	15-1	Illinois	Coral Gables, Fla.
3/7	W	6-2	Furman	Coral Gables, Fla.
3/7	W	12-0	FIU	Coral Gables, Fla.
3/8	W	12-7	Illinois	Coral Gables, Fla.
3/13	W	9-4	Rutgers	Coral Gables, Fla.
3/14	W	10-2	Rutgers	Coral Gables, Fla.
3/15	W	18-6	Rutgers	Coral Gables, Fla.
3/17	W	15-1	Vermont	Coral Gables, Fla.
3/18	W	21-4	Iona	Coral Gables, Fla.
3/20	W	1-0	North Carolina	Coral Gables, Fla.
3/21	W	8-2	North Carolina	Coral Gables, Fla.
3/22	W	4-2	North Carolina	Coral Gables, Fla.
3/25	W	8-6	Drexel	Homestead, Fla.
3/27	W	7-0	Harvard	Coral Gables, Fla.
3/28	W	13-0	Harvard	Coral Gables, Fla.
3/29	W	9-2	Harvard	Coral Gables, Fla.
4/3	W	9-4	Florida State	Tallahassee, Fla.
4/4	W	8-2	Florida State	Tallahassee, Fla.
4/5	W	9-6	Florida State	Tallahassee, Fla.
4/10	W	9-3	Bethune-Cookman	Coral Gables, Fla.
4/11	W	13-1	Bethune-Cookman	Coral Gables, Fla.
4/12	W	17-0	Bethune-Cookman	Coral Gables, Fla.
4/15	W	4-2	Florida Atlantic	Coral Gables, Fla.
4/17	W	12-8	St. Thomas	Coral Gables, Fla.





4/18	W	22-7	St. Thomas	Coral Gables, Fla.	4/24	W	9-4	Florida State	Coral Gables, Fla.
4/22	W	23-3	Florida Atlantic	Coral Gables, Fla.	4/25	W	9-8	Florida State	Coral Gables, Fla.
4/24	L	7-22	Georgia Tech	Atlanta, Ga.	4/30	L	6-13	Elon	Coral Gables, Fla.
4/25	W	8-5	Georgia Tech	Atlanta, Ga.	5/1	W	11-0	Elon	Coral Gables, Fla.
4/26	W	9-8	Georgia Tech	Atlanta, Ga.	5/2	W	24-5	Elon	Coral Gables, Fla.
5/1	W	7-1	Florida State	Coral Gables, Fla.	5/4	L	7-12	FIU	Coral Gables, Fla.
5/2	L	5-11	Florida State	Coral Gables, Fla.	5/7	W	2-0	Jacksonville	Coral Gables, Fla.
5/3	L	4-5	Florida State	Coral Gables, Fla.	5/8	W	12-9	Jacksonville	Coral Gables, Fla.
5/8	W	14-8	Jacksonville	Jacksonville, Fla.	5/11	W	5-3	Notre Dame	South Bend, Ind.
5/9	L	8-14	Jacksonville	Jacksonville, Fla.	5/12	L	0-1	Notre Dame	South Bend, Ind.
5/10	W	14-6	Jacksonville	Jacksonville, Fla.	5/14	W	17-1	Winthrop	Coral Gables, Fla.
5/15	W	7-1	Georgia Southern	Coral Gables, Fla.	5/15	W	9-2	Winthrop	Coral Gables, Fla.
5/16	W	13-0	Georgia Southern	Coral Gables, Fla.	5/16	W	8-2	Winthrop	Coral Gables, Fla.
5/17	L	1-2	Georgia Southern	Coral Gables, Fla.	5/20	L	0-12	Long Beach State	Long Beach, Calif.
5/21+	W	21-6	Bowling Green	Coral Gables, Fla.	5/21	W	9-7	Long Beach State	Long Beach, Calif.
5/22+	L	5-6	North Carolina	Coral Gables, Fla.	5/22	W	8-6	Long Beach State	Long Beach, Calif.
5/23+	W	13-0	Texas Tech	Coral Gables, Fla.	5/28+	W	15-9	Bethune-Cookman	Coral Gables, Fla.
5/23+	W	14-2	South Carolina	Coral Gables, Fla.	5/29+	W	6-4	FIU	Coral Gables, Fla.
5/24+	W	7-4	North Carolina	Coral Gables, Fla.	5/30+	W	3-2	Florida Atlantic	Coral Gables, Fla.
5/29#	W	3-1	Long Beach State	Omaha, Neb.	6/4\$	W	10-2	Wake Forest	Coral Gables, Fla.
5/31#	L	2-9	Arizona State	Omaha, Neb.	6/5\$	W	8-1	Wake Forest	Coral Gables, Fla.
6/2#	L	3-6	Long Beach State	Omaha, Neb.	6/11#	W	8-4	Rice	Omaha, Neb.
					6/13#	W	8-1	Alabama	Omaha, Neb.
					6/17#	W	5-2	Alabama	Omaha, Neb.
					6/19#	W	6-5	Florida State	Omaha, Neb.

## 1999

50-13 (.794)

## NATIONAL CHAMPION

1/26	W	8-3	Barry	Coral Gables, Fla.
1/29	W	12-1	Stetson	Coral Gables, Fla.
1/30	W	4-3	Stetson (10)	Coral Gables, Fla.
2/6	L	4-7	Florida	Gainesville, Fla.
2/7	L	12-14	Florida	Gainesville, Fla.
2/10	L	3-4	FIU	Miami, Fla.
2/12	W	7-4	Florida	Coral Gables, Fla.
2/13	W	10-3	Florida	Coral Gables, Fla.
2/17	W	3-1	Florida Atlantic	Coral Gables, Fla.
2/19	W	13-1	James Madison	Coral Gables, Fla.
2/20	W	12-3	James Madison	Coral Gables, Fla.
2/21	W	14-2	James Madison	Coral Gables, Fla.
2/26	W	7-1	Texas	Coral Gables, Fla.
2/27	W	6-4	Texas	Coral Gables, Fla.
2/28	W	14-11	Texas	Coral Gables, Fla.
3/5	L	3-4	Georgia	Coral Gables, Fla.
3/6	L	5-6	East Carolina	Coral Gables, Fla.
3/6	W	23-3	Ohio State	Coral Gables, Fla.
3/7	W	8-1	Georgia	Coral Gables, Fla.
3/12	W	16-1	Princeton	Coral Gables, Fla.
3/13	W	16-1	Princeton	Coral Gables, Fla.
3/14	W	15-6	Princeton	Coral Gables, Fla.
3/16	W	8-5	USF	Tampa, Fla.
3/17	W	9-4	USF	Tampa, Fla.
3/19	W	15-1	Marist	Homestead, Fla.
3/20	L	3-9	Iowa	Homestead, Fla.
3/26	W	12-3	New York Tech	Coral Gables, Fla.
3/27	W	20-0	New York Tech	Coral Gables, Fla.
4/2	W	5-3	Clemson	Charlotte, N.C.
4/3	L	5-7	Clemson	Charlotte, N.C.
4/4	W	14-11	Clemson	Charlotte, N.C.
4/9	W	7-4	NC State	Coral Gables, Fla.
4/10	L	9-13	NC State	Coral Gables, Fla.
4/11	W	7-6	NC State	Coral Gables, Fla.
4/16	L	2-8	Florida State	Tallahassee, Fla.
4/17	W	4-3	Florida State	Tallahassee, Fla.
4/18	W	8-7	Florida State	Tallahassee, Fla.
4/23	W	8-7	Florida State	Coral Gables, Fla.

## 2000

41-19-1 (.672)

## NCAA TOURNAMENT

1/26	W	5-4	Lynn	Coral Gables, Fla.
1/28	W	6-3	Wake Forest	Orlando, Fla.
1/29	L	0-4	Clemson	Orlando, Fla.
1/30	L	0-9	North Carolina	Orlando, Fla.
2/4	W	16-8	Florida	Coral Gables, Fla.
2/5	W	17-1	Florida	Coral Gables, Fla.
2/9	L	2-7	Florida Atlantic	Coral Gables, Fla.
2/12	L	3-4	Florida	Gainesville, Fla.
2/13	L	11-20	Florida	Gainesville, Fla.
2/15	W	5-3	Barry	Coral Gables, Fla.
2/18	W	8-3	USF	Coral Gables, Fla.
2/19	W	6-0	USF	Coral Gables, Fla.
2/20	W	3-2	USF	Coral Gables, Fla.
2/25	W	13-8	Villanova	Coral Gables, Fla.
2/26	W	10-1	Eastern Michigan	Homestead, Fla.
2/27	W	9-1	Eastern Michigan	Homestead, Fla.
3/1	L	6-7	FIU	Coral Gables, Fla.
3/3	W	19-2	C.W. Post	Coral Gables, Fla.
3/4	W	21-6	C.W. Post	Coral Gables, Fla.
3/5	W	33-0	C.W. Post	Coral Gables, Fla.
3/8	L	11-13	Michigan State	Coral Gables, Fla.
3/10	W	6-5	Rutgers	Coral Gables, Fla.
3/11	L	6-11	Rutgers	Coral Gables, Fla.
3/12	W	5-3	Rutgers	Coral Gables, Fla.
3/15	W	6-1	Iona	Coral Gables, Fla.
3/17	W	12-5	Michigan	Coral Gables, Fla.
3/18	W	10-3	Michigan	Coral Gables, Fla.
3/19	T	6-6	Michigan (10)	Coral Gables, Fla.
3/22	W	4-2	Northwestern	Coral Gables, Fla.
3/24	L	5-6	Dartmouth	Coral Gables, Fla.
3/25	W	10-8	Dartmouth	Coral Gables, Fla.
3/26	W	6-1	Dartmouth	Coral Gables, Fla.
3/28	W	5-2	FIU	Homestead, Fla.
3/30	W	6-0	Harvard	Coral Gables, Fla.
4/7	L	13-14	Florida State (17)	Tallahassee, Fla.



4/8	L	2-12	Florida State	Tallahassee, Fla.
4/9	L	4-5	Florida State	Tallahassee, Fla.
4/14	W	7-3	Florida State	Coral Gables, Fla.
4/15	W	7-3	Florida State	Coral Gables, Fla.
4/16	L	3-14	Florida State	Coral Gables, Fla.
4/21	W	12-0	NC State	Durham, N.C.
4/22	W	19-1	NC State	Raleigh, N.C.
4/23	L	4-5	NC State	Raleigh, N.C.
4/28	W	6-3	Long Beach State	Coral Gables, Fla.
4/29	W	12-2	Long Beach State	Coral Gables, Fla.
4/30	L	4-6	Long Beach State	Coral Gables, Fla.
5/6	L	2-10	Georgia Tech	Coral Gables, Fla.
5/7	W	3-2	Georgia Tech	Coral Gables, Fla.
5/8	W	7-5	Georgia Tech	Coral Gables, Fla.
5/12	W	4-2	Jacksonville	Jacksonville, Fla.
5/13	W	14-6	Jacksonville	Jacksonville, Fla.
5/14	L	7-8	Jacksonville	Jacksonville, Fla.
5/19	W	6-1	New York Tech	Coral Gables, Fla.
5/20	W	9-8	New York Tech	Coral Gables, Fla.
5/21	W	17-3	New York Tech	Coral Gables, Fla.
5/26+	W	19-5	Wagner	Coral Gables, Fla.
5/27+	W	11-5	Florida Atlantic	Coral Gables, Fla.
5/28+	W	14-4	FIU	Coral Gables, Fla.
6/2\$	L	2-9	Florida State	Tallahassee, Fla.
6/3\$	W	7-5	Florida State	Tallahassee, Fla.
6/4\$	L	1-6	Florida State	Tallahassee, Fla.

4/6	W	13-4	Savannah State	Coral Gables, Fla.
4/7	W	7-2	Savannah State	Coral Gables, Fla.
4/8	W	16-5	Savannah State	Coral Gables, Fla.
4/13	L	9-10	Florida State	Coral Gables, Fla.
4/14	W	5-4	Florida State	Coral Gables, Fla.
4/15	W	7-1	Florida State	Coral Gables, Fla.
4/20	W	7-5	Florida State	Tallahassee, Fla.
4/21	W	9-6	Florida State	Tallahassee, Fla.
4/22	W	7-4	Florida State	Tallahassee, Fla.
4/27	L	0-5	Virginia	Coral Gables, Fla.
4/28	W	5-1	Virginia	Coral Gables, Fla.
4/29	W	12-6	Virginia	Coral Gables, Fla.
5/4	L	2-3	Jacksonville	Coral Gables, Fla.
5/5	W	13-3	Jacksonville	Coral Gables, Fla.
5/6	W	6-2	Jacksonville	Coral Gables, Fla.
5/11	W	12-4	Florida Southern	Coral Gables, Fla.
5/12	W	16-3	Florida Southern	Coral Gables, Fla.
5/13	W	5-4	Florida Southern	Coral Gables, Fla.
5/18	W	17-5	New York Tech	Coral Gables, Fla.
5/19	W	14-7	New York Tech	Coral Gables, Fla.
5/20	W	11-1	New York Tech	Coral Gables, Fla.
5/25+	W	14-6	Bucknell	Coral Gables, Fla.
5/26+	W	6-2	Florida	Coral Gables, Fla.
5/27+	W	16-8	Stetson	Coral Gables, Fla.
6/1\$	W	10-8	Clemson	Coral Gables, Fla.
6/2\$	W	14-6	Clemson	Coral Gables, Fla.
6/9#	W	21-13	Tennessee	Omaha, Neb.
6/11#	W	4-3	USC	Omaha, Neb.
6/14#	W	12-6	Tennessee	Omaha, Neb.
6/16#	W	12-1	Stanford	Omaha, Neb.

2001

53-12 (.815)

NATIONAL CHAMPION

1/25	W	9-3	Florida Atlantic	Coral Gables, Fla.
1/26	L	10-11	Florida Atlantic	Boca Raton, Fla.
1/27	W	4-2	Florida Atlantic	Coral Gables, Fla.
2/3	W	14-5	Florida	Gainesville, Fla.
2/7	W	4-3	FIU	Miami, Fla.
2/9	W	10-4	Florida	Coral Gables, Fla.
2/10	W	8-7	Florida	Coral Gables, Fla.
2/11	L	3-9	Oklahoma State	Coral Gables, Fla.
2/16	W	4-2	Elon	Coral Gables, Fla.
2/17	W	10-9	Elon (12)	Coral Gables, Fla.
2/18	W	7-4	Elon	Coral Gables, Fla.
2/21	L	10-17	FIU	Coral Gables, Fla.
2/23	W	10-2	FIU	Homestead, Fla.
2/24	W	2-0	FIU	Homestead, Fla.
2/25	W	14-0	Albany	Coral Gables, Fla.
3/2	W	8-6	San Diego State	Minneapolis, Minn.
3/3	W	10-1	Minnesota	Minneapolis, Minn.
3/4	W	8-2	Arkansas	Minneapolis, Minn.
3/7	W	6-2	Pittsburgh	Coral Gables, Fla.
3/9	L	4-6	Rutgers (11)	Coral Gables, Fla.
3/10	W	13-2	Rutgers	Coral Gables, Fla.
3/11	L	6-9	Rutgers	Coral Gables, Fla.
3/13	W	8-2	USF	Tampa, Fla.
3/14	W	13-9	USF	Tampa, Fla.
3/16	W	14-13	East Carolina	Coral Gables, Fla.
3/17	L	2-7	East Carolina	Coral Gables, Fla.
3/18	W	8-4	East Carolina (8)	Coral Gables, Fla.
3/21	W	2-1	Cornell (10)	Coral Gables, Fla.
3/23	W	5-3	Northeastern	Coral Gables, Fla.
3/24	W	5-2	Northeastern	Coral Gables, Fla.
3/25	W	5-3	Northeastern	Coral Gables, Fla.
3/30	L	2-8	Cal State Fullerton	Coral Gables, Fla.
3/31	L	5-8	Cal State Fullerton	Coral Gables, Fla.
4/1	L	2-9	Cal State Fullerton	Coral Gables, Fla.

2002

34-29 (.540)

NCAA TOURNAMENT

2/1	W	5-4	Tennessee	Coral Gables, Fla.
2/2	L	4-7	Tennessee	Coral Gables, Fla.
2/3	W	9-4	Tennessee	Coral Gables, Fla.
2/6	L	1-7	FIU	Miami, Fla.
2/8	L	9-12	Florida	Coral Gables, Fla.
2/10	L	2-6	Florida	Coral Gables, Fla.
2/15	W	10-4	Minnesota	Coral Gables, Fla.
2/16	W	21-17	Minnesota	Coral Gables, Fla.
2/17	W	7-6	Minnesota	Coral Gables, Fla.
2/22	W	6-2	FIU	Homestead, Fla.
2/23	W	11-4	Kansas State	Homestead, Fla.
2/24	W	10-2	Lipscomb	Coral Gables, Fla.
3/1	L	10-11	USC	Fullerton, Calif.
3/2	W	5-3	Cal State Fullerton	Fullerton, Calif.
3/3	L	6-8	Houston	Fullerton, Calif.
3/8	L	6-7	USF	Coral Gables, Fla.
3/9	L	7-13	USF	Coral Gables, Fla.
3/10	W	8-5	USF	Coral Gables, Fla.
3/13	L	4-12	Ball State	Coral Gables, Fla.
3/15	L	3-4	Rutgers	Coral Gables, Fla.
3/16	W	8-3	Rutgers	Coral Gables, Fla.
3/17	L	5-9	Rutgers	Coral Gables, Fla.
3/20	L	10-13	Wisconsin-Milwaukee	Coral Gables, Fla.
3/23	W	8-7	UCLA	Coral Gables, Fla.
3/24	W	8-2	UCLA	Coral Gables, Fla.
3/25	W	5-1	UCLA	Coral Gables, Fla.
3/26	W	5-3	Northwestern	Coral Gables, Fla.
3/29	L	2-3	Elon	Coral Gables, Fla.
3/30	L	8-11	Elon	Coral Gables, Fla.
3/31	W	5-4	Elon	Coral Gables, Fla.



4/5	L	3-13	Florida State	Tallahassee, Fla.	4/2	L	3-5	Florida Atlantic	Coral Gables, Fla.
4/6	W	5-2	Florida State	Tallahassee, Fla.	4/4	W	8-5	Oral Roberts	Coral Gables, Fla.
4/7	L	7-9	Florida State	Tallahassee, Fla.	4/5	L	1-10	Oral Roberts	Coral Gables, Fla.
4/12	L	4-6	Florida State	Coral Gables, Fla.	4/6	W	11-8	Oral Roberts	Coral Gables, Fla.
4/13	L	3-9	Florida State	Coral Gables, Fla.	4/11	W	6-1	Virginia	Charlottesville, Va.
4/14	L	11-17	Florida State	Coral Gables, Fla.	4/12	W	10-4	Virginia	Charlottesville, Va.
4/19	W	9-6	Long Beach State	Coral Gables, Fla.	4/13	L	2-17	Virginia	Charlottesville, Va.
4/20	W	10-6	Long Beach State	Coral Gables, Fla.	4/16	W	6-4	FIU	Miami, Fla.
4/21	L	1-10	Long Beach State	Coral Gables, Fla.	4/18	L	2-4	Florida State	Coral Gables, Fla.
4/24	W	6-5	Florida Atlantic	Coral Gables, Fla.	4/19	L	4-6	Florida State	Coral Gables, Fla.
4/26	L	4-5	North Carolina	Chapel Hill, N.C.	4/20	T	7-7	Florida State	Coral Gables, Fla.
4/27	W	4-3	North Carolina	Chapel Hill, N.C.	4/25	L	0-1	Florida State	Tallahassee, Fla.
4/28	L	4-5	North Carolina	Chapel Hill, N.C.	4/26	W	14-3	Florida State	Tallahassee, Fla.
5/2	L	7-9	FIU	Coral Gables, Fla.	4/27	L	0-12	Florida State	Tallahassee, Fla.
5/3	W	12-4	Bethune-Cookman	Coral Gables, Fla.	5/2	W	27-1	Pace	Coral Gables, Fla.
5/4	L	1-3	Bethune-Cookman	Coral Gables, Fla.	5/3	W	23-1	Pace	Coral Gables, Fla.
5/5	W	14-2	Bethune-Cookman	Coral Gables, Fla.	5/4	W	20-2	Pace	Coral Gables, Fla.
5/10	L	6-7	Georgia Tech	Atlanta, Ga.	5/9	W	12-2	Jacksonville	Jacksonville, Fla.
5/11	W	10-2	Georgia Tech	Atlanta, Ga.	5/10	L	8-11	Jacksonville	Jacksonville, Fla.
5/12	L	8-16	Georgia Tech	Atlanta, Ga.	5/11	L	4-5	Jacksonville	Jacksonville, Fla.
5/17	L	9-11	Jacksonville	Coral Gables, Fla.	5/16	W	12-7	Savannah State	Coral Gables, Fla.
5/18	W	8-4	Jacksonville	Coral Gables, Fla.	5/17	W	11-2	Savannah State	Coral Gables, Fla.
5/19	W	10-6	Jacksonville	Coral Gables, Fla.	5/18	W	11-3	Savannah State	Coral Gables, Fla.
5/24	W	16-1	New York Tech	Coral Gables, Fla.	5/19	W	6-4	Savannah State	Coral Gables, Fla.
5/25	W	4-2	New York Tech	Coral Gables, Fla.	5/22	W	6-4	Long Beach State	Long Beach, Calif.
5/26	W	11-5	New York Tech	Coral Gables, Fla.	5/23	W	3-2	Long Beach State	Long Beach, Calif.
5/31+	W	9-1	FIU	Gainesville, Fla.	5/24	L	3-7	Long Beach State	Long Beach, Calif.
6/1+	W	7-2	Florida	Gainesville, Fla.	5/30+	W	10-5	Bethune-Cookman	Coral Gables, Fla.
6/2+	L	10-11	Florida (10)	Gainesville, Fla.	5/31+	W	1-0	Florida Atlantic	Coral Gables, Fla.
6/2+	W	8-7	Florida	Gainesville, Fla.	6/1+	L	5-15	Florida	Coral Gables, Fla.
6/7\$	L	7-10	South Carolina	Columbia, S.C.	6/1+	W	13-10	Florida	Coral Gables, Fla.
6/8\$	W	5-2	South Carolina	Columbia, S.C.	6/7\$	W	10-9	NC State	Coral Gables, Fla.
6/9\$	L	4-6	South Carolina	Columbia, S.C.	6/8\$	W	11-5	NC State (11)	Coral Gables, Fla.
					6/14#	L	2-13	Texas	Omaha, Neb.
					6/16#	W	7-5	Missouri State	Omaha, Neb.
					6/17#	L	1-5	Texas	Omaha, Neb.

## 2003

45-17-1 (.714)

## COLLEGE WORLD SERIES

2/5	W	12-7	FIU	Coral Gables, Fla.
2/6	W	13-2	Campbell	Coral Gables, Fla.
2/7	W	10-3	Campbell	Coral Gables, Fla.
2/8	L	9-12	Campbell	Coral Gables, Fla.
2/14	W	9-2	Florida	Gainesville, Fla.
2/15	L	3-5	Florida	Gainesville, Fla.
2/21	W	6-3	San Diego State	Coral Gables, Fla.
2/22	W	4-1	San Diego State	Coral Gables, Fla.
2/23	W	6-3	San Diego State	Coral Gables, Fla.
2/28	L	7-8	The Citadel	Coral Gables, Fla.
3/1	W	6-1	The Citadel	Coral Gables, Fla.
3/2	W	14-6	The Citadel	Coral Gables, Fla.
3/7	W	5-2	Tennessee	Knoxville, Tenn.
3/8	W	8-4	Tennessee	Knoxville, Tenn.
3/9	W	10-4	Tennessee	Knoxville, Tenn.
3/11	W	3-2	USF	Coral Gables, Fla.
3/12	W	6-4	USF	Coral Gables, Fla.
3/14	W	15-5	Rutgers	Coral Gables, Fla.
3/16	L	7-8	Rutgers	Coral Gables, Fla.
3/18	W	16-2	St. Peter's	Coral Gables, Fla.
3/19	W	9-8	Stony Brook	Coral Gables, Fla.
3/21	W	18-8	Boston College	Coral Gables, Fla.
3/22	W	17-5	Boston College	Coral Gables, Fla.
3/26	W	10-9	Harvard	Homestead, Fla.
3/28	W	7-6	Georgia Tech	Coral Gables, Fla.
3/29	W	13-8	Georgia Tech	Coral Gables, Fla.
3/30	W	17-16	Georgia Tech	Coral Gables, Fla.

## 2004

50-13 (.794)

## COLLEGE WORLD SERIES

2/13	L	0-3	Florida	Coral Gables, Fla.
2/14	W	4-1	Florida	Coral Gables, Fla.
2/15	W	19-5	Florida	Coral Gables, Fla.
2/20	W	8-7	Tennessee	Coral Gables, Fla.
2/21	L	11-14	Tennessee	Coral Gables, Fla.
2/22	W	14-3	Tennessee	Coral Gables, Fla.
2/26	L	7-11	FIU	Miami, Fla.
2/27	W	9-7	FIU	Homestead, Fla.
2/28	W	17-0	La Salle	Homestead, Fla.
2/29	W	9-2	Minnesota	Coral Gables, Fla.
3/4	W	9-3	Maine	Coral Gables, Fla.
3/5	W	6-3	Elon	Coral Gables, Fla.
3/6	W	24-0	Elon	Coral Gables, Fla.
3/7	W	6-5	Elon	Coral Gables, Fla.
3/10	W	10-8	Campbell	Coral Gables, Fla.
3/12	W	12-2	Rutgers	Coral Gables, Fla.
3/13	W	10-5	Rutgers	Coral Gables, Fla.
3/14	W	6-5	Rutgers	Coral Gables, Fla.
3/16	L	2-7	USF	Tampa, Fla.
3/17	W	17-3	USF	Tampa, Fla.
3/19	W	6-3	Illinois-Chicago	Coral Gables, Fla.
3/20	W	6-4	Illinois-Chicago	Coral Gables, Fla.
3/21	W	13-1	Illinois-Chicago	Coral Gables, Fla.
3/24	L	4-5	FIU	Coral Gables, Fla.



3/27	W	6-1	Penn State	Coral Gables, Fla.	3/16	W	13-2	Rutgers	Coral Gables, Fla.
3/27	W	1-0	Penn State	Coral Gables, Fla.	3/18	W	11-2	Wake Forest	Winston-Salem, N.C.
3/28	W	11-3	Penn State	Coral Gables, Fla.	3/19	L	6-13	Wake Forest	Winston-Salem, N.C.
4/2	L	4-17	Georgia Tech	Atlanta, Ga.	3/20	W	12-4	Wake Forest	Winston-Salem, N.C.
4/3	W	9-7	Georgia Tech	Atlanta, Ga.	3/23	W	11-3	FIU	Miami, Fla.
4/4	W	16-13	Georgia Tech	Atlanta, Ga.	3/25	W	20-1	Georgia Tech	Coral Gables, Fla.
4/9	L	5-6	Florida State	Coral Gables, Fla.	3/26	L	6-17	Georgia Tech	Coral Gables, Fla.
4/10	W	17-11	Florida State	Coral Gables, Fla.	3/27	L	10-11	Georgia Tech	Coral Gables, Fla.
4/11	W	4-0	Florida State	Coral Gables, Fla.	3/31	W	1-0	Oral Roberts	Coral Gables, Fla.
4/16	W	10-0	Florida State	Coral Gables, Fla.	4/1	W	17-6	Oral Roberts	Coral Gables, Fla.
4/17	W	7-3	Florida State	Coral Gables, Fla.	4/2	L	3-4	Oral Roberts (12)	Coral Gables, Fla.
4/18	L	3-10	Florida State	Coral Gables, Fla.	4/3	L	8-12	Oral Roberts	Coral Gables, Fla.
4/23	W	8-0	Virginia	Coral Gables, Fla.	4/8	W	7-3	Virginia Tech	Blacksburg, Va.
4/24	W	22-3	Virginia	Coral Gables, Fla.	4/9	W	20-5	Virginia Tech	Salem, Va.
4/25	L	3-4	Virginia	Coral Gables, Fla.	4/10	W	9-5	Virginia Tech	Salem, Va.
4/30	W	6-1	Coastal Carolina	Coral Gables, Fla.	4/15	W	17-7	North Carolina	Chapel Hill, N.C.
5/1	W	5-1	Coastal Carolina	Coral Gables, Fla.	4/16	W	18-9	North Carolina	Chapel Hill, N.C.
5/2	W	13-11	Coastal Carolina	Coral Gables, Fla.	4/17	T	7-7	North Carolina	Chapel Hill, N.C.
5/7	W	6-4	Jacksonville	Coral Gables, Fla.	4/22	W	5-3	Florida State	Coral Gables, Fla.
5/8	W	12-4	Jacksonville	Coral Gables, Fla.	4/23	W	5-2	Florida State	Coral Gables, Fla.
5/9	W	7-4	Jacksonville	Coral Gables, Fla.	4/24	L	1-13	Florida State	Coral Gables, Fla.
5/14	L	1-4	North Carolina	Coral Gables, Fla.	4/29	W	4-3	Maryland	Coral Gables, Fla.
5/15	W	4-3	North Carolina	Coral Gables, Fla.	4/30	W	12-8	Maryland	Coral Gables, Fla.
5/16	L	0-2	North Carolina	Coral Gables, Fla.	5/1	L	9-11	Maryland	Coral Gables, Fla.
5/19	W	13-3	Florida Atlantic	Coral Gables, Fla.	5/6	W	4-2	Jacksonville	Coral Gables, Fla.
5/20	W	9-1	Ball State	Coral Gables, Fla.	5/7	W	15-2	Jacksonville	Coral Gables, Fla.
5/21	W	4-2	Ball State	Coral Gables, Fla.	5/8	W	6-5	Jacksonville (10)	Coral Gables, Fla.
5/22	W	7-3	Ball State	Coral Gables, Fla.	5/13	W	7-6	Virginia	Charlottesville, Va.
5/27	W	8-5	Long Beach State	Coral Gables, Fla.	5/14	W	1-0	Virginia	Charlottesville, Va.
5/28	W	7-3	Long Beach State	Coral Gables, Fla.	5/15	L	3-4	Virginia	Charlottesville, Va.
5/29	W	7-6	Long Beach State	Coral Gables, Fla.	5/19	L	5-15	Clemson	Clemson, S.C.
6/4+	W	6-3	St. Bonaventure	Coral Gables, Fla.	5/20	L	2-9	Clemson	Clemson, S.C.
6/5+	W	19-5	NC State	Coral Gables, Fla.	5/21	L	2-6	Clemson	Clemson, S.C.
6/6+	W	19-6	Florida Atlantic	Coral Gables, Fla.	5/25%	L	1-2	NC State	Jacksonville, Fla.
6/12\$	W	8-7	Florida	Coral Gables, Fla.	5/26%	L	1-9	Clemson	Jacksonville, Fla.
6/13\$	W	3-1	Florida	Coral Gables, Fla.	6/3+	W	6-2	VCU	Coral Gables, Fla.
6/19#	W	9-5	LSU	Omaha, Neb.	6/4+	W	4-1	Mississippi State	Coral Gables, Fla.
6/21#	L	3-6	Cal State Fullerton	Omaha, Neb.	6/5+	W	10-4	Mississippi State	Coral Gables, Fla.
6/22#	L	11-15	South Carolina	Omaha, Neb.	6/10\$	L	1-3	Nebraska	Lincoln, Neb.
					6/11\$	L	3-6	Nebraska	Lincoln, Neb.

## 2005

41-19-1 (.672)

## NCAA TOURNAMENT

2/1	W	7-0	FIU	Coral Gables, Fla.
2/4	W	12-5	High Point	Coral Gables, Fla.
2/5	W	7-6	High Point (11)	Coral Gables, Fla.
2/6	W	10-1	High Point	Coral Gables, Fla.
2/11	W	11-9	USF	Coral Gables, Fla.
2/12	W	7-5	USF	Coral Gables, Fla.
2/13	W	9-4	USF	Coral Gables, Fla.
2/18	W	9-7	Florida	Gainesville, Fla.
2/19	L	1-2	Florida (11)	Gainesville, Fla.
2/20	L	11-14	Florida	Gainesville, Fla.
2/25	W	12-1	George Washington	Coral Gables, Fla.
2/26	L	4-5	George Washington	Coral Gables, Fla.
2/27	W	16-3	George Washington	Coral Gables, Fla.
3/2	W	5-1	Northeastern	Coral Gables, Fla.
3/4	W	6-1	NC State	Coral Gables, Fla.
3/5	L	5-11	NC State	Coral Gables, Fla.
3/6	W	13-7	NC State	Coral Gables, Fla.
3/8	W	3-0	Pittsburgh	Coral Gables, Fla.
3/11	W	14-3	Duke	Coral Gables, Fla.
3/12	W	12-1	Duke	Coral Gables, Fla.
3/13	W	6-1	Duke	Coral Gables, Fla.

## 2006

42-24 (.636)

## COLLEGE WORLD SERIES

1/28	W	17-3	FIU	Coral Gables, Fla.
1/29	W	5-0	FIU	Miami, Fla.
2/3	W	16-4	Winthrop	Coral Gables, Fla.
2/5	L	3-8	Winthrop	Coral Gables, Fla.
2/5	L	3-4	Winthrop	Coral Gables, Fla.
2/10	W	3-1	UCLA	Los Angeles, Calif.
2/11	L	4-7	UCLA	Los Angeles, Calif.
2/12	W	5-2	UCLA	Los Angeles, Calif.
2/15	W	13-4	Louisville	Coral Gables, Fla.
2/17	L	1-2	Florida	Coral Gables, Fla.
2/18	L	1-4	Florida	Coral Gables, Fla.
2/19	L	10-11	Florida	Coral Gables, Fla.
2/25	W	4-3	Bethune-Cookman	Coral Gables, Fla.
2/25	W	9-1	Bethune-Cookman	Coral Gables, Fla.
2/26	W	9-1	Bethune-Cookman	Coral Gables, Fla.
3/3	W	4-0	Indiana	Coral Gables, Fla.
3/4	W	7-2	Indiana	Coral Gables, Fla.
3/5	W	6-4	Indiana	Coral Gables, Fla.
3/8	W	9-4	Michigan State	Coral Gables, Fla.
3/10	W	14-3	Virginia Tech	Coral Gables, Fla.



3/11	W	12-3	Virginia Tech	Coral Gables, Fla.	3/6	L	2-5	St. Bonaventure	Coral Gables, Fla.
3/12	W	10-4	Virginia Tech	Coral Gables, Fla.	3/7	W	7-2	La Salle	Coral Gables, Fla.
3/14	W	6-0	Fordham	Coral Gables, Fla.	3/9	L	5-7	North Carolina	Chapel Hill, N.C.
3/15	W	12-2	Manhattan	Coral Gables, Fla.	3/10	L	1-3	North Carolina	Chapel Hill, N.C.
3/17	W	3-0	Duke	Durham, N.C.	3/11	L	7-11	North Carolina	Chapel Hill, N.C.
3/18	W	4-3	Duke	Durham, N.C.	3/13	W	4-2	Maine	Coral Gables, Fla.
3/19	W	7-1	Duke	Durham, N.C.	3/14	W	4-1	Rutgers	Coral Gables, Fla.
3/24	W	10-2	Maryland	College Park, Md.	3/16	W	13-3	Maryland	Coral Gables, Fla.
3/25	L	4-5	Maryland	College Park, Md.	3/17	W	4-3	Maryland	Coral Gables, Fla.
3/26	W	3-1	Maryland	College Park, Md.	3/18	L	4-5	Maryland	Coral Gables, Fla.
3/31	L	6-8	Clemson	Coral Gables, Fla.	3/23	L	1-4	Virginia	Charlottesville, Va.
4/1	L	2-6	Clemson	Coral Gables, Fla.	3/24	L	0-3	Virginia	Charlottesville, Va.
4/2	L	1-14	Clemson	Coral Gables, Fla.	3/25	W	4-2	Virginia	Charlottesville, Va.
4/7	L	7-8	North Carolina	Coral Gables, Fla.	3/30	W	10-3	Clemson	Clemson, S.C.
4/8	W	9-7	North Carolina	Coral Gables, Fla.	3/31	L	1-4	Clemson	Clemson, S.C.
4/9	L	6-9	North Carolina	Coral Gables, Fla.	4/1	W	7-6	Clemson	Clemson, S.C.
4/14	W	7-3	Florida State	Tallahassee, Fla.	4/4	W	10-9	Florida Int'l (10)	Coral Gables, Fla.
4/15	L	1-16	Florida State	Tallahassee, Fla.	4/6	L	2-9	Georgia Tech	Coral Gables, Fla.
4/16	W	7-5	Florida State	Tallahassee, Fla.	4/7	W	5-2	Georgia Tech (11)	Coral Gables, Fla.
4/21	L	2-8	Virginia	Coral Gables, Fla.	4/8	W	8-7	Georgia Tech	Coral Gables, Fla.
4/22	L	7-15	Virginia	Coral Gables, Fla.	4/11	W	11-7	FIU	Miami, Fla.
4/23	W	9-8	Virginia (10)	Coral Gables, Fla.	4/13	L	3-5	NC State (13)	Coral Gables, Fla.
4/28	L	2-9	NC State	Raleigh, N.C.	4/14	W	5-1	NC State	Coral Gables, Fla.
4/29	W	9-6	NC State	Raleigh, N.C.	4/15	L	9-19	NC State	Coral Gables, Fla.
4/30	W	12-10	NC State	Raleigh, N.C.	4/18	L	2-3	North Florida	Coral Gables, Fla.
5/5	W	5-2	Wright State	Coral Gables, Fla.	4/20	W	11-9	Virginia Tech	Blacksburg, Va.
5/6	W	14-1	Wright State	Coral Gables, Fla.	4/21	W	4-3	Virginia Tech	Blacksburg, Va.
5/7	W	15-1	Wright State	Coral Gables, Fla.	4/22	W	9-5	Virginia Tech	Blacksburg, Va.
5/12	W	13-1	Wake Forest	Coral Gables, Fla.	4/25	W	7-3	Stetson	Coral Gables, Fla.
5/13	W	11-10	Wake Forest (10)	Coral Gables, Fla.	4/27	L	6-7	Florida State	Coral Gables, Fla.
5/14	L	5-8	Wake Forest	Coral Gables, Fla.	4/28	L	8-13	Florida State	Coral Gables, Fla.
5/18	W	8-7	Georgia Tech	Atlanta, Ga.	4/29	W	7-1	Florida State	Coral Gables, Fla.
5/19	L	5-14	Georgia Tech	Atlanta, Ga.	5/4	W	3-2	Wright State	Coral Gables, Fla.
5/20	L	7-12	Georgia Tech	Atlanta, Ga.	5/5	W	11-2	Wright State	Coral Gables, Fla.
5/24%	L	1-2	Georgia Tech	Jacksonville, Fla.	5/6	W	13-5	Wright State	Coral Gables, Fla.
5/25%	W	4-1	Wake Forest	Jacksonville, Fla.	5/11	W	9-8	Wake Forest (14)	Winston-Salem, N.C.
5/26%	L	4-7	Georgia Tech	Jacksonville, Fla.	5/12	L	10-12	Wake Forest	Winston-Salem, N.C.
6/2+	W	11-2	San Francisco	Lincoln, Neb.	5/13	W	2-1	Wake Forest	Winston-Salem, N.C.
6/3+	W	8-2	Manhattan	Lincoln, Neb.	5/17	W	2-1	Duke	Coral Gables, Fla.
6/4+	W	10-4	Manhattan	Lincoln, Neb.	5/18	W	5-1	Duke	Coral Gables, Fla.
6/10\$	L	9-11	Mississippi	Oxford, Miss.	5/19	W	14-5	Duke	Coral Gables, Fla.
6/11\$	W	7-0	Mississippi	Oxford, Miss.	5/23%	L	4-5	Clemson (13)	Jacksonville, Fla.
6/12\$	W	14-9	Mississippi	Oxford, Miss.	5/25%	W	9-3	Florida State	Jacksonville, Fla.
6/17#	W	11-1	Oregon State	Omaha, Neb.	5/26%	L	3-7	Wake Forest	Jacksonville, Fla.
6/19#	L	2-3	Rice	Omaha, Neb.	6/1+	L	7-13	Louisville	Columbia, Mo.
6/20#	L	1-8	Oregon State	Omaha, Neb.	6/2+	W	8-7	Kent State	Columbia, Mo.
					6/3+	L	7-8	Louisville	Columbia, Mo.

## 2007

37-24 (.607)

## NCAA TOURNAMENT

2/2	L	5-6	Mercer	Coral Gables, Fla.
2/3	L	5-8	Mercer	Coral Gables, Fla.
2/9	W	1-0	UCLA	Coral Gables, Fla.
2/10	W	9-8	UCLA	Coral Gables, Fla.
2/11	W	7-3	UCLA	Coral Gables, Fla.
2/16	L	2-7	Florida	Gainesville, Fla.
2/17	L	5-7	Florida	Gainesville, Fla.
2/18	W	10-7	Florida	Gainesville, Fla.
2/23	L	10-7	Elon	Coral Gables, Fla.
2/24	W	17-4	Elon	Coral Gables, Fla.
2/25	W	6-3	Elon	Coral Gables, Fla.
3/2	W	14-8	Fordham	Coral Gables, Fla.
3/3	W	8-1	Fordham	Coral Gables, Fla.
3/4	W	10-9	Fordham (10)	Coral Gables, Fla.

## 2008

53-11 (.828)

## COLLEGE WORLD SERIES

2/22	W	3-1	Cincinnati	Coral Gables, Fla.
2/23	W	6-4	Cincinnati	Coral Gables, Fla.
2/24	W	8-0	Cincinnati	Coral Gables, Fla.
2/26*	L	2-7	Miami Marlins	Jupiter, Fla.
2/29	W	8-4	Florida	Coral Gables, Fla.
3/1	W	8-5	Florida	Coral Gables, Fla.
3/2	L	2-6	Florida	Coral Gables, Fla.
3/4	W	9-2	Lehigh	Coral Gables, Fla.
3/7	W	10-7	Boston College	Coral Gables, Fla.
3/8	W	8-3	Boston College	Coral Gables, Fla.
3/9	W	7-1	Boston College	Coral Gables, Fla.
3/11	W	10-0	Penn State	Coral Gables, Fla.
3/12	W	7-4	Maine	Coral Gables, Fla.





3/14	W	12-5	NC State	Raleigh, N.C.	3/4	W	14-3	Mount St. Mary's	Coral Gables, Fla.
3/15	W	2-1	NC State	Raleigh, N.C.	3/6	W	7-6	NC State (12)	Coral Gables, Fla.
3/16	L	10-11	NC State	Raleigh, N.C.	3/7	W	4-0	NC State	Coral Gables, Fla.
3/18	W	20-9	Cornell	Coral Gables, Fla.	3/8	W	9-7	NC State	Coral Gables, Fla.
3/19	W	13-1	NJIT	Coral Gables, Fla.	3/10	W	11-6	St. Joseph's	Coral Gables, Fla.
3/21	W	17-4	Wake Forest	Coral Gables, Fla.	3/11	W	11-6	Pittsburgh	Coral Gables, Fla.
3/23	W	23-2	Wake Forest	Coral Gables, Fla.	3/13	W	5-4	Duke	Coral Gables, Fla.
3/25	W	10-5	Bethune-Cookman	Coral Gables, Fla.	3/14	L	0-2	Duke	Coral Gables, Fla.
3/26	W	7-6	Bethune-Cookman	Coral Gables, Fla.	3/15	W	7-6	Duke	Coral Gables, Fla.
3/28	W	7-5	Duke (10)	Durham, N.C.	3/17	W	8-0	St. Thomas	Coral Gables, Fla.
3/29	W	8-1	Duke	Durham, N.C.	3/18	W	11-1	UMBC	Coral Gables, Fla.
4/1	W	16-7	Florida Atlantic	Coral Gables, Fla.	3/20	L	4-9	Virginia	Charlottesville, Va.
4/2	W	13-2	FIU	Miami, Fla.	3/21	W	4-3	Virginia	Charlottesville, Va.
4/4	W	6-4	Clemson	Coral Gables, Fla.	3/22	W	7-5	Virginia (8)	Charlottesville, Va.
4/5	W	15-5	Clemson	Coral Gables, Fla.	3/24	L	1-7	Ohio State	Coral Gables, Fla.
4/6	W	7-6	Clemson	Coral Gables, Fla.	3/25	W	13-6	Florida Atlantic	Boca Raton, Fla.
4/8	W	4-2	Florida Gulf Coast (11)	Coral Gables, Fla.	3/27	L	9-13	Georgia Tech	Coral Gables, Fla.
4/9	L	3-6	Florida Atlantic	Coral Gables, Fla.	3/28	L	4-6	Georgia Tech	Coral Gables, Fla.
4/12	W	10-5	Georgia Tech	Atlanta, Ga.	3/29	W	6-2	Georgia Tech	Coral Gables, Fla.
4/12	W	15-5	Georgia Tech	Atlanta, Ga.	4/1	W	15-10	Barry	Coral Gables, Fla.
4/13	W	9-3	Georgia Tech	Atlanta, Ga.	4/3	L	4-14	Florida State	Coral Gables, Fla.
4/16	W	12-10	Florida Atlantic	Boca Raton, Fla.	4/4	W	6-4	Florida State	Coral Gables, Fla.
4/18	W	11-4	Florida State	Tallahassee, Fla.	4/5	W	14-8	Florida State	Coral Gables, Fla.
4/19	L	5-9	Florida State	Tallahassee, Fla.	4/7	W	8-7	Florida Atlantic	Coral Gables, Fla.
4/20	W	11-10	Florida State	Tallahassee, Fla.	4/11	W	12-9	Clemson	Clemson, S.C.
4/23	L	3-6	FIU	Coral Gables, Fla.	4/11	L	1-8	Clemson	Clemson, S.C.
4/25	W	1-0	Virginia	Coral Gables, Fla.	4/12	L	6-9	Clemson	Clemson, S.C.
4/26	W	4-3	Virginia (10)	Coral Gables, Fla.	4/14	W	3-1	Florida Atlantic	Coral Gables, Fla.
4/27	W	10-0	Virginia	Coral Gables, Fla.	4/17	L	0-3	North Carolina	Chapel Hill, N.C.
5/2	W	10-6	St. Mary's	Coral Gables, Fla.	4/18	L	4-5	North Carolina (10)	Chapel Hill, N.C.
5/3	W	5-0	St. Mary's	Coral Gables, Fla.	4/19	L	1-4	North Carolina	Chapel Hill, N.C.
5/4	W	15-3	St. Mary's	Coral Gables, Fla.	4/22	W	13-7	Florida Gulf Coast	Coral Gables, Fla.
5/9	W	12-4	Virginia Tech	Blacksburg, Va.	4/24	W	4-1	Virginia Tech	Coral Gables, Fla.
5/10	L	6-7	Virginia Tech	Blacksburg, Va.	4/25	L	4-7	Virginia Tech	Coral Gables, Fla.
5/10	W	9-2	Virginia Tech	Blacksburg, Va.	4/26	W	11-3	Virginia Tech	Coral Gables, Fla.
5/13	W	5-2	North Florida	Coral Gables, Fla.	4/28	L	1-10	North Florida	Coral Gables, Fla.
5/15	W	12-2	North Carolina	Coral Gables, Fla.	5/1	W	5-1	Boston College	Chestnut Hill, Mass.
5/16	L	6-10	North Carolina	Coral Gables, Fla.	5/2	W	7-5	Boston College	Brockton, Mass.
5/17	L	11-12	North Carolina	Coral Gables, Fla.	5/3	L	3-13	Boston College	Chestnut Hill, Mass.
5/21%	W	7-1	Clemson	Jacksonville, Fla.	5/8	L	0-1	Bethune-Cookman	Coral Gables, Fla.
5/22%	W	15-12	Georgia Tech	Jacksonville, Fla.	5/9	W	14-4	Bethune-Cookman	Coral Gables, Fla.
5/24%	W	5-2	NC State	Jacksonville, Fla.	5/10	L	2-5	Bethune-Cookman	Coral Gables, Fla.
5/25%	W	8-4	Virginia	Jacksonville, Fla.	5/14	W	23-5	Wake Forest	Winston-Salem, N.C.
5/30+	W	7-4	Bethune-Cookman	Coral Gables, Fla.	5/16	W	19-6	Wake Forest	Winston-Salem, N.C.
5/31+	W	6-5	Missouri	Coral Gables, Fla.	5/16	W	4-2	Wake Forest	Winston-Salem, N.C.
6/1+	W	11-2	Mississippi	Coral Gables, Fla.	5/20%	W	8-6	Georgia Tech	Durham, N.C.
6/6\$	L	3-6	Arizona	Coral Gables, Fla.	5/21%	L	2-4	Florida State	Durham, N.C.
6/7\$	W	14-10	Arizona	Coral Gables, Fla.	5/22%	L	1-10	Boston College	Durham, N.C.
6/8\$	W	4-2	Arizona	Coral Gables, Fla.	5/29+	W	9-4	Jacksonville	Gainesville, Fla.
6/14#	L	4-7	Georgia	Omaha, Neb.	5/30+	L	2-8	Florida	Gainesville, Fla.
6/16#	W	7-5	Florida State	Omaha, Neb.	5/31+	W	4-0	Jacksonville	Gainesville, Fla.
6/18#	L	3-8	Stanford	Omaha, Neb.	5/31+	L	5-16	Florida	Gainesville, Fla.

## 2009

38-22 (.633)

## 2010

43-20 (.683)

## NCAA TOURNAMENT

2/20	W	6-1	Rutgers	Coral Gables, Fla.
2/21	W	4-2	Rutgers	Coral Gables, Fla.
2/21	L	4-5	Rutgers	Coral Gables, Fla.
2/22	W	18-9	Rutgers	Coral Gables, Fla.
2/27	W	8-5	Florida	Gainesville, Fla.
2/28	W	2-1	Florida	Gainesville, Fla.
3/1	W	16-2	Florida	Gainesville, Fla.
3/3	L	0-3	Rhode Island	Coral Gables, Fla.

## NCAA TOURNAMENT

2/19	W	12-1	Rutgers	Coral Gables, Fla.
2/20	W	10-8	Rutgers	Coral Gables, Fla.
2/21	W	9-7	Rutgers	Coral Gables, Fla.
2/26	W	7-3	Manhattan	Coral Gables, Fla.
2/27	W	18-1	Manhattan	Coral Gables, Fla.
2/28	L	7-12	Manhattan	Coral Gables, Fla.
3/2	W	15-2	USF	Tampa, Fla.
3/5	L	1-7	Florida	Coral Gables, Fla.



3/6	W	9-6	Florida	Coral Gables, Fla.	2/25	L	5-7	Appalachian State	Coral Gables, Fla.
3/7	L	2-4	Florida	Coral Gables, Fla.	2/26	W	10-0	Appalachian State	Coral Gables, Fla.
3/9	W	19-2	UCF	Orlando, Fla.	2/27	W	9-8	Miami Marlins	Jupiter, Fla.
3/12	L	0-3	Boston College	Coral Gables, Fla.	3/1	L	2-4	USF	Tampa, Fla.
3/13	W	7-1	Boston College	Coral Gables, Fla.	3/4	L	3-8	Florida	Gainesville, Fla.
3/14	W	11-4	Boston College	Coral Gables, Fla.	3/5	L	0-1	Florida	Gainesville, Fla.
3/16	L	3-4	Fordham	Coral Gables, Fla.	3/6	L	3-5	Florida	Gainesville, Fla.
3/17	W	9-8	Fordham	Coral Gables, Fla.	3/8	W	1-0	Illinois State (11)	Coral Gables, Fla.
3/19	W	3-1	Duke	Durham, N.C.	3/9	L	2-9	Illinois State	Coral Gables, Fla.
3/20	W	11-3	Duke	Durham, N.C.	3/11	W	3-1	Virginia Tech	Coral Gables, Fla.
3/21	W	7-6	Duke	Durham, N.C.	3/12	W	2-1	Virginia Tech	Coral Gables, Fla.
3/23	L	3-6	UCF	Coral Gables, Fla.	3/13	W	11-1	Virginia Tech	Coral Gables, Fla.
3/26	W	6-5	NC State	Raleigh, N.C.	3/15	W	7-3	Florida Atlantic	Coral Gables, Fla.
3/27	L	6-7	NC State (11)	Raleigh, N.C.	3/18	W	4-1	Wake Forest	Winston-Salem, N.C.
3/28	W	4-0	NC State	Raleigh, N.C.	3/19	W	4-3	Wake Forest	Winston-Salem, N.C.
3/31	W	12-5	FAU	Coral Gables, Fla.	3/20	W	5-3	Wake Forest	Winston-Salem, N.C.
4/2	W	7-4	Wake Forest	Coral Gables, Fla.	3/22	W	4-1	UCF	Coral Gables, Fla.
4/3	W	9-8	Wake Forest (11)	Coral Gables, Fla.	3/23	W	5-2	Florida Gulf Coast	Coral Gables, Fla.
4/4	W	10-1	Wake Forest	Coral Gables, Fla.	3/25	L	3-8	Georgia Tech	Coral Gables, Fla.
4/6	W	8-5	Florida Atlantic	Boca Raton, Fla.	3/26	L	3-12	Georgia Tech (10)	Coral Gables, Fla.
4/7	W	11-0	Florida Atlantic	Coral Gables, Fla.	3/27	L	1-3	Georgia Tech	Coral Gables, Fla.
4/9	L	7-9	Virginia Tech	Blacksburg, Va.	3/29	W	13-2	Florida Gulf Coast	Coral Gables, Fla.
4/10	W	9-2	Virginia Tech	Blacksburg, Va.	4/3	W	19-4	Boston College	Chestnut Hill, Mass.
4/11	L	2-4	Virginia Tech	Blacksburg, Va.	4/3	W	7-6	Boston College (5)	Chestnut Hill, Mass.
4/14	W	9-0	Florida Gulf Coast	Ft Myers, Fla.	4/6	W	8-1	Florida Gulf Coast	Ft. Myers, Fla.
4/16	W	7-5	North Carolina	Coral Gables, Fla.	4/8	W	4-1	NC State	Coral Gables, Fla.
4/17	W	11-1	North Carolina	Coral Gables, Fla.	4/9	W	14-13	NC State (10)	Coral Gables, Fla.
4/18	W	5-2	North Carolina (8)	Coral Gables, Fla.	4/10	W	3-0	NC State	Coral Gables, Fla.
4/20	W	5-2	Bethune-Cookman	Coral Gables, Fla.	4/13	W	10-5	Barry	Coral Gables, Fla.
4/23	W	6-5	Florida State	Tallahassee, Fla.	4/15	W	10-4	Maryland	College Park, Md.
4/24	L	7-8	Florida State	Tallahassee, Fla.	4/17	L	2-10	Maryland	College Park, Md.
4/25	L	6-7	Florida State	Tallahassee, Fla.	4/17	W	5-2	Maryland	College Park, Md.
4/27	W	9-6	St. Thomas	Coral Gables, Fla.	4/20	W	5-3	Bethune-Cookman	Coral Gables, Fla.
4/28	W	14-7	USF	Coral Gables, Fla.	4/23	W	13-6	North Carolina (10)	Chapel Hill, N.C.
4/30	W	5-1	Maryland	Coral Gables, Fla.	4/23	W	5-3	North Carolina	Chapel Hill, N.C.
5/1	W	6-4	Maryland	Coral Gables, Fla.	4/24	L	1-8	North Carolina	Chapel Hill, N.C.
5/2	W	9-1	Maryland	Coral Gables, Fla.	4/27	W	14-5	USF	Coral Gables, Fla.
5/7	W	6-0	Barry	Coral Gables, Fla.	4/29	L	5-6	Florida State	Coral Gables, Fla.
5/8	W	11-1	Barry	Coral Gables, Fla.	4/30	L	0-2	Florida State	Coral Gables, Fla.
5/14	L	3-14	Georgia Tech	Atlanta, Ga.	5/1	W	5-1	Florida State	Coral Gables, Fla.
5/15	W	9-2	Georgia Tech	Atlanta, Ga.	5/6	W	16-4	Hofstra	Coral Gables, Fla.
5/16	L	3-6	Georgia Tech	Atlanta, Ga.	5/7	W	9-3	Hofstra	Coral Gables, Fla.
5/18	W	5-4	Florida Gulf Coast	Coral Gables, Fla.	5/8	L	0-5	Hofstra	Coral Gables, Fla.
5/20	W	5-4	Virginia (11)	Coral Gables, Fla.	5/13	W	6-2	Virginia	Charlottesville, Va.
5/21	L	1-3	Virginia	Coral Gables, Fla.	5/14	L	2-3	Virginia	Charlottesville, Va.
5/22	L	4-7	Virginia	Coral Gables, Fla.	5/15	L	4-5	Virginia	Charlottesville, Va.
5/26%	W	9-3	Florida State	Greensboro, N.C.	5/17	L	4-7	Florida Atlantic	Coral Gables, Fla.
5/27%	L	10-12	Boston College (12)	Greensboro, N.C.	5/19	W	4-1	Duke	Coral Gables, Fla.
5/29%	L	8-12	Virginia	Greensboro, N.C.	5/20	L	0-2	Duke	Coral Gables, Fla.
6/4+	W	12-8	Dartmouth	Coral Gables, Fla.	5/21	W	5-2	Duke	Coral Gables, Fla.
6/5+	W	14-1	Texas A&M	Coral Gables, Fla.	5/26%	W	7-3	North Carolina	Durham, N.C.
6/6+	L	7-11	Texas A&M	Coral Gables, Fla.	5/27%	L	4-6	Virginia	Durham, N.C.
6/7+	W	10-3	Texas A&M	Coral Gables, Fla.	5/28%	W	4-2	Wake Forest	Durham, N.C.
6/11\$	L	2-7	Florida	Gainesville, Fla.	6/3+	W	7-2	Jacksonville	Gainesville, Fla.
6/12\$	L	3-4	Florida (10)	Gainesville, Fla.	6/4+	L	4-5	Florida	Gainesville, Fla.
					6/5+	W	6-3	Jacksonville	Gainesville, Fla.
					6/5+	L	4-11	Florida	Gainesville, Fla.

## 2011

38-23 (.623)

## NCAA TOURNAMENT

2/18	W	2-1	Rutgers (11)	Coral Gables, Fla.
2/19	L	5-6	Rutgers (10)	Coral Gables, Fla.
2/20	W	5-3	Rutgers	Coral Gables, Fla.
2/23	L	4-7	Florida Atlantic	Boca Raton, Fla.
2/24	W	6-3	Appalachian State	Coral Gables, Fla.

## 2012

36-23 (.610)

## NCAA TOURNAMENT

2/17	W	6-2	Rutgers	Coral Gables, Fla.
2/18	W	4-1	Rutgers	Coral Gables, Fla.
2/19	W	9-7	Rutgers	Coral Gables, Fla.



2/22	W	3-0	Florida Gulf Coast	Ft. Myers, Fla.	2/20	W	5-4	Florida Atlantic (11)	Boca Raton, Fla.
2/24	W	15-4	Albany	Coral Gables, Fla.	2/22	W	6-1	Milwaukee	Coral Gables, Fla.
2/25	W	11-1	Albany	Coral Gables, Fla.	2/23	W	6-1	Milwaukee	Coral Gables, Fla.
2/26	W	12-5	Albany	Coral Gables, Fla.	2/24	W	7-6	Milwaukee	Coral Gables, Fla.
2/29	W	10-5	Florida Atlantic	Coral Gables, Fla.	2/26	W	5-4	St. Thomas	Coral Gables, Fla.
3/2	L	5-7	Florida	Coral Gables, Fla.	2/27	W	5-1	Barry	Coral Gables, Fla.
3/3	L	5-13	Florida	Coral Gables, Fla.	3/1	W	3-2	Florida	Gainesville, Fla.
3/4	L	5-8	Florida	Coral Gables, Fla.	3/2	L	4-6	Florida	Gainesville, Fla.
3/6*	L	6-7	Miami Marlins	Miami, Fla.	3/3	L	3-6	Florida	Gainesville, Fla.
3/7	W	4-3	Miami (OH)	Coral Gables, Fla.	3/5	W	6-2	Maine	Coral Gables, Fla.
3/9	W	7-3	Boston College	Coral Gables, Fla.	3/6	W	5-0	UCF	Coral Gables, Fla.
3/10	W	5-3	Boston College	Coral Gables, Fla.	3/8	L	2-4	Duke	Coral Gables, Fla.
3/11	W	4-1	Boston College	Coral Gables, Fla.	3/9	L	2-9	Duke	Coral Gables, Fla.
3/13	W	11-6	Illinois State	Coral Gables, Fla.	3/10	W	5-3	Duke	Coral Gables, Fla.
3/14	W	3-2	UCF	Orlando, Fla.	3/12	L	6-17	Illinois State	Coral Gables, Fla.
3/16	L	1-5	Duke	Durham, N.C.	3/13	W	9-2	Illinois State	Coral Gables, Fla.
3/17	W	2-1	Duke	Durham, N.C.	3/15	W	4-1	North Carolina	Chapel Hill, N.C.
3/18	W	7-1	Duke	Durham, N.C.	3/16	L	2-14	North Carolina	Chapel Hill, N.C.
3/21	W	8-5	Florida Atlantic	Boca Raton, Fla.	3/17	L	1-4	North Carolina	Chapel Hill, N.C.
3/23	W	4-1	Maryland	Coral Gables, Fla.	3/19	W	9-6	Columbia	Coral Gables, Fla.
3/24	W	9-1	Maryland	Coral Gables, Fla.	3/20	W	6-4	Columbia	Coral Gables, Fla.
3/25	L	4-6	Maryland	Coral Gables, Fla.	3/22	W	11-9	Virginia Tech	Coral Gables, Fla.
3/28	W	11-4	St. Thomas	Coral Gables, Fla.	3/23	W	2-0	Virginia Tech	Coral Gables, Fla.
3/30	L	1-3	Clemson	Clemson, S.C.	3/24	L	5-8	Virginia Tech (10)	Coral Gables, Fla.
3/31	L	1-3	Clemson	Clemson, S.C.	3/27	L	1-6	Florida Atlantic	Coral Gables, Fla.
4/1	W	4-2	Clemson	Clemson, S.C.	3/29	L	4-15	Virginia	Charlottesville, Va.
4/4	L	1-4	UCF	Coral Gables, Fla.	3/30	L	1-8	Virginia	Charlottesville, Va.
4/6	W	8-0	North Carolina	Coral Gables, Fla.	3/31	W	4-3	Virginia	Charlottesville, Va.
4/7	W	4-3	North Carolina (14)	Coral Gables, Fla.	4/3	L	3-5	Bethune-Cookman	Coral Gables, Fla.
4/8	W	4-0	North Carolina	Coral Gables, Fla.	4/5	L	2-4	Florida State	Coral Gables, Fla.
4/11	L	2-4	Florida Gulf Coast	Coral Gables, Fla.	4/6	W	6-0	Florida State	Coral Gables, Fla.
4/13	W	6-4	Virginia Tech	Blacksburg, Va.	4/7	L	1-5	Florida State	Coral Gables, Fla.
4/14	L	4-5	Virginia Tech	Blacksburg, Va.	4/10	W	8-2	Stetson	Coral Gables, Fla.
4/15	L	2-3	Virginia Tech	Blacksburg, Va.	4/12	W	1-0	Maryland (13)	College Park, Md.
4/18	W	3-2	Stetson	Coral Gables, Fla.	4/13	W	5-3	Maryland	College Park, Md.
4/20	L	2-11	Florida State	Tallahassee, Fla.	4/14	L	2-7	Maryland	College Park, Md.
4/21	L	1-6	Florida State	Tallahassee, Fla.	4/17	W	6-1	Bethune-Cookman	Coral Gables, Fla.
4/22	L	7-8	Florida State	Tallahassee, Fla.	4/19	L	0-1	Clemson	Coral Gables, Fla.
4/24	W	3-1	Florida Atlantic	Coral Gables, Fla.	4/20	W	2-1	Clemson	Coral Gables, Fla.
4/28	L	3-7	Virginia	Coral Gables, Fla.	4/21	W	7-0	Clemson	Coral Gables, Fla.
4/29	L	4-7	Virginia	Coral Gables, Fla.	4/24	W	6-4	Florida Atlantic	Coral Gables, Fla.
4/30	L	4-7	Virginia	Coral Gables, Fla.	4/26	L	0-1	Boston College	Chestnut Hill, Mass.
5/4	W	7-0	Bethune-Cookman	Coral Gables, Fla.	4/27	W	5-0	Boston College	Chestnut Hill, Mass.
5/5	W	5-4	Bethune-Cookman	Coral Gables, Fla.	4/28	L	2-3	Boston College (11)	Chestnut Hill, Mass.
5/6	W	4-3	Bethune-Cookman	Coral Gables, Fla.	5/3	W	12-3	St. John's	Coral Gables, Fla.
5/11	W	11-0	Wake Forest	Coral Gables, Fla.	5/4	W	4-2	St. John's	Coral Gables, Fla.
5/12	L	2-7	Wake Forest	Coral Gables, Fla.	5/5	W	6-4	St. John's	Coral Gables, Fla.
5/13	W	6-3	Wake Forest	Coral Gables, Fla.	5/10	W	8-3	Wake Forest	Winston-Salem, N.C.
5/17	W	5-4	Georgia Tech	Atlanta, Ga.	5/11	L	4-5	Wake Forest	Winston-Salem, N.C.
5/18	W	8-6	Georgia Tech	Atlanta, Ga.	5/12	L	3-9	Wake Forest	Winston-Salem, N.C.
5/19	L	1-2	Georgia Tech	Atlanta, Ga.	5/16	W	8-3	Georgia Tech	Coral Gables, Fla.
5/23%	L	2-3	NC State	Greensboro, N.C.	5/17	W	11-7	Georgia Tech	Coral Gables, Fla.
5/24%	W	5-3	North Carolina	Greensboro, N.C.	5/18	L	1-10	Georgia Tech	Coral Gables, Fla.
5/25%	W	6-3	Wake Forest	Greensboro, N.C.	5/23%	L	0-10	North Carolina (8)	Durham, N.C.
5/27%	L	5-8	Georgia Tech	Greensboro, N.C.	5/24%	L	1-7	NC State	Durham, N.C.
6/1+	L	2-10	Stony Brook	Coral Gables, Fla.	5/25%	W	7-0	Clemson	Durham, N.C.
6/2+	L	2-12	Missouri State	Coral Gables, Fla.	5/31+	W	7-0	Oklahoma State	Louisville, Ky.
					6/1+	L	4-6	Louisville	Louisville, Ky.
					6/2+	L	1-7	Oklahoma State	Louisville, Ky.

## 2013

37-25 (.597)

## NCAA TOURNAMENT

2/16	W	5-4	Rutgers	Coral Gables, Fla.
2/16	W	4-1	Rutgers (7)	Coral Gables, Fla.
2/17	W	7-0	Rutgers	Coral Gables, Fla.



2014

44-19 (.698)

6/1+	W	10-0	Bethune-Cookman	Coral Gables, Fla.
6/1+	W	2-1	Texas Tech (10)	Coral Gables, Fla.
6/2+	L	0-4	Texas Tech	Coral Gables, Fla.

## NCAA TOURNAMENT

2/14	W	6-3	Maine	Coral Gables, Fla.
2/15	L	1-3	Maine	Coral Gables, Fla.
2/16	W	11-2	Maine	Coral Gables, Fla.
2/19	L	2-5	FAU	Coral Gables, Fla.
2/21	W	6-4	Florida	Coral Gables, Fla.
2/22	W	5-2	Florida	Coral Gables, Fla.
2/23	L	4-6	Florida	Coral Gables, Fla.
2/26	L	2-5	Marlins (exhibition)	Jupiter, Fla.
2/28	W	3-1	Florida State	Tallahassee, Fla.
3/1	L	2-10	Florida State	Tallahassee, Fla.
3/2	L	6-13	Florida State	Tallahassee, Fla.
3/4	W	17-0	Villanova	Coral Gables, Fla.
3/5	W	7-2	Villanova	Coral Gables, Fla.
3/7	W	6-2	Boston College*	Coral Gables, Fla.
3/8	W	5-2	Boston College*	Coral Gables, Fla.
3/9	W	4-3	Boston College*	Coral Gables, Fla.
3/11	L	3-7	Bethune-Cookman	Coral Gables, Fla.
3/12	L	3-7	Stetson	DeLand, Fla.
3/14	W	10-8	Georgia Tech*	Atlanta, Ga.
3/15	L	7-13	Georgia Tech* (G1)	Atlanta, Ga.
3/15	L	2-3	Georgia Tech* (G2)	Atlanta, Ga.
3/18	L	2-9	UCF	Coral Gables, Fla.
3/19	W	5-2	FGCU (10)	Fort Myers, Fla.
3/22	W	7-1	Virginia*	Coral Gables, Fla.
3/23	L	3-8	Virginia* (11)	Coral Gables, Fla.
3/24	L	3-5	Virginia*	Coral Gables, Fla.
3/26	W	4-0	FGCU	Coral Gables, Fla.
3/28	W	1-2	NC State*	Raleigh, N.C.
3/29	W	1-2	NC State*	Raleigh, N.C.
3/30	W	12-5	NC State*	Raleigh, N.C.
4/2	W	10-1	Bethune-Cookman	Coral Gables, Fla.
4/4	W	8-7	Virginia Tech*	Blacksburg, Va.
4/5	W	4-3	Virginia Tech*	Blacksburg, Va.
4/6	W	9-2	Virginia Tech*	Blacksburg, Va.
4/9	W	5-0	UCF	Orlando, Fla.
4/11	W	12-2	Pittsburgh*	Coral Gables, Fla.
4/12	W	1-0	Pittsburgh*	Coral Gables, Fla.
4/13	W	7-2	Pittsburgh*	Coral Gables, Fla.
4/16	W	2-1	FAU	Coral Gables, Fla.
4/19	W	3-2	Notre Dame*	Coral Gables, Fla.
4/20	L	4-7	Notre Dame*	Coral Gables, Fla.
4/21	W	6-3	Notre Dame*	Coral Gables, Fla.
4/23	W	10-9	FAU	Boca Raton, Fla.
4/25	W	5-2	Clemson*	Clemson, S.C.
4/26	W	3-2	Clemson* (12)	Clemson, S.C.
4/27	W	10-2	Clemson*	Clemson, S.C.
5/2	W	11-1	Alabama State	Coral Gables, Fla.
5/3	L	5-6	Alabama State	Coral Gables, Fla.
5/4	W	6-3	Alabama State	Coral Gables, Fla.
5/7	W	7-3	FGCU	Coral Gables, Fla.
5/9	W	6-1	Duke*	Durham, N.C.
5/10	W	9-1	Duke*	Durham, N.C.
5/11	W	4-3	Duke*	Durham, N.C.
5/16	W	6-5	North Carolina* (16) (G1)	Coral Gables, Fla.
5/16	L	2-11	North Carolina* (G2)	Coral Gables, Fla.
5/17	W	2-0	North Carolina*	Coral Gables, Fla.
5/21%	L	3-6	Georgia Tech	Greensboro, N.C.
5/22%	L	2-3	Clemson	Greensboro, N.C.
5/24%	W	6-5	Duke (12)	Greensboro, N.C.
5/30+	W	1-0	Bethune-Cookman	Coral Gables, Fla.
5/31+	L	0-3	Texas Tech	Coral Gables, Fla.

2015

50-17 (.746)

## COLLEGE WORLD SERIES

2/13	W	5-2	Rutgers	Coral Gables, Fla.
2/14	W	9-5	Rutgers (G1)	Coral Gables, Fla.
2/14	W	9-3	Rutgers (G2)	Coral Gables, Fla.
2/15	W	25-4	Rutgers	Coral Gables, Fla.
2/18	L	3-5	FAU	Boca Raton, Fla.
2/20	L	3-4	Florida	Gainesville, Fla.
2/21	W	7-2	Florida	Gainesville, Fla.
2/22	L	1-2	Florida	Gainesville, Fla.
2/25	W	5-3	Barry	Coral Gables, Fla.
2/27	W	8-7	Wright State	Coral Gables, Fla.
2/28	W	4-3	Wright State	Coral Gables, Fla.
3/1	L	6-12	Wright State	Coral Gables, Fla.
3/4	W	7-3	FGCU	Coral Gables, Fla.
3/7	L	6-9	Louisville* (G1)	Louisville, Ky.
3/7	W	9-5	Louisville* (G2)	Louisville, Ky.
3/8	L	4-5	Louisville*	Louisville, Ky.
3/10	W	15-4	FGCU	Coral Gables, Fla.
3/11	W	7-0	Stetson	Coral Gables, Fla.
3/13	W	3-2	NC State* (10)	Coral Gables, Fla.
3/14	W	9-2	NC State*	Coral Gables, Fla.
3/15	W	6-0	NC State*	Coral Gables, Fla.
3/17	W	9-1	Army	Coral Gables, Fla.
3/20	W	15-2	Wake Forest*	Winston-Salem, N.C.
3/21	W	12-7	Wake Forest*	Winston-Salem, N.C.
3/22	L	4-10	Wake Forest*	Winston-Salem, N.C.
3/25	L	1-8	FGCU	Coral Gables, Fla.
3/27	W	4-3	North Carolina*	Chapel Hill, N.C.
3/28	W	4-3	North Carolina* (11)	Chapel Hill, N.C.
3/29	L	3-10	North Carolina*	Chapel Hill, N.C.
4/1	W	13-3	Bethune-Cookman	Coral Gables, Fla.
4/3	W	4-3	Duke*	Coral Gables, Fla.
4/4	W	3-2	Duke*	Coral Gables, Fla.
4/5	W	10-0	Duke*	Coral Gables, Fla.
4/8	W	4-3	FAU (10)	Coral Gables, Fla.
4/10	W	11-1	Virginia Tech*	Coral Gables, Fla.
4/11	W	14-4	Virginia Tech*	Coral Gables, Fla.
4/12	W	9-1	Virginia Tech*	Coral Gables, Fla.
4/15	W	4-2	UCF	Coral Gables, Fla.
4/17	L	4-5	Virginia*	Charlottesville, Va.
4/18	L	2-5	Virginia*	Charlottesville, Va.
4/19	W	8-6	Virginia*	Charlottesville, Va.
4/24	L	7-8	Florida State* (17)	Coral Gables, Fla.
4/25	L	5-15	Florida State*	Coral Gables, Fla.
4/26	W	12-0	Florida State*	Coral Gables, Fla.
5/2	W	9-5	Pittsburgh (G1)	Pittsburgh, Pa.
5/2	W	12-0	Pittsburgh (G2)	Pittsburgh, Pa.
5/3	W	9-3	Pittsburgh	Pittsburgh, Pa.
5/6	W	14-0	Bethune-Cookman	Coral Gables, Fla.
5/8	W	26-0	NYIT	Coral Gables, Fla.
5/9	W	13-1	NYIT	Coral Gables, Fla.
5/10	W	19-1	NYIT	Coral Gables, Fla.
5/12	W	14-6	FAU	Coral Gables, Fla.
5/14	W	3-0	Georgia Tech*	Coral Gables, Fla.
5/15	W	22-1	Georgia Tech*	Coral Gables, Fla.
5/16	W	17-4	Georgia Tech*	Coral Gables, Fla.
5/20%	W	9-5	Virginia	Durham, N.C.
5/22%	L	4-5	NC State (12)	Durham, N.C.



5/23%	W	6-5	Notre Dame	Durham, N.C.
5/29+	W	6-2	FIU	Coral Gables, Fla.
5/30+	W	8-3	Columbia	Coral Gables, Fla.
5/31+	L	0-3	Columbia	Coral Gables, Fla.
6/1+	W	21-3	Columbia	Coral Gables, Fla.
6/5\$	W	3-2	VCU	Coral Gables, Fla.
6/6\$	W	10-3	VCU	Coral Gables, Fla.
6/13#	L	3-15	Florida	Omaha, Neb.
6/15#	W	4-3	Arkansas	Omaha, Neb.
6/17#	L	2-10	Florida	Omaha, Neb.





# SERIES HISTORY

OPPONENT	ALL TIME	UNDER MORRIS	FIRST MEETING	LAST MEETING	STRK	OPPONENT	ALL TIME	UNDER MORRIS	FIRST MEETING	LAST MEETING	STRK
Air Force	2-0-0	—	1986	1988	W2	Georgia Southern	14-10-0	2-1-0	1966	1988	W2
Alabama	7-8-0	4-2-0	1983	1989	W2	Georgia State	3-0-0	—	1993	1993	W3
Alabama State	2-1-0	2-1-0	2014	2014	W1	Georgia Tech	55-35-2	32-25-0	1958	2015	W3
Albany	4-0-0	4-0-0	2001	2012	W4	Georgia-Atlanta	1-0-0	—	1953	1953	W1
Amherst	10-4-0	—	1953	1959	W4	Glassboro State	2-1-0	—	1978	1979	W1
Appalachian State	3-1-0	2-1-0	1973	2011	W1	Harvard	8-1-0	7-1-0	1974	2003	W5
Arizona	6-3-0	2-1-0	1979	2008	W2	Havana	2-0-0	—	1951	1951	W2
Arizona State	8-9-0	2-4-0	1978	1998	L1	Hawaii	3-2-0	3-1-0	1980	1997	W3
Arkansas	5-0-0	2-0-0	1985	2015	W5	High Point	3-0-0	3-0-0	2005	2005	W3
Armstrong State	2-0-0	—	1985	1985	W2	Hofstra	2-1-0	2-1-0	2011	2011	L1
Army	27-2-1	1-0-0	1960	2015	W9	Honduras	3-0-0	—	1970	1970	W3
Auburn	1-7-0	1-0-0	1946	1994	W1	Houston	0-1-0	1-0-0	2002	2002	L1
Ball State	3-1-0	3-1-0	2002	2004	W3	Howard	2-0-0	—	1978	1979	W2
Barry	22-0-0	13-0-0	1985	2015	W22	Illinois	15-3-0	12-1-0	1992	1998	W8
Baylor	1-0-0	—	1978	1978	W1	Illinois State	6-2-0	4-2-0	1992	2013	W1
Bernard Baruch	2-0-0	—	1972	1972	W2	Illinois-Chicago	5-0-0	3-0-0	1983	2004	W5
Bethune-Cookman	30-5-0	27-5-0	1983	2015	W5	Indiana	6-0-0	3-0-0	1974	2006	W6
Biscayne	51-4-0	—	1968	1983	W5	Indiana State	5-0-0	—	1980	1981	W5
Boston College	18-6-0	18-6-0	2003	2014	W3	Iona	2-1-0	2-1-0	1998	2000	W1
Boston University	2-0-0	—	1989	1990	W2	Ithaca	2-0-0	—	1979	1979	W2
Bowling Green	13-0-0	—	1977	1988	W13	Jacksonville	82-18-0	32-7-0	1958	2013	W10
Bradley	1-0-0	—	1972	1972	W1	Jacksonville N.A.S.	4-2-0	—	1946	1949	W4
Bucknell	1-0-0	1-0-0	2001	2001	W1	James Madison	8-0-0	3-0-0	1979	1999	W8
Buffalo	25-2-0	—	1974	1980	W2	Kansas State	1-0-0	1-0-0	2002	2002	W1
C.W. Post	4-0-0	4-0-0	1997	2000	W4	Kent	2-0-0	2-0-0	1994	2007	W2
Cal State Fullerton	6-11-0	3-5-0	1982	2004	L1	Lafayette	2-0-0	—	1972	1972	W2
Cal State Northridge	0-1-0	—	1991	1991	L1	Lamar	4-0-0	—	1976	1980	W4
California	7-1-0	—	1980	1992	W7	La Salle	3-1-0	2-0-0	1966	2007	W3
Campbell	3-1-0	3-1-0	2003	2004	W1	Lehigh	1-0-0	1-0-0	2008	2008	W1
Clemson	35-28-1	23-20	1977	2014	L1	Lewis	2-0-0	—	1982	1982	W2
Coastal Carolina	11-0-0	11-0-0	1994	2004	W11	Liberty	1-0-0	1-0-0	1997	1997	W1
Colgate	4-1-0	—	1969	1970	W3	Long Beach State	16-8	15-6-0	1993	2004	W3
Colorado State	1-0-0	—	1984	1984	W1	Long Island	1-0-0	—	1979	1979	W1
Columbia	4-1-0	4-1-0	2013	2015	W1	LSU	12-7-0	1-1-0	1972	2004	W1
Connecticut	2-0-0	—	1970	1970	W2	Louisville	2-5-0	2-5-0	2006	2015	L1
Cornell	5-2-0	2-0-0	1971	2008	W3	Loyola (MD)	1-1-0	—	1972	1972	W1
Creighton	8-1-0	—	1985	1989	W5	Lynn	4-0-0	3-0-0	1989	2000	W4
Dartmouth	3-1-0	3-1-0	2000	2010	W3	Maine	63-13-0	12-1-0	1976	2014	W1
Davidson	1-1-0	—	1990	1990	L1	Manhattan	5-1-0	5-1-0	2006	2010	L1
Delaware	4-0-0	—	1971	1980	W4	Marist	1-0-0	1-0-0	1999	1999	W1
Drexel	1-0-0	1-0-0	1998	1998	W1	Marshall	4-0-0	—	1978	1979	W4
Duke	33-7-0	31-5-0	1966	2015	W8	Maryland	15-6-0	15-6-0	2005	2013	L1
East Carolina	3-2-0	2-1-0	1984	2001	W1	UMBC	2-0-0	1-0-0	1992	2009	W2
Eastern Illinois	1-0-0	—	1991	1991	W1	Massachusetts	6-1-0	1-0-0	1976	1995	W3
Eastern Kentucky	2-1-0	—	1991	1991	L1	McNeese State	1-0-0	—	1988	1998	W1
Eastern Michigan	2-0-0	2-0-0	2000	2000	W2	Memphis	2-0-0	—	1974	1974	W2
Eckerd	8-4-0	—	1975	1990	W3	Mercer	27-3-0	3-2-0	1967	2008	L2
Elon	11-4-0	11-4-0	1999	2007	W2	Miami (OH)	3-4-0	1-0-0	1977	2012	W2
Florida	127-114-1	40-48-0	1940	2015	L3	Michigan	9-2-1	2-1-0	1958	2000	T1
Florida A&M	19-7-0	—	1968	1981	W1	Michigan State	41-18-2	2-1-0	1965	2006	W1
Florida Atlantic	57-13-0	39-9-0	1982	2015	W2	Middle Tennessee	4-0-0	—	1973	1981	W4
Florida Gulf Coast	13-2-0	13-2-0	2008	2015	L1	Minnesota	15-3-0	8-1-0	1981	2004	W7
FIU	92-24-0	32-13-0	1973	2015	W1	Mississippi	4-1-0	3-1-0	1977	2008	W3
Florida Southern	58-24	5-0-0	1947	2001	W13	Mississippi State	3-1-0	2-0-0	1971	2005	W3
Florida State	126-147-4	55-52-1	1951	2014	W1	Missouri	1-0-0	1-0-0	2008	2008	W1
Florida Tech	8-2-0	—	1973	1978	W4	Missouri State	2-1-0	1-1-0	1996	2012	L1
Fordham	9-1-0	5-1-0	1984	2010	W1	Montclair State	3-0-0	—	1974	1983	W3
Fresno State	1-0-0	—	1988	1988	W1	Morehead State	1-0-0	—	1977	1977	W1
Ft. Lauderdale College	2-0-0	—	1983	1983	W2	Mount St. Mary's	1-0-0	1-0-0	2009	2009	W1
Furman	9-1-0	1-0-0	1960	1998	W4	Murray State	1-0-0	—	1975	1975	W1
George Washington	11-1-0	5-1-0	1981	2005	W1	Navy	1-0-0	—	1988	1988	W1
Georgetown	4-0-0	—	1987	1993	W4	Nebraska	0-2-0	0-2-0	2005	2005	L2
Georgia	2-3-0	2-2-0	1965	2008	L1	New Hampshire	1-1-0	—	1972	1972	W1



# 2016 MIAMI HURRICANES BASEBALL MEDIA GUIDE

@CANESBASEBALL

OPPONENT	ALL TIME	UNDER MORRIS	FIRST MEETING	LAST MEETING	STRK	OPPONENT	ALL TIME	UNDER MORRIS	FIRST MEETING	LAST MEETING	STRK
NJIT	1-0-0	1-0-0	2008	2008	W1	UCF	19-5-0	9-4-0	1985	2015	W2
New Orleans	16-9-0	—	1982	1991	W3	UCLA	13-1-0	10-1-0	1984	2007	W4
New York Tech	16-0-0	14-0-0	1978	2015	W16	USF	83-29-0	25-7-0	1967	2011	W1
New York University	2-0-0	—	1966	1966	W2	Union	3-0-0	—	1971	1971	W3
Newberry	1-1-0	—	1940	1948	L1	Vanderbilt	2-0-0	—	1973	1974	W2
Niagara	1-0-0	—	1988	1988	W1	Vermont	1-0-0	1-0-0	1998	1998	W1
North Carolina	34-26-1	27-22-1	1976	2015	L1	Villanova	6-0-0	3-0-0	1999	2014	W6
NC State	33-14-0	29-12-0	1989	2015	L1	Virginia	23-24-0	22-24-0	1985	2015	W2
North Florida	4-2-0	1-2-0	1990	2009	L1	VCU	3-0-0	3-0-0	2005	2015	W3
Northeastern	10-0-0	6-0-0	1990	2005	W10	Virginia Tech	26-7-0	26-7-0	2005	2015	W6
Northern Iowa	2-0-0	—	1973	1973	W2	Wagner	1-0-0	1-0-0	2000	2000	W1
Northwestern	2-0-0	2-0-0	2000	2002	W2	Wake Forest	32-9-0	29-9-0	1967	2015	L1
Notre Dame	17-6-0	12-3-0	1970	2015	W2	Washington State	1-1-0	—	1990	1990	L1
Nova Southeastern	4-0-0	1-0-0	1990	1996	W4	Waterloo	0-2-0	—	1954	1954	L2
Ohio State	12-15-2	1-1-0	1959	2009	L1	Wesleyan	20-5-1	—	1958	1968	W9
Oklahoma	1-2-0	—	1974	1985	L2	Westchester State	3-2-0	—	1975	1978	W3
Oklahoma State	5-4-0	1-2-0	1979	2013	L1	Western Carolina	4-1-0	3-0-0	1986	1994	W3
Oral Roberts	9-4-0	7-3-0	1978	2005	L2	Western Kentucky	1-0-0	—	1978	1978	W1
Oregon State	1-1-0	1-1-0	2006	2006	L1	Western Michigan	2-0-1	—	1968	1968	T1
Pace	10-0	4-0-0	1969	2003	W10	Wichita State	6-3-0	—	1982	1990	W3
Penn State	7-0-0	4-0-0	1970	2008	W7	William & Mary	2-0-0	—	1969	1969	W2
Pennsylvania	1-0-0	—	1991	1991	W1	William Patterson	1-0-0	—	1982	1982	W1
Pepperdine	0-1-0	—	1979	1979	L1	Winthrop	4-2-0	4-2-0	1999	2006	L2
Pittsburgh	12-0-0	9-0-0	1969	2015	W12	Wisconsin - Milwaukee	3-1-0	3-1-0	2002	2013	W3
Portland	1-0-0	—	1991	1991	W1	Wright State	8-1-0	8-1-0	2006	2015	L1
Princeton	4-0-0	3-0-0	1985	1999	W4	Yale	6-3-0	—	1957	1959	W1
Providence	1-0-0	—	1992	1992	W1	Youngstown State	1-0-0	—	1992	1992	W1
Purdue	1-0-0	—	1988	1988	W1						
Rhode Island	0-1-0	0-1-0	2009	2009	L1						
Rice	5-2-0	1-1-0	1985	2006	L1						
Richmond	1-0-0	—	1997	1997	W1						
Rider	1-0-0	—	1994	1994	W1						
Rollins	36-51-0	0-1-0	1940	1994	L1						
Rutgers	56-12-0	37-9-0	1967	2015	W11						
Saint Mary's	3-0-0	3-0-0	2008	2008	W3						
Sam Houston State	0-1-0	—	1996	1996	L1						
San Diego State	4-0-0	4-0-0	2001	2003	W4						
San Francisco	1-0-0	1-0-0	2006	2006	W1						
Savannah State	7-0-0	7-0-0	2001	2003	W7						
Seton Hall	21-4-0	—	1974	1992	W6						
South Alabama	15-8-0	2-1-0	1973	1997	W1						
South Carolina	24-9-0	2-3-0	1974	2004	L2						
USC	8-5-0	2-3-0	1974	2002	L1						
Southern Illinois	47-10-0	4-0-0	1972	1995	W8						
St. Bonaventure	1-1-0	1-1-0	2004	2007	L1						
St. Francis Brooklyn	5-0-0	—	1979	1980	W5						
St. John's	3-0-0	3-0-0	2013	2013	W3						
St. Joseph's	19-1-0	1-0-0	1972	2009	W19						
St. Leo	10-1-0	—	1968	1983	W7						
St. Peter's	1-0-0	1-0-0	2003	2003	W1						
St. Thomas	22-2-0	11-0-0	1985	2013	W22						
Stanford	5-3-0	1-1-0	1985	2008	L1						
Stetson	111-43-0	14-7-0	1947	2015	W1						
Stony Brook	1-1-0	1-1-0	2003	2012	L1						
Tampa	67-9-0	—	1940	1966	W12						
Tennessee	13-6-0	12-5-0	1989	2004	W1						
Texas	19-21-0	6-6-0	1976	2003	L2						
Texas A&M	8-3-0	2-1-0	1979	2010	W1						
Texas Tech	2-2-0	2-2-0	1998	2014	L1						
The Citadel	3-3-0	2-1-0	1979	2003	W2						
Toledo	1-0-0	1-0-0	1997	1997	W1						
Towson	1-0-0	—	1988	1988	W1						
Troy	1-0-0	—	1978	1978	W1						
Tulane	9-8-0	5-4-0	1970	1991	L2						



## ALL-TIME SERIES HISTORY

### AIR FORCE

#### MIAMI LEADS, 2-0

YEAR	DATE	SITE	W/L	SCORE
1986	3/29	Coral Gables, Fla.	W	3-0
1988	3/24	Coral Gables, Fla.	W	14-6

Coral Gables: Miami leads, 2-0

### ALABAMA

#### ALABAMA LEADS, 8-7

YEAR	DATE	SITE	W/L	SCORE
1983	5/27+	Tallahassee, Fla.	L	4-6
1983	5/29+	Tallahassee, Fla.	L	9-11
1984	4/6	Coral Gables, Fla.	L	7-8
1984	4/7	Coral Gables, Fla.	L	1-7
1984	4/8	Coral Gables, Fla.	W	8-3
1985	5/3	Dothan, Ala.	W	14-10
1985	5/4	Tuscaloosa, Ala.	L	6-12
1985	5/5	Tuscaloosa, Ala.	L	7-11
1986	4/8	Mobile, Ala.	W	14-0 (7)
1996	6/2#	Omaha, Neb.	W	15-1
1997	6/2#	Omaha, Neb.	W	6-1
1997	6/5#	Omaha, Neb.	L	6-8
1997	6/6#	Omaha, Neb.	L	2-6
1999	6/13#	Omaha, Neb.	W	8-1
1999	6/17#	Omaha, Neb.	W	5-2

Coral Gables: Alabama leads, 2-1

Tuscaloosa/Dothan: Tied, 2-2

Neutral Site: Miami leads, 5-4

### ALABAMA STATE

#### MIAMI LEADS, 2-1

YEAR	DATE	SITE	W/L	SCORE
2014	5/2	Coral Gables, Fla.	W	11-1
2014	5/3	Coral Gables, Fla.	L	5-6
2014	5/4	Coral Gables, Fla.	W	6-3

Coral Gables: Miami leads, 2-1

### ALBANY

#### MIAMI LEADS, 4-0

YEAR	DATE	SITE	W/L	SCORE
2001	2/25	Coral Gables, Fla.	W	14-0
2012	2/24	Coral Gables, Fla.	W	15-4
2012	2/25	Coral Gables, Fla.	W	11-1
2012	2/26	Coral Gables, Fla.	W	12-5

Coral Gables: Miami leads, 4-0

### AMHERST

#### MIAMI LEADS, 10-4

YEAR	DATE	SITE	W/L	SCORE
1953	3/23	Coral Gables, Fla.	W	9-8
1953	3/24	Coral Gables, Fla.	W	12-7
1954	3/25	Coral Gables, Fla.	W	17-4
1954	3/26	Coral Gables, Fla.	W	7-6
1956	3/27	Coral Gables, Fla.	L	6-9
1956	3/28	Coral Gables, Fla.	W	6-4
1956	3/29	Coral Gables, Fla.	L	14-16
1957	3/26	Coral Gables, Fla.	W	9-3
1957	3/27	Coral Gables, Fla.	L	5-10
1957	3/28	Coral Gables, Fla.	L	1-6
1958	3/25	Coral Gables, Fla.	W	8-2
1958	3/26	Coral Gables, Fla.	W	8-4
1959	4/1	Coral Gables, Fla.	W	9-8
1959	4/2	Coral Gables, Fla.	W	6-3

Coral Gables: Miami leads, 10-4

### APPALACHIAN STATE

#### MIAMI LEADS, 3-1

YEAR	DATE	SITE	W/L	SCORE
1973	5/27+	Starkville, Miss.	W	13-6
2011	2/24	Coral Gables, Fla.	W	6-3
2011	2/25	Coral Gables, Fla.	L	5-7
2011	2/26	Coral Gables, Fla.	W	10-0

Coral Gables: Miami leads, 2-1

Neutral Sites: Miami leads, 1-0

### ARIZONA

#### MIAMI LEADS, 6-3

YEAR	DATE	SITE	W/L	SCORE
1979	6/1#	Omaha, Neb.	L	1-5
1986	6/7#	Omaha, Neb.	W	4-3
1987	3/27	Coral Gables, Fla.	L	0-5
1987	3/28	Coral Gables, Fla.	W	7-3
1987	3/29	Coral Gables, Fla.	W	9-8
1989	5/21	Chapel Hill, N.C.	W	11-1
2008	6/6\$	Coral Gables, Fla.	L	3-6
2008	6/7\$	Coral Gables, Fla.	W	14-10
2008	6/8\$	Coral Gables, Fla.	W	4-2

Coral Gables: Miami leads, 4-2

Neutral Site: Miami leads, 2-1

### ARIZONA STATE

#### ARIZONA STATE LEADS, 9-8

YEAR	DATE	SITE	W/L	SCORE
1978	6/7#	Omaha, Neb.	L	11-3
1979	3/19	Coral Gables, Fla.	W	9-0



YEAR	DATE	SITE	W/L	SCORE	YEAR	DATE	SITE	W/L	SCORE
1979	3/20	Coral Gables, Fla.	W	10-1	1965	3/27	Coral Gables, Fla.	W	13-2
1979	3/21	Coral Gables, Fla.	W	11-9	1966	3/25	Coral Gables, Fla.	L	1-3
1982	5/21	Tempe, Ariz.	W	8-6	1966	3/26	Coral Gables, Fla.	W	7-3
1982	5/22	Tempe, Ariz.	L	1-3	1967	3/23	Coral Gables, Fla.	W	5-4
1982	5/23	Tempe, Ariz.	L	7-8	1967	3/24	Coral Gables, Fla.	T	1-1
1983	2/4	Coral Gables, Fla.	L	3-4	1968	3/24	Coral Gables, Fla.	W	1-0
1983	2/5	Coral Gables, Fla.	W	16-5	1969	3/20	Coral Gables, Fla.	L	0-4
1983	2/6	Coral Gables, Fla.	W	13-5	1969	3/23	Coral Gables, Fla.	W	4-2 (7)
1984	6/2#	Omaha, Neb.	L	6-9	1970	3/19	Coral Gables, Fla.	W	8-5
1994	6/4#	Omaha, Neb.	L	0-4	1970	3/20	Coral Gables, Fla.	W	7-5
1994	6/7#	Omaha, Neb.	L	5-9	1973	3/26	Coral Gables, Fla.	W	10-0
1997	5/24+	Coral Gables, Fla.	L	3-10	1973	3/29	Coral Gables, Fla.	W	11-4
1997	5/25+	Coral Gables, Fla.	W	7-6	1975	3/27	Coral Gables, Fla.	W	7-4
1997	5/25+	Coral Gables, Fla.	W	6-5	1975	3/28	Coral Gables, Fla.	W	13-1
1998	5/31#	Omaha, Neb.	L	2-9	1975	3/29	Coral Gables, Fla.	W	7-0
					2015	3/17	Coral Gables, Fla.	W	9-1

Coral Gables: Miami leads, 7-2

Tempe: Arizona State leads, 2-1

Neutral Site: Arizona State leads, 5-0

Coral Gables: Miami leads, 27-2-1

## ARKANSAS

### MIAMI LEADS, 5-0

YEAR	DATE	SITE	W/L	SCORE
1985	2/9	Coral Gables, Fla.	W	4-0
1985	2/9	Coral Gables, Fla.	W	2-1
1985	2/10	Coral Gables, Fla.	W	5-2
2001	3/4	Minneapolis, Minn.	W	8-2
2015	6/15#	Omaha, Neb.	W	4-3

Coral Gables: Miami leads, 3-0

Neutral Site: Miami leads, 2-0

## ARMSTRONG STATE

### MIAMI LEADS, 2-0

YEAR	DATE	SITE	W/L	SCORE
1985	2/12	Coral Gables, Fla.	W	14-7
1985	2/13	Coral Gables, Fla.	W	15-3

Coral Gables: Miami leads, 2-0

## ARMY

### MIAMI LEADS, 27-2-1

YEAR	DATE	SITE	W/L	SCORE
1960	3/25	Coral Gables, Fla.	W	10-6
1960	3/27	Coral Gables, Fla.	W	11-9
1961	3/24	Coral Gables, Fla.	W	10-3
1961	3/25	Coral Gables, Fla.	W	5-3
1962	3/22	Coral Gables, Fla.	W	17-7
1962	3/23	Coral Gables, Fla.	W	6-2
1962	3/24	Coral Gables, Fla.	W	5-2
1963	3/21	Coral Gables, Fla.	W	3-1
1963	3/22	Coral Gables, Fla.	W	3-1
1963	3/23	Coral Gables, Fla.	W	6-0
1964	3/19	Coral Gables, Fla.	W	2-0
1964	3/20	Coral Gables, Fla.	W	3-1
1964	3/21	Coral Gables, Fla.	W	9-4
1965	3/25	Coral Gables, Fla.	W	7-3

## AUBURN

### AUBURN LEADS, 7-1

YEAR	DATE	SITE	W/L	SCORE
1946	4/15	Auburn, Ala.	L	5-8
1946	5/2	Coral Gables, Fla.	L	0-1 (13)
1946	5/3	Coral Gables, Fla.	L	7-11
1966	4/11	Auburn, Ala.	L	1-7
1966	4/12	Auburn, Ala.	L	3-8
1968	4/15	Auburn, Ala.	L	5-7
1968	4/16	Auburn, Ala.	L	1-6
1994	6/6#	Omaha, Neb.	W	7-5

Coral Gables: Auburn leads, 2-0

Auburn: Auburn leads, 5-0

Neutral Site: Miami leads, 1-0

## BALL STATE

### MIAMI LEADS, 3-1

YEAR	DATE	SITE	W/L	SCORE
2002	3/13	Coral Gables, Fla.	L	4-12
2004	5/20	Coral Gables, Fla.	W	9-1
2004	5/21	Coral Gables, Fla.	W	4-2
2004	5/22	Coral Gables, Fla.	W	7-3

Coral Gables: Miami leads, 3-1

## BARRY

### MIAMI LEADS, 22-0

YEAR	DATE	SITE	W/L	SCORE
1985	4/9	Coral Gables, Fla.	W	12-1
1985	4/16	Coral Gables, Fla.	W	5-0
1986	4/1	Coral Gables, Fla.	W	9-1
1987	4/18	Coral Gables, Fla.	W	18-2
1988	2/17	Coral Gables, Fla.	W	5-0
1988	3/1	Coral Gables, Fla.	W	9-1
1990	2/14	Coral Gables, Fla.	W	7-1
1992	2/19	Coral Gables, Fla.	W	13-4
1992	4/7	Coral Gables, Fla.	W	12-8



YEAR	DATE	SITE	W/L	SCORE	YEAR	DATE	SITE	W/L	SCORE
1994	2/2	Coral Gables, Fla.	W	8-0	2012	5/4	Coral Gables, Fla.	W	7-0
1994	5/6	Coral Gables, Fla.	W	11-3	2012	5/5	Coral Gables, Fla.	W	5-4
1996	1/31	Coral Gables, Fla.	W	25-0	2012	5/6	Coral Gables, Fla.	W	4-3
1997	2/25	Coral Gables, Fla.	W	8-3	2013	4/3	Coral Gables, Fla.	L	3-5
1998	1/28	Coral Gables, Fla.	W	9-0	2013	4/17	Coral Gables, Fla.	W	6-1
1999	1/26	Coral Gables, Fla.	W	8-3	2014	3/11	Coral Gables, Fla.	L	3-7
2000	2/15	Coral Gables, Fla.	W	5-3	2014	4/2	Coral Gables, Fla.	W	10-1
2009	4/1	Coral Gables, Fla.	W	15-10	2014	5/30#	Coral Gables, Fla.	W	1-0
2010	5/7	Coral Gables, Fla.	W	6-0	2014	6/1#	Coral Gables, Fla.	W	10-0
2010	5/8	Coral Gables, Fla.	W	11-1	2015	4/1	Coral Gables, Fla.	W	13-3
2011	4/13	Coral Gables, Fla.	W	10-5	2015	5/6	Coral Gables, Fla.	W	14-0
2013	2/27	Coral Gables, Fla.	W	5-1					
2015	2/25	Coral Gables, Fla.	W	5-3					

Coral Gables: Miami leads, 30-5

Coral Gables: Miami leads, 22-0

## BAYLOR

### MIAMI LEADS, 1-0

YEAR	DATE	SITE	W/L	SCORE
1978	6/3#	Omaha, Neb.	W	12-1

Neutral Site: Miami leads, 1-0

## BERNARD BARUCH

### MIAMI LEADS, 2-0

YEAR	DATE	SITE	W/L	SCORE
1972	3/27	Coral Gables, Fla.	W	3-1
1972	3/30	Coral Gables, Fla.	W	5-4

Coral Gables: Miami leads, 1-0

## BETHUNE-COOKMAN

### MIAMI LEADS, 30-5

YEAR	DATE	SITE	W/L	SCORE
1983	2/15	Coral Gables, Fla.	W	12-3
1984	2/14	Coral Gables, Fla.	W	17-1
1990	4/3	Coral Gables, Fla.	W	22-0 (7)
1996	3/29	Coral Gables, Fla.	W	10-3
1996	3/30	Coral Gables, Fla.	W	20-3
1998	4/10	Coral Gables, Fla.	W	9-3
1998	4/11	Coral Gables, Fla.	W	13-1
1998	4/12	Coral Gables, Fla.	W	17-0
1999	5/28+	Coral Gables, Fla.	W	15-9
2002	5/3	Coral Gables, Fla.	W	12-4
2002	5/4	Coral Gables, Fla.	L	1-3
2002	5/5	Coral Gables, Fla.	W	14-2
2003	5/30	Coral Gables, Fla.	W	10-5
2006	2/25	Coral Gables, Fla.	W	4-3
2006	2/25	Coral Gables, Fla.	W	9-1
2006	2/26	Coral Gables, Fla.	W	9-1
2008	3/25	Coral Gables, Fla.	W	10-5
2008	3/26	Coral Gables, Fla.	W	7-6
2008	5/30+	Coral Gables, Fla.	W	7-4
2009	5/8	Coral Gables, Fla.	L	0-1
2009	5/9	Coral Gables, Fla.	W	14-4
2009	5/10	Coral Gables, Fla.	L	2-5
2010	4/20	Coral Gables, Fla.	W	5-2
2011	4/20	Coral Gables, Fla.	W	5-3

## BISCAYNE

### MIAMI LEADS, 51-4

YEAR	DATE	SITE	W/L	SCORE
1968	3/5	Miami, Fla.	W	9-0 (F)
1968	3/12	Coral Gables, Fla.	W	9-0 (F)
1968	4/24	Coral Gables, Fla.	W	9-0 (F)
1969	4/16	Coral Gables, Fla.	W	9-1
1969	4/23	Miami, Fla.	W	10-0
1969	5/6	Coral Gables, Fla.	L	4-7
1969	5/7	Miami, Fla.	W	3-0
1970	3/10	Coral Gables, Fla.	W	5-2
1970	4/14	Coral Gables, Fla.	W	2-1
1970	5/5	Coral Gables, Fla.	W	9-1
1971	4/14	Coral Gables, Fla.	W	6-2
1971	4/21	Miami, Fla.	W	21-4 (8)
1971	5/5	Coral Gables, Fla.	W	7-0
1972	3/8	Coral Gables, Fla.	W	7-2
1972	4/26	Miami, Fla.	W	11-1
1972	5/2	Coral Gables, Fla.	W	9-0
1973	4/5	Coral Gables, Fla.	W	4-3
1973	4/25	Coral Gables, Fla.	W	26-3
1973	5/1	Coral Gables, Fla.	W	17-0
1973	5/2	Coral Gables, Fla.	W	16-2
1974	2/27	Coral Gables, Fla.	W	12-0
1974	4/24	Coral Gables, Fla.	W	13-5
1974	5/1	Coral Gables, Fla.	W	19-1
1974	5/7	Miami, Fla.	W	18-1
1975	3/12	Coral Gables, Fla.	W	6-2
1975	4/9	Miami, Fla.	W	2-1
1975	4/16	Coral Gables, Fla.	W	7-1
1975	5/1	Coral Gables, Fla.	W	8-0
1976	4/8	Miami, Fla.	W	6-3
1976	4/16	Coral Gables, Fla.	W	6-2
1976	4/17	Miami, Fla.	W	10-1
1976	4/28	Coral Gables, Fla.	L	2-3 (13)
1977	3/2	Miami, Fla.	W	10-2
1977	3/15	Coral Gables, Fla.	W	6-3
1977	3/16	Coral Gables, Fla.	W	4-3
1977	4/22	Coral Gables, Fla.	W	4-0
1977	4/23	Coral Gables, Fla.	W	7-5
1978	3/1	Miami, Fla.	W	9-5
1978	3/13	Miami, Fla.	W	14-2
1978	4/11	Miami, Fla.	L	4-6
1978	4/26	Coral Gables, Fla.	W	4-1
1979	4/18	Coral Gables, Fla.	W	10-1





YEAR	DATE	SITE	W/L	SCORE
1979	4/24	Coral Gables, Fla.	W	5-1
1980	4/15	Coral Gables, Fla.	W	7-4
1980	4/16	Coral Gables, Fla.	W	2-1
1980	4/19	Coral Gables, Fla.	W	9-4
1980	4/30	Coral Gables, Fla.	W	15-0
1981	2/25	Coral Gables, Fla.	W	5-3
1981	4/22	Coral Gables, Fla.	W	5-3
1981	4/28	Coral Gables, Fla.	L	2-4
1982	2/18	Coral Gables, Fla.	W	7-1
1982	3/9	Coral Gables, Fla.	W	13-1
1983	3/29	Coral Gables, Fla.	W	8-5
1983	4/20	Coral Gables, Fla.	W	5-3
1983	5/3	Coral Gables, Fla.	W	4-0

Coral Gables: Miami leads, 39-3

Miami: Miami leads, 12-1

## BOSTON COLLEGE

### MIAMI LEADS, 18-6

YEAR	DATE	SITE	W/L	SCORE
2003	3/21	Coral Gables, Fla.	W	18-8
2003	3/22	Coral Gables, Fla.	W	17-5
2008	3/7	Coral Gables, Fla.	W	10-7
2008	3/8	Coral Gables, Fla.	W	8-3
2008	3/9	Coral Gables, Fla.	W	7-1
2009	5/1	Chestnut Hill, Mass.	W	5-1
2009	5/2	Brockton, Mass.	W	7-5
2009	5/3	Chestnut Hill, Mass.	L	3-13
2009	5/22%	Durham, N.C.	L	1-10
2010	3/12	Coral Gables, Fla.	L	0-3
2010	3/13	Coral Gables, Fla.	W	7-1
2010	3/14	Coral Gables, Fla.	W	11-4
2010	5/27%	Greensboro, N.C.	L	10-12 (12)
2011	4/3	Chestnut Hill, Mass.	W	19-4
2011	4/3	Chestnut Hill, Mass.	W	7-6 (5)
2012	4/9	Coral Gables, Fla.	W	7-3
2012	4/10	Coral Gables, Fla.	W	5-3
2012	4/11	Coral Gables, Fla.	W	4-1
2013	4/26	Chestnut Hill, Mass.	L	0-1
2013	4/27	Chestnut Hill, Mass.	W	5-0
2013	4/28	Chestnut Hill, Mass.	L	2-3 (11)
2014	3/7	Coral Gables, Fla.	W	6-2
2014	3/8	Coral Gables, Fla.	W	5-2
2014	3/9	Coral Gables, Fla.	W	4-3

Coral Gables: Miami leads, 13-1

Chestnut Hill/Brockton: Miami leads, 5-3

Neutral Site: Boston College leads, 2-0

## BOSTON UNIVERSITY

### MIAMI LEADS, 2-0

YEAR	DATE	SITE	W/L	SCORE
1989	3/9	Coral Gables, Fla.	W	17-0 (7)
1990	3/11	Coral Gables, Fla.	W	25-1

Miami: Miami leads, 2-0

## BOWLING GREEN

### MIAMI LEADS, 13-0

YEAR	DATE	SITE	W/L	SCORE
1977	3/20	Coral Gables, Fla.	W	18-3
1978	3/19	Coral Gables, Fla.	W	5-1
1979	3/24	Coral Gables, Fla.	W	10-1
1980	3/21	Coral Gables, Fla.	W	7-1
1980	3/28	Coral Gables, Fla.	W	8-3
1981	3/23	Coral Gables, Fla.	W	12-0
1981	3/29	Coral Gables, Fla.	W	8-1
1982	3/19	Coral Gables, Fla.	W	15-2
1982	3/22	Coral Gables, Fla.	W	14-1
1982	3/24	Coral Gables, Fla.	W	12-0
1986	3/28	Coral Gables, Fla.	W	7-3
1986	3/29	Coral Gables, Fla.	W	12-8
1988	5/21+	Coral Gables, Fla.	W	21-6

Coral Gables: Miami leads, 13-0

## BRADLEY

### MIAMI LEADS, 1-0

YEAR	DATE	SITE	W/L	SCORE
1972	4/5	New Orleans, La.	W	12-3

Neutral Site: Miami leads, 1-0

## BUCKNELL

### MIAMI LEADS, 1-0

YEAR	DATE	SITE	W/L	SCORE
2001	5/25+	Coral Gables, Fla.	W	14-6

Coral Gables: Miami leads, 1-0

## BUFFALO

### MIAMI LEADS, 25-2

YEAR	DATE	SITE	W/L	SCORE
1974	3/20	Coral Gables, Fla.	W	5-2
1974	3/22	Coral Gables, Fla.	W	16-1
1975	3/10	Coral Gables, Fla.	W	10-1
1975	3/13	Coral Gables, Fla.	W	8-6
1975	3/16	Coral Gables, Fla.	W	8-5
1975	3/20	Coral Gables, Fla.	W	3-2
1977	3/30	Coral Gables, Fla.	W	10-3
1977	4/1	Coral Gables, Fla.	W	11-0
1977	4/4	Coral Gables, Fla.	W	7-5
1977	4/5	Coral Gables, Fla.	W	12-0
1977	4/11	Coral Gables, Fla.	W	13-4
1977	4/12	Coral Gables, Fla.	W	3-0
1978	3/27	Coral Gables, Fla.	W	3-1
1978	3/29	Coral Gables, Fla.	W	3-2 (10)
1978	3/30	Coral Gables, Fla.	W	8-1
1978	3/31	Coral Gables, Fla.	W	4-2
1978	4/1	Coral Gables, Fla.	W	4-6
1978	4/2	Coral Gables, Fla.	W	3-1
YEAR	DATE	SITE	W/L	SCORE



YEAR	DATE	SITE	W/L	SCORE
1979	4/5	Coral Gables, Fla.	W	5-3
1979	4/8	Coral Gables, Fla.	W	8-3
1979	4/9	Coral Gables, Fla.	W	10-7
1979	4/10	Coral Gables, Fla.	W	3-0
1979	4/14	Coral Gables, Fla.	W	5-3
1979	4/15	Coral Gables, Fla.	W	10-0
1980	3/6	Coral Gables, Fla.	L	1-2
1980	3/9	Coral Gables, Fla.	W	15-8
1980	3/10	Coral Gables, Fla.	W	14-7

Coral Gables: Miami leads, 25-2

## C.W. POST

### MIAMI LEADS, 4-0

YEAR	DATE	SITE	W/L	SCORE
1997	3/21	Coral Gables, Fla.	W	7-2
2000	3/3	Coral Gables, Fla.	W	19-2
2000	3/4	Coral Gables, Fla.	W	21-6
2000	3/5	Coral Gables, Fla.	W	33-0

Coral Gables: Miami leads, 4-0

## CAL STATE FULLERTON

### CAL STATE FULLERTON LEADS, 11-6

YEAR	DATE	SITE	W/L	SCORE
1982	5/31#	Omaha, Neb.	W	4-3
1983	5/20	Fullerton, Calif.	L	3-6
1983	5/21	Fullerton, Calif.	W	3-0
1983	5/22	Fullerton, Calif.	L	3-4
1984	6/6#	Omaha, Neb.	L	5-13
1985	4/6	Oklahoma City, Okla.	W	6-3
1988	6/4#	Omaha, Neb.	L	3-6
1992	6/2#	Omaha, Neb.	L	5-7
1992	6/5#	Omaha, Neb.	L	1-8
1996	5/16	Coral Gables, Fla.	W	5-4
1996	5/17	Coral Gables, Fla.	W	8-4
1996	5/18	Coral Gables, Fla.	L	6-7
2001	3/30	Coral Gables, Fla.	L	2-8
2001	3/31	Coral Gables, Fla.	L	5-8
2001	4/1	Coral Gables, Fla.	L	2-9
2002	3/2	Fullerton, Calif.	W	5-3
2004	6/21#	Omaha, Neb.	L	3-6

Coral Gables: Cal State Fullerton leads, 4-2  
Fullerton: Tied, 2-2

Neutral Site: Cal State Fullerton leads, 5-2

## CAL STATE NORTHRIDGE

### CAL STATE NORTHRIDGE LEADS, 1-0

YEAR	DATE	SITE	W/L	SCORE
1991	5/24+	Fresno, Calif.	L	6-13

Neutral Site: Cal State Northridge leads, 1-0

## CALIFORNIA

### MIAMI LEADS, 7-1

YEAR	DATE	SITE	W/L	SCORE
1980	6/4#	Omaha, Neb.	L	3-4
1982	2/5	Coral Gables, Fla.	W	10-2
1982	2/6	Coral Gables, Fla.	W	8-1
1982	2/7	Coral Gables, Fla.	W	10-4
1991	2/1	Coral Gables, Fla.	W	9-8
1991	2/2	Coral Gables, Fla.	W	6-4
1991	2/3	Coral Gables, Fla.	W	13-6
1992	5/29#	Omaha, Neb.	W	4-3 (13)

Coral Gables: Miami leads, 6-0

Neutral Site: Tied, 1-1

## CAMPBELL

### MIAMI LEADS, 3-1

YEAR	DATE	SITE	W/L	SCORE
2003	2/6	Coral Gables, Fla.	W	13-2
2003	2/7	Coral Gables, Fla.	W	10-3
2003	2/8	Coral Gables, Fla.	L	9-12
2004	3/10	Coral Gables, Fla..	W	10-8

Coral Gables: Miami leads, 3-1

## CLEMSON

### MIAMI LEADS, 35-28-1

YEAR	DATE	SITE	W/L	SCORE
1977	5/22+	Coral Gables, Fla.	W	10-3
1977	5/22+	Coral Gables, Fla.	L	9-10
1977	5/23+	Coral Gables, Fla.	L	2-7
1978	5/19+	Coral Gables, Fla.	L	5-8
1978	5/21+	Coral Gables, Fla.	W	7-5
1979	5/19+	Coral Gables, Fla.	W	2-1
1979	5/20+	Coral Gables, Fla.	W	4-1
1980	5/31#	Omaha, Neb.	W	13-5
1986	5/9	Greenville, S.C.	W	6-5
1986	5/10	Greenville, S.C.	L	4-7
1986	5/11	Greenville, S.C.	L	5-9
1987	3/20	Coral Gables, Fla.	L	2-8
1987	3/21	Coral Gables, Fla.	L	9-11
1987	3/22	Coral Gables, Fla.	T	10-10
1989	4/28	Clemson, S.C.	W	11-5
1989	4/29	Clemson, S.C.	W	10-2
1989	4/30	Clemson, S.C.	L	4-5
1989	5/20	Chapel Hill, N.C.	W	2-0
1990	3/22	Coral Gables, Fla.	W	9-2
1990	3/23	Coral Gables, Fla.	W	11-5
1990	3/24	Coral Gables, Fla.	W	2-1
1994	4/29	Clemson, S.C.	L	5-7
1994	4/30	Clemson, S.C.	W	6-3
1994	5/1	Clemson, S.C.	L	8-9 (12)
1995	5/12	Coral Gables, Fla.	W	7-6
1995	5/13	Coral Gables, Fla.	L	5-7
1995	5/14	Coral Gables, Fla.	W	8-4
1996	5/31#	Omaha, Neb.	W	7-3
1996	6/5#	Omaha, Neb.	W	14-5
1999	4/2	Charlotte, N.C.	W	5-3



YEAR	DATE	SITE	W/L	SCORE
1999	4/3	Charlotte, N.C.	L	5-7
1999	4/4	Charlotte, N.C.	W	14-11
2000	1/29	Orlando, Fla.	L	0-4
2001	6/1\$	Coral Gables, Fla.	W	10-8
2001	6/2\$	Coral Gables, Fla.	W	14-6
2005	5/19	Clemson, S.C.	L	5-15
2005	5/20	Clemson, S.C.	L	2-9
2005	5/21	Clemson, S.C.	L	2-6
2005	5/26%	Jacksonville, Fla.	L	1-9
2006	3/31	Coral Gables, Fla.	L	6-8
2006	4/1	Coral Gables, Fla.	L	2-6
2006	4/2	Coral Gables, Fla.	L	1-14
2007	3/30	Clemson, S.C.	W	10-3
2007	3/31	Clemson, S.C.	L	1-4
2007	4/1	Clemson, S.C.	W	7-6
2007	5/23%	Jacksonville, Fla.	L	4-5
2008	4/4	Coral Gables, Fla.	W	6-4
2008	4/5	Coral Gables, Fla.	W	15-5
2008	4/6	Coral Gables, Fla.	W	7-6
2008	5/21%	Jacksonville, Fla.	W	7-1
2009	4/11	Clemson, S.C.	W	12-8
2009	4/11	Clemson, S.C.	L	1-9
2009	4/12	Clemson, S.C.	L	6-9
2012	3/30	Clemson, S.C.	L	1-3
2012	3/31	Clemson, S.C.	L	1-3
2012	4/1	Clemson, S.C.	W	4-2
2013	4/19	Coral Gables, Fla.	L	0-1
2013	4/20	Coral Gables, Fla.	W	2-1
2013	4/21	Coral Gables, Fla.	W	7-0
2013	5/25%	Durham, N.C.	W	7-0
2014	4/25	Clemson, S.C.	W	5-2
2014	4/26	Clemson, S.C.	W	3-2 (12)
2014	4/27	Clemson, S.C.	W	10-2
2014	5/22%	Greensboro, N.C.	L	2-3

Coral Gables: Miami leads, 16-10-1  
 Clemson/Greenville: Clemson leads, 13-11  
 Neutral Site: Miami leads, 8-5

## COASTAL CAROLINA

### MIAMI LEADS, 11-0

YEAR	DATE	SITE	W/L	SCORE
1994	5/20	Coral Gables, Fla.	W	4-1
1994	5/21	Coral Gables, Fla.	W	7-4
1996	2/9	Coral Gables, Fla.	W	8-3
1996	4/25	Coral Gables, Fla.	W	7-2
1996	2/11	Coral Gables, Fla.	W	16-11
1997	4/25	Coral Gables, Fla.	W	10-2
1997	4/27	Coral Gables, Fla.	W	10-2
1997	4/27	Coral Gables, Fla.	W	7-3
2004	4/30	Coral Gables, Fla.	W	6-1
2004	5/1	Coral Gables, Fla.	W	5-1
2004	5/2	Coral Gables, Fla.	W	13-11

Coral Gables: Miami leads, 11-0

## COLGATE

### MIAMI LEADS, 4-1

YEAR	DATE	SITE	W/L	SCORE
1969	4/1	Coral Gables, Fla.	W	5-1
1969	4/2	Coral Gables, Fla.	L	5-7
1969	4/3	Coral Gables, Fla.	W	4-3 (10)
1970	3/31	Coral Gables, Fla.	W	11-8
1970	4/2	Coral Gables, Fla.	W	9-1

Coral Gables: Miami leads, 4-1

## COLORADO STATE

### MIAMI LEADS, 1-0

YEAR	DATE	SITE	W/L	SCORE
1984	2/23	Coral Gables, Fla.	W	14-4

Coral Gables: Miami leads, 1-0

## COLUMBIA

### MIAMI LEADS, 4-1

YEAR	DATE	SITE	W/L	SCORE
2013	3/19	Coral Gables, Fla.	W	9-6
2013	3/20	Coral Gables, Fla.	W	6-4
2015	5/30+	Coral Gables, Fla.	W	8-3
2015	5/31+	Coral Gables, Fla.	L	0-3
2015	6/1+	Coral Gables, Fla.	W	21-3

Coral Gables: Miami leads, 4-1

## CONNECTICUT

### MIAMI LEADS, 2-0

YEAR	DATE	SITE	W/L	SCORE
1970	3/27	Coral Gables, Fla.	W	2-1
1970	3/28	Coral Gables, Fla.	W	4-0

Coral Gables: Miami leads, 2-0

## CORNELL

### MIAMI LEADS, 5-2

YEAR	DATE	SITE	W/L	SCORE
1971	3/30	Coral Gables, Fla.	W	9-3
1971	4/2	Coral Gables, Fla.	W	6-3
1973	3/20	Coral Gables, Fla.	L	3-4
1973	3/20	Coral Gables, Fla.	L	3-6
1984	3/25	Coral Gables, Fla.	W	8-6
2001	3/21	Coral Gables, Fla.	W	2-1 (10)
2008	3/18	Coral Gables, Fla.	W	20-9

Coral Gables: Miami leads, 5-2



## CREIGHTON

### MIAMI LEADS, 8-1

YEAR	DATE	SITE	W/L	SCORE
1985	3/12	Coral Gables, Fla.	W	6-5
1985	3/13	Coral Gables, Fla.	W	14-7
1986	3/16	Coral Gables, Fla.	W	2-1
1987	3/15	Coral Gables, Fla.	L	2-5
1987	3/16	Coral Gables, Fla.	W	10-9
1988	3/13	Coral Gables, Fla.	W	11-2
1988	3/14	Coral Gables, Fla.	W	9-4
1989	3/12	Coral Gables, Fla.	W	2-1 (10)
1989	3/13	Coral Gables, Fla.	W	6-5

Coral Gables: Miami leads, 8-1

## DARTMOUTH

### MIAMI LEADS, 3-1

YEAR	DATE	SITE	W/L	SCORE
2000	3/24	Coral Gables, Fla.	L	5-6
2000	3/25	Coral Gables, Fla.	W	10-8
2000	3/26	Coral Gables, Fla.	W	6-1
2010	6/4+	Coral Gables, Fla.	W	12-8

Coral Gables: Miami leads, 3-1

## DAVIDSON

### TIED, 1-1

YEAR	DATE	SITE	W/L	SCORE
1990	3/13	Coral Gables, Fla.	W	4-0
1990	3/15	Coral Gables, Fla.	L	2-3

Coral Gables: Tied, 1-1

## DELAWARE

### MIAMI LEADS, 4-0

YEAR	DATE	SITE	W/L	SCORE
1971	3/17	Coral Gables, Fla.	W	5-1
1971	3/18	Coral Gables, Fla.	W	6-5
1980	3/25	Coral Gables, Fla.	W	11-2
1980	5/27+	Coral Gables, Fla.	W	10-1

Coral Gables: Miami leads, 4-0

## DREXEL

### MIAMI LEADS, 1-0

YEAR	DATE	SITE	W/L	SCORE
1998	3/25	Homestead, Fla.	W	8-6

Neutral Site: Miami leads, 1-0

## DUKE

### MIAMI LEADS, 33-7

YEAR	DATE	SITE	W/L	SCORE
1966	3/28	Coral Gables, Fla.	L	1-3 (10)
1966	3/29	Coral Gables, Fla.	L	4-5
1967	3/29	Coral Gables, Fla.	W	3-0
1967	4/1	Coral Gables, Fla.	W	8-4
1997	4/18	Coral Gables, Fla.	W	6-2
1997	4/19	Coral Gables, Fla.	W	9-5
1997	4/20	Coral Gables, Fla.	W	17-1
2005	3/11	Coral Gables, Fla.	W	14-3
2005	3/12	Coral Gables, Fla.	W	12-1
2005	3/13	Coral Gables, Fla.	W	6-1
2006	3/17	Durham, N.C.	W	3-0
2006	3/18	Durham, N.C.	W	4-3
2006	3/19	Durham, N.C.	W	7-1
2007	5/17	Coral Gables, Fla.	W	9-4
2007	5/18	Coral Gables, Fla.	W	5-1
2007	5/19	Coral Gables, Fla.	W	14-5
YEAR	DATE	SITE	W/L	SCORE
2008	3/28	Durham, N.C.	W	7-5 (10)
2008	3/29	Durham, N.C.	W	8-1
2009	3/13	Coral Gables, Fla.	W	5-4
2009	3/14	Coral Gables, Fla.	L	0-2
2009	3/15	Coral Gables, Fla.	W	7-6
2010	3/19	Durham, N.C.	W	3-1
2010	3/20	Durham, N.C.	W	11-3
2010	3/21	Durham, N.C.	W	7-6
2011	5/19	Coral Gables, Fla.	W	4-1
2011	5/20	Coral Gables, Fla.	L	0-2
2011	5/21	Coral Gables, Fla.	W	5-2
2012	5/16	Durham, N.C.	L	1-5
2012	5/17	Durham, N.C.	W	2-1
2012	5/18	Durham, N.C.	W	7-1
2013	3/9	Coral Gables, Fla.	L	2-4
2013	3/10	Coral Gables, Fla.	L	2-9
2013	3/11	Coral Gables, Fla.	W	5-3
2014	5/9	Durham, N.C.	W	6-1
2014	5/10	Durham, N.C.	W	9-1
2014	5/11	Durham, N.C.	W	4-3
2014	5/24%	Greensboro, N.C.	W	6-5 (12)
2015	4/3	Coral Gables, Fla.	W	4-3
2015	4/4	Coral Gables, Fla.	W	3-2
2015	4/5	Coral Gables, Fla.	W	10-0

Coral Gables: Miami leads, 19-6

Durham: Miami leads, 13-1

Neutral Site: Miami leads, 1-0

## EAST CAROLINA

### MIAMI LEADS, 3-2

YEAR	DATE	SITE	W/L	SCORE
1984	5/26+	Tallahassee, Fla.	W	6-4
1999	3/6	Coral Gables, Fla.	L	5-6
2001	3/16	Coral Gables, Fla.	W	14-13
2001	3/17	Coral Gables, Fla.	L	2-7
2001	3/18	Coral Gables, Fla.	W	8-4 (10)

Coral Gables: Tied, 2-2

Neutral Site: Miami leads, 1-0

**EASTERN ILLINOIS****MIAMI LEADS, 1-0**

YEAR	DATE	SITE	W/L	SCORE
1991	3/26	Coral Gables, Fla.	W	5-1

Coral Gables: Miami leads, 1-0

**EASTERN KENTUCKY****MIAMI LEADS, 2-1**

YEAR	DATE	SITE	W/L	SCORE
1991	4/19	Coral Gables, Fla.	W	6-2
1991	4/20	Coral Gables, Fla.	W	4-0
1991	4/21	Coral Gables, Fla.	L	2-3

Coral Gables: Miami leads, 7-3

**EASTERN MICHIGAN****MIAMI LEADS, 2-0**

YEAR	DATE	SITE	W/L	SCORE
2000	2/26	Homestead, Fla.	W	10-1
2000	2/27	Homestead, Fla.	W	9-1

Neutral Site: Miami leads, 2-0

**ECKERD****MIAMI LEADS, 8-4**

YEAR	DATE	SITE	W/L	SCORE
1975	4/25	Coral Gables, Fla.	W	3-1
1975	4/26	Coral Gables, Fla.	W	3-1
1976	4/9	Coral Gables, Fla.	W	2-0
1976	4/10	Coral Gables, Fla.	L	4-5
1977	4/29	Coral Gables, Fla.	W	13-4
1977	4/30	Coral Gables, Fla.	L	3-4
1981	4/13	Coral Gables, Fla.	W	7-2
1981	4/14	Coral Gables, Fla.	L	9-10
1982	4/1	Coral Gables, Fla.	L	9-11 (11)
1988	2/16	Coral Gables, Fla.	W	4-0
1989	5/2	Coral Gables, Fla.	W	7-6
1990	2/28	Coral Gables, Fla.	W	15-7

Coral Gables: Miami leads, 8-4

**ELON****MIAMI LEADS, 11-4**

YEAR	DATE	SITE	W/L	SCORE
1999	4/30	Coral Gables, Fla.	L	6-13
1999	5/1	Coral Gables, Fla.	W	11-0
1999	5/2	Coral Gables, Fla.	W	24-5
2001	2/16	Coral Gables, Fla.	W	4-2
2001	2/18	Coral Gables, Fla.	W	7-4
2001	2/16	Coral Gables, Fla.	W	10-9 (12)
2002	3/29	Coral Gables, Fla.	L	2-3
2002	3/30	Coral Gables, Fla.	L	8-11
2002	3/31	Coral Gables, Fla.	W	5-4
2004	3/5	Coral Gables, Fla.	W	6-3

YEAR	DATE	SITE	W/L	SCORE
2004	3/6	Coral Gables, Fla.	W	24-0
2004	3/7	Coral Gables, Fla.	W	6-5
2007	2/23	Coral Gables, Fla.	L	7-10
2007	2/24	Coral Gables, Fla.	W	17-4
2007	2/25	Coral Gables, Fla.	W	6-3

Coral Gables: Miami leads, 11-4

**FLORIDA****MIAMI LEADS, 127-114-1**

YEAR	DATE	SITE	W/L	SCORE
1940	4/9	Gainesville, Fla.	L	13-18
1947	4/4	Coral Gables, Fla.	W	1-0
1947	4/5	Coral Gables, Fla.	W	1-0 (10)
1948	5/7	Gainesville, Fla.	L	8-16
1948	5/8	Gainesville, Fla.	L	7-8
1949	4/8	Coral Gables, Fla.	L	4-17
1949	4/9	Coral Gables, Fla.	W	9-8
1949	5/13	Gainesville, Fla.	L	5-9
1949	5/14	Gainesville, Fla.	W	7-4
1950	4/7	Coral Gables, Fla.	L	2-3 (13)
1950	4/8	Coral Gables, Fla.	W	5-3
1950	5/1	Gainesville, Fla.	L	4-6
1950	5/2	Gainesville, Fla.	W	12-9
1951	4/30	Gainesville, Fla.	W	4-3 (10)
1951	5/1	Gainesville, Fla.	L	9-17
1952	4/11	Coral Gables, Fla.	L	1-4
1952	4/12	Coral Gables, Fla.	L	5-8
1952	5/5	Gainesville, Fla.	L	3-10
1952	5/6	Gainesville, Fla.	T	13-13
1954	3/12	Coral Gables, Fla.	L	7-9
1954	3/13	Coral Gables, Fla.	L	8-9
1955	3/28	Gainesville, Fla.	L	0-4
1955	3/29	Gainesville, Fla.	W	4-3
1956	4/2	Coral Gables, Fla.	L	3-6
1956	4/3	Coral Gables, Fla.	L	0-4
1957	3/16	Gainesville, Fla.	L	1-10
1957	3/16	Gainesville, Fla.	L	5-9
1958	3/28	Coral Gables, Fla.	W	3-1
1958	3/29	Coral Gables, Fla.	W	9-8 (11)
1960	4/1	Coral Gables, Fla.	L	3-9
1960	4/2	Coral Gables, Fla.	W	3-2
1961	4/24	Gainesville, Fla.	L	4-10
1961	4/25	Gainesville, Fla.	W	19-9
1962	3/9	Coral Gables, Fla.	W	14-10
1962	3/10	Coral Gables, Fla.	L	7-12
1963	5/13	Gainesville, Fla.	W	4-0
1963	5/14	Gainesville, Fla.	L	0-11
1964	3/13	Miami, Fla.	W	3-1
1964	3/14	Coral Gables, Fla.	W	2-1
1964	3/14	Coral Gables, Fla.	L	7-13
1965	3/26	Coral Gables, Fla.	L	0-2
1965	4/23	Gainesville, Fla.	W	2-1
1965	4/24	Gainesville, Fla.	L	3-7
1965	4/24	Gainesville, Fla.	W	3-0
1966	3/4	Coral Gables, Fla.	W	10-5
1966	3/5	Coral Gables, Fla.	L	3-4
1966	3/5	Coral Gables, Fla.	L	5-6
1966	4/22	Gainesville, Fla.	W	7-5 (11)
1966	4/23	Gainesville, Fla.	L	1-3
1967	4/8	Gainesville, Fla.	L	1-8
1967	4/8	Gainesville, Fla.	W	5-4





YEAR	DATE	SITE	W/L	SCORE	YEAR	DATE	SITE	W/L	SCORE
1967	5/12	Coral Gables, Fla.	W	8-1	1985	2/15	Coral Gables, Fla.	W	5-2
1967	5/13	Coral Gables, Fla.	L	10-11	1985	2/16	Coral Gables, Fla.	L	2-4
1968	3/1	Coral Gables, Fla.	W	2-1	1985	2/17	Coral Gables, Fla.	W	5-2
1968	3/2	Coral Gables, Fla.	W	1-0	1985	4/19	Gainesville, Fla.	W	11-0
1968	4/12	Gainesville, Fla.	W	5-4	1985	4/20	Gainesville, Fla.	W	6-4
1968	4/13	Gainesville, Fla.	W	9-5	1985	5/27+	Coral Gables, Fla.	L	1-8
1969	2/28	Coral Gables, Fla.	W	8-7 (12)	1985	5/28+	Coral Gables, Fla.	W	12-9
1969	3/1	Coral Gables, Fla.	W	5-3	1986	2/14	Coral Gables, Fla.	W	7-6
1969	4/25	Gainesville, Fla.	W	4-3	1986	2/15	Coral Gables, Fla.	W	7-6 (10)
1969	4/26	Gainesville, Fla.	L	3-7	1986	3/11	Gainesville, Fla.	W	6-5
1970	3/6	Coral Gables, Fla.	W	5-0	1986	3/12	Gainesville, Fla.	W	9-7
1970	3/7	Coral Gables, Fla.	W	5-4	1987	2/27	Coral Gables, Fla.	W	4-2
1970	4/27	Gainesville, Fla.	L	6-7 (13)	1987	2/28	Coral Gables, Fla.	W	12-4
1970	4/28	Gainesville, Fla.	L	3-9	1987	4/21	Gainesville, Fla.	L	2-3
1971	3/5	Coral Gables, Fla.	W	2-0	1987	4/22	Gainesville, Fla.	L	5-6
1971	3/6	Coral Gables, Fla.	W	7-5	1988	2/21	Gainesville, Fla.	L	2-3 (7)
1971	4/26	Gainesville, Fla.	W	13-5	1988	2/21	Gainesville, Fla.	W	9-7
1971	4/27	Gainesville, Fla.	W	1-0 (12)	1988	4/1	Coral Gables, Fla.	W	11-3
1972	3/3	Coral Gables, Fla.	W	18-6	1988	4/2	Coral Gables, Fla.	W	5-3
1972	3/4	Coral Gables, Fla.	L	3-6	1989	3/21	Coral Gables, Fla.	L	10-13
1972	4/17	Gainesville, Fla.	W	10-6	1989	3/22	Coral Gables, Fla.	W	4-0
1972	4/18	Gainesville, Fla.	L	3-6	1989	4/1	Gainesville, Fla.	L	1-7
1973	3/2	Coral Gables, Fla.	W	7-0	1989	4/2	Gainesville, Fla.	L	2-3
1973	3/3	Coral Gables, Fla.	W	11-1	1989	5/27+	Gainesville, Fla.	W	9-1
1973	4/9	Gainesville, Fla.	L	6-7	1990	2/24	Coral Gables, Fla.	L	4-5
1973	4/10	Gainesville, Fla.	L	4-5	1990	2/24	Coral Gables, Fla.	W	12-10
1974	3/1	Coral Gables, Fla.	W	4-3 (10)	1990	3/3	Gainesville, Fla.	W	6-3
1974	3/2	Coral Gables, Fla.	L	6-9 (12)	1990	3/4	Gainesville, Fla.	W	8-2
1974	4/8	Gainesville, Fla.	W	4-0	1991	2/23	Gainesville, Fla.	W	5-3
1974	4/9	Gainesville, Fla.	W	6-5	1991	2/24	Gainesville, Fla.	W	8-7
1975	3/7	Gainesville, Fla.	L	2-8	1991	2/26	Coral Gables, Fla.	W	4-2
1975	3/8	Gainesville, Fla.	L	1-2	1991	2/27	Coral Gables, Fla.	W	9-7 (10)
1975	5/3	Coral Gables, Fla.	W	6-1	1992	2/22	Gainesville, Fla.	L	3-7
1975	5/4	Coral Gables, Fla.	W	6-5	1992	2/23	Gainesville, Fla.	L	5-8
1976	3/1	Gainesville, Fla.	L	2-12	1992	3/6	Coral Gables, Fla.	W	7-1
1976	3/2	Gainesville, Fla.	L	6-9	1992	3/7	Coral Gables, Fla.	W	6-5
1977	2/25	Coral Gables, Fla.	L	6-9	1993	2/27	Gainesville, Fla.	L	2-3
1977	2/26	Coral Gables, Fla.	W	5-4	1993	2/28	Gainesville, Fla.	L	7-9
1978	2/25	Gainesville, Fla.	L	4-5	1993	3/12	Coral Gables, Fla.	W	7-1
1978	2/26	Gainesville, Fla.	L	3-4	1993	3/14	Coral Gables, Fla.	L	3-4 (10)
1979	3/3	Coral Gables, Fla.	W	8-2	1994	2/19	Gainesville, Fla.	L	0-5
1979	3/4	Coral Gables, Fla.	W	5-2	1994	2/20	Gainesville, Fla.	W	4-3 (10)
1980	2/16	Gainesville, Fla.	W	7-0	1994	3/11	Coral Gables, Fla.	W	4-3
1980	2/17	Gainesville, Fla.	W	5-0	1994	3/12	Coral Gables, Fla.	W	4-2
1981	2/20	Coral Gables, Fla.	W	8-5	1994	5/30+	Coral Gables, Fla.	W	10-6
1981	2/21	Coral Gables, Fla.	W	2-0	1995	2/4	Gainesville, Fla.	L	3-5
1981	5/6	Gainesville, Fla.	L	7-8	1995	2/5	Gainesville, Fla.	W	10-2
1981	5/7	Gainesville, Fla.	W	11-4	1995	2/17	Coral Gables, Fla.	W	5-4
1981	5/24+	Coral Gables, Fla.	W	8-6	1995	2/18	Coral Gables, Fla.	L	2-4
1982	2/13	Coral Gables, Fla.	W	7-3	1996	2/2	Coral Gables, Fla.	L	4-7
1982	2/14	Coral Gables, Fla.	W	6-2	1996	2/3	Coral Gables, Fla.	W	5-1
1982	4/18	Gainesville, Fla.	L	2-6	1996	2/24	Gainesville, Fla.	L	7-8
1982	4/19	Gainesville, Fla.	W	8-7 (11)	1996	2/25	Gainesville, Fla.	L	1-5
1983	3/8	Gainesville, Fla.	L	3-5	1997	2/15	Gainesville, Fla.	L	1-2
1983	3/9	Gainesville, Fla.	W	3-2	1997	2/16	Gainesville, Fla.	L	5-12
1983	2/20	Coral Gables, Fla.	W	5-1	1997	2/21	Coral Gables, Fla.	W	8-7
1983	2/20	Coral Gables, Fla.	L	1-4	1997	2/22	Coral Gables, Fla.	W	4-1
1984	2/3	Coral Gables, Fla.	L	7-9	1997	5/24+	Coral Gables, Fla.	W	6-5
1984	2/17	Coral Gables, Fla.	W	9-1	1998	2/7	Coral Gables, Fla.	W	11-8
1984	2/18	Coral Gables, Fla.	L	3-10	1998	2/8	Coral Gables, Fla.	W	17-11
1984	3/28	Gainesville, Fla.	L	6-7 (8)	1998	2/14	Gainesville, Fla.	L	5-19
1984	3/28	Gainesville, Fla.	W	8-6	1998	2/15	Gainesville, Fla.	L	10-14
1984	5/24+	Tallahassee, Fla.	W	6-5	1999	2/6	Gainesville, Fla.	L	4-7



YEAR	DATE	SITE	W/L	SCORE
1999	2/7	Gainesville, Fla.	L	12-14
1999	2/13	Coral Gables, Fla.	W	7-4
1999	2/14	Coral Gables, Fla.	W	10-3
2000	2/4	Coral Gables, Fla.	W	16-8
2000	2/5	Coral Gables, Fla.	W	17-1
2000	2/12	Gainesville, Fla.	L	3-4
2000	2/13	Gainesville, Fla.	L	11-20
2001	2/3	Gainesville, Fla.	W	14-5
2001	2/9	Coral Gables, Fla.	W	10-4
2001	2/10	Coral Gables, Fla.	W	8-7
2001	5/26 +	Coral Gables, Fla.	W	6-2
2002	2/8	Coral Gables, Fla.	L	9-12
2002	2/10	Coral Gables, Fla.	L	2-6
2002	6/1 +	Gainesville, Fla.	W	7-2
2002	6/2 +	Gainesville, Fla.	W	8-7
2003	2/14	Gainesville, Fla.	W	9-2
2003	2/15	Gainesville, Fla.	L	3-5
2003	6/1 +	Coral Gables, Fla.	L	5-10
2003	6/1 +	Coral Gables, Fla.	W	13-10
2004	2/13	Coral Gables, Fla.	L	0-3
2004	2/14	Coral Gables, Fla.	W	4-1
2004	2/15	Coral Gables, Fla.	W	19-5
2004	6/12§	Coral Gables, Fla.	W	8-7
2004	6/13§	Coral Gables, Fla.	W	3-1
2005	2/18	Gainesville, Fla.	W	9-7
2005	2/19	Gainesville, Fla.	L	1-2
2005	2/20	Gainesville, Fla.	L	11-14
2006	2/17	Coral Gables, Fla.	L	1-2
2006	2/18	Coral Gables, Fla.	L	1-4
2006	2/19	Coral Gables, Fla.	L	10-11
2007	2/16	Gainesville, Fla.	L	2-7
2007	2/17	Gainesville, Fla.	L	5-7
2007	2/18	Gainesville, Fla.	W	10-7
2008	2/29	Coral Gables, Fla.	W	8-4
2008	3/1	Coral Gables, Fla.	W	8-5
2008	3/2	Coral Gables, Fla.	L	2-6
2009	2/27	Gainesville, Fla.	W	8-5
2009	2/28	Gainesville, Fla.	W	2-1
2009	3/1	Gainesville, Fla.	W	16-2
2009	5/30 +	Gainesville, Fla.	L	2-8
2009	5/31 +	Gainesville, Fla.	L	5-16
2010	3/5	Coral Gables, Fla.	L	1-7
2010	3/6	Coral Gables, Fla.	W	9-6
2010	3/7	Coral Gables, Fla.	L	2-4
2010	6/11§	Gainesville, Fla.	L	2-7
2010	6/12§	Gainesville, Fla.	L	3-4 (10)
2011	3/4	Gainesville, Fla.	L	3-8
2011	3/5	Gainesville, Fla.	L	0-1
2011	3/6	Gainesville, Fla.	L	3-5
2011	6/4 +	Gainesville, Fla.	L	4-5
2011	6/5 +	Gainesville, Fla.	L	4-11
2012	3/2	Coral Gables, Fla.	L	5-7
2012	3/3	Coral Gables, Fla.	L	5-13
2012	3/4	Coral Gables, Fla.	L	5-8
2013	3/1	Gainesville, Fla.	W	3-2
2013	3/2	Gainesville, Fla.	L	4-6
2013	3/3	Gainesville, Fla.	L	3-6
2014	2/21	Coral Gables, Fla.	W	6-4
2014	2/22	Coral Gables, Fla.	W	5-2
2014	2/23	Coral Gables, Fla.	L	4-6
2015	2/20	Gainesville, Fla.	L	3-4
2015	2/21	Gainesville, Fla.	W	7-2
2015	2/22	Gainesville, Fla.	L	1-2

YEAR	DATE	SITE	W/L	SCORE
2015	6/13#	Omaha, Neb.	L	3-15
2015	6/17#	Omaha, Neb.	L	2-10

Coral Gables: Miami leads, 80-41

Gainesville: Florida leads, 70-47-1

Neutral Site: Florida leads, 2-1

## FLORIDA A&M

### MIAMI LEADS, 19-7

YEAR	DATE	SITE	W/L	SCORE
1968	3/9	Coral Gables, Fla.	W	6-5
1968	3/9	Coral Gables, Fla.	W	7-2
1968	4/17	Tallahassee, Fla.	W	3-0
1969	3/29	Coral Gables, Fla.	W	7-1
1970	5/11	Tallahassee, Fla.	W	8-7
1970	5/11	Tallahassee, Fla.	L	2-3
1971	4/8	Tallahassee, Fla.	W	1-0
1972	5/12	Tallahassee, Fla.	W	15-0
1972	5/13	Tallahassee, Fla.	W	7-1
1973	4/21	Tallahassee, Fla.	L	0-4
1973	4/21	Tallahassee, Fla.	L	2-3
1974	4/21	Tallahassee, Fla.	W	4-2
1974	4/21	Tallahassee, Fla.	L	5-8
1978	2/27	Coral Gables, Fla.	W	5-2
1978	2/28	Coral Gables, Fla.	W	13-2
1979	3/1	Coral Gables, Fla.	W	17-0
1979	3/2	Coral Gables, Fla.	W	14-0
1979	4/13	Tallahassee, Fla.	L	0-5
1979	4/13	Tallahassee, Fla.	W	1-0 (11)
1980	3/26	Coral Gables, Fla.	W	11-4
1980	3/27	Coral Gables, Fla.	W	20-1 (7)
1980	5/6	Tallahassee, Fla.	L	3-4 (10)
1980	5/7	Tallahassee, Fla.	W	13-6
1981	4/5	Coral Gables, Fla.	W	21-3
1981	5/5	Tallahassee, Fla.	L	1-2
1981	5/5	Tallahassee, Fla.	W	3-2 (11)

Coral Gables: Miami leads, 10-0

Tallahassee: Miami leads, 9-7

## FLORIDA ATLANTIC

### MIAMI LEADS, 57-13

YEAR	DATE	SITE	W/L	SCORE
1982	3/5	Coral Gables, Fla.	W	18-4
1982	5/6	Coral Gables, Fla.	W	4-3
1983	2/9	Coral Gables, Fla.	L	8-9
1983	4/13	Coral Gables, Fla.	W	13-5
1983	4/21	Pompano Beach, Fla.	W	4-2
1983	4/27	Coral Gables, Fla.	W	6-2
1984	2/7	Coral Gables, Fla.	L	10-11
1984	4/17	Coral Gables, Fla.	L	7-8
1984	4/24	Coral Gables, Fla.	W	6-5
1985	4/3	Coral Gables, Fla.	W	6-2
1985	4/24	Coral Gables, Fla.	W	11-3
1986	4/29	Coral Gables, Fla.	W	6-3
1987	4/17	Coral Gables, Fla.	W	19-9
1988	4/13	Coral Gables, Fla.	W	12-3
1989	4/14	Coral Gables, Fla.	W	14-0
1989	4/15	Coral Gables, Fla.	W	14-0



YEAR	DATE	SITE	W/L	SCORE
1990	4/28	Coral Gables, Fla.	W	11-3
1991	4/5	Coral Gables, Fla.	W	8-7
1992	4/21	Coral Gables, Fla.	W	14-2
1993	4/2	Coral Gables, Fla.	L	0-2
1993	4/3	Coral Gables, Fla.	W	3-0
1993	5/4	Coral Gables, Fla.	W	3-2 (10)
1994	3/13	Boca Raton, Fla.	W	7-4
1994	4/12	Coral Gables, Fla.	W	7-3
1995	2/1	Coral Gables, Fla.	W	5-2
1995	2/15	Coral Gables, Fla.	W	10-1
1995	3/1	Coral Gables, Fla.	W	16-6
1995	3/22	Boca Raton, Fla.	W	5-3
1996	2/21	Coral Gables, Fla.	W	12-3
1996	5/8	Coral Gables, Fla.	W	10-2
1997	4/23	Coral Gables, Fla.	W	12-6
1997	4/30	Coral Gables, Fla.	W	13-8
1998	4/15	Coral Gables, Fla.	W	4-2
1998	4/22	Coral Gables, Fla.	W	23-3
1999	2/17	Coral Gables, Fla.	W	3-1
1999	5/30+	Coral Gables, Fla.	W	3-2
2000	2/9	Coral Gables, Fla.	L	2-7
2000	5/27+	Coral Gables, Fla.	W	11-5
2001	1/25	Coral Gables, Fla.	W	9-3
2001	1/26	Boca Raton, Fla.	L	10-11
2001	1/27	Coral Gables, Fla.	W	4-2
2002	4/24	Coral Gables, Fla.	W	6-5
2003	4/2	Coral Gables, Fla.	L	3-5
2003	5/31+	Coral Gables, Fla.	W	1-0
2004	5/19	Coral Gables, Fla.	W	13-3
2004	6/6+	Coral Gables, Fla.	W	19-6
2008	4/1	Coral Gables, Fla.	W	16-7
2008	4/9	Coral Gables, Fla.	L	3-6
2008	4/16	Boca Raton, Fla.	W	12-10
2009	3/25	Boca Raton, Fla.	W	13-6
2009	4/7	Coral Gables, Fla.	W	12-8
2009	4/14	Coral Gables, Fla.	W	3-1
2010	3/31	Coral Gables, Fla.	W	12-5
2010	4/6	Coral Gables, Fla.	W	8-5
2010	4/7	Boca Raton, Fla.	W	11-0
2011	2/23	Boca Raton, Fla.	L	4-7
2011	3/15	Coral Gables, Fla.	W	7-3
2011	5/17	Coral Gables, Fla.	L	4-7
2012	2/29	Coral Gables, Fla.	W	10-5
2012	3/21	Boca Raton, Fla.	W	8-5
2012	2/24	Coral Gables, Fla.	W	3-1
2013	2/20	Boca Raton, Fla.	W	5-4 (11)
2013	3/27	Coral Gables, Fla.	L	1-6
2013	4/24	Coral Gables, Fla.	W	6-4
2014	2/19	Coral Gables, Fla.	L	2-5
2014	4/16	Coral Gables, Fla.	W	2-1
2014	4/23	Boca Raton, Fla.	W	10-9
2015	2/18	Boca Raton, Fla.	L	3-5
2015	4/8	Coral Gables, Fla.	W	4-3 (10)
2015	5/12	Coral Gables, Fla.	W	14-6

Coral Gables: Miami leads, 48-10  
Boca Raton: Miami leads, 8-3  
Neutral Site: Miami leads, 1-0

## FLORIDA GULF COAST

### MIAMI LEADS, 13-2

YEAR	DATE	SITE	W/L	SCORE
2008	4/8	Coral Gables, Fla.	W	4-2 (11)
2009	4/22	Coral Gables, Fla.	W	13-7
2010	4/14	Fort Myers, Fla.	W	9-0
2010	5/18	Coral Gables, Fla.	W	5-4
2011	3/23	Coral Gables, Fla.	W	5-2
2011	3/29	Coral Gables, Fla.	W	13-2
2011	4/6	Fort Myers, Fla.	W	8-1
2012	2/22	Fort Myers, Fla.	W	3-0
2012	4/11	Coral Gables, Fla.	L	2-4
2014	3/19	Fort Myers, Fla.	W	5-2 (10)
2014	3/26	Coral Gables, Fla.	W	4-0
2014	5/7	Coral Gables, Fla.	W	7-3
2015	3/4	Coral Gables, Fla.	W	7-3
2015	3/10	Fort Myers, Fla.	W	15-4
2015	3/25	Coral Gables, Fla.	L	1-8

Coral Gables: Miami leads, 8-2  
Fort Myers: Miami leads, 5-0

## FIU

### MIAMI LEADS, 92-24

YEAR	DATE	SITE	W/L	SCORE
1973	3/14	Coral Gables, Fla.	L	1-3
1973	4/4	Coral Gables, Fla.	W	14-2
1973	4/11	Coral Gables, Fla.	W	10-1
1973	4/23	Coral Gables, Fla.	W	5-3
1974	4/3	Coral Gables, Fla.	W	9-4
1974	4/4	Coral Gables, Fla.	W	5-1
1974	4/23	Miami, Fla.	W	6-2
1975	3/11	Miami, Fla.	W	16-3
1975	4/1	Coral Gables, Fla.	W	8-6
1975	4/8	Coral Gables, Fla.	W	3-2
1975	4/22	Miami, Fla.	W	9-3
1976	4/14	Miami, Fla.	W	11-1
1976	4/20	Miami, Fla.	L	11-12
1976	4/27	Coral Gables, Fla.	W	15-5
1976	4/29	Coral Gables, Fla.	L	6-7
1977	3/1	Coral Gables, Fla.	W	3-2
1977	3/29	Miami, Fla.	W	12-5
1977	5/4	Miami, Fla.	W	7-6
1978	5/3	Coral Gables, Fla.	W	3-2 (13)
1978	4/18	Miami, Fla.	W	10-6
1979	2/23	Coral Gables, Fla.	W	11-3
1979	2/24	Coral Gables, Fla.	W	12-4
1980	4/8	Miami, Fla.	W	10-2
1980	4/22	Coral Gables, Fla.	L	4-6
1980	4/29	Coral Gables, Fla.	W	13-6
1981	4/17	Coral Gables, Fla.	W	4-2
1981	4/24	Coral Gables, Fla.	W	8-7
1981	5/8	Coral Gables, Fla.	W	4-0
1981	5/11	Miami, Fla.	W	8-5
1982	3/3	Coral Gables, Fla.	L	6-10
1982	3/31	Coral Gables, Fla.	L	1-2
1982	4/4	Miami, Fla.	W	13-12 (13)
1982	4/11	Miami, Fla.	L	0-5
1982	4/30	Coral Gables, Fla.	W	6-2
1983	3/3	Miami, Fla.	W	8-4



YEAR	DATE	SITE	W/L	SCORE	YEAR	DATE	SITE	W/L	SCORE
1983	4/12	Coral Gables, Fla.	W	8-6	2002	2/6	Miami, Fla.	L	2-6
1983	4/19	Coral Gables, Fla.	W	7-2	2002	2/22	Homestead, Fla.	W	6-2
1983	4/26	Miami, Fla.	W	8-4	2002	5/2	Coral Gables, Fla.	L	7-9
1983	5/4	Coral Gables, Fla.	W	16-5	2002	5/31 +	Gainesville, Fla.	W	9-1
1984	4/10	Coral Gables, Fla.	W	6-2	2003	2/5	Coral Gables, Fla.	W	12-7
1984	4/11	Miami, Fla.	W	8-5	2003	4/16	Miami, Fla.	W	6-4
1984	5/9	Miami, Fla.	W	5-0	2004	2/26	Miami, Fla.	L	7-11
1984	5/11	Coral Gables, Fla.	W	5-2	2004	2/27	Homestead, Fla.	W	9-7
1984	5/12	Coral Gables, Fla.	W	8-3	2004	3/24	Coral Gables, Fla.	L	4-5
1985	4/10	Coral Gables, Fla.	W	6-3	2005	2/1	Coral Gables, Fla.	W	7-0
1985	4/17	Miami, Fla.	W	4-3	2005	3/23	Miami, Fla.	W	11-3
1986	2/25	Coral Gables, Fla.	W	6-0	2006	1/28	Coral Gables, Fla.	W	17-3
1986	2/27	Miami, Fla.	W	5-3 (11)	2006	1/29	Miami, Fla.	W	5-0
1986	4/16	Miami, Fla.	L	8-9 (13)	2007	4/4	Coral Gables, Fla.	W	10-9
1987	4/3	Coral Gables, Fla.	W	7-4	2007	4/11	Miami, Fla.	W	11-7
1987	4/4	Coral Gables, Fla.	W	12-1	2008	4/2	Miami, Fla.	W	13-2
1987	4/5	Miami, Fla.	L	6-7 (12)	2008	4/23	Coral Gables, Fla.	L	3-6
1987	4/28	Coral Gables, Fla.	W	12-3	2015	5/29 +	Coral Gables, Fla.	W	6-2
1988	4/6	Miami, Fla.	W	4-2					
1988	4/22	Coral Gables, Fla.	W	8-3					
1988	4/23	Coral Gables, Fla.	L	1-2					
1989	4/21	Coral Gables, Fla.	W	5-2					
1989	4/22	Coral Gables, Fla.	W	7-2					
1989	4/23	Miami, Fla.	W	9-6					
1990	4/20	Coral Gables, Fla.	W	16-6					
1990	4/21	Coral Gables, Fla.	W	6-5					
1990	4/22	Miami, Fla.	W	7-1					
1991	4/26	Coral Gables, Fla.	L	2-5					
1991	4/27	Coral Gables, Fla.	W	12-1					
1991	4/28	Miami, Fla.	W	8-0					
1992	2/13	Coral Gables, Fla.	W	6-1					
1992	2/14	Coral Gables, Fla.	W	22-1					
1992	2/16	Coral Gables, Fla.	W	7-1					
1993	2/17	Coral Gables, Fla.	W	4-3					
1993	4/6	Coral Gables, Fla.	W	7-3					
1993	4/13	Coral Gables, Fla.	W	9-2					
1994	2/8	Coral Gables, Fla.	W	11-4					
1994	2/15	Coral Gables, Fla.	W	4-0					
1994	3/3	Coral Gables, Fla.	W	3-0					
1994	5/10	Coral Gables, Fla.	L	5-6					
1995	2/21	Coral Gables, Fla.	W	7-4					
1995	4/4	Homestead, Fla.	L	2-4					
1996	3/21	Coral Gables, Fla.	W	13-6					
1996	3/22	Coral Gables, Fla.	W	5-3					
1996	3/23	Coral Gables, Fla.	W	5-4					
1996	3/24	Coral Gables, Fla.	L	5-6					
1997	3/6	Coral Gables, Fla.	W	5-0					
1997	3/7	Coral Gables, Fla.	W	3-4					
1997	3/8	Coral Gables, Fla.	L	10-3					
1997	3/9	Coral Gables, Fla.	W	9-0					
1997	5/23 +	Coral Gables, Fla.	W	5-2					
1998	2/11	Coral Gables, Fla.	W	2-1					
1998	3/7	Coral Gables, Fla.	W	12-0					
1999	2/10	Miami, Fla.	L	3-4					
1999	5/4	Coral Gables, Fla.	L	7-12					
1999	5/29 +	Coral Gables, Fla.	W	6-4					
2000	3/1	Coral Gables, Fla.	L	6-7					
2000	3/28	Homestead, Fla.	W	5-2					
2000	5/28 +	Coral Gables, Fla.	W	14-4					
2001	2/7	Miami, Fla.	W	4-3					
2001	2/21	Coral Gables, Fla.	L	10-17					
2001	2/23	Homestead, Fla.	W	10-2					
2001	2/24	Homestead, Fla.	W	2-0					

Coral Gables: Miami leads, 60-16

Miami: Miami leads, 26-7

Neutral Site: Miami leads, 6-1

## FLORIDA SOUTHERN

### MIAMI LEADS, 58-24

YEAR	DATE	SITE	W/L	SCORE
1947	4/9	Lakeland, Fla.	W	5-3
1947	4/10	Lakeland, Fla.	W	4-1
1947	5/10	Coral Gables, Fla.	W	4-1
1947	5/10	Coral Gables, Fla.	W	3-0
1948	4/23	Lakeland, Fla.	W	6-5 (10)
1948	4/24	Lakeland, Fla.	L	4-8
1948	5/14	Coral Gables, Fla.	W	3-1
1948	5/15	Coral Gables, Fla.	L	2-4
1949	4/1	Coral Gables, Fla.	W	12-2
1949	4/2	Coral Gables, Fla.	W	11-8
1949	4/11	Lakeland, Fla.	L	2-8
1949	4/12	Lakeland, Fla.	W	2-0
1950	4/21	Coral Gables, Fla.	W	7-2
1950	4/22	Coral Gables, Fla.	W	12-2
1950	5/9	Lakeland, Fla.	L	3-4 (13)
1951	5/14	Coral Gables, Fla.	W	7-1
1951	5/15	Coral Gables, Fla.	W	5-0
1954	4/1	Coral Gables, Fla.	W	8-6
1954	4/2	Coral Gables, Fla.	W	11-2
1955	4/18	Lakeland, Fla.	W	3-1
1955	4/19	Lakeland, Fla.	W	6-0
1955	4/29	Coral Gables, Fla.	W	5-4
1955	4/30	Coral Gables, Fla.	W	9-2
1956	4/6	Coral Gables, Fla.	W	4-2
1956	4/7	Coral Gables, Fla.	W	12-5
1956	4/23	Lakeland, Fla.	W	4-2
1956	4/24	Lakeland, Fla.	W	7-1
1957	4/5	Coral Gables, Fla.	W	10-7
1957	4/6	Coral Gables, Fla.	W	8-2
1957	4/19	Lakeland, Fla.	W	11-1
1957	4/20	Lakeland, Fla.	L	2-6
1958	3/14	Lakeland, Fla.	L	4-5 (10)
1958	3/15	Lakeland, Fla.	L	3-7
1958	4/5	Coral Gables, Fla.	W	7-2



YEAR	DATE	SITE	W/L	SCORE	YEAR	DATE	SITE	W/L	SCORE
1958	4/5	Coral Gables, Fla.	W	4-3	1956	4/27	Tallahassee, Fla.	L	5-13
1959	4/22	Lakeland, Fla.	W	6-5	1956	4/28	Tallahassee, Fla.	L	0-2
1959	5/1	Coral Gables, Fla.	W	4-2	1957	4/16	Tallahassee, Fla.	L	3-15
1959	5/2	Coral Gables, Fla.	W	2-0 (10)	1957	4/17	Tallahassee, Fla.	L	3-21
1960	4/9	Lakeland, Fla.	W	12-1	1957	4/30	Coral Gables, Fla.	L	3-15
1960	4/30	Coral Gables, Fla.	W	21-0	1957	4/30	Coral Gables, Fla.	W	2-1
1961	4/11	Lakeland, Fla.	L	3-5	1958	4/18	Tallahassee, Fla.	L	0-18
1961	4/22	Coral Gables, Fla.	W	7-2	1958	4/19	Tallahassee, Fla.	W	12-7
1962	4/6	Lakeland, Fla.	L	4-9	1958	5/5	Coral Gables, Fla.	L	2-9
1963	4/12	Coral Gables, Fla.	W	9-0	1958	5/6	Coral Gables, Fla.	L	1-6
1963	4/13	Coral Gables, Fla.	L	6-8	1960	3/14	Coral Gables, Fla.	L	3-6
1963	4/13	Coral Gables, Fla.	W	3-1	1960	3/15	Coral Gables, Fla.	L	6-10
1964	4/17	Lakeland, Fla.	W	2-1	1960	5/13	Tallahassee, Fla.	L	3-16
1964	4/18	Lakeland, Fla.	L	0-3	1960	5/14	Tallahassee, Fla.	L	5-9
1964	4/18	Lakeland, Fla.	W	4-1	1961	4/17	Coral Gables, Fla.	L	0-2
1965	4/30	Coral Gables, Fla.	L	2-3	1961	4/18	Coral Gables, Fla.	L	6-14
1965	5/1	Coral Gables, Fla.	L	0-5	1962	4/16	Tallahassee, Fla.	W	6-4
1965	5/1	Coral Gables, Fla.	W	9-1	1962	4/17	Tallahassee, Fla.	L	8-9 (10)
1966	3/14	Lakeland, Fla.	W	10-4	1963	4/1	Coral Gables, Fla.	L	1-2
1966	3/14	Lakeland, Fla.	L	0-2	1963	4/2	Coral Gables, Fla.	W	4-1
1967	3/11	Coral Gables, Fla.	W	6-3	1965	3/12	Coral Gables, Fla.	L	4-7
1967	3/11	Coral Gables, Fla.	L	7-13	1965	3/13	Coral Gables, Fla.	L	4-9
1968	3/16	Lakeland, Fla.	L	2-6	1965	3/13	Coral Gables, Fla.	T	9-9
1968	3/16	Lakeland, Fla.	L	2-3	1966	4/8	Tallahassee, Fla.	W	6-1
1969	3/10	Coral Gables, Fla.	L	2-5	1966	4/9	Tallahassee, Fla.	L	2-10
1969	3/11	Coral Gables, Fla.	W	15-5	1967	3/3	Coral Gables, Fla.	L	4-9
1970	4/10	Lakeland, Fla.	W	8-7 (10)	1967	3/4	Coral Gables, Fla.	L	5-6
1970	4/11	Lakeland, Fla.	L	2-3	1968	4/19	Tallahassee, Fla.	L	1-4
1971	3/15	Coral Gables, Fla.	W	5-1	1968	4/20	Tallahassee, Fla.	L	6-7
1971	3/16	Coral Gables, Fla.	L	5-8	1969	3/7	Coral Gables, Fla.	L	2-6
1972	4/28	Lakeland, Fla.	L	0-1	1969	3/8	Coral Gables, Fla.	L	0-5
1972	4/29	Lakeland, Fla.	L	4-5	1970	3/21	Tallahassee, Fla.	L	1-10
1973	4/13	Coral Gables, Fla.	W	4-2	1970	3/22	Tallahassee, Fla.	L	3-8
1973	4/14	Coral Gables, Fla.	L	0-5	1970	5/8	Tallahassee, Fla.	L	4-11
1974	3/8	Lakeland, Fla.	L	0-1 (10)	1970	5/9	Tallahassee, Fla.	L	2-6
1974	3/9	Lakeland, Fla.	W	3-2	1971	3/20	Coral Gables, Fla.	L	4-5 (10)
1975	4/23	Coral Gables, Fla.	W	3-2 (10)	1971	3/21	Coral Gables, Fla.	W	5-4 (10)
1975	4/24	Coral Gables, Fla.	W	5-4	1971	4/9	Tallahassee, Fla.	L	5-7
1976	3/3	Lakeland, Fla.	W	6-3	1971	4/10	Tallahassee, Fla.	W	7-4
1977	3/5	Coral Gables, Fla.	W	6-5 (12)	1972	3/19	Coral Gables, Fla.	L	4-7
1986	2/28	Coral Gables, Fla.	W	5-4	1972	5/10	Tallahassee, Fla.	W	5-4
1986	3/1	Coral Gables, Fla.	W	9-7	1972	5/11	Tallahassee, Fla.	W	4-3
1987	4/7	Coral Gables, Fla.	W	6-5	1972	5/11	Tallahassee, Fla.	L	3-4 (10)
1994	4/19	Coral Gables, Fla.	W	7-6 (11)	1973	2/16	Coral Gables, Fla.	W	5-1
1994	4/20	Coral Gables, Fla.	W	5-1	1973	3/24	Coral Gables, Fla.	L	6-7
2001	5/11	Coral Gables, Fla.	W	12-4	1973	3/25	Coral Gables, Fla.	L	2-8
2001	5/12	Coral Gables, Fla.	W	16-3	1973	4/19	Tallahassee, Fla.	W	10-1
2001	5/13	Coral Gables, Fla.	W	5-4	1973	4/20	Tallahassee, Fla.	L	1-4
					1974	3/16	Coral Gables, Fla.	W	3-2
					1974	3/17	Coral Gables, Fla.	W	4-3
					1974	4/18	Tallahassee, Fla.	L	1-2
					1974	4/18	Tallahassee, Fla.	L	4-7
					1974	4/20	Tallahassee, Fla.	W	17-3
					1975	3/25	Coral Gables, Fla.	L	0-3
					1975	3/26	Coral Gables, Fla.	W	2-0
					1975	3/26	Coral Gables, Fla.	L	7-10
					1975	4/4	Tallahassee, Fla.	L	0-8
					1975	4/5	Tallahassee, Fla.	L	2-5
					1975	5/23+	Starkville, Miss.	L	0-1
					1975	5/24+	Starkville, Miss.	L	5-6
					1976	2/23	Coral Gables, Fla.	L	1-5
					1976	5/5	Tallahassee, Fla.	W	6-1
					1976	5/6	Tallahassee, Fla.	W	9-7

Coral Gables: Miami leads, 41-8

Lakeland: Miami leads, 17-16

## FLORIDA STATE

### FLORIDA STATE LEADS 147-126-4

YEAR	DATE	SITE	W/L	SCORE
1951	3/22	Coral Gables, Fla.	W	11-2
1951	3/23	Coral Gables, Fla.	L	4-13
1952	4/4	Tallahassee, Fla.	L	1-3
1952	4/5	Tallahassee, Fla.	L	0-7
1955	4/15	Coral Gables, Fla.	L	3-4
1955	4/16	Coral Gables, Fla.	W	5-4





## 2016 MIAMI HURRICANES BASEBALL MEDIA GUIDE

@CANESBASEBALL

YEAR	DATE	SITE	W/L	SCORE	YEAR	DATE	SITE	W/L	SCORE
1976	5/6	Tallahassee, Fla.	L	4-20	1987	5/22+	Tallahassee, Fla.	L	2-5
1977	4/19	Tallahassee, Fla.	L	10-14	1988	4/8	Tallahassee, Fla.	W	8-3
1977	4/20	Tallahassee, Fla.	W	10-4	1988	4/9	Tallahassee, Fla.	L	8-20
1977	4/25	Coral Gables, Fla.	W	12-10	1988	4/10	Tallahassee, Fla.	T	5-5 (8)
1977	4/26	Coral Gables, Fla.	W	12-3	1988	5/6	Coral Gables, Fla.	L	5-6
1977	4/26	Coral Gables, Fla.	W	10-2	1988	5/7	Coral Gables, Fla.	W	9-7
1978	5/20+	Coral Gables, Fla.	W	7-2	1988	5/8	Coral Gables, Fla.	L	3-6
1979	3/30	Coral Gables, Fla.	W	4-3	1989	4/7	Tallahassee, Fla.	L	0-3
1979	3/31	Coral Gables, Fla.	W	5-3	1989	4/8	Tallahassee, Fla.	W	8-1
1979	4/11	Tallahassee, Fla.	L	2-9	1989	4/9	Tallahassee, Fla.	L	3-11
1979	4/12	Tallahassee, Fla.	L	2-3 (11)	1989	5/5	Coral Gables, Fla.	W	11-2
1980	2/22	Coral Gables, Fla.	W	10-0	1989	5/6	Coral Gables, Fla.	W	8-2
1980	2/23	Coral Gables, Fla.	W	4-3	1989	5/7	Coral Gables, Fla.	L	4-8
1980	2/24	Coral Gables, Fla.	L	8-9	1990	4/13	Tallahassee, Fla.	L	3-7
1980	5/3	Tallahassee, Fla.	W	10-6	1990	4/14	Tallahassee, Fla.	W	8-5
1980	5/4	Tallahassee, Fla.	L	5-7	1990	4/15	Tallahassee, Fla.	W	8-3
1980	5/5	Tallahassee, Fla.	W	7-5	1990	5/4	Coral Gables, Fla.	W	7-3
1981	3/6	Coral Gables, Fla.	W	10-8	1990	5/5	Coral Gables, Fla.	L	2-6
1981	3/7	Coral Gables, Fla.	W	19-4	1990	5/6	Coral Gables, Fla.	L	4-8
1981	3/8	Coral Gables, Fla.	W	3-2	1991	4/12	Tallahassee, Fla.	L	2-7
1981	5/2	Tallahassee, Fla.	L	4-5	1991	4/13	Tallahassee, Fla.	L	4-12
1981	5/3	Tallahassee, Fla.	W	4-3	1991	4/14	Tallahassee, Fla.	L	5-8
1981	5/4	Tallahassee, Fla.	W	14-6	1991	5/3	Coral Gables, Fla.	L	2-3
1981	5/23+	Coral Gables, Fla.	W	4-3 (10)	1991	5/4	Coral Gables, Fla.	L	1-4
1982	3/26	Tallahassee, Fla.	W	6-5 (10)	1991	5/5	Coral Gables, Fla.	W	8-6
1982	3/27	Tallahassee, Fla.	L	3-5	1992	4/10	Tallahassee, Fla.	W	10-6
1982	3/28	Tallahassee, Fla.	L	3-9	1992	4/11	Tallahassee, Fla.	W	6-3
1982	5/7	Coral Gables, Fla.	W	11-5	1992	4/12	Tallahassee, Fla.	W	6-5
1982	5/8	Coral Gables, Fla.	L	2-9	1992	4/24	Coral Gables, Fla.	W	7-3
1982	5/9	Coral Gables, Fla.	T	7-7 (5)	1992	4/25	Coral Gables, Fla.	W	5-4
1982	2/25	Coral Gables, Fla.	W	9-0	1992	4/26	Coral Gables, Fla.	L	2-3
1983	2/26	Coral Gables, Fla.	W	4-2	1993	4/9	Tallahassee, Fla.	L	0-7
1983	4/15	Tallahassee, Fla.	L	5-6	1993	4/10	Tallahassee, Fla.	L	1-8
1983	4/16	Tallahassee, Fla.	L	3-4	1993	4/11	Tallahassee, Fla.	L	2-6
1983	4/17	Tallahassee, Fla.	L	0-5	1993	4/23	Coral Gables, Fla.	L	0-1
1983	5/29+	Tallahassee, Fla.	W	10-5	1993	4/24	Coral Gables, Fla.	W	14-13 (10)
1984	2/4	Coral Gables, Fla.	W	10-4	1993	4/25	Coral Gables, Fla.	W	4-3 (12)
1984	2/24	Coral Gables, Fla.	W	7-0	1994	4/8	Tallahassee, Fla.	L	3-6
1984	2/25	Coral Gables, Fla.	W	14-5	1994	4/9	Tallahassee, Fla.	W	5-1
1984	2/26	Coral Gables, Fla.	L	6-7	1994	4/10	Tallahassee, Fla.	W	2-1
1984	4/13	Tallahassee, Fla.	L	2-3	1994	4/15	Coral Gables, Fla.	L	1-6
1984	4/14	Tallahassee, Fla.	W	4-3	1994	4/16	Coral Gables, Fla.	W	8-0
1984	4/15	Tallahassee, Fla.	L	4-5 (11)	1994	4/17	Coral Gables, Fla.	L	2-7
1985	2/22	Coral Gables, Fla.	L	2-5	1995	4/7	Tallahassee, Fla.	L	1-9
1985	2/23	Coral Gables, Fla.	W	15-4	1995	4/8	Tallahassee, Fla.	W	6-5
1985	2/24	Coral Gables, Fla.	W	6-5 (10)	1995	4/9	Tallahassee, Fla.	L	2-3
1985	4/12	Tallahassee, Fla.	W	3-2	1995	4/14	Coral Gables, Fla.	L	6-9
1985	4/13	Tallahassee, Fla.	L	5-13	1995	4/15	Coral Gables, Fla.	L	1-10
1985	4/14	Tallahassee, Fla.	W	8-5	1995	4/16	Coral Gables, Fla.	W	3-2
1986	4/11	Tallahassee, Fla.	L	1-6	1995	6/4#	Omaha, Neb.	W	4-2
1986	4/12	Tallahassee, Fla.	W	4-3	1996	4/5	Tallahassee, Fla.	L	2-13
1986	4/13	Tallahassee, Fla.	L	3-8	1996	4/6	Tallahassee, Fla.	W	13-2
1986	5/2	Coral Gables, Fla.	W	11-10	1996	4/7	Tallahassee, Fla.	L	1-15
1986	5/3	Coral Gables, Fla.	L	6-14	1996	4/12	Coral Gables, Fla.	W	6-2
1986	5/4	Coral Gables, Fla.	W	7-5	1996	4/13	Coral Gables, Fla.	W	9-8
1986	6/3#	Omaha, Neb.	L	2-7	1996	4/14	Coral Gables, Fla.	W	7-4
1986	6/8#	Omaha, Neb.	L	3-4	1997	4/11	Tallahassee, Fla.	W	9-5
1987	4/10	Tallahassee, Fla.	L	3-14	1997	4/12	Tallahassee, Fla.	W	8-5
1987	4/11	Tallahassee, Fla.	W	11-6	1997	4/13	Tallahassee, Fla.	L	7-8
1987	4/12	Tallahassee, Fla.	W	11-10 (11)	1997	5/2	Coral Gables, Fla.	W	9-1
1987	5/1	Coral Gables, Fla.	W	4-3	1997	5/3	Coral Gables, Fla.	W	7-6
1987	5/2	Coral Gables, Fla.	L	4-6	1997	5/4	Coral Gables, Fla.	L	3-7
1987	5/3	Coral Gables, Fla.	L	6-8	1998	4/3	Tallahassee, Fla.	W	9-4



YEAR	DATE	SITE	W/L	SCORE	YEAR	DATE	SITE	W/L	SCORE
1998	4/4	Tallahassee, Fla.	W	8-2	2010	4/23	Tallahassee, Fla.	W	6-5
1998	4/5	Tallahassee, Fla.	W	9-6	2010	4/24	Tallahassee, Fla.	L	7-8
1998	5/1	Coral Gables, Fla.	W	7-1	2010	4/25	Tallahassee, Fla.	L	6-7
1998	5/2	Coral Gables, Fla.	L	5-11	2010	5/26%	Greensboro, N.C.	W	9-3
1998	5/3	Coral Gables, Fla.	L	4-5	2011	4/29	Coral Gables, Fla.	L	5-6
1999	4/16	Tallahassee, Fla.	L	2-8	2011	4/30	Coral Gables, Fla.	L	0-2
1999	4/17	Tallahassee, Fla.	W	4-3	2011	5/1	Coral Gables, Fla.	W	5-1
1999	4/18	Tallahassee, Fla.	W	8-7	2012	4/20	Tallahassee, Fla.	L	2-11
1999	4/23	Coral Gables, Fla.	W	8-7	2012	4/21	Tallahassee, Fla.	L	1-6
1999	4/24	Coral Gables, Fla.	W	9-4	2012	4/22	Tallahassee, Fla.	L	7-8
1999	4/25	Coral Gables, Fla.	W	9-8	2013	4/5	Coral Gables, Fla.	L	2-4
1999	6/19#	Omaha, Neb.	W	6-5	2013	4/6	Coral Gables, Fla.	W	6-0
2000	4/7	Tallahassee, Fla.	L	13-14 (17)	2013	4/7	Coral Gables, Fla.	L	1-5
2000	4/8	Tallahassee, Fla.	L	2-12	2014	2/28	Tallahassee, Fla.	W	3-1
2000	4/9	Tallahassee, Fla.	L	4-5	2014	3/1	Tallahassee, Fla.	L	2-10
2000	4/14	Coral Gables, Fla.	W	7-3	2014	3/2	Tallahassee, Fla.	L	6-13
2000	4/15	Coral Gables, Fla.	W	7-3	2015	4/24	Coral Gables, Fla.	L	7-8 (17)
2000	4/16	Coral Gables, Fla.	L	3-14	2015	4/25	Coral Gables, Fla.	L	5-15
2000	6/2\$	Tallahassee, Fla.	L	2-9	2015	4/26	Coral Gables, Fla.	W	12-0
2000	6/3\$	Tallahassee, Fla.	W	7-5					
2000	6/4\$	Tallahassee, Fla.	L	1-6					
2001	4/13	Coral Gables, Fla.	L	9-10					
2001	4/14	Coral Gables, Fla.	W	5-4					
2001	4/15	Coral Gables, Fla.	W	7-1					
2001	4/20	Tallahassee, Fla.	W	7-5					
2001	4/21	Tallahassee, Fla.	W	9-6					
2001	4/22	Tallahassee, Fla.	W	7-4					
2002	4/5	Tallahassee, Fla.	L	3-13					
2002	4/6	Tallahassee, Fla.	W	5-2					
2002	4/7	Tallahassee, Fla.	L	7-9					
2002	4/12	Coral Gables, Fla.	L	4-6					
2002	4/13	Coral Gables, Fla.	L	3-9					
2002	4/14	Coral Gables, Fla.	L	11-17					
2003	4/18	Coral Gables, Fla.	L	2-4					
2003	4/19	Coral Gables, Fla.	L	4-6					
2003	4/20	Coral Gables, Fla.	T	7-7 (11)					
2003	4/25	Tallahassee, Fla.	L	0-1					
2003	4/26	Tallahassee, Fla.	W	14-3					
2003	4/27	Tallahassee, Fla.	L	0-12					
2004	4/9	Tallahassee, Fla.	L	5-6					
2004	4/10	Tallahassee, Fla.	W	17-11					
2004	4/11	Tallahassee, Fla.	W	4-0					
2004	4/16	Coral Gables, Fla.	W	10-0					
2004	4/17	Coral Gables, Fla.	W	7-3					
2004	4/18	Coral Gables, Fla.	L	3-10					
2005	4/22	Coral Gables, Fla.	W	5-2					
2005	4/23	Coral Gables, Fla.	W	5-3					
2005	4/24	Coral Gables, Fla.	L	1-13					
2006	4/15	Tallahassee, Fla.	W	7-3					
2006	4/16	Tallahassee, Fla.	L	1-16					
2006	4/17	Tallahassee, Fla.	W	7-5					
2007	4/27	Coral Gables, Fla.	L	6-7					
2007	4/28	Coral Gables, Fla.	L	8-13					
2007	4/29	Coral Gables, Fla.	W	7-1					
2007	5/25%	Jacksonville, Fla.	W	9-3					
2008	4/18	Tallahassee, Fla.	W	11-4					
2008	4/19	Tallahassee, Fla.	L	5-9					
2008	4/20	Tallahassee, Fla.	W	11-10					
2008	6/16#	Omaha, Neb.	W	7-5					
2009	4/3	Coral Gables, Fla.	L	4-14					
2009	4/4	Coral Gables, Fla.	W	6-4					
2009	4/5	Coral Gables, Fla.	W	14-8					
2009	5/21%	Jacksonville, Fla.	L	2-4					

Coral Gables: Miami leads, 66-64-3  
Tallahassee: Florida State leads, 78-55-1  
Neutral Site: Tied, 5-5

## FLORIDA TECH

### MIAMI LEADS, 8-2

YEAR	DATE	SITE	W/L	SCORE
1973	4/7	Melbourne, Fla.	W	19-2
1973	5/11	Coral Gables, Fla.	W	6-0
1973	5/12	Coral Gables, Fla.	W	10-1
1974	3/3	Coral Gables, Fla.	W	3-0
1974	3/3	Coral Gables, Fla.	L	1-7
1975	5/9	Orlando, Fla.	L	0-1
1978	2/17	Coral Gables, Fla.	W	5-0
1978	3/9	Orlando, Fla.	W	27-3
1978	3/10	Orlando, Fla.	W	10-1
1978	3/11	Orlando, Fla.	W	7-4

Coral Gables: Miami leads, 4-1  
Melbourne: Miami leads, 1-0  
Neutral Site: Miami leads, 3-1

## FORDHAM

### MIAMI LEADS, 9-1

YEAR	DATE	SITE	W/L	SCORE
1984	3/19	Coral Gables, Fla.	W	17-0
1984	3/22	Coral Gables, Fla.	W	11-4
1993	5/14	Coral Gables, Fla.	W	6-1
1993	5/15	Coral Gables, Fla.	W	8-0
2006	3/14	Coral Gables, Fla.	W	6-0
2007	3/2	Coral Gables, Fla.	W	14-8
2007	3/3	Coral Gables, Fla.	W	8-1
2007	3/4	Coral Gables, Fla.	W	10-9
2010	3/16	Coral Gables, Fla.	L	3-4
2010	3/17	Coral Gables, Fla.	W	9-8

Coral Gables: Miami leads, 9-1

**FRESNO STATE****MIAMI LEADS, 1-0**

YEAR	DATE	SITE	W/L	SCORE
1988	6/6#	Omaha, Neb.	W	8-4

Neutral Site: Miami leads, 1-0

**FT. LAUDERDALE COLLEGE****MIAMI LEADS, 2-0**

YEAR	DATE	SITE	W/L	SCORE
1983	5/17	Coral Gables, Fla.	W	27-10
1983	5/18	Coral Gables, Fla.	W	6-1

Coral Gables: Miami leads, 2-0

**FURMAN****MIAMI LEADS, 9-1**

YEAR	DATE	SITE	W/L	SCORE
1960	3/28	Coral Gables, Fla.	W	2-1
1960	3/29	Coral Gables, Fla.	W	6-3
1965	4/1	Coral Gables, Fla.	W	6-5
1965	4/2	Coral Gables, Fla.	W	14-2
1965	4/3	Coral Gables, Fla.	W	7-3
1966	4/13	Tallahassee, Fla.	L	4-6
1967	3/27	Coral Gables, Fla.	W	12-1
1967	3/28	Coral Gables, Fla.	W	6-2
1967	3/29	Coral Gables, Fla.	W	7-4
1998	3/7	Coral Gables, Fla.	W	6-2

Coral Gables: Miami leads, 8-1

Neutral Site: Furman leads, 1-0

**GEORGE WASHINGTON****MIAMI LEADS, 11-1**

YEAR	DATE	SITE	W/L	SCORE
1981	3/9	Coral Gables, Fla.	W	6-3
1982	3/16	Coral Gables, Fla.	W	12-0
1982	3/18	Coral Gables, Fla.	W	16-2
1984	3/15	Coral Gables, Fla.	W	17-0
1991	3/10	Coral Gables, Fla.	W	17-5
1991	3/11	Coral Gables, Fla.	W	5-1
1996	2/16	Coral Gables, Fla.	W	6-0
1996	2/17	Coral Gables, Fla.	W	14-1
1996	2/18	Coral Gables, Fla.	W	19-3
2005	2/25	Coral Gables, Fla.	W	12-1
2005	2/26	Coral Gables, Fla.	L	4-5
2005	2/27	Coral Gables, Fla.	W	16-3

Coral Gables: Miami leads, 11-1

**GEORGETOWN****MIAMI LEADS, 4-0**

YEAR	DATE	SITE	W/L	SCORE
1987	3/9	Coral Gables, Fla.	W	5-1

YEAR	DATE	SITE	W/L	SCORE
1988	3/10	Coral Gables, Fla.	W	8-2
1990	3/18	Coral Gables, Fla.	W	12-1
1993	3/10	Coral Gables, Fla.	W	9-5

Coral Gables: Miami leads, 4-0

**GEORGIA****GEORGIA LEADS, 3-2**

YEAR	DATE	SITE	W/L	SCORE
1965	4/14	Athens, Ga.	L	3-6
1995	2/11	Kissimmee, Fla.	W	12-10
1999	3/5	Coral Gables, Fla.	L	3-4
1999	3/7	Coral Gables, Fla.	W	8-1
2008	6/14#	Omaha, Neb.	L	4-7

Coral Gables: Tied, 1-1

Athens: Georgia leads, 1-0

Neutral Site: Tied, 1-1

**GEORGIA SOUTHERN****MIAMI LEADS, 14-10**

YEAR	DATE	SITE	W/L	SCORE
1966	4/15	Statesboro, Ga.	L	2-7
1966	4/16	Statesboro, Ga.	L	0-5
1967	4/17	Statesboro, Ga.	L	3-4 (10)
1967	4/18	Statesboro, Ga.	L	2-3
1973	5/25+	Starkville, Miss.	L	0-1
1973	5/29+	Starkville, Miss.	L	1-4
1974	5/23+	Starkville, Miss.	W	2-1
1976	5/3	Statesboro, Ga.	L	1-6
1976	5/4	Statesboro, Ga.	W	8-2
1977	4/8	Coral Gables, Fla.	W	10-1
1977	4/9	Coral Gables, Fla.	W	4-3
1978	5/9	Statesboro, Ga.	W	6-1
1978	5/10	Statesboro, Ga.	W	7-5
1979	3/22	Coral Gables, Fla.	W	7-4
1979	3/23	Coral Gables, Fla.	W	10-6
1982	5/11	Statesboro, Ga.	L	5-6 (11)
1982	5/12	Statesboro, Ga.	W	14-6
1987	5/21+	Tallahassee, Fla.	L	6-11
1991	5/10	Coral Gables, Fla.	W	4-2
1991	5/11	Coral Gables, Fla.	W	7-0
1991	5/12	Coral Gables, Fla.	W	10-5
1998	5/15	Coral Gables, Fla.	W	7-1
1998	5/16	Coral Gables, Fla.	W	13-0
1998	5/17	Coral Gables, Fla.	L	1-2

Coral Gables: Miami leads, 9-1

Statesboro: Georgia Southern leads, 6-4

Neutral Site: Georgia Southern leads, 3-1

**GEORGIA STATE****MIAMI LEADS, 3-0**

YEAR	DATE	SITE	W/L	SCORE
1993	3/26	Coral Gables, Fla.	W	13-2
1993	3/27	Coral Gables, Fla.	W	9-6
1993	3/27	Coral Gables, Fla.	W	19-1



Coral Gables: Miami leads, 3-0

## GEORGIA TECH

MIAMI LEADS, 55-35-2

YEAR	DATE	SITE	W/L	SCORE
1958	3/21	Coral Gables, Fla.	W	7-6
1958	3/22	Coral Gables, Fla.	W	7-4
1959	3/25	Coral Gables, Fla.	W	4-3
1959	3/27	Coral Gables, Fla.	T	2-2
1959	3/28	Coral Gables, Fla.	L	3-15
1959	3/28	Coral Gables, Fla.	L	0-4
1960	3/24	Coral Gables, Fla.	W	5-1
1960	3/26	Coral Gables, Fla.	W	4-2
1961	3/23	Coral Gables, Fla.	W	10-3
1961	3/25	Coral Gables, Fla.	T	5-5
1965	4/12	Atlanta, Ga.	W	5-1
1965	4/13	Atlanta, Ga.	W	2-1
1966	5/13	Atlanta, Ga.	W	4-1
1966	5/14	Atlanta, Ga.	L	3-5
1967	4/21	Atlanta, Ga.	L	2-6
1967	4/22	Atlanta, Ga.	L	1-2
1967	4/22	Atlanta, Ga.	L	2-4
1971	5/27+	Gastonia, N.C.	W	4-3
1971	5/29+	Gastonia, N.C.	L	3-5
1978	4/16	Atlanta, Ga.	W	18-3
1982	5/14	Atlanta, Ga.	W	10-7
1982	5/15	Atlanta, Ga.	W	13-3
1983	2/21	Coral Gables, Fla.	L	1-4
1983	2/22	Coral Gables, Fla.	W	10-7
1983	2/23	Coral Gables, Fla.	W	10-4
1986	5/25+	Coral Gables, Fla.	W	7-6 (10)
1986	5/26+	Coral Gables, Fla.	W	15-9 (10)
1988	5/28+	Coral Gables, Fla.	W	4-2
1989	5/26+	Gainesville, Fla.	L	7-9
1991	5/17	Atlanta, Ga.	L	5-9
1991	5/18	Atlanta, Ga.	W	10-7
1991	5/19	Atlanta, Ga.	W	7-1
1992	5/15	Coral Gables, Fla.	W	6-2
1992	5/16	Coral Gables, Fla.	W	4-3
1992	5/17	Coral Gables, Fla.	W	6-5 (13)
1997	4/4	Coral Gables, Fla.	W	10-1
1997	4/5	Coral Gables, Fla.	W	9-4
1997	4/6	Coral Gables, Fla.	W	12-0
1998	4/24	Atlanta, Ga.	L	7-22
1998	4/25	Atlanta, Ga.	W	8-5
1998	4/26	Atlanta, Ga.	W	9-8
2000	5/6	Coral Gables, Fla.	L	2-10
2000	5/7	Coral Gables, Fla.	W	3-2
2000	5/8	Coral Gables, Fla.	W	7-5
2002	5/10	Atlanta, Ga.	L	6-7
2002	5/11	Atlanta, Ga.	W	10-2
2002	5/12	Atlanta, Ga.	L	8-16
2003	3/28	Coral Gables, Fla.	W	7-6
2003	3/29	Coral Gables, Fla.	W	13-8
2003	3/30	Coral Gables, Fla.	W	17-16
2004	4/2	Atlanta, Ga.	L	4-17
2004	4/3	Atlanta, Ga.	W	9-7
2004	4/4	Atlanta, Ga.	W	16-13
2005	3/25	Coral Gables, Fla.	W	20-1
2005	3/26	Coral Gables, Fla.	L	7-17
2005	3/27	Coral Gables, Fla.	L	10-11

YEAR	DATE	SITE	W/L	SCORE
2006	5/18	Atlanta, Ga.	W	8-7
2006	5/19	Atlanta, Ga.	L	5-14
2006	5/20	Atlanta, Ga.	L	7-12
2006	5/24%	Jacksonville, Fla.	L	1-2
2006	5/26%	Jacksonville, Fla.	L	4-7
2007	4/6	Coral Gables, Fla.	L	2-9
2007	4/7	Coral Gables, Fla.	W	5-2
2007	4/8	Coral Gables, Fla.	W	8-7
2008	4/12	Atlanta, Ga.	W	10-5
2008	4/12	Atlanta, Ga.	W	15-5
2008	4/13	Atlanta, Ga.	W	9-3
2008	5/22%	Jacksonville, Fla.	W	15-12
2009	3/27	Coral Gables, Fla.	L	9-13
2009	3/28	Coral Gables, Fla.	L	4-6
2009	3/29	Coral Gables, Fla.	W	6-2
2009	5/20%	Durham, N.C.	W	8-6
2010	5/14	Atlanta, Ga.	L	3-14
2010	5/15	Atlanta, Ga.	W	9-2
2010	5/16	Atlanta, Ga.	L	3-6
2011	3/25	Coral Gables, Fla.	L	3-8
2011	3/26	Coral Gables, Fla.	L	3-12
2011	3/27	Coral Gables, Fla.	L	1-3
2012	5/17	Atlanta, Ga.	W	5-4
2012	5/18	Atlanta, Ga.	W	8-6
2012	5/19	Atlanta, Ga.	L	1-2
2012	5/27%	Greensboro, N.C.	L	5-8
2013	5/16	Coral Gables, Fla.	W	8-3
2013	5/17	Coral Gables, Fla.	W	11-7
2013	5/18	Coral Gables, Fla.	L	1-10
2014	3/14	Atlanta, Ga.	W	10-8
2014	3/15	Atlanta, Ga.	L	7-13 (G1)
2014	3/15	Atlanta, Ga.	L	2-3 (10) (G2)
2014	5/21%	Greensboro, N.C.	L	3-6
2015	5/14	Coral Gables, Fla.	W	3-0
2015	5/15	Coral Gables, Fla.	W	22-1
2015	5/16	Coral Gables, Fla.	W	17-4

Coral Gables: Miami leads, 31-13-2

Atlanta: Miami leads, 21-16

Neutral Site: Georgia Tech leads, 6-3

## GEORGIA-ATLANTA

MIAMI LEADS, 1-0

YEAR	DATE	SITE	W/L	SCORE
1953	3/27	Coral Gables, Fla.	W	9-5

Coral Gables: Miami leads, 1-0

## GLASSBORO STATE

MIAMI STATE LEADS, 2-1

YEAR	DATE	SITE	W/L	SCORE
1978	3/28	Coral Gables, Fla.	W	7-6
1979	3/28	Coral Gables, Fla.	L	1-3
1979	3/29	Coral Gables, Fla.	W	9-4

Coral Gables: Miami leads, 2-1



## HARVARD

### MIAMI LEADS, 8-1

YEAR	DATE	SITE	W/L	SCORE
1974	6/7#	Omaha, Neb.	W	4-1
1997	3/27	Coral Gables, Fla.	W	10-2
1997	3/28	Coral Gables, Fla.	W	22-4
1997	3/29	Coral Gables, Fla.	L	6-9
1998	3/27	Coral Gables, Fla.	W	7-0
1998	3/28	Coral Gables, Fla.	W	13-0
1998	3/29	Coral Gables, Fla.	W	9-2
2000	3/30	Coral Gables, Fla.	W	6-0
2003	3/26	Homestead, Fla.	W	10-9

Coral Gables: Miami leads, 6-1

Neutral Site: Miami leads, 2-0

## HAVANA

### MIAMI LEADS, 2-0

YEAR	DATE	SITE	W/L	SCORE
1951	5/11	Coral Gables, Fla.	W	10-1
1951	5/12	Coral Gables, Fla.	W	11-1

Coral Gables: Miami leads, 2-0

## HAWAII

### MIAMI LEADS, 3-2

YEAR	DATE	SITE	W/L	SCORE
1980	6/3#	Omaha, Neb.	L	3-9
1997	1/16	Honolulu, Hawaii	L	2-3
1997	1/17	Honolulu, Hawaii	W	14-7
1997	1/18	Honolulu, Hawaii	W	10-7
1997	1/19	Honolulu, Hawaii	W	13-11

Honolulu: Miami leads, 3-1

Neutral Site: Hawaii leads, 1-0

## HIGH POINT

### MIAMI LEADS, 3-0

YEAR	DATE	SITE	W/L	SCORE
2005	2/4	Coral Gables, Fla.	W	12-5
2005	2/5	Coral Gables, Fla.	W	7-6 (10)
2005	2/6	Coral Gables, Fla.	W	10-1

Coral Gables: Miami leads, 3-0

## HOFSTRA

### MIAMI LEADS, 2-1

YEAR	DATE	SITE	W/L	SCORE
2011	5/6	Coral Gables, Fla.	W	16-4
2011	5/7	Coral Gables, Fla.	W	9-3
2011	5/8	Coral Gables, Fla.	L	0-5

Coral Gables: Miami leads, 2-1

## HONDURAS

### MIAMI LEADS, 3-0

YEAR	DATE	SITE	W/L	SCORE
1970	3/1	Coral Gables, Fla.	W	3-1
1970	3/2	Coral Gables, Fla.	W	3-2
1970	3/3	Coral Gables, Fla.	W	13-2

Coral Gables: Miami leads, 3-0

## HOUSTON

### HOUSTON LEADS, 1-0

YEAR	DATE	SITE	W/L	SCORE
2002	3/3	Fullerton, Calif.	L	6-8

Neutral Site: Houston leads, 1-0

## HOWARD

### MIAMI LEADS, 2-0

YEAR	DATE	SITE	W/L	SCORE
1978	3/27	Coral Gables, Fla.	W	12-2
1979	4/8	Coral Gables, Fla.	W	10-4

Coral Gables: Miami leads, 2-0

## ILLINOIS

### MIAMI LEADS, 15-3

YEAR	DATE	SITE	W/L	SCORE
1992	3/10	Coral Gables, Fla.	L	5-14
1992	3/11	Coral Gables, Fla.	W	7-1
1993	2/12	Coral Gables, Fla.	W	8-3
1993	2/13	Coral Gables, Fla.	W	4-3 (13)
1993	2/14	Coral Gables, Fla.	L	4-6
1994	3/5	Coral Gables, Fla.	W	7-1
1994	3/6	Coral Gables, Fla.	W	6-2
1995	3/3	Coral Gables, Fla.	W	4-2
1995	3/4	Coral Gables, Fla.	W	16-0
1995	3/5	Coral Gables, Fla.	L	4-7
1996	3/1	Coral Gables, Fla.	W	14-10
1996	3/2	Coral Gables, Fla.	W	10-0
1996	3/3	Coral Gables, Fla.	W	6-4
1997	3/14	Coral Gables, Fla.	W	5-2
1997	3/15	Coral Gables, Fla.	W	12-1
1997	3/16	Coral Gables, Fla.	W	3-2
1998	3/6	Coral Gables, Fla.	W	15-1
1998	3/8	Coral Gables, Fla.	W	12-7

Coral Gables: Miami leads, 15-3

## ILLINOIS STATE

### MIAMI LEADS, 6-2

YEAR	DATE	SITE	W/L	SCORE
1992	3/13	Coral Gables, Fla.	W	10-2
1992	3/14	Coral Gables, Fla.	W	3-0
1997	3/12	Coral Gables, Fla.	W	17-3





YEAR	DATE	SITE	W/L	SCORE
2011	3/8	Coral Gables, Fla.	W	5-4 (11)
2011	3/9	Coral Gables, Fla.	L	2-9
2012	3/3	Coral Gables, Fla.	W	11-6
2013	3/12	Coral Gables, Fla.	L	6-17
2013	3/13	Coral Gables, Fla.	W	9-2

Coral Gables: Miami leads, 6-2

## ITHACA

### MIAMI LEADS, 2-0

YEAR	DATE	SITE	W/L	SCORE
1979	3/10	Coral Gables, Fla.	W	11-6
1979	3/11	Coral Gables, Fla.	W	21-0

Coral Gables: Miami leads, 2-0

## ILLINOIS-CHICAGO

### MIAMI LEADS, 5-0

YEAR	DATE	SITE	W/L	SCORE
1983	3/23	Coral Gables, Fla.	W	5-3
1983	3/24	Coral Gables, Fla.	W	17-3
YEAR	DATE	SITE	W/L	SCORE
2004	3/19	Coral Gables, Fla.	W	6-3
2004	3/20	Coral Gables, Fla.	W	6-4
2004	3/21	Coral Gables, Fla.	W	13-1

Coral Gables: Miami leads, 5-0

## INDIANA

### MIAMI LEADS, 6-0

YEAR	DATE	SITE	W/L	SCORE
1974	3/11	Coral Gables, Fla.	W	7-4
1974	3/12	Coral Gables, Fla.	W	4-2
1974	3/12	Coral Gables, Fla.	W	7-6
2006	3/3	Coral Gables, Fla.	W	4-0
2006	3/4	Coral Gables, Fla.	W	7-2
2006	3/5	Coral Gables, Fla.	W	6-2

Coral Gables: Miami leads, 6-0

## INDIANA STATE

### MIAMI LEADS, 5-0

YEAR	DATE	SITE	W/L	SCORE
1980	3/12	Coral Gables, Fla.	W	2-0
1980	3/15	Coral Gables, Fla.	W	3-1
1981	3/10	Coral Gables, Fla.	W	2-0
1981	3/11	Coral Gables, Fla.	W	16-1
1981	3/12	Coral Gables, Fla.	W	9-4

Coral Gables: Miami leads, 5-0

## IONA

### MIAMI LEADS, 2-1

YEAR	DATE	SITE	W/L	SCORE
1998	3/18	Coral Gables, Fla.	W	21-4
1999	3/20	Homestead, Fla.	L	3-9
2000	3/15	Coral Gables, Fla.	W	6-1

Coral Gables: Miami leads, 2-0

Neutral Site: Iona leads, 1-0

## JACKSONVILLE

### MIAMI LEADS, 82-18

YEAR	DATE	SITE	W/L	SCORE
1958	5/2	Coral Gables, Fla.	W	6-5
1958	5/3	Coral Gables, Fla.	W	6-0
1959	3/14	Jacksonville, Fla.	L	1-3
1959	3/14	Jacksonville, Fla.	W	9-2
1960	4/16	Coral Gables, Fla.	W	5-4
1960	4/16	Coral Gables, Fla.	W	7-5
1961	4/26	Jacksonville, Fla.	W	14-4
1961	4/26	Jacksonville, Fla.	W	2-0
1962	4/27	Coral Gables, Fla.	W	11-2
1962	4/28	Coral Gables, Fla.	L	1-8
1962	4/28	Coral Gables, Fla.	W	7-2
1963	5/10	Jacksonville, Fla.	W	8-4 (12)
1963	5/11	Jacksonville, Fla.	W	11-3
1963	5/11	Jacksonville, Fla.	W	7-3
1964	4/3	Coral Gables, Fla.	W	7-5
1964	4/4	Coral Gables, Fla.	W	5-1
1964	4/4	Coral Gables, Fla.	W	8-3
1965	4/16	Jacksonville, Fla.	W	9-4
1965	4/17	Jacksonville, Fla.	W	5-0
1965	4/17	Jacksonville, Fla.	W	3-2
1966	4/20	Coral Gables, Fla.	L	6-9 (14)
1966	4/21	Coral Gables, Fla.	W	2-1
1972	2/25	Coral Gables, Fla.	L	5-8
1972	2/26	Coral Gables, Fla.	W	8-3
1973	2/23	Coral Gables, Fla.	W	4-3 (14)
1973	2/24	Coral Gables, Fla.	W	9-8
1973	5/4	Jacksonville, Fla.	L	3-4
1973	5/5	Jacksonville, Fla.	W	15-3
1974	2/22	Coral Gables, Fla.	W	3-2
1974	2/23	Coral Gables, Fla.	W	9-8
1975	2/28	Coral Gables, Fla.	W	1-0 (10)
1975	3/1	Coral Gables, Fla.	W	19-1
1975	5/6	Jacksonville, Fla.	W	5-2
1975	5/7	Jacksonville, Fla.	W	1-0
1976	4/22	Jacksonville, Fla.	W	7-4
1976	4/23	Jacksonville, Fla.	L	0-2
1977	4/2	Coral Gables, Fla.	W	11-3
1977	4/3	Coral Gables, Fla.	L	3-6
1978	3/3	Coral Gables, Fla.	W	7-5
1978	3/4	Coral Gables, Fla.	W	3-1
1978	5/11	Jacksonville, Fla.	L	3-6
1978	5/12	Jacksonville, Fla.	W	7-6
1979	3/7	Jacksonville, Fla.	L	0-6
1979	4/2	Coral Gables, Fla.	W	22-14
1979	4/3	Coral Gables, Fla.	W	5-0
1979	4/3	Coral Gables, Fla.	W	14-5
1980	2/18	Jacksonville, Fla.	W	5-1
1980	2/19	Jacksonville, Fla.	L	6-7
1980	2/19	Jacksonville, Fla.	W	4-0



YEAR	DATE	SITE	W/L	SCORE
1980	3/29	Coral Gables, Fla.	W	8-5
1980	3/30	Coral Gables, Fla.	W	12-5
1980	3/31	Coral Gables, Fla.	W	14-2
1981	4/3	Coral Gables, Fla.	W	1-0
1981	4/4	Coral Gables, Fla.	W	4-0
1981	4/4	Coral Gables, Fla.	W	9-6
1986	4/17	Coral Gables, Fla.	W	11-6
1986	4/18	Coral Gables, Fla.	W	10-3
1986	4/19	Coral Gables, Fla.	W	12-1
1993	3/5	Coral Gables, Fla.	W	7-5
1993	3/6	Coral Gables, Fla.	L	2-4
1993	3/7	Coral Gables, Fla.	W	8-6
1994	3/25	Jacksonville, Fla.	L	2-5
1994	3/26	Jacksonville, Fla.	W	5-3
1994	3/27	Jacksonville, Fla.	W	8-6
1995	4/29	Coral Gables, Fla.	W	5-0
1995	4/30	Coral Gables, Fla.	W	12-4
1995	5/1	Coral Gables, Fla.	W	7-4
1996	5/10	Jacksonville, Fla.	W	9-1
1996	5/11	Jacksonville, Fla.	W	15-5
1996	5/12	Jacksonville, Fla.	W	16-2
1997	5/9	Coral Gables, Fla.	W	12-1
1997	5/10	Coral Gables, Fla.	L	14-23
1997	5/11	Coral Gables, Fla.	W	10-1
1998	5/8	Jacksonville, Fla.	W	14-8
1998	5/9	Jacksonville, Fla.	L	8-14
1998	5/10	Jacksonville, Fla.	W	14-6
1999	5/7	Coral Gables, Fla.	W	2-0
1999	5/8	Coral Gables, Fla.	W	12-9
2000	5/12	Jacksonville, Fla.	W	4-2
2000	5/13	Jacksonville, Fla.	W	14-6
2000	5/14	Jacksonville, Fla.	L	7-8
2001	5/4	Coral Gables, Fla.	W	2-3
2001	5/5	Coral Gables, Fla.	W	13-3
2001	5/6	Coral Gables, Fla.	W	6-2
2002	5/17	Coral Gables, Fla.	L	9-11
2002	5/18	Coral Gables, Fla.	W	8-4
2002	5/19	Coral Gables, Fla.	W	10-6
2003	5/9	Jacksonville, Fla.	W	12-2
2003	5/10	Jacksonville, Fla.	L	8-11
2003	5/11	Jacksonville, Fla.	L	4-5
2004	5/7	Coral Gables, Fla.	W	6-4
2004	5/8	Coral Gables, Fla.	W	12-4
2004	5/9	Coral Gables, Fla.	W	7-4
2005	5/6	Coral Gables, Fla.	W	4-2
2005	5/7	Coral Gables, Fla.	W	15-2
2005	5/8	Coral Gables, Fla.	W	6-5
2009	5/29+	Gainesville, Fla.	W	9-4
2009	5/31+	Gainesville, Fla.	W	4-0
2013	6/3+	Gainesville, Fla.	W	7-2
2013	6/5+	Gainesville, Fla.	W	6-3

Coral Gables: Miami leads, 52-7

Jacksonville: Miami leads, 26-11

Neutral Site: Miami leads, 4-0

## JACKSONVILLE N.A.S.

### MIAMI LEADS, 4-2

YEAR	DATE	SITE	W/L	SCORE
1946	4/26	Coral Gables, Fla.	L	7-13
1946	4/27	Coral Gables, Fla.	L	4-6

YEAR	DATE	SITE	W/L	SCORE
1948	4/13	Coral Gables, Fla.	W	9-3
1948	4/14	Coral Gables, Fla.	W	9-7
1949	5/18	Coral Gables, Fla.	W	4-3
1949	5/19	Coral Gables, Fla.	W	7-6 (10)

Coral Gables: Miami leads, 4-2

## JAMES MADISON

### MIAMI LEADS, 8-0

YEAR	DATE	SITE	W/L	SCORE
1979	3/5	Coral Gables, Fla.	W	20-8
1980	5/26+	Coral Gables, Fla.	W	10-3
1985	3/10	Coral Gables, Fla.	W	3-2
1987	4/24	Norfolk, Va.	W	4-3
1988	5/28+	Coral Gables, Fla.	W	18-8
1999	2/19	Coral Gables, Fla.	W	13-1
1999	2/20	Coral Gables, Fla.	W	12-3
1999	2/21	Coral Gables, Fla.	W	14-2

Coral Gables: Miami leads, 7-0

Neutral Site: Miami leads, 1-0

## KANSAS STATE

### MIAMI LEADS, 1-0

YEAR	DATE	SITE	W/L	SCORE
2002	2/23	Homestead, Fla.	W	11-4

Neutral Site: Miami leads, 1-0

## KENT STATE

### MIAMI LEADS, 2-0

YEAR	DATE	SITE	W/L	SCORE
1994	5/28+	Coral Gables, Fla.	W	4-1
2007	6/2+	Columbia, Mo.	W	8-7

Coral Gables: Miami leads, 1-0

Neutral Site: Miami leads, 1-0

## LAFAYETTE

### MIAMI LEADS, 2-0

YEAR	DATE	SITE	W/L	SCORE
1972	3/28	Coral Gables, Fla.	W	9-0
1972	3/31	Coral Gables, Fla.	W	9-0 (F)

Coral Gables: Miami leads, 2-0

## LAMAR

### MIAMI LEADS, 4-0

YEAR	DATE	SITE	W/L	SCORE
1976	5/29+	Arlington, Texas	W	6-0
1980	2/9	Coral Gables, Fla.	W	9-1
1980	2/10	Coral Gables, Fla.	W	11-5
1980	2/11	Coral Gables, Fla.	W	21-1



Coral Gables: Miami leads, 3-0  
Neutral Site: Miami leads, 1-0

YEAR	DATE	SITE	W/L	SCORE
2002	4/19	Coral Gables, Fla.	W	9-6
2002	4/20	Coral Gables, Fla.	W	10-6
2002	4/21	Coral Gables, Fla.	L	1-10
2003	5/22	Long Beach, Calif.	W	6-4
2003	5/23	Long Beach, Calif.	W	3-2
2003	5/24	Long Beach, Calif.	L	3-9
2004	5/27	Coral Gables, Fla.	W	8-5
2004	5/28	Coral Gables, Fla.	W	7-3
2004	5/29	Coral Gables, Fla.	W	7-6

Coral Gables: Miami leads, 8-4  
Long Beach: Miami leads, 6-3  
Neutral Site: Miami leads, 2-1

## LA SALLE

### MIAMI LEADS, 3-1

YEAR	DATE	SITE	W/L	SCORE
1966	4/2	Coral Gables, Fla.	L	1-2
1966	4/4	Coral Gables, Fla.	W	4-3
2004	2/28	Homestead, Fla.	W	17-0
2007	3/7	Coral Gables, Fla.	W	7-2

Coral Gables: Miami leads, 2-1  
Neutral Site: Miami leads, 1-0

## LEHIGH

### MIAMI LEADS, 1-0

YEAR	DATE	SITE	W/L	SCORE
2008	3/4	Coral Gables, Fla.	W	9-2

Coral Gables: Miami leads, 1-0

## LEWIS

### MIAMI LEADS, 2-0

YEAR	DATE	SITE	W/L	SCORE
1982	3/17	Coral Gables, Fla.	W	10-4
1982	3/20	Coral Gables, Fla.	W	9-2

Coral Gables: Miami leads, 1-0

## LIBERTY

### MIAMI LEADS, 1-0

YEAR	DATE	SITE	W/L	SCORE
1997	3/19	Coral Gables, Fla.	W	6-0

Coral Gables: Miami leads, 1-0

## LONG BEACH STATE

### MIAMI LEADS, 16-8

YEAR	DATE	SITE	W/L	SCORE
1993	2/19	Coral Gables, Fla.	W	7-3
1993	2/20	Coral Gables, Fla.	L	2-4
1993	2/21	Coral Gables, Fla.	L	8-10
1995	5/18	Long Beach, Calif.	L	1-4
1995	5/19	Long Beach, Calif.	W	6-4
1995	5/20	Long Beach, Calif.	W	3-2
1996	5/24+	Austin, Texas	W	5-2
1998	5/29#	Omaha, Neb.	W	3-1
1998	6/2#	Omaha, Neb.	L	3-6
1999	5/20	Long Beach, Calif.	L	0-12
1999	5/21	Long Beach, Calif.	W	9-7
1999	5/22	Long Beach, Calif.	W	8-6
2000	4/28	Coral Gables, Fla.	W	6-3
2000	4/29	Coral Gables, Fla.	W	12-2
2000	4/30	Coral Gables, Fla.	L	4-6

## LONG ISLAND

### MIAMI LEADS, 1-0

YEAR	DATE	SITE	W/L	SCORE
1979	3/26	Coral Gables, Fla.	W	12-5

Coral Gables: Miami leads, 1-0

## LSU

### MIAMI LEADS, 12-7

YEAR	DATE	SITE	W/L	SCORE
1972	4/5	New Orleans, La.	W	3-0
1975	3/21	Coral Gables, Fla.	L	1-3
1975	3/22	Coral Gables, Fla.	W	9-2
1975	3/23	Coral Gables, Fla.	W	13-0
1975	5/24+	Starkville, Miss.	W	8-1
1977	3/7	Baton Rouge, La.	L	1-4
1977	3/8	Baton Rouge, La.	W	6-4
1977	3/9	New Orleans, La.	L	0-1
1977	3/10	New Orleans, La.	W	2-1
1984	4/20	Coral Gables, Fla.	W	14-0
1984	4/21	Coral Gables, Fla.	W	6-5
1984	4/22	Coral Gables, Fla.	L	9-10
1986	6/5#	Omaha, Neb.	W	4-3
1987	2/20	New Orleans, La.	W	7-2
1989	6/3#	Omaha, Neb.	W	5-2
1989	6/6#	Omaha, Neb.	L	3-6
1991	3/1	New Orleans, La.	L	3-4
1996	6/8#	Omaha, Neb.	L	8-9
2004	6/19#	Omaha, Neb.	W	9-5

Coral Gables: Miami leads, 4-2  
Baton Rouge: Tied, 1-1  
Neutral Site: Miami leads, 7-4

## LOUISVILLE

### LOUISVILLE LEADS, 5-2

YEAR	DATE	SITE	W/L	SCORE
2006	2/15	Coral Gables, Fla.	W	13-4
2007	6/1+	Columbia, Mo.	L	7-13
2007	6/3+	Columbia, Mo.	L	7-8
2013	6/1+	Louisville, Ky.	L	4-6
2015	3/7	Louisville, Ky.	L	6-9
2015	3/7	Louisville, Ky.	W	9-5
2015	3/8	Louisville, Ky.	L	4-5



Coral Gables: Miami leads, 1-0  
 Louisville: Louisville leads, 3-1  
 Neutral Site: Louisville leads, 2-0

**LOYOLA (MD)**

TIED, 1-1

YEAR	DATE	SITE	W/L	SCORE
1972	4/6	New Orleans, La.	L	3-4 (11)
1972	4/7	New Orleans, La.	W	8-3

Neutral Site: Tied, 1-1

**LYNN**

MIAMI LEADS, 4-0

YEAR	DATE	SITE	W/L	SCORE
1989	4/25	Coral Gables, Fla.	W	5-3
1996	5/1	Coral Gables, Fla.	W	12-4
1998	2/17	Coral Gables, Fla.	W	18-3
2000	1/26	Coral Gables, Fla.	W	5-4

Coral Gables: Miami leads, 4-0

**MAINE**

MIAMI LEADS, 63-13

YEAR	DATE	SITE	W/L	SCORE
1976	4/1	Coral Gables, Fla.	W	3-1
1976	4/2	Coral Gables, Fla.	W	8-2
1976	4/3	Coral Gables, Fla.	W	7-5
1977	3/22	Coral Gables, Fla.	W	8-1
1977	3/25	Coral Gables, Fla.	W	6-1
1977	3/27	Coral Gables, Fla.	W	8-7
1981	3/17	Coral Gables, Fla.	W	11-4
1981	3/20	Coral Gables, Fla.	W	15-10
1981	3/22	Coral Gables, Fla.	W	15-9
1981	3/25	Coral Gables, Fla.	W	3-2
1981	5/31#	Omaha, Neb.	W	6-1
1982	6/4#	Omaha, Neb.	W	7-2
1982	6/11#	Omaha, Neb.	W	10-4
1983	3/15	Coral Gables, Fla.	W	14-5
1983	3/18	Coral Gables, Fla.	W	7-5
1983	3/20	Coral Gables, Fla.	W	7-3
1983	3/22	Coral Gables, Fla.	W	6-1
1984	5/6	Orono, Maine	L	1-3
1984	5/6	Orono, Maine	L	0-5
1984	6/3#	Omaha, Neb.	W	13-7
1985	3/8	Coral Gables, Fla.	W	10-1
1985	3/9	Coral Gables, Fla.	W	9-3
1985	3/20	Coral Gables, Fla.	W	5-3
1985	3/23	Coral Gables, Fla.	W	9-4
1985	3/24	Coral Gables, Fla.	L	2-3 (10)
1986	3/7	Coral Gables, Fla.	W	7-6
1986	3/17	Coral Gables, Fla.	W	2-1
1986	3/19	Coral Gables, Fla.	W	9-3
1986	3/22	Coral Gables, Fla.	W	6-2
1986	3/23	Coral Gables, Fla.	L	6-8
1986	5/12	Orono, Maine	W	9-6
1986	5/13	Old Orchard, Maine	L	6-9
1986	5/14	Old Orchard, Maine	W	9-1

YEAR	DATE	SITE	W/L	SCORE
1987	3/7	Coral Gables, Fla.	W	14-6
1987	3/8	Coral Gables, Fla.	L	9-10
1987	3/11	Coral Gables, Fla.	W	9-4
1987	3/18	Coral Gables, Fla.	W	5-0
1987	3/23	Coral Gables, Fla.	W	10-4
1988	3/4	Coral Gables, Fla.	W	13-1
1988	3/5	Coral Gables, Fla.	W	10-1
1988	3/18	Coral Gables, Fla.	L	3-6
1988	3/20	Coral Gables, Fla.	W	6-5 (10)
1988	3/20	Coral Gables, Fla.	W	3-2
1988	5/13	Orono, Maine	W	8-1
1988	5/14	Old Orchard, Maine	W	11-3
1988	5/15	Old Orchard, Maine	L	5-6 (13)
1988	5/16	Orono, Maine	W	13-5
1989	3/17	Coral Gables, Fla.	W	8-1
1989	3/18	Coral Gables, Fla.	W	2-0
1989	3/19	Coral Gables, Fla.	L	3-4
1990	5/11	Orono, Maine	L	1-4
1990	5/12	Orono, Maine	L	5-9
1990	5/14	Orono, Maine	L	0-4
1990	5/14	Orono, Maine	W	6-4 (7)
1991	3/13	Coral Gables, Fla.	W	2-1
1991	3/15	Coral Gables, Fla.	W	5-3
1991	3/16	Coral Gables, Fla.	W	9-0
1991	3/17	Coral Gables, Fla.	W	7-0
1992	5/8	Orono, Maine	W	5-1
1992	5/9	Orono, Maine	W	8-7 (10)
1992	5/10	Orono, Maine	W	5-1
1993	3/19	Coral Gables, Fla.	W	6-5
1993	3/20	Coral Gables, Fla.	W	11-10
1995	3/17	Coral Gables, Fla.	W	10-0
1995	3/18	Coral Gables, Fla.	W	12-6
1995	3/19	Coral Gables, Fla.	W	10-3
1996	3/15	Coral Gables, Fla.	W	17-4
1996	3/16	Coral Gables, Fla.	W	10-3
1996	3/17	Coral Gables, Fla.	W	15-3
2004	3/4	Coral Gables, Fla.	W	9-3
2007	3/13	Coral Gables, Fla.	W	4-2
2008	3/12	Coral Gables, Fla.	W	7-5
2013	3/5	Coral Gables, Fla.	W	6-2
2014	2/14	Coral Gables, Fla.	W	6-3
2014	2/15	Coral Gables, Fla.	L	1-3
2014	2/16	Coral Gables, Fla.	W	11-2

Coral Gables: Miami leads, 50-6

Orono: Miami leads, 7-5

Neutral Site: Miami leads, 6-2

**MANHATTAN**

MIAMI LEADS, 5-1

YEAR	DATE	SITE	W/L	SCORE
2006	3/15	Coral Gables, Fla.	W	12-2
2006	6/3+	Lincoln, Neb.	W	8-2
2006	6/4+	Lincoln, Neb.	W	10-4
2010	2/26	Coral Gables, Fla.	W	7-3
2010	2/27	Coral Gables, Fla.	W	18-1
2010	2/28	Coral Gables, Fla.	L	7-12

Coral Gables: Miami leads, 3-1

Neutral Site: Miami leads, 2-0



## MARIST

### MIAMI LEADS, 1-0

YEAR	DATE	SITE	W/L	SCORE
1999	3/19	Homestead, Fla.	W	15-1

Neutral Site: Miami leads, 1-0

## MARSHALL

### MIAMI LEADS, 4-0

YEAR	DATE	SITE	W/L	SCORE
1978	5/21+	Coral Gables, Fla.	W	6-0
1978	5/22+	Coral Gables, Fla.	W	5-1
1979	2/16	Coral Gables, Fla.	W	7-5
1979	2/17	Coral Gables, Fla.	W	8-3

Coral Gables: Miami leads, 4-0

## MARYLAND

### MIAMI LEADS, 15-6

YEAR	DATE	SITE	W/L	SCORE
2005	4/29	Coral Gables, Fla.	W	4-3
2005	4/30	Coral Gables, Fla.	W	12-8
2005	5/1	Coral Gables, Fla.	L	9-11
2006	3/24	College Park, Md.	W	10-2
2006	3/25	College Park, Md.	L	4-5
2006	3/26	College Park, Md.	W	3-1
2007	3/16	Coral Gables, Fla.	W	13-3
2007	3/17	Coral Gables, Fla.	W	4-3
2007	3/18	Coral Gables, Fla.	L	4-5
2010	4/30	Coral Gables, Fla.	W	5-1
2010	5/1	Coral Gables, Fla.	W	6-4
2010	5/2	Coral Gables, Fla.	W	9-1
2011	4/15	College Park, Md.	W	10-4
2011	4/17	College Park, Md.	L	2-10
2011	4/17	College Park, Md.	W	5-2
2012	3/23	Coral Gables, Fla.	W	4-1
2012	3/24	Coral Gables, Fla.	W	9-1
2012	3/25	Coral Gables, Fla.	L	4-6
2013	4/12	College Park, Md.	W	1-0 (13)
2013	4/13	College Park, Md.	W	5-3
2013	4/14	College Park, Md.	L	2-7

Coral Gables: Miami leads, 9-3

College Park: Miami leads, 6-3

## UMBC

### MIAMI LEADS, 2-0

YEAR	DATE	SITE	W/L	SCORE
1992	5/22+	Coral Gables, Fla.	W	3-1
2009	3/18	Coral Gables, Fla.	W	11-1

Coral Gables: Miami leads, 2-0

## MASSACHUSETTS

### MIAMI LEADS, 6-1

YEAR	DATE	SITE	W/L	SCORE
1976	3/22	Coral Gables, Fla.	W	10-1
1976	3/25	Coral Gables, Fla.	W	18-6
1977	3/21	Coral Gables, Fla.	W	4-3 (10)
1977	3/24	Coral Gables, Fla.	L	2-3 (11)
1978	3/22	Coral Gables, Fla.	W	3-0
1978	3/25	Coral Gables, Fla.	W	19-4
1995	5/26+	Coral Gables, Fla.	W	3-1

Coral Gables: Miami leads, 6-1

## McNEESE STATE

### MIAMI LEADS, 1-0

YEAR	DATE	SITE	W/L	SCORE
1988	3/30	Coral Gables, Fla.	W	19-1

Coral Gables: Miami leads, 1-0

## MEMPHIS

### MIAMI LEADS, 2-0

YEAR	DATE	SITE	W/L	SCORE
1974	3/13	Coral Gables, Fla.	W	9-3
1974	3/14	Coral Gables, Fla.	W	5-2

Coral Gables: Miami leads, 2-0

## MERCER

### MIAMI LEADS, 27-3

YEAR	DATE	SITE	W/L	SCORE
1967	4/19	Macon, Ga.	W	5-2 (14)
1975	3/14	Coral Gables, Fla.	W	11-0
1975	3/18	Coral Gables, Fla.	L	2-6
1976	3/17	Coral Gables, Fla.	W	4-1
1976	3/18	Coral Gables, Fla.	W	5-4
1976	3/19	Coral Gables, Fla.	W	11-3
1978	4/14	Atlanta, Ga.	W	8-1
1978	4/14	Atlanta, Ga.	W	8-4
1980	5/8	Macon, Ga.	W	9-2
1980	5/9	Macon, Ga.	W	8-2
1980	5/10	Macon, Ga.	W	4-3
1982	2/22	Coral Gables, Fla.	W	15-8
1982	2/23	Coral Gables, Fla.	W	10-2
1982	2/24	Coral Gables, Fla.	W	9-0 (F)
1983	2/28	Coral Gables, Fla.	W	11-10
1983	3/1	Coral Gables, Fla.	W	13-6
1983	3/2	Coral Gables, Fla.	W	7-4
1985	3/18	Coral Gables, Fla.	W	14-2
1985	3/23	Coral Gables, Fla.	W	5-1
1988	2/5	Coral Gables, Fla.	W	9-0
1988	2/6	Coral Gables, Fla.	W	17-7
1988	2/7	Coral Gables, Fla.	W	24-1 (7)
1989	5/12	Coral Gables, Fla.	W	12-3
1989	5/13	Coral Gables, Fla.	W	9-4
1989	5/14	Coral Gables, Fla.	W	10-3
1995	5/5	Coral Gables, Fla.	W	11-5
1995	5/6	Coral Gables, Fla.	W	8-2
1995	5/7	Coral Gables, Fla.	W	6-1
2007	2/2	Coral Gables, Fla.	L	5-6
2008	2/3	Coral Gables, Fla.	L	5-8





Coral Gables: Miami leads, 22-3

Macon: Miami leads, 3-0

Neutral Site: Miami leads, 2-0

## MIAMI (OH)

### MIAMI (OH) LEADS, 4-3

YEAR	DATE	SITE	W/L	SCORE
1977	3/14	Coral Gables, Fla.	L	4-7
1977	3/17	Coral Gables, Fla.	L	4-5
1978	3/18	Coral Gables, Fla.	L	4-7
1980	3/19	Coral Gables, Fla.	W	7-2
1981	3/16	Coral Gables, Fla.	L	1-4
1981	3/19	Coral Gables, Fla.	W	6-0
2012	3/7	Coral Gables, Fla.	W	4-3

Coral Gables: Miami (OH) leads, 4-3

## MICHIGAN

### MIAMI LEADS, 9-2-1

YEAR	DATE	SITE	W/L	SCORE
1958		Coral Gables, Fla.	L	4-5 (11)
1980	6/2#	Omaha, Neb.	W	3-2
1981	3/24	Coral Gables, Fla.	W	3-2 (10)
1981	3/27	Coral Gables, Fla.	W	12-3
1981	3/28	Coral Gables, Fla.	W	10-3
1986	4/4	Minneapolis, Minn.	W	10-5 (7)
1986	4/6	Minneapolis, Minn.	L	5-7 (10)
1993	2/24	Coral Gables, Fla.	W	4-3
1993	2/25	Coral Gables, Fla.	W	8-1
2000	3/17	Coral Gables, Fla.	W	12-5
2000	3/18	Coral Gables, Fla.	W	10-3
2000	3/19	Coral Gables, Fla.	T	6-6 (10)

Coral Gables: Miami leads, 2-1

Neutral Site: Miami leads, 7-1-1

## MICHIGAN STATE

### MIAMI LEADS, 41-18-2

YEAR	DATE	SITE	W/L	SCORE
1965	3/22	Coral Gables, Fla.	L	1-2
1965	3/23	Coral Gables, Fla.	W	2-1
1965	3/24	Coral Gables, Fla.	L	2-13
1966	3/23	Coral Gables, Fla.	W	6-2
1966	3/24	Coral Gables, Fla.	T	6-6
1967	3/20	Coral Gables, Fla.	L	3-11
1967	3/22	Coral Gables, Fla.	W	5-1
1967	3/25	Coral Gables, Fla.	W	2-1
1967	4/1	Coral Gables, Fla.	W	
1968	3/19	Coral Gables, Fla.	W	5-1
1968	3/23	Coral Gables, Fla.	W	7-4
1968	3/26	Coral Gables, Fla.	W	4-3
1968	3/30	Coral Gables, Fla.	W	2-1
1969	3/17	Coral Gables, Fla.	W	11-0
1969	3/18	Coral Gables, Fla.	W	8-7
1969	3/22	Coral Gables, Fla.	W	3-0
1969	3/28	Coral Gables, Fla.	L	3-4 (11)
1970	3/26	Coral Gables, Fla.	L	1-3
1970	4/1	Coral Gables, Fla.	T	6-6 (10)

YEAR	DATE	SITE	W/L	SCORE
1970	4/3	Coral Gables, Fla.	L	6-11
1970	4/4	Coral Gables, Fla.	L	3-5
1971	3/22	Coral Gables, Fla.	L	2-10
1971	3/27	Coral Gables, Fla.	L	0-4
1971	3/31	Coral Gables, Fla.	L	0-6
1971	4/1	Coral Gables, Fla.	W	4-2
1972	3/22	Coral Gables, Fla.	W	6-5 (10)
1972	3/25	Coral Gables, Fla.	W	3-2 (10)
1972	3/29	Coral Gables, Fla.	L	1-6
1972	4/1	Coral Gables, Fla.	W	6-0
1973	3/21	Coral Gables, Fla.	W	15-2
1973	3/22	Coral Gables, Fla.	W	8-1
1973	3/28	Coral Gables, Fla.	L	1-2
1973	3/31	Coral Gables, Fla.	L	6-13
1974	3/23	Coral Gables, Fla.	W	4-1
1974	3/27	Coral Gables, Fla.	W	10-3
1974	3/30	Coral Gables, Fla.	W	13-3
1975	3/15	Coral Gables, Fla.	W	4-2
1975	3/18	Coral Gables, Fla.	W	14-1
1975	3/19	Coral Gables, Fla.	W	6-1
1976	3/20	Coral Gables, Fla.	W	6-2
1976	3/24	Coral Gables, Fla.	W	6-5
1976	3/27	Coral Gables, Fla.	W	9-6
1976	3/29	Coral Gables, Fla.	W	10-3
1976	3/29	Coral Gables, Fla.	W	9-0
1976	3/30	Coral Gables, Fla.	W	13-3
1984	3/21	Coral Gables, Fla.	W	9-7
1984	3/23	Coral Gables, Fla.	W	5-3
1985	3/19	Coral Gables, Fla.	W	11-3
1985	3/22	Coral Gables, Fla.	W	18-5 (7)
1985	3/27	Coral Gables, Fla.	W	6-3
1985	3/29	Coral Gables, Fla.	W	5-1
1985	3/30	Coral Gables, Fla.	L	6-7
1986	3/27	Coral Gables, Fla.	L	2-3
1987	3/25	Coral Gables, Fla.	W	6-3
1988	3/25	Coral Gables, Fla.	L	6-7
1988	3/26	Coral Gables, Fla.	L	4-5
1988	3/27	Coral Gables, Fla.	W	10-8 (10)
1989	3/27	Coral Gables, Fla.	W	7-5
1996	3/6	Coral Gables, Fla.	W	10-3
2000	3/8	Coral Gables, Fla.	L	11-13
2006	3/8	Coral Gables, Fla.	W	9-4

Coral Gables: Miami leads, 41-18-2

## MIDDLE TENNESSEE

### MIAMI LEADS, 4-0

YEAR	DATE	SITE	W/L	SCORE
1973	3/13	Coral Gables, Fla.	W	11-7
1973	3/15	Coral Gables, Fla.	W	8-0
1973	3/16	Coral Gables, Fla.	W	6-3
1981	5/22+	Coral Gables, Fla.	W	2-0

Coral Gables: Miami leads, 4-0

## MINNESOTA

### MIAMI LEADS, 15-3

YEAR	DATE	SITE	W/L	SCORE
1981	5/21+	Coral Gables, Fla.	W	12-0
1986	4/5	Minneapolis, Minn.	L	3-7



YEAR	DATE	SITE	W/L	SCORE
1989	3/3	Coral Gables, Fla.	W	5-4
1989	3/4	Coral Gables, Fla.	W	13-4
1989	3/5	Coral Gables, Fla.	W	7-6
1990	3/31	Minneapolis, Minn.	W	3-0 (7)
1991	3/19	Coral Gables, Fla.	W	5-0
1991	3/20	Coral Gables, Fla.	L	0-9
1991	3/24	Coral Gables, Fla.	W	10-2
1994	2/25	Coral Gables, Fla.	W	14-4
1994	2/26	Coral Gables, Fla.	L	0-2
1994	2/27	Coral Gables, Fla.	W	5-2
1994	5/29+	Coral Gables, Fla.	W	11-3
2001	3/3	Minneapolis, Minn.	W	10-1
2002	2/15	Coral Gables, Fla.	W	10-4
2002	2/16	Coral Gables, Fla.	W	21-17
2002	2/17	Coral Gables, Fla.	W	7-6
2004	2/29	Coral Gables, Fla.	W	9-2

Coral Gables: Miami leads, 13-2  
Minneapolis: Miami leads, 2-1

## MISSISSIPPI

### MIAMI LEADS, 4-1

YEAR	DATE	SITE	W/L	SCORE
1977	5/21+	Coral Gables, Fla.	W	5-2
2006	6/10\$	Oxford, Miss.	L	9-11
2006	6/11	Oxford, Miss.	W	7-0
2006	6/12	Oxford, Miss.	W	14-9
2008	6/1+	Coral Gables, Fla.	W	11-2

Coral Gables: Miami leads, 2-0  
Oxford: Miami leads, 2-1

## MISSISSIPPI STATE

### MIAMI LEADS, 3-1

YEAR	DATE	SITE	W/L	SCORE
1971	5/28+	Gastonia, N.C.	L	3-7
1985	6/8#	Omaha, Neb.	W	6-5
2005	6/4+	Coral Gables, Fla.	W	4-1
2005	6/5+	Coral Gables, Fla.	W	10-4

Coral Gables: Miami leads, 2-0  
Neutral Site: Tied, 1-1

## MISSOURI

### MIAMI LEADS, 1-0

YEAR	DATE	SITE	W/L	SCORE
2008	5/31+	Coral Gables, Fla.	W	6-5

Coral Gables: Miami leads, 1-0

## MISSOURI STATE

### MIAMI LEADS, 2-1

YEAR	DATE	SITE	W/L	SCORE
1996	5/26+	Austin, Texas	W	8-2
2003	6/17\$	Omaha, Neb.	W	7-5

YEAR	DATE	SITE	W/L	SCORE
2012	6/2+	Coral Gables, Fla.	L	2-12

Coral Gables: Missouri State leads, 1-0  
Neutral Site: Miami leads, 2-0

## MONTCLAIR STATE

### MIAMI LEADS, 3-0

YEAR	DATE	SITE	W/L	SCORE
1974	3/25	Coral Gables, Fla.	W	12-3
1974	3/28	Coral Gables, Fla.	W	12-3
1983	3/21	Coral Gables, Fla.	W	11-2

Coral Gables: Miami leads, 3-0

## MOREHEAD STATE

### MIAMI LEADS, 1-0

YEAR	DATE	SITE	W/L	SCORE
1977	5/20+	Coral Gables, Fla.	W	6-1

Coral Gables: Miami leads, 1-0

## MOUNT ST. MARY'S

### MIAMI LEADS, 1-0

YEAR	DATE	SITE	W/L	SCORE
2009	3/4	Coral Gables, Fla.	W	14-3

Coral Gables: Miami leads, 1-0

## MURRAY STATE

### MIAMI LEADS, 1-0

YEAR	DATE	SITE	W/L	SCORE
1975	5/24+	Starkville, Miss.	W	8-7

Neutral Site: Miami leads, 1-0

## NAVY

### MIAMI LEADS, 1-0

YEAR	DATE	SITE	W/L	SCORE
1988	3/8	Coral Gables, Fla.	W	9-2

Coral Gables: Miami leads, 1-0

## NEBRASKA

### NEBRASKA LEADS, 2-0

YEAR	DATE	SITE	W/L	SCORE
2005	6/10\$	Lincoln, Neb.	L	1-3
2005	6/11\$	Lincoln, Neb.	L	3-6

Lincoln: Nebraska leads, 2-0

**NEW HAMPSHIRE**

TIED, 1-1

YEAR	DATE	SITE	W/L	SCORE
1972	3/17	Coral Gables, Fla.	L	4-10
1972	3/18	Coral Gables, Fla.	W	9-3

Coral Gables: Miami leads, 2-0

**NIJT**

MIAMI LEADS, 1-0

YEAR	DATE	SITE	W/L	SCORE
2008	3/19	Coral Gables, Fla.	W	13-1

Coral Gables: Miami leads, 1-0

**NEW ORLEANS**

MIAMI LEADS, 16-9

YEAR	DATE	SITE	W/L	SCORE
1982	2/26	Coral Gables, Fla.	W	9-6
1982	2/27	Coral Gables, Fla.	L	4-5
1982	2/28	Coral Gables, Fla.	L	6-10
1983	4/28	Coral Gables, Fla.	W	11-5
1983	4/29	Coral Gables, Fla.	L	0-2
1983	4/30	Coral Gables, Fla.	W	9-5
1983	5/1	Coral Gables, Fla.	W	5-4
1983	5/10	New Orleans, La.	L	2-3
1983	5/11	New Orleans, La.	W	6-5
1984	3/1	Coral Gables, Fla.	W	2-0
1984	3/2	Coral Gables, Fla.	L	2-5
1984	3/3	Coral Gables, Fla.	L	9-15
1984	3/4	Coral Gables, Fla.	W	9-3
1985	2/28	Coral Gables, Fla.	W	8-6
1985	3/1	Coral Gables, Fla.	W	10-0
1985	3/2	Coral Gables, Fla.	W	8-3
1985	3/3	Coral Gables, Fla.	W	5-3
1987	4/14	Coral Gables, Fla.	W	9-4
1987	4/15	Coral Gables, Fla.	W	7-5
1987	5/17	Coral Gables, Fla.	L	3-6
1987	5/18	Coral Gables, Fla.	L	5-6
1987	2/21	New Orleans, La.	L	4-5 (10)
1990	4/10	Coral Gables, Fla.	W	5-3
1990	4/11	Coral Gables, Fla.	W	4-2
1991	3/2	New Orleans, La.	W	12-3

Coral Gables: Miami leads, 14-7

New Orleans: Tied, 2-2

**NEW YORK TECH**

MIAMI LEADS, 16-0

YEAR	DATE	SITE	W/L	SCORE
1978	3/15	Coral Gables, Fla.	W	7-1
1978	3/15	Coral Gables, Fla.	W	6-5
1999	3/26	Coral Gables, Fla.	W	12-3
1999	3/27	Coral Gables, Fla.	W	20-0
2000	5/19	Coral Gables, Fla.	W	6-1
2000	5/20	Coral Gables, Fla.	W	9-8

YEAR	DATE	SITE	W/L	SCORE
2000	5/21	Coral Gables, Fla.	W	17-3
2001	5/18	Coral Gables, Fla.	W	17-5
2001	5/19	Coral Gables, Fla.	W	14-7
2001	5/20	Coral Gables, Fla.	W	11-1
2002	5/24	Coral Gables, Fla.	W	16-1
2002	5/25	Coral Gables, Fla.	W	4-2
2002	5/26	Coral Gables, Fla.	W	11-5
2015	5/8	Coral Gables, Fla.	W	26-0
2015	5/9	Coral Gables, Fla.	W	13-1
2015	5/10	Coral Gables, Fla.	W	19-1

Coral Gables: Miami leads, 16-0

**NEW YORK UNIVERSITY**

MIAMI LEADS, 2-0

YEAR	DATE	SITE	W/L	SCORE
1966	3/21	Coral Gables, Fla.	W	12-0
1966	3/22	Coral Gables, Fla.	W	16-2

Coral Gables: Miami leads, 2-0

**NEWBERRY**

TIED, 1-1

YEAR	DATE	SITE	W/L	SCORE
1940			W	13-12
1948	4/8	Newberry, S.C.	L	7-13

Newberry: Newberry leads, 1-0

**NIAGARA**

MIAMI LEADS, 1-0

YEAR	DATE	SITE	W/L	SCORE
1988	4/5	Coral Gables, Fla.	W	15-2

Coral Gables: Miami leads, 1-0

**NORTH CAROLINA**

MIAMI LEADS, 34-26-1

YEAR	DATE	SITE	W/L	SCORE
1976	3/8	Coral Gables, Fla.	W	10-2
1976	3/9	Coral Gables, Fla.	W	2-1 (10)
1976	3/9	Coral Gables, Fla.	W	2-1
1976	3/10	Coral Gables, Fla.	L	4-6
1982	2/19	Coral Gables, Fla.	W	17-4
1982	2/20	Coral Gables, Fla.	L	5-6
1982	2/1	Coral Gables, Fla.	W	14-4
1987	5/8	Chapel Hill, N.C.	L	3-4
1987	5/9	Chapel Hill, N.C.	W	9-4
1987	5/10	Chapel Hill, N.C.	W	10-2
1993	5/22	Chapel Hill, N.C.	L	1-3
1995	2/10	Kissimmee, Fla.	W	12-1
1995	5/28+	Coral Gables, Fla.	W	8-4
1998	3/20	Coral Gables, Fla.	W	1-0
1998	3/21	Coral Gables, Fla.	W	8-2
1998	3/22	Coral Gables, Fla.	W	4-2



YEAR	DATE	SITE	W/L	SCORE	YEAR	DATE	SITE	W/L	SCORE
1998	5/22+	Coral Gables, Fla.	L	5-6	1999	4/11	Coral Gables, Fla.	W	7-6
1998	5/24+	Coral Gables, Fla.	W	7-4	2000	4/21	Durham, N.C.	W	12-0
2000	1/30	Orlando, Fla.	L	0-9	2000	4/22	Raleigh, N.C.	W	19-1
2002	4/26	Chapel Hill, N.C.	L	4-5	2000	4/23	Raleigh, N.C.	L	4-5
2002	4/27	Chapel Hill, N.C.	W	4-3	2003	6/7\$	Coral Gables, Fla.	W	10-9
2002	4/28	Chapel Hill, N.C.	L	4-5	2003	6/8\$	Coral Gables, Fla.	W	11-5 (11)
2004	5/14	Coral Gables, Fla.	L	1-4	2004	6/5+	Coral Gables, Fla.	W	19-5
2004	5/15	Coral Gables, Fla.	W	4-3	2005	3/4	Coral Gables, Fla.	W	6-1
2004	5/16	Coral Gables, Fla.	L	0-2	2005	3/5	Coral Gables, Fla.	L	5-11
2005	4/15	Chapel Hill, N.C.	W	17-7	2005	3/6	Coral Gables, Fla.	W	13-7
2005	4/16	Chapel Hill, N.C.	W	18-9	2005	5/25%	Jacksonville, Fla.	L	1-2
2005	4/17	Chapel Hill, N.C.	T	7-7 (10)	2006	4/28	Raleigh, N.C.	L	2-9
2006	4/7	Coral Gables, Fla.	L	7-8	2006	4/29	Raleigh, N.C.	W	9-6
2006	4/8	Coral Gables, Fla.	W	9-7	2006	4/30	Raleigh, N.C.	W	12-10
2006	4/9	Coral Gables, Fla.	L	6-8	2007	4/13	Coral Gables, Fla.	L	3-5
2007	3/9	Chapel Hill, N.C.	L	5-7	2007	4/14	Coral Gables, Fla.	W	5-1
2007	3/10	Chapel Hill, N.C.	L	1-3	2007	4/15	Coral Gables, Fla.	L	9-19
2007	3/11	Chapel Hill, N.C.	L	7-11	2008	3/14	Raleigh, N.C.	W	12-5
2008	5/15	Coral Gables, Fla.	W	12-2	2008	3/15	Raleigh, N.C.	W	2-1
2008	5/16	Coral Gables, Fla.	L	6-10	2008	3/16	Raleigh, N.C.	L	10-11
2008	5/17	Coral Gables, Fla.	L	11-12	2008	5/24%	Jacksonville, Fla.	W	5-2
2009	4/17	Chapel Hill, N.C.	L	0-3	2009	3/6	Coral Gables, Fla.	W	7-6 (12)
2009	4/18	Chapel Hill, N.C.	L	4-5 (10)	2009	3/7	Coral Gables, Fla.	W	4-0
2009	4/19	Chapel Hill, N.C.	L	1-4	2009	3/8	Coral Gables, Fla.	W	9-7
2010	4/16	Coral Gables, Fla.	W	7-5	2010	3/26	Raleigh, N.C.	W	6-5
2010	4/17	Coral Gables, Fla.	W	11-1	2010	3/27	Raleigh, N.C.	L	6-7 (11)
2010	4/18	Coral Gables, Fla.	W	8-7 (8)	2010	3/28	Raleigh, N.C.	W	4-0
2011	4/23	Chapel Hill, N.C.	W	13-6 (10)	2011	4/8	Coral Gables, Fla.	W	4-1
2011	4/24	Chapel Hill, N.C.	W	5-3	2011	4/9	Coral Gables, Fla.	W	14-13 (10)
2011	4/25	Chapel Hill, N.C.	L	1-8	2011	4/10	Coral Gables, Fla.	W	3-0
2011	5/26%	Durham, N.C.	W	7-5	2012	3/23%	Greensboro, N.C.	L	2-3
2012	4/6	Coral Gables, Fla.	W	8-0	2013	5/24%	Durham, N.C.	L	1-7
2012	4/7	Coral Gables, Fla.	W	4-3 (14)	2014	3/28	Raleigh, N.C.	W	2-1
2012	4/8	Coral Gables, Fla.	W	4-0	2014	3/29	Raleigh, N.C.	W	2-1
2012	5/24%	Greensboro, N.C.	W	5-3	2014	3/30	Raleigh, N.C.	W	12-5
2013	3/15	Chapel Hill, N.C.	W	4-1	2015	3/13	Coral Gables, Fla.	W	3-2 (10)
2013	3/16	Chapel Hill, N.C.	L	2-14	2015	3/14	Coral Gables, Fla.	W	9-2
2013	3/17	Chapel Hill, N.C.	L	1-4	2015	3/15	Coral Gables, Fla.	W	6-0
2013	5/23%	Durham, N.C.	L	10-0 (8)	2015	5/22%	Durham, N.C.	L	4-5 (12)
2014	5/16	Coral Gables, Fla.	W	6-5 (16) (G1)					
2014	5/16	Coral Gables, Fla.	L	2-11 (G2)					
2014	5/17	Coral Gables, Fla.	W	2-0					
2015	3/27	Chapel Hill, N.C.	W	4-3					
2015	3/28	Chapel Hill, N.C.	W	4-3 (11)					
2015	3/29	Chapel Hill, N.C.	L	3-10					

Coral Gables: Miami leads, 20-5  
Raleigh: Miami leads, 10-4  
Neutral Site: NC State leads, 5-3

## NORTH FLORIDA

### MIAMI LEADS, 4-2

YEAR	DATE	SITE	W/L	SCORE
1990	4/6	Coral Gables, Fla.	W	3-1
1991	4/9	Coral Gables, Fla.	W	8-7
1992	4/15	Coral Gables, Fla.	W	3-2
2007	4/18	Coral Gables, Fla.	L	2-3
2008	5/13	Coral Gables, Fla.	W	5-2
2009	4/28	Coral Gables, Fla.	L	1-10

Coral Gables: Miami leads, 4-2

## NORTHEASTERN

### MIAMI LEADS, 10-0

YEAR	DATE	SITE	W/L	SCORE
------	------	------	-----	-------

Coral Gables: Miami leads, 21-10  
Chapel Hill: North Carolina leads, 14-10-1  
Neutral Site: Miami leads, 3-2

## NC STATE

### MIAMI LEADS, 33-14

YEAR	DATE	SITE	W/L	SCORE
1989	5/19	Chapel Hill, N.C.	W	7-4
1990	5/28+	Coral Gables, Fla.	W	6-1
1991	3/5	Coral Gables, Fla.	W	11-3
1991	3/6	Coral Gables, Fla.	L	2-4
1992	5/24	Coral Gables, Fla.	W	5-4
1993	5/21	Chapel Hill, N.C.	L	7-14
1999	4/9	Coral Gables, Fla.	W	7-4
1999	4/10	Coral Gables, Fla.	L	9-13



YEAR	DATE	SITE	W/L	SCORE
1990	3/28	Coral Gables, Fla.	W	12-1
1991	3/29	Coral Gables, Fla.	W	9-3
1991	3/30	Coral Gables, Fla.	W	17-4 (7)
1991	3/30	Coral Gables, Fla.	W	8-1
1994	3/29	Coral Gables, Fla.	W	2-0
1995	3/29	Coral Gables, Fla.	W	11-4
2001	3/23	Coral Gables, Fla.	W	5-3
2001	3/24	Coral Gables, Fla.	W	5-2
2001	3/25	Coral Gables, Fla.	W	5-3
2005	3/2	Coral Gables, Fla.	W	5-1

Coral Gables: Miami leads, 10-0

## NORTHERN IOWA

### MIAMI LEADS, 2-0

YEAR	DATE	SITE	W/L	SCORE
1973	3/27	Coral Gables, Fla.	W	17-1
1973	3/30	Coral Gables, Fla.	W	6-4

Coral Gables: Miami leads, 2-0

## NORTHWESTERN

### MIAMI LEADS, 2-0

YEAR	DATE	SITE	W/L	SCORE
2000	3/22	Coral Gables, Fla.	W	4-2
2002	3/26	Coral Gables, Fla.	W	5-3

Coral Gables: Miami leads, 2-0

## NOTRE DAME

### MIAMI LEADS, 17-6

YEAR	DATE	SITE	W/L	SCORE
1970	3/30	Coral Gables, Fla.	W	7-3 (7)
1970	3/30	Coral Gables, Fla.	W	6-2 (7)
1989	3/8	Coral Gables, Fla.	L	2-4
1992	3/27	Coral Gables, Fla.	L	1-2
1992	3/28	Coral Gables, Fla.	W	18-6
1992	3/29	Coral Gables, Fla.	W	6-5 (11)
1992	5/23 +	Coral Gables, Fla.	L	3-6
1992	5/25 +	Coral Gables, Fla.	W	5-1
1994	4/2	South Bend, Ind.	W	19-7
1994	4/2	South Bend, Ind.	W	5-2
1994	4/3	South Bend, Ind.	W	4-2
1995	3/24	Coral Gables, Fla.	W	9-4
1995	3/25	Coral Gables, Fla.	W	12-4
1995	3/26	Coral Gables, Fla.	L	2-5
1998	2/20	Coral Gables, Fla.	W	18-3
1998	2/21	Coral Gables, Fla.	W	27-2
1998	2/22	Coral Gables, Fla.	W	17-3
1999	5/11	South Bend, Ind.	W	5-3
1999	5/12	South Bend, Ind.	L	0-1
2014	4/19	Coral Gables, Fla.	W	3-2
2014	4/20	Coral Gables, Fla.	L	4-7
2014	4/21	Coral Gables, Fla.	W	6-3
2015	5/23%	Durham, N.C.	W	6-5

Coral Gables: Miami leads, 12-5

South Bend: Miami leads, 4-1

Neutral: Miami leads, 1-0

## NOVA SOUTHEASTERN

### MIAMI LEADS, 4-0

YEAR	DATE	SITE	W/L	SCORE
1990	4/27	Coral Gables, Fla.	W	19-2
1992	4/29	Coral Gables, Fla.	W	12-5
1993	4/21	Coral Gables, Fla.	W	9-4
1996	4/2	Coral Gables, Fla.	W	13-2

Coral Gables: Miami leads, 4-0

## OHIO STATE

### OHIO STATE LEADS, 15-12-2

YEAR	DATE	SITE	W/L	SCORE
1959	3/21	Coral Gables, Fla.	L	0-4
1961	3/18	Coral Gables, Fla.	W	6-5
1961	3/18	Coral Gables, Fla.	T	2-2
1961	3/21	Coral Gables, Fla.	T	4-4
1961	3/22	Coral Gables, Fla.	L	4-6
1962	3/19	Coral Gables, Fla.	W	4-1
1962	3/20	Coral Gables, Fla.	L	8-12
1962	3/21	Coral Gables, Fla.	W	7-3
1963	3/16	Coral Gables, Fla.	L	3-4 (11)
1964	3/23	Coral Gables, Fla.	L	7-10
1964	3/24	Coral Gables, Fla.	L	4-8
1964	3/25	Coral Gables, Fla.	L	1-3
1964	3/28	Coral Gables, Fla.	L	2-4
1966	3/19	Coral Gables, Fla.	L	3-10
1966	3/19	Coral Gables, Fla.	W	7-6
1966	3/26	Coral Gables, Fla.	L	0-5
1968	3/20	Coral Gables, Fla.	L	1-3
1968	3/22	Coral Gables, Fla.	L	1-3
1970	3/25	Coral Gables, Fla.	L	5-12
1971	3/23	Coral Gables, Fla.	W	7-6
1971	3/26	Coral Gables, Fla.	W	12-2
1972	3/21	Coral Gables, Fla.	W	13-3
1972	3/24	Coral Gables, Fla.	L	4-7
1973	3/19	Coral Gables, Fla.	W	6-5
1973	3/23	Coral Gables, Fla.	W	10-4
1974	3/19	Coral Gables, Fla.	W	16-1
1974	3/22	Coral Gables, Fla.	W	5-0
1999	3/6	Coral Gables, Fla.	W	23-3
2009	3/24	Coral Gables, Fla.	L	1-7

Coral Gables: Ohio State leads, 15-12-2

## OKLAHOMA

### OKLAHOMA LEADS, 2-1

YEAR	DATE	SITE	W/L	SCORE
1974	6/10#	Omaha, Neb.	W	5-1
1976	5/28 +	Arlington, Texas	L	3-11
1985	4/6	Oklahoma City, Okla.	L	1-7

Neutral Site: Oklahoma leads, 2-1



## OKLAHOMA STATE

### MIAMI LEADS, 5-4

YEAR	DATE	SITE	W/L	SCORE
1979	3/12	Coral Gables, Fla.	L	1-2
1979	3/15	Coral Gables, Fla.	W	6-0
1980	3/14	Coral Gables, Fla.	W	2-1
1981	6/3#	Omaha, Neb.	L	6-12
1985	6/6#	Omaha, Neb.	W	2-1
1986	5/31#	Omaha, Neb.	W	6-2
2001	2/11	Coral Gables, Fla.	L	3-9
2013	5/31+	Louisville, Ky.	W	7-0
2013	6/2+	Louisville, Ky.	L	1-7

Coral Gables: Tied, 2-2

Neutral Site: Miami leads, 3-2

## ORAL ROBERTS

### MIAMI LEADS, 9-4

YEAR	DATE	SITE	W/L	SCORE
1978	6/5#	Omaha, Neb.	W	5-3
1984	5/14	Tulsa, Okla.	W	13-4
1984	5/15	Tulsa, Okla.	L	3-4
1997	5/15	Coral Gables, Fla.	W	20-3
1997	5/16	Coral Gables, Fla.	W	7-3
1997	5/17	Coral Gables, Fla.	W	7-3
2003	4/4	Coral Gables, Fla.	W	8-5
2003	4/5	Coral Gables, Fla.	L	1-18
2003	4/6	Coral Gables, Fla.	W	11-8
2005	3/31	Coral Gables, Fla.	W	1-0
2005	4/1	Coral Gables, Fla.	W	17-6
2005	4/2	Coral Gables, Fla.	L	3-4
2005	4/3	Coral Gables, Fla.	L	8-12

Coral Gables: Miami leads, 7-3

Tulsa: Tied, 1-1

Neutral Site: Miami leads, 1-0

## OREGON STATE

### TIED, 1-1

YEAR	DATE	SITE	W/L	SCORE
2006	6/17#	Omaha, Neb.	W	11-1
2006	6/20#	Omaha, Neb.	L	1-8

Neutral Site: Tied, 1-1

## PACE

### MIAMI LEADS, 10-0

YEAR	DATE	SITE	W/L	SCORE
1969	4/7	Coral Gables, Fla.	W	11-4
1969	4/11	Coral Gables, Fla.	W	11-4
1969	4/12	Coral Gables, Fla.	W	3-1
1971	4/16	Coral Gables, Fla.	W	9-1
1989	3/15	Coral Gables, Fla.	W	6-3
1992	3/15	Coral Gables, Fla.	W	12-0
1994	3/9	Coral Gables, Fla.	W	8-2
2003	5/2	Coral Gables, Fla.	W	27-1
2003	5/3	Coral Gables, Fla.	W	23-1

YEAR	DATE	SITE	W/L	SCORE
2003	5/4	Coral Gables, Fla.	W	20-2

Coral Gables: Miami leads, 10-0

## PENN STATE

### MIAMI LEADS, 7-0

YEAR	DATE	SITE	W/L	SCORE
1970	3/23	Coral Gables, Fla.	W	5-4
1971	3/29	Coral Gables, Fla.	W	10-1
1971	4/1	Coral Gables, Fla.	W	6-5
2004	3/27	Coral Gables, Fla.	W	6-1
2004	3/27	Coral Gables, Fla.	W	1-0
2004	3/28	Coral Gables, Fla.	W	11-3
2008	3/11	Coral Gables, Fla.	W	10-0

Coral Gables: Miami leads, 7-0

## PENNSYLVANIA

### MIAMI LEADS, 1-0

YEAR	DATE	SITE	W/L	SCORE
1991	3/14	Coral Gables, Fla.	W	9-3

Coral Gables: Miami leads, 1-0

## PEPPERDINE

### PEPPERDINE LEADS, 1-0

YEAR	DATE	SITE	W/L	SCORE
1979	6/2#	Omaha, Neb.	L	3-9

Neutral Site: Pepperdine leads, 1-0

## PITTSBURGH

### MIAMI LEADS, 12-0

YEAR	DATE	SITE	W/L	SCORE
1969	3/25	Coral Gables, Fla.	W	8-2
1969	3/26	Coral Gables, Fla.	W	8-2
1969	3/30	Coral Gables, Fla.	W	3-1
2001	3/7	Coral Gables, Fla.	W	6-2
2005	3/8	Coral Gables, Fla.	W	3-0
2009	3/11	Coral Gables, Fla.	W	11-6
2014	4/11	Coral Gables, Fla.	W	12-2
2014	4/12	Coral Gables, Fla.	W	1-0
2014	4/13	Coral Gables, Fla.	W	7-2
2015	5/2	Pittsburgh, Pa.	W	9-5
2015	5/2	Pittsburgh, Pa.	W	12-0
2015	5/3	Pittsburgh, Pa.	W	9-3

Coral Gables: Miami leads, 9-0

Pittsburgh: Miami leads, 3-0



**PORTLAND****MIAMI LEADS, 1-0**

YEAR	DATE	SITE	W/L	SCORE
1991	5/23+	Fresno, Calif.	W	13-1

Neutral Site: Miami leads, 1-0

**PRINCETON****MIAMI LEADS, 4-0**

YEAR	DATE	SITE	W/L	SCORE
1985	5/24+	Coral Gables, Fla.	W	22-6
1999	3/12	Coral Gables, Fla.	W	16-1
1999	3/13	Coral Gables, Fla.	W	16-1
1999	3/14	Coral Gables, Fla.	W	15-6

Coral Gables: Miami leads, 4-0

**PROVIDENCE****MIAMI LEADS, 1-0**

YEAR	DATE	SITE	W/L	SCORE
1992	3/5	Coral Gables, Fla.	W	4-0

Coral Gables: Miami leads, 1-0

**PURDUE****MIAMI LEADS, 1-0**

YEAR	DATE	SITE	W/L	SCORE
1988	3/6	Coral Gables, Fla.	W	8-7

Coral Gables: Miami leads, 1-0

**RHODE ISLAND****RHODE ISLAND LEADS, 1-0**

YEAR	DATE	SITE	W/L	SCORE
2009	3/3	Coral Gables, Fla.	L	0-3

Coral Gables: Rhode Island leads, 1-0

**RICE****MIAMI LEADS, 5-2**

YEAR	DATE	SITE	W/L	SCORE
1985	3/5	Coral Gables, Fla.	W	7-3
1985	3/6	Coral Gables, Fla.	W	11-3
1993	5/7	Coral Gables, Fla.	W	6-5
1993	5/8	Coral Gables, Fla.	W	13-5
1993	5/9	Coral Gables, Fla.	L	2-3
1999	6/11#	Omaha, Neb.	W	8-4
2006	6/19#	Omaha, Neb.	L	2-3

Coral Gables: Miami leads, 4-1

Neutral Site: Tied, 1-1

**RICHMOND****MIAMI LEADS, 1-0**

YEAR	DATE	SITE	W/L	SCORE
1997	5/22+	Coral Gables, Fla.	W	11-4

Coral Gables: Miami leads, 1-0

**RIDER****MIAMI LEADS, 1-0**

YEAR	DATE	SITE	W/L	SCORE
1994	5/27+	Coral Gables, Fla.	W	17-4

Coral Gables: Miami leads, 1-0

**ROLLINS****ROLLINS LEADS, 51-36**

YEAR	DATE	SITE	W/L	SCORE
1940			L	2-16
1940			L	5-13
1947	4/11	Winter Park, Fla.	L	2-4
1947	5/3	Coral Gables, Fla.	W	6-3
1947	5/3	Coral Gables, Fla.	W	9-8
1948	4/2	Winter Park, Fla.	L	3-4
1948	4/3	Winter Park, Fla.	L	4-8
1948	4/30	Coral Gables, Fla.	L	6-8 (10)
1948	5/1	Coral Gables, Fla.	L	1-2
1949	4/15	Winter Park, Fla.	L	1-13
1949	4/16	Winter Park, Fla.	L	0-3
1949	5/6	Coral Gables, Fla.	L	0-2
1949	5/7	Coral Gables, Fla.	W	5-4
1950	4/14	Coral Gables, Fla.	W	4-0
1950	4/15	Coral Gables, Fla.	L	1-6
1950	5/5	Winter Park, Fla.	L	8-10
1950	5/6	Winter Park, Fla.	L	1-7
1951	3/30	Coral Gables, Fla.	W	5-4
1951	3/31	Coral Gables, Fla.	W	4-3
1951	4/27	Winter Park, Fla.	W	5-2
1951	4/29	Winter Park, Fla.	W	7-6
1952	4/25	Winter Park, Fla.	L	1-4
1952	4/26	Winter Park, Fla.	W	7-1
1952	4/28	Coral Gables, Fla.	W	7-6
1952	4/29	Coral Gables, Fla.	L	1-2
1953	4/17	Coral Gables, Fla.	L	0-9
1953	4/18	Coral Gables, Fla.	W	9-8
1953	4/24	Winter Park, Fla.	W	10-9
1953	4/25	Winter Park, Fla.	L	1-3
1954	4/9	Winter Park, Fla.	L	7-8
1954	4/10	Winter Park, Fla.	L	1-6
1954	5/7	Coral Gables, Fla.	W	4-2
1954	5/8	Coral Gables, Fla.	L	3-6
1955	4/22	Winter Park, Fla.	L	2-11
1955	4/23	Winter Park, Fla.	L	5-12
1955	5/6	Coral Gables, Fla.	L	3-8
1955	5/7	Coral Gables, Fla.	L	2-8
1956	4/16	Coral Gables, Fla.	L	1-6
1956	4/21	Winter Park, Fla.	L	4-7
1957	4/12	Coral Gables, Fla.	L	4-6
1957	4/13	Coral Gables, Fla.	W	8-6



YEAR	DATE	SITE	W/L	SCORE	YEAR	DATE	SITE	W/L	SCORE
1958	4/11	Winter Park, Fla.	W	13-3	1986	3/18	Coral Gables, Fla.	W	7-6
1959	4/10	Coral Gables, Fla.	L	2-3	1987	3/17	Coral Gables, Fla.	L	7-12
1959	4/11	Coral Gables, Fla.	W	13-2	1988	3/22	Coral Gables, Fla.	W	4-2
1959	4/24	Winter Park, Fla.	L	0-4	1988	3/23	Coral Gables, Fla.	W	8-2
1959	4/25	Winter Park, Fla.	W	12-7	1989	3/24	Coral Gables, Fla.	W	16-8
1960	3/18	Coral Gables, Fla.	L	1-2	1989	3/25	Coral Gables, Fla.	W	7-4
1960	3/19	Coral Gables, Fla.	W	7-1	1990	3/16	Coral Gables, Fla.	W	6-2
1960	4/13	Winter Park, Fla.	W	13-4	1990	3/17	Coral Gables, Fla.	W	6-3
1960	4/14	Winter Park, Fla.	W	7-2	1991	3/22	Coral Gables, Fla.	W	5-2
1961	3/16	Coral Gables, Fla.	W	8-3	1991	3/23	Coral Gables, Fla.	W	20-4
1961	3/17	Coral Gables, Fla.	W	5-4	1992	3/17	Coral Gables, Fla.	W	10-0
1961	4/12	Winter Park, Fla.	L	2-7	1992	3/19	Coral Gables, Fla.	W	14-7
1961	4/13	Winter Park, Fla.	L	3-4 (13)	1993	3/16	Coral Gables, Fla.	W	11-4
1962	4/20	Coral Gables, Fla.	L	3-7	1994	3/15	Coral Gables, Fla.	W	14-5
1962	4/21	Coral Gables, Fla.	W	1-0	1994	3/16	Coral Gables, Fla.	W	7-6
1962	4/21	Coral Gables, Fla.	L	0-2	1995	3/10	Coral Gables, Fla.	W	12-5
1963	4/26	Winter Park, Fla.	L	2-4	1995	3/11	Coral Gables, Fla.	W	8-0
1963	4/27	Winter Park, Fla.	L	1-3	1995	3/12	Coral Gables, Fla.	W	11-4
1963	4/27	Winter Park, Fla.	L	2-3	1996	3/8	Coral Gables, Fla.	L	4-5
1964	5/1	Coral Gables, Fla.	L	8-9	1996	3/9	Coral Gables, Fla.	W	12-3
1964	5/2	Coral Gables, Fla.	W	3-1	1998	3/13	Coral Gables, Fla.	W	9-4
1964	5/2	Coral Gables, Fla.	L	1-12	1998	3/14	Coral Gables, Fla.	W	10-2
1965	4/9	Winter Park, Fla.	L	2-7	1998	3/15	Coral Gables, Fla.	W	18-6
1965	4/10	Winter Park, Fla.	L	2-3	2000	3/10	Coral Gables, Fla.	W	6-5
1965	4/10	Winter Park, Fla.	W	6-3	2000	3/11	Coral Gables, Fla.	L	6-11
1966	5/6	Coral Gables, Fla.	W	7-0	2000	3/12	Coral Gables, Fla.	W	5-3
1966	5/7	Coral Gables, Fla.	W	3-2	2001	3/9	Coral Gables, Fla.	L	4-6 (11)
1967	5/5	Winter Park, Fla.	L	5-6	2001	3/10	Coral Gables, Fla.	W	13-2
1967	5/6	Winter Park, Fla.	L	5-10	2001	3/11	Coral Gables, Fla.	L	6-9
1968	5/3	Coral Gables, Fla.	W	6-5	2002	3/15	Coral Gables, Fla.	L	3-4
1968	5/4	Coral Gables, Fla.	W	4-2	2002	3/16	Coral Gables, Fla.	W	8-3
1969	5/2	Winter Park, Fla.	W	5-0 (7)	2002	3/17	Coral Gables, Fla.	L	5-9
1969	5/3	Winter Park, Fla.	L	1-3 (7)	2003	3/14	Coral Gables, Fla.	W	15-5
1970	5/1	Coral Gables, Fla.	L	0-2	2003	3/16	Coral Gables, Fla.	L	7-8
1970	5/2	Coral Gables, Fla.	L	2-8	2004	3/12	Coral Gables, Fla.	W	12-2
1971	5/7	Winter Park, Fla.	W	8-7	2004	3/13	Coral Gables, Fla.	W	10-5
1971	5/8	Winter Park, Fla.	L	0-5	2004	3/14	Coral Gables, Fla.	W	6-5
1972	4/3	Coral Gables, Fla.	W	5-4 (10)	2005	3/16	Coral Gables, Fla.	W	13-2
1972	4/3	Coral Gables, Fla.	L	3-10	2007	3/14	Coral Gables, Fla.	W	4-1
1973	5/7	Winter Park, Fla.	W	6-4	2009	2/20	Coral Gables, Fla.	W	6-1
1973	5/8	Winter Park, Fla.	W	6-2	2009	2/21	Coral Gables, Fla.	W	4-2
1974	4/12	Coral Gables, Fla.	W	9-6	2009	2/21	Coral Gables, Fla.	L	4-5
1974	4/13	Coral Gables, Fla.	L	4-8	2009	2/22	Coral Gables, Fla.	W	18-9
1975	5/8	Winter Park, Fla.	L	5-6	2010	2/19	Coral Gables, Fla.	W	12-1
1992	4/5	Coral Gables, Fla.	W	9-1	2010	2/20	Coral Gables, Fla.	W	10-8
1994	4/5	Coral Gables, Fla.	L	2-4	2010	2/21	Coral Gables, Fla.	W	9-7
					2011	2/18	Coral Gables, Fla.	W	2-1 (11)
					2011	2/19	Coral Gables, Fla.	L	5-6 (10)
					2011	2/20	Coral Gables, Fla.	W	5-3
					2012	2/17	Coral Gables, Fla.	W	6-2
					2012	2/18	Coral Gables, Fla.	W	4-1
					2012	2/19	Coral Gables, Fla.	W	9-7
					2013	2/16	Coral Gables, Fla.	W	5-4
					2013	2/16	Coral Gables, Fla.	W	4-1 (7)
					2013	2/17	Coral Gables, Fla.	W	7-0
					2015	2/13	Coral Gables, Fla.	W	5-2
					2015	2/14	Coral Gables, Fla.	W	9-5
					2015	2/14	Coral Gables, Fla.	W	9-3
					2015	2/15	Coral Gables, Fla.	W	25-4

Coral Gables: Miami leads, 23-22

Winter Park: Rollins leads, 27-13

## RUTGERS

### MIAMI LEADS, 56-12

YEAR	DATE	SITE	W/L	SCORE
1967	3/18	Coral Gables, Fla.	W	3-2
1967	3/18	Coral Gables, Fla.	W	2-1
1967	3/21	Coral Gables, Fla.	L	2-6
1968	3/18	Coral Gables, Fla.	L	2-4
1970	3/24	Coral Gables, Fla.	W	2-0
1971	3/24	Coral Gables, Fla.	W	11-5
1971	3/25	Coral Gables, Fla.	W	14-8
1984	3/18	Coral Gables, Fla.	W	11-4
1985	3/17	Coral Gables, Fla.	W	9-3 (7)

Coral Gables: Miami leads, 56-12



## SAM HOUSTON STATE

### SAM HOUSTON STATE LEADS, 1-0

YEAR	DATE	SITE	W/L	SCORE
1996	5/23+	Austin, Texas	L	4-5

Neutral Site: Sam Houston State leads, 1-0

## SAN DIEGO STATE

### MIAMI LEADS, 4-0

YEAR	DATE	SITE	W/L	SCORE
2001	3/2	Minneapolis, Minn.	W	8-6
2003	2/21	Coral Gables, Fla.	W	6-3
2003	2/22	Coral Gables, Fla.	W	4-1
2003	2/23	Coral Gables, Fla.	W	6-3

Coral Gables: Miami leads, 3-0

Neutral Site: Miami leads, 1-0

## SAN FRANCISCO

### MIAMI LEADS, 1-0

YEAR	DATE	SITE	W/L	SCORE
2006	6/2+	Lincoln, Neb.	W	11-2

Neutral Site: Miami leads, 1-0

## SAVANNAH STATE

### MIAMI LEADS, 7-0

YEAR	DATE	SITE	W/L	SCORE
2001	4/6	Coral Gables, Fla.	W	13-4
2001	4/7	Coral Gables, Fla.	W	7-2
2001	4/8	Coral Gables, Fla.	W	16-5
2003	5/16	Coral Gables, Fla.	W	12-7
2003	5/17	Coral Gables, Fla.	W	11-2
2003	5/17	Coral Gables, Fla.	W	6-4
2003	5/18	Coral Gables, Fla.	W	11-3

Coral Gables: Miami leads, 7-0

## SETON HALL

### MIAMI LEADS, 21-4

YEAR	DATE	SITE	W/L	SCORE
1974	3/18	Coral Gables, Fla.	W	4-3 (10)
1974	3/20	Coral Gables, Fla.	W	6-2
1976	3/23	Coral Gables, Fla.	W	9-3
1976	3/26	Coral Gables, Fla.	W	5-1
1977	3/18	Coral Gables, Fla.	W	16-5
1982	2/11	Coral Gables, Fla.	W	3-1
1982	2/12	Coral Gables, Fla.	L	13-14
1982	2/15	Coral Gables, Fla.	W	7-2
1983	2/17	Coral Gables, Fla.	W	11-4
1983	2/18	Coral Gables, Fla.	W	8-4
1984	2/16	Coral Gables, Fla.	L	2-5
1984	2/19	Coral Gables, Fla.	W	15-2
1985	2/18	Coral Gables, Fla.	W	9-4
1986	2/16	Coral Gables, Fla.	W	5-1

YEAR	DATE	SITE	W/L	SCORE
1986	2/17	Coral Gables, Fla.	W	5-0
1987	2/15	Coral Gables, Fla.	L	5-11
1988	2/14	Coral Gables, Fla.	W	9-4
1989	2/19	Coral Gables, Fla.	W	11-2
1989	2/20	Coral Gables, Fla.	L	1-5
1990	2/2	Coral Gables, Fla.	W	7-0
1990	2/3	Coral Gables, Fla.	W	17-3
1990	2/4	Coral Gables, Fla.	W	8-2
1992	2/7	Coral Gables, Fla.	W	14-2
1992	2/8	Coral Gables, Fla.	W	25-3
1992	2/9	Coral Gables, Fla.	W	4-1

Coral Gables: Miami leads, 21-4

## SOUTH ALABAMA

### MIAMI LEADS, 15-8

YEAR	DATE	SITE	W/L	SCORE
1973	5/24+	Starkville, Miss.	W	5-3
1980	2/29	Coral Gables, Fla.	W	2-0
1980	3/1	Coral Gables, Fla.	L	4-7
1980	3/2	Coral Gables, Fla.	W	7-1
1980	5/25+	Coral Gables, Fla.	W	15-6
1981	5/13	Mobile, Ala.	W	3-0
1981	5/14	Mobile, Ala.	W	4-1
1981	5/15	Mobile, Ala.	W	5-2
1982	4/22	Coral Gables, Fla.	W	7-2
1983	5/6	Mobile, Ala.	L	0-10
1983	5/7	Mobile, Ala.	L	1-2 (6)
1983	5/8	Mobile, Ala.	W	7-3
1983	5/28+	Tallahassee, Fla.	W	14-5
1984	5/27+	Tallahassee, Fla.	L	4-6
1984	5/28+	Tallahassee, Fla.	W	10-2
1985	2/1	Coral Gables, Fla.	W	14-5
1985	2/2	Coral Gables, Fla.	W	12-9
1985	2/3	Coral Gables, Fla.	L	5-7
1986	4/9	Mobile, Ala.	L	4-8
1993	5/27+	Baton Rouge, La.	L	3-7
1997	1/31	Coral Gables, Fla.	W	4-2
1997	2/1	Coral Gables, Fla.	L	7-9
1997	2/2	Coral Gables, Fla.	W	16-4

Coral Gables: Miami leads, 8-3

Mobile: Miami leads, 4-3

Neutral Site: Miami leads, 3-2

## SOUTH CAROLINA

### MIAMI LEADS, 24-9

YEAR	DATE	SITE	W/L	SCORE
1974	5/25+	Starkville, Miss.	W	5-0
1974	5/26+	Starkville, Miss.	L	1-3
1974	5/27+	Starkville, Miss.	W	2-1
1979	5/10	Columbia, S.C.	W	9-0
1979	5/11	Columbia, S.C.	W	9-0 (F)
1979	5/13	Columbia, S.C.	W	3-1
1979	5/14	Columbia, S.C.	W	6-1
1980	4/2	Coral Gables, Fla.	W	9-0
1980	4/3	Coral Gables, Fla.	W	5-0
1980	4/4	Coral Gables, Fla.	L	5-15
1980	4/5	Coral Gables, Fla.	L	1-8



YEAR	DATE	SITE	W/L	SCORE	YEAR	DATE	SITE	W/L	SCORE
1982	3/12	Coral Gables, Fla.	W	2-1	1976	3/15	Coral Gables, Fla.	L	2-9
1982	3/13	Coral Gables, Fla.	W	4-3 (12)	1976	3/16	Coral Gables, Fla.	W	9-6
1982	3/14	Coral Gables, Fla.	W	8-6	1977	3/19	Coral Gables, Fla.	W	13-7
1982	3/15	Coral Gables, Fla.	W	4-3	1977	3/23	Coral Gables, Fla.	L	4-7
1982	4/14	Columbia, S.C.	W	11-3	1977	3/26	Coral Gables, Fla.	W	1-0
1982	4/15	Columbia, S.C.	W	12-8	1978	3/17	Coral Gables, Fla.	L	0-12
1982	4/16	Columbia, S.C.	L	2-6	1978	3/21	Coral Gables, Fla.	W	3-1
1982	4/17	Columbia, S.C.	W	19-3 (8)	1978	3/24	Coral Gables, Fla.	W	4-2
1983	5/13	Coral Gables, Fla.	L	3-4	1979	3/10	Coral Gables, Fla.	W	11-2
1983	5/14	Coral Gables, Fla.	W	9-7	1979	3/13	Coral Gables, Fla.	L	0-7
1983	5/15	Coral Gables, Fla.	W	6-5 (10)	1979	3/16	Coral Gables, Fla.	W	5-3
1984	3/9	Coral Gables, Fla.	L	9-14	1980	3/17	Coral Gables, Fla.	W	5-1
1984	3/10	Coral Gables, Fla.	W	6-3	1980	3/18	Coral Gables, Fla.	L	2-5
1984	3/11	Coral Gables, Fla.	W	13-11	1980	3/20	Coral Gables, Fla.	W	9-4
1986	5/24+	Coral Gables, Fla.	W	7-5	1980	3/22	Coral Gables, Fla.	W	8-1
1988	5/29+	Coral Gables, Fla.	W	10-3	1981	3/13	Coral Gables, Fla.	W	5-0
1992	5/24+	Coral Gables, Fla.	W	17-2	1981	3/14	Coral Gables, Fla.	W	6-4
1998	5/23+	Coral Gables, Fla.	W	14-2	1981	3/18	Coral Gables, Fla.	W	11-5
2002	6/7\$	Columbia, S.C.	L	7-10	1981	3/21	Coral Gables, Fla.	W	7-4
2002	6/8\$	Columbia, S.C.	W	5-2	1983	3/12	Coral Gables, Fla.	W	12-3
2002	6/9\$	Columbia, S.C.	L	4-6	1983	3/17	Coral Gables, Fla.	L	7-13
2004	6/22#	Omaha, Neb.	L	11-15	1983	3/19	Coral Gables, Fla.	W	9-0
					1983	3/19	Coral Gables, Fla.	W	7-3
					1984	3/14	Coral Gables, Fla.	W	4-3
					1984	3/16	Coral Gables, Fla.	W	10-7
					1984	3/17	Coral Gables, Fla.	W	11-7
					1985	3/14	Coral Gables, Fla.	W	12-4
					1985	3/15	Coral Gables, Fla.	W	2-0
					1985	3/16	Coral Gables, Fla.	W	7-6
					1986	3/8	Coral Gables, Fla.	W	4-1
					1986	3/14	Coral Gables, Fla.	W	5-2
					1987	3/13	Coral Gables, Fla.	W	9-4
					1987	3/14	Coral Gables, Fla.	W	7-0
					1988	3/11	Coral Gables, Fla.	W	7-6
					1988	3/12	Coral Gables, Fla.	W	6-5
					1989	3/10	Coral Gables, Fla.	W	6-0
					1989	3/11	Coral Gables, Fla.	W	10-6
					1990	3/9	Coral Gables, Fla.	W	5-1
					1990	3/10	Coral Gables, Fla.	L	0-1
					1991	3/8	Coral Gables, Fla.	L	1-2
					1991	3/9	Coral Gables, Fla.	W	12-0
					1992	3/20	Coral Gables, Fla.	W	9-1
					1992	3/21	Coral Gables, Fla.	W	5-1
					1993	3/18	Coral Gables, Fla.	W	6-2
					1994	3/18	Coral Gables, Fla.	W	5-1
					1994	3/19	Coral Gables, Fla.	W	12-3
					1995	3/14	Coral Gables, Fla.	W	5-4
					1995	3/15	Coral Gables, Fla.	W	5-3

Coral Gables: Miami leads, 14-4

Columbia: Miami leads, 8-3

Neutral Site: Tied, 2-2

## USC

### MIAMI LEADS, 8-5

YEAR	DATE	SITE	W/L	SCORE
1974	6/12#	Omaha, Neb.	W	7-3
1974	6/15#	Omaha, Neb.	L	3-7
1978	6/2#	Omaha, Neb.	L	3-9
1981	2/6	Coral Gables, Fla.	W	7-6
1981	2/7	Coral Gables, Fla.	W	6-3
1981	2/8	Coral Gables, Fla.	W	10-9 (13)
1985	4/5	Oklahoma City, Okla.	W	11-1
1985	4/7	Oklahoma City, Okla.	W	8-6
1995	6/2#	Omaha, Neb.	W	15-10
1995	6/7#	Omaha, Neb.	L	5-7
1995	6/9#	Omaha, Neb.	L	3-7
2001	6/11#	Omaha, Neb.	W	4-3
2002	3/1	Fullerton, Calif.	L	10-11

Coral Gables: Miami leads, 3-0

Neutral Site: Tied, 5-5

## SOUTHERN ILLINOIS

### MIAMI LEADS, 47-10

YEAR	DATE	SITE	W/L	SCORE
1972	3/23	Coral Gables, Fla.	W	6-0
1972	3/26	Coral Gables, Fla.	L	1-7
1973	3/17	Coral Gables, Fla.	W	13-12
1973	3/18	Coral Gables, Fla.	W	12-1
1974	3/26	Coral Gables, Fla.	W	6-1
1974	3/29	Coral Gables, Fla.	W	6-1
1974	6/13#	Omaha, Neb.	L	3-4
1976	3/13	Coral Gables, Fla.	W	13-0
1976	3/14	Coral Gables, Fla.	W	19-3

Coral Gables: Miami leads, 46-10

Neutral Site: Southern Illinois leads, 1-0

## ST. BONAVENTURE

### TIED, 1-1

YEAR	DATE	SITE	W/L	SCORE
2004	6/4+	Coral Gables, Fla.	W	6-3
2007	3/6	Coral Gables, Fla.	L	2-5

Coral Gables: Tied, 1-1

**ST. FRANCIS BROOKLYN****MIAMI LEADS, 5-0**

YEAR	DATE	SITE	W/L	SCORE
1979	3/27	Coral Gables, Fla.	W	10-3
1979	3/28	Coral Gables, Fla.	W	15-5
1988	3/17	Coral Gables, Fla.	W	10-5
1990	2/21	Coral Gables, Fla.	W	10-2
1990	2/25	Coral Gables, Fla.	W	17-1

Coral Gables: Miami leads, 5-0

**ST. JOHN'S****MIAMI LEADS, 3-0**

YEAR	DATE	SITE	W/L	SCORE
2013	5/3	Coral Gables, Fla.	W	12-3
2013	5/4	Coral Gables, Fla.	W	4-2
2013	5/5	Coral Gables, Fla.	W	6-4

Coral Gables: Miami leads, 3-0

**ST. JOSEPH'S****MIAMI LEADS, 19-1**

YEAR	DATE	SITE	W/L	SCORE
1972	3/10	Coral Gables, Fla.	L	3-6
1972	3/11	Coral Gables, Fla.	W	7-1
1972	3/11	Coral Gables, Fla.	W	4-3
1972	3/12	Coral Gables, Fla.	W	5-2
1973	3/6	Coral Gables, Fla.	W	9-2
1973	3/7	Coral Gables, Fla.	W	4-3
1974	3/5	Coral Gables, Fla.	W	9-2
1974	3/6	Coral Gables, Fla.	W	5-2
1975	3/2	Coral Gables, Fla.	W	10-7
1975	3/2	Coral Gables, Fla.	W	4-1
1978	3/6	Coral Gables, Fla.	W	11-0
1978	3/7	Coral Gables, Fla.	W	6-4
1979	3/6	Coral Gables, Fla.	W	6-2
1979	3/9	Coral Gables, Fla.	W	8-5
1980	3/4	Coral Gables, Fla.	W	6-0
1980	3/5	Coral Gables, Fla.	W	12-4
1981	3/2	Coral Gables, Fla.	W	14-4
1981	3/3	Coral Gables, Fla.	W	11-0
1981	3/4	Coral Gables, Fla.	W	15-7
2009	3/10	Coral Gables, Fla.	W	11-6

Coral Gables: Miami leads, 19-1

**ST. LEO****MIAMI LEADS, 10-1**

YEAR	DATE	SITE	W/L	SCORE
1968	4/5	Coral Gables, Fla.	W	8-1
1968	4/6	Coral Gables, Fla.	W	1-0
1968	4/6	Coral Gables, Fla.	W	11-0
1969	4/9	Dade City, Fla.	L	10-11
1977	2/22	Coral Gables, Fla.	W	5-0
1977	2/23	Coral Gables, Fla.	W	6-5
1980	2/26	Coral Gables, Fla.	W	7-2

YEAR	DATE	SITE	W/L	SCORE
1980	2/27	Coral Gables, Fla.	W	20-2
1981	4/29	Coral Gables, Fla.	W	14-2
1981	4/30	Coral Gables, Fla.	W	8-1
1983	3/30	Coral Gables, Fla.	W	8-4

Coral Gables: Miami leads, 10-0

Neutral Site: St. Leo leads, 1-0

**SAINT MARY'S****MIAMI LEADS, 3-0**

YEAR	DATE	SITE	W/L	SCORE
2008	5/2	Coral Gables, Fla.	W	10-6
2008	5/3	Coral Gables, Fla.	W	5-0
2008	5/4	Coral Gables, Fla.	W	15-3

Coral Gables: Miami leads, 3-0

**ST. PETER'S****MIAMI LEADS, 1-0**

YEAR	DATE	SITE	W/L	SCORE
2003	3/18	Coral Gables, Fla.	W	16-2

Coral Gables: Miami leads, 1-0

**ST. THOMAS****MIAMI LEADS, 22-2**

YEAR	DATE	SITE	W/L	SCORE
1985	2/20	Coral Gables, Fla.	L	1-4
1986	3/4	Coral Gables, Fla.	L	9-10
1988	3/1	Coral Gables, Fla.	W	6-2
1989	4/18	Coral Gables, Fla.	W	9-0
1990	4/7	Coral Gables, Fla.	W	13-2
1990	4/18	Coral Gables, Fla.	W	6-2
1991	4/6	Coral Gables, Fla.	W	6-3
1991	4/17	Coral Gables, Fla.	W	4-3 (12)
1992	4/17	Coral Gables, Fla.	W	11-1
1992	4/18	Coral Gables, Fla.	W	4-3 (12)
1992	4/28	Coral Gables, Fla.	W	11-1
1993	4/16	Coral Gables, Fla.	W	7-6 (15)
1993	4/17	Coral Gables, Fla.	W	8-6
1994	4/22	Coral Gables, Fla.	W	8-6
1994	4/23	Coral Gables, Fla.	W	9-4
1996	3/27	Coral Gables, Fla.	W	8-0
1996	4/10	Coral Gables, Fla.	W	15-2
1997	4/9	Coral Gables, Fla.	W	12-2
1998	4/17	Coral Gables, Fla.	W	12-8
1998	4/18	Coral Gables, Fla.	W	22-7
2009	3/17	Coral Gables, Fla.	W	8-0
2010	4/27	Coral Gables, Fla.	W	9-6
2012	3/28	Coral Gables, Fla.	W	11-4
2013	2/26	Coral Gables, Fla.	W	5-4

Coral Gables: Miami leads, 22-2



## STANFORD

### MIAMI LEADS, 5-3

YEAR	DATE	SITE	W/L	SCORE
1985	6/1#	Omaha, Neb.	W	17-3
1988	4/29	Coral Gables, Fla.	W	9-3
1988	4/30	Coral Gables, Fla.	W	7-3
1998	6/7#	Omaha, Neb.	L	1-2
1990	4/1	Minneapolis, Minn.	W	4-3
1991	5/25+	Fresno, Calif.	L	7-15
2001	6/16#	Omaha, Neb.	W	12-1
2008	6/18#	Omaha, Neb.	L	3-8

Coral Gables: Miami leads, 2-0

Neutral Site: Tied, 3-3

## STETSON

### MIAMI LEADS, 112-43

YEAR	DATE	SITE	W/L	SCORE
1947	4/24	Miami Beach, Fla.	W	4-1
1947	4/25	Miami Beach, Fla.	L	2-5
1948	4/19	DeLand, Fla.	W	14-3
1948	4/20	DeLand, Fla.	W	3-0
1948	5/11	Coral Gables, Fla.	W	3-2
1949	4/13	DeLand, Fla.	L	4-5
1949	4/14	DeLand, Fla.	L	6-8
1949	4/29	Coral Gables, Fla.	W	3-2
1949	4/30	Coral Gables, Fla.	W	9-3
1950	4/28	Coral Gables, Fla.	W	5-4
1950	4/29	Coral Gables, Fla.	W	10-7
1950	5/3	DeLand, Fla.	L	2-10
1950	5/4	DeLand, Fla.	W	13-7
1951	4/13	Coral Gables, Fla.	L	3-6
1951	4/14	Coral Gables, Fla.	L	3-7
1951	5/2	DeLand, Fla.	L	4-5
1951	5/3	DeLand, Fla.	L	8-13
1952	4/18	Coral Gables, Fla.	W	6-5
1952	4/19	Coral Gables, Fla.	L	4-5
1952	4/23	DeLand, Fla.	L	2-4
1952	4/24	DeLand, Fla.	L	4-6
1953	3/30	Coral Gables, Fla.	W	18-17
1953	3/31	Coral Gables, Fla.	L	0-6
1953	4/22	DeLand, Fla.	L	4-11
1953	4/23	DeLand, Fla.	W	12-0
1954	4/16	Coral Gables, Fla.	W	5-1
1954	4/17	Coral Gables, Fla.	L	3-2
1954	4/30	DeLand, Fla.	L	2-10
1954	5/1	DeLand, Fla.	L	6-8
1955	4/8	Coral Gables, Fla.	W	6-0
1955	4/20	DeLand, Fla.	L	8-20
1955	4/21	DeLand, Fla.	W	10-6
1956	4/13	Coral Gables, Fla.	W	8-7 (12)
1956	4/14	Coral Gables, Fla.	W	4-3
1956	4/26	DeLand, Fla.	W	3-2
1956	4/26	DeLand, Fla.	W	2-0
1957	3/13	DeLand, Fla.	L	0-6
1957	3/14	DeLand, Fla.	W	5-4
1957	5/10	Coral Gables, Fla.	L	6-11
1957	5/11	Coral Gables, Fla.	W	9-7
1958	3/12	DeLand, Fla.	L	5-7
1958	5/9	Coral Gables, Fla.	W	3-0

YEAR	DATE	SITE	W/L	SCORE
1958	5/10	Coral Gables, Fla.	L	1-9
1959	5/8	Coral Gables, Fla.	W	10-3
1959	5/9	Coral Gables, Fla.	W	1-0 (10)
1960	4/11	DeLand, Fla.	W	5-0
1960	4/12	DeLand, Fla.	L	3-6
1960	5/6	Coral Gables, Fla.	W	6-0
1960	5/7	Coral Gables, Fla.	W	8-1
1961	4/14	DeLand, Fla.	L	1-6
1961	4/15	DeLand, Fla.	L	5-6
1961	5/5	Coral Gables, Fla.	W	3-2
1961	5/6	Coral Gables, Fla.	W	4-1
1962	4/13	DeLand, Fla.	W	14-7
1962	4/13	DeLand, Fla.	W	12-8
1962	4/14	DeLand, Fla.	W	7-2
1963	4/19	Coral Gables, Fla.	W	11-2
1963	4/20	Coral Gables, Fla.	W	1-0
1963	4/20	Coral Gables, Fla.	W	7-0
1964	4/24	DeLand, Fla.	W	12-4
1964	4/25	DeLand, Fla.	W	4-1
1964	4/25	DeLand, Fla.	W	13-4
1965	5/7	Coral Gables, Fla.	W	15-1
1965	5/8	Coral Gables, Fla.	W	3-2
1965	5/8	Coral Gables, Fla.	L	6-8
1967	5/8	DeLand, Fla.	W	9-0
1967	5/9	DeLand, Fla.	W	10-5
1968	5/10	Coral Gables, Fla.	W	2-1
1969	4/28	DeLand, Fla.	W	14-9
1969	4/29	DeLand, Fla.	L	5-6 (10)
1970	4/17	Coral Gables, Fla.	W	3-2
1970	4/18	Coral Gables, Fla.	W	3-2
1971	5/10	DeLand, Fla.	L	0-2
1971	5/11	DeLand, Fla.	W	4-3
1972	5/5	Coral Gables, Fla.	W	2-1
1972	5/6	Coral Gables, Fla.	W	7-0
1973	3/9	DeLand, Fla.	W	7-0
1973	3/10	DeLand, Fla.	W	4-0
1973	3/10	DeLand, Fla.	L	2-4
1974	5/10	Coral Gables, Fla.	L	7-9
1974	5/11	Coral Gables, Fla.	W	4-3
1975	3/4	DeLand, Fla.	W	12-5
1975	3/5	DeLand, Fla.	W	5-2
1976	4/30	Coral Gables, Fla.	W	14-1
1976	5/1	Coral Gables, Fla.	W	6-5 (12)
1977	2/18	DeLand, Fla.	L	6-7
1977	2/19	DeLand, Fla.	W	6-0
1978	4/28	Coral Gables, Fla.	W	10-2
1978	4/29	Coral Gables, Fla.	W	5-4 (10)
1979	4/20	DeLand, Fla.	W	12-3
1979	4/20	DeLand, Fla.	W	4-0
1979	4/21	DeLand, Fla.	W	14-10
1980	4/25	Coral Gables, Fla.	W	17-6
1980	4/26	Coral Gables, Fla.	W	11-4
1980	4/27	Coral Gables, Fla.	W	3-2 (10)
1981	4/8	DeLand, Fla.	W	6-5
1981	4/8	DeLand, Fla.	W	5-3
1981	4/9	DeLand, Fla.	L	3-9
1982	4/8	Coral Gables, Fla.	W	3-2
1982	4/9	Coral Gables, Fla.	W	14-7
1982	4/10	Coral Gables, Fla.	L	2-4
1982	5/29+	Coral Gables, Fla.	W	18-2
1982	5/30+	Coral Gables, Fla.	W	15-3
1983	4/5	DeLand, Fla.	L	4-5
1983	4/5	DeLand, Fla.	W	15-8





YEAR	DATE	SITE	W/L	SCORE
1983	4/6	DeLand, Fla.	W	14-6
1983	4/22	Coral Gables, Fla.	W	4-1
1983	4/23	Coral Gables, Fla.	W	12-9
1984	4/26	Coral Gables, Fla.	W	7-3
1984	4/27	Coral Gables, Fla.	W	11-1
1984	4/28	Coral Gables, Fla.	W	5-4
1984	5/26+	Tallahassee, Fla.	W	13-8
1985	4/29	DeLand, Fla.	W	12-10
1985	4/30	DeLand, Fla.	L	2-3
1985	4/30	DeLand, Fla.	W	4-3
1986	4/24	Coral Gables, Fla.	W	17-6
1986	4/25	Coral Gables, Fla.	W	12-4
1986	4/26	Coral Gables, Fla.	W	9-1
1987	3/31	DeLand, Fla.	W	8-2
1987	4/1	DeLand, Fla.	W	6-4
1988	5/20	Coral Gables, Fla.	W	6-4
1989	3/28	Coral Gables, Fla.	W	5-3
1989	3/29	Coral Gables, Fla.	L	8-9 (10)
1990	3/5	DeLand, Fla.	W	4-1
1990	3/6	DeLand, Fla.	W	5-4 (11)
1990	5/25+	Coral Gables, Fla.	W	4-3
1991	2/15	Coral Gables, Fla.	W	8-1
1991	2/16	Coral Gables, Fla.	W	2-0
1992	2/28	Coral Gables, Fla.	L	5-8
1992	2/29	Coral Gables, Fla.	W	7-2
1992	3/1	Coral Gables, Fla.	W	7-5
1993	3/1	DeLand, Fla.	W	6-4
1993	3/2	DeLand, Fla.	W	19-3
1994	2/11	Coral Gables, Fla.	W	6-4
1994	2/12	Coral Gables, Fla.	L	4-7
1994	2/13	Coral Gables, Fla.	L	3-5
1995	4/21	Coral Gables, Fla.	L	3-10
1995	4/22	Coral Gables, Fla.	W	14-7
1995	4/23	DeLand, Fla.	L	2-3
1996	4/26	Coral Gables, Fla.	W	20-7
1996	4/27	Coral Gables, Fla.	W	7-6
1996	4/28	Coral Gables, Fla.	W	9-4
1997	2/7	Coral Gables, Fla.	L	6-10
1997	2/8	Coral Gables, Fla.	W	7-0
1997	2/9	Coral Gables, Fla.	W	11-4
1997	2/17	DeLand, Fla.	L	10-11
1999	1/29	Coral Gables, Fla.	W	12-1
1999	1/30	Coral Gables, Fla.	W	4-3 (10)
2001	5/27+	Coral Gables, Fla.	W	16-8
2007	4/25	Coral Gables, Fla.	W	7-3
2012	4/18	Coral Gables, Fla.	W	3-2
2013	4/10	Coral Gables, Fla.	W	8-2
2014	3/12	DeLand, Fla.	L	3-7
2015	3/11	Coral Gables, Fla.	W	7-0

Coral Gables: Miami leads, 70-16

DeLand: Miami leads, 39-26

Neutral Site: Miami leads, 2-1

## TAMPA

### MIAMI LEADS, 67-9

YEAR	DATE	SITE	W/L	SCORE
1940			L	5-7
1947	4/18	Coral Gables, Fla.	W	3-1
1947	5/16	Coral Gables, Fla.	W	9-2
1948	4/22	Tampa, Fla.	L	0-1 (10)
1948	5/21	Coral Gables, Fla.	W	7-0
1948	5/22	Coral Gables, Fla.	W	10-7
1949	4/22	Coral Gables, Fla.	W	3-2
1949	4/23	Coral Gables, Fla.	W	14-3
1952	5/16	Coral Gables, Fla.	W	9-4
1952	5/17	Coral Gables, Fla.	W	13-6
1957	5/3	Coral Gables, Fla.	W	7-6
1958	4/16	Tampa, Fla.	L	3-4
1958	4/17	Tampa, Fla.	L	1-3
1958	4/25	Coral Gables, Fla.	W	5-2
1958	4/26	Coral Gables, Fla.	W	4-1
1959	4/20	Tampa, Fla.	L	3-5
1959	4/21	Tampa, Fla.	L	1-5
1960	4/22	Coral Gables, Fla.	W	5-2
1960	5/12	Tampa, Fla.	W	3-1
1961	4/10	Tampa, Fla.	W	5-2 (12)
1961	4/10	Tampa, Fla.	W	4-2
1962	5/1	Tampa, Fla.	W	8-7 (12)
1962	5/2	Tampa, Fla.	W	7-6
1962	5/2	Tampa, Fla.	W	5-0
1963	4/5	Coral Gables, Fla.	W	4-3
1963	4/6	Coral Gables, Fla.	W	7-5
1963	4/6	Coral Gables, Fla.	L	2-3
1964	4/10	Tampa, Fla.	W	10-0
1964	4/11	Tampa, Fla.	W	9-6
1964	4/11	Tampa, Fla.	W	5-4
1965	4/26	Coral Gables, Fla.	W	3-2
1965	4/26	Coral Gables, Fla.	W	4-2
1965	4/27	Coral Gables, Fla.	W	5-1
1966	5/2	Coral Gables, Fla.	W	1-0
1966	5/3	Coral Gables, Fla.	W	5-2
1967	5/1	Coral Gables, Fla.	W	5-0
1967	5/2	Coral Gables, Fla.	W	10-0
1968	5/6	Coral Gables, Fla.	W	8-3
1968	5/7	Coral Gables, Fla.	W	1-0
1969	5/9	Coral Gables, Fla.	W	13-0
1969	5/10	Coral Gables, Fla.	W	1-0 (11)
1970	3/13	Coral Gables, Fla.	W	1-0
1970	3/14	Coral Gables, Fla.	W	2-1
1971	4/30	Coral Gables, Fla.	W	13-0 (7)
1971	5/1	Coral Gables, Fla.	W	11-8
1972	4/21	Coral Gables, Fla.	W	3-2
1972	4/22	Coral Gables, Fla.	W	3-2
1973	4/27	Coral Gables, Fla.	W	3-2
1973	4/28	Coral Gables, Fla.	W	20-1
1974	4/26	Coral Gables, Fla.	W	7-2
1974	4/27	Coral Gables, Fla.	W	11-1
1975	4/13	Coral Gables, Fla.	W	12-1
1975	4/15	Coral Gables, Fla.	W	6-5
1976	2/27	Coral Gables, Fla.	W	4-1
1976	2/28	Coral Gables, Fla.	W	4-0
1976	3/4	Tampa, Fla.	W	3-1
1977	4/7	Coral Gables, Fla.	W	10-1
1978	4/8	Coral Gables, Fla.	W	5-4
1978	4/8	Coral Gables, Fla.	W	9-2

## STONY BROOK

### TIED, 1-1

YEAR	DATE	SITE	W/L	SCORE
2003	3/19	Coral Gables, Fla.	W	9-8
2012	6/1+	Coral Gables, Fla.	L	2-10

Coral Gables: Tied, 1-1



YEAR	DATE	SITE	W/L	SCORE	YEAR	DATE	SITE	W/L	SCORE
1985	2/27	Coral Gables, Fla.	W	17-4	1987	2/9	Austin, Texas	L	7-8
1986	5/6	Coral Gables, Fla.	W	8-7 (10)	1988	2/27	Coral Gables, Fla.	L	5-8
1987	2/17	Coral Gables, Fla.	L	1-5	1988	2/28	Coral Gables, Fla.	W	3-2
1988	4/26	Coral Gables, Fla.	W	8-5	1989	2/25	Austin, Texas	W	6-5
1989	5/9	Coral Gables, Fla.	L	12-13	1989	2/26	Austin, Texas	L	2-5
1990	4/25	Coral Gables, Fla.	W	2-1 (10)	1989	2/27	Austin, Texas	L	5-6
1991	2/12	Coral Gables, Fla.	W	6-1	1989	6/5#	Omaha, Neb.	L	2-12
1992	5/12	Coral Gables, Fla.	W	5-1	1990	2/16	Coral Gables, Fla.	W	6-5
1992	5/13	Coral Gables, Fla.	W	12-11	1990	2/17	Coral Gables, Fla.	W	7-1
1993	4/30	Coral Gables, Fla.	W	6-2	1990	2/18	Coral Gables, Fla.	W	7-6
1993	5/1	Coral Gables, Fla.	W	11-3	1991	2/8	Austin, Texas	L	2-6
1994	5/7	Coral Gables, Fla.	W	10-4	1991	2/9	Austin, Texas	L	5-7
1994	5/8	Coral Gables, Fla.	W	3-0	1991	2/10	Austin, Texas	W	6-5
1995	3/31	Coral Gables, Fla.	W	19-7	1992	5/1	Coral Gables, Fla.	W	6-1
1995	4/1	Coral Gables, Fla.	W	7-5	1992	5/2	Coral Gables, Fla.	W	3-2
1996	4/20	Coral Gables, Fla.	W	5-3	1992	5/3	Coral Gables, Fla.	L	3-10
1996	4/21	Coral Gables, Fla.	W	2-1	1993	2/5	Austin, Texas	L	6-17
					1993	2/6	Austin, Texas	L	6-7
					1993	2/7	Austin, Texas	L	11-12 (10)
					1996	5/25+	Austin, Texas	W	9-7
					1997	3/1	Austin, Texas	L	3-4
					1997	3/2	Austin, Texas	L	3-22
					1997	3/3	Austin, Texas	L	12-13
					1998	2/27	Coral Gables, Fla.	W	5-4
					1998	2/28	Coral Gables, Fla.	W	9-5
					1998	3/1	Coral Gables, Fla.	L	7-8
					1999	2/26	Coral Gables, Fla.	W	7-1
					1999	2/27	Coral Gables, Fla.	W	6-4
					1999	2/28	Coral Gables, Fla.	W	14-11
					2003	6/14#	Omaha, Neb.	L	2-13
					2003	6/17#	Omaha, Neb.	L	1-5

Coral Gables: Miami leads, 57-3  
Tampa: Miami leads, 10-5

## TENNESSEE

### MIAMI LEADS, 13-6

YEAR	DATE	SITE	W/L	SCORE
1989	2/17	Coral Gables, Fla.	W	4-1
1989	2/18	Coral Gables, Fla.	L	5-6 (11)
1994	2/4	Coral Gables, Fla.	W	6-0
1994	2/5	Coral Gables, Fla.	W	3-1
1994	2/6	Coral Gables, Fla.	W	1-0
1996	4/16	Knoxville, Tenn.	L	1-12
1996	4/17	Knoxville, Tenn.	L	2-4
1996	4/18	Knoxville, Tenn.	L	1-15
2001	6/9#	Omaha, Neb.	W	21-13
2001	6/14#	Omaha, Neb.	W	12-6
2002	2/1	Coral Gables, Fla.	W	5-4
2002	2/2	Coral Gables, Fla.	L	4-7
2002	2/3	Coral Gables, Fla.	W	9-4
2003	3/7	Knoxville, Tenn.	W	5-2
2003	3/8	Knoxville, Tenn.	W	8-4
2003	3/9	Knoxville, Tenn.	W	10-4
2004	2/20	Coral Gables, Fla.	W	8-7
2004	2/21	Coral Gables, Fla.	L	11-14
2004	2/22	Coral Gables, Fla.	W	14-3

Coral Gables: Miami leads, 8-3  
Knoxville: Tied, 3-3  
Neutral Site: Miami leads, 2-0

## TEXAS

### TEXAS LEADS, 21-19

YEAR	DATE	SITE	W/L	SCORE
1976	5/30+	Arlington, Texas	L	0-5
1981	6/4#	Omaha, Neb.	L	4-5
1982	6/10#	Omaha, Neb.	W	2-1
1985	6/5#	Omaha, Neb.	L	4-8
1985	6/9#	Omaha, Neb.	W	2-1
1985	6/11#	Omaha, Neb.	W	10-6
1986	2/8	Coral Gables, Fla.	W	5-3
1986	2/9	Coral Gables, Fla.	W	10-7
1987	2/8	Austin, Texas	L	6-16

Coral Gables: Miami leads, 13-3  
Austin: Texas leads, 12-3  
Neutral Site: Texas leads, 6-3

## TEXAS A&M

### MIAMI LEADS, 8-3

YEAR	DATE	SITE	W/L	SCORE
1979	3/14	Coral Gables, Fla.	W	3-1
1979	3/17	Coral Gables, Fla.	L	3-4 (12)
1980	4/11	College Station, Texas	W	8-1
1980	4/12	College Station, Texas	W	4-1 (7)
1983	3/11	Coral Gables, Fla.	W	5-1
1983	3/14	Coral Gables, Fla.	W	16-4
1995	5/29+	Coral Gables, Fla.	L	0-4
1995	5/29+	Coral Gables, Fla.	W	5-2
2010	6/5+	Coral Gables, Fla.	W	14-1
2010	6/6+	Coral Gables, Fla.	L	7-11
2010	6/7+	Coral Gables, Fla.	W	10-3

Coral Gables: Miami leads, 6-3  
College Station: Miami leads, 2-0

## TEXAS TECH

### TIED, 2-2

YEAR	DATE	SITE	W/L	SCORE
1998	5/23+	Coral Gables, Fla.	W	13-0
2014	5/31+	Coral Gables, Fla.	L	0-3



YEAR	DATE	SITE	W/L	SCORE
2014	6/1+	Coral Gables, Fla.	W	2-1 (10)
2014	6/2+	Coral Gables, Fla.	L	0-4

Coral Gables: Tied, 2-2

YEAR	DATE	SITE	W/L	SCORE
1984	3/24	Coral Gables, Fla.	L	4-9
1987	2/22	New Orleans, La.	L	3-4 (11)
1988	4/15	Coral Gables, Fla.	W	8-2
1988	4/16	Coral Gables, Fla.	L	1-4
1991	3/3	New Orleans, La.	L	2-5

Coral Gables: Miami leads, 8-4

New Orleans: Tulane leads, 4-1

## THE CITADEL

TIED, 3-3

YEAR	DATE	SITE	W/L	SCORE
1979	5/18+	Coral Gables, Fla.	W	3-1 (16)
1990	5/28+	Coral Gables, Fla.	L	2-6
1990	5/29+	Coral Gables, Fla.	L	1-4
2003	2/28	Coral Gables, Fla.	L	7-8
2003	3/1	Coral Gables, Fla.	W	6-1
2003	3/2	Coral Gables, Fla.	W	14-6

Coral Gables: Tied, 3-3

## TOLEDO

MIAMI LEADS, 1-0

YEAR	DATE	SITE	W/L	SCORE
1997	3/22	Coral Gables, Fla.	W	22-3

Coral Gables: Miami leads, 1-0

## TOWSON

MIAMI LEADS, 1-0

YEAR	DATE	SITE	W/L	SCORE
1988	5/25+	Coral Gables, Fla.	W	4-0

Coral Gables: Miami leads, 1-0

## TROY

MIAMI LEADS, 1-0

YEAR	DATE	SITE	W/L	SCORE
1978	4/15	Atlanta, Ga.	W	12-4

Neutral Site: Miami leads, 1-0

## TULANE

MIAMI LEADS, 9-8

YEAR	DATE	SITE	W/L	SCORE
1970	4/19	Coral Gables, Fla.	L	7-9 (7)
1970	4/19	Coral Gables, Fla.	W	1-0 (7)
1970	4/20	Coral Gables, Fla.	W	6-2
1971	4/17	Coral Gables, Fla.	W	4-0
1971	4/17	Coral Gables, Fla.	L	3-4
1971	4/18	Coral Gables, Fla.	W	7-5
1972	4/8	New Orleans, La.	L	6-7
1972	4/9	New Orleans, La.	L	1-3
1995	4/18	Coral Gables, Fla.	W	3-2
1995	4/19	Coral Gables, Fla.	W	9-8
1995	4/20	Coral Gables, Fla.	W	2-1
1977	3/11	New Orleans, La.	W	11-6

## UCF

MIAMI LEADS, 19-5

YEAR	DATE	SITE	W/L	SCORE
1985	5/11	Coral Gables, Fla.	L	6-7
1985	5/12	Coral Gables, Fla.	W	18-5
1985	5/12	Coral Gables, Fla.	W	28-5
1989	2/5	Coral Gables, Fla.	W	4-1
1989	2/6	Coral Gables, Fla.	W	5-1
1989	2/7	Coral Gables, Fla.	W	15-0
1989	5/27+	Gainesville, Fla.	W	10-1
1990	2/11	Orlando, Fla.	W	4-2
1990	5/18	Coral Gables, Fla.	W	4-3
1990	5/19	Coral Gables, Fla.	W	9-0
1993	3/31	Coral Gables, Fla.	W	11-2
1995	2/11	Kissimmee, Fla.	W	6-0
1995	2/12	Kissimmee, Fla.	W	5-4
1995	4/26	Coral Gables, Fla.	W	20-4
1995	4/27	Coral Gables, Fla.	L	5-11
2010	3/9	Orlando, Fla.	W	19-2
2010	3/23	Coral Gables, Fla.	L	3-6
2011	3/22	Coral Gables, Fla.	W	4-1
2012	3/14	Orlando, Fla.	W	3-2
2012	4/4	Coral Gables, Fla.	L	1-4
2013	3/6	Coral Gables, Fla.	W	5-0
2014	3/18	Coral Gables, Fla.	L	2-9
2014	4/9	Orlando, Fla.	W	6-5
2015	4/15	Coral Gables, Fla.	W	4-2

Coral Gables: Miami leads, 12-5

Orlando/Kissimmee: Miami leads, 6-0

Neutral Site: Miami leads, 1-0

## UCLA

MIAMI LEADS, 13-1

YEAR	DATE	SITE	W/L	SCORE
1984	2/10	Coral Gables, Fla.	W	6-5
1984	2/11	Coral Gables, Fla.	W	7-6
1984	2/12	Coral Gables, Fla.	W	7-6
1996	5/26+	Austin, Texas	W	8-4
1997	5/31#	Omaha, Neb.	W	7-3
2002	3/23	Coral Gables, Fla.	W	8-7
2002	3/24	Coral Gables, Fla.	W	8-2
2002	3/25	Coral Gables, Fla.	W	5-1
2006	2/10	Los Angeles, Calif.	W	3-1
2006	2/11	Los Angeles, Calif.	L	4-7
2006	2/12	Los Angeles, Calif.	W	5-2
2007	2/9	Coral Gables, Fla.	W	1-0
2007	2/10	Coral Gables, Fla.	W	9-8
2007	2/11	Coral Gables, Fla.	W	7-3



Coral Gables: Miami leads, 9-0

Los Angeles: Miami leads, 2-1

Neutral Site: Miami leads, 2-0

YEAR	DATE	SITE	W/L	SCORE
1985	5/18	Coral Gables, Fla.	L	1-2
1985	5/19	Coral Gables, Fla.	W	8-3
1986	2/11	Tampa, Fla.	L	2-7
1986	2/12	Tampa, Fla.	W	6-5
1986	2/21	Coral Gables, Fla.	L	4-12
1986	2/22	Coral Gables, Fla.	W	24-2
1987	2/13	Coral Gables, Fla.	L	2-4
1987	2/14	Coral Gables, Fla.	W	10-8
1987	3/3	Tampa, Fla.	W	4-2
1987	3/4	Tampa, Fla.	L	3-7
1988	2/12	Coral Gables, Fla.	W	1-0
1988	2/13	Coral Gables, Fla.	W	4-3
1988	4/18	Tampa, Fla.	W	11-4
1988	4/19	Tampa, Fla.	L	8-11
1989	2/10	Coral Gables, Fla.	W	1-0 (12)
1989	2/11	Coral Gables, Fla.	W	9-5
1990	2/9	Tampa, Fla.	W	7-4
1990	2/10	Tampa, Fla.	L	3-4
1990	5/27+	Coral Gables, Fla.	W	5-2
1991	2/19	Coral Gables, Fla.	W	6-1
1991	2/20	Coral Gables, Fla.	W	4-3
1992	3/31	Tampa, Fla.	W	15-3
1992	4/1	Tampa, Fla.	W	8-7
1993	5/11	Coral Gables, Fla.	L	3-5
1993	5/12	Coral Gables, Fla.	W	11-6
1995	2/25	Tampa, Fla.	W	4-3
1995	2/26	Tampa, Fla.	W	4-3
1995	5/27+	Coral Gables, Fla.	W	11-10
1996	5/3	Coral Gables, Fla.	W	3-2
1996	5/4	Coral Gables, Fla.	W	9-5
1996	5/5	Coral Gables, Fla.	L	4-10
1997	3/24	Tampa, Fla.	W	13-2
1997	3/25	Tampa, Fla.	L	2-11
1998	1/30	Coral Gables, Fla.	W	8-5
1998	1/31	Coral Gables, Fla.	W	10-3
1998	2/1	Coral Gables, Fla.	L	2-15
1999	3/16	Tampa, Fla.	W	8-5
1999	3/17	Tampa, Fla.	W	9-4
2000	2/18	Coral Gables, Fla.	W	8-3
2000	2/29	Coral Gables, Fla.	W	6-0
2000	2/20	Coral Gables, Fla.	W	3-2
2001	3/13	Tampa, Fla.	W	8-2
2001	3/14	Tampa, Fla.	W	13-9
2002	3/8	Coral Gables, Fla.	L	6-7
2002	3/9	Coral Gables, Fla.	L	7-13
2002	3/10	Coral Gables, Fla.	W	8-5
2003	3/11	Coral Gables, Fla.	W	3-2
2003	3/12	Coral Gables, Fla.	W	6-4
2004	3/16	Tampa, Fla.	L	2-7
2004	3/17	Tampa, Fla.	W	17-3
2005	2/11	Coral Gables, Fla.	W	11-9
2005	2/12	Coral Gables, Fla.	W	7-5
2005	2/13	Coral Gables, Fla.	W	9-4
2010	3/2	Tampa, Fla.	W	15-2
2010	4/28	Coral Gables, Fla.	W	14-7
2011	3/1	Tampa, Fla.	L	2-4
2011	4/27	Coral Gables, Fla.	W	14-5

Coral Gables: Miami leads, 51-14

Tampa: Miami leads, 32-15

## USF

### MIAMI LEADS, 83-29

YEAR	DATE	SITE	W/L	SCORE
1967	4/25	Coral Gables, Fla.	W	11-0
1967	4/26	Coral Gables, Fla.	L	8-9
1968	4/27	Coral Gables, Fla.	W	7-3
1968	4/27	Coral Gables, Fla.	L	1-12
1969	4/18	Tampa, Fla.	W	9-5 (10)
1969	4/19	Tampa, Fla.	W	15-7
1970	4/6	Coral Gables, Fla.	W	2-0
1970	4/7	Coral Gables, Fla.	W	11-2
1971	4/23	Tampa, Fla.	W	6-3
1971	4/24	Tampa, Fla.	W	4-1
1972	4/14	Coral Gables, Fla.	W	22-4
1972	4/15	Coral Gables, Fla.	L	1-5
1974	5/3	Tampa, Fla.	W	20-2
1974	5/4	Tampa, Fla.	W	9-7
1975	4/11	Coral Gables, Fla.	W	6-2
1975	4/12	Coral Gables, Fla.	W	6-2
1976	3/5	Tampa, Fla.	W	1-0
1976	3/6	Tampa, Fla.	L	0-3
1977	4/15	Coral Gables, Fla.	W	17-10
1977	4/16	Coral Gables, Fla.	W	15-4
1978	4/9	Coral Gables, Fla.	L	1-2
1978	4/21	Tampa, Fla.	L	2-3
1978	4/22	Tampa, Fla.	W	3-1
1979	4/6	Tampa, Fla.	L	3-9
1979	4/27	Tampa, Fla.	W	3-2
1979	4/27	Coral Gables, Fla.	W	10-3
1979	4/28	Coral Gables, Fla.	W	14-7
1980	3/7	Tampa, Fla.	W	4-3
1980	3/8	Tampa, Fla.	W	8-0
1980	4/18	Coral Gables, Fla.	W	6-4
1981	2/28	Coral Gables, Fla.	W	13-2
1981	3/1	Coral Gables, Fla.	W	9-2
1981	3/1	Coral Gables, Fla.	W	17-3
1981	4/11	Tampa, Fla.	L	3-4
1981	4/11	Tampa, Fla.	W	6-5
1981	4/12	Tampa, Fla.	W	7-2
1982	3/6	Tampa, Fla.	W	14-6
1982	4/2	Coral Gables, Fla.	W	5-4
1982	4/3	Coral Gables, Fla.	W	15-5
1982	5/29+	Coral Gables, Fla.	W	9-4
1983	3/4	Tampa, Fla.	W	6-1
1983	3/5	Tampa, Fla.	W	2-1
1983	3/6	Tampa, Fla.	W	11-5
1983	3/25	Coral Gables, Fla.	W	10-7
1983	3/26	Coral Gables, Fla.	W	8-2
1983	3/27	Coral Gables, Fla.	W	6-5
1984	2/5	Coral Gables, Fla.	L	4-6
1984	3/6	Tampa, Fla.	L	7-8
1984	3/6	Tampa, Fla.	L	1-2
1984	3/7	Tampa, Fla.	L	11-18
1984	3/30	Coral Gables, Fla.	W	11-2
1984	3/31	Coral Gables, Fla.	W	20-3
1984	4/1	Coral Gables, Fla.	L	13-16
1985	2/5	Tampa, Fla.	L	3-4
1985	5/17	Coral Gables, Fla.	W	9-0

**UNION****MIAMI LEADS, 3-0**

YEAR	DATE	SITE	W/L	SCORE
1971	3/8	Coral Gables, Fla.	W	8-0
1971	3/8	Coral Gables, Fla.	W	5-0
1971	3/9	Coral Gables, Fla.	W	4-1

Coral Gables: Miami leads, 3-0

**VANDERBILT****MIAMI LEADS, 2-0**

YEAR	DATE	SITE	W/L	SCORE
1973	5/28+	Starkville, Miss.	W	6-5
1974	5/24+	Starkville, Miss.	W	7-1

Neutral Site: Miami leads, 2-0

**VERMONT****MIAMI LEADS, 1-0**

YEAR	DATE	SITE	W/L	SCORE
1998	3/17	Coral Gables, Fla.	W	15-1

Coral Gables: Miami leads, 1-0

**VILLANOVA****MIAMI LEADS, 4-0**

YEAR	DATE	SITE	W/L	SCORE
1989	5/25+	Gainesville, Fla.	W	3-1
1989	5/28+	Gainesville, Fla.	W	4-1
1992	3/3	Coral Gables, Fla.	W	12-2
2000	2/25	Coral Gables, Fla.	W	13-8

Coral Gables: Miami leads, 2-0

Neutral Site: Miami leads, 2-0

**VIRGINIA****VIRGINIA LEADS, 24-23**

YEAR	DATE	SITE	W/L	SCORE
1985	5/26+	Coral Gables, Fla.	W	11-6
2001	4/27	Coral Gables, Fla.	L	0-5
2001	4/28	Coral Gables, Fla.	W	5-1
2001	4/29	Coral Gables, Fla.	W	12-6
2003	4/11	Charlottesville, Va.	W	6-1
2003	4/12	Charlottesville, Va.	W	10-4
2003	4/13	Charlottesville, Va.	L	2-17
2004	4/23	Coral Gables, Fla.	W	8-0
2004	4/24	Coral Gables, Fla.	W	22-3
2004	4/25	Coral Gables, Fla.	L	3-4
2005	5/13	Charlottesville, Va.	W	7-6
2005	5/14	Charlottesville, Va.	W	1-0
2005	5/15	Charlottesville, Va.	L	3-4
2006	4/21	Coral Gables, Fla.	L	2-8
2006	4/22	Coral Gables, Fla.	L	7-15
2006	4/23	Coral Gables, Fla.	W	9-8 (10)
2007	3/23	Charlottesville, Va.	L	1-4

YEAR	DATE	SITE	W/L	SCORE
2007	3/24	Charlottesville, Va.	L	0-3
2007	3/25	Charlottesville, Va.	W	4-2
2008	4/25	Coral Gables, Fla.	W	1-0
2008	4/26	Coral Gables, Fla.	W	4-3 (10)
2008	4/27	Coral Gables, Fla.	W	10-0
2008	5/25%	Jacksonville, Fla.	W	8-4
2009	3/20	Charlottesville, Va.	L	4-9
2009	3/21	Charlottesville, Va.	W	4-3
2009	3/22	Charlottesville, Va.	W	7-5 (8)
2010	5/20	Coral Gables, Fla.	W	5-4 (11)
2010	5/21	Coral Gables, Fla.	L	1-3
2010	5/22	Coral Gables, Fla.	L	4-7
2010	5/29%	Greensboro, N.C.	L	8-12
2011	5/13	Charlottesville, Va.	W	6-2
2011	5/14	Charlottesville, Va.	L	2-3
2011	5/15	Charlottesville, Va.	L	4-5
2011	5/27%	Durham, N.C.	L	4-6
2012	4/28	Coral Gables, Fla.	L	3-7
2012	4/29	Coral Gables, Fla.	L	4-7
2012	4/30	Coral Gables, Fla.	L	4-7
2013	3/29	Charlottesville, Va.	L	4-15
2013	3/30	Charlottesville, Va.	L	1-8
2013	3/31	Charlottesville, Va.	W	4-3
2014	3/22	Coral Gables, Fla.	W	7-1
2014	3/23	Coral Gables, Fla.	L	3-8 (11)
2014	3/24	Coral Gables, Fla.	L	3-5
2015	4/17	Charlottesville, Va.	L	4-5
2015	4/18	Charlottesville, Va.	L	2-5
2015	4/19	Charlottesville, Va.	W	8-6
2015	5/20%	Durham, N.C.	W	9-5

Coral Gables: Miami leads, 11-11

Charlottesville: Virginia leads, 11-10

Neutral Site: Series tied, 2-2

**VCU****MIAMI LEADS, 3-0**

YEAR	DATE	SITE	W/L	SCORE
2005	6/3+	Coral Gables, Fla.	W	6-2
2015	6/5\$	Coral Gables, Fla.	W	3-2
2015	6/6\$	Coral Gables, Fla.	W	10-3

Coral Gables: Miami leads, 3-0

**VIRGINIA TECH****MIAMI LEADS, 26-7**

YEAR	DATE	SITE	W/L	SCORE
2005	4/8	Blacksburg, Va.	W	7-3
2005	4/9	Salem, Va.	W	20-5
2005	4/10	Salem, Va.	W	9-5
2006	3/10	Coral Gables, Fla.	W	14-3
2006	3/11	Coral Gables, Fla.	W	12-3
2006	3/12	Coral Gables, Fla.	W	10-4
2007	4/20	Blacksburg, Va.	W	11-9
2007	4/21	Blacksburg, Va.	W	4-3
2007	4/22	Blacksburg, Va.	W	9-5
2008	5/9	Blacksburg, Va.	W	12-4
2008	5/10	Blacksburg, Va.	L	6-7
2008	5/10	Blacksburg, Va.	W	9-2
2009	4/24	Coral Gables, Fla.	W	4-1



YEAR	DATE	SITE	W/L	SCORE	YEAR	DATE	SITE	W/L	SCORE
2009	4/25	Coral Gables, Fla.	L	4-7	2010	4/3	Coral Gables, Fla.	W	9-8 (11)
2009	4/26	Coral Gables, Fla.	W	11-3	2010	4/4	Coral Gables, Fla.	W	10-1
2010	4/9	Blacksburg, Va.	L	7-9	2011	3/18	Winston-Salem, N.C.	W	4-1
2010	4/10	Blacksburg, Va.	W	9-2	2011	3/19	Winston-Salem, N.C.	W	4-3
2010	4/11	Blacksburg, Va.	L	2-4	2011	3/20	Winston-Salem, N.C.	W	5-3
2011	3/11	Coral Gables, Fla.	W	3-1	2011	5/28%	Durham, N.C.	W	4-2
2011	3/12	Coral Gables, Fla.	W	2-1	2012	5/11	Coral Gables, Fla.	W	11-0
2011	3/13	Coral Gables, Fla.	W	11-1	2012	5/12	Coral Gables, Fla.	L	2-7
2012	4/13	Blacksburg, Va.	W	6-4	2012	5/13	Coral Gables, Fla.	W	6-3
2012	4/14	Blacksburg, Va.	L	4-5	2012	5/25%	Greensboro, N.C.	W	6-3
2012	4/15	Blacksburg, Va.	L	2-3	2013	5/10	Winston-Salem, N.C.	W	8-3
2013	3/22	Coral Gables, Fla.	W	11-9	2013	5/11	Winston-Salem, N.C.	L	4-5
2013	3/23	Coral Gables, Fla.	W	2-0	2013	5/12	Winston-Salem, N.C.	L	3-9
2013	3/24	Coral Gables, Fla.	L	5-8 (10)	2015	3/20	Winston-Salem, N.C.	W	15-2
2014	4/4	Blacksburg, Va.	W	8-7	2015	3/21	Winston-Salem, N.C.	W	12-7
2014	4/5	Blacksburg, Va.	W	4-3	2015	3/22	Winston-Salem, N.C.	L	4-10
2014	4/6	Blacksburg, Va.	W	9-2					
2015	4/10	Coral Gables, Fla.	W	11-1					
2015	4/11	Coral Gables, Fla.	W	14-4					
2015	4/12	Coral Gables, Fla.	W	9-1					

Coral Gables: Miami leads, 15-2

Winston-Salem: Miami leads, 13-5

Neutral Site: Miami leads, 4-2

Coral Gables: Miami leads, 13-2

Blacksburg/Salem: Miami leads, 13-5

## WAGNER

### MIAMI LEADS, 1-0

YEAR	DATE	SITE	W/L	SCORE
2000	5/26+	Coral Gables, Fla.	W	19-5

Coral Gables: Miami leads, 1-0

## WAKE FOREST

### MIAMI LEADS, 32-9

YEAR	DATE	SITE	W/L	SCORE
1987	2/24	Coral Gables, Fla.	W	8-1
1987	2/25	Coral Gables, Fla.	W	8-3
1988	2/23	Coral Gables, Fla.	W	10-3
1998	2/24	Coral Gables, Fla.	W	4-2
1993	5/23	Chapel Hill, N.C.	L	4-5
1999	6/4+	Coral Gables, Fla.	W	10-2
1999	6/5+	Coral Gables, Fla.	W	8-1
2000	1/28	Orlando, Fla.	W	6-3
2005	3/18	Winston-Salem, N.C.	W	11-2
2005	3/19	Winston-Salem, N.C.	L	6-13
2005	3/20	Winston-Salem, N.C.	W	12-4
2006	5/12	Coral Gables, Fla.	W	13-1
2006	5/13	Coral Gables, Fla.	W	11-10 (10)
2006	5/14	Coral Gables, Fla.	L	5-8
2006	5/25%	Jacksonville, Fla.	W	4-1
2007	5/11	Winston-Salem, N.C.	W	9-8
2007	5/12	Winston-Salem, N.C.	L	10-12
2007	5/13	Winston-Salem, N.C.	W	2-1
2007	5/26%	Jacksonville, Fla.	L	3-7
2008	3/21	Coral Gables, Fla.	W	17-4
2008	3/23	Coral Gables, Fla.	W	23-2
2009	5/14	Winston-Salem, N.C.	W	23-5
2009	5/16	Winston-Salem, N.C.	W	19-6
2009	5/16	Winston-Salem, N.C.	W	4-2
2010	4/2	Coral Gables, Fla.	W	7-4

## WASHINGTON STATE

### TIED, 1-1

YEAR	DATE	SITE	W/L	SCORE
1990	3/20	Coral Gables, Fla.	W	12-2
1990	3/21	Coral Gables, Fla.	L	0-3

Coral Gables: Tied, 1-1

## WATERLOO

### WATERLOO LEADS, 2-0

YEAR	DATE	SITE	W/L	SCORE
1954	4/1	Coral Gables, Fla.	L	2-15
1954		Coral Gables, Fla.	L	0-4

Coral Gables: Waterloo leads, 2-0

## WESLEYAN

### MIAMI LEADS, 20-5-1

YEAR	DATE	SITE	W/L	SCORE
1958	4/1	Coral Gables, Fla.	W	6-5 (10)
1958	4/2	Coral Gables, Fla.	L	5-21
1961	3/30	Coral Gables, Fla.	W	9-0
1961	3/31	Coral Gables, Fla.	W	7-4
1961	4/1	Coral Gables, Fla.	W	6-0
1962	3/29	Coral Gables, Fla.	L	5-8
1962	3/30	Coral Gables, Fla.	W	7-0
1962	3/31	Coral Gables, Fla.	L	3-6
1963	3/25	Coral Gables, Fla.	L	1-6
1963	3/26	Coral Gables, Fla.	W	8-5
1963	3/27	Coral Gables, Fla.	W	6-5 (10)
1963	3/28	Coral Gables, Fla.	W	6-4
1964	3/26	Coral Gables, Fla.	W	10-2
1964	3/27	Coral Gables, Fla.	W	2-1 (10)
1964	3/28	Coral Gables, Fla.	L	4-6
1964	3/30	Coral Gables, Fla.	W	5-4
1964	3/30	Coral Gables, Fla.	T	4-4
1965	3/29	Coral Gables, Fla.	W	6-5





YEAR	DATE	SITE	W/L	SCORE
1965	3/30	Coral Gables, Fla.	W	6-4
1965	3/31	Coral Gables, Fla.	W	6-3
1966	3/31	Coral Gables, Fla.	W	3-2
1966	4/1	Coral Gables, Fla.	W	5-4
1966	4/2	Coral Gables, Fla.	W	3-0
1967	3/30	Coral Gables, Fla.	W	1-0
1967	3/31	Coral Gables, Fla.	W	4-2
1968	3/29	Coral Gables, Fla.	W	5-1

Coral Gables: Miami leads, 20-5-1

## WESTCHESTER STATE

### MIAMI LEADS, 3-2

YEAR	DATE	SITE	W/L	SCORE
1975	3/30	Coral Gables, Fla.	L	6-14
1975	3/31	Coral Gables, Fla.	L	3-5
1976	3/12	Coral Gables, Fla.	W	4-3
1976	3/20	Coral Gables, Fla.	W	8-1
1978	3/23	Coral Gables, Fla.	W	5-2

Coral Gables: Miami leads, 3-2

## WESTERN CAROLINA

### MIAMI LEADS, 4-1

YEAR	DATE	SITE	W/L	SCORE
1986	5/23+	Coral Gables, Fla.	W	10-8
1993	5/28+	Baton Rouge, La.	L	5-10
1994	5/13	Coral Gables, Fla.	W	7-2
1994	5/14	Coral Gables, Fla.	W	8-2
1994	5/15	Coral Gables, Fla.	W	5-4

Coral Gables: Miami leads, 4-0

Neutral Site: Western Carolina leads, 1-0

## WESTERN KENTUCKY

### MIAMI LEADS, 1-0

YEAR	DATE	SITE	W/L	SCORE
1978	3/16	Coral Gables, Fla.	W	3-2

Coral Gables: Miami leads, 1-0

## WESTERN MICHIGAN

### MIAMI LEADS, 2-0-1

YEAR	DATE	SITE	W/L	SCORE
1968	3/25	Coral Gables, Fla.	W	3-1
1968	3/27	Coral Gables, Fla.	W	5-1
1968	3/28	Coral Gables, Fla.	T	6-6

Coral Gables: Miami leads, 2-0-1

## WICHITA STATE

### MIAMI LEADS, 6-3

YEAR	DATE	SITE	W/L	SCORE
1982	6/7#	Omaha, Neb.	W	4-3
1982	6/12#	Omaha, Neb.	W	9-3
1983	2/11	Coral Gables, Fla.	W	12-8
1983	2/14	Coral Gables, Fla.	L	3-5
1983	2/14	Coral Gables, Fla.	L	3-5
1984	5/17	Wichita, Kan.	L	7-8 (11)
1984	5/18	Wichita, Kan.	W	14-4
1984	5/19	Wichita, Kan.	W	5-4
1990	3/30	Minneapolis, Minn.	W	2-1

Coral Gables: Wichita State leads, 2-1

Wichita: Miami leads, 2-1

Neutral Site: Miami leads, 3-0

## WILLIAM & MARY

### MIAMI LEADS, 2-0

YEAR	DATE	SITE	W/L	SCORE
1969	4/4	Coral Gables, Fla.	W	3-1
1969	4/5	Coral Gables, Fla.	W	11-5

Coral Gables: Miami leads, 2-0

## WILLIAM PATTERSON

### MIAMI LEADS, 1-0

YEAR	DATE	SITE	W/L	SCORE
1982	3/21	Coral Gables, Fla.	W	17-7

Coral Gables: Miami leads, 1-0

## WINTHROP

### MIAMI LEADS, 4-2

YEAR	DATE	SITE	W/L	SCORE
1999	5/14	Coral Gables, Fla.	W	17-1
1999	5/15	Coral Gables, Fla.	W	9-2
1999	5/16	Coral Gables, Fla.	W	8-2
2006	2/3	Coral Gables, Fla.	W	16-4
2006	2/5	Coral Gables, Fla.	L	3-8
2006	2/5	Coral Gables, Fla.	L	3-4

Coral Gables: Miami leads, 4-2

## WISCONSIN-MILWAUKEE

### MIAMI LEADS, 3-1

YEAR	DATE	SITE	W/L	SCORE
2002	3/20	Coral Gables, Fla.	L	10-13
2013	2/22	Coral Gables, Fla.	W	6-1
2013	2/23	Coral Gables, Fla.	W	6-1
2013	2/24	Coral Gables, Fla.	W	7-6

Coral Gables: Miami leads, 3-1



## WRIGHT STATE

### MIAMI LEADS, 8-1

YEAR	DATE	SITE	W/L	SCORE
2006	5/5	Coral Gables, Fla.	W	4-2
2006	5/6	Coral Gables, Fla.	W	14-1
2006	5/7	Coral Gables, Fla.	W	15-1
2007	5/4	Coral Gables, Fla.	W	3-2
2007	5/5	Coral Gables, Fla.	W	11-2
2007	5/6	Coral Gables, Fla.	W	13-5
2015	2/27	Coral Gables, Fla.	W	8-7
2015	2/28	Coral Gables, Fla.	W	4-3
2015	3/1	Coral Gables, Fla.	L	6-12

Coral Gables: Miami leads, 6-0

## YALE

### MIAMI LEADS, 6-3

YEAR	DATE	SITE	W/L	SCORE
1957	3/19	Coral Gables, Fla.	W	9-8
1957	3/20	Coral Gables, Fla.	W	8-5
1957	3/21	Coral Gables, Fla.	L	7-23
1959	3/23	Coral Gables, Fla.	W	4-1
1959	3/26	Coral Gables, Fla.	W	3-2
1959	3/28	Coral Gables, Fla.	W	6-2
1959	3/30	Coral Gables, Fla.	L	2-6 (10)
1959	3/30	Coral Gables, Fla.	L	3-4
1959	3/31	Coral Gables, Fla.	W	11-9

Coral Gables: Miami leads, 6-3

## YOUNGSTOWN STATE

### MIAMI LEADS, 1-0

YEAR	DATE	SITE	W/L	SCORE
1992	3/22	Coral Gables, Fla.	W	12-3

Coral Gables: Miami leads, 1-0

## MILITARY TEAMS (22-13-1)

## 425th AIR FORCE

### MIAMI LEADS, 1-0

YEAR	DATE	SITE	W/L	SCORE
1951	4/21	Coral Gables, Fla.	W	11-2

Coral Gables: Miami leads, 1-0

## CHERRY POINT MARINES

### MIAMI LEADS, 2-0

YEAR	DATE	SITE	W/L	SCORE
1949	4/26	Coral Gables, Fla.	W	10-2
1949	4/27	Coral Gables, Fla.	W	15-1

Coral Gables: Miami leads, 2-0

## FT. BENNING INFANTRY

### FT. BENNING INFANTRY LEADS, 1-0

YEAR	DATE	SITE	W/L	SCORE
1946	4/16	Ft. Benning, Ga.	L	0-7

Ft. Benning: Ft. Benning Infantry leads, 1-0

## FT. BENNING PARA

### MIAMI LEADS, 1-0

YEAR	DATE	SITE	W/L	SCORE
1946	4/16	Ft. Benning, Ga.	W	9-5

Ft. Benning: Miami leads, 1-0

## MARITIME ACADEMY

### MIAMI LEADS, 1-0

YEAR	DATE	SITE	W/L	SCORE
1953	3/1*		W	11-1

## McDILL AFB

### TIED, 1-1

YEAR	DATE	SITE	W/L	SCORE
1946	4/29	Coral Gables, Fla.	W	6-4
1946	4/30	Coral Gables, Fla.	L	11-13

Coral Gables: Tied, 1-1

## OPA LOCKA MARINES

### OPA LOCKA MARINES LEAD, 3-2

YEAR	DATE	SITE	W/L	SCORE
1953	4/11		L	6-7
1953	5/8		L	2-4
1953	5/9		L	6-10 (10)
1954	5/10		W	15-8
1954	5/11		W	8-1

## PARRIS ISLAND MARINES

### PARRIS ISLAND MARINES LEAD, 6-1-1

YEAR	DATE	SITE	W/L	SCORE
1951	3/27		L	0-2
1951	3/28		W	5-3
1952	3/31		L	2-6
1952	4/1		L	1-6
1953	4/6		T	12-12
1953	4/7		L	3-8
1954	3/29		L	0-10
1954	3/30		L	2-7

**PATRICK AFB****MIAMI LEADS, 10-2**

YEAR	DATE	SITE	W/L	SCORE
1952	5/3	Coral Gables, Fla.	W	14-5
1953	3/16	Coral Gables, Fla.	W	13-1
1953	3/17	Coral Gables, Fla.	L	7-11
1953	3/20	Cocoa, Fla.	W	7-3
1953	3/21	Cocoa, Fla.	W	12-5
1954	5/2	Coral Gables, Fla.	L	0-7
1954	5/2	Coral Gables, Fla.	W	9-6
1954	5/3	Coral Gables, Fla.	W	3-2
1955	3/18	Coral Gables, Fla.	W	15-2
1955	3/19	Coral Gables, Fla.	W	15-2
1955	4/24	Cocoa, Fla.	W	8-0
1955	4/24	Cocoa, Fla.	W	4-0

Coral Gables: Miami leads, 6-2

Cocoa: Miami leads, 4-0

**PINE CASTLE AFB****MIAMI LEADS, 3-0**

YEAR	DATE	SITE	W/L	SCORE
1955	3/25	Orlando, Fla.	W	12-4
1955	4/6	Coral Gables, Fla.	W	10-0
1955	4/7	Coral Gables, Fla.	W	9-5

Coral Gables: Miami leads, 2-0

Orlando: Miami leads, 1-0

**OLYMPIC TEAMS (3-0)****ITALY****MIAMI LEADS, 2-0**

YEAR	DATE	SITE	W/L	SCORE
1967	3/26*	Coral Gables, Fla.	W	11-0
1984	2/15*	Coral Gables, Fla.	W	10-0

Coral Gables: Miami leads, 2-0

**PANAMA****MIAMI LEADS, 1-0**

YEAR	DATE	SITE	W/L	SCORE
1986	4/5*	Minneapolis, Minn.	W	8-0

Neutral Site: Miami leads, 1-0

**MAJOR LEAGUE TEAMS (2-28-1)****ATLANTA BRAVES****ATLANTA BRAVES LEAD, 2-0**

YEAR	DATE	SITE	W/L	SCORE
1983	3/13*	Coral Gables, Fla.	L	0-4
1984	3/20*	Coral Gables, Fla.	L	5-13

Coral Gables: Atlanta Braves lead, 2-0

**BALTIMORE ORIOLES****BALTIMORE ORIOLES LEAD, 8-1**

YEAR	DATE	SITE	W/L	SCORE
1976	4/5*	Coral Gables, Fla.	L	4-11
1977	3/31*	Coral Gables, Fla.	L	7-11
1979	4/1*	Coral Gables, Fla.	L	3-5
1980	3/13*	Coral Gables, Fla.	L	2-8
1981	4/6*	Coral Gables, Fla.	L	2-16
1982	3/10*	Coral Gables, Fla.	W	7-6
1983	3/31*	Coral Gables, Fla.	L	7-14
1984	3/13*	Coral Gables, Fla.	L	2-12
1989	3/14*	Coral Gables, Fla.	L	0-5

Coral Gables: Baltimore Orioles lead, 8-1

**BROOKLYN DODGERS****BROOKLYN DODGERS LEAD, 1-0**

YEAR	DATE	SITE	W/L	SCORE
1950	3/17*	Coral Gables, Fla.	L	0-2

Coral Gables: Brooklyn Dodgers lead, 1-0

**BROOKLYN DODGERS 'B'****BROOKLYN DODGERS 'B' LEADS, 4-0**

YEAR	DATE	SITE	W/L	SCORE
1951	3/16*		L	5-13
1951	3/17*		L	0-1
1952	3/11*		L	1-7
1952	3/24*		L	2-11

**MIAMI MARLINS****MIAMI MARLINS LEAD, 9-2-1**

YEAR	DATE	SITE	W/L	SCORE
1997	3/30*	Homestead, Fla.	L	1-2
1999	3/4*	Coral Gables, Fla.	L	3-12
2000	4/1*	Coral Gables, Fla.	L	6-12
2002	3/6*	Coral Gables, Fla.	T	5-5 (3)
2003	2/27*	Jupiter, Fla.	L	1-5
2004	3/3*	Jupiter, Fla.	L	6-7
2005	3/1*	Jupiter, Fla.	W	9-7
2006	3/1*	Jupiter, Fla.	L	8-9
2008	2/26*	Jupiter, Fla.	L	2-7
2010	3/3*	Jupiter, Fla.	L	3-19
2011	2/27*	Jupiter, Fla.	W	9-8



YEAR	DATE	SITE	W/L	SCORE
2012	3/6*	Miami, Fla.	L	6-7
2014	2/26*	Jupiter, Fla.	L	2-5
2015	3/3*	Jupiter, Fla.	L	1-7

Coral Gables: Miami Marlins lead, 2-0-1  
Jupiter: Miami Marlins lead, 5-2  
Neutral Site: Miami Marlins lead, 2-0

Coral Gables: Miami leads, 1-0  
Miami: Miami Beach Flamingos lead, 1-0

## MIAMI MARLINS\*

### MIAMI LEADS, 2-0

YEAR	DATE	SITE	W/L	SCORE
1982	4/6*	Coral Gables, Fla.	W	15-6
1982	4/7*	Coral Gables, Fla.	W	6-3

Coral Gables: Miami leads, 2-0

## MIAMI SUN SOX

### MIAMI SUN SOX LEADS, 2-0

YEAR	DATE	SITE	W/L	SCORE
1950	3/30*	Coral Gables, Fla.	L	0-5

Coral Gables: Miami Sun Sox leads, 1-0

### KEY

- % - ACC Tournament
- + - NCAA Regional
- \$ - NCAA Super Regional
- # - College World Series
- \* - Exhibition

## MONTREAL EXPOS

### MONTREAL EXPOS LEAD, 3-0

YEAR	DATE	SITE	W/L	SCORE
1978	4/5*	Coral Gables, Fla.	L	
1982	3/23*	West Palm Beach, Fla.	L	4-12
1982	3/30*	Coral Gables, Fla.	L	0-7

Coral Gables: Montreal Expos lead, 2-0  
West Palm Beach: Montreal Expos lead, 1-0

## TAMPA BAY DEVIL RAYS

### TAMPA BAY DEVIL RAYS LEAD, 1-0

YEAR	DATE	SITE	W/L	SCORE
1999	3/3*	Tampa Bay, Fla.	L	0-5

Tampa Bay: Tampa Bay Devil Rays lead, 1-0

## PROFESSIONAL TEAMS (3-5)

## ATLANTA CRACKERS

### ATLANTA CRACKERS LEAD, 1-0

YEAR	DATE	SITE	W/L	SCORE
1953	3/8*		L	0-6

## CORAL GABLES SUN SOX

### CORAL GABLES SUN SOX LEADS, 1-0

YEAR	DATE	SITE	W/L	SCORE
1952	3/22*	Vero Beach	L	3-6

Neutral Site: Coral Gables Sun Sox leads, 1-0

## FT. LAUDERDALE BRAVES

### FT. LAUDERDALE BRAVES LEAD, 1-0

YEAR	DATE	SITE	W/L	SCORE
1950	3/18*	Coral Gables, Fla.	L	1-2

Coral Gables: Ft. Lauderdale Braves lead, 1-0

## MIAMI BEACH FLAMINGOS

### TIED, 1-1

YEAR	DATE	SITE	W/L	SCORE
1950	3/22*	Coral Gables, Fla.	W	3-2
1951	4/3*	Miami, Fla.	L	2-8

## ALL-TIME NCAA TOURNAMENT HISTORY

YEAR	REGIONAL SITE (RECORD)	SUPER REGIONAL OPPONENT (RECORD)	CWS RECORD	FINISH	COACH	NOTES
1971	Gastonia, N.C. (1-2)	—	—	—	Ron Fraser	First postseason appearances
1973	Starkville, Miss. (3-2)	—	—	—	Ron Fraser	Began 41-year postseason streak
1974	Starkville, Miss. (4-1)	—	3-2	2ND	Ron Fraser	First of 23 CWS appearances
1975	Starkville, Miss. (2-2)	—	—	—	Ron Fraser	Third of 14-year streak w/40+ wins
1976	Arlington, Texas (1-2)	—	—	—	Ron Fraser	Fifth straight non-FL Regional (10 total)
1977	Coral Gables, Fla. (3-2)	—	—	—	Ron Fraser	First time hosting an NCAA Regional
1978	Coral Gables, Fla. (4-1)	—	2-2	T-3RD	Ron Fraser	Began five-year streak of CWS trips
1979	Coral Gables, Fla. (3-0)	—	0-2	Outside Top 4	Ron Fraser	Second of four-year streak > .800 W%
1980	Coral Gables, Fla. (3-0)	—	2-2	4TH	Ron Fraser	Third of six-year streak w/50+ Ws
1981	Coral Gables, Fla. (4-0)	—	1-2	Outside Top 4	Ron Fraser	First 60+ win season (UM record .859)
1982	Coral Gables, Fla. (3-0)	—	5-0	CHAMPION	Ron Fraser	First championship; Danny Smith MOP
1983	Tallahassee, Fla. (2-2)	—	—	—	Ron Fraser	Ended 13-game Regional winning streak
1984	Tallahassee, Fla. (4-1)	—	1-2	Outside Top 4	Ron Fraser	Began three-year streak of CWS trips
1985	Coral Gables, Fla. (3-1)	—	5-1	CHAMPION	Ron Fraser	Second championship; Greg Ellena MOP
1986	Coral Gables, Fla. (4-0)	—	3-2	3RD	Ron Fraser	Eighth time in nine years w/50+ wins
1987	Tallahassee, Fla. (0-2)	—	—	—	Ron Fraser	First time going winless in postseason
1988	Coral Gables, Fla. (4-0)	—	1-2	Outside Top 4	Ron Fraser	First of 16 of 18 year stretch <20 Ls
1989	Gainesville, Fla. (4-1)	—	1-2	Outside Top 4	Ron Fraser	First Gainesville Regional (four total)
1990	Coral Gables, Fla. (3-2)	—	—	—	Ron Fraser	Sixth of 11 all-time .800+ W% seasons
1991	Fresno, Calif. (1-2)	—	—	—	Ron Fraser	Ended 14-year streak w/Regional in Fla.
1992	Coral Gables, Fla. (4-1)	—	2-2	T-3RD	Ron Fraser	Only lost seven games in regular season
1993	Baton Rouge, La. (0-2)	—	—	—	Brad Kelley	Only time from '88-'01 under 40 wins
1994	Coral Gables, Fla. (4-0)	—	1-2	Outside Top 4	Jim Morris	Began six-year streak of CWS trips
1995	Coral Gables, Fla. (4-1)	—	2-2	T-3RD	Jim Morris	Both CWS losses to USC (finished 2nd)
1996	Austin, Texas (4-1)	—	3-1	2ND	Jim Morris	Pat Burrell CWS MOP/nonwinning team
1997	Coral Gables, Fla. (5-1)	—	2-2	T-3RD	Jim Morris	Only time with five wins in Regional
1998	Coral Gables, Fla. (4-1)	—	1-2	Outside Top 4	Jim Morris	Third of four-year streak w/50+ wins
1999	Coral Gables, Fla. (3-0)	vs. Wake Forest (2-0)	4-0	CHAMPION	Jim Morris	Third championship; Beat FSU in final
2000	Coral Gables, Fla. (3-0)	@ Florida State (1-2)	—	—	Jim Morris	UM grad Bertman won fifth title w/LSU
2001	Coral Gables, Fla. (3-0)	vs. Clemson (2-0)	4-0	CHAMPION	Jim Morris	Fourth championship; C. Jimerson MOP
2002	Gainesville, Fla. (3-1)	@ South Carolina (1-2)	—	—	Jim Morris	Ended 14-game Regional winning streak
2003	Coral Gables, Fla. (3-1)	vs. NC State (2-0)	1-2	Outside Top 4	Jim Morris	Both CWS losses to Texas (won title)
2004	Coral Gables, Fla. (3-0)	vs. Florida (2-0)	0-2	Outside Top 4	Jim Morris	Only prior winless CWS trip was 1979
2005	Coral Gables, Fla. (3-0)	@ Nebraska (0-2)	—	—	Jim Morris	First time swept in Super Regional
2006	Lincoln, Neb. (3-0)	@ Mississippi (2-1)	0-2	Outside Top 4	Jim Morris	Second straight CWS trip with no wins
2007	Columbia, Mo. (1-2)	—	—	—	Jim Morris	Ended 10-game Regional winning streak
2008	Coral Gables, Fla. (3-0)	vs. Arizona (2-1)	1-2	Outside Top 4	Jim Morris	Only lost eight games in regular season
2009	Gainesville, Fla. (2-2)	—	—	—	Jim Morris	First of three straight eliminated by UF
2010	Coral Gables, Fla. (3-1)	@ Florida (0-2)	—	—	Jim Morris	90-91 last time two straight w/o CWS
2011	Gainesville, Fla. (2-2)	—	—	—	Jim Morris	Regional hosted by CWS runner-up UF
2012	Coral Gables, Fla. (0-2)	—	—	—	Jim Morris	Hosted CWS contender #4 seed SBU
2013	Louisville, Ky. (1-2)	—	—	—	Jim Morris	Traveled to future ACC member UofL
2014	Coral Gables, Fla. (3-2)	—	—	—	Jim Morris	Won ACC Reg. Season Championship
2015	Coral Gables, Fla. (3-1)	vs. VCU (2-0)	1-2	Outside Top 4	Jim Morris	First CWS appearance since 2008

## NCAA TOURNAMENT RECORD BREAKDOWN

## BY ROUND

	W	L	PCT
Regional	123	46	.728
Super Regional	16	10	.615
College World Series	46	40	.535

## BY REGIONAL SITE

	W	L	PCT
Arlington, Texas	1	2	.333
Austin, Texas	4	1	.800
Baton Rouge, La.	0	2	.000
Columbia, Mo.	1	2	.333
Coral Gables, Fla.	85	17	.833
Fresno, Calif.	1	2	.333
Gainesville, Fla.	11	6	.647
Gastonia, N.C.	1	2	.333
Lincoln, Neb.	3	0	1.000
Louisville, Ky.	1	2	.333
Starkville, Miss.	9	5	.643
Tallahassee, Fla.	6	5	.545

## BY SUPER REGIONAL SITE

	W	L	PCT
Coral Gables, Fla.	12	1	.923
Columbia, S.C.	1	2	.333
Gainesville, Fla.	0	2	.000
Lincoln, Neb.	0	2	.000
Oxford, Miss.	2	1	.667
Tallahassee, Fla.	1	2	.333

## BY COACH

	W	L	PCT
Ron Fraser	86	45	.656
Brad Kelley	0	2	.000
Jim Morris	99	49	.669

## COLLEGE BASEBALL HALL OF FAME INDUCTEES

### RON FRASER

COLLEGE BASEBALL HALL OF FAME INDUCTEE (2006)  
HEAD COACH (1963-1992)

"The Wizard of College Baseball." In a career spanning 30 years, the Nutley, N.J., native won just about everything, including NCAA national titles in 1982 and 1985. He left the coaching ranks as second winningest all-time coach with a 1,271-438-9 (.747) record. His UM teams set a NCAA record with 20 consecutive playoff appearances. His career at Miami spanned more three decades, with eight trips to the College World Series. A 26-time coach of the year, he is a member of five halls of fame. Ron Fraser's uniform No. 1 was retired on April 24, 1993.

It was Fraser's knack for marketing and promotion that drew the masses and earned him the nickname "The Wizard of College Baseball." Miami players were wearing white shoes and colored gloves before Charlie Finley. Perhaps Fraser's biggest extravaganza was the baseball fundraiser dubbed "A Night With Ron Fraser" on Feb. 16, 1977, a \$5,000-a-plate gourmet dinner on the infield. Five-star chefs served a 10-course dinner of caviar, Alaskan king crab legs and pheasant under glass. A harpist in a white tuxedo played on the mound and violinists strolled among the tables. It was a huge success, covered by media from across the world. Fraser's expertise extended worldwide. On the international front, his crowning glory was becoming the first Team USA coach when baseball was a medal sport at the 1992 Summer Games.




### SKIP BERTMAN

COLLEGE BASEBALL HALL OF FAME INDUCTEE (2006)  
ASSISTANT COACH (1976-1983)

Bertman guided LSU to five NCAA baseball titles (1991, '93, '96, '97, 2000), seven SEC championships and a record of 870-330-3 (.724) in 18 seasons (1984-2001). He was named National Coach of the Year six times, and his teams drew huge crowds to venerable Alex Box Stadium, as LSU led the nation in attendance in each of his final six seasons (1996-2001).

Bertman also served as head coach of the 1996 U.S. Olympic team that captured the bronze medal in Atlanta. He was inducted into the American Baseball Coaches Association Hall of Fame in January 2003. In a Baseball America poll released in January 1999, Bertman was voted the second greatest college baseball coach of the 20th century, trailing only Rod Dedeaux of USC. Prior to his appointment at LSU, Bertman stellar recognition as one of the nation's brightest assistant coaches while at the University of Miami (Fla.) for eight seasons (1976-83). He earned his B.A. in health and physical education from Miami in 1961 and received his master's degree from UM in 1964.



### NEAL HEATON

COLLEGE BASEBALL HALL OF FAME INDUCTEE (2008)  
PITCHER (1979-81)

Neal Heaton, nicknamed "The Heater" during his time with the Hurricanes, holds almost all of Miami's pitching records, including victories in a season (18) and career (42) and strikeouts in a game (23), season (172) and career (381).

In three years, Heaton was twice named an All-American, by ABCA in 1980 and by consensus in 1981 and in 1981 was drafted by the Cleveland Indians.

Heaton is the first Hurricane to play in a big league all-star game and was inducted into the UM Hall of Fame in 1992.





**ALEX FERNANDEZ**


COLLEGE BASEBALL HALL OF FAME INDUCTEE (2014)  
PITCHER (1989)

Alex Fernandez was named Freshman of the Year and a first-team All-American in 1989, where he won 15 games with a 2.01 ERA and 177 strikeouts in 147 innings.

Fernandez threw the first no-hitter by a freshman in program history on March 18, and four days later recorded a 15-strikeout game against rival Florida. His eight complete games in 1989 rank eighth-most for a single-season by any Hurricanes pitcher all-time, while his 177 strikeouts rank second-most for a single season.

Fernandez went on to play at Miami-Dade College before declaring for the 1990 MLB Draft. He was the fourth overall pick that season, and went on to 10-year professional career.

He was a key player on a Florida Marlins team that won the 1997 World Series.

**MIKE FIORE**

COLLEGE BASEBALL HALL OF FAME INDUCTEE (2014)  
OUTFIELDER (1985-88)

A four-year UM starter, Fiore rewrote the Hurricanes record books by setting 12 UM batting marks, including hits (341), runs (258), doubles (63), runs batted in (235) and total bases (506).

Fiore earned Freshman All-American honors in leading Miami to the 1985 NCAA crown and was a consensus All-American as a senior. He is the only Dick Howser Trophy winner in program history, having earned the honor in 1987 after leading the Hurricanes to an appearance in the College World Series in Omaha, Neb.

Fiore also played on the 1988 gold-medal winning USA Olympic team.

Fiore completed his business degree on time in 1988, and following that season, was drafted and signed by the St. Louis Cardinals. For five seasons, he served as Associate Director and General Manager for USA Baseball.



## NATIONAL AWARD WINNERS

### PAT BURRELL

#### 1998 GOLDEN SPIKES AWARD

Miami's baseball program has seen many great players, but none came to Mark Light Stadium with more expectations, or accomplished more than Pat Burrell. The 1995 California Coaches Player of the Year at San Jose's Bellarmine Prep School, Burrell was selected with the 43rd overall pick in the 1995 MLB Draft by the Boston Red Sox, but chose Miami over professional baseball. Hurricane fans are grateful he did.

Nicknamed "Pat the Bat", his 1996 season was one of the best in college baseball history. He hit a home run in his first game in the Orange & Green, and tallied five home runs in his first six games. He became the first freshman in NCAA history to lead the nation in hitting with a .484 batting average. He totaled 23 home runs and 64 RBI, as the Canes advanced to the Championship Game of the College World Series, where he became only the third player ever to win the CWS MVP award on a team that did not win the title. He was named a first-team All-American by Collegiate Baseball and Baseball America.

The third baseman followed his impressive debut season with 21 home runs, 76 RBI and a .409 average in 1997, once again winning All-American honors. He toured with Team USA, hitting 12 homers in 34 games and was named Summer Player of the Year by Baseball America. In 1998, Pat missed 38 games due to a back injury, but still compiled 17 HR's with 47 RBI with a .432 average, leading the Canes to the CWS for the third straight year. His .886 career slugging percentage ranks second all-time in NCAA history, and his .442 career batting average is seventh all-time, both school records. In the Miami record books, Burrell ranks second in career home runs (61), second in total bases (465), fifth in RBI (187), and fourth in walks (170).

The Philadelphia Phillies made Pat the #1 overall pick in the 1998 Major League Baseball draft. He joined the big league club in 2000, finishing fourth in Rookie of the Year balloting. He was co-winner of the 2005 Mike Schmidt Phillies MVP Award. In 2007, he joined Schmidt and Bobby Abreu as the only Phillies players in history to hit 20 homers in seven consecutive seasons.

In 2002, he established "Burrell's Buddies", providing tickets to youth groups that show outstanding character. Pat and his wife, the former Michelle Fonseca, were married November, 10, 2007 in California.

#### BURRELL'S INDIVIDUAL ACCOLADES:

- 1998 Golden Spikes Award winner
- ABCA/Rawlings All-America First Team selection (1996, 1997)
- Baseball America All-America First Team selection (1996, 1997)
- Baseball America All-America Third Team selection (1998)
- Collegiate Baseball/Louisville Slugger All-America First Team selection (1996, 1997)
- NCBWA Super Team selection (1996, 1997, 1998)
- Sporting News All-America selection (1997)
- ABCA All-Atlantic Region selection (1997, 1998)
- No. 1 overall selection, 1998 Major League Baseball First Year Player Draft

### MIKE FIORE

#### 1987 DICK HOWSER TROPHY

A four-year UM starter, Mike Fiore was a member of the 1988 gold medal-winning USA team. The gritty outfielder rewrote the Hurricanes' record book by setting 12 UM batting marks, including hits (341), runs (258), doubles (63), runs batted in (235) and total bases (506).

Fiore earned Freshman All-American honors in leading Miami to the 1985 NCAA crown and was a consensus All-American as a senior. Fiore completed his business degree on time in 1988, and following that season, was drafted and signed by the St. Louis Cardinals. For five seasons, he was the the Associate Director and General Manager for USA Baseball.

#### FIORE'S INDIVIDUAL ACCOLADES:

- 1987 Dick Howser Trophy winner
- ABCA/Rawlings All-America First Team selection (1988)
- Baseball America All-America First Team selection (1988)
- ABCA All-Atlantic Region selection (1987, 1988)

## ORLANDO GONZALEZ

### 1974 LEFTY GOMEZ PLATE

The first University of Miami player ever to have his jersey retired (No. 20), Orlando Gonzalez has gone down in the UM annuals as the team's best all-around first baseman. A .300 hitter out of Dade South Community College, Gonzalez hit .338 and stole 34 bases in his first season with the Canes. He followed that performance with a banner senior season. He slugged his way to a .402 average and stole a then-NCAA record 62 bases. His aggressive style at the plate and on the base paths led the Hurricanes to their first-ever College World Series, where Miami finished second to Southern Cal. who that year won its fifth-consecutive CWS title.

Following that College World Series which saw "Big O" drive in seven runs with his seven hits, he became the first recipient of the annual Lefty Gomez Plate Award as the outstanding player in collegiate baseball. He was named to the College World Series all tournament team and as an All-American selection by Sporting News and the NCAA coaches as well.

Although not a power hitter--as a lefty shooting against long right field fences he hit but two homers in 1973 and one in 1974-- Gonzalez did have the tools of a fine baseball player. He combined overall hitting with great speed and quickness. He also was adept with the glove. He was a part of most of UM's 68 double plays-- a UM record for that time in twin killings Gonzalez was drafted by the Cleveland Indians following his two-year stint at UM. It was with the Philadelphia Phillies and the Oakland Athletics, though, that he played at the major league level.

### GONZALEZ' INDIVIDUAL ACCOLADES:

- 1974 Lefty Gomez Plate award winner
- ABCA/Rawlings All-America First Team selection (1974)
- The Sporting News All-America selection (1974)
- NCAA Coaches Association All-America selection (1974)



## ALL-AMERICANS

### AACBC

#### AM. ASSOC. COLLEGE COACHES - 1ST TEAM

1974	Orlando Gonzalez, 1B Stan Jakubowski, P
1975	Wayne Krenchicki, SS
1976	Gavin Long, P
1977	Rick Montoni, OF
1980	Neal Heaton, P
1981	Neal Heaton, P

### ABCA / RAWLINGS

#### AMERICAN BASEBALL COACHES - 1ST TEAM

1969	Larry Pyle, OF
1974	Orlando Gonzalez, 1B
1980	Neal Heaton, P
1981	Neal Heaton, P
1986	Rick Raether, OF
1988	Mike Fiore, OF
1992	Jeff Alkire, P
1994	Danny Graves, P
1996	Pat Burrell, 3B
1997	Pat Burrell, 3B
1998	Alex Santos, P
2010	Yasmani Grandal, C
2015	David Thompson, 3B

#### AMERICAN BASEBALL COACHES - 2ND TEAM

2005	Ryan Braun, 3B Cesar Carrillo, P
2009	Kyle Bellamy, P

#### AMERICAN BASEBALL COACHES - 3RD TEAM

2013	Bryan Radziewski, P
2014	Chris Diaz, P
2015	Zack Collins, C

### BASEBALL AMERICA

#### BASEBALL AMERICA - 1ST TEAM

1981	Neal Heaton, P
1985	Rick Raether, P
1986	Rick Raether, P
1988	Mike Fiore, OF
1989	Alex Fernandez, P
1990	Oscar Munoz, P
1992	Jeff Alkire, P
1994	Danny Graves, P
1996	Pat Burrell, 3B
1997	Pat Burrell, DH
1998	Aubrey Huff, 3B Alex Santos, P
2005	Ryan Braun, DH
2008	Yonder Alonso, DH
2009	Kyle Bellamy, P
2010	Yasmani Grandal, C
2015	David Thompson, 3B

#### BASEBALL AMERICA - 2ND TEAM

1982	Danny Smith, P
1996	Robbie Morrison, P
2005	Cesar Carrillo, P
2007	Yonder Alonso, 1B
2008	Chris Hernandez, P
2008	Blake Tekotte, OF
2008	Jemile Weeks, 2B

#### BASEBALL AMERICA - 3RD TEAM

1996	Rudy Gomez, 2B
1997	Robbie Morrison, P
1998	Bobby Hill, SS
1998	Pat Burrell, DH
1998	Robbie Morrison, P
1999	Bobby Hill, SS



2004 Cesar Carrillo, P  
 2015 George Iskenderian, 2B

## COLLEGIATE BASEBALL NEWSPAPER

### COLLEGIATE BASEBALL NEWSPAPER - 1ST TEAM

1992 Jeff Alkire, P  
 1994 Danny Graves, P  
 1995 Jay Tessmer, P  
 1996 Pat Burrell, 3B  
 Robbie Morrison, P  
 1997 Pat Burrell, 3B  
 2008 Yonder Alonso, DH  
 2008 Chris Hernandez, P  
 2008 Jemile Weeks, 2B  
 2010 Yasmani Grandal, C  
 2014 Chris Diaz, P  
 2015 David Thompson, 3B

### COLLEGIATE BASEBALL NEWSPAPER - 2ND TEAM

1989 Joe Grahe, P  
 1992 Charles Johnson, C  
 1998 Alex Santos, P  
 1998 Aubrey Huff, DH  
 1999 Michael Neu, RP  
 2000 David Gil, P  
 2001 Javy Rodriguez, SS  
 2004 Cesar Carrillo, P  
 2005 Ryan Braun, 3B  
 Cesar Carrillo, P  
 2009 Kyle Bellamy, P  
 2013 Bryan Radziewski, P

### COLLEGIATE BASEBALL NEWSPAPER - 3RD TEAM

1993 Dave Berg, 2B  
 1995 Kenny Henderson, P  
 1996 J.D. Arteaga, P  
 1997 Robbie Morrison, RP

1998 Robbie Morrison, RP  
 1999 Alex Santos, P  
 2000 Kevin Howard, 3B  
 2004 Jim Burt, 1B  
 2005 Jon Jay, OF  
 2007 Yonder Alonso, 1B  
 2010 Chris Hernandez, P

## BASEBALL WEEKLY

### BASEBALL WEEKLY - 1ST TEAM

1998 Alex Santos, P

## NCBWA SUPER TEAM

1994 Danny Graves, P  
 Luis Hernandez, 2B  
 1995 Jay Tessmer, P  
 1996 J.D. Arteaga, P  
 Pat Burrell, 3B  
 1997 J.D. Arteaga, P  
 Pat Burrell, 3B  
 1998 Pat Burrell, 3B  
 Bobby Hill, SS  
 Aubrey Huff, 1B  
 Alex Santos, P  
 1999 Bobby Hill, SS

## NCBWA

### BASEBALL WRITERS ASSOCIATION - 1ST TEAM

2005 Cesar Carrillo, P  
 2008 Yonder Alonso, DH  
 2008 Jemile Weeks, 2B  
 2009 Kyle Bellamy, RP  
 2015 George Iskenderian, 2B  
 2015 David Thompson, 3B



BASEBALL WRITERS ASSOCIATION - 2ND TEAM

2005 Ryan Braun, 3B  
 2008 Chris Hernandez, P  
 2013 Bryan Radziewski, P

2005 Ryan Braun, 3B  
 Cesar Carrillo, P  
 2006 Eddy Rodriguez, C  
 2010 Yasmani Grandal, C  
 Chris Hernandez, P  
 2013 Chris Diaz, P  
 Bryan Radziewski, P  
 2014 Chris Diaz, P  
 Dale Carey, OF  
 2015 Zack Collins, C  
 David Thompson, 3B  
 George Iskenderian, 2B

BASEBALL WRITERS ASSOCIATION - 3RD TEAM

2008 Carlos Gutierrez, RP  
 2014 Bryan Garcia, RP

**SPORTING NEWS**

1974 Orlando Gonzalez, 1B  
 1978 Augie Ruiz, P  
 1980 Ross Jones, SS  
 1981 Neal Heaton, P  
 1992 Jeff Alkire, P  
 1994 Danny Graves, P  
 1997 Pat Burrell, 3B  
 1998 Aubrey Huff, DH  
 Alex Santos, P

**ABCA ALL-ATLANTIC REGION**

1984 Darren Mandel, DH  
 1986 Rick Raether, P  
 1987 Mike Fiore, OF  
 1988 Mike Fiore, OF  
 1989 Alex Fernandez, P  
 Joe Grahe, P  
 1990 Oscar Munoz, P  
 1992 Jeff Alkire, P  
 1994 Danny Graves, P  
 1997 J.D. Arteaga, P  
 Pat Burrell, 3B  
 1998 Pat Burrell, 3B  
 Bobby Hill, SS  
 Aubrey Huff, 1B  
 Jason Michaels, OF  
 Alex Santos, P





## RETIRED NUMBERS

### RON FRASER, head coach

#1

"The Wizard of College Baseball." In a career spanning 30 years, the Nutley, N.J. native won just about everything, including NCAA national titles in 1982 and 1985. He left the coaching ranks as second-winningest all-time coach with a 1,271-438-9 (.747) record. His UM teams set a NCAA record with 20 consecutive playoff appearances. Fraser's expertise extended worldwide as well.

He got his coaching start with the Netherlands that spawned three European Championships. Fraser guided the 1973 United States team that won the world title. In 1987, he led the USA to three upsets of Cuba and ultimately a Silver Medal at the Pan American Games. On the international front, his crowning glory was becoming the first Team USA coach when baseball was a medal sport at the 1992 Summer Games. A 26-time coach of the year, he is a member of 10 halls of fame, including the first class inducted into the College Baseball Foundation Hall of Fame in 2006. Ron Fraser's uniform No. 1 was retired on April 24, 1993.

### DOUG SHIELDS, outfielder

#5

In a stellar four-year career, Shields set a high standard for UM centerfielders for years to come. The Tampa, Fla., native set seven offensive records while leading the Hurricanes to the school's first national title in 1982.

Shields is UM's career leader in games played with 284 and ranks second in career at bats with 871. He ranks third in runs scored (238) and hits (271), and is 10th in career RBI with 165. After graduating with a degree in marketing, Shields was signed by the Montreal Expos. However, a knee injury short circuited his pro aspirations. In 1988, Shields was one of 11 founders of the UM's Hall of Fame Locker room in the varsity clubhouse.

### PAT BURRELL, third baseman

#11

Pat Burrell is the only player in the history of University of Miami baseball to win the coveted Golden Spikes Award. He finished his UM career with the best batting average in school history, hitting .442 over his three-year career and first in slugging percentage at .886. Burrell finished second in career home runs with 61, second in total bases with 465, fifth in RBI with 187 and

fourth in walks with 170.

His 1996 freshman campaign was one of the greatest seasons in college baseball history, hitting .484 with 23 home runs and 64 RBI on a team that finished runner-up for the national title. Burrell's sophomore season saw him finish with 21 home runs and a .409 average to go along with 76 RBI. He became Miami's first No. 1 overall pick in the Major League Draft in June of 1998 after hitting .432 with 17 home runs and 47 RBI in an injury-filled junior season

### MIKE FIORE, outfielder

#12

A four-year UM starter, Mike Fiore was a member of the 1988 gold medal-winning USA team. The gritty outfielder rewrote the Hurricanes' record book by setting 12 UM batting marks, including hits (341), runs (258), doubles (63), runs batted in (235) and total bases (506).

Fiore earned Freshman All-American honors in leading Miami to the 1985 NCAA crown and was a consensus All-American as a senior. He is also Miami's only Dick Howser Trophy winner, earning the honor in 1987 after leading UM to the College World Series in Omaha, Neb. Fiore completed his business degree on time in 1988, and following that season, was drafted and signed by the St. Louis Cardinals. For five seasons, he was the the Associate Director and General Manager for USA Baseball.

### SKIP BERTMAN, catcher/assist. coach

#15

The first Hurricane baseball coach to have his number retired is best known for taking raw talent and transforming it into wins for Miami and a professional prospect. Bertman served as an assistant under Ron Fraser from 1975-83. He was then named the Head Coach at Louisiana State where he quickly turned that program into a national powerhouse. He played for UM as a catcher and outfielder from 1958-60.

Bertman was also the head coach of the 1996 United States Olympic Baseball Team and is a member of the University of Miami Sports Hall of Fame. Bertman joined Fraser as an inaugural inductee into the College Baseball Foundation Hall of Fame in 2006



## ORLANDO GONZALEZ, first baseman #20

Orlando Gonzalez's aggressive style of play at the plate and on the base paths led the Hurricanes to their first College World Series berth in 1974, a runner-up finish to Southern California. Gonzalez was named to the all-tournament team for his efforts at the CWS.

He won the 1974 Lefty Gomez Plate as the Outstanding Player in College Baseball as well as All-America honors by The Sporting News and the NCAA Coaches Association. He hit .338 with 38 stolen bases as a junior and .402 and 62 swipes as a senior in 1974. Drafted by Cleveland, he saw major league action with the Indians, A's and Phillies.

## CHARLES JOHNSON, catcher #23

Charles Johnson was a three-year letterman for the Hurricanes from 1990-92 and a first-team All-American by The Sporting News in his final season. He currently is listed in the record book in three offensive categories: triples in a season (first, 9), triples in a career (fifth, 12) and home runs in a career (ninth, 38).

Additionally, Johnson led the team in home runs in all three seasons in Coral Gables, as well as RBI in 1992. He was drafted by the Florida Marlins in the first round after his junior season in 1992 and enjoyed a solid Major League career that spanned 12 seasons.

## RANDY GUERRA, first base/pitcher #25

"Dandy Randy" was "Mister Do-It-All for UM", excelling on the mound and at bat from 1976 to 1979. He won 20 games as a hurler, but was best known as a long-ball hitting first baseman. Guerra finished his career in Coral Gables eighth on the career games played list with 238 appearances in the green and orange.

Guerra's consistency also landed him fifth on the career at bats chart with 839. During his four-year career, Guerra flashed excellent skills at the plate, finishing sixth in Miami history with 252 hits. He also finished tied for ninth with 50 career doubles and tied for seventh with 39 career home runs. Maybe the most impressive statistic of Guerra's career was his 427 career total bases, which ranks third in Hurricane history, and 234 RBI, which ranks second.

## NEAL HEATON, pitcher #26

Neal "The Heater" Heaton holds many of UM's pitching records, including victories in a season with 18 and strikeouts in a game with 23. He is second in career wins with 42, third in strikeouts in a season with 172 and third in career strikeouts 381.

In three years, 1979-81, Heaton was twice named an All-American and in 1981 was selected by the Cleveland Indians and made the parent club after just one year in the minors. Heaton was the first Hurricane to play in a big league all-star game.

## STAN JAKUBOWSKI, pitcher #29

In 1974, as a 19-year-old sophomore, the right hander posted a 16-3 record and dazzling 1.46 ERA while being named to the AABCA All-America and All-College World Series teams. At the CWS, Jakubowski hurled a nine-hit complete game over Harvard in the Hurricanes' first CWS game ever. Miami finished runner-up to USC in their first College World Series.

Jakubowski finished his Miami career with a 40-14 record, 27 complete games, 432 innings pitched and 1.81 ERA. His 27 complete games is still a Miami school record. He was also a member of the 1974 United States team which won the World Amateur Championship under Ron Fraser.

## J.D. ARTEAGA, pitcher/asst. coach #33

J.D. Arteaga established himself as one of the greatest pitchers to ever take the mound at Mark Light Field. During his four year career, Arteaga set school records for career starts (72) and victories (43). He is second all-time in innings pitched (458.1) and fifth in career strikeouts (343).

Arteaga ranks second in all-time College World Series starts, leading the Hurricanes to four appearances in Omaha. Arteaga was a 28th-round draft choice of the New York Mets in the 1997 MLB Draft. He retired in March of 2003 from professional baseball to become the pitching coach at his alma mater. His No. 33 was retired at the beginning of the 2003 season.



# ALL-TIME #PROCANES BY MLB TEAM

## ARIZONA DIAMONDBACKS

PLAYER	POS	YEARS
Jorge Fabregas	C	1998
Peter O'Brien	OF	2015

## ATLANTA BRAVES

PLAYER	POS	YEARS
Brian Barton	OF	2009
Jorge Fabregas	C	1999

## BALTIMORE ORIOLES

PLAYER	POS	YEARS
Aubrey Huff	3B	2007-09
Charles Johnson	C	1999-2000
Wayne Krenchicki	3B	1979-81
Mike Pagliarulo	3B	1993
Danny Valencia	3B/OF	2013
Jemile Weeks	2B	2013

## BOSTON RED SOX

PLAYER	POS	YEARS
Alex Cora	2B	2005-08
Chris Howard	P	1994

## CHICAGO CUBS

PLAYER	POS	YEARS
Bobby Hill	2B	2002-03

## CHICAGO WHITE SOX

PLAYER	POS	YEARS
Jorge Fabregas	C	1997
Alex Fernandez	P	1990-96
Chris Howard	P	1993
Charles Johnson	C	2003-04
Nelson Santovenia	C	1992
Blake Tekotte	OF	2013

## CINCINNATI REDS

PLAYER	POS	YEARS
Yonder Alonso	1B/OF	2010-11
Danny Graves	P	1997-2005
Wayne Krenchicki	3B	1982-85
Greg Vaughn	OF	1999

## CLEVELAND INDIANS

PLAYER	POS	YEARS
Mike Armstrong	P	1987
Alex Cora	2B	2005
Orlando Gonzalez	1B	1976
Danny Graves	P	1996-97, 2006
Neal Heaton	P	1982-86
Jason Michaels	OF	2006-07
Chris Perez	P	2009-13

## COLORADO ROCKIES

PLAYER	POS	YEARS
Joe Grahe	P	1995
Charles Johnson	C	2003-04
Greg Vaughn	OF	2003

## DETROIT TIGERS

PLAYER	POS	YEARS
Aubrey Huff	3B	2009
Kurt Knudsen	P	1992-94
Wayne Krenchicki	3B	1983

## HOUSTON ASTROS

PLAYER	POS	YEARS
Buddy Harris	P	1970-71
Charlton Jimerson	OF	2005-06
Jason Michaels	OF	2009-11
Orlando Palmeiro	OF	2004-07

## KANSAS CITY ROYALS

PLAYER	POS	YEARS
Mike Armstrong	P	1982-83
Jorge Fabregas	C	2000
Neal Heaton	P	1992
Ross Jones	SS	1987
Danny Rios	P	1998
Nelson Santovenia	C	1993
Danny Valencia	3B/OF	2014
Tony Vila	P	1978

## LOS ANGELES ANGELS OF ANAHEIM

PLAYER	POS	YEARS
Jorge Fabregas	C	1994-97, 2001-02
Joe Grahe	P	1990-94
Ryan Jackson	INF	2015
Orlando Palmeiro	OF	1994-2002

## LOS ANGELES DODGERS

PLAYER	POS	YEARS
Alex Cora	2B	1998-2004
Charles Johnson	C	1998
Mike Metcalfe	OF	1998, 2000
Mike Piazza	C	1992-98
F.P. Santangelo	OF	2000
Yasmani Grandal	C	2015

## MIAMI MARLINS

PLAYER	POS	YEARS
Dave Berg	SS	1998-2001
Jorge Fabregas	C	1999
Alex Fernandez	P	1997-2000
Charles Johnson	C	1994-98, 2001-02
Mike Piazza	C	1998

Gaby Sanchez 1B 2008-12

## MILWAUKEE BREWERS

PLAYER	POS	YEARS
Ryan Braun	3B/OF	2007-15
Gus Gandarillas	P	2001
Neal Heaton	P	1992
Greg Vaughn	OF	1989-96

## MINNESOTA TWINS

PLAYER	POS	YEARS
Neal Heaton	P	1986
Chris Herrmann	C/OF	2012-15
Oscar Munoz	P	1995
Mike Pagliarulo	3B	1992-93

## NEW YORK METS

PLAYER	POS	YEARS
Alex Cora	2B	2009-10
Jorge Fabregas	C	1998
Danny Graves	P	2005
Ross Jones	SS	1984
Mike Piazza	C	1998-2005

## NEW YORK YANKEES

PLAYER	POS	YEARS
Mike Armstrong	P	1984-86
Neal Heaton	P	1993
Mike Pagliarulo	3B	1984-89
Danny Rios	P	1997
Wade Taylor	P	1991
Jay Tessmer	P	1998-2002

## OAKLAND ATHLETICS

PLAYER	POS	YEARS
Warren Bogle	P	1968
Orlando Gonzalez	1B	1980
F.P. Santangelo	OF	2001
Jemile Weeks	2B	2011-13

## PHILADELPHIA PHILLIES

PLAYER	POS	YEARS
Pat Burrell	OF	2000-08
Orlando Gonzalez	1B	1978
Joe Grahe	P	1999
Ryan Karp	P	1995, 1997
Jason Michaels	OF	2001-05

## PITTSBURGH PIRATES

PLAYER	POS	YEARS
Neal Heaton	P	1989-91
Bobby Hill	2B	2003-05
Jason Michaels	OF	2008
Gaby Sanchez	1B	2012-14



**SAN DIEGO PADRES**

PLAYER	POS	YEARS
Yonder Alonso	1B/OF	2012-13
Mike Armstrong	P	1980-81
Cesar Carrillo	P	2009
Yasmani Grandal	C	2012-13
Mike Pagliarulo	3B	1989-90
Mike Piazza	C	2006
Eddy Rodriguez	C	2012
Blake Tekotte	OF	2011-12
Greg Vaughn	OF	1996-98

**SAN FRANCISCO GIANTS**

PLAYER	POS	YEARS
Pat Burrell	OF	2010-11
Aubrey Huff	3B	2010-12
F.P. Santangelo	OF	1999

**SEATTLE MARINERS**

PLAYER	POS	YEARS
Charlton Jimerson	OF	2007-08
Ross Jones	SS	1986
Jim Maler	1B	1981-83

**ST. LOUIS CARDINALS**

PLAYER	POS	YEARS
Brian Barton	OF	2008
John Fulgham	P	1979-80
Ryan Jackson	2B	2012-13
Jon Jay	OF	2010-15
Chris Perez	P	2008-09

**TAMPA BAY RAYS**

PLAYER	POS	YEARS
Pat Burrell	OF	2009-10
Aubrey Huff	3B	2000-06
Charles Johnson	C	2005
Greg Vaughn	OF	2000-02

**TEXAS RANGERS**

PLAYER	POS	YEARS
Alex Cora	2B	2010
Chris Howard	P	1995

**TORONTO BLUE JAYS**

PLAYER	POS	YEARS
Dave Berg	SS	2002-04

**WASHINGTON NATIONALS**

PLAYER	POS	YEARS
Neal Heaton	P	1987-88
Wayne Krenchicki	3B	1986
F.P. Santangelo	OF	1995-98
Nelson Santovenia	C	1987-91

**MLB DRAFT PICKS/SIGNEES**

PRE-DRAFT ERA (through 1964)					YEAR	RD	PICK	NAME	TEAM
YEAR	RD	PICK	NAME	TEAM	1980	24	603	Matt Minium	Indians
1956	—	—	Tommy Adams	Phillies	—	FA	Dave Bisceglia	Reds	
1959	—	—	Ed Harrison	Indians	—	FA	Paul Hundhammer	Red Sox	
1962	—	—	Larry Wilson	Athletics	1981	1	26	Frank Castro	Padres
1963	—	—	Ernie Yaroshuk	Phillies	2	39	*Neal Heaton	Indians	
1964	—	—	Elmer Harris	White Sox	6	154	*Mike Pagliarulo	Yankees	
—	—	—	Bobby Ward	Cubs	8	193	Brian Silvas	Indians	
					13	324	Tom Gil	Pirates	
					14	362	Mike Browning	Yankees	
					19	472	Jeff Morrison	Tigers	
					—	FA	Rob Biagini	Giants	
					—	FA	Alex DeJesus	Expos	
					1982	18	458	Mike Kasprzak	Astros
					24	611	Sam Sorce	Rangers	
					—	FA	Eddie Escobiano	Athletics	
					—	FA	Mickey Williams	Giants	
					1983	8	202	Dave Eichorn	Dodgers
					10	238	Danny Smith	Reds	
					10	243	Bill Wrona	Mariners	
					16	397	Orlando Ariles	Athletics	
					20	519	Phil Lane^	Brewers	
					25	620	Calvin James^	Cubs	
					28	688	Camilo Pascual	Athletics	
					—	FA	Pat Griffin	Tigers	
					—	FA	Steve Lushby	Angels	
					—	FA	Mike Sanicola	Yankees	
					—	FA	Mitch Seoane	Yankees	
					—	FA	Javier Velazquez	Dodgers	
					1984	2	38	Frank Russo	Pirates
					2	52	Rob Souza	Tigers	
					6	149	Clarke Lange	Astros	
					16	414	Phil Lane	Yankees	
					21	543	Darren Mandel	Yankees	
					29	702	Doug Shields	Expos	
					1985	8	210	Don Rowland	Tigers
					13	326	Calvin James	Astros	
					13	340	Alain Patenaude	Tigers	
					18	459	Rick Raether^	Angels	
					30	760	Kevin Sheary^	Cardinals	
					—	FA	Jon Leake	Brewers	
					—	FA	Willie Martinez	Orioles	
					1986	6	137	Rick Raether	Rangers
					13	317	Dan Davies	Indians	
					25	628	Kevin Sheary	Mariners	
					—	FA	*Chris Howard	Yankees	
					—	FA	Gus Meizoso	Rangers	
					—	FA	Kevin Ryan	Dodgers	
					1987	22	573	Chris Lee	Astros
					—	FA	Mike Gibbons	Expos	
					—	FA	*Wade Taylor	Yankees	
					1988	5	125	*Joe Grahe^	Athletics
					9	239	*Kurt Knudson	Tigers	
					15	392	Mike Fiore	Cardinals	
					26	669	Jorge Robles	Mariners	
					28	715	Frank Dominguez	Angels	
					30	779	Will Vespe	Twins	
					53	1291	Doug DeKock	Expos	
					62	1390	Mike Piazza (Dade)	Dodgers	
					—	FA	Steffen Majer	Cardinals	
					1989	2	39	*Joe Grahe	Angels
					20	512	F.P. Santangelo	Cardinals	
					26	664	Joe Trujillo	Cardinals	



2016 MIAMI HURRICANES BASEBALL MEDIA GUIDE

@CANESBASEBALL

YEAR	RD	PICK	NAME	TEAM	YEAR	RD	PICK	NAME	TEAM	YEAR	RD	PICK	NAME	TEAM
198	60	1418	Rey Noriega	Yankees	1997	15	464	*Jason Michaels <sup>^</sup>	Cardinals	2006	1	42	*Chris Perez	Cardinals
	—	FA	Henry Hernandez	Cardinals		16	504	Laz Gutierrez <sup>^</sup>	Devil Rays		2	74	*Jon Jay	Cardinals
	—	FA	Mike Hinde	Twins		18	535	Ryan Grimmett	Tigers		4	111	Ricky Orta	Mariners
	—	FA	Will Vespe	Indians		22	655	Mandy Jacomino	Tigers		8	233	Tommy Giles	Dodgers
	—	FA	Larry Walker	Yankees		26	780	J.D. Artega	Mets		19	576	*Danny Valencia	Twins
1990	1	4	*Alex Fernandez (Dade)	White Sox		44	1301	Brad Brewer	Angels		20	594	*Eddy Rodriguez	Reds
	4	133	Oscar Muñoz	Indians		—	FA	Mike Lopez-Cao	Devil Rays		23	678	*Scott Maine <sup>^</sup>	Rockies
	26	697	Shawn Purdy <sup>^</sup>	Athletics	1998	1	1	*Pat Burrell	Phillies	2007	6	193	*Scott Maine	DBacks
	—	FA	Juan Flores	Brewers		2	47	Robbie Morrison	Royals		8	271	Manny Miguelez	Tigers
	—	FA	Chris Hirsch	Expos		3	96	Alex Santos <sup>^</sup>	Dodgers		30	921	Danny Gil	Astros
1991	1	34	*Jorge Fabregas	Angels		4	104	*Jason Michaels	Phillies		34	1024	Enrique Garcia <sup>^</sup>	Cubs
	16	429	Shawn Purdy	Angels		5	162	*Aubrey Huff	Devil Rays		—	FA	Roger Tomas	Tigers
	22	570	*Ryan Karp (FIU)	Braves		8	248	Todd Ozias	Giants	2008	1	7	*Yonder Alonso	Reds
	33	871	*Orlando Palmeiro	Angels		13	387	Laz Gutierrez	Tigers		1	12	*Jemile Weeks	Athletics
	39	1014	Maurice Crum	Brewers		—	FA	German Alvarez	Braves		1	27	Carlos Gutierrez	Twins
	—	FA	Scott Lucas	Brewers	1999	2	66	*Bobby Hill <sup>^</sup>	White Sox		2	66	Dennis Raben	Mariners
	—	FA	Mike Tosar	Mets		3	96	Russ Jacobson	Phillies		3	101	*Blake Tekotte	Padres
1992	1	28	*Charles Johnson	Marlins		4	115	Alex Santos	Devil Rays		4	129	Mark Sobolewski	Blue Jays
	3	94	Gus Gandarillas	Twins		7	216	David Gil <sup>^</sup>	Phillies		24	719	Enrique Garcia	Reds
	5	139	Jeff Alkire	Cardinals		29	878	Michael Neu	Reds		26	786	Adrian Severino	Twins
	9	242	*Ryan Karp (FIU)	Yankees		—	FA	Darryl Roque	Expos	2009	5	144	Jason Hagerty	Padres
	17	469	Ryanth Smith	Mets		—	FA	Brian Seever	Angels		5	159	*Ryan Jackson	Cardinals
	—	FA	Chris Anderson	Angels	2000	2	43	*Bobby Hill	Cubs		5	163	Kyle Bellamy	White Sox
	—	FA	Kino DiGiaco	Indians		3	93	David Gil	Reds		6	192	*Chris Herrmann	Twins
	—	FA	Geno DiMare	Red Sox		14	416	Manny Crespo	Mariners		20	620	Eric Erickson <sup>^</sup>	Cubs
	—	FA	Frank Mora	Mets		40	1200	Mark Walker	Giants		28	841	Dave DiNatale	Rockies
1993	8	214	Jose Prado	Dodgers		44	1314	Kevin Brown <sup>^</sup>	Red Sox		36	1073	John Housey	Mariners
	10	272	Silvio Censale	Phillies	2001	2	54	Mike Rodriguez	Astros		37	1122	David Gutierrez <sup>^</sup>	Twins
	38	1079	*Dave Berg	Marlins		4	121	Chris Sheffield	Blue Jays		46	1400	Glenn Cook (football)	Cubs
	44	1238	Chad Rupp	Twins		4	132	Brandon Walker	Mets		1	12	*Yasmani Grandal	Reds
	—	FA	Danny Rios	Yankees		5	146	*Charlton Jimerson	Astros	2010	7	233	Chris Hernandez	Red Sox
	—	FA	Rick Ellstrom	Padres		7	207	Tom Farmer	Tigers		18	555	David Gutierrez	Twins
1994	2	55	Kenny Henderson <sup>^</sup>	Expos		11	330	Marcus Nettles	Padres		29	881	Scott Lawson	Rays
	3	76	*Mike Metcalfe	Dodgers		16	488	Mike DiRosa	DBacks		30	919	Iden Nazario	Cardinals
	4	101	*Danny Graves	Indians		17	507	Dan Smith	Tigers	2011	2	90	Harold Martinez	Phillies
	10	278	Bruce Thompson <sup>^</sup>	Cardinals		19	585	Kevin Brown	Braves		3	98	Zeke DeVoss	Cubs
	15	425	Sean Duncan	White Sox		28	831	Troy Robertson <sup>^</sup>	Rangers		8	260	Daniel Miranda	Cardinals
	21	569	Alex Miranda	Athletics		37	1112	Kris Clute	Marlins		16	500	Travis Miller	Cardinals
	21	581	Eric Morgan	Mariners		—	FA	Greg Lovelady	Marlins		17	513	Nathan Melendres	Mariners
	33	904	Luis Hernandez	Mets		—	FA	Alex Prendes	Red Sox		2	94	Peter O'Brien	Yankees
	45	1238	Walter Owens	Indians	2002	5	135	Kevin Howard	Red Sox		7	238	E.J. Encinosa	Giants
1995	5	117	Kenny Henderson	Padres		5	144	Javy Rodriguez	Angels		8	264	Stephen Perez	Nationals
	11	284	Danny Buxbaum	Angels		11	322	Kiki Bengochea	Rangers		20	611	Steven Ewing	Mariners
	12	327	Bruce Thompson	Giants		15	457	Matt Dryer	Giants		34	1057	Eric Erickson	Yankees
	13	341	Rick Gama	Padres		21	632	T.J. Prunty	Twins		—	FA	Rony Rodriguez	Cubs
	19	534	*Jay Tessmer	Yankees		23	692	Danny Matienzo	Twins		—	FA	Cade Kreuter	Padres
	30	838	Jason Adge	Indians		47	1394	Troy Robertson	Mets	2013	21	619	Eric Nedeljkovic	Rockies
	31	866	Ricky Gonzalez	Indians		35	1040	Jim Burt <sup>^</sup>	Blue Jays		29	867	Chantz Mack	Mariners
	36	1002	Adam Finnieston	Royals	2004	2	54	Erick San Pedro	Expos		29	875	Bryan Radziewski <sup>^</sup>	Cardinals
	42	1176	Pete Demorejon	White Sox		10	299	Adam Ricks	White Sox		38	1130	Javi Salas	Twins
	46	1283	Denis Pujals <sup>^</sup>	Yankees		19	554	Jim Burt	Mets		—	FA	Alex San Juan	Rockies
1996	3	88	*Alex Cora	Dodgers		26	771	J.D. Cockroft	Rangers	2014	2	57	Andrew Suarez <sup>^</sup>	Nationals
	6	158	Jim Gargiulo	Cardinals		38	1133	Richard Giannotti	Angels		5	163	Chris Diaz	Braves
	9	274	Denis Pujals	Devil Rays		40	1207	Danny Figueroa <sup>^</sup>	Athletics		7	214	Dale Carey	Nationals
	10	299	Rudy Gomez	Yankees		—	FA	*Brian Barton	Indians		9	256	Bryan Radziewski	Astros
	17	514	Michael DeCelle	Devil Rays	2005	1	5	*Ryan Braun	Brewers		10	296	Javi Salas	Brewers
	18	537	Alan Westfall	Marlins		1	18	Cesar Carrillo	Padres		21	629	Tyler Palmer	Angels
	28	825	T.R. Marcinczyk	Athletics		4	126	*Gaby Sanchez	Marlins		40	1186	Alex Hernandez	Astros
	37	1088	Clint Weibl	Cardinals		9	273	Paco Figueroa	Orioles	2015	2	61	Andrew Suarez	Giants
	43	1271	Eddie Rivero	Phillies		10	305	Chiqui Chirino	White Sox		4	119	David Thompson	Mets
1996	43	1272	Kenard Lang <sup>^</sup>	White Sox		23	685	Brendan Katin	Brewers		7	211	George Iskenderian	Brewers
	45	1319	Tris Moore	Tigers		24	711	Vince Bongiovanni	DBacks		14	432	Garrett Kennedy	Dodgers
1996	54	1515	J.D. Artega <sup>^</sup>	Pirates		34	1022	Brandon Camardese	Reds		16	485	Ricky Eusebio	Mariners
	50	1595	Ryan Grimmett <sup>^</sup>	Marlins		43	1289	Danny Figueroa	Orioles					
1997	7	234	Eddy Reyes	Devil Rays		—	FA	Dan Touchet	Rangers					



# ALL-TIME LETTERMEN

## A

Abrams, Sam	2011, 2013-15
Abreu, Willie	2014-Present
Acosta, Humberto	1977-78
Adams, Tommy	1953-56
Adams, Larry	1948
Addison, Brent	1986
Adge, Jason	1995
Adler, Jim	1951
Akchurin, Erol	1977-78
Albir, Marcelo	2003-04, 06
Alfonso, Gus	1998
Alfonso, Raudel	2005-2006
Alonso, Yonder	2006-2008
Allen, Jon	2004
Alkire, Jeff	1989-92
Alvarez, Bob	1952-53
Alvarez, German	1997-98
Anderson, Chris	1988, 90-92
Archer, John	1961-62
Armstrong, Mike	1973
Arrieta, Fadul	1992-93
Arteaga, J.D.	1994-97
Artiles, Orlando	1982-83

## B

Baldoni, Fred	1947-50
Barkett, Matt	2002-03
Barletta, Tony	1969-70
Barnes, George	1964
Barquin, Tony	1980-81
Barr, Christopher	2013, 2015-Present
Barrett, Pat	1970-71
Bartell, John	1958-60
Bartlett, Bob	1971-73
Bastian, Bob	1980
Barton, Brian	2003-04
Battaglia, Tom	1971
Battaglia, Vince	1970-71
Batten, Mark	1976-79
Batter, Ron	1978-79
Bauer, Mark	1983
Baxter, Tom	1974
Beal, Stuart	1954
Beasley, Sean	1996
Beauprez, Derik	2014-Present
Beckman, Witt	1972-75
Beer, Irv	1953
Beish, Greg	1971
Bellamy, Kyle	2007-09
Bengochea, Kiki	2000-02

Benoit, Jerry	1951-53
Berg, Dave	1992-93
Berry, Steve	1973
Berry, Red	1959-61
Berryman, Dick	1947-48
Bertani, Fred	1963-65
Berthelot, Eric	1993
Bertman, Skip	1958-60
Best, Gary	1992
Biagini, Rob	1980-81
Biletnikoff, Bob	1965
Bisceglia, Dave	1980
Alex Blanco	2002-04
Ted Blackman	2009-10
Blank, Jerry	1946
Blanton, Ed	1946
Blanton, Jack V.	1946
Boden, Eddie	1948-49
Bogle, Warren	1966-67
Boguszewski, Hank	1973
Bongiovanni, Vince	2002-05
Bonofiglio, Mario	1954
Booth, Dean	1960-61
Borgese, Jeff	1989
Borowicz, Ray	1971
Borzecki, Tom	1968-71
Bossory, John	1963-65
Brady, John	1962-65
Brande, Luis	1975-76
Brannan, Ryan	1994-95
Braun, Ryan	2003-05
Bravo, Eddie	1968-69
Brenan, Mike	1958-59
Breslof, Steve	1974-75
Brewer, Tony	1978-79
Brewer, Bob	1957-59
Brewer, Brad	1997
Briggi, Danny	2015
Broad, Michael	2010-13
Brooks, Walt	1979
Brown, Clint	1992
Brown, Kevin	1998-01
Brown, Tom	1967
Brown, Terry	1970-72
Browning, Mike	1981
Bruce, Wayne	1973
Bruckner, Dan	1987-88
Brust, Jerry	1974-75
Bundrick, Brian	1996
Burmester, Lou	1980
Burnett, *	1946
Burrell, Bill	1950-51
Burrell, Pat	1996-98
Burt, Jim	2001-2004

## C

Burton, Tim	1996
Bush, Todd	1990-91
Buxbaum, Danny	1994-95
Callahan, Pat	1976-77
Cameron, Rusty	1970
Campbell, Whitey	1947-50
Camardese, Brandon	2002-05
Canevari, Dan	1979
Cannizzaro, Frank	1996
Carapella, Al	1949-50
Carey, Dale	2011-14
Carr, Dave	1982-83
Carrillo, Cesar	2004-05
Cartaya, Oscar	1997
Carter, Dick	1951-52
Carter, Kevin	1983-84
Cash, Charlie	1984
Casoria, Len	1955-56
Castillo, Benny	1971-74
Castro, Frank	1979-81
Catalino, *	1963
Caudle, Jim	1953, 57
Censale, Silvio	1991-93
Chaney, Joe	1977
Channell, Ryan	1999
Chefas, John	1963
Chester, Carl	2015-Present
Chirino, Chiqui	2003-04
Cianchini, Elliot	1989-90
Clark, Jim	1947
Clark, Al	1984
Clute, Kris	1998-01
Cockroft, J.D.	2001-04
Cohn, Andrew	2001-04
Colasanti, Art	1966
Coleman, Greg	1990-93
Collazo, Lazaro	1985
Collins, John	1965-66
Collins, Zack	2014-Present
Conley, Jeff	1982
Connell, Jerry	1953
Contreras, Ed	1957-59
Cooper, Rob	1993
Cora, Alex	1994-96
Cortina, Bucky	1948-50, 52
Crespo, Manny	1998-00
Crosta, Jim	1973-75
Crow, Dean	1992
Crum, Maurice	1990-91
Cucuzza, John	1973





Cuervo, Bernie 1993

**D**

D'Innocenzio, Rick 1974-75  
 Danchik, John 1966-68  
 Dangel, Al 1958-60  
 Davies, Dan 1983-86  
 Day, Steve 1990-91  
 Deardorff, Lou 1951-52  
 DeBold, Luke 1999-02  
 DeBold, Rusty 1985-86  
 DeCelle, Michael 1996  
 Deem, Cliff 1967-69  
 Dehlinger, Rick 1978  
 DeJesus, Alex 1978-81  
 DeKock, Doug 1987-88  
 DeKreon, Bob 1955  
 Del Giudice, Rick 1977-80  
 Del Rio, Ted 1951-52  
 Deliz, Chico 1960-62  
 DeMola, Oscar 1975  
 Dermigny, Sam 1946  
 Desmond, Bill 1948-50  
 DeVoss, Zeke 2010-11  
 Diaz, Carlos 2014  
 Diaz, Chris 2012-2014  
 Diaz, Rick 1978-79  
 Diaz, Sebastian 2014-15  
 Diaz, Walter 2005  
 Diego, Kevin 2007  
 DiGiacomo, Kevin 1990-92  
 DiFalco, Joe 1972-73  
 DiGiammarino, Larry 1960  
 DiMare, Gino 1989-92  
 DiMare, Richard 1962  
 DiNatale, Dave 2007-09  
 Dini, Greg 2002-03  
 DiRosa, Mike 1999-01  
 Dixon, Ryan 2002-03  
 Dollar, Toby 1994  
 Dominguez, Frank 1985-88  
 Donahue, Karl 1950-52  
 Dorish, Dave 1991-92  
 Dryer, Matt 1999-01  
 Duarte, Lou 1979  
 Duffin, Tom 1986  
 Dulom, Kirk 1986-87, 89  
 Duncan, Sean 1994  
 Dunkle, Sheldon 1956-58  
 Dyschuk, Pete 1951

**E**

Eccleston, \* 1963  
 Edwards, Ralph 1973  
 Egnatuk, Wally 1980  
 Eich, Gene 1964  
 Eich, Dennis 1962-64  
 Eichhorn, Dave 1983  
 Ellena, Greg 1983-86  
 Ellison, Ernie 1949  
 Ellstrom, Rick 1992-93  
 Encinosa, E.J. 2010-12  
 Erickson, Eric 2007-08, 10, 12  
 Erickson, Greg 1990  
 Erwin, Mat 1994  
 Escribano, Eddie 1979-80, 82  
 Esquivel, Lale 1997, 99-00  
 Estrada, Bobby 1979  
 Eusebio, Ricky 2013-2015  
 Ewing, Steven 2010-12

**F**

Fabregas, Jorge 1989-91  
 Fahy, Thomas 1961  
 Fanaro, Carl 1963  
 Farrell, Jon 1990  
 Farmer, Tom 1998-01  
 Fauci, Steve 1985  
 Feeney, Patrick 2005  
 Feldman, Richard 1976-77  
 Feldman, Robert 1976-77  
 Ferguson, Dave 1980  
 Ferguson, John 1947  
 Fernandez, Alex 1989  
 Fernandez, Alexander 2012-13  
 Ferrara, Tony 1949-51  
 Fieger, Brad 2011-2014  
 Fieler, Ralph 1949  
 Figueroa, Danny 2002-05  
 Figueroa, Paco 2002-05  
 Finnieston, Adam 1995  
 Fiore, Mike 1985-88  
 Fischer, Ed 1974  
 Fitch, Bob 1963  
 Fitzgerald, Mike 1964-65  
 Fleizach, Frank 1998  
 Flick, Vaughn 1973-75  
 Flores, Juan 1989-90  
 Floyd, Rick 1973-74  
 Flynn, Bobby 1972-75  
 Fordyce, Larry 1967-68  
 Foster, Harvey 1962-64  
 Franantonio, Frank 1948  
 Frear, Fred 1954

Freitas, Nick 2006-2007  
 French, Ferris 1968-70  
 Frese, Roger 1957  
 Frey, Eric 1974  
 Fuko, Dean 1971-73  
 Fulghan, John 1975

**G**

Gale, Dino 1976, 79  
 Gallagher, Terry 1977-81  
 Gallo, Hadrian 1984  
 Gama, Rick 1993-95  
 Gandarillas, Gus 1992  
 Gankofskie, Rich 1977  
 Garabedian, Alex 2005  
 Garcia, Bryan 2014-Present  
 Garcia, Danny 2014-Present  
 Garcia, Enrique 2007-2008  
 Gargiulo, Jim 1994-96  
 Garrigus, Carl 1953-55  
 Garvey, Ed 1968-70  
 Gawenda, Chris 2006, 08  
 George, Bobby 1970-71  
 Gerroty, Dick 1946-49  
 Ghaul, Harry 1946-47  
 Giacoboni, Dom 1956-58  
 Gianini, Jim 1969  
 Giannotti, Richard 2002-04  
 Gibbons, Mike 1986-87  
 Gifford, Ron 1972-83  
 Gil, Danny 2004-07  
 Gil, David 1997-00  
 Gil, Tom 1981  
 Giles, Tommy 2006  
 Gill, Rob 1976-77  
 Gironda, Frank 1951  
 Golding, Rob 1957  
 Gomez, Rudy 1994-96  
 Gomez, Tito 1966-68  
 Gonsalves, Lou 1950-51  
 Gonzalez, Dorian 1994-96  
 Gonzalez, Orlando 1973-74  
 Gonzalez, Ricky 1995  
 Gonzalez, Roger 2013  
 Goodwin, Jim 1967  
 Graham, Norman 1959-61  
 Grahe, Joe 1987-89  
 Grandal, Yasmani 2008-10  
 Grandinette, Frank 2013  
 Graves, Danny 1992-94  
 Green, Toby 1963-65  
 Green, Joel 1969-71  
 Grey, William 1962-65  
 Griffen, Pat 1983  
 Grimmett, Ryan 1994-97



Grundy, Jerad	2010
Guerra, Randy	1976-79
Guerra, Rene	2008-09
Gullette, Leigh	1976-80
Gutierrez, Carlos	2005-08
Gutierrez, David	2007-10
Gutierrez, Laz	1996-98
Guttman, Maury	1958

Housey, John	2007-2009
Howard, Chris	1986
Howard, Kevin	2000-02
Howell, Greg	1997-00
Huguet, George	2001-04
Huff, Aubrey	1997-98
Hughes, Bobby	1959-61
Hundhammer, Paul	1979-80

Knighten, Willie	1984
Knott, Dave	1974-77
Knowles, Greg	1988-91
Knowles, Dale	1984
Knudsen, Kurt	1988
Koronis, Alex	2007-08
Kosek, Rick	1984-85
Kossak, Vince	2012-13
Kostopholis, Andy	1954
Kotzen, Frank	1960-62
Kouchalokos, Pete	1946-47
Kowalski, Ed	1953
Krenchicki, Wayne	1973-75
Kreuter, Cade	2012-13
Kruijs, Eddie	1982-84
Krull, Joe	1946
Kutner, Mike	1978-81

## H

Hacker, T.J.	2003
Hagerty, Jason	2007-09
Hambleton, Denny	1947-50
Hammond, Cooper	2014-Present
Hammonds, Paul	1975-76
Hand, Frank	1948-50, 52
Hansen, Russ	1977
Hansen, Thomas	1962
Harris, Elmer	1962-64
Harrison, Ed	1956-58
Hart, Chris	1984-85
Hattis, Bill	1974-75
Hearn, H.C.	1956-57
Heaton, Neal	1979-81
Heaton, Scott	1982
Heffer, Larry	1961-62
Heiser, Rick	1986
Helmer, Robert	2004
Helmstetter, Chuck	1968-70
Henderson, Kenny	1992-95
Herman, Dave	1971-72
Hernandez, Alex	2013-2014
Hernandez, Bob	1987-88
Hernandez, Chris	2008-10
Hernandez, Ernie	1976
Hernandez, Henry	1987-89
Hernandez, Luis	1991-94
Herrera, Jace	2013
Herrmann, Chris	2009
Heyman, Grant	2013
Heyward, Jacob	2014-Present
Hill, Bobby	1997-99
Hinckle, Claude	1972
Hinde, Mike	1989
Hines, Wayne	1962-65
Hirsch, Chris	1988-90
Hoelker, Chad	1992-95
Hoff, Eddie	1995-96
Hogan, Bill	1976
Hogden, *	1949
Holka, Doug	1969-72
Holliday, Tom	1974-75
Honiotes, Andy	2015
Hoof, Joey	2002-04
Horgen, David	1957-59

## I

Incardona, Joe	1972
Iskenderian, George	2015

## J

Jackson, Ryan	2007-09
Jacobsen, Chris	1993
Jacobson, Russ	1997-99
Jacomino, Mandy	1997
Jakubowski, Stan	1973-76
James, Calvin	1981-85
James, Harvey	1946
Jay, Jon	2004-06
Jezeq, Laddie	1967-69
Jimerson, Charlton	1998-01
Johnson, Charles	1990-92
Johnston, J.B.	1953
Jones, Rick	1965-67
Jones, Ross	1979-80
Jordan, Bert	1981
Joseph, Pete	1988

## K

Kahn, * 1967	
Kahn, Gary	1971
Kairis, Ed	1946-48
Kamalsky, Matt	1998-99
Kampf, Fred	1967-68
Karp, Ryan	1991
Kasprzak, Mike	1981-82
Katin, Brendan	2004-05
Kaufman, Teddy	2007
Kavanaugh, Dan	1960-62
Kazan, Marty	1952-53
Keller, Chuck	1979
Kelly, Charles	1947
Kennedy, Garrett	2012-2015
Kichefski, Bob	1952-53
Kirkpatrick, Norm	1981
Kish, Dave	1961-63
Kissell, Larry	1947-48
Kissner, Albie	1976
Knight, Terry	1966

## L

Landis, David	1959
Lane, Andrew	2003-2006
Lane, Phil	1982-84
Lange, Clarke	1984
Larkin, Mike	1969-72
Larsen, Al	1956
Larson, Forrest	1972
Lawroski, John	2013-2014
Lawson, Scott	2009-10
Leake, Jon	1984-85
Leary, Jack	1951
Lee, Chris	1986-87
Leehive, Dennis	1966
Lehman, Thom	1967-69
LePore, Babe	1948-50
Lepore, Jesse	2015-Present
Lerner, Steve	1975, 77
Leve, Chuck	1968-70
Levin, Andrew	1961
Levy, Harold	2008
Lewis, John	1959-60
Lindquist, Chet	1954-55
Lison, Gus	1941, 49
Litz, Norman	1951
Llanes, Juan	1991-92
LoMedico, Phil	1974-75
Long, Gavin	1976-77
Lopez, Brandon	2013-Present
Lopez, Ricky	1991
Lopez-Cao, Andrew	1997-98
Lopez-Cao, Mike	1994-97
Lorenzo, Al	1983
Losch, Jack	1953-55
Lovecchio, Joe	2010
Lovelady, Greg	1998-01
Lucas, Scott	1990-91



Ludwig, Edward 1962  
 Lusby, Steve 1982-83  
 Lynch, Chris 1975-76

**M**

McClain, Bill 1960  
 McElaney, \* 1947  
 McGoldrick, Joe 1973  
 McLean, Jon 2005-2006  
 Mack, Chantz 2010-13  
 Mack, Preston 1991  
 Maduro, Jorge 1967-69  
 Magno, Chris 1985-86  
 Maine, Scott 2005-07  
 Majer, Steffen 1984-88  
 Maler, Jim 1977  
 Malizia, Mark 1985  
 Malpas, Bill 1975-76  
 Mandel, Darren 1983-84  
 Mandis, Angelo 1957-58  
 Mannix, Kevin 2000-02  
 Maone, Jim 1975  
 Marchegiano, Pete 1961  
 Marcinczyk, T.R. 1995-96  
 Margiotta, Joe 1969-72  
 Marino, Nick 1949  
 Marnhout, Jack 1953-55  
 Marsicano, Al 1971-73  
 Martaniuk, Henry 1954  
 Martin, Jim 1952-53  
 Martinelli, Ron 1989  
 Martinez, Harold 2009-11  
 Martinez, Javier 1974  
 Martinez, Willie 1984-85  
 Matienzo, Danny 2000-02  
 Mastrodonardo, David 1996  
 Matthews, Jack 1954-57  
 Maude, Mike 1980-81  
 Maza, Ralph 1969-72  
 Meagher, Joe 1949-52  
 Mediavilla, Michael 2015-Present  
 Mederos, Jarred 2012  
 Meizoso, Gus 1983-86  
 Melendres, Nathan 2009-11  
 Mell, Vic 1946  
 Menendez, Gus 2006-07  
 Mestre, Marc 1994-96  
 Metcalfe, Mike 1993-94  
 Michaels, Jason 1997-98  
 Michelangeli, Edgar 2014-Present  
 Miguezuel, Manny 2005-07  
 Miller, George 1975  
 Miller, Rich 1966-67, 69  
 Miller, Travis 2009-11  
 Milliken, Kenneth 1962

Minium, Matt 1980  
 Minter, Alan 1961-62  
 Miranda, Alex 1991-94  
 Miranda, Daniel 2009-11  
 Mitchell, Nelson 1964-65  
 Monashkin, Al 1949-50  
 Monte, Neale 1968-70  
 Montoni, Rick 1976-77  
 Moore, Tris 1995-96  
 Mora, Frank 1990-92  
 Moretti, Gene 1951-53  
 Morgan, Eric 1994  
 Morris, J.R. 1993  
 Morrison, Jeff 1978-81  
 Morrison, Robbie 1996-98  
 Muelhausen, Jim 1969-72  
 Munoz, Oscar 1988-90  
 Munson, Robb 1984  
 Murnak, Richard 1961-62  
 Murphy, Larry 1953-55, 57

**N**

Nalepa, Anthony 2007-08  
 Napp, Larry 1967-68  
 Nazario, Iden 2008-10  
 Ndeljkovic, Eric 2012-13  
 Nebel, Norm 1959  
 Nelson, Joe 1984-87  
 Nettles, Marcus 1999-01  
 Neu, Michael 1999  
 Newman, Brad 2003  
 Newman, Roger 1956-58  
 Nichols, Jack 1954  
 Nicholson, Rick 1975-76  
 Nobles, Charlie 1965  
 Noce, John 1985-86  
 Norbert, Ted 1957  
 Norcross, Robert 1966  
 Noriega, Rey 1988-89  
 Novak, Andy 1947-50  
 Nugent, Nick 1955-56  
 Nykoluk, Kevin 1996

**O**

O'Boyle, Leo 1951-54  
 O'Brien, George 1974  
 O'Brien, Peter 2012  
 O'Brien, Richard 2006-07  
 O'Brien, Bob 1985-86  
 O'Malley, Marty 1975  
 Olen, Randy 1969-72  
 Orta, Ricky 2004-06  
 Otero, Ryan 2013-15

Owens, Walter 1994  
 Ozias, Todd 1997-98

**P**

Pacheco, Albert 1986-88  
 Pagley, Vince 1952-54  
 Pagliarulo, Charlie 1981  
 Pagliarulo, Mike 1979-81  
 Palm, Stanley 1987-88  
 Palmeiro, Orlando 1990  
 Palmer, Tyler 2012-2014  
 Palo, Angelo 1949  
 Panther, Mark 1963  
 Paradise, Scott 1976-77  
 Parker, Billy 1956  
 Parsons, Scott 1981  
 Pascual, Camilo 1982-83  
 Patenaude, Alain 1984-85  
 Patrylo, Rick 1971-73  
 Patrylo, Dave 1968-71  
 Patterson, Pat 1979  
 Pazo, Rich 1978-79  
 Pearce, Chris 1991  
 Pelaez, Chris 2010-11  
 Pender, William 1956  
 Perez-Allende, Pablo 1986-87  
 Perez, Alex 2003  
 Perez, Chris 2004-06  
 Perez, Stephen 2010-12  
 Pergamo, Pete 1957-59  
 Perry, Ryan 2008-10  
 Peters, Chuck 1947-50  
 Petrali, Chris 2006-07  
 Petretta, Bob 1996-97  
 Petz, Al 1955-57  
 Phillips, Dan 1984  
 Phillips, Bill 1985  
 Piccuito, Louis 1961  
 Pittman, Larry 1964-65  
 Piveronas, Frank 1953-56  
 Poitier, Gully 1973-74  
 Pollack, Rich 1972-73  
 Polofsky, Alan 1973  
 Pompos, Greg 1982  
 Pontiff, Wally 1973  
 Popivic, Dave 1970  
 Powers, Thomas 2009-11  
 Prado, Jose 1991-93  
 Pratt, Haas 1901-02  
 Prendes, Alex 1998-01  
 Presutti, Bill 1965  
 Prunty, T.J. 2001-02  
 Pucci, Richard 1966-67  
 Pujals, Denis 1992-94, 96  
 Purdy, Shawn 1990-91



Puskar, Pete 1966, 68-69  
Putt, Jack 1956  
Pyle, Larry 1967-69

**Q**

Quinlan, John 1947

**R**

Raben, Dennis 2006-08  
Radziewski, Brian 2011-2014  
Raedle, Joe 1984-86  
Raether, Rick 1984-86  
Rainey, Kerry 1970-71  
Rajisch, Rob 1978-79  
Ramjit, Vickash 2009  
Rams, Hugo 1974-77  
Ratcliff, Frankie 2010  
Raymond, Ralph 1947-50  
Reeh, Daryl 1972  
Reichie, Rich 1974  
Reif, Derek 1996  
Reisman, Jerry 1963-65  
Reyes, George 1980  
Reyes, Eddy 1997  
Richard, Rick 1985-86  
Ricks, Adam 2003-04  
Riese, Steve 1979  
Ring, Charlie 1948-49  
Rios, Danny 1991, 93  
Rivera, Laz 2014  
Rivero, Eddie 1995-96  
Rita, Dick 1948-49  
Roberson, Troy 1999-02  
Robins, Bert 1956-57  
Robbins, Wes 1977-78  
Robinson, Donald 1989-92  
Robinson, Sam 2009-11  
Robinson, Zach 2010-11  
Robitaille, Danny 2005  
Robles, Jorge 1987-88  
Rodriguez, Alfredo 1978-79  
Rodriguez, Javy 1999-02  
Rodriguez, Eddy 2004-06  
Rodriguez, Mike 1999-01  
Rodriguez, Rony 2010-12  
Romano, Bob 1954  
Rose, John 1948, 50  
Ross, Gary 1979-80  
Roth, Bob 1973-76  
Roque, Darryl 1998-99  
Rosier, Malik 2015  
Rouviere, Whitey 1954  
Rowland, Don 1982-85  
Rowland, Shane 2011

Rubin, Marvin 1951  
Rudman, Michael 2007-09, 11  
Ruiz, Augie 1976-78  
Ruiz, Fernando 1991-94  
Ruiz, Johnny 2014-Present  
Rupp, Chad 1992-93  
Russo, Frank 1983-84  
Ryan, Kevin 1985-86

**S**

Sacco, Tom 1982-84  
Safchik, Brad 2001-02  
Saggese, Rick 1996-98  
Salas, Javi 2011-2014  
Salcines, A.J. 2011-2014  
Saline, Stu 1951  
Sallata, Pete 1958-59  
Samuels, Milton 1948  
San Juan, Alex 2012-13  
San Pedro, Erick 2002-04  
Sanchez, Gaby 2003-04  
Sanders, Al 1951  
Sanders, Ken 1954-55  
Sanicola, Mike 1983  
Santana, Jason 2006-10  
Santangelo, F.P. 1989  
Santiago, Kevin 2005  
Santos, Alex 1997-99  
Santos, Julian 2011-12  
Santovenia, Nelson 1982  
Sargent, Adam 2011-2014  
Sarmiento, Chris 1985-86  
Sarno, Gary 1971-75  
Sayles, Daniel 2014-2015  
Scarnecchia, Sam 1955  
Schelmay, Ted 1972-75  
Schleuss, Will 1993  
Schmitt, Chuck 1951-53  
Schoen, Howie 1951-53  
Schultz, Richard 1955  
Scott, Ron 1974-75  
Seale, Jeff 1992  
Selotti, Jack 1951  
Seoane, Mitch 1981-83  
Seever, Brian 1998-99  
Severino, Adan 2008  
Shannon, Tom 2003  
Shapiro, Howie 1976-79  
Sharts, Scott 1989  
Sheary, Kevin 1983-87  
Sheffield, Chris 1999-01  
Sheridan, Bob 1965  
Sherman, Ed 1946-48  
Shields, Doug 1981-84  
Shoedinger, Ed 1947-49

Siegler, John 1963-65  
Siepe, Kim 1972-75  
Silvas, Brian 1981  
Silverberg, Jerry 1972  
Skalaski, Charles 1946  
Skorge, Ed 1949-50  
Slavicka, Frank 1950  
Smith, Dan 2000-01  
Smith, Danny 1980-83  
Smith, Everette 1952  
Smith, Frank 1951-52  
Smith, Johnathen 1991-92  
Smith, Justin 2015-Present  
Smith, Kevin 1982-83  
Smith, Tom 1977  
Sneir, Ryan 2003  
Sobolewski, Mark 2007-08  
Solis, Julio 1984-85  
Sonenberg, Dave 1966-67  
Sorice, Sam 1981-82  
Sorokowski, Wayne 1965-67  
Sosa, Enrique 2013-Present  
Souza, Rob 1982-84  
Spasoff, Darin 1996-99  
Sparkman, Darrell 1987-88  
Spinelli, Nick 1962  
Squilla, Joe 1978  
Steel, Ed 1970  
Stefkoich, Dan 1966-68  
Stenson, Vic 1958-60  
Stieve, Robert 1959  
Strong, Chad 2000  
Stuart, Jim 1952  
Stureman, Dick 1967  
Suarez, Andrew 2012-2015  
Swatscheno, D.J. 2009  
Swenson, Chuck 1954-55, 57  
Swenson, Tim 1996

**T**

Tackett, Sean 1995  
Taro, Bob 1951-54  
Tatol, Joe 1946  
Taylor, Bob 1970-71  
Taylor, Wade 1987  
Tekotte, Blake 2006-08  
Tessmer, Jay 1994-95  
Thompson, Bruce 1992-95  
Thompson, David 2013-2015  
Thurber, Frank 1958-60  
Tippett, Keith 1992-93  
Tomas, Roger 2004-07  
Torres, Jim 1955  
Torti, Mike 1994-95  
Tosar, Mike 1988-91



Tosca, Carlos	1996
Toth, John	1951
Touchet, Dan	2001-05
Tresgallo, Esteban	2012-13
Trujillo, Jose	1986-89
Trujillo, Manny	1973-74
Tucker, Steve	1988-89
Tyner, Matt	1977-80

**U**

Understahl, Don	1962-63
Unger, Ken	1964-65
Urbanowicz, Hank	1967-68

**V**

Vacarro, Jim	1946
Valencia, Danny	2005-06
Valdes-Fauli, Shawn	2002-04
Valentine, Don	1965-66
Vanlear, Ralph	1949
Vari, Ron	1959
Vazquez, Ben	2007-08
Vazquez, Vince	1999-02
Vaughn, Greg	1986
Vega, Joe	1972-75
Velazquez, Javier	1982-83
Vespe, Will	1986-89
Vincendese, Frank	1953-55
Viera, John	1986-89
Vila, Tony	1977-78
Villasuso, David	2009-11
Vinci, William	1963-64
Volpe, Al	1969-72

**W**

Walezak, Mike	1969, 71
Walker, Bob	1982-83
Walker, Brian	1999-01
Walker, Larry	1989
Walker, Mark	1997-00
Ward, Bobby	1962-64
Warren, Pat	1964-65
Wayne, Tommy	1968
Weaver, Bobby	1961
Weeks, Jemile	2006-08
Wiebel, Scott	2011-12
Weibl, Clint	1996
Weislow, Jonathan	2007-09
Weiss, Dave	1952-55
Weiss, Ed	1954-57
West, Jim	1989-90
Westfall, Allan	1994-96

Whalen, Jim	1948
Whaley, Eric	2010-13
Wheeler, Kevin	1991-93
Williams, Bob	1982
Williams, Danny	1964
Williams, David	1963
Williams, Mickey	1981-82
Wilson, Larry	1960-62
Wilson, Willie	1954-55
Wilson, *	1963
Winkini, *	1955
Wolkosky, Jamie	1991
Wood, Bruce	1978
Wood, Jim	1948
Woodrey, Thomas	2013-Present
Word, Rob	1988
Wrona, Bill	1981-83
Wulf, Taylor	2009-10

**Y**

Yanowitz, Stan	1964-66
Yaroshuk, Ernie	1961-63
Yingling, Bob	1967
Young, Ed	1968-71
Youst, Kevin	2009-10

**Z**

Zatorksi, Ed	1946
Zimmerman, Arnie	1958-60
Zunica, Bradley	2014

\* First name not available



# ATTENDANCE HISTORY

## HOME ATTENDANCE

YEAR	G	W-L	TOTAL	AVERAGE
1973	40	32-8	33,906	848
1974	39	35-4	37,239	955
1975	42	36-6	41,181	981
1976	36	30-6	47,412	1,317
1977	45	36-9	51,258	1,139
1978	39	34-5	55,687	1,428
1979	50	46-4	81,028	1,621
1980	49	42-7	92,353	1,885
1981	51	48-3	163,261	3,201
1982	49	39-9	157,653	3,217
1983	57+	47-9	139,843	2,453
1984	53+	36-15	118,937	2,244
1985	57	48-9	136,249	2,390
1986	42	36-6	123,425	2,937
1987	39	25-13	80,862	2,073
1988	53+	36-15	133,153	2,512
1989	45+	36-8	127,616	2,836
1990	46*	39-8	143,052	3,110
1991	44*	38-7	119,342	2,712
1992	50	44-6	161,495	3,230
1993	42	33-9	63,075	1,502
1994	43	37-6	82,637	1,922
1995	43	35-9	95,570	2,172
1996	42	38-4	71,991	1,714
1997	41*	36-6	80,720	1,969
1998	45	39-6	103,310	2,291
1999	41	32-8	106,685	2,602
2000	41	32-8	81,442	1,986
2001	46	35-11	123,680	2,688
2002	41	24-17	78,926	1,925
2003	41*	32-8	99,605	2,554
2004	49*	42-7	112,680	2,302
2005	36	29-7	81,742	2,271
2006	34*	22-13	61,909	1,821
2007	36	25-11	72,620	2,017
2008	36	25-11	104,930	2,914
2009	33	23-11	71,162	2,170
2010	37	28-9	115,604	3,124
2011	34	23-11	98,430	2,895
2012	37	25-12	92,967	2,512
2013	37	27-10	97,515	2,635
2014	38	26-12	101,296	2,738
2015	41	36-5	109,256	2,665

## COMBINED ATTENDANCE

YEAR	TOTAL	HOME	AWAY
1981	226,966	163,261	63,705
1982	251,405	157,653	93,732
1983	169,011	139,843	29,168
1984	161,619	118,937	42,682
1985	238,043	136,249	101,794
1986	247,792	123,425	124,304
1987	149,755	80,162	68,893
1988	198,069	133,153	64,916
1989	223,049	127,616	95,433
1990	191,749	143,052	48,697
1991	210,037	119,342	90,692
1992	247,388	161,495	85,893
1993	109,276	36,075	46,201
1994	162,696	82,637	80,059
1995	197,843	95,570	102,273
1996	200,560	71,991	128,569
1997	209,577	80,720	128,857
1998	210,642	103,130	107,512
1999	237,130	106,685	130,445
2000	134,088	81,442	52,646
2001	244,753	123,680	121,073
2002	145,223	78,926	66,297
2003	208,139	99,605	116,862
2004	220,642	112,837	107,805
2005	154,072	81,742	72,330
2006	216,261	61,909	154,352
2007	152,576	72,620	79,956
2008	231,956	104,930	127,026
2009	134,664	71,612	63,052
2010	194,038	115,604	78,434
2011	163,487	98,430	65,057
2012	153,857	92,967	60,890
2013	148,793	97,515	51,278
2014	159,027	101,296	57,731
2015	233,682	109,256	124,426

## TOP HOME CROWDS

CROWD	OPPONENT (SCORE)	DATE
1) 8,277	Texas (W, 5-3)	Sat, 2/9/86
2) 7,347	Florida St. (L, 4-6)	Sat, 4/19/03
3) 7,268	#Florida St. (W, 14-6)	Sat, 5/23/81
4) 6,688	#Florida (W, 8-6)	Sun, 5/24/81
5) 6,638	Florida St. (W, 10-8)	Sat, 5/6/89
6) 6,566	Florida St. (L, 6-14)	Sat, 5/3/86
7) 6,537	Florida (W, 6-5)	Sat, 3/7/92
8) 6,524	Florida St. (L, 2-9)	Sat, 5/8/82
9) 6,482	Florida St. (W, 7-3)	Sat, 5/4/90
10) 6,452	Arizona St. (L, 3-4)	Fri, 2/4/83

# - NCAA Tournament game

## TOP THREE-GAME SERIES

CROWD	OPPONENT	DATES
1) 19,062	Florida St.	4/18/08-4/20/08
2) 19,049	Florida St.	5/4/90-5/6/90
3) 16,802	Florida St.	5/2/86-5/4/86
4) 16,597	Florida St.	3/3/81-3/6/81
5) 16,244	Florida St.	5/3/91-5/4/91
6) 16,494	Arizona St.	2/4/83-2/6/83
7) 15,858	Florida St.	4/23/10-4/25/10
8) 15,199	Florida St.	4/24/92-4/26/92
9) 15,090	Florida St.	5/5/89-5/7/89
10) 14,441	Florida St.	5/6/88-5/8/88

## TOP CROWDS BY DAY

DAY	CROWD	OPPONENT	DATE
Monday	6,161	Baltimore Orioles	4/6/81
Tuesday	6,025	#Florida	5/28/85
Wednesday	5,775	Florida	3/22/89
Thursday	5,481	#Minnesota	5/21/81
Friday	6,482	Florida State	5/4/90
Saturday	8,277	Texas	2/9/86
Sunday	6,737	#Florida	5/24/81

# - NCAA Tournament game

## TOP CWS CROWDS

CROWD	OPPONENT (SCORE)	DATE
1) 26,530	LSU (W, 9-5)	6/19/04
2) 26,337	Florida (L, 3-15)	6/13/15
3) 26,327	Texas (L, 2-13)	6/14/03
4) 26,241	Oregon St. (L, 1-8)	6/20/06
5) 25,417	Oregon St. (W, 12-1)	6/17/06
6) 25,240	S. Carolina (L, 11-15)	6/22/04
7) 24,859	Alabama (W, 8-1)	6/13/99
8) 24,857	CS-Fullerton (L, 3-6)	6/21/04
9) 24,740	Arizona St. (L, 2-9)	5/31/98
10) 24,070	Stanford (W, 12-1)	6/16/01

\* - Doubleheader

+ - Exhibitions not counted in win/loss record





# UM ATHLETIC HALL OF FAME

The University of Miami Sports Hall of Fame is nestled on the Coral Gables campus and houses memorabilia and artifacts from over 80 years of Hurricanes athletic excellence. The Hall of Fame was established in 1966, with the Tom Kearns Sports Hall of Fame Building opening in 1989 as a shrine to University of Miami sports legends of the past and present.

The UMSHOF is a non-profit, 501c3 organization whose sole purpose is to promote UM athletics, and recognize those student-athletes, coaches and administrators who have excelled in their sports and brought national and international acclaim to the university through their accomplishments and championships.

The UMSHOF holds an annual induction banquet and golf tournament to raise funds for operation and upkeep of the Hall...tax-deductible donations help showcase these achievements for Hurricanes fans to enjoy for generations to come.

Visit [UMSportsHallofFame.com](http://UMSportsHallofFame.com) for information on how to donate, and hours of operations.

Randy Ableman (diving coach)	Davian Clarke (track & field)	Luis Garcia (tennis)
Hal Allen (football coach)	Tony Cline (football)	Greg Garlich (diving)
Patrina Allen (track & field)	Julius Cohen (basketball)	Charlie George (football)
Ottis Anderson (football)	Dan Connors (football)	Harry Ghaul (football, baseball)
Jodi Appelbaum Steinbauer (tennis)	Ed Contreras (baseball)	Bryan Gillooly (diving)
Ray Arky (football)	Horace Copeland (track)	Ron Godfrey (basketball coach)
Jessie Armstead (football)	Alex Cora (baseball)	Tom Gompf (swimming coach)
J.D. Artega (baseball)	Jim Cox (football)	Orlando Gonzalez (baseball)
Woody Austin (golf)	Pat Cramer (tennis)	Joe Grahe (baseball)
Dr. Bowman F. Ashe (UM president)	Tony Cristiani (football)	Danny Graves (baseball)
Rod Ashman (football, basketball)	Nathaniel Crosby (golf)	Dr. Joel Green (baseball)
Wilbert Bach (sports information)	Maurice Crum (football)	Lise Gregory (tennis)
Pete Banaszak (football)	Fran Curci (football, football coach)	Matt Gribble (swimming)
Mike Barnes (football)	Don Curnutt (basketball)	Randy Guerra (baseball)
Micheal Barrow (football)	Paul Dee (athletic director)	Andy Gustafson (football coach, ath. director)
Rick Barry (basketball)	Amy Deem (women's track coach)	Jack Hackett (football)
Wayne Beckner (basketball)	Bill Deering (track and field)	Bruce Hale (basketball coach)
Tom Beier (football)	Dr. Mickey Demos (boxing)	Leonard Hamilton (basketball)
Ray Bellamy (football)	Paul Desjardins (golf)	Penny Hammel (women's golf)
Bill Bennett (track)	Bill Diaz (swimming coach)	John Hammil (tennis)
Lloyd Bennett (track and swimming coach)	Eddie Dibbs (tennis)	Jack Harding (football coach, ath. director)
Albert Bentley (football)	Carl DiBernardo (boxing)	Robin Harmony (women's basketball)
Sharon Berg (swimming)	Jim Dooley (football, track)	Dennis Harrah (football)
Stanley "Skip" Bertman (baseball coach)	Ken Dorsey (football)	Doris Hart (tennis)
Al Besselink (men's golf)	Lin Dunn (women's basketball coach)	Al Harum (tennis)
Warren Bogle (baseball)	Eddie Dunn (football, basketball, baseball, coach)	Janet Hass (women's tennis)
Don Bosseler (football)	Gary Dunn (football)	Bill Hawkins (football)
Bennie Blades (football)	Ian Duvenhage (women's tennis coach)	Neal Heaton (baseball)
Octavia Blue (women's basketball)	Eddie Edwards (football)	Ted Hendricks (football)
Melvin Bratton (football)	Judy Eller (golf)	Jeannie Hebert-Truax (women's basketball)
Melissa Briley-Mieras (diving)	Craig Erickson (football)	Dr. Bill Heuson (golf coach)
Eddie Brown (football)	Dennis Erickson (football)	Dick Hickox (basketball)
Eric Brown (basketball)	Lee Evans (reporter)	Alonzo Highsmith (football)
Jerome Brown (football)	Jorge Fabregas (baseball)	Bobby Hill (baseball)
Janet Buchanan-Kerr (swimming)	Kevin Fagan (football)	Randal Hill (football)
Dr. Charles Burbacher (team doctor)	Jeff Feagles (football)	Carlos Huerta (Football)
Pat Burrell (baseball)	Jaime Fillol (tennis)	Aubrey Huff (baseball)
Andrew Burrow (tennis)	Mike Fiore (baseball)	Isabella Hutchinson (women's athletics)
Jim Burt (football)	Chuck Foreman (football)	Michael Irvin (football)
Edward "Red" Cameron (football, boxing)	Dawn Frady (swimming)	Stan Jakubowski (baseball)
Whitey Campbell (football, basketball, baseball, and football and baseball coach)	Bubba Franks (football)	Edgerrin James (football)
Al Carapella (football)	Ron Fraser (baseball coach)	Calvin James (baseball)
Rubin Carter (football)	Abe Friedman (basketball)	Don James (football)
Sy Chadroff (basketball, baseball)	George Gallett (sports information)	Harvey James (football)
Nick Chickillo (football)		Tim James (basketball)
		Sam Jankovich (ath. director)
		Jenny Keim Johansen (diving)
		Andre Johnson (football)
		Charles Johnson (baseball)
		Jack Johnson (football)
		Jimmy Johnson (football coach)
		James Jones (basketball)
		K.C. Jones (football)
		Daphne Jongejans-Bousquet (diving)
		Art Kehoe (football, football coach)
		Jim Kelly (football)
		Cortez Kennedy (football)
		Tracy Kerdyk (golf)
		Walter Kichefski (football, coach)
		Bill Kimbrough (football)
		Tom Kearns (football, basketball, boxing)



Chuck Klein (football)	Rick Raether (baseball)	Jodi Yambor (swimming)
Bernie Kosar (football)	Rio Ramirez (diving)	Ernie Yaroshuk (baseball)
Wayne Krenchicki (baseball)	Joaquim Rasgado (tennis)	
Ferne Labati (women's basketball)	Ed Reed (football)	
Phil Lane (baseball)	Billy Regan (boxing coach)	
Don Latimer (football)	Ronni Reis-Bernstein (tennis)	
Lenny Layland (diving)	Ros Riach (women's tennis)	
Ann Laughlin (golf)	Maria Rivera (women's basketball)	
Thom Lehman (baseball)	Patti Rizzo (golf)	
Denny Leonard (football, boxing)	Javy Rodriguez (baseball)	
Dale Lewis (tennis coach)	Brett Romberg (football)	
Ray Lewis (football)	Al "Flip" Rosen (football, baseball)	
Steve Lichtner (swimming)	Gaither Rosser (swimming)	
Ron Lippett (football)	Tyce Routson (diving)	
Jack Losch (football, baseball, track)	Dr. Francis "Whitey" Rouviere (football, baseball)	
Greg Louganis (diving)	Ed Rubinoff (tennis)	
William "Bunny" Lovett (boxing, coach)	Gillian Russell (track)	
William C. Lufler (tennis coach)	Art Saey (Boxing, football)	
Melinda Lyverse (swimming)	Alex Santos (baseball)	
Jorge Maduro (baseball)	Warren Sapp (football)	
Dr. Harry Mallios (football, athletic director)	Frances Savage (women's basketball)	
Gordon Malloy (football)	Sam Scarnecchia (football)	
Rodney Mandelstam (tennis, soccer)	Howard Schnellenberger (football coach)	
Fred Marion (football)	Sid Schwartz (men's tennis)	
Greg Mark (football)	Leon Searcy (football)	
Don Mariutto (football)	Harold Sears (football)	
Leo Martin (football)	Pancho Segura (tennis)	
Russell Maryland (football)	Kevin Sheary (baseball)	
Pete Mastellone (football)	Doug Shields (baseball)	
Bob Masterson (football, boxing)	Archie Slaton (boxing)	
Mike McCoy (basketball)	Danny Smith (baseball)	
Yolanda McCray (track and field)	Darrin Smith (football)	
Frank McDonald (football)	Don Smith (football)	
Bryant McKinnie (football)	Frank Smith (football)	
Ryan McNeil (football)	Sam Sorce (baseball)	
Rich Mercier (football)	Don Soldinger (coach)	
Jason Michaels (baseball)	Roberta A. Speer (golf)	
Bill Miller (football)	Gene Stage (basketball)	
Danny Miller (football)	Daniel Stubbs (football)	
George Mira Sr. (football)	Mike Sullivan (football)	
George Mira Jr. (football)	Tom Sullivan (football)	
Dan Morgan (football)	Bob Tatarek (football)	
Hart Morris (football, basketball coach)	Jay Tessmer (baseball)	
Ed Morris (basketball)	Vinny Testaverde (football)	
Jim Morris (baseball coach)	Lamar Thomas (football)	
Jeff Morrison (baseball)	Ron Thorne (track)	
Robbie Morrison (baseball)	John "Red" Tobin (football, basketball)	
Cathy Morse (golf)	Gino Torretta (football)	
Jerry Moss (tennis)	Armand "Stitch" Vari (football and coach)	
Santana Moss (football)	Jesse Vassallo (swimming)	
Gardnar Mulloy (tennis, and coach)	Rachel Viollet (tennis)	
Wyllesheia Myrick (track)	Steve Walsh (football)	
Jack Nelson (swimming, and coach)	Marshall Wayne (diving)	
Connie Nickel (administration)	Reggie Wayne (football)	
John Noppenberg (football)	Ed Weisacosky (football)	
Jim Otto (football)	Earl Welbaum (track and field)	
Burgess Owens (football)	Dave Wike (coach, trainer)	
Mike Pagliarulo (baseball)	David Wilkie (swimming)	
Dean Panaro (men's swimming and diving)	Wendy Williams (women's diving)	
Norm Parsons (administration, coaching)	Larry Wilson (football, baseball)	
Vicki Plowden (women's basketball)	Mike Wittman (men's basketball)	
Clinton Portis (football)	Nick Wolcuff (football, boxing, wrestling)	
Tom Pratt (football)	William Wrona (baseball)	
Larry Pyle (baseball)		



# TEAM RECORDS

## BATTING - SEASON

### AT BATS

1.	2,698	1983
2.	2,656	1985
3.	2,432	1984
4.	2,517	1982
5.	2,362	1997
6.	2,356	2015
7.	2,325	1980
8.	2,320	1981
9.	2,253	2006
10.	2,239	1988

### RUNS

1.	643	1985
2.	637	1998
3.	632	1982
4.	615	1983
5.	607	2000
6.	605	1974
7.	600	1997
8.	595	1984
9.	567	1996
10.	564	1980

### HITS

1.	794	1985
2.	790	1983
3.	770	1984
4.	769	1997
5.	766	1996
6.	742	1982
7.	727	1998
T-8.	724	1999
T-8.	724	2015
10.	712	2004

### BATTING AVERAGE

1.	.343	1996
2.	.335	1998
3.	.333	1999
4.	.330	2004
5.	.326	1997
6.	.323	2000
7.	.321	2005
8.	.320	2008
9.	.315	2003
10.	.314	2002

### DOUBLES

1.	171	1985
2.	168	1997
3.	156	1983
4.	152	1996
5.	147	1984
6.	145	1992
7.	140	1988
8.	136	2004
9.	135	2008
	135	1981

### TRIPLES

1.	40	1990
2.	35	1980
3.	34	1985
4.	33	1981
	33	1993
6.	29	1988
7.	28	1973
	28	1982
9.	27	1983
10.	26	1975
	26	1992

### HOME RUNS

1.	139	1998
2.	106	2008
	106	2010
4.	104	1999
5.	96	1982
6.	92	1984
7.	91	1996
8.	88	1983
9.	85	1997
10.	81	2004

### TOTAL BASES

1.	1,302	1998
2.	1,259	1983
3.	1,238	1997
4.	1,237	1985
5.	1,229	1984
	1,229	1996
7.	1,212	1982
8.	1,202	2008
9.	1,187	1999
10.	1,133	2004

### RUNS BATTED IN

1.	588	1998
2.	560	1982
3.	553	1985
4.	548	1984
5.	541	1997
6.	529	1983
7.	522	1996
8.	517	2008
9.	493	1999
10.	491	2004

### SLUGGING PERCENTAGE

1.	.601	1998
2.	.550	1996
3.	.547	1999
4.	.541	2008
5.	.525	2004
6.	.524	1997
7.	.516	2010
8.	.511	2000
9.	.490	2003
10.	.487	2005

### WALKS

1.	529	1983
2.	505	1982
3.	493	1980
4.	451	1985
5.	432	1998
6.	417	1977
	417	1986
8.	416	1976
9.	414	1984
10.	409	1981

### STRIKEOUTS

1.	485	1998
2.	481	2010
3.	466	2000
4.	459	1999
	459	1992
6.	451	2007
7.	448	1983
8.	439	2008
9.	429	1985
10.	346	1989



## PITCHING - SEASON

### STOLEN BASES

1.	231	1985
2.	228	2001
3.	216	1979
4.	201	1981
5.	200	1989
6.	195	1982
7.	186	1988
8.	176	1976
9.	175	1978
10.	173	1986

### TOTAL SACRIFICES

1.	107	2006
2.	104	1994
3.	99	2001
4.	93	1996
5.	90	1997
6.	88	2003
T-7.	86	2008
T-7.	86	1995
T-7.	86	2015
10.	83	2005

### HIT BY PITCH

1.	89	2015
2.	73	2004
3.	68	2006
4.	63	2003
5.	58	2007
T-6.	56	1999
T-6.	56	2010
T-8.	55	2008
T-8.	55	1994
T-10.	53	1997
T-10.	53	1989
T-10.	53	1996

### LEFT ON BASE

1.	614	2015
2.	590	1983
3.	575	1984
4.	564	1997
5.	551	1985
6.	530	1992
7.	527	2007
8.	525	2008
9.	524	1990
10.	516	2001

### INNINGS

1.	716.1	1983
2.	709.0	1985
3.	666.1	1984
4.	656.0	1982
5.	623.0	1980
6.	622.2	1981
7.	612.1	1997
8.	608.1	1988
9.	600.1	1989
10.	596.1	1995

### COMPLETE GAMES

1.	23	1974
	23	1980
3.	22	1984
4.	21	1966
	19	1989
6.	18	1968
	18	1975
	18	1981
9.	17	1973
	17	1979

### SHUTOUTS

1.	12	1980
2.	11	1989
3.	9	1979
4.	8	1991
	8	1998
6.	7	1967
	7	1969
	7	1971
	7	1972
	7	1973
	7	1975
	7	1977

### HITS ALLOWED

1.	693	1984
2.	662	1985
3.	656	1983
4.	620	1982
5.	616	2002
6.	588	1997
7.	584	2001
8.	570	2003
9.	565	1986
10.	562	2008

### RUNS ALLOWED

1.	404	1984
2.	391	2002
3.	354	1983
4.	349	2003
5.	345	1997
6.	338	1985
7.	330	2007
8.	327	2006
	327	1987
10.	326	1982
	326	1982

### EARNED RUNS ALLOWED

1.	327	2002
2.	324	1984
3.	295	1983
4.	293	1985
5.	283	2006
6.	278	2009
	278	2003
8.	277	1982
9.	267	1997
10.	266	2007

### EARNED RUN AVERAGE

1.	1.95	1974
2.	2.23	1963
3.	2.31	1973
4.	2.36	1975
5.	2.39	1968
	2.39	1978
7.	2.42	1969
8.	2.46	1979
9.	2.48	1967
10.	2.50	1980

### WALKS

1.	336	1983
2.	331	1985
3.	318	1984
4.	314	1982
5.	289	1986
6.	280	1987
7.	272	2003
8.	275	1993
9.	268	1980
10.	266	2004

### STRIKEOUTS

1.	631	1999
2.	596	1989
3.	591	1998
4.	573	1997
5.	567	1981



567	1985
7. 565	1984
8. 554	2008
554	2010
10. 546	1983

**SAVES**

1. 25	1994
2. 22	1983
3. 21	1985
21	1986
21	2011
6. 20	1995
20	2001
8. 19	2004
19	2009
19	2012

**WILD PITCHES**

1. 50	2008
50	2001
3. 46	1994
4. 45	2006
5. 44	2009
44	2005
44	1993
44	2010
9. 43	2007
10. 42	2011

**HIT BATSMEN**

1. 86	2006
2. 82	2011
3. 76	2002
76	2001
5. 67	2005
67	2007
7. 55	2000
55	2004
9. 52	2009
10. 51	1999

**BALKS**

1. 21	2003
2. 14	1988
3. 13	1997
4. 12	2004
5. 11	2008
6. 10	2007
7. 9	1987
9	1996
9. 8	2000
8	2001
8	2005

**APPEARANCES IN RELIEF**

1. 233	2001
2. 205	2002
3. 190	2010
4. 185	1998
5. 181	1996
6. 180	2012
7. 179	2005
8. 176	2006
9. 172	1999
172	1997

**BATTING - GAME****INNINGS**

T-1. 17	Florida St., 4/7/2000
T-1. 17	Florida St., 4/24/2015
T-3. 16	Florida, 2/17/1995
T-3. 16	The Citadel, 5/18/1979
T-3. 16	UNC, 5/16/2014

**AT BATS**

1. 61	Florida St., 4/7/2000
2. 58	UNC, 5/16/2014
3. 57	C.W. Post, 3/5/2000
4. 56	Florida St., 4/24/2015
5. 54	St. Thomas, 4/17/1993

**RUNS SCORED**

1. 33	C.W. Post, 3/5/2000
2. 28	UCF (G2), 5/12/1985
3. 27	Pace, 5/2/2003
27	Florida Tech, 3/9/1978
27	FL College, 5/17/1983
27	Notre Dame, 2/21/1998
7. 26	USF, 4/14/1972
26	Biscayne, 4/25/1973
26	NYIT, 5/8/2015
10. 25	Boston U., 3/11/1990
25	Seton Hall, 2/8/1992
25	Barry, 1/31/1996
25	Rutgers, 2/15/2015

**RUNS SCORED - INNING**

1. 14	Mercer, 2/6/1988
2. 13	Indiana St., 3/11/1981
13	FL College, 5/17/1983
13	USF, 4/14/1972
5. 12	Biscayne, 4/25/1973
12	Boston U., 3/11/1990
12	Illinois, 3/6/1998
8. 11	Biscayne, 4/21/1971
11	FIU, 2/23/1979
11	Michigan St, 3/22/1985

11	Boston U., 3/11/1990
11	California, 2/3/1991
11	Notre Dame, 2/21/1998

**RUNS SCORED - BOTH TEAMS**

1. 38	Minnesota, 2/26/2002
2. 37	FL College, 5/17/1983
3. 36	Jacksonville, 4/2/1979
4. 34	Tennessee, 6/9/2001
5. 33	UCF, 5/12/1985
33	C.W. Post, 3/5/2000
33	Georgia Tech, 3/30/2003
8. 31	Florida, 2/13/2000

**HITS**

1. 32	C.W. Post, 3/5/2000
2. 28	UCF, 5/12/1985
28	Seton Hall, 2/12/1982
28	Stetson, 3/2/1993
5. 26	Virginia, 4/24/2004
6. 25	Wake Forest, 5/14/2009
25	C.W. Post, 3/4/2000
8. 24	Pace, 5/2/2003
24	Princeton, 5/24/1985
24	USF, 2/22/1986

**HITS - INNING**

1. 12	Harvard, 3/28/1997
2. 11	Cincinnati, 3/19/1969
11	Biscayne, 4/21/1971
11	FL College, 5/17/1983
11	UCF, 5/12/1985

**CONSECUTIVE BATTERS ON BASE**

1. 13	Ill.-Chicago 3/24/1983
2. 12	FAU/Rice, 5/4-7/1993
3. 11	GWU, 3/15/1984
11	Mercer, 2/6/1988
5. 10	FIU, 2/23/1979
10	Mercer, 3/1/1983
10	USF, 2/22/1986

**DOUBLES**

1. 10	Maine, 3/15/1996
2. 9	Will-Patterson, 3/21/1992
9	Princeton, 5/24/1985
4. 8	Ohio State, 3/19/1974
8	Ithaca, 3/11/1979
8	Tampa, 2/27/1985
8	USF, 3/31/1992
8	St. Thomas, 4/18/1998



**TRIPLES**

1.	5	Mercer, 3/2/1983
2.	4	Florida A&M, 1978
	4	Bethune, 4/3/1990
	4	Stetson, 3/2/1993
	4	Harvard, 3/26/2003

**HOME RUNS**

1.	9	Jacksonville, 4/2/1979
2.	8	S. Carolina, 5/23/1998
	8	BGSU, 5/21/1998
4.	6	Georgia Tech, 4/16/1978
	6	Notre Dame, 2/21/1998
	6	Georgia So., 5/16/1998
	6	Jacksonville, 5/10/1998
	6	Elon, 5/2/1999
	6	Princeton, 3/13/19999
	6	Georgia Tech, 5/22/2008
	6	Wake Forest, 3/21/2008
	6	Wake Forest, 5/16/2009

**HOME RUNS - INNING**

1.	4	Alabama, 4/8/1984 (Shields, Mandel, Lange, Lane)
	4	S.Carolina, 5/23/1998 (Burrell, Huff, Jacobson, Alvarez)
	4	B.C., 3/7/2008 (Hagerty, Weeks, Alonso, Terdoslavich)
2.	3	Furman, 3/27/1967 (Stefkovich, Deem, Brown)
	3	Tampa, 4/28/1973 (Gonzalez, Krenchicki, Castillo)
	3	Alabama, 4/8/1984 (Mandel, Lane, Lange)
	3	LSU, 4/20/1984 (Rowland, Hart, Mandel)
	3	Maine, 5/16/1988 (Dominguez, Word, Viera)
	3	Maine, 3/17/1996 (Grimmett, Gomez, Rivero)
	3	CSFullerton, 5/17/1996 (Gargiulo, Saggese, DeCelle)
	3	Richmond, 5/22/1997 (Michaels, Burrell, Huff)
	3	Iona, 3/18/1998 (Burrell, Muler, Jimerson)
	3	Georgia Tech, 3/30/2003 (Braun, Sanchez, Burt)
	3	BC, 5/2/2009 (Herrmann, Grandal, Martinez)
	3	Florida St., 4/25/2010 (Perez, Ratcliff, Grandal)

**HOME RUNS - BOTH TEAMS**

1.	12	Jacksonville, 4/2/1979
	12	Florida, 2/8/1998

**TOTAL BASES**

1.	52	FL College, 5/17/1983
2.	51	USF, 2/22/1986
3.	50	Jacksonville, 4/2/1979
4.	46	UCF, 5/12/1985
	46	Stetson, 3/2/1993
	46	BGSU, 5/21/1998
	46	C.W. Post, 3/5/2000
	46	Pace, 5/2/2003
	46	Wake Forest, 5/16/2009
10.	45	Georgia Tech, 4/16/1978
	45	Notre Dame, 2/21/1998

**RBI**

1.	30	C.W. Post, 3/5/2000
2.	27	UCF (G2), 5/12/1985
	27	Notre Dame, 2/21/1998
4.	25	Florida Tech, 3/9/1978
	25	FL College, 5/17/1983
	25	Pace, 5/2/2003
7.	23	Elon, 5/2/1999
8.	22	Boston U., 3/11/1990
	22	Barry, 1/31/1996
	22	Toledo, 3/22/1997
	22	St. Thomas, 4/18/1998
	22	Ohio State, 3/6/1999
	22	Elon, 3/6/2004
	22	W. Forest, 3/23/2008

**STOLEN BASES**

1.	14	St. Francis, 3/27/1979
2.	13	Seton Hall, 3/18/1977
3.	11	Georgetown, 3/10/1988
4.	10	Stetson, 5/7/1965
	10	Rutgers, 3/18/1984
	10	Michigan St, 3/19/1985
	10	Mercere, 2/14/1989
	10	Jacksonville, 5/6/2001
	10	Clemson, 6/2/2001

**STRIKEOUTS**

1.	22	Florida State, 4/7/2000
2.	19	Clemson, 5/31/1996
	19	Fla. South., 3/15/1958
4.	18	Florida, 4/5/1947
5.	17	W. Forest, 1/28/2000
6.	16	Florida St., 4/27/1956
	16	Tulane, 3/3/1991
	16	Florida, 2/23/1992
	16	St. Thomas, 4/18/1992
	16	Florida, 2/5/2000

**WALKS**

1.	25	UNC 2/19/1982
2.	19	FAU, 3/1/1995
3.	18	S. Illinois 3/19/1977
	18	Florida Tech, 3/10/1978
	18	Buffalo, 3/30/1978
6.	17	Fla. South., 3/15/1958
	17	Mercer, 2/6/1988
8.	16	UCLA, 5/31/1997
	16	Arizona, 6/7/2008

**LEFT ON BASE**

1.	20	P.I. Marines, 4/6/1953
2.	18	UNC 2/19/1982
	18	FAU, 5/4/1993
4.	17	Florida St., 3/29/1958
	17	Georgia Tech, 5/25/1986
	17	UCLA, 5/31/1997
	17	Florida St., 4/25/1999
8.	16	S. Carolina, 3/13/1982
	16	California, 5/29/1992
	16	Rider, 5/27/1995
	16	Mercer, 2/3/2007

**LARGEST WINNING MARGIN**

1.	33	C.W. Post, 3/5/2000
2.	26	NYIT, 5/8/2015
3.	25	Pace, 5/2/2003
	25	Barry, 1/31/1996
	25	Notre Dame, 2/21/1998
6.	24	Florida Tech, 3/9/1978
	24	Boston U., 3/11/1990
	24	Elon, 3/6/2004
9.	23	UCF, 5/12/1985

**LARGEST LOSING MARGIN**

1.	19	Texas, 3/1/1997
2.	18	Florida St, 4/17/1957
25		Barry, 1/31/1996

**ERRORS**

1.	9	Auburn, 5/3/1946
	9	Florida St., 3/25/1951
	9	P.I. Marines, 4/6/1953
	9	Ohio State, 3/20/1962
5.	8	Florida, 5/7/1948
	8	Florida, 4/8/1949
	8	Florida, 5/13/1949
	8	UMass, 3/24/1977
	8	Arizona, 6/2/1984
	8	Florida State, 4/7/1996
	8	Bethune, 4/12/1998



## ERRORS - OPPONENT

1.	12	S. Illinois, 3/16/1976
2.	10	Ga.-ATL, 3/27/1953
	10	P. Air Force, 3/18/1955
4.	9	Tampa, 4/23/1949
	9	Havana, 5/12/1951
	9	Florida A&M, 4/5/1981
7.	8	Many Teams Tied

## DOUBLE PLAYS

1.	7	S. Illinois, 3/16/1976
	7	Cornell, 3/30/1971
3.	6	UMass, 3/25/1976
	6	Clemson, 5/14/1995

## FRESHMAN GAME

## BATTING

AT BATS	8	Kevin Howard (3/5/2000)
		Kevin Howard (4/7/2000)
RUNS	5	Kevin Howard (3/5/2000)
HITS	6	Mike Fiore (5/12/1985)
DOUBLES	3	Kevin Howard (4/22/2000)
	3	Rick Saggese (3/15/1996)
TRIPLES	2	Jemile Weeks (4/22/2006)
	2	Manny Crespo (3/6/1998)
HOME RUN	2	L:Harold Martinez (4/5/2009)
TOTAL BASES	11	L: Gaby Sanchez (5/2/2003)
RBI	8	Randy Guerra (3/14/1976)
STEALS	4	Bobby Hill (3/21/1997)
WALKS	4	Pat Burrell (5/4/1996)
STRIKEOUTS	4	L: Harold Martinez (4/5/2009)
SAC FLYS	2	L: Marcus Nettles (5/14/1999)
SAC HITS	2	L: Blake Tekotte (5/26/2006)
HIT BY PITCH	2	L: Ted Blackman (5/8/2009)

## FRESHMAN SEASON

## BATTING

GAMES	77	Mike Fiore (1985)
AT BATS	276	Mike Fiore (1985)
RUNS	75	Pat Burrell (1996)
HITS	102	Scott Parsons (1981)
DOUBLES	22	Kevin Howard (2000)
TRIPLES	9	Charles Johnson (1990)
HOME RUNS	23	Pat Burrell (1996)
TOT. BASES	182	Pat Burrell (1996)
RBI	76	Ryan Braun (2003)
STEALS	41	Bobby Hill (1997)
WALKS	60	Howie Shapiro (1976)
STRIKEOUTS	72	Stephen Perez (2010)
TOT. SAC.	14	Zeke DeVoss (2010)
HIT BY PITCH	20	Bobby Hill (1997)
BA (200 + AB)	.413	Kevin Howard (2000)
BA (101-199)	.484	Pat Burrell (1996)
SLG%	.948	Pat Burrell (1996)
HIT. STREAK	20	Mark Sobolewski (2007)
CONS. ON BASE	14	Kevin Howard (2000)
CONS. HITS	9	Mike Fiore (1985)

## PITCHING

STRIKEOUTS	15	Alex Fernandez (3/22/1989)
NO-HITTERS	1	Alex Fernandez (3/18/1989)

## PITCHING

APPs	44	George Huguet (2001)
REL. APPs	44	George Huguet (2001)
STARTS	19	Joe Grahe (1987)
CGs	8	Alex Fernandez (1989)
IP	147.2	Alex Fernandez (1989)
Ks	177	Alex Fernandez (1989)
WINS	15	Alex Fernandez (1989)
RECORD	11-0	Chris Hernandez (2008)
LOSSES	5	Kiki Bengochea (2000)
SAVES	15	Bryan Garcia (2014)
ERA (100+)	2.01	Alex Fernandez (1989)
ERA (1-99 IP)	1.36	Jerry Brust (1974)
CONS WINS	13	Alex Fernandez (1989)





# INDIVIDUAL LEADERS - BATTING

## GAMES

### CAREER LEADERS

PLAYER	SEASONS	G
1. Doug Shields	1981-84	284
2. Mike Fiore	1985-88	270
3. Calvin James	1981-82, 84-85	261
4. Don Rowland	1982-85	259
5. Joe Trujillo	1986-89	256
6. Frank Dominguez	1985-88	243
Gino DiMare	1989-92	243
8. Randy Guerra	1976-79	238
9. Jim Burt	2001-04	236
10. Mike Kutner	1978-81	234

### SEASON LEADERS

PLAYER	SEASON	G
1. Orlando Ariles	1983	82
Phil Lane	1983	82
Bill Wrona	1983	82
4. Mitch Seoane	1983	81
5. Calvin James	1983	80
Javier Velazquez	1983	80
7. Don Rowland	1985	79
8. Jon Leake	1985	78
9. Doug Shields	1983	77
Mike Fiore	1985	77

## AT BATS

### CAREER LEADERS

PLAYER	SEASONS	AB
1. Mike Fiore	1985-88	946
2. Doug Shields	1981-84	871
3. Javy Rodriguez	1999-02	868
4. Jose Trujillo	1986-89	864
5. Randy Guerra	1976-79	839
6. Mitch Seoane	1981-83	803
7. Bill Wrona	1981-83	801
8. Frank Dominguez	1985-88	780
9. Jim Burt	2001-04	764
10. Howie Shapiro	1976-79	754

### SEASON LEADERS

PLAYER	SEASON	AB
1. Mitch Seoane	1983	327
2. Bill Wrona	1983	316
3. Calvin James	1985	291
4. Orlando Ariles	1983	286
5. Doug Shields	1984	280
6. Mitch Seoane	1982	276
Mike Fiore	1985	276
8. Darren Mandel	1984	274

9. Don Rowland	1985	268
10. Chris Hart	1984	266

## RUNS SCORED

### CAREER LEADERS

PLAYER	SEASONS	RS
1. Mike Fiore	1985-88	258
2. Bobby Hill	1997-99	240
3. Doug Shields	1981-84	238
4. Jose Trujillo	1986-89	213
5. Javy Rodriguez	1999-02	201
6. Pat Burrell	1996-98	198
7. Calvin James	1981-82, 84-85	195
8. Jemile Weeks	2006-08	190
9. Jim Burt	2001-04	186
10. Howie Shapiro	1976-79	184
Phil Lane	1982-84	184

### SEASON LEADERS

PLAYER	SEASON	RS
1. Bobby Hill	1998	87
2. Rudy Gomez	1996	86
3. Doug Shields	1984	82
4. Mike Fiore	1988	81
Blake Tekotte	2008	81
Jemile Weeks	2008	81
7. Yonder Alonso	2008	80
8. Pat Burrell	1997	79
Jason Michaels	1997	79
10. Bobby Hill	1999	77
Jon Jay	2006	77

## HITS

### CAREER LEADERS

PLAYER	SEASONS	HITS
1. Mike Fiore	1985-88	341
2. Javy Rodriguez	1999-02	321
3. Doug Shields	1981-84	271
4. Kevin Howard	2000-02	260
5. Jon Jay	2004-06	254
6. Bobby Hill	1997-99	253
7. Randy Guerra	1976-79	252
8. Jim Burt	2001-04	245
9. Bill Wrona	1981-83	243
10. Mitch Seoane	1981-83	236

### SEASON LEADERS

PLAYER	SEASON	HITS
1. Orlando Ariles	1983	106
Mitch Seoane	1983	106

Jason Michaels	1997	106
4. Scott Parsons	1981	102
5. Javy Rodriguez	2002	99
6. Bobby Hill	1998	97
7. Bill Wrona	1983	96
Chris Hart	1984	96
Aubrey Huff	1998	96
10. Rudy Gomez	1996	94

## DOUBLES

### CAREER LEADERS

PLAYER	SEASONS	2B
1. Jose Trujillo	1985-88	65
Kevin Howard	2000-02	65
3. Mike Fiore	1985-88	63
4. Jim Burt	2001-04	60
5. Don Rowland	1982-85	55
6. Frank Dominguez	1985-88	53
Kevin Brown	1998-01	53
8. Doug Shields	1981-84	51
9. Randy Guerra	1976-79	50
Jorge Fabregas	1989-91	50

### SEASON LEADERS

PLAYER	SEASON	2B
1. Jason Michaels	1997	32
2. Jon Leake	1985	27
Jim Burt	2004	27
4. Jose Trujillo	1989	26
5. Don Rowland	1985	25
6. Don Rowland	1984	24
Yasmani Grandal	2010	24
8. Mike Fiore	1988	23
9. Orlando Ariles	1983	22
Chris Hart	1985	22
Jose Trujillo	1988	22
Rudy Gomez	1996	22
Kevin Howard	2000	22

## TRIPLES

### CAREER LEADERS

PLAYER	SEASONS	3B
1. Jemile Weeks	2006-08	19
2. Calvin James	1981-82, 84-85	17
3. Bill Wrona	1981-83	15
4. Mitch Seoane	1981-83	14
5. Mike Metcalfe	1993-94	13
6. Benny Castillo	1971-74	12
Mike Fiore	1985-88	12
Charles Johnson	1990-92	12
9. Wayne Krenchicki	1973-75	11



Kirk Dulom	1987, 89-90	11
<b>SEASON LEADERS</b>		
<b>PLAYER</b>	<b>SEASON</b>	<b>3B</b>
1. Charles Johnson	1990	9
Mike Metcalfe	1993	9
3. Kirk Dulom	1987	8
Jemile Weeks	2006	8
5. Benny Castillo	1973	7
Rick Montoni	1977	7
Bill Wrona	1982	7
Bill Wrona	1983	7
Calvin James	1985	7
Greg Erickson	1990	7
Jorge Fabregas	1990	7

7. Phil Lane	1982-84	418
8. Ryan Braun	2003-05	414
9. Doug Shields	1981-84	403
10. Frank Dominguez	1985-88	394

<b>SEASON LEADERS</b>		
<b>PLAYER</b>	<b>SEASON</b>	<b>TB</b>
1. Jason Michaels	1997	189
2. Pat Burrell	1996	182
3. Orlando Artiles	1983	181
4. Aubrey Huff	1998	174
5. Pat Burrell	1997	174
6. Darren Mandel	1984	171
7. Mike Fiore	1988	169
8. Jim Burt	2004	166
9. Yonder Alonso	2008	164
10. Rudy Gomez	1996	161
Ryan Braun	2003	161

5. Mike Fiore	198-88	109
6. Howie Shapiro	1976-79	107
7. Luis Hernandez	1991-94	102
Ryan Grimmett	1994-97	102
9. Orlando Gonzalez	1973-74	96
10. Bill Wrona	1981-83	95

<b>SEASON LEADERS</b>		
<b>PLAYER</b>	<b>SEASON</b>	<b>STEALS</b>
1. Javy Rodriguez	2001	66
2. Orlando Gonzalez	1974	62
3. Calvin James	1985	53
Ryan Grimmett	1997	53
Mike Rodriguez	2001	53
6. Bobby Hill	1999	52
7. Jim Crosta	1974	46
Mike Metcalfe	1994	46
Bobby Hill	1998	46
10. Wes Robbins	1978	45

## HOME RUNS

<b>CAREER LEADERS</b>		
<b>PLAYER</b>	<b>SEASONS</b>	<b>HR</b>
1. Phil Lane	1982-84	62
2. Pat Burrell	1996-98	61
3. Yonder Alonso	2006-08	52
4. Kevin Brown	1998-01	48
5. Ryan Braun	2003-05	45
6. Danny Matienzo	2000-02	42
7. Lale Esquivel	1997, 99-00	40
8. Randy Guerra	1976-79	39
Manny Crespo	1998-00	39
10. Charles Johnson	1990-92	38
Yasmani Grandal	2008-10	38

<b>SEASON LEADERS</b>		
<b>PLAYER</b>	<b>SEASON</b>	<b>HR</b>
1. Phil Lane	1982	25
2. Yonder Alonso	2008	24
3. Pat Burrell	1996	23
4. Darren Mandel	1984	22
Kevin Brown	1999	22
6. Pat Burrell	1997	21
Aubrey Huff	1998	21
Harold Martinez	2010	21
9. Phil Lane	1983	20
Lale Esquivel	2000	20
Danny Matienzo	2002	20

## RUNS BATTED IN

<b>CAREER LEADERS</b>		
<b>PLAYER</b>	<b>SEASONS</b>	<b>RBI</b>
1. Mike Fiore	1985-88	235
2. Randy Guerra	1976-79	234
3. Yonder Alonso	2006-08	215
4. Phil Lane	1982-84	200
5. Ryan Braun	2003-05	197
6. Danny Matienzo	2000-02	189
7. Pat Burrell	1996-98	187
Kevin Brown	1998-01	187
9. Frank Dominguez	1985-88	186
10. Jim Burt	2001-04	174

<b>SEASON LEADERS</b>		
<b>PLAYER</b>	<b>SEASON</b>	<b>RBI</b>
1. Aubrey Huff	1998	95
2. David Thompson	2015	90
3. Jason Michaels	1997	89
4. Darren Mandel	1984	88
5. Mike Fiore	1988	83
6. Pat Burrell	1997	76
Ryan Braun	2003	76
Ryan Braun	2005	76
9. Phil Lane	1982	74
Sam Sorce	1982	74
Yonder Alonso	2007	74

## WALKS

<b>CAREER LEADERS</b>		
<b>PLAYER</b>	<b>SEASONS</b>	<b>WALKS</b>
1. Mike Fiore	1985-88	222
2. Howie Shapiro	1976-79	194
3. Doug Shields	1981-84	189
4. Yonder Alonso	2006-08	172
5. Pat Burrell	1996-98	170
6. Randy Guerra	1976-79	167
7. Bobby Hill	1997-99	166
8. Benny Castillo	1971-74	161
9. Calvin James	1981-82, 84-85	160
10. Jose Trujillo	1986-89	154

<b>SEASON LEADERS</b>		
<b>PLAYER</b>	<b>SEASON</b>	<b>WALKS</b>
1. Pat Burrell	1997	83
2. Yonder Alonso	2008	76
3. Bobby Hill	1999	73
4. Phil Lane	1983	72
5. Mike Fiore	1988	69
6. Steve Lusby	1982	68
7. Greg Vaughn	1986	63
Jason Michaels	1988	63
9. Howie Shapiro	1980	62
10. Pat Burrell	1996	61

## TOTAL BASES

<b>CAREER LEADERS</b>		
<b>PLAYER</b>	<b>SEASONS</b>	<b>TB</b>
1. Mike Fiore	1985-88	506
2. Pat Burrell	1996-98	465
3. Yonder Alonso	2006-08	432
4. Randy Guerra	1976-79	427
Javy Rodriguez	1999-02	427
6. Jim Burt	2001-04	425

## STOLEN BASES

<b>CAREER LEADERS</b>		
<b>PLAYER</b>	<b>SEASONS</b>	<b>STEALS</b>
1. Bobby Hill	1997-99	139
2. Javy Rodriguez	1999-02	135
3. Doug Shields	1981-84	123
4. Calvin James	1981-82, 84-85	119

## STRIKEOUTS

<b>CAREER LEADERS</b>		
<b>PLAYER</b>	<b>SEASONS</b>	<b>Ks</b>
1. Kevin Brown	1998-01	221
2. Phil Lane	1982-84	192
3. Frank Dominguez	1985-88	162
4. Ryan Grimmett	1994-97	155



5. Danny Matienzo	2000-02	153
6. Bruce Thompson	1992-95	151
7. Dave DiNatale	2007-09	149
8. Charles Johnson	1990-92	148
9. Mark Walker	1997-00	144
10. Dennis Raben	2006-08	138

5. Luis Hernandez	1991-94	27
7. Jim Burt	2001-04	27
7. Paco Figueroa	2002-05	26
8. Kevin Brown	1998-01	25
9. Ricky Eusebio	2013-15	24
10. Mike Fiore	1985-88	23

SEASON LEADERS

PLAYER	SEASON	Ks
1. Phil Lane	1983	72
Kevin Brown	2001	72
Stephen Perez	2010	72
4. Kevin Brown	1999	67
5. Phil Lane	1982	66
6. Johnathan Smith	1992	62
7. Dave DiNatale	2009	61
Willie Abreu	2014	61
9. Greg Vaughn	1986	60
Manny Crespo	1998	60

SEASON LEADERS

PLAYER	SEASON	HBP
1. Jon Jay	2006	23
2. Ricky Eusebio	2015	21
3. Bobby Hill	1997	20
4. Danny Figueroa	2003	17
5. Mat Erwin	1994	16
6. Jim Burt	2004	14
7. Kevin Brown	1999	13
Blake Tekotte	2007	13
9. F.P. Santangelo	1989	12
Blake Tekotte	2008	12
Zeke DeVoss	2010	12
Chantz Mack	2013	12
Dale Carey	2014	12

TOTAL SACRIFICES

CAREER LEADERS

PLAYER	SEASONS	SACs
1. Jose Trujillo	186-89	53
2. Kris Clute	1998-01	45
3. Ryan Jackson	2007-09	43
4. Alex Cora	1994-96	42
Javy Rodriguez	1999-02	42
6. Howie Shapiro	1976-79	39
7. Luis Hernandez	1992-95	38
8. Gino DiMare	1989-92	36
9. Paco Figueroa	2002-05	35
10. Joe Nelson	1984-87	34

SEASON LEADERS

PLAYER	SEASON	SACs
1. Jose Trujillo	1987	23
2. Mike Metcalfe	1994	22
3. Joe Nelson	1986	21
4. F.P. Santangelo	1989	20
5. Dave Berg	1992	18
Kris Clute	2000	18
7. Mike Lopez-Cao	1997	17
Kris Clute	2001	17
Javy Rodriguez	2001	17
Adam Ricks	2003	17

HIT BY PITCH

CAREER LEADERS

PLAYER	SEASONS	HBP
1. Jon Jay	2004-06	38
2. Danny Figueroa	2002-05	33
3. Bobby Hill	1997-99	32
4. Blake Tekotte	2006-08	31

BATTING AVERAGE

CAREER LEADERS (300+ AB)

PLAYER	SEASONS	AVG
1. Pat Burrell	1996-98	.442
2. Yasmani Grandal	2008-10	.401
3. Aubrey Huff	1997-98	.400
4. Jason Michaels	1997-98	.396
5. Jon Jay	2004-06	.378
6. Orlando Gonzalez	1973-94	.373
7. Javy Rodriguez	1999-02	.369
8. Kevin Howard	2000-02	.368
9. Ryan Braun	2003-05	.365
10. Mike Fiore	1985-88	.361
Rudy Gomez	1994-96	.361

CAREER LEADERS (1-299 AB)

PLAYER	SEASON	AVG
1. George Iskenderian	2015	.364
2. Steve Lusby	1982-83	.359
3. Bob Taro	1951-54	.342
4. Chris Hermann	2009	.341
5. Juan Flores	1990-91	.339
Tommy Giles	2006	.339
7. Laddie Jezek	1967-69	.333
8. German Alvarez	1997-98	.332
9. Bobby Ward	1962-64	.330
10. Warren Bogle	1962-64	.329
Robert Feldman	1976-77	.329

BATTING AVERAGE

SEASON LEADERS (200+ AB)

PLAYER	SEASON	AVG
1. Mike Fiore	1987	.423
2. Rudy Gomez	1996	.420
3. Kevin Howard	2000	.413
4. Aubrey Huff	1998	.412
5. Jason Michaels	1997	.411
6. Pat Burrell	1997	.409
7. Jon Jay	2005	.408
8. Bobby Hill	1998	.404
9. Orlando Gonzalez	1974	.402
10. Yasmani Grandal	2010	.401

SEASON LEADERS (101-200 AB)

PLAYER	SEASON	AVG
1. Pat Burrell	1996	.484
2. Pat Burrell	1998	.432
3. Larry Pyle	1969	.431
4. Laddie Jezek	1969	.389
5. Aubrey Huff	1997	.385
6. Russ Jacobson	1990	.380
7. Jason Michaels	1998	.378
8. Jorge Maduro	1969	.374
9. Kim Siepe	1972	.373
Tony Barquin	1980	.373
Joey Hooff	2003	.373
Paco Figueroa	2004	.373

SEASON LEADERS (50-100 AB)

PLAYER	SEASON	AVG
1. Larry Wilson	1962	.459
2. Ernie Yaroshuk	1963	.448
3. Whitey Campbell	1950	.429
4. Dennis Eich	1963	.392
5. Bob Dekreon	1955	.390
6. Bob Taro	1953	.379
7. Bobby Ward	1962	.365
8. Vince Pagley	1953	.364
9. Vaughn Flick	1974	.362
10. Robert Feldman	1977	.357

SLUGGING PERCENTAGE

CAREER LEADERS (300+ AB)

PLAYER	SEASONS	SLG
1. Pat Burrell	1996-98	.886
2. Jason Michaels	1997-98	.744
3. Aubrey Huff	1997-98	.719
4. Ryan Braun	2003-05	.672
5. Kevin Brown	1998-01	.637
Yonder Alonso	2006-08	.637
7. Manny Crespo	1998-00	.632
8. Larry Pyle	1967-69	.624
9. Yasmani Grandal	2008-10	.615



10. Lale Esquivel 1997, 99-00 .613

#### CARRER LEADERS (1-299 AB)

<u>PLAYER</u>	<u>SEASON</u>	<u>SLG</u>
1. Ed Contreras	1957-59	.615
2. Bob Taro	1951-54	.574
3. Tommy Giles	2006	.558
4. Greg Ellena	1983-86	.546
5. German Alvarez	1997-98	.532
6. Chris Hermann	2009	.528
7. Rick Ellstrom	1992-93	.524
8. Warren Bogle	1966-67	.523
9. Steve Lusby	1982-83	.522
10. Mike Maude	1980-81	.500

#### SEASON LEADERS (200+ AB)

<u>PLAYER</u>	<u>SEASON</u>	<u>SLG</u>
1. Pat Burrell	1997	.809
2. Yonder Alonso	2008	.777
3. Aubrey Huff	1998	.768
4. Mike Fiore	1988	.754
5. Jason Michaels	1997	.733
6. Ryan Braun	2005	.726
7. Yasmani Grandal	2010	.721
8. Yonder Alonso	2007	.705
9. Kevin Brown	1999	.690
10. Jim Burt	2004	.678

#### SEASON LEADERS (50-199 AB)

<u>PLAYER</u>	<u>SEASON</u>	<u>SLG</u>
1. Pat Burrell	1996	.948
2. Pat Burrell	1998	.924
3. Jason Michaels	1998	.760
Russ Jacobson	1999	.760
5. Donald Robinson	1992	.745
6. Greg Ellena	1985	.741
7. Lale Esquivel	2000	.710
8. Larry Pyle	1969	.700
9. Ed Contreras	1958	.696
10. Kevin Brown	2000	.692



# INDIVIDUAL LEADERS - PITCHING

## APPEARANCES

### CAREER LEADERS

PLAYER	SEASONS	APP
1. Danny Smith	1980-83	123
George Huguet	2001-04	123
Danny Gil	2004-07	123
4. Robbie Morrison	1996-98	112
5. Luke Debold	1999-2002	103
6. Danny Graves	1992-94	99
7. AJ Salcines	2011-14	98
8. Rick Raether	1984-86	96
9. Andrew Lane	2003-06	95
10. Allan Westfall	1994-96	90

### SEASON LEADERS

PLAYER	SEASON	APP
1. Michael Neu	1999	46
2. Jay Tessmer	1995	45
Rick Raether	1985	45
4. Luke Debold	2001	44
George Huguet	2001	44
Dave Eichhorn	1983	44
Danny Smith	1982	44
8. Kyle Bellamy	2008	43
Danny Smith	1983	43
Eddy Reyes	1997	43

## STARTS

### CAREER LEADERS

PLAYER	SEASONS	GS
1. J.D. Artega	1994-97	72
2. Dan Davies	1983-86	66
3. Joe Grahe	1987-89	61
4. Rob Souza	1982-84	57
Kenny Henderson	1992-95	57
6. Stan Jakubowski	1973-76	53
7. Alex Santos	1996-99	52
8. David Gil	1997-2000	51
Bryan Radziewski	2011-14	51
10. Chris Hernandez	2008-10	50

### SEASON LEADERS

PLAYER	SEASON	GS
1. Rob Souza	1983	23
2. Dan Davies	1985	22
Joe Grahe	1989	22
Mike Kasprzak	1982	22
J.D. Artega	1997	22
6. Stan Jakubowski	1974	21
Rob Souza	1984	21
Joe Grahe	1988	20

9. Alex Santos	1999	20
Mark Bauer	1983	20
Dan Davies	1986	20
Neal Heaton	1981	20

## RELIEF APPEARANCES

### CAREER LEADERS

PLAYER	SEASONS	APP
1. George Huguet	2001-04	123
2. Danny Gil	2004-07	115
3. Danny Smith	1980-83	112
4. Robbie Morrison	1996-98	110
5. Luke Debold	1999-2002	103
6. Danny Graves	1992-94	99
7. AJ Salcines	2011-14	96
8. Andrew Lane	2003-06	95
9. Rick Raether	1984-86	91
10. Luke Debold	1999-2002	90
Allan Westfall	1994-96	90

### SEASON LEADERS

PLAYER	SEASON	APP
1. Michael Neu	1999	46
2. Jay Tessmer	1995	45
Rick Raether	1985	45
4. Luke Debold	2001	44
George Huguet	2001	44
6. Kyle Bellamy	2008	43
Danny Smith	1982	43
Danny Smith	1983	43
Dave Eichhorn	1983	43
Eddy Reyes	1997	43

## COMPLETE GAMES

### CAREER LEADERS

PLAYER	SEASONS	CG
1. Stan Jakubowski	1973-76	27
2. Joe Grahe	1987-89	23
3. Neal Heaton	1979-81	19
Rick Jones	1965-67	19
5. Bobby Huges	1969-61	16
6. Warren Bogle	1966-67	15
Tom Borzecki	1968-71	15
Tom Lehman	1967-69	15
Jeff Morrison	1978-81	15
Rob Souza	1982-84	15

### SEASON LEADERS

PLAYER	SEASON	CG
1. Joe Grahe	1988	11

2. Joe Grahe	1989	10
Rob Souza	1984	10
4. Warren Bogle	1966	9
Neal Heaton	1981	9
Stan Jakubowski	1974	9
Stan Jakubowski	1975	9
8. Alex Fernandez	1989	8
Tom Lehman	1968	8
Rick Patrylo	1972	8
Bob Bastian	1980	8
Mark Batten	1979	8

## INNINGS PITCHED

### CAREER LEADERS

PLAYER	SEASONS	IP
1. Joe Grahe	1987-89	460.2
2. J.D. Artega	1994-97	458.1
3. Stan Jakubowski	1973-76	432.0
4. Dan Davies	1983-86	425.1
5. Kiki Bengochea	2000-02	392.0
6. Neal Heaton	1979-81	390.0
7. Jeff Morrison	1979-81	387.0
8. Rob Souza	1982-84	381.2
9. Mark Batten	1976-79	357.0
10. Greg Knowles	1988-91	343.2

### SEASON LEADERS

PLAYER	SEASON	IP
1. Joe Grahe	1989	173.0
2. Joe Grahe	1988	167.0
3. Mike Kasprzak	1982	160.0
4. Stan Jakubowski	1974	159.1
5. Rob Souza	1984	156.0
6. Neal Heaton	1981	154.1
7. Neal Heaton	1980	151.0
8. Alex Fernandez	1989	147.2
9. Sam Sorce	1982	146.2
10. Rob Souza	1982	145.0

## WALKS

### CAREER LEADERS

PLAYER	SEASONS	BB
1. Rob Souza	1982-84	200
2. Dan Davies	1983-86	177
3. Kenny Henderson	1992-95	167
4. Neal Heaton	1979-81	161
5. Danny Smith	1980-83	160
6. Randy Guerra	1976-79	158
7. Joe Grahe	1987-89	154
8. Stan Jakubowski	1973-76	147
9. J.D. Artega	1994-97	143



10. Majer Steffen	1984-88	140
-------------------	---------	-----

9. Kiki Bengochea	2000-02	308
10. Kevin Sheary	1983-87	284

9. Jose Prado	1991-93	119
David Gil	1997-2000	119

## SEASON LEADERS

PLAYER	SEASON	BB
1. Rob Souza	1984	91
2. Joe Grahe	1989	75
3. Neal Heaton	1980	72
4. Rob Souza	1983	67
5. Randy Guerra	1978	64
6. Mike Kasprzak	1982	58
Jason Adge	1995	58
8. Oscar Munoz	1990	57
9. Neal Heaton	1981	56
10. Randy Guerra	1979	54

## SEASON LEADERS

PLAYER	SEASON	HITS
1. Mike Kasprzak	1982	154
2. Rob Souza	1984	152
3. J.D. Arteaga	1997	141
4. Mark Bauer	1982	134
Joe Grahe	1988	134
6. Joe Grahe	1987	130
7. Dan Davies	1986	127
8. Rob Souza	1983	126
9. Sam Sorce	1982	125
10. Joe Grahe	1989	124

## SEASON LEADERS

PLAYER	SEASON	ER
1. Rob Souza	1984	75
2. Mike Kasprzak	1982	68
3. Rob Souza	1983	63
4. Mark Bauer	1983	60
Jason Adge	1995	60
6. Kiki Bengochea	2002	59
7. Dan Davies	1986	57
8. Kevin Sheary	1987	56
9. Scott Maine	2006	54
Joe Grahe	1988	54

## STRIKEOUTS

## CAREER LEADERS

PLAYER	SEASONS	Ks
1. Joe Grahe	1987-89	433
2. Alex Santos	1996-99	386
3. Neal Heaton	1979-81	381
4. Rob Souza	1982-84	366
5. J.D. Arteaga	1994-97	343
6. Stan Jakubowski	1973-76	334
7. Bryan Radziewski	2011-14	333
8. Chris Hernandez	2008-10	320
9. David Gil	1997-2000	312
10. Kenny Henderson	1992-95	311

## RUNS ALLOWED

## CAREER LEADERS

PLAYER	SEASONS	RUNS
1. Rob Souza	1982-84	223
2. J.D. Arteaga	1994-97	221
3. Dan Davies	1983-86	204
4. Kiki Bengochea	2000-02	199
5. Joe Grahe	1987-89	186
6. Greg Knowles	1988-91	168
7. Kevin Sheary	1983-87	165
8. Brandon Camardese	2002-05	164
9. Dan Touchet	2001-05	157
10. David Gil	1997-2000	154

## SAVES

## CAREER LEADERS

PLAYER	SEASONS	SAVES
1. George Huguet	2001-04	39
2. Rick Raether	1984-86	37
3. Robbie Morrison	1996-98	34
4. Danny Graves	1992-94	29
5. Bryan Garcia	2014-15	25
6. Jay Tessmer	1994-95	23
7. Chris Perez	2004-06	20
Danny Miranda	2009-11	20
9. Kyle Bellamy	2007-09	19
Danny Smith	1980-83	19

## SEASON LEADERS

PLAYER	SEASON	Ks
1. Joe Grahe	1989	194
2. Alex Fernandez	1989	177
3. Neal Heaton	1981	172
4. Rob Souza	1984	165
5. Joe Grahe	1988	154
6. Alex Santos	1999	144
7. Alex Santos	1998	142
8. Rob Souza	1983	139
9. Neal Heaton	1980	130
10. Warren Bogle	1966	128
Stan Jakubowski	1974	128

## SEASON LEADERS

PLAYER	SEASON	RUNS
1. Rob Souza	1984	96
2. Kiki Bengochea	2002	78
3. Mike Kasprzak	1982	76
4. Rob Souza	1983	73
5. Joe Grahe	1987	71
6. Jason Adge	1995	69
7. J.D. Arteaga	1997	68
8. Dan Davies	1986	67
9. Scott Maine	2006	66
10. Kiki Bengochea	2001	65

## SEASON LEADERS

PLAYER	SEASON	SAVES
1. Danny Graves	1994	21
2. Rick Raether	1985	20
Jay Tessmer	1995	20
4. Rick Raether	1986	17
5. Kyle Bellamy	2009	16
Michael Neu	1999	16
7. Danny Miranda	2011	15
Bryan Garcia	2014	15
9. George Huguet	2001	14
Robbie Morrison	1996	14

## HITS ALLOWED

## CAREER LEADERS

PLAYER	SEASONS	HITS
1. J.D. Arteaga	1994-97	451
2. Dan Davies	1983-86	424
3. Joe Grahe	1987-89	382
4. Rob Souza	1982-84	368
5. Greg Knowles	1988-91	349
6. Jeff Morrison	1978-81	328
7. Mark Batten	1976-79	322
8. Stan Jakubowski	1973-76	318

## EARNED RUNS ALLOWED

## CAREER LEADERS

PLAYER	SEASONS	ER
1. Rob Souza	1982-84	183
2. Dan Davies	1983-86	177
3. J.D. Arteaga	1994-97	173
4. Joe Grahe	1987-89	150
5. Brandon Camardese	2002-05	149
6. Kiki Bengochea	2000-02	147
Kevin Sheary	1983-87	147
8. Dan Touchet	2001-05	134

## WINS

## CAREER LEADERS

PLAYER	SEASONS	WINS
1. J.D. Arteaga	1994-97	43
2. Neal Heaton	1979-81	42
3. Dan Davies	1983-86	41
4. Stan Jakubowski	1973-76	40
5. Jeff Morrison	1978-81	38
6. Alex Santos	1996-99	37
7. Mark Batten	1976-79	35
8. Joe Grahe	1987-89	34



9.	Jeff Alkire	1989-92	32
10.	David Gil	1997-2000	31
	Eric Erickson	2007-2008, 2010, 2012	31

3.	Jerry Brust	1974-75	2.04
4.	Jeff Morrison	1978-81	2.37
5.	Tom Lehman	1967-69	2.38
6.	Augie Ruiz	1976-78	2.42
7.	Cesar Carrillo	2004-05	2.44
8.	Bobby Huges	1959-61	2.52
	Rick Patrylo	1971-73	2.52
	Rick Raether	1984-86	2.52
	Vic Stenson	1958-60	2.52

#### SEASON LEADERS

PLAYER	SEASON	WINS	
1.	Neal Heaton	1980	18
2.	Neal Heaton	1981	16
	Stan Jakubowski	1974	16
4.	Tom Farmer	2001	15
	Alex Santos	1998	15
	Clint Weibl	1996	15
	Oscar Munoz	1990	15
	Joe Grahe	1989	15
	Alex Fernandez	1989	15
	Dan Davies	1985	15
	Bob Bastian	1980	15
	Gavin Long	1976	15

### ERA (1-199 IP)

#### CAREER LEADERS

PLAYER	SEASON(S)	ERA	
1.	John Fulgham	1975	0.54
2.	Jay Tessmer	1994-95	1.24
3.	Dean Booth	1960-61	1.51
4.	Neale Monte	1968-70	1.69
5.	Ralph Maza	1969-72	1.71
6.	Robbie Morrison	1996-97	1.78
7.	Bob Bartlett	1971-73	1.79
8.	Wally Pontiff	1973	1.92
9.	Alex Fernandez	1989	2.01
10.	Danny Graves	1992-94	2.02

### LOSSES

#### CAREER LEADERS

PLAYER	SEASONS	L	
1.	Kiki Bengochea	2000-02	16
	Rob Souza	1982-84	16
3.	Kevin Sheary	1983-87	15
4.	Stan Jakubowski	1973-76	14
5.	Joe Grahe	1987-89	13
6.	Warren Bogle	1966-67	12
	Tom Borzecki	1968-71	12
	Dan Davies	1983-86	12
	Kenny Henderson	1992-95	12
	Eric Erickson	2007-08, 2010, 2012	12

### ERA (100+ IP)

#### SEASON LEADERS

PLAYER	SEASON	ERA	
1.	Augie Ruiz	1978	1.46
2.	Stan Jakubowski	1974	1.47
3.	Bob Bartlett	1973	1.56
4.	Mark Batten	1979	1.63
5.	Chris Diaz	2013	1.64
6.	Stan Jakubowski	1975	1.65
7.	Gavin Long	1976	1.78
8.	Alex Fernandez	1989	2.01
9.	Jeff Morrison	1980	2.03
10.	Neal Heaton	1980	2.09

#### SEASON LEADERS

PLAYER	SEASON	L	
1.	Rob Souza	1984	9
2.	Carlos Gutierrez	2006	7
3.	Shawn Purdy	1991	7
4.	Fadul Arrieta	1993	7
	Kiki Bengochea	2002	7
6.	David Gutierrez	2009	6
	Warren Bogle	1966	6
	Warren Bogle	1967	6
	Jason Adge	1995	6
	E.J. Encinosa	2011	6
	Eric Erickson	2012	6
	Andrew Suarez	2013	6

### ERA (1-99 IP)

#### SEASON LEADERS

PLAYER	SEASON	ERA	
1.	John Fulgham	1975	0.54
2.	Danny Graves	1994	0.89
3.	Kyle Bellamy	2009	0.97
4.	Dean Booth	1974	1.13
5.	Jay Tessmer	1994	1.16
6.	Sam Robinson	2010	1.27
7.	T.J. Prunty	2001	1.29
8.	Jay Tessmer	1995	1.31
9.	Jerry Brust	1974	1.36
10.	Eric Nedeljko	2013	1.37

### ERA (199+ IP)

#### CAREER LEADERS

PLAYER	SEASON(S)	ERA	
1.	Stan Jakubowski	1973-76	1.81
2.	Neal Heaton	1979-81	2.03



