

MIAMI BASKETBALL QUICK HITS

- 9** Miami has just **9** eligible scholarship student-athletes on the roster, led by seniors Davon Reed and Kamari Murphy, and junior Ja'Quan Newton.
- 4** The Hurricanes have **4** new players wearing Miami uniforms this season, all of whom are true freshmen.
- 11** Among active coaches, Coach L is the **11th**-winningest coach in the country with 608 victories, and ranks No. 41 on the list of all-time winningest coaches.
- 1.7** Miami's facilities are undergoing **\$1.7** million in renovations with graphics and new features in the office areas and locker rooms of the Watsco Center.
- 15** This season Jim Larrañaga and associate head coach Chris Caputo are in their **15th** season on the sidelines together, dating back to their time at George Mason.

2016-17 SCHEDULE

Nov. 2	Barry (Ex.)	ACCN E	W, 73-62
Nov. 11	Western Carolina	ACCN E	W, 92-43
Nov. 16	at North Florida	ESPN3	W, 94-56
Nov. 19	Penn	ACCN E	W, 74-62

AdvoCare Invitational, HP Field House, Orlando, Fla.

Nov. 24	Stanford	ESPN2	W, 67-53
Nov. 25	#21/22 Iowa State	ESPN2	L, 56-73
Nov. 27	Florida	ESPN2	L, 56-65

ACC/Big Ten Challenge

Nov. 30	Rutgers	ESPNU	W, 73-61
---------	---------	-------	----------

HoopHall Miami Invitational, AAA, Miami

Dec. 3	Wofford	ESPN3	W, 74-57
Dec. 6	South Carolina State	ACCN E	W, 82-46
Dec. 16	Florida Atlantic	ACCN E	W, 76-56
Dec. 22	George Washington	ACCN E	W, 72-64
Dec. 28	Columbia	ACCN E	W, 78-67

Atlantic Coast Conference Schedule

Dec. 31	NC State	RSN	W, 81-63
Jan. 4	at Syracuse	RSN	L, 55-70
Jan. 12	#20 Notre Dame	ESPN	L, 62-67
Jan. 14	at Pittsburgh	RSN	W, 72-46
Jan. 18	at Wake Forest	ACCN	L, 79-96
Jan. 21	at #18 Duke	ESPN	L, 58-70
Jan. 25	Boston College	RSN	W, 78-77
Jan. 28	#9/6 North Carolina	CBS	W, 77-62
Feb. 1	#15/16 Florida State	ACCN	L, 57-75
Feb. 4	at NC State	ACCN	W, 84-79
Feb. 8	Virginia Tech	RSN	W, 74-68
Feb. 11	at #4 Louisville	ESPN2	L, 66-71
Feb. 15	Georgia Tech	ACCN	W, 70-61
Feb. 18	Clemson	RSN	W, 71-65
Feb. 20	at #18/19 Virginia	ESPN	W, 54-48 OT
Feb. 25	#10/11 Duke	CBS	W, 55-50
Feb. 27	[25] at RV- Virginia Tech	ESPN2	L, 61-66
March 4	[25] at #15/17 Florida State	ACCN	L, 57-66

ACC Tournament, Barclays Center, Brooklyn, N.Y.

March 8	#9 UM vs. #8 Syracuse	ESPN/ACCN	12 p.m.
---------	-----------------------	-----------	---------

MIAMI COMMUNICATIONS

Amy LaBrie, Associate Director of Communications

O: (305) 284-3241 | C: (813) 410-1194

LaBrie@miami.edu | @CanesHoops

Kevin Ivany, Communications Assistant

GAME 31



NO. 9 SEED MIAMI HURRICANES (20-10, 10-8 ACC)

Head Coach: Jim Larrañaga

Record at Miami: 138-67, sixth season

Career Record: 608-401, 33rd season

2013 & 2016 ACC Coach of the Year

ACC Record at Miami: 64-42

Alma Mater: Providence, 1971



NO. 8 SEED SYRACUSE ORANGE (18-13, 10-8 ACC)

Head Coach: Jim Boeheim

Record at Syracuse: 902-355, 41st season

Alma Mater: Syracuse, 1966

Career Record: 902-355, 41st season



MIAMI IN THE ACC TOURNAMENT

Titles: 1, 2013

Quarterfinals: 3-7

Record as #9 Seed: 1-2

All-Time Record: 13-11

Semifinals: 1-1

Record vs. #8 Seed: 2-1

Coach L Record: 7-4

Finals: 1-0

Record vs. Syracuse: 0-0

SETTING THE SCENE

DATE Wednesday, March 8, 2017

TIME 12 p.m.

LOCATION Barclays Center | Brooklyn, N.Y.

BROADCASTS **TV:** ESPN - Karl Ravech, LaPhonso Ellis and Allison Williams

ACC Network - Tim Brando, Mike Gminski and Jason Capel

Radio: 560 WQAM - Joe Zagacki

Internet: Watch ESPN - <http://es.pn/2kRJKOA>

POLLS (as of 3/4) Miami AP: 25 USA Today: 25 RPI: 38 KenPom: 31 Warren Nolan: 40

Syracuse AP: NR USA Today: NR RPI: 80 KenPom: 45 Warren Nolan: 81

WEATHER Coral Gables, Fla.: High 80 / Low 66 Brooklyn, N.Y.: High 58 / Low 38

2016-17 TEAM HIGHLIGHTS

Miami defeated three ranked teams this season, downing No. 9/6 North Carolina, No. 10/11 Duke in Coral Gables, and No. 18/19 Virginia on the road. This is the third-straight year and the fifth time in Coach L's six seasons that the Canes have defeated two top 15 teams.

After receiving votes in at least one poll each of the first 16 weeks, Miami entered the national rankings for the first time in the 2016-17 season at No. 25 in both the AP and USA TODAY Coaches Poll on Feb. 27.

Miami won its third-straight ACC-Big Ten Challenge matchup, defeating Rutgers in Coral Gables, Fla.

Coach Jim Larrañaga has posted five 20-win seasons in his first six years at The U and the Canes have won seven or more ACC games each season under Coach L.

Senior Davon Reed is the recipient of the ACC's 2017 Skip Prosser Award, presented annually to the top scholar-athlete in ACC men's basketball. Reed will graduate in May with a degree in sports administration and double minors in communications and marketing.

Freshman Bruce Brown, who is majoring in sports administration, was named to the All-ACC Academic Team.

Freshman guard Bruce Brown recorded a triple-double with 11 points, 11 rebounds and 10 assists against South Carolina State on Dec. 6. It was the second triple-double in program history at Miami.

Coach Larrañaga recorded his 600th career win on Jan. 14 at Pitt. With 600 wins, he is one of five ACC coaches with 600 victories, and the other four men are in the Basketball Hall of Fame.

In Miami's 21st game of the season vs. Florida State on Feb. 1, Larrañaga coached his 1,000th career game.

Miami's game against Georgia Tech was Coach L's 200th career game at UM.

With a 78-67 win over Columbia on Dec. 28, 2016, the University of Miami men's basketball program earned its 1,000th program victory.

In his 109th game at The U, senior guard Davon Reed scored 17 points against George Washington, solidifying his name in Miami's 1,000-point club.


For two straight seasons, Miami has sold out its season ticket allotment for all home games at the Watsco Center.

The Miami coaching staff reeled in Miami's top recruiting class in program history, signing McDonald's All-American Dewan Huell, Jordan Brand Classic All-American Bruce Brown, Australian standout Dejan "DJ" Vasiljevic and Rodney Miller from national powerhouse Oak Hill Academy (Va.). The group was ranked No. 9 from 247Sports, No. 10 from Scout, No. 13 from ESPN and No. 13 from Rivals.

Jim Larrañaga has signed three ESPN Top 100 players for the 2017 class in McDonald's All-American and Jordan Brand Classic All-American guard Lonnie Walker (No. 18), guard Chris Lykes (46) and forward Deng Gak (92). New Zealander Sam Waardenburg also joins the class, and is practicing with the team this spring.

HEAD COACH JIM LARRAÑAGA

Coach Jim Larrañaga has led the Hurricanes to a pair of NCAA Sweet 16 appearances and won the 2013 ACC regular season and ACC Tournament titles. He has been named the AP, Naismith, USBWA and Henry Iba National Coach of the Year, twice was both the ACC and USBWA District Coach of the Year (2013, 2016), and was the 2013 NABC District Coach of the Year. With Miami's win over Pittsburgh on Jan. 14, 2017, Coach L earned his 600th career victory.





2016-17 MIAMI HURRICANES

NAME	YR.	POS.	HT.	WT.	HOMETOWN PREVIOUS SCHOOL(S)
0 Ja'Quan Newton	Jr.	G	6-2	187	Philadelphia, Pa. / Neumann-Goretti HS
Captain. Starting PG after being touted as Sixth Man of the Year a season ago. Scored 1,972 career points in high school.					
2 Mike Robinson	So.	G	5-10	170	New Britain, Conn. / New Britain HS
Team manager turned walk-on. Played basketball, football and was on track team in high school.					
3 Anthony Lawrence, Jr.	So.	G/F	6-7	210	St. Petersburg, Fla. / Lakewood Senior HS
PG in high school, small forward at Miami. Son of a high school coach. Nickname is Amp. Father and uncle played at Miami.					
4 Dejan "DJ" Vasiljevic	Fr.	G	6-3	198	Melbourne, Australia / Australian Institute of Sport
Goes by DJ. Combo guard. Experience with FIBA and Australian national team. Gained 50lbs on bench press since June.					
5 Davon Reed	Sr.	G	6-6	220	Ewing, N.J. / Princeton Day School
Three-year captain. Workman mentality. 2016 NABC Honors Court. All-ACC Academic Team.					
11 Bruce Brown	Fr.	G	6-5	190	Boston, Mass. / Vermont Academy
2016 Jordan Brand Classic All-American. Boasts 6-9 wingspan. Multi-sport athlete in high school, also playing football.					
14 Rodney Miller, Jr.	Fr.	C	7-0	258	Laurelton, N.Y. / Oak Hill Academy
Ranked No. 15 center by ESPN and No. 17 by Scout. 7-1 wingspan. Ranked No. 90 overall by Scout and No. 96 by 247.com.					
15 Ebuka Izundu	So.	C	6-10	231	Charlotte, N.C. / Victory Christian Center / Nigeria
Born in Lagos, Nigeria, and moved to the United States in 2013. Lefty who has gained 30 pounds of muscle in two years.					
20 Dewan Huell	Fr.	F	6-11	220	Miami, Fla. / Miami Norland HS
2016 McDonald's All-American. Ranked No. 21 by ESPN, No. 23 by Rivals and No. 25 by Scout.					
21 Kamari Murphy	RSr.	F	6-8	220	Brooklyn, N.Y. / Oklahoma State / IMG / Lincoln HS
Captain. Graduated in May 2016 with B.A. in sociology. Transfer from Oklahoma State. 43-inch three-step vertical jump.					
35 Chris Stowell	Jr.	F	6-6	208	Exeter, N.H. / Tilton School / Exeter HS
Walk-on with good athleticism. Speaks English, Spanish, some Italian, Russian, Chinese and Hebrew.					
RS Sam Waardenburg	Fr.	F	6-9	205	Henderson, New Zealand / Rangitoto College HS
Joined the team Dec. 29, with the expectation to begin competition in the fall of 2017.					

LARRAÑAGA BY THE NUMBERS

5 - Coach Jim Larrañaga is one of five ACC coaches with a Final Four appearance to his credit. In 2006, Larrañaga became the first coach at a mid-major school to take his team to the NCAA Final Four in 27 years.

7 - In 33 years of coaching, Jim Larrañaga has a winning record in the NCAA Tournament, a 9-7 mark in seven appearances.

7 - Larrañaga is no stranger to the ACC. In his seven seasons as an assistant coach at Virginia, the Cavaliers participated in the NCAA Final Four in 1981 and 1984, won three ACC Championships and finished in the top five of the rankings.

16 - Larrañaga has made 16 postseason appearances in the past 27 years, including reaching seven NCAA Tournaments.

33 - Larrañaga is in his 33rd year as a head coach and has successfully transitioned three institutions into winning programs: Miami, Bowling Green and George Mason.

600 - Coach L is one of five ACC coaches with 600 or more wins.

COACH L TIES TO THE ACC

Coach Jim Larrañaga was an assistant coach at Virginia from 1979-1986, under the leadership of Terry Holland. In those seven seasons, Larrañaga helped the Cavaliers to five NCAA appearances: Final Four twice, Elite Eight once, Sweet 16 once and Round of 64 once, as well as two NIT appearances, including the Championship and Quarterfinal round.

LARRAÑAGA - WHY MIAMI?

Along with returning to the best basketball conference in the country, Coach L had a few personal reasons for accepting the head coaching job at Miami. Coach's grandfather was from Cuba, where he produced the Larrañaga [lare-en-YAH-ga] cigar. Coach's father was raised in Key West, Fla., before moving to The Bronx, N.Y., getting married and raising six children. Coach L was raised in The Bronx, but vacationed to Florida as a boy. He also owns a house in Sarasota, Fla., and three of his siblings have retired to Florida.

THE 2016-17 HURRICANES

Miami has nine scholarship players eligible for competition, led by a trio of captains in seniors Davon Reed and Kamari Murphy, along with junior Ja'Quan Newton. Sophomores Anthony Lawrence and Ebuka Izundu also returned for the Hurricanes.

This season a group of four newcomers comprising Miami's top recruiting class in program history donned a UM jersey for the first time. The Canes' coaching staff reeled in four freshmen in McDonald's All-American Dewan Huell, Jordan Brand Classic All-American Bruce Brown, Australian standout Dejan "DJ" Vasiljevic and Rodney Miller from national powerhouse Oak Hill Academy (Va.). The four-man group was named one of the top 2016 classes in the country, with a No. 9 ranking from 247Sports, No. 10 from Scout, No. 13 from ESPN and No. 13 from Rivals.

THE LAST TIME MIAMI WAS IN NEW YORK CITY...

In 2014-15, Miami made a pair of trips to New York City, facing Providence College at the Barclays Center in December, then playing in the NIT in March and April.

The Canes lost, 76-62, to Providence - Coach L's alma mater - in the Brooklyn Holiday Hoops Invitational on Dec. 22, 2014.

In the postseason NIT, Miami defeated Temple, 60-57, in Madison Square Garden on March 31, 2015, then lost, 66-64 in overtime, to Stanford in the championship game.

PRONUNCIATIONS

Players

0	Ja'Quan Newton	Juh-quan
4	Dejan Vasiljevic	Day-on
		Vass-EEL-uh-vitch
5	Davon Reed	Dave-on
15	Ebuka Izundu	E-boo-kuh
		E-zoon-du
20	Dewan Huell	Duh-wan
		Hue-ull
21	Kamari Murphy	Kuh-mar-EE
35	Chris Stowell	Stole
Coaches		
	Jim Larrañaga	lare-uh-nay-guh
	Chris Caputo	ca-poo-toe

CLASS BREAKDOWN

Seniors (2)

Kamari Murphy
Davon Reed

Juniors (2)

Ja'Quan Newton
Chris Stowell#

Sophomores (3)

Ebuka Izundu
Anthony Lawrence Jr.,
Mike Robinson#

Freshmen (5)

Bruce Brown
Dewan Huell,
Rodney Miller Jr.
Dejan "DJ" Vasiljevic
Sam Waardenburg

#Walk on

BY LOCATION

Australia	DJ Vasiljevic
New Zealand	Sam Waardenburg
Nigeria	Ebuka Izundu
Connecticut	Mike Robinson
Florida	Dewan Huell
	Anthony Lawrence, Jr.
Massachusetts	Bruce Brown
New Hampshire	Chris Stowell
New Jersey	Davon Reed
New York	Kamari Murphy
	Rodney Miller
Pennsylvania	Ja'Quan Newton

PRESEASON POLL

October 2016

- Duke
- North Carolina
- Virginia
- Louisville
- Syracuse
- NC State
- Notre Dame
- Florida State
- Miami**
- Virginia Tech
- Clemson
- Pittsburgh
- Wake Forest
- Georgia Tech
- Boston College

FINAL STANDINGS

March 4, 2017

- | | |
|----------------|-------------|
| North Carolina | 14-4 |
| Florida State | 12-6 |
| Notre Dame | 12-6 |
| Louisville | 12-6 |
| Duke | 11-7 |
| Virginia | 11-7 |
| Virginia Tech | 10-8 |
| Syracuse | 10-8 |
| Miami | 10-8 |
| Wake Forest | 9-9 |
| Georgia Tech | 8-10 |
| Clemson | 6-12 |
| NC State | 4-14 |
| Pittsburgh | 4-14 |
| Boston College | 2-16 |



MIAMI RECORDS IN THE ACC TOURNAMENT

Won-Loss Record: 24 games, 13-11

Titles: 1, 2013

Quarterfinal Appearances: 10, 3-7

Semifinal Appearances: 3, 1-2

Final Appearances: 1, 1-0

Tournament MVP Selections: 1

All-Tournament Team Selections: 7

First Team: 3 **Second Team:** 4

MIAMI COACHES IN THE ACC TOURNAMENT

Jim Larrañaga (2012-Present) 7-4 (.636)

Frank Haith (2005-2011) 6-7 (.462)

2004-05: MCI CENTER (WASHINGTON, D.C.)

First Round: No. 11 Virginia def. No. 6 Miami, 66-65

2005-06: GREENSBORO COLISEUM (N.C.)

First Round: No. 8 Miami def. No. 9 Clemson, 66-63

Quarterfinals: No. 1 Duke def. No. 8 Miami, 80-76

2006-07: ST. PETE TIMES FORUM (TAMPA, FLA.)

First Round: No. 12 Miami def. No. 5 Maryland, 67-62

QF: No. 4 Boston College def. No. 12 Miami, 74-71 (OT)

2007-08: CHARLOTTE BOBCATS ARENA (N.C.)

First Round: No. 5 Miami def. No. 12 NC State, 63-50

Quarterfinals: No. 4 Virginia Tech def. No. 5 Miami, 63-49

2008-09: GEORGIA DOME (ATLANTA, GA.)

First Round: No. 8 Virginia Tech def. No. 9 Miami, 65-47

2009-10: GREENSBORO COLISEUM (N.C.)

First Round: No. 12 Miami def. No. 5 Wake Forest, 83-62

QF: No. 12 Miami def. No. 4 Virginia Tech, 70-65

Semifinals: No. 1 Duke def. No. 12 Miami, 77-74

2010-11: GREENSBORO COLISEUM (N.C.)

First Round: No. 9 Miami def. No. 8 Virginia, 69-62 (OT)

Quarterfinals: No. 1 North Carolina def. No. 9 Miami, 61-59

2011-12: PHILIPS ARENA (ATLANTA, GA.)

First Round: No. 6 Miami def. No. 11 Georgia Tech, 54-36

Quarterfinals: No. 3 Florida State def. No. 6 Miami, 82-71

2012-13: GREENSBORO COLISEUM (N.C.)

Quarterfinals: No. 1 Miami 69, No. 8 Boston College 58

Semifinals: No. 1 Miami 81, No. 5 NC State 71

Finals: No. 1 Miami 87, No. 3 North Carolina 77

2013-14: GREENSBORO COLISEUM (N.C.)

First Round: No. 10 Miami 57, No. 15 Virginia Tech 53

Second Round: No. 7 NC State 67, No. 10 Miami 58

2014-15: GREENSBORO COLISEUM (N.C.)

Second Round: No. 6 Miami 59, No. 14 Virginia Tech 49

Quarterfinals: No. 3 Notre Dame 70, No. 6 Miami 63

2015-16: VERIZON CENTER (WASHINGTON, D.C.)

Quarterfinals: No. 3 Miami 88, No. 6 Virginia Tech 82

Semifinals: No. 2 Virginia 73, No. 3 Miami 68

2016-17: BARCLAYS CENTER (BROOKLYN, N.Y.)

Second Round: No. 9 Miami vs. No. 8 Syracuse

COACH L VS. THE ACC IN THE TOURNAMENT

vs. Boston College 1-0

vs. Georgia Tech 1-0

vs. NC State 1-1

vs. Virginia 0-1

vs. Florida State 0-1

vs. North Carolina 1-0

vs. Notre Dame 0-1

vs. Virginia Tech 3-0

THE HURRICANES IN THE ACC TOURNAMENT

The Canes are the No. 9 seed for the fourth time in UM history.

Miami has never faced Syracuse in the ACC Tournament.

The Canes are playing in the ACC Tournament for the 13th time.

Miami is 13-11 in ACC Tournament play.

Under head coach Jim Larrañaga, Miami is 7-4 in the ACC Tournament in just five seasons. The Hurricanes were 6-7 in the first seven years in the league, including two seasons (2005, 2009) without a victory in the ACC Tournament.

UM has won at least one game in the tournament in 10 of 12 seasons, including seven straight.

UM has won six of its last nine games in the ACC tournament after going 3-0 in 2013 and 1-1 in 2014, 2015 and 2016.

Miami won the ACC Tournament in 2013, defeating North Carolina, 87-77, in the championship game, for the Canes' first ACC title. UM also finished the 2013 regular season atop the standings.

Miami's three wins in 2013 are the most by the Canes in the ACC Tournament.

Miami's highest seed was No. 1, in 2013.

Since Miami joined the ACC in 2004-05, four teams have won both the regular season and tournament, once by Miami (2013) and Virginia (2014), twice by Duke (2006, 2009) and three times by North Carolina (2007, 2008 and 2016).

Since 2012, four teams from outside the state of North Carolina have won the ACC Championship: Florida State, Miami, Virginia and Notre Dame. Prior to 2012, a team from North Carolina won the previous seven, and 17 of the past 18.

ACC TOURNAMENT

RECORD

BY OPPONENT

Opponent	W	L
Boston College	1	1
Clemson	1	0
Duke	0	2
Florida State	0	1
Georgia Tech	1	0
Maryland	1	0
North Carolina	1	1
Notre Dame	0	1
NC State	2	1
Virginia	1	2
Virginia Tech	4	2
Wake Forest	1	0

RECORD BY SEED

Miami Seed	W	L
No. 1	3	0
No. 3	1	1
No. 5	1	1
No. 6	2	3
No. 8	1	1
No. 9	1	2
No. 10	1	1
No. 12	3	2

RECORD VS. SEED

Opp. Seed	W	L
No. 1	0	3
No. 2	0	1
No. 3	1	2
No. 4	1	2
No. 5	3	0
No. 6	1	0
No. 7	0	1
No. 8	2	0
No. 9	1	1
No. 11	1	1
No. 12	1	0
No. 14	1	0
No. 15	1	0

ACC TOURNAMENT MVP

Shane Larkin 2012-13

ACC ALL-TOURNAMENT TEAM

Durand Scott	2009-10	
Shane Larkin	2012-13	1st
Durand Scott	2012-13	1st
Trey McKinney Jones	2012-13	2nd
Julian Gamble	2012-13	2nd

ACC COACH OF THE YEAR

Jim Larrañaga	2012-13	Coaches/ASCMA
Jim Larrañaga	2015-16	Coaches/ASCMA

ACC PLAYER OF THE YEAR

Shane Larkin	2012-13	Coaches
--------------	---------	---------

ACC DEFENSIVE PLAYER OF THE YEAR

Durand Scott	2012-13	Coaches/ASCMA
--------------	---------	---------------

FIRST TEAM ALL-ACC

Jack McClinton	2007-08	
Jack McClinton	2008-09	
Shane Larkin	2012-13	Coaches/ASCMA

SECOND TEAM ALL-ACC

Guillermo Diaz	2004-05	
Guillermo Diaz	2005-06	
Kenny Kadji	2012-13	Coaches/ASCMA
Sheldon McClellan	2015-16	Coaches/ASCMA

THIRD TEAM ALL-ACC

Robert Hite	2005-06	
Jack McClinton	2006-07	
Malcolm Grant	2010-11	
Kenny Kadji	2011-12	
Durand Scott	2012-13	Coaches
Rion Brown	2013-14	Coaches/ASCMA
Angel Rodriguez	2015-16	ASCMA
Tonye Jekiri	2015-16	Coaches
Davon Reed	2016-17	

HONORABLE MENTION ALL-ACC

Robert Hite	2004-05	
Reggie Johnson	2010-11	
Durand Scott	2011-12	
Durand Scott	2012-13	ASCMA
Tonye Jekiri	2014-15	ASCMA
Sheldon McClellan	2014-15	ASCMA
Angel Rodriguez	2014-15	ASCMA
Tonye Jekiri	2015-16	ASCMA

ACC ALL-DEFENSIVE TEAM

Anthony King	2004-05	
Shane Larkin	2012-13	Coaches / ASCMA
Durand Scott	2012-13	Coaches / ASCMA
Julian Gamble	2012-13	Coaches
Tonye Jekiri	2014-15	Coaches / ASCMA
Tonye Jekiri	2015-16	Coaches / ASCMA
Davon Reed	2016-17	

Tuesday, March 7 - First round

Noon - No. 12 Clemson vs. No. 13 NC State
2 p.m. - No. 10 Wake Forest vs. No. 15 Boston College
7 p.m. - No. 11 Georgia Tech vs. No. 14 Pitt

Wednesday, March 8 - Second round

Noon - No. 8 Syracuse vs. No. 9 Miami
2 p.m. - No. 5 Duke vs. Tuesday noon winner
7 p.m. - No. 7 Virginia Tech vs. Tuesday 2 p.m. winner
9 p.m. - No. 6 Virginia vs. Tuesday 7 p.m. winner

Thursday, March 9 - Quarterfinals

Noon - No. 1 North Carolina vs. Wed. noon winner
2 p.m. - No. 4 Louisville vs. Wed. 2 p.m. winner
7 p.m. - No. 2 Florida State vs. Wed. 7 p.m. winner
9 p.m. - No. 3 Notre Dame vs. Wed. 9 p.m. winner

Friday, March 10 - Semifinals

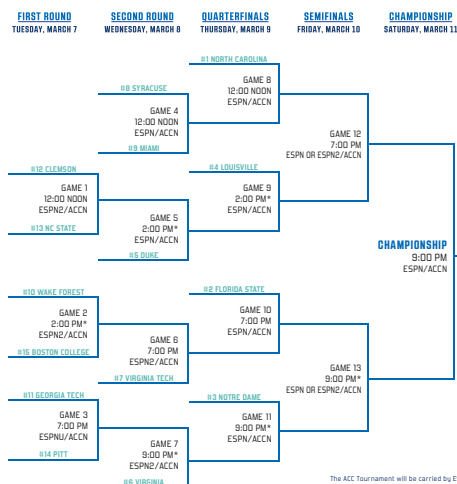
7 p.m. - Thursday afternoon winners
9 p.m. - Thursday evening winners

Saturday, March 11 - Championship

9 p.m. - Friday evening winners



2017 NEW YORK LIFE ACC TOURNAMENT



The ACC Tournament will be carried by ESPN, ESPN2, ESPN3, and the ACC Network (ACCN). All games will also be available via WatchESPN and the ACC.com.

*Denotes approximate time

BARCLAYS CENTER | BROOKLYN, NY | MARCH 7-11 | THEACC.COM | @ACCMBB | #ACCTOURNEY



CANES IN THE ACC TOURNAMENT			TOTAL			3-PTS			FREE THROWS				REBOUNDS												Pts
Opponent	Date	GP-S Min	FG	FGA	Pct	3FG	FGA	Pct	FT	FTA	Pct	Off	Def	Tot	Avg	PF	FO	A	TO	Blk	Stl	Pts			
Anthony Lawrence																									
vs Virginia Tech	03-10-16	10	1	1	1.000	0	0	.000	2	2	1.000	0	2	2	2.0	1	0	1	1	0	0	4			
vs Virginia	03-11-16	16	2	3	.667	0	1	.000	1	2	.500	1	3	4	3.0	2	0	0	0	0	0	5			
Kamari Murphy																									
vs Virginia Tech	03-10-16 *	31	2	3	.667	0	0	.000	0	0	.000	1	4	5	5.0	5	1	1	0	1	1	4			
vs Virginia	03-11-16 *	22	3	6	.500	0	0	.000	1	2	.500	0	4	4	4.5	1	0	0	2	1	0	7			
Ja'Quan Newton																									
vs Virginia Tech	03-10-16	29	3	7	.429	0	0	.000	4	6	.667	1	1	2	2.0	1	0	4	3	1	2	10			
vs Virginia	03-11-16	32	5	7	.714	0	0	.000	9	11	.818	0	1	1	1.5	3	0	3	2	0	1	19			
vs Virginia Tech	03-11-15	8	0	1	.000	0	0	.000	0	0	.000	0	3	3	3.0	1	0	0	3	0	1	0			
vs Notre Dame	03-12-15	1	0	0	.000	0	0	.000	0	0	.000	0	0	0	1.5	0	0	0	1	0	0	0			
Davon Reed																									
vs Virginia Tech	03-10-16 *	31	5	9	.556	2	4	.500	5	6	.833	0	1	1	1.0	3	0	0	1	0	3	17			
vs Virginia	03-11-16 *	30	1	3	.333	1	1	1.000	0	0	.000	0	1	1	1.0	4	0	1	0	0	0	3			
vs Virginia Tech	03-11-15 *	36	4	8	.500	2	2	1.000	0	0	.000	1	3	4	4.0	1	0	1	2	1	1	10			
vs Notre Dame	03-12-15 *	30	1	8	.125	1	4	.250	3	5	.600	3	3	6	5.0	2	0	1	1	0	1	6			
vs Virginia Tech	03-12-14	22	5	8	.625	4	7	.571	0	0	.000	0	1	1	1.0	1	0	0	2	0	0	14			
vs NC State	03-13-14	21	3	8	.375	1	4	.250	2	2	1.000	0	0	0	0.5	4	0	1	1	0	1	9			

SYRACUSE (7-17)

Home: 4-9 Away: 3-8
Neutral: 0-0 Under Coach L: 2-3
Since rebirth in 1985: 7-16
UM rank SYR

12/28/63		L	86-85	OT	H
1/11/92	--	20	L	73-57	A
2/29/92	--	22	L	68-63	H
1/9/93	--	21	L	89-81	A
2/6/93		W	81-74	H	
12/22/93	--	21/18	L	81-52	A
3/1/94	--	14	L	71-69	H
12/6/94	--	19/19	L	83-65	H
1/28/95	--	6/6	L	76-51	A
1/3/96	--	11/12	W	75-66	H
2/1/96	--	18/16	L	72-51	A
12/7/96	--	19/17	W	67-63	H
1/18/98	--	15/15	L	85-67	A
2/10/98	--	23/20	L	72-63	H
2/8/99	16/21	18/17	W	76-63	A
1/8/00	--	7/8	L	67-55	H
2/13/01	--	10/7	W	68-57	A
1/26/03		L	54-49	H	
2/14/04	--	/25	L	91-74	H
1/4/14	--	2/2	L	49-44	A
1/25/14	--	2/2	L	64-52	H
1/24/15		W	66-62	A	
1/2/16	13/15	--	W	64-51	H
1/4/17		L	55-70	A	

RECAPPING THE 2013 ACC TOURNAMENT AND 2013 CHAMPIONSHIP GAME

ACC ALL-TOURNAMENT TEAMS AND MVP

Shane Larkin was named the ACC Tournament MVP while Durand Scott was listed on the first team and Trey McKinney Jones and Julian Gamble were on the second team.

Larkin averaged 23.7 points, 5.0 rebounds, 5.0 assists and 2.3 steals while shooting 51.1 percent from the field, 45.0 percent from distance and 88.9 percent at the line. Scott averaged 15.7 points, 2.7 rebounds, 2.0 assists. Gamble posted 8.3 ppg, 5.0 rpg and 1.7 bpg while McKinney Jones put up 11.7 ppg, hitting eight shots from distance.

CHAMPIONSHIP VS. NORTH CAROLINA - GAME RECAP

Miami claimed its first conference tournament championship in school history ... Miami became the first school outside of North Carolina since 1985 (GT) to win the ACC outright regular-season and tournament titles in the same season. Miami is also the first ACC school outside of the state of North Carolina to do so ... Shane Larkin was named the ACC All-Tournament MVP ... Larkin and Durand Scott were named to the ACC All-Tournament first team, while Julian Gamble and Trey McKinney Jones were named to the second team ... The Hurricanes improve to 5-18 against North Carolina in the all-time series, which dates back to the 1949-50 season. The Canes have defeated UNC three times this season after losing 10 straight games to the Tar Heels ... The Hurricanes shot 54.4 percent from 3-point range and connected on 12-of-22 3-point attempts, breaking their previous ACC Tournament mark of 10 (recorded against Florida State on March 9, 2012) ... Miami shot 75 percent from the free throw line and has

now posted back-to-back games shooting over 70 percent from the free throw line ... Shane Larkin scored a career-high 28 points, surpassing his previous mark of 27 against Jacksonville on Nov. 16, 2012 ... Larkin now has three straight 20-point performances. He has reached double figures in nine consecutive games, and has scored in double figures in all five games played in the tournament (12, 16, 20, 23, 28) ... Trey McKinney Jones recorded a career-high 20 points, as well as connecting on a career-high six 3-pointers. His previous career high was 18 points (and five 3-pointers) against Michigan State on Nov. 28, 2012 ... Rion Brown who finished the game with 12 points and recorded his highest point total since scoring 10 points vs. Virginia on Feb. 19. Brown has scored in double digits five times this year, including two straight games against BC on Feb. 5 and UNC on Feb. 9 ... Brown, who shot 60 percent from the field for the game, has shot better than 43 percent from the field eight times, including 81.8 percent (9-11) at Georgia Tech ... Four Hurricanes finished the game with double digit scoring, Shane Larkin (28), Trey McKinney Jones (20), Rion Brown (12) and Julian Gamble (11).

First Round, Thursday, March 14 Semifinals, Saturday, March 16

#8 Boston Co. 84, #9 Ga. Tech 64 #1 Miami 81, #5 NC State 71
#5 NC State 80, #12 Virginia Tech 63 #3 North Carolina 79, #7 Maryland 76
#7 Maryland 75, #10 Wake Forest 62
#6 Florida State 73, #11 Clemson 69

Quarterfinals, Friday, March 15 Finals, Sunday, March 17

#1 Miami 69, #8 Boston College 58 #1 Miami 87, #3 North Carolina 77
#5 NC State 75, #4 Virginia 56
#7 Maryland 83, #2 Duke 74
#3 N. Carolina 83, #6 Florida St 62

CANES VS. SYRACUSE			TOTAL			3-PTS			FREE THROWS			REBOUNDS												Pts	Avg
Opponent	Date	GS-P	Min	FG	FGA	Pct	3FG	FGA	Pct	FT	FTA	Pct	Off	Def	Tot	Avg	PF	FO	A	TO	Blk	Stl			
Brown	1-4-17	1-1	33	3	8	.375	2	4	.500	1	2	.500	4	3	7	7.0	2	0	2	2	0	1	9	9.0	
Huell	1-4-17	1-1	19	3	5	.600	0	0	.000	0	1	.000	2	1	3	3.0	2	0	1	1	0	1	6	6.0	
Izundu	1-4-17	0-1	7	0	1	.000	0	0	.000	0	0	.000	1	1	2	2.0	2	0	0	0	1	0	0	0.0	
Lawrence	1-2-16	0-1	5	0	1	.000	0	0	.000	1	2	.500	1	1	2	2.0	0	0	0	0	0	0	1		
	1-4-17	0-1	6	0	1	.000	0	0	.000	0	0	.000	0	0	0	0.0	2	0	1	1	0	0	0		
Lawrence Totals		0-2	11	0	2	.000	0	0	.000	1	2	.500	1	1	2	1.0	2	0	1	1	0	0	1	0.5	
Murphy	1-2-16	1-1	25	4	5	.800	0	0	.000	0	0	.000	2	6	8	8.0	2	0	1	1	2	1	8		
	1-4-17	1-1	35	4	4	1.000	0	0	.000	0	2	.000	2	2	4	4.0	2	0	0	2	1	0	8		
Murphy Totals		2-2	60	8	9	.889	0	0	.000	0	2	.000	4	8	12	6.0	4	0	1	3	3	1	16	8.0	
Newton	1-24-15	0-1	9	1	2	.500	1	2	.500	0	0	.000	0	0	0	0.0	0	0	0	0	0	0	3		
	1-2-16	0-1	24	3	5	.600	2	2	1.000	6	10	.600	1	3	4	4.0	3	0	2	2	0	2	14		
	1-4-17	1-1	35	3	12	.250	1	3	.333	1	3	.333	1	3	4	4.0	4	0	7	4	0	1	8		
Newton Totals		3-1	68	7	19	.368	4	7	.571	7	13	.538	2	6	8	2.7	7	0	9	6	0	3	25	8.3	
Reed	1-25-14	0-1	25	5	8	.625	3	4	.750	3	3	1.000	0	2	2	1.8	3	0	0	2	1	0	16		
	1-4-14	1-1	20	1	3	.333	1	3	.333	2	2	1.000	0	0	0	2.0	1	0	1	1	0	0	5		
	1-24-15	1-1	26	4	5	.800	3	4	.750	0	0	.000	0	2	2	2.0	2	0	1	1	0	0	11		
	1-2-16	1-1	21	1	7	.143	0	4	.000	2	3	.667	1	4	5	5.0	1	0	1	2	0	0	4		
	1-4-17	1-1	37	2	11	.182	2	7	.286	0	0	.000	0	3	3	3.0	1	0	4	4	0	0	6		
Reed Totals		5-4	129	13	34	.382	9	22	.409	7	8	.875	1	11	12	2.4	8	0	7	10	1	0	42	8.4	
Vasiljevic	1-4-17	0-1	28	6	12	.500	6	12	.500	0	2	.000	0	0	0	0.0	0	0	0	0	0	1	18	18.0	



CANES IN THE POLLS IN 2016-17

	AP	USA TODAY	KenPom	RPI
Pre	RV (48)	RV (11)		
Nov. 14	RV (38)	RV (29)		
Nov. 21	RV (44)	RV (37)		
Nov. 28	NR	RV (4)	28	
Dec. 5	NR	NR	29	
Dec. 12	RV (6)	RV (13)	26	
Dec. 19	RV (5)	RV (13)	24	
Dec. 26	RV (8)	RV (13)	28	
Jan. 2	RV (16)	RV (19)	30	
Jan. 9	NR	RV (1)	36	71
Jan. 16	NR	RV (5)	68	31
Jan. 23	NR	RV (2)	40	81
Jan. 30	NR	RV (19)	33	64
Feb. 6	NR	RV (4)	39	55
Feb. 13	NR	RV (7)	34	52
Feb. 20	RV (2)	RV (11)	29	37
Feb. 27	25	25	29	35

DID YOU KNOW ...

Coach L became the first Miami coach to win 20+ games in his first two seasons at UM and only the third of 12 UM coaches to post at least three 20-win seasons and second (Bruce Hale, 5, 1954-67) to have five.

Former Cane Rick Barry was named one of the Greatest Players in NBA History.

Miami native and former Cane standout James Jones won the 2010-2011 NBA All-Star Weekend 3-Point Contest and the NBA Championship in the 2011-2012 and 2012-13 seasons.

Six-time NBA All Star Amar'e Stoudemire enrolled at UM in 2013 and took classes to earn his bachelor's degree. UM is in its 13th season in the ACC.

Coach L led the George Mason Patriots to the 2006 Final Four with big wins over some of basketball's elite teams such as Michigan State, North Carolina and UConn. He was the first coach to take a mid-major to a Final Four in 27 years (Penn '79) when his team advanced in 2006.

In 14 years at George Mason, Larrañaga led the Patriots to five NCAA Tournament appearances (2011, 2008, 2006, 2001, 1999), including the 2006 Final Four.

Miami basketball received APR (Academic Progress Rate) Public Recognition Awards for being among the top 10 percent in APR in its sport. Miami ranks in the top 10 percent of NCAA men's basketball with a 990 APR.

The Miami Department of Athletics recorded a Graduation Success Rate (GSR) of 89 percent. Miami's department-wide GSR is 16th overall among FBS programs. UM has exceeded the NCAA average GSR in each of the last 10 years.

The Canes have averaged 20.0 wins over the last 12 seasons.

The Hurricanes have made at least one trey in 968 of 976 games since the NCAA adopted the 3-point shot in 1986. The last time Miami was held without a 3-pointer was Feb. 26, 2014 at Virginia.

Miami has held 827 of its last 828 opponents to less than 100 points. North Carolina was the last team to score 100+, defeating UM, 105-64, on Jan. 31, 2007.



CANES FROM NEW YORK

Head Coach Jim Larrañaga, associate head coach Chris Caputo and forwards Kamari Murphy and Rodney Miller will return to their home city of New York for the ACC Tournament.

Coach L grew up in the Park Chester neighborhood of The Bronx, playing on the courts "down the east". He played high school basketball at Archbishop Molloy, for legendary coach Jack Curran. Being from The Bronx, Larrañaga took the city bus to school every day, a trip of 90 minutes.

Caputo is from Elmhurst, N.Y., and also attended Archbishop Molloy, playing for Coach Curran.

Murphy graduated from Lincoln High School in Brooklyn, the same school that produced Stephon Marbury, Sebastian Telfair and Lance Stephenson. He averaged 17 points and more than 10 rebounds per game as senior and helped lead Railsplitters to PSAL Class-AA title game as senior and Brooklyn regular-season crown and borough title.

Miller is from Laurelton, N.Y., but played high school ball at Oak Hill.

THE MATCHUP BETWEEN MIAMI AND SYRACUSE

Miami is 2-3 against Syracuse since Coach L took over, and the Canes have won two of the last three matchups against the Orange.

Davon Reed has averaged 8.4 points a game in his career against Syracuse, including 16 vs. the Orange as a freshman.

The Hurricanes won last year's matchup against the Orange despite scoring just 17 points in the first half. Coach L's squad went off for 47 second half points, 14 of which came from Ja'Quan Newton, and Miami grabbed a 64-51 victory.

Jim Larrañaga's first matchup with Jim Boeheim came back on Dec. 13, 1995 while Larrañaga was at Bowling Green. Syracuse won that one 75-64.

MIAMI VS. SYRACUSE ON JAN. 4

Miami's starters at Syracuse: Ja'Quan Newton, Bruce Brown, Davon Reed, Dewan Huell and Kamari Murphy ... Freshman guard DJ Vasiljevic scored nine points and shot 3-of-7 from beyond the arc in the opening half. Vasiljevic finished the evening shooting a career-high 6-of-12 from deep to go along with a career-high 18 points. Vasiljevic's six 3-pointers are tied for the second-most in program history in ACC play, and are tied for the most by a freshman (6 by Rion Brown, vs. Maryland 3/2/11) ... Senior forward Kamari Murphy recorded his 100th career block, in his 112th game played ... As a team, Miami shot 11-of-26 (42.3%) from beyond the arc, marking a new season-high in both three-pointers made and attempted, besting the previous season-high 10-of-25 against South Carolina State, Dec. 6 ... Freshman guard Bruce Brown pulled down a team-high seven rebounds ... Junior guard Ja'Quan Newton led the team with seven assists to go along with eight points and four rebounds ... The Canes fell to 4-9 in ACC road openers since joining the league for the 2004-05 season.

LARRAÑAGA AT MIAMI

	ALL	H	A	N	N/C	ACC	H	A
2016-17	20-10	14-2	4-6	2-2	10-2	10-8	7-2	3-6
2015-16	27-8	15-1	6-5	6-2	14-3	13-5	9-0	4-5
2014-15	25-13	12-6	8-4	5-3	15-5	10-8	5-4	5-4
2013-14	17-16	8-8	7-6	2-2	10-5	7-11	3-6	4-5
2012-13	29-7	14-1	10-3	5-3	14-4	15-3	8-1	7-2
2011-12	20-13	14-4	5-8	1-1	11-6	9-7	6-2	3-5
TOTALS	138-67	77-22	40-32	21-13	74-25	64-42	38-15	26-27

BRUCE BROWN

1 triple-double 30-point game, against No. 9/6 UNC
2 double-doubles 25-point game against No. 10/11 Duke
8 15-plus point games Game-winning 3-pointer at No. 18/19 Virginia
6 games with at least five points, five rebounds and five assists
55 points combined against No. 9/6 UNC and No. 10/11 Duke

BROWN (after March 4 games)	PPG	RPG	SPG	APG	DRPG	A/TO
Actual	11.8	5.7	1.5	3.3	4.2	1.6
NCAA Freshmen	-	-	18	-	15	26
ACC Freshmen	6	3	2	2	2	2
NCAA (Guards)	-	-	120	-	52	235
ACC (Guards)	4	1	9	2	1	16
NCAA (All)	-	-	163	-	-	223
ACC (All)	-	-	7	-	-	17

NCAA stats are from NCAA.org. Only top 250 players are ranked.

WINNINGEST ACTIVE COACHES AT MAJOR SCHOOLS

**Totals listed are at the end of the 2016-17 regular season*

List compiled from "wins vs. major schools"

on sports-reference.com

Rank	Coach	Wins*
1.	Mike Krzyzewski, Duke	1,066
2.	Jim Boeheim, Syracuse	902
3.	Roy Williams, North Carolina	809
4.	Rick Pitino, Louisville	767
5.	Bob Huggins, West Virginia	744
6.	Cliff Ellis, Coastal Carolina	730
7.	John Calipari, Kentucky	688
8.	Rick Barnes, Tennessee	635
9.	Bill Self, Kansas	620
10.	Dana Altman, Oregon	590
11.	Jim Larrañaga, Miami	580
12.	Tubby Smith, Memphis	577
13.	Steve Fisher, San Diego State	569
14.	Tom Izzo, Michigan State	542
15.	Fran Dunphy, Temple	539

IN COACH JIM LARRAÑAGA'S

FIRST SIX SEASONS IN THE ACC

(Includes only seasons coaching at ACC schools during years as ACC member)

Among the 29 all-time ACC coaches with 100+ overall wins and 50+ ACC wins,

In just six years in the league, Coach L is ...

- No. 8 all-time in winning percentage in ACC Tournament games (.636 as of 3/4/17)
- No. 9 all-time in winning percentage in ACC games only (.604)
- No. 21 all-time in ACC regular season and tournament wins (71 as of 3/4/17)
- No. 24 all-time in overall wins (138 as of 3/4/17)
- one of 18 coaches to win multiple ACC Coach of the Year honors

Among the 29 all-time ACC coaches with 100+ overall and 50+ ACC victories,

in their first six years in the ACC,

Coach L is ...

- No. 2 in overall victories (138 as of 3/4/17)
- tied for No. 3 in ACC victories (64)
- No. 5 in ACC Tournament winning percentage (.636)
- No. 7 overall winning percentage (.673)
- No. 8 in ACC Tournament victories (7 as of 3/4/17)
- tied for No. 10 in ACC winning percentage (.604)

Coach L is one of three coaches who ...

- posted at least five 20-win seasons
- won at least seven ACC Tournament games

Coach L is one of five coaches who had ...

- an overall winning season each year
- at least five ACC winning seasons

Coach L is one of seven coaches who ...

- won two-or-more ACC Coach of the Year honors

Among the seven current ACC coaches with six-plus years of experience,

in their first six seasons in the league,

Coach L is ...

- the only coach to win two ACC Coach of the Year honors in five years and one of three coaches to win two in six seasons
- No. 2 in overall wins (138 as of 3/4/17)
- tied for No. 2 in ACC Championships (1), ACC victories (64)
- No. 3 in wins in the ACC Tournament (7), winning percentage in ACC games only (.604 as of 3/4/17), overall winning percentage (.673 as of 3/4/17)

Coach L is one of two coaches who had ...

- an overall winning season each year
- at least five ACC winning seasons

Coach L is one of three coaches who ...

- had at least four NCAA Tournament victories
- won an ACC Championship
- posted at least four 20-win seasons
- won at least seven ACC Tournament games



UM COMMUNICATIONS

MBB Contact Amy (Woodruff) LaBrie
Associate Director of Communications
Work/Cell (305) 284-3241 / (813) 410-1194
E-mail LaBrie@miami.edu
Communications Assistant Kevin Ivany
Website www.HurricaneSports.com

2016-17 UM QUICK FACTS

Location Coral Gables, Fla.
Stadium Watsco Center (7,972)
Press Row 305-284-2111
Enrollment 16,188
Founded 1925
Colors Orange, Green, White
Nickname Hurricanes
Mascot Sebastian the Ibis
Conference Atlantic Coast
President Dr. Julio Frenk
Director of Athletics Blake James
Address 5821 San Amaro Drive
Coral Gables, FL 33146
Ticket Office Phone 1-800-GoCanes
Website HurricaneSports.com

2015-16 in Review

Overall Record 27-8
Home/Away/Neutral 15-1 / 6-5 / 6-2
ACC Record / Finish 13-5 / t-2nd
Letterwinners Returning / Lost 5 / 5
Starters Returning / Lost 2 / 3
Newcomers 5

Head Coach Jim Larrañaga
Alma Mater Providence, 1971
Record at UM 138-67 / 6th season
Overall Record 608-401 / 33rd season
ACC Record 64-42 (6th)
Assistants
Chris Caputo Westfield (Mass.) State, '02
Jamal Brunt Randolph-Macon, '03
Adam Fisher Penn State, '06, '09

HISTORY

First Season of Basketball 1926
Overall All-Time Record 1,010-737 (67)
Year UM Joined ACC 2004-05
All-Time ACC Record 107-111 (13)
NCAA Appearances Eight (8-8)
1960, 1998, 1999, 2000, 2002, 2008, 2013, 2016
Last NCAA Appearance Sweet 16, 2016
vs. Villanova
NIT Appearances 12 (11-12)
1961, 1963, 1964, 1995, 1997,
2001, 2005, 2006, 2009, 2011, 2015
Last NIT Appearance Championship Game
L, 66-64 (ot), vs. Stanford, 2015
ACC Regular Season Champions 1 / 2013
ACC Tournament Champions 1 / 2013

COMMUNICATIONS POLICIES

All interview requests for coaches or athletics department staff members must be approved and cleared by Amy LaBrie in the UM Communications office. Credential requests are taken via e-mail to LaBrie (LaBrie@miami.edu). Any misuse of credentials will result in removal from the Watsco Center and the permanent voiding of the credential. The UM locker room is closed at all times. For home games, Coach L and at least one Hurricane player will report to the media room for interviews following the opposing team's press conference.

REED NAMED ALL-ACC AND TO ALL-DEFENSIVE TEAM

Senior guard Davon Reed earned third team All-ACC honors as well as a spot on the ACC All-Defensive Team. Reed ended the season 17th in scoring, 25th in rebounding, third in minutes played, sixth in free throw percentage, eighth in 3-pointers made per game and 10th in 3-point field goal percentage in ACC games.

Defensively, he helped Miami to the second-best mark in the ACC in points allowed, and 18th in the nation (third in the ACC) in defensive efficiency. He held Luke Kennard to 11 points, Steve Vasturia to 10 points, Terry Henderson to eight points and London Perrantes to four points.

MIAMI IN TOURNAMENT PLAY UNDER COACH L

Miami is 15-5 in tournament play over the past three seasons with an 8-2 record in non-conference tournaments, a 2-2 mark in the ACC Tournament, 2-1 clip in the NCAA Tournament and a 4-1 record in the NIT. In six seasons under Coach L, Miami is 29-13 in tournament play, including regular and postseason.

2016-17: AdvoCare Invitational (1-2).

2015-16: Puerto Rico Tip Off (3-0), ACC Tournament (1-1), NCAA Tournament (2-1).

2014-15: Charleston Classic (4-0), ACC Tournament (1-1), NIT (4-1).

2013-14: Wooden Legacy (3-1), ACC Tournament (1-1).

2012-13: Diamond Head Classic (1-2), ACC Tournament (3-0), NCAA Tournament (2-1).

2011-12: Orange Bowl Classic (1-0), ACC Tournament (1-1), NIT (1-1).

MIAMI EARNS 20TH WIN AND 10TH ACC VICTORY

Coach Jim Larrañaga has posted five 20-win seasons in his first six years at The U, and 11 career 20-win seasons. This is Miami's eighth 20-win season since joining the ACC for the 2004-05 campaign. Larrañaga is just the second coach in Miami history with five 20-win seasons, joining Bruce Hale (1954-67).

Also in six seasons under Coach Jim Larrañaga, the Canes have won seven or more ACC games each season and have had 10 or more league victories in four years. Prior to the arrival of Coach L, Miami had never won 10 ACC games in a season.

KENPOM.COM - MIAMI

Category	Offense (rank)	Def. (rank)	D-I Avg.
Adj. Efficiency	110.8 (60)	93.2 (18)	104.7
Adj. Tempo	63.8 (333)		68.4
Avg. Poss. Length	19.0 (319)	17.8 (281)	17.3
Effective FG%	51.5 (134)	46.7 (33)	50.5
Turnover %	19.6 (244)	18.3 (189)	18.6
3FG %	36.2 (116)	32.8 (67)	35.1
2FG%	50.1 (140)	45.3 (36)	49.3
SOS	Overall 29	Non-Conference 279	
Bench minutes	25.0% (317)	Exp. 1.46 yrs (265)	

DAVON REED (in ACC games)

17th - Scoring
25th - Rebounding
6th - Free throw percentage
8th - 3-point field goals made per game
10th - 3-point field goal percentage
3rd - Minutes played

Reed	ACC (18)	All (30)
PPG	16.0	15.3
RPG	5.3	4.8
APG	3.0	2.6
A/T	1.4	1.2
SPG	1.2	1.3
BPG	0.5	0.5
MPG	36.7	35.2
FG%	42.9	43.4
3FG%	40.4	40.3
FT%	85.7	83.7
20+ points	6	7
6+ rebounds	9	12
3+ assists	11	15
3FG Made	46	73



UM SINCE JOINING THE ACC IN 2004-05

Season	Overall	ACC W-L	ACC Rank/Seed	ACCT Post
2004-05	16-13	7-9	t6 / 6	0-1 NIT 0-1
2005-06	18-16	7-9	t7 / 8	1-1 NIT 2-1
2006-07	12-20	4-12	12 / 12	1-1
2007-08	23-11	8-8	t5 / 5	1-1 NCAA 1-1
2008-09	19-13	7-9	t7 / 9	0-1 NIT 1-1
2009-10	20-13	4-12	12 / 12	2-1
2010-11	21-15	6-10	9 / 9	1-1 NIT 2-1
2011-12	20-13	9-7	t4 / 6	1-1 NIT 1-1
2012-13	29-7	15-3	1 / 1	3-0 NCAA 2-1
2013-14	17-16	7-11	10 / 10	1-1
2014-15	25-13	10-8	6 / 6	1-1 NIT 4-1
2015-16	27-8	13-5	2 / 3	1-1 NCAA 2-1
2016-17	20-10	10-8	9 / 9	

EXCEEDING EXPECTATIONS

In the past six years, Coach Jim Larrañaga's Canes have exceeded or matched preseason expectations every campaign. Larrañaga is the only coach in the ACC to finish above or equal to the preseason poll predictions every season, and has the largest margin of surpassing those expectations.

TOTAL	'16-17	'15-16	'14-15	'13-14	'12-13	AVG
Miami	0	2	4	2	4	2.4
Clemson	-1	4	2	8	-3	2.0
Virginia Tech	3	7	0	0	-2	2.0
Virginia	-3	0	3	3	3	1.2
Georgia Tech	3	1	-1	0	0	0.6
Louisville	0	3	-1	N/A	N/A	0.4
Wake Forest	3	-3	0	1	1	0.4
Boston Co.	0	0	1	-6	4	-0.2
Notre Dame	4	-2	4	-8	N/A	-0.4
Florida State	6	-5	-2	0	-2	-0.6
N. Carolina	1	0	-3	-1	0	-0.6
Syracuse	-3	0	-3	0	N/A	-1.2
Pittsburgh	-2	0	-5	1	N/A	-1.2
Duke	-4	-2	-1	-2	0	-1.8
NC State	-7	-5	2	3	-4	-2.2

Key: A fifth-place prediction and second-place finish = +3

COACH L AGAINST THE ACC

In Larrañaga's six seasons in the ACC, Miami has at least a .500 record against 11 league opponents.

UM has a .500 record or better at home against 13 teams, and on the road against eight ACC squads.

The Hurricanes have won a road game against all but two league opponents: Wake Forest (0-3) and Louisville (0-2).

	Overall	Home	Away	Neutral
Boston College	10-0	5-0	4-0	1-0
Clemson	5-2	4-0	1-2	--
Duke	5-3	3-1	2-2	--
Florida State	7-6	4-2	3-3	0-1
Georgia Tech	6-2	1-2	5-0	--
Louisville	1-3	1-1	0-2	--
North Carolina	5-4	2-2	2-2	1-0
NC State	6-5	2-2	3-2	1-1
Notre Dame	3-3	2-1	1-1	0-1
Pittsburgh	3-1	1-1	2-0	--
Syracuse	2-3	1-1	1-2	--
Virginia	3-5	2-1	1-3	0-1
Virginia Tech	10-4	5-1	2-3	3-0
Wake Forest	3-3	3-0	0-3	--



REED ACC'S TOP SCHOLAR-ATHLETE

Davon Reed is the recipient of the ACC's 2017 Skip Prosser Award, presented annually to the top scholar-athlete in ACC men's basketball. Reed will graduate in May with a degree in sports administration and double minors in communications and marketing. A three-time All-ACC Academic Team selection, he is also one of four of the league's top 20 scorers to be named to the 2017 All-ACC Academic Team.

"Davon Reed is the epitome of what a great student-athlete is all about," Miami head coach Jim Larrañaga said. "He's been our captain for the last three seasons because of his tremendous leadership qualities. He has been a Dean's List student since the day he arrived on our Miami campus. He's not only a great student, but he's also a tremendous basketball player. Davon is a complete player. He can score at the rim or from 3-point range, and he's a relentless defender and rebounder. But what separates Davon from other great student-athletes is his leadership off the court, on campus and in the community. He works tirelessly with the youngsters in Coral Gables and has been an inspirational leader for our Student-Athlete Advisory Committee. Skip Prosser would have loved to have coached Davon. Skip would be happy to have Davon's name on his award for the role model he's been the last four years."

MIAMI PICKED NINTH, FINISH NINTH, IN ACC POLL

Miami finished ninth in the league after being predicted to finish ninth out of 15 teams in the ACC this season, as announced by the league at the 55th annual Operation Basketball. In his six years, Coach Jim Larrañaga's Canes have exceeded or matched preseason expectations every campaign. In that time, Larrañaga is the only coach in the ACC to finish above or at the preseason poll predictions every season.

Miami posted a 5-3 record against teams predicted to finish in the top six this season. The Canes were 5-4 against the projected bottom eight squads. The Canes went 6-1 against teams that finished below Miami in the final standings, falling only at 10th-seeded Wake Forest. Miami's all-time preseason poll breakdowns and finishes are as follows:

<i>Under Coach L</i>	2010-11 - 8th - 9th
2016-17 - 9th - 9th	2009-10 - 10th - 12th
2015-16 - 5th - t-2nd	2008-09 - 4th - t-7th
2014-15 - 10th - t-6th	2007-08 - 12th - t-5th
2013-14 - 12th - 10th	2006-07 - 11th - 12th
2012-13 - 5th - 1st	2005-06 - 7th - t-7th
2011-12 - 5th - t-4th	2004-05 - 11th - t-6th

BROWN NAMED TO ALL-ACC ACADEMIC BASKETBALL TEAM

Bruce Brown has been named to the All-ACC Academic Men's Basketball Team. Brown is majoring in sports administration at Miami.

BACK-TO-BACK VICTORIES OVER TOP 15 TEAMS

With wins over No. 10/11 Duke and No. 18/19 Virginia, Miami has earned consecutive wins over top 20 opponents in back-to-back seasons. A year ago, the Canes defeated No. 3 Virginia, then took down No. 11/- Louisville.

The Canes have now defeated top 25 teams consecutively four times in program history, which also includes the Nov. 20 & 22, 2015 matchups against No. 16 Utah and No. 22/20 Butler, as well as the Jan. 7 & 14, 2006 games against No. 14/12 Maryland and No. 20 at North Carolina.

Since the arrival of Coach L in 2011-12, the Canes have won at least two games over ranked teams in all but one season (2013-14). This is also the third-straight year and the fifth time in Coach L's six seasons that the Canes have defeated two top 15 teams.

2016-17: No. 9/6 North Carolina, No. 10/11 Duke.
2015-16: No. 3 Virginia, No. 11 Louisville.
2014-15: No. 8/7 Florida, No. 4 Duke.
2012-13: No. 13/14 Michigan State, No. 1 Duke.
2011-12: No. 7/5 Duke, No. 15/16 Florida State.

CANES NEED 70 POINTS

This season Miami is 17-1 overall and 8-1 in ACC play when scoring 70+ points. UM has scored fewer than 60 points in six of its nine losses.

LUCKY SEVENS FROM LONG RANGE

Miami has made at least seven shots from long range in 120 of Larrañaga's 206 games at UM. The Canes are 92-28 when making at least seven from 3-point range. This season, Miami is 10-5 when hitting seven from deep. 2015-16: 17-3; 2014-15: 18-5; 2013-14: 9-6; 2012-13: 19-3; 2011-12: 19-6.

PLAYING AS THE UNDERDOG

Miami is 11-23 under Coach Larrañaga when entering a game as the underdog against an AP top-25 ranked team. The Canes are 6-11 when the opponent is in the AP top 10, and 3-4 when the game is at home against an AP top-10 team.

CANES FACING HUNGRY TEAMS

Against Florida State, Miami played its 12th ACC game against a team coming off of a loss. Miami (7-5) won at Syracuse, at Pitt, vs. Boston College, at NC State, vs. Virginia Tech, at Virginia and vs. Duke, but lost at Wake Forest, at Duke, vs. Florida State, at Louisville and at Florida State after the opponent had lost its previous game.

MURPHY FINISHING SENIOR SEASON STRONG

Redshirt senior Kamari Murphy is averaging 9.8 points and 6.5 rebounds in 33.8 minutes over the last eight games, hitting 69.4 percent (34-49) from the field in those games. He has scored in double digits five of the last eight outings and grabbed at least eight rebounds four times. He also recorded a double-double at Virginia (10p, 11r), his first since the ACC opener against NC State (11p, 10r). He has shot better than 62 percent in six of those eight games.

In the previous 10 ACC games, he averaged 5.0 points and 8.0 rebounds in 29.0 minutes. He was 20-47 (42.6%) from the field in those 10 games. He had 11 points once, and shot better than 62 percent only once (4-of-4 at Syracuse).

MIAMI ENTERS BOTH NATIONAL POLLS AT NO. 25

After receiving votes in at least one poll each of the first 16 weeks, Miami entered the national rankings for the first time in the 2016-17 season at No. 25 in both the AP and USA TODAY Coaches Poll on Feb. 27. The Hurricanes received as many as 48 votes in the preseason AP Poll and 37 votes in the Nov. 21 (Week 3) Coaches Poll, but never cracked the top 25 until the 17th week. Miami was last ranked in the final poll of the 2016-17 campaign, tying for 10th in the AP and eighth in the coaches poll. Miami has been ranked in four of Coach Jim Larrañaga's six seasons at The U, topping out at No. 2 in both polls on Feb. 18, 2013.

BRUCE ALMIGHTY

In 70 total minutes against No. 9/6 North Carolina and No. 10/11 Duke, freshman Bruce Brown tallied 55 points, nine assists, eight rebounds, four blocks and four steals. He had 30 points, five assists, four rebounds, two blocks and two steals in 34 minutes against UNC and 25 points, four assists, four rebounds, two blocks and two steals in 36 minutes against Duke. Against Duke, Brown shot 11 for 18 and had four assists, while his teammates shot just 11 for 40 with four assists combined. Brown scored or had the assist on nine of Miami's first 11 field goals.

COACH L AGAINST THE ACC

In Larrañaga's six seasons in the ACC, Miami has at least a .500 record against 11 league opponents. UM has a .500 record or better at home against 13 teams, and on the road against eight ACC squads.

QUICK HITS - TEAM

Miami has made six or more shots from three in every ACC game but four (vs. Florida State, at Louisville, at Virginia, vs. Duke), after doing so in only eight of 12 non-conference outings.

For the season, the Canes have shot better than 45 percent in 17 games, and eight times in ACC play.

UM's defense has held opponents to shoot less than 31 percent from downtown in 15 games (eight in ACC).

Miami has forced double-digit turnovers in 21 outings.

Twelve of Miami's 17 victories are by a double-digit margin.

REED NAMED TO CoSIDA ACADEMIC ALL-DISTRICT TEAM

Senior Davon Reed was one of five student-athletes named to the CoSIDA Academic All-District 4 Team and is now eligible for Academic All-America honors. The award recognizes the nation's top student-athletes for their combined performances athletically and in the classroom.

MIAMI'S INDIVIDUAL STAT RANKINGS IN ACC GAMES

Through the end of the ACC regular season, three Hurricanes are ranked in ACC stats (conference games only), including Bruce Brown, Kamari Murphy and Davon Reed.

Bruce Brown

Steals - 5th - 1.4/g

Kamari Murphy

Rebounding - 6th - 7.3/g

Def. Rebounds - 9th - 4.9

Davon Reed

Minutes Played - 3rd - 36.7/g

Scoring - 17th - 16.0/g

3-Point FG Made - 8th - 2.6


FT% - 6th - 85.7

Rebounding - 25th - 5.3/g

3FG% - 10th - 40.4


REED SELECTED FOR POSTGRADUATE SCHOLARSHIP

Davon Reed is one of nine ACC student-athletes who will receive the Weaver-James-Corrigan Honorary Award. The postgraduate scholarship is awarded to selected student-athletes who intend to pursue a graduate degree following completion of their undergraduate requirements.



KAMARI MURPHY

Murphy vs.	Points Allowed	FGM	3FGM
Young, Pitt	2	0-10	0-3
Tatum, Duke	8	4-16	0-7
Colson, ND	8	2-12	1-2
Mitiglou, WFLU	5	2-5	0-3
Mahmoud, UofL	0	0-0	--
Stephens, GT	6	2-9	2-8
Meeks, UNC	5	1-3	--
Totals		20.0%	13.0%



DAVON REED

Reed vs.	Points Allowed	FGM	3FGM
Kennard, Duke	11	3-8	1-3
Vasturia, ND	10	5-10	0-1
Henderson, NCST	8	2-6	2-6
Perrantes, Virginia	4	2-15	0-5

Miami ranks second in the ACC in points allowed
Miami is 18th in the nation, and third in the ACC, in defensive efficiency



SELLING OUT THE WATSCO CENTER

In just his fifth season in Coral Gables, Jim Larrañaga and Miami SOLD OUT the season ticket allotment for all home games last year at the Watsco Center. It was the first time in Miami athletics history a team sold out their season. And now, the arena is sold out in back-to-back seasons.

For two straight years, fans have bought over 5,500 season tickets, more than doubling the total number of season tickets sold in Larrañaga's first season in Coral Gables. When Coach L began his reign in Miami, fans bought 2,251 season tickets for the 2011-12 campaign. After a record-breaking season on the court in 2012-13, season tickets peaked at 3,674 for 2013-14, prior to this year's 5,750 mark.

Season Tickets per Year

2016-17: 5,750	2015-16: 5,500	2014-15: 3,427
2013-14: 3,674	2012-13: 2,372	2011-12: 2,251

FIRSTS UNDER JIM LARRAÑAGA AT MIAMI

First game: Nov. 11, 2011 vs. Tennessee Tech. W, 69-58.
First starting lineup: Malcolm Grant, Durand Scott, Garrius Adams, Erik Swoope, Kenny Kadji.
First opening tip: Miami - Kenny Kadji.
First UM FG: 18:38, Durand Scott, 3-pointer.
First lead: 18:38, 3-0.

First halftime score: Tennessee Tech 32, Miami 27.
First win: Nov. 11, 2011. Miami 69, Tennessee Tech 58.
Attendance at first game: 3,600.
First loss: Nov. 25, 2011 at Ole Miss, 64-61 (OT).
First road win: Dec. 22, 2011 at Charlotte, 76-61.
First ACC game: Jan. 7, 2012 at Virginia, L, 52-51.
First ACC win: Jan. 18, 2012 vs. Clemson, 76-73.
First ACC regular season title: 2012-13.
First NIT championship game: April 2, 2015.

JIM LARRAÑAGA = PROGRAM CHANGER

In Coach L's Six Seasons at Miami ...

- ACC regular season & tournament championships
- .673 winning percentage
- Five 20-win seasons in six years
- Four postseason appearances with nine victories
- 15 ACC wins in 2013
- One All-American

Seven Seasons before Coach L at UM ...

- .561 winning percentage
- Best conference finish was fifth place
- One NCAA Tournament appearance
- Most ACC wins in a season was eight

In Coach L's 14 Seasons at George Mason ...

- .626 winning percentage
- 13 straight winning seasons
- A Final Four appearance
- Five trips to the NCAA Tournament
- Nine postseason appearances
- First national ranking
- First appearance in top 10
- First wins over top 10 teams
- Winningest coach in league history

Seven Seasons before Coach L at GMU...

- .340 winning percentage
- Seven straight losing seasons
- Zero postseason appearances
- Worst team in the CAA

SEBASTIAN THE IBIS



In 1926, the University of Miami adopted the Ibis as the official mascot for the University's athletic teams. Representing the leadership, courage, knowledge, strength and speed characteristics that our student-athletes portray. As the clouds become dark and a hurricane approaches, folklore maintains that other birds look to the Ibis for leadership. The Ibis uses its instinct to detect danger. It is the last sign of wildlife to take shelter before a hurricane hits, giving warning that danger is imminent. As the storm passes the Ibis is the first to reappear, a sign that clear skies are approaching.

IZUNDU ADDING DEPTH FOR CANES

Sophomore Ebuka Izundu recorded 16 points, six rebounds, a block and a steal in 27 minutes at NC State on Feb. 4, sparking his season offensively. Since that game, Izundu has had eight points against both Virginia Tech and Louisville, and 12 vs. Clemson.

Prior to the game against the Wolfpack, Izundu totaled 13 points, 28 rebounds (3.1/g), six blocks (0.7/g) and had no steals in the first nine ACC games of the season. He was 6-of-16 from the field and 1-of-4 at the line in the first nine league outings. As a rookie, Izundu totaled 10 points, two rebounds, two blocks and two steals in his six ACC appearances.

REED SERVING AS MARKETING INTERN

Senior Davon Reed will graduate in May with a degree in sports administration with a minor in marketing and communications. Since June of 2016, Reed has been an intern in the athletics marketing department, assisting the execution of strategic marketing planning for athletics programs with a focus on increasing attendance, game atmosphere and fan experience at Hurricane athletics events.

FACES IN THE CROWD

Miami's game against Duke brought out some heavy hitters to the Watsco Center: Former Miami Heat star Ray Allen, retired Yankee and UM trustee Alex Rodriguez, former Florida Governor Jeb Bush, Heat forward Chris Bosh and Heat owner Micky Arison, while Duke alum Grant Hill called the game for CBS.

NEW ROLES FOR THE HURRICANES

Of Miami's nine available scholarship players, four are freshmen who did not play for UM last season, and only three of the returners played significant minutes for the Canes.

Miami's lack of experience not only equates to minutes played, but also to experience at their current position. Every player on the team has a new role this season, except senior forward Kamari Murphy. Ja'Quan Newton was the 2015-16 sixth man, and is now the Canes' starting point guard. Davon Reed was a third option offensively as a junior, but is now a primary option.

Returners - MPG in 2016-17 / MPG in 2015-16

Newton - 31.4 / 22.7	Reed - 35.2 / 28.8
Lawrence - 25.8 / 12.0	Murphy - 29.5 / 24.9
Izundu - 13.0 / 5.3	

Newcomers - MPG in 2016-17 / MPG in 2015-16

Brown - 31.9 / DNP	Vasiljevic - 17.3 / DNP
Huell - 17.9 / DNP	Miller - 3.7 / DNP

LARRAÑAGA WINS 600TH CAREER GAME

Coach Jim Larrañaga won his 600th career game at Pittsburgh on Jan. 14. In 33 seasons as a head coach, Larrañaga's 600 wins place him at 47th in all-time NCAA victories and 14th among active coaches (as of games through Jan. 12). Of those 14, five are in the Naismith Memorial Basketball Hall of Fame, including four from the Atlantic Coast Conference. In his career, Coach L has won 27 games at American International, 170 at Bowling Green, 273 at George Mason and 138 at Miami. He is one of 15 coaches all-time with 100 or more wins at three D-I schools, four of whom are actively coaching.

WHAT'S TRENDING, INDIVIDUALLY

Freshman guard Bruce Brown has scored in double digits in nine of the last 14 outings, including his 30 points against UNC and 25 against Duke. He has grabbed at least four rebounds in 24 of 30 games, has eight-or-more in seven outings and pulled down double-digit boards in two contests. He has at least two assists in 22 contests, with five-plus in 12 outings.

Freshman Dewan Huell has scored in 16 of the last 17 games and has a rebound in 15 straight outings.

Sophomore Ebuka Izundu has multiple rebounds in all but

three games this season. Izundu has scored eight-plus points in four of the last nine outings.

Sophomore guard Anthony Lawrence, Jr., has swiped at least one steal in each game but 10, and had three-or-more in six outings. He has hit a 3-pointer in 17 games.

Redshirt senior forward Kamari Murphy has recorded a trio of double-doubles (vs. Wofford, vs. NC State, at Virginia). He has pulled down double-digit boards in eight outings. He has a block in 11 of the last 17 games. He has scored double digit points in five of the last eight games.

Junior point guard Ja'Quan Newton has recorded five 20-point games this season. He has scored 11-plus points in every game but six. Newton has three steals in a trio of games and has dished out three-or-more assists in 14 outings. He has made at least one free throw in every game but three (GW, Pitt, Virginia Tech).

Senior guard Davon Reed has scored in double digits 25 times this season, including 22 of the last 26 games. He has scored 20-plus in seven outings this season. He has grabbed five-plus rebounds in 15 games. Reed has hit at least one shot from long range in every game but vs. Duke, with multiple threes in 20 contests, led by seven at NC State and five at Duke and FAU. He has multiple threes in 16 of the last 22 games. He has three-plus assists in 15 games.

Freshman DJ Vasiljevic has drained three or more shots from 3-point range in six games and has hit a three in all but six outings (Florida, Rutgers, FAU, Duke, NC State, Duke).

CAREER TRIPLE-DOUBLES

Bruce Brown

11p 11r 10a	vs. SC State, 12-6-16
-------------	-----------------------

CAREER DOUBLE-DOUBLES

Bruce Brown

11p 11r 10a	vs. SC State, 12-6-16
14p 12r	vs. George Washington, 12-22-16

Kamari Murphy

10p 11r	at #18 Virginia, 2-20-17	ACC
11p 10r	vs. NC State, 12-31-16	ACC
14p 10r	vs. Wofford, 12-3-16	
11p 13r	vs. Buffalo, 3-17-16	NCAA T
10p 10r	at Texas (at OSU)	

Davon Reed

10p 12r	vs. Buffalo, 3-17-16	NCAA T
10p 12r	at Richmond, 3-24-15	NIT

CAREER 30-POINT GAMES

Bruce Brown

30	vs. North Carolina, 1-28-17	ACC
----	-----------------------------	-----

CAREER 20-PLUS POINT GAMES

Bruce Brown

30	vs. North Carolina, 1-28-17	ACC
25	vs. Duke, 2-25-17	ACC

Ja'Quan Newton

23	vs. Boston College, 1-27-17	ACC
22	vs. Columbia, 12-28-16	
21	vs. NC State, 12-31-16	ACC
21	vs. #21/22 Iowa State, 11-25-16	
20	vs. Stanford, 11-24-16	
20	vs. Charleston, 12-19-15	

Davon Reed

26	at NC State, 2-4-17	ACC
24	at Wake Forest, 1-18-17	ACC
22	at #15/17 Florida State, 3-4-17	ACC
21	vs. Georgia Tech, 2-15-17	ACC
21	vs. Notre Dame, 1-12-17	ACC
21	vs. FAU, 12-16-16	
21	vs. Virginia, 2-22-16	ACC
20	vs. NC State, 12-31-16	ACC



COACHING COORDINATORS FOR MIAMI

Miami's assistant coaching staff is set up in a coordinator system, with Jamal Brunt as the offensive coordinator, Chris Caputo manning the defense and Adam Fisher handling the scout for every opponent. James Johnson is the dean of discipline.

LARRAÑAGA AND CAPUTO TOGETHER 15 YEARS

This season head coach Jim Larrañaga and associate head coach Chris Caputo begin their 15th season on sidelines together, dating back to their time at George Mason University. Caputo started on Coach L's staff as the video coordinator for the 2002-03 season, and along the way, the native of Elmhurst, N.Y., was an assistant coach and is now the associate head coach for the Hurricanes. Caputo helped the 2006 GMU team to the NCAA Final Four and has made five total NCAA Tournament appearances with Larrañaga. Both Caputo and Larrañaga attended Archbishop Molloy High School (N.Y.) and played for legendary head coach Jack Curran.

LARRAÑAGA CONTRACT EXTENDED THROUGH 2022

The University of Miami extended Coach Jim Larrañaga's contract through May 31, 2022, Director of Athletics Blake James announced in September 2014. Larrañaga first signed a five-year contract in April 2011, then was granted a three-year extension in 2012.

MIAMI BOASTS THREE TOP 15 WINNINGEST COACHES

Miami is the only FBS school with head coaches in football, men's basketball and baseball that rank among the 15 winningest active coaches in their respective sports. Basketball coach Jim Larrañaga is No. 14 with 608 wins, football coach Mark Richt is No. 10 with 154 victories and baseball coach Jim Morris is third with 1,535 games won.

ROOKIE MCCLELLAN SIGNS WITH WIZARDS

In June, former Cane Sheldon McClellan signed a partially guaranteed contract with the Washington Wizards, and on the NBA's opening day, the NBA rookie played in his first professional game. The contract of McClellan became fully guaranteed for the Wizards in January, locking in the undrafted rookie for the rest of the season.

McClellan made his first NBA start on Nov. 12 vs. Chicago, in just his fifth professional game played. Against the Bulls, he scored 15 points in 35 minutes played. "Mac" is averaging 3.0 points per game and hitting 36.5 percent from the field in his 10.6 minutes per game.

PRO CANES

James Jones	Cleveland Cavaliers
Sheldon McClellan	Washington Wizards
Jimmy Graham	Seattle Seahawks
Erik Swoope	Indianapolis Colts
Trey McKinney Jones	Fort Wayne Mad Ants (D-League)
Garrius Adams	Bashkimi (Kosovo)
Rion Brown	Katja Basket (Finland)
Ivan Cruz Uceda	Cafes Candelas Breogan Lugo (Spain)
Guillermo Diaz	San Lorenzo de Almagra (Argentina)
Julian Gamble	Telekom Baskets Bonn (Germany)
Malcolm Grant	KK Tajfun Sentjur (Slovenia)
Tonye Jekiri	Bandirma Kirmizi (Turkey)
Reggie Johnson	Mono Vampire Bangkok (Thailand)
DeQuan Jones	Lille Metropole Basket (France)
Kenny Kadji	Trabzonspor Medical Park Basketbol (Turkey)
Donnavan Kirk	Fukuoka Rizing (Japan)
Shane Larkin	Saski Baskonia Vitoria (Spain)
Angel Rodriguez	Cholet (France)
Durand Scott	Enel Basket Brindisi (Italy)

REED TABBED TO NABC HONORS COURT

Senior Davon Reed was tabbed to the National Association of Basketball Coaches (NABC) 2015-16 NABC Honors Court, recognizing those student-athletes who excelled in academics during the past season.

WAARDENBURG ADDED TO CANES SQUAD

New Zealand native Sam Waardenburg has signed a grant-in-aid agreement with the University of Miami men's basketball team. Waardenburg, a forward from Henderson, New Zealand, has joined and is practicing with the team, but is expected to begin competition with the Hurricanes for the 2017-18 season.

CANES HOOPS PLAYERS IN THE NFL

Two former Hurricane basketball student-athletes made moves in the NFL this season. Jimmy Graham played his second season with the Seattle Seahawks and Erik Swoope played his first season with the Indianapolis Colts after being on the practice squad for two years. Graham, who played one season of football at Miami, recorded 923 yards and six touchdowns on 65 receptions for the Seahawks this season. Swoope, who never played organized football prior to his NFL career, tallied 297 yards and one touchdown from 15 receptions in his first season on an active roster in the pros.

MILESTONES FOR THE CANES

600 Victories - Coach Larrañaga recorded his 600th career win on Jan. 14 at Pitt. With 600 wins, he is one of five ACC coaches with 600 victories, and the other four men are in the Basketball Hall of Fame.

1,000 Games Overall, 200 at Miami - Coach Larrañaga opened the 2016-17 season just 21 shy of 1,000 career games coached. Miami's 21st game of the season was vs. Florida State on Feb. 1. Prior to Miami, he coached 53 games at American International, 314 at Bowling Green and 437 at George Mason. Miami's game against Georgia Tech was Coach L's 200th career game at UM.

100 Blocks - With one swat against Syracuse, redshirt senior Kamari Murphy recorded his 100th career block. He had 61 at Oklahoma State before coming to Miami as a junior.

1,000 Points - In his 109th game at The U, senior guard Davon Reed scored 17 points against George Washington, solidifying his name in Miami's 1,000-point club. He is the 37th Hurricane to score 1,000 points.

100 Games - Seniors Kamari Murphy and Davon Reed each played in their 100th career game at North Florida on Nov. 16, 2016. Murphy, a redshirt senior, played in 66 games at Oklahoma State before coming to Miami as a junior. All of Reed's games are at UM.

1,000 Program Wins - With a 78-67 win over Columbia on Dec. 28, 2016, the University of Miami men's basketball program earned its 1,000th program victory. Current Coach Jim Larrañaga has helped UM to both its 900th victory, a 73-58 win over Hawaii on Dec. 22, 2012, and the 1,000th win, over Columbia.

LARRAÑAGA GRADUATES CANES

All four Hurricane seniors graduated from Miami following the 2015-16 campaign. In May 2015 Sheldon McClellan earned his bachelor of liberal arts degree and in December Angel Rodriguez earned his bachelor's of education degree with a major in sports administration and a minor in sociology, the same degree Ivan Cruz Uceda and Tonye Jekiri both completed in May. Now all four men are playing professional basketball, with McClellan in the NBA (Wizards) and Rodriguez (France), Jekiri (Turkey) and Cruz Uceda (Spain) all overseas.

REED IN MIAMI'S CAREER RECORD BOOKS

In his fourth year at The U, senior Davon Reed is making his way into the UM career record books.

SCORING

1. Rick Barry, 1962-65	2,298
15. James Jones, 1999-03	1,356
16. Mike Wittman, 1964-67	1,319
17. Davon Reed, 2013-17	1,310

3-POINT FIELD GOALS MADE, CAREER

1. Jack McClinton, 2006-09	286
6. Adrian Thomas, 2005-11	204
7. Davon Reed, 2013-p	196

CONSECUTIVE GAMES WITH 3-POINT FG MADE, CAREER

1. Malcolm Grant, 2011-12	35
Jack McClinton, 2008-09	35
5. Davon Reed, 2016-17	27

GAMES STARTED, CAREER*

1. Durand Scott, 2009-13	125
9. Mario Bland, 1998-00	97
10. Davon Reed, 2013-p	96

GAMES PLAYED, CAREER

1. Tonye Jekiri, 2012-16	139
5. Julian Gamble, 2008-13	129
6. Davon Reed, 2013-p	128

MINUTES PLAYED, CAREER*

1. Durand Scott, 2009-13	4,238
4. Darius Rice, 2000-04	3,727
5. Davon Reed, 2013-p	3,571

CANES VS. OPPONENT IN NATIONAL STATS (as of 3/4)

Category	Miami Rank	In ACC	Actual
Fewest Fouls	8	2	452
Personal Fouls Per Game	10	3	15.6
Scoring Defense	22	2	63.3
Rebound Margin	37	3	5.3
Field-Goal Percentage Defense	42	4	40.9
Won-Lost Percentage	60	7	69.0
Scoring Margin	62	7	7.3
Blocked Shots Per Game	88	9	4.0
Three Pt FG Defense	90	5	33.2
Field-Goal Percentage	102	9	45.8
Fewest Turnovers	106	11	371
Total Blocks	106	10	116
Free-Throw Percentage	111	7	72.2
Offensive Rebounds Per Game	112	4	11.38
Total Rebounds Per Game	127	6	36.76
Turnovers Per Game	137	12	12.8
3-Point Field-Goal Percentage	139	13	35.9
Steals Per Game	146	7	6.5
Total Steals	152	8	189
Defensive Rebounds per Game	170	11	25.38
Total Rebounds	196	8	1,066
Turnover Margin	226	11	-0.7
Scoring Offense	238	13	70.6
Free Throws Made	239	13	399
Assist Turnover Ratio	245	15	0.95
Assists Per Game	264	15	12.1
Free Throw Attempts	271	12	553
Turnovers Forced	273	11	12.07
Three-Point Field Goals Per Game	274	14	6.3
Total Assists	282	15	352
Total 3-point FGM	286	14	183
3-pt Field Goal Attempts	315	13	510



NAVY SEALS TRAINING

The Miami basketball team went through a two-day training session with the Navy Seals on the UM campus in late August. The team worked out on both the land and in the swimming pool. Check out the highlight video here: https://youtu.be/VCZ_9t2FVR0.

2017-18 ROSTER HAS SIX TOP-100 RECRUITS

Miami has signed three ESPN Top 100 recruits for the class of 2017, including McDonald's All-American and Jordan Brand Classic All-American No. 18 Lonnie Walker from Reading, Pa., No. 46 Chris Lykes from Bowie, Md., and No. 92 Deng Gak from Blairstown, N.J. New Zealander Sam Waardenburg also joins the class, and is practicing with the team this spring. This marks the second straight Miami recruiting class with at least two ESPN Top 100 players, following last year's signing of Bruce Brown (26) and Dewan Huell (28).

Walker is a 6-foot-5-inch shooting guard from Reading, Pa., with great ball handling skills and is Miami's highest-ranked recruit in program history. Lykes is a 5-foot-6-inch explosive do-it-all point guard from Bowie, Md., who plays at Gonzaga College (D.C.) High School. Gak is a 6-foot-11-inch forward playing his prep ball at Blair Academy in New Jersey.

The 2017 trio will join current ESPN Top 100 Hurricanes Bruce Brown (No. 26 in 2016), Dewan Huell (No. 28 in 2016) and Ja'Quan Newton (No. 58 in 2014) in the fall of 2017. In just six seasons at The U, Larrañaga has recruited six of Miami's 11 ESPN Top 100 players since 2007.

ESPN Top 100 Players on 2017-18 Roster

18 Lonnie Walker - 2017	26 Bruce Brown - 2016
46 Chris Lykes - 2017	28 Dewan Huell - 2016
92 Deng Gak - 2017	58 Ja'Quan Newton - 2014

Miami's ESPN Top 100 Players, Since 2007

18 Lonnie Walker - 2017	53 Edwin Rios - 2007
26 Bruce Brown - 2016	58 Ja'Quan Newton - 2014
28 Dewan Huell - 2016	83 Garrius Adams - 2009
28 DeQuan Jones - 2008	88 Donnavan Kirk - 2009
43 Durand Scott - 2009	92 Deng Gak - 2017
46 Chris Lykes - 2017	

- Recruits under Coach L are in italics

BROWN RECORDS PROGRAM'S SECOND TRIPLE-DOUBLE

Freshman guard Bruce Brown recorded a triple-double with 11 points, 11 rebounds and 10 assists against South Carolina State on Dec. 6. It was the second triple-double in program history at Miami, the 11th in the NCAA this season,

fourth by a Power 6 player, second by a freshman (De'Aaron Fox, Kentucky) and the 23rd in ACC history.

In 2004, Miami's Anthony King recorded the school's first triple-double with 11 points, a school-record 13 blocks and 10 rebounds against FAU.

LARRAÑAGA ONE OF THE BEST

All stats below are prior to the 2016-17 season.

Among active coaches, Jim Larrañaga is the 11th-winningest coach in the country at major schools with 588 victories, and is ranked No. 42 on the list of all-time winningest coaches at major schools. Among the seven ACC coaches with five-plus years in the league, in their first five years at their current school, Coach L is second in overall wins (118), overall winning percentage (.674), ACC victories (54), winning percentage in ACC games only (.614). Among all-time ACC coaches (includes only seasons coaching at ACC schools during years as ACC member), Coach L is ranked No. 25 all-time in ACC wins and No. 29 all-time in overall wins, in just five years in the league. He is ninth all-time in winning percentage in ACC games only (.614).

MIAMI BASKETBALL - THE EARLY YEARS

The University of Miami basketball program was dormant for 14 years from 1971-1985. In 1983 Director of Athletics Sam Jankovich announced the resurrection of men's basketball at Miami, with the reinstatement vote by the UM Board of Trustees on Oct. 12, 1983. Head coach Bill Foster was hired March 21, 1984, adding assistants Clint Bryant, Seth Greenberg and Cesar Odio by July 1. On Oct. 15, 1984 the first men's basketball practice in 12 years was held on the patio in the center of campus, viewed by more than 200 students. Miami defeated The Citadel, 85-77, on Nov. 22, 1985, in the first game of the new era of UM basketball. Tim Harvey was the staff's first recruit, a 6-10, 240-pound center from Plainfield, N.J., who transferred from Georgia Tech.

GRADUATION RATE ABOVE NATIONAL AVERAGE

UM student-athletes posted a Graduation Success Rate (GSR) of 90 percent, the NCAA announced in November. The figures released by the NCAA show that the Hurricanes are above the national average of 84 percent. Miami's GSR rate is tied for 15th among Football Bowl Subdivision (FBS) institutions. The men's basketball team posted a GSR score of 91 percent, which is above the national average, and is tied for 18th among FBS schools.

BECKNER NAMED ACC BASKETBALL LEGEND

Forward Wayne Beckner (1962-65) has been named Miami's 2017 ACC Basketball Legend. Beckner served as the Hurricanes' team captain for both the 1963-64 and 1964-65 seasons. The 6-foot-5-inch Flora, Ind., native finished his collegiate career with 960 points, 386 field goals made and 538 rebounds. Beckner was a career 83 percent free-throw shooter, and his Miami tenure included a game in which he connected on 18 field goal attempts (versus Tampa in 1965) and another in which he pulled down 24 rebounds (versus Rollins in 1963). Beckner averaged 18.3 points per game and 8.2 rebounds per game for the 1964-65 season, helping to lead the Hurricanes to a 22-4 record. Miami earned postseason appearances in the NIT in both Beckner's sophomore and junior seasons.

2016-17 STARTERS BY GAME

WCU	Newton	Lawrence	Reed	Izundu	Murphy
UNF	Newton	Lawrence	Reed	Izundu	Murphy
Penn	Newton	Brown	Reed	Lawrence	Murphy
Stanford	Newton	Lawrence	Reed	Izundu	Murphy
Iowa St.	Newton	Lawrence	Reed	Izundu	Murphy
Florida	Newton	Brown	Reed	Lawrence	Murphy
Rutgers	Newton	Brown	Reed	Huell	Murphy
Wofford	Newton	Brown	Reed	Huell	Murphy
SC State	Newton	Brown	Reed	Huell	Murphy
FAU	Newton	Brown	Reed	Huell	Murphy
GWU	Newton	Brown	Reed	Huell	Murphy
Columbia	Newton	Brown	Reed	Huell	Murphy
NC State	Newton	Brown	Reed	Huell	Murphy
Syracuse	Newton	Brown	Reed	Huell	Murphy
ND	Newton	Brown	Reed	Huell	Murphy
Pitt	Newton	Brown	Reed	Huell	Murphy
WFU	Newton	Brown	Reed	Huell	Murphy
Duke	Newton	Brown	Reed	Huell	Murphy
BC	Newton	Brown	Reed	Lawrence	Murphy
UNC	Newton	Brown	Reed	Lawrence	Murphy
FSU	Newton	Brown	Reed	Lawrence	Murphy
NCST	Newton	Brown	Reed	Huell	Murphy
VT	Newton	Brown	Reed	Huell	Murphy
UofL	Newton	Brown	Reed	Huell	Murphy
GT	Izundu	Brown	Reed	Lawrence	Murphy
Clemson	Izundu	Brown	Reed	Lawrence	Murphy
Virginia	Izundu	Brown	Reed	Lawrence	Murphy
Duke	Izundu	Brown	Reed	Lawrence	Murphy
VT	Izundu	Brown	Reed	Lawrence	Murphy
FSU	Newton	Brown	Reed	Lawrence	Murphy

RECORD BY STARTING LINEUP

Newton, Brown, Reed, Huell, Murphy	10-5
Newton, Brown, Reed, Lawrence, Murphy	3-3
Newton, Reed, Lawrence, Murphy, Izundu	3-1
Brown, Reed, Lawrence, Murphy, Izundu	4-1

MIAMI INDIVIDUAL HIGHS	
Points	30, Bruce Brown, vs. North Carolina, 1/28
Field Goals Made	11, Bruce Brown, vs. Duke 2/25
Field Goal Attempts	18, Bruce Brown, vs. Duke 2/25
3-Point FG Made	7, Davon Reed, at NC State, 2/4
3-Point FG Attempts	12, DJ Vasiljevic, at Syracuse, 1/4
Free Throws Made	10, Bruce Brown, vs. North Carolina, 1/28
Free Throw Attempts	13, Bruce Brown, vs. North Carolina, 1/28
Rebounds	15, Kamari Murphy, at Duke, 1/21
Assists	12 (2x), last Bruce Brown, vs. George Washington, 12/22
Blocks	3 (10x), Last by Dewan Huell, vs. Virginia Tech, 2/8

OPPONENT INDIVIDUAL HIGHS	
Points	31, Dennis Smith Jr., at NC State, 2/4
Field Goals Made	10, Dennis Smith Jr., at NC State, 2/4
Field Goal Attempts	20, Luke Kennard, vs. Duke 2/25
3-Point FG Made	8, Ty Outlaw, at Virginia Tech, 2/27
3-Point FG Attempts	10 (3x), last Ty Outlaw, at Virginia Tech, 2/27
Free Throws Made	9, John Collins, at Wake Forest, 1/18
Free Throw Attempts	10, Kasey Hill, vs. Florida, 11/27
Rebounds	12, Amile Jefferson, at Duke, 1/21
Assists	10, John Gillon, at Syracuse, 1/4
Blocks	5, Omer Yurtseven, at NC State, 2/4

MIAMI HIGHS	
Points	94, at North Florida, 11/16
Points/Half	51 (2nd), vs. Western Carolina, 11/11
Field Goals Made	37, at North Florida, 11/16
Field Goal Att.	68, at North Florida, 11/16
Field Goal Pct.	55.6, at Pittsburgh, 1/14
3-Point FG Made	11 (2x), last at NC State, 2/4
3-Point FG Att.	26, at Syracuse, 1/4
Free Throws Made	24 (2x), vs. North Carolina, 1/28
Free Throw Att.	36, vs. Western Carolina, 11/11
Rebounds	52, vs. Western Carolina, 11/11
Assists	24, vs. South Carolina State, 12/6
Steals	11, vs. Penn, 11/19
Blocks	12, vs. Notre Dame, 1/12
Turnovers	20, vs. Columbia, 12/28
Bench Points	39, at North Florida, 11/16
Victory Margin	49, vs. Western Carolina, 11/11

OPPONENT HIGHS	
Points	96, at Wake Forest, 1/18
Points/Half	55 (2nd), vs. Boston College, 1/25
Field Goals Made	30, at Wake Forest, 1/18
Field Goal Att.	67 (2x), last vs. Notre Dame, 1/12
Field Goal Pct.	57.7, at Wake Forest, 1/18
3-Point FG Made	11 (2x) last at Louisville, 2/11
3-Point FG Att.	33, vs. Western Carolina, 11/11
Free Throws Made	27, at Wake Forest, 1/18
Free Throw Att.	33, at Wake Forest, 1/18
Rebounds	46, vs. Duke 2/25
Assists	18, vs. Columbia, 12/28
Steals	11, vs. Florida State, 2/1
Blocks	11 (2x), at NC State, 2/4
Turnovers	21, vs. Penn, 11/19
Bench Points	35, at North Florida, 11/16
Victory Margin	18, vs. Florida State, 2/1

MIAMI LOWS	
Points	54, at Virginia, 2/20
Points/Half	20 (1st half), at Virginia, 2/20
Field Goals Made	15, at Virginia, 2/20
Field Goal Att.	38, vs. Georgia Tech, 2/15
Field Goal Pct.	36.0, vs. Iowa State, 11/25
3-Point FG Made	1, vs. Duke 2/25
3-Point FG Att.	8, vs. Duke 2/25
Free Throws Made	2 (2x), last at Pittsburgh, 1/14
Free Throw Att.	3, at Pittsburgh, 1/14
Rebounds	26 (3x), last at Virginia Tech, 2/27
Assists	5, vs. Florida State, 2/1
Steals	3 (2x), at Wake Forest, 1/18
Blocks	1 (3x), last at Virginia Tech, 2/27
Turnovers	6, vs. George Washington, 12/22
Bench Points	0, at Duke, 1/21
Victory Margin	1, vs. Boston College, 1/25

OPPONENT LOWS	
Points	43, vs. Western Carolina, 11/11
Points/Half	14 (1st), vs. South Carolina State, 12/6
Field Goals Made	16, at Virginia, 2/20
Field Goal Att.	37, at Virginia Tech, 2/27
Field Goal Pct.	25.4, vs. Western Carolina, 11/11
3-Point FG Made	3 (6x), last at Virginia, 2/20
3-Point FG Att.	9, vs. Florida, 11/27
Free Throws Made	2 (2x), vs. Georgia Tech, 2/15
Free Throw Att.	3 (2x), vs. Georgia Tech, 2/15
Rebounds	17, vs. Georgia Tech, 2/15
Assists	6, vs. South Carolina State, 12/6
Steals	2 (2x), last vs. North Carolina, 1/28
Blocks	0, at Virginia Tech, 2/28
Turnovers	6, vs. Notre Dame, 1/12
Bench Points	2, at NC State, 2/4
Victory Margin	5 (3x), last at Virginia Tech, 2/27



STEVE EDWARDS TO BE INDUCTED INTO UMSHOF

University of Miami Sports Hall of Fame has announced its class of 2017 inductees, which includes Steve Edwards, who played basketball at Miami from 1992-96. One of the most prolific long-range shooters in Miami history, Edwards still ranks second in the record books with 265 career 3-point field goals, a mark that is still the BIG EAST Conference record. Edwards, a two-time honoree as "Mr. Basketball" in the state of Florida, was named to the conference all-freshman team in his first year for UMSHoF member Coach Leonard Hamilton. Plagued by injuries his whole career, he still led Miami in scoring in three of his four seasons and ranks 13th all-time with 1,393 points and is 10th in career steals. "Stevie" led the Canes to their first post-season appearance (1994-1995) since the rebirth of the basketball program and back-to-back-winning seasons.

ATTITUDE, COMMITMENT AND CLASS

Attitude, commitment and class are the cornerstone values of the Miami basketball program. Attitude: Be positive. Life is 10% what happens to you and 90% how you react to it. Commitment: Make a total and unconditional commitment to our program. Be passionate about what you do. Class: Show pride and respect in yourself and our program. Be the best you can be in thought, word and deed.

RECRUITING THE STATE OF MIAMI

Coach Jim Larrañaga has put great emphasis on recruiting the "state of Miami." UM's recruits from Florida in the past five years include Shane Larkin (Orlando), Tonye Jekiri (Hialeah), Angel Rodriguez (Miami), Joe Thomas (Miami), Anthony Lawrence (St. Petersburg), Dewan Huell (Miami).

10 COMMITMENTS OF MIAMI BASKETBALL

We will set our defense every time.
We will pressure the man with the ball.
We will pack the lane to prevent penetration.
We will contest all shots, hands high. Without fouling.
We will block out, rebound and run.
We will run for layups and open threes.
We will share the ball.
We will penetrate the defense.
We will create good shots both inside and outside.
We will attack the offensive boards.

CORAL GABLES AND MIAMI FACTS

The Florida city of Coral Gables, situated just a few miles southwest of Miami, is part of Miami-Dade County. Incorporated in 1925, Coral Gables was created as a fully-planned community by George Merrick, who envisioned an upscale Miami suburb with large elements of Mediterranean-style architecture to highlight the region's Spanish influence. In 1925, roughly simultaneous to the founding of Coral Gables, the city was selected as the home to the University of Miami, which was constructed that year on 240 acres of land just west of U.S. Route 1, approximately two miles south of downtown Coral Gables.

The average temperature in Coral Gables is 75 degrees.

Coral Gables averages 300 days of sunshine per year.

The Venetian Pool, located in Coral Gables, is acclaimed as "the world's most beautiful public swimming pool."

Miami has 84 miles of beaches.

Miami is the most southerly major city in the continental United States.

Miami is the consistently ranked by Dr. Beach's top 10 beaches in the U.S.

Miami is the only major city to be founded by a woman - Julia Tuttle.

Bordered by The Everglades National Park & Biscayne National Park, Miami is the only city in the US that is bordered by two national parks.

Miami is home to 150+ ethnicities and 60+ languages.

Memorable films made in Miami: Scarface, True Lies, 2 Fast 2 Furious, Bad Boys series, Caddyshack, The Bodyguard.

TV shows set/filmed in Miami: Miami Vice, Burn Notice, Dexter, The Golden Girls.

MIAMI VS. RANKED TEAMS UNDER COACH L

[] Miami rank () Opponent rank
AP/USA TODAY

2011-12

12/06/11	Memphis (21/20)	L	71-54
1/07/12	at Virginia * (21/23)	L	52-51
1/10/12	at North Carolina * (3/3)	L	73-56
2/05/12	[RV-] at Duke * (7/5)	OTW	78-74
2/11/12	at Florida State * (15/17)	L	64-59
2/15/12	North Carolina * (8/7)	L	73-64
2/26/12	Florida State * (15/16)	W	78-62
3/09/12	vs. Florida State (17/17)	L	82-71

2012-13

11/28/12	Michigan State (13/14)	W	67-59
12/23/12	vs. Arizona (4/5)	L	69-50
1/23/13	[25/RV] Duke * (1/1)	W	90-63
2/2/13	[14/15] at NC State * (19/19)	W	79-78
3/2/13	[5/7] at Duke * (3/3)	L	79-76
3/28/13	[5/4] vs. Marquette (15/16)	L	71-61

2013-14

1/04/14	at Syracuse * (2/2)	L	49-44
1/22/14	Duke * (18/18)	L	67-46
1/25/14	Syracuse * (2/2)	L	49-44
2/05/14	Pittsburgh * (25/22)	OT L	59-55
2/26/14	at Virginia * (12/11)	L	65-40

2014-15

11/17/14	[RV] at Florida (8/7)	W	69-67
12/2/14	[15] Illinois ! (24/25)	W	70-61
1/3/15	Virginia * (3/3)	2OT L	80-89
1/13/15	at Duke * (4/4)	W	90-74
1/17/15	at Notre Dame * (12/12)	L	70-75
2/3/15	Louisville * (9/8)	L	55-63
2/21/15	at Louisville (12/12)	L	53-55
2/28/15	North Carolina (15/18)	L	64-73
3/12/15	Notre Dame (11/9)	L	63-70

2015-16

11/20/15	[RV/RV] vs. Utah (16)	W	90-66
11/22/15	[RV/RV] vs. Butler (22/20)	W	85-75
01/12/16	[8/9] at Virginia (11/13)	L	58-66
01/25/16	[15/13] vs. Duke (24/20)	W	80-69
02/20/16	[11/10] at UNC (5/4)	L	71-96
02/22/16	[12/11] vs. Virginia (3)	W	64-61
02/27/16	[12/11] vs. Louisville (11)	W	73-65

2016-17

11/25/16	#21/22 Iowa State	L	56-73
1/12/17	#20 Notre Dame	L	62-67
1/21/17	at #18 Duke	L	58-70
1/28/17	#9/6 North Carolina	W	77-62
2/1/17	#15/16 Florida State	L	57-75
2/11/17	at #4 Louisville	L	66-71
2/20/17	at #18/19 Virginia	OT W	54-48
2/25/17	#10/11 Duke	W	55-50
3/4/17	[25] at #15/17 Florida State	L	57-66

MIAMI'S LARGEST IN 2016-17

	Non-Conference	ACC
Lead	57, WCU	28, at Pitt
Deficit	21, vs. #21/22 Iowa State	23, at Wake Forest
Margin of Victory	49, vs. WCU	26, at Pitt
Margin of Defeat	17, vs. #21/22 Iowa State	18, Florida State
Halftime Lead	28 (2x) last vs. SC State	17, vs. North Carolina
Halftime Deficit	6, vs. #21/22 Iowa State	14, at Wake Forest
Deficit in Win	4, vs. Penn	12, at NC State
Halftime Deficit in Win	--	9, at NC State
Lead in Loss	8, vs. Florida	14, at Louisville
Halftime Lead in Loss	--	11, at Duke

2016-17 LED (TIED) THE TEAM IN ...

	Points	Rebounds	Assists	Steals	Blocks
Bruce Brown	4 (1)	5 (3)	11 (4)	5 (7)	1 (6)
Dewan Huell		1 (2)		(3)	10 (7)
Ebuka Izundu	1				2 (9)
Anthony Lawrence	1		1 (2)	6 (4)	1 (5)
Rodney Miller					(1)
Kamari Murphy	1	16 (4)		(1)	3 (6)
Ja'Quan Newton	8 (1)	1	8 (4)	3 (3)	
Davon Reed	12	3	3 (5)	7 (2)	2 (3)
DJ Vasiljevic	2			(3)	

Player	10+ pts	20+ pts	7+ rebs	2+ blks	4+ asts	3+ stls
Bruce Brown	18	2	10	4	15	4
Dewan Huell	6		5	4		
Ebuka Izundu	4		1	6		
Anthony Lawrence	9		2	2	3	6
Rodney Miller						
Kamari Murphy	8		18	4		
Ja'Quan Newton	21	5	2		10	3
Davon Reed	24	7	7	4	9	7
DJ Vasiljevic	7					

AP TOP 25

Feb. 27, 2017

1	Kansas (58)	26-3	1,618
2	Villanova (2)	27-3	1,487
3	UCLA (3)	26-3	1,474
4	Gonzaga (2)	29-1	1,419
5	North Carolina	25-5	1,381
6	Oregon	26-4	1,343
7	Arizona	26-4	1,223
8	Louisville	23-6	1,176
9	Kentucky	24-5	1,119
10	West Virginia	23-6	1,041
11	Baylor	23-6	923
12	Florida	23-6	807
13	Butler	23-6	795
14	SMU	25-4	738
15	Florida State	23-6	722
16	Purdue	23-6	651
17	Duke	22-7	622
18	Cincinnati	25-4	504
19	Notre Dame	22-7	482
20	Saint Mary's	26-3	445
21	Wichita State	27-4	250
22	Wisconsin	22-7	206
23	Virginia	19-9	194
24	Iowa State	19-9	168
25	Miami	20-8	123

Minnesota 66, Oklahoma State 54, Dayton 32, Michigan 14, Middle Tennessee 13, Creighton 12, USC 7, Michigan State 3, Monmouth 3, VCU 2, Virginia Tech 2, Vermont 2, Arkansas 1, Maryland 1, Princeton 1, BYU 1

USA TODAY COACHES POLL

Feb. 27, 2017

1	Kansas (23)	26-3	790
2	UCLA (3)	26-3	730
2	Villanova (5)	27-3	730
4	Gonzaga (1)	29-1	686
5	North Carolina	25-5	663
6	Oregon	26-4	653
7	Louisville	23-6	600
8	Arizona	26-4	585
9	Kentucky	24-5	578
10	West Virginia	23-6	478
11	Baylor	23-6	461
12	Florida	23-6	382
13	Notre Dame	22-7	334
14	Duke	22-7	315
15	Butler	23-6	314
16	Purdue	23-6	299
17	Florida State	23-6	290
18	Saint Mary's	26-3	273
19	SMU	25-4	269
20	Cincinnati	25-4	210
21	Wisconsin	22-7	185
22	Wichita State	27-4	140
23	Virginia	19-9	138
24	Iowa State	19-9	57
25	Miami	20-8	48

Creighton 44, South Carolina 25, USC 21, Middle Tennessee 20, Oklahoma State 16, Dayton 15, Minnesota 10, Maryland 9, Northwestern 8, Xavier 8, Michigan State 7, California 4, Arkansas 2, Michigan 2, VCU 1



MIAMI TEAM RECORDS

POINTS SCORED

88 vs. Virginia Tech 3/10/16

FIELD GOALS MADE

30 vs. Virginia Tech 3/10/16

30 vs. North Carolina 3/17/13

30 vs. Wake Forest 3/11/10

FIELD GOAL ATTEMPTS

64 vs. Florida State 3/09/12

64 vs. Virginia 3/10/11

64 vs. Virginia 3/10/05

FIELD GOAL PERCENTAGE

.566 (30-53) vs. Virginia Tech 3/10/16

3-POINT FIELD GOALS MADE

12 vs. North Carolina 3/17/13

3-POINT FIELD GOALS ATTEMPTED

29 vs. Virginia 3/10/11

3-POINT FIELD GOAL PERCENTAGE

.545 (12-22) vs. North Carolina 3/17/13

FREE THROWS MADE

26 vs. NC State 3/13/08

FREE THROWS ATTEMPTED

30 vs. NC State 3/13/08

30 vs. NC State 3/16/13

FREE-THROW PERCENTAGE

1.000 (6-6) vs. Boston College 3/09/07

.867 (26-30) vs. NC State 3/13/08

REBOUNDS

47 vs. Virginia 3/10/05

ASSISTS

18 vs. Virginia Tech 3/10/16

STEALS

12 vs. North Carolina 3/11/11

BLOCKED SHOTS

7 vs. Maryland 3/08/07

MIAMI INDIVIDUAL GAME RECORDS

POINTS SCORED

32 Durand Scott vs. NC State 3/16/13

FIELD GOALS MADE

12 Durand Scott vs. NC State 3/16/13

FIELD GOAL ATTEMPTS

19 Guillermo Diaz vs. Duke 3/10/06

FIELD GOAL PERCENTAGE, MIN. 6 MADE

1.000 (6-6) Reggie Johnson vs. Wake Forest 3/11/10

3-POINT FIELD GOALS MADE

6 Trey McKinney Jones vs. North Carolina 3/17/13

3-POINT FIELD GOALS ATTEMPTED

11 Adrian Thomas vs. North Carolina 3/11/11

11 Malcolm Grant vs. Virginia 3/10/11

11 Jack McClinton vs. Virginia Tech 3/14/08

3-POINT FIELD GOAL PERCENTAGE, MIN. 4 MADE

.667 (6-9) Trey McKinney Jones vs. North Carolina 3/17/13

FREE THROWS MADE

10 Anthony King vs. Duke 3/10/06

10 Guillermo Diaz vs. Virginia 3/10/05

FREE THROWS ATTEMPTED

12 Anthony King vs. Duke 3/10/06

12 Guillermo Diaz vs. Virginia 3/10/05

FREE-THROW PERCENTAGE, MIN. 6 MADE

1.000 (8-8) Shane Larkin vs. North Carolina 3/17/13

1.000 (8-8) James Dews vs. NC State 3/13/08

REBOUNDS

14 Anthony King vs. Virginia 3/10/05

ASSISTS

9 Angel Rodriguez vs. Virginia Tech 3/10/16

STEALS

5 Jack McClinton v. NC State 3/13/08

BLOCKED SHOTS

5 Jimmy Graham vs. Maryland 3/8/07

OPPONENT TEAM RECORDS

POINTS SCORED

82 Virginia Tech 3/10/16

82 Florida State 3/09/12

FIELD GOALS MADE

27 North Carolina 3/17/13

FIELD GOAL ATTEMPTS

68 Clemson 3/09/06

FIELD GOAL PERCENTAGE

.520 (26-50) Virginia 3/11/16

3-POINT FIELD GOALS MADE

13 North Carolina 3/17/13

3-POINT FIELD GOALS ATTEMPTED

32 Duke 3/10/06

3-POINT FIELD GOAL PERCENTAGE

.563 (9-16) Florida State 3/09/12

FREE THROWS MADE

28 Virginia Tech 3/10/16

FREE THROWS ATTEMPTED

32 Florida State 3/09/12

FREE-THROW PERCENTAGE

.909 (10-11) North Carolina 3/17/13

REBOUNDS

51 Virginia Tech 3/14/08

ASSISTS

17 NC State 3/13/14

17 North Carolina 3/17/13

17 North Carolina 3/11/11

STEALS

13 Virginia Tech 3/12/10

BLOCKED SHOTS

8 Florida State 3/09/12

OPPONENT INDIVIDUAL GAME RECORDS

POINTS SCORED

32 Tyrese Rice (Boston College) 3/9/07

32 J.R. Reynolds (Virginia) 3/10/05

FIELD GOALS MADE

10 J.R. Reynolds (Virginia) 3/10/05

FIELD GOAL ATTEMPTS

18 T.J. Warren (NC State) 3/13/14

FIELD GOAL PERCENTAGE, MIN. 5 MADE

.750 (6-8) T.J. Warren (North Carolina) 3/16/13

3-POINT FIELD GOALS MADE

6 P.J. Hairston (North Carolina) 3/17/13

6 Scott Wood (NC State) 3/16/13

6 Tyrese Rice (Boston College) 3/9/07

3-POINT FIELD GOALS ATTEMPTED

13 P.J. Hairston (North Carolina) 3/17/13

3-POINT FIELD GOAL PERCENTAGE, MIN. 4 MADE

.800 (4-5) Michael Snaer (Florida State) 3/9/12

.800 (4-5) Malcolm Delaney (Virginia Tech) 3/14/08

FREE THROWS MADE

14 Malcolm Delaney (Virginia Tech) 3/12/09

FREE THROWS ATTEMPTED

15 Malcolm Delaney (Virginia Tech) 3/12/09

15 J.J. Hickson (NC State) 3/13/08

FREE-THROW PERCENTAGE, MIN. 6 MADE

1.000 (8-8) Luke Loucks (Florida State) 3/9/12

REBOUNDS

14 J.J. Hickson (NC State) 3/13/08

14 Akin Akingbala (Clemson) 3/9/06

ASSISTS

10 Kendall Marshall (North Carolina) 3/11/11

STEALS

4 Lorenzo Brown (NC State) 3/16/13

4 Joe Harris (Virginia) 3/10/11

4 Malcolm Delaney (Virginia Tech) 3/12/10

BLOCKED SHOTS

5 Daniel Miller (Georgia Tech) 3/8/12

5 John Henson (North Carolina) 3/11/11

5 Sheldon Williams (Duke) 3/10/06

MIAMI INDIVIDUAL CAREER

POINTS SCORED (GAMES)

124 Durand Scott (9) 2010, 2011, 2012, 2013

FIELD GOALS MADE

49 Durand Scott (9) 2010, 2011, 2012, 2013

FIELD GOAL ATTEMPTS

97 Durand Scott (9) 2010, 2011, 2012, 2013

FIELD GOAL PERCENTAGE, MIN. 20 MADE

.684 (26-38) Julian Gamble (9) 2009, '10, '11, '13

3-POINT FIELD GOALS MADE

17 Malcolm Grant (7) 2010, 2011, 2012

3-POINT FIELD GOALS ATTEMPTED

42 Rion Brown (9) 2011, 2012, 2013, 2014

3-POINT FIELD GOAL PERCENTAGE, MIN. 9 MADE

.500 (11-22) Davon Reed (6) 2014, 2015, 2016

FREE THROWS MADE

25 Malcolm Grant (7) 2010, 2011, 2012

FREE THROWS ATTEMPTED

36 Reggie Johnson (10) 2010, 2011, 2012, 2013

FREE-THROW PERCENTAGE, MIN. 15 MADE

.941 (16-17) Jack McClinton (5) 2007, 2008, 2009

REBOUNDS

65 Reggie Johnson (10) 2010, 2011, 2012, 2013

ASSISTS

27 Malcolm Grant (7) 2010, 2011, 2012

STEALS

13 Durand Scott (9) 2010, 2011, 2012, 2013

BLOCKED SHOTS

12 Jimmy Graham (7) 2006, 2007, 2008, 2009

FRESHMAN RECORDS - GAME - SINCE 2004-05 (ALL GAMES, NOT JUST ACC TOURNAMENT)

Points

30 Bruce Brown vs. North Carolina 01/28/17

Field Goals Made

11 2x, last Bruce Brown vs. Duke 02/25/17

Field Goal Attempts

18 3x, last Bruce Brown vs. Duke 02/25/17

Field Goal Pct, min. 7 made

1.000 (8-8) Reggie Johnson vs. Wake Forest 03/11/10

3-Point Field Goals Made

6 2x, last DJ Vasiljevic at Syracuse 01/04/17

3-Point FG Attempts

12 2x, last DJ Vasiljevic at Syracuse 01/04/17

3-Pt FG Pct, min. 4 made

1.000 (5-5) James Palmer at Virginia Tech 03/07/15

Free Throws Made

10 Bruce Brown vs. North Carolina 01/18/17

Free Throw Attempts

13 Bruce Brown vs. North Carolina 01/18/17

FT Pct, min. 8 made

.800 (8-10) 2x, last Reggie Johnson vs. Duke 03/13/10

Rebounds

14 Dwayne Collins vs. Virginia 02/21/07

Assists

10 2x, last Bruce Brown vs. SC State 12/06/16

Steals

6 2x, last Shane Larkin at North Carolina 01/10/12

Blocked Shots

5 Dwayne Collins vs. Mississippi St. 12/11/06

Minutes

41 Shane Larkin vs. Maryland 02/01/12



ACC GAMES (10-8)

#	Player	gp-gs	min	avg	Total		3-Point		F-Throw		Rebounds				pf	dq	a	to	blk	stl	pts	avg
					fg-fga	fg%	3fg-fga	3fg%	ft-fa	ft%	off	def	tot	avg								
05	Davon Reed	18-18	660	36.7	94-219	.429	46-114	.404	54-63	.857	17	78	95	5.3	35	0	54	39	9	22	288	16.0
11	Bruce Brown	18-18	604	33.6	78-168	.464	22-55	.400	50-68	.735	23	62	85	4.7	49	1	61	40	13	26	228	12.7
00	Ja'Quan Newton	15-13	467	31.1	70-168	.417	4-19	.211	46-66	.697	7	47	54	3.6	29	0	42	55	0	13	190	12.7
21	Kamari Murphy	18-18	560	31.1	54-96	.563	0-0	.000	20-34	.588	40	92	132	7.3	44	1	9	20	13	10	128	7.1
03	Anthony Lawrence	18-9	480	26.7	40-98	.408	20-58	.345	27-36	.750	15	50	65	3.6	39	0	37	21	5	17	127	7.1
04	DJ Vasiljevic	18-0	301	16.7	32-93	.344	26-78	.333	6-10	.600	2	23	25	1.4	6	0	4	5	0	4	96	5.3
20	Dewan Huell	18-9	289	16.1	34-64	.531	0-2	.000	17-30	.567	20	20	40	2.2	28	0	4	16	12	8	85	4.7
15	Ebuka Izundu	18-5	252	14.0	29-59	.492	0-0	.000	10-17	.588	25	32	57	3.2	44	2	4	13	12	3	68	3.8
14	Rodney Miller	6-0	10	1.7	0-1	.000	0-0	.000	1-2	.500	0	0	0	0.0	0	0	0	0	1	0	1	0.2
35	Chris Stowell	2-0	0	0.0	0-0	.000	0-0	.000	0-0	.000	0	0	0	0.0	0	0	0	0	0	0	0	0.0
02	Mike Robinson	3-0	2	0.7	0-0	.000	0-0	.000	0-0	.000	0	0	0	0.0	1	0	0	0	0	0	0	0.0
Team											36	22	58				11					
Total.....		18	3625		431-966	.446	118-326	.362	231-326	.709	185	426	611	33.9	275	4	215	220	65	103	1211	67.3
Opponents.....		18	3625		424-968	.438	125-350	.357	227-311	.730	165	398	563	31.3	288	8	223	200	53	100	1200	66.7

NEUTRAL SITES (2-2) STANFORD (W), IOWA STATE (L), FLORIDA (L), WOFFORD (W)

#	Player	gp-gs	min	avg	Total		3-Point		F-Throw		Rebounds				pf	dq	a	to	blk	stl	pts	avg
					fg-fga	fg%	3fg-fga	3fg%	ft-fa	ft%	off	def	tot	avg								
00	Ja'Quan Newton	4-4	150	37.5	27-50	.540	1-3	.333	16-22	.727	3	6	9	2.3	3	0	15	12	0	5	71	17.8
05	Davon Reed	4-4	139	34.8	13-42	.310	5-19	.263	14-17	.824	4	12	16	4.0	4	0	7	9	0	5	45	11.3
11	Bruce Brown	4-2	115	28.8	13-30	.433	4-11	.364	9-12	.750	9	13	22	5.5	12	1	6	8	0	7	39	9.8
03	Anthony Lawrence	4-3	85	21.3	9-21	.429	4-13	.308	7-8	.875	0	13	13	3.3	13	1	4	7	0	6	29	7.3
21	Kamari Murphy	4-4	128	32.0	10-25	.400	0-0	.000	6-7	.857	9	30	39	9.8	9	0	2	10	4	0	26	6.5
20	Dewan Huell	4-1	78	19.5	8-18	.444	0-0	.000	4-6	.667	6	10	16	4.0	11	0	1	6	2	1	20	5.0
04	DJ Vasiljevic	4-0	67	16.8	5-16	.313	4-12	.333	0-0	.000	0	3	3	0.8	4	0	1	2	1	1	14	3.5
15	Ebuka Izundu	4-2	37	9.3	3-7	.429	0-0	.000	3-4	.750	6	5	11	2.8	8	0	0	5	3	1	9	2.3
14	Rodney Miller	1-0	1	1.0	0-0	.000	0-0	.000	0-0	.000	0	0	0	0.0	0	0	0	0	0	0	0	0.0
Team											4	9	13									
Total.....		4	800		88-209	.421	18-58	.310	59-76	.776	41	101	142	35.5	64	2	36	59	10	26	253	63.2
Opponents.....		4	800		91-222	.410	19-63	.302	47-64	.734	40	92	132	33.0	78	1	41	50	17	32	248	62.0

NON-CONFERENCE 2016-17

10-2 OVERALL

7-0 HOME

1-0 ROAD

2-2 NEUTRAL

#	Player	gp-gs	min	avg	Total		3-Point		F-Throw		Rebounds				pf	dq	a	to	blk	stl	pts	avg
					fg-fga	fg%	3fg-fga	3fg%	ft-fa	ft%	off	def	tot	avg								
00	Ja'Quan Newton	12-12	382	31.8	69-139	.496	6-18	.333	40-55	.727	10	34	44	3.7	16	0	50	39	1	16	184	15.3
05	Davon Reed	12-12	397	33.1	55-124	.444	27-67	.403	33-41	.805	7	43	50	4.2	13	0	23	23	6	17	170	14.2
11	Bruce Brown	12-8	354	29.5	43-99	.434	8-29	.276	32-43	.744	23	64	87	7.3	27	1	39	22	5	19	126	10.5
20	Dewan Huell	12-6	248	20.7	39-75	.520	0-0	.000	15-19	.789	25	33	58	4.8	28	0	2	12	11	5	93	7.8
03	Anthony Lawrence	12-6	293	24.4	28-61	.459	11-29	.379	18-26	.692	9	42	51	4.3	30	1	15	21	9	21	85	7.1
21	Kamari Murphy	12-12	324	27.0	34-68	.500	0-1	.000	16-27	.593	32	61	93	7.8	29	1	7	25	8	3	84	7.0
04	DJ Vasiljevic	12-0	219	18.3	26-68	.382	21-53	.396	7-7	1.000	3	12	15	1.3	19	0	8	5	1	4	80	6.7
15	Ebuka Izundu	11-4	125	11.4	22-32	.688	0-0	.000	16-19	.842	18	16	34	3.1	23	0	2	14	12	4	60	5.5
14	Rodney Miller	7-0	38	5.4	4-7	.571	0-0	.000	3-7	.429	3	4	7	1.0	5	0	0	1	0	0	11	1.6
02	Mike Robinson	3-0	11	3.7	0-4	.000	0-3	.000	1-2	.500	1	0	1	0.3	1	0	0	1	0	1	1	0.3
35	Chris Stowell	3-0	9	3.0	0-1	.000	0-1	.000	0-0	.000	0	2	2	0.7	0	0	0	0	0	0	0	0.0
Team											18	22	40				1					
Total.....		12	2400		320-678	.472	73-201	.363	181-246	.736	149	333	482	40.2	191	3	146	164	53	90	894	74.5
Opponents.....		12	2400		260-699	.372	63-223	.283	120-166	.723	131	251	382	31.8	222	2	123	159	40	81	703	58.6



MIAMI'S RECORD WHEN... RECORD	2016-17		COACH L	
	ALL	ACC	AT UM	ACC
All games	20-10	10-8	138-67	64-42
Home	14-2	7-2	77-22	38-15
Away	4-6	3-6	40-32	26-27
Neutral	2-2	--	21-13	--
November	5-2	--	29-9	--
December	6-0	1-0	27-9	1-1
January	3-4	3-4	26-18	24-18
February	6-3	6-3	33-18	33-18
March	0-1	0-1	23-12	7-5
April	--	--	0-1	--
Vs. Top 10 opponents	2-1	2-1	7-12	6-9
Vs. Top 25 opponents (includes Top 10)	3-6	3-5	16-30	11-22
Vs. RV opponents (either or both polls)	1-2	0-1	11-4	4-1
Vs. teams over .500 on game day	13-10	9-8	89-60	47-37
Vs. teams under .500 on game day	5-0	1-0	32-6	13-5
Vs. teams at .500 on game day	2-0	--	16-1	4-0
While UM is in the Top 25	0-1	0-1	42-17	25-11
While UM is RV (only)	20-8	10-6	38-12	14-7
Leading at halftime	18-3	9-3	105-16	45-13
Trailing at halftime	2-6	1-4	28-48	15-27
Tied at halftime	0-1	0-1	5-3	3-2
Single overtime	1-0	1-0	4-6	2-2
Double overtime	--	--	3-1	2-1
In overtime games (single+double)	1-0	1-0	7-7	4-3
Leading with 2:00 left in regulation	19-1	9-1	127-8	59-4
Trailing with 2:00 left in regulation	1-9	1-7	9-56	4-37
Tied with 2:00 left in regulation	--	--	2-1	0-1
UM shoots 50% or better from field	10-0	5-0	52-5	19-2
UM shoots 40-49% from field	8-6	3-6	69-23	37-20
UM shoots under 40% from field	2-4	2-2	17-39	8-20
Opp. shoots 50% or better from field	2-3	2-3	9-22	5-14
Opp. shoots 40-49% from field	7-4	4-2	59-29	31-17
Opp. shoots under 40% from field	12-2	5-2	72-15	29-10
UM shoots 70% or better from the line	11-5	6-4	88-34	39-21
UM shoots less than 70% from the line	9-5	4-4	50-33	34-20
UM makes more 3-point FGs	9-5	4-4	71-28	34-22
UM makes fewer 3-point FGs	6-5	4-4	43-27	22-17
3-point FGs are even	5-0	2-0	15-5	8-3
Four or more Canes in double figures	11-1	4-0	68-13	28-9
Three Canes score in double figures	8-3	5-3	52-25	28-12
Two or less Canes score in double figures	1-6	1-5	18-29	8-21
UM outrebounds opponent	15-5	7-3	91-24	37-16
Opp. outrebounds UM	4-5	2-5	40-43	24-26
Tied in rebounds	1-0	1-0	6-0	3-0
UM records 10 or more steals	2-0	--	21-4	7-1
UM records 15 or more assists	8-2	4-2	42-4	19-3
UM commits less than 15 turnovers	12-7	6-6	117-55	55-36
UM commits 15 or more turnovers	8-3	4-2	19-6	7-6
UM commits less turnovers than opp.	9-2	4-2	75-25	35-14
UM commits more turnovers than opp.	9-6	4-4	49-29	21-20
Tied in turnovers	2-2	2-2	14-12	8-8
UM scores 59 points or less	2-6	2-4	11-32	7-21
UM scores between 60-69 points	1-3	0-3	37-23	20-11
UM scores between 70-79 points	12-1	6-1	57-11	25-9
UM scores between 80-89 points	3-0	2-0	22-1	8-1
UM scores between 90-99 points	2-0	--	10-0	3-0
UM scores 100 or more points	--	--	1-0	0-0
Playing during the morning (11 a.m.)	0-1	--	1-1	--
Playing during the afternoon	7-3	6-2	43-23	26-17
Playing in the evening (5 p.m. or later)	13-6	4-6	93-42	38-25
Games decided by three points or less	1-0	1-0	16-13	9-9
Games decided by four to 10 points	7-4	6-4	43-26	24-19
Games decided by 11-19 points	7-5	2-3	48-21	20-9
Games decided by more than 20 points	5-0	1-0	31-6	11-4

SINCE THE ARRIVAL OF COACH JIM LARRAÑAGA AT MIAMI IN 2011-12 ...

(only includes teams while in the ACC, not with previous conference affiliations)
as of March 5, 2017 (end of regular season)

- Miami won ACC Regular Season and ACC Tournament Championships in 2013.
- Miami has played in a pair of NCAA Sweet 16 games, in 2013 and 2016.
- Miami is one of four schools with seven-or-more wins in the ACC Tournament: North Carolina 10, NC State 8, Miami 7 and Florida State 7.
- Miami is one of six ACC schools with a winning record in the NCAA Tournament: Duke, Louisville, Miami, North Carolina, NC State and Notre Dame.
- Miami's seeds in the ACC Tournament have been No. 1, No. 3, No. 6 (2x) and No. 10.
- Miami is one of 10 ACC teams to make an NCAA tournament appearance.
- Miami played in the championship game of the NIT in 2015.
- Miami has 39 overall road wins, the third most in the conference, behind 41 from North Carolina and 40 by Virginia.
- Miami has posted a 10-7 combined record against Duke (5-3) and North Carolina (5-4).
- Miami has the fourth-most ACC wins (64) in league play, behind North Carolina (78), Duke (77) and Virginia (76).
- Miami has the fourth-most ACC road wins (26) in league play, behind North Carolina (34), Duke (32) and Virginia (30).
- Miami has the fourth-most ACC home wins (38), behind Virginia (46), Duke (45), North Carolina (44).
- Miami is one of four schools with seven or more wins in the ACC Tournament: North Carolina 10, NC State 8, Miami 7, Florida State 7
- Miami is one of seven ACC schools with a winning record in the NCAA tournament: Duke, Louisville, Miami, North Carolina, NC State, Notre Dame and Virginia.
- ACC Selections: Two ACC Coach of the Year, one ACC Player of the Year, ACC Defensive Player of the Year, one ACC Tournament MVP, four ACC All-Tournament, one first-team All-ACC, two second-team All-ACC, five third-team All-ACC, six honorable mention All-ACC, one ACC All-Rookie Team and six ACC All-Defensive Team.
- Miami has the most lopsided win over Duke (27 points) and second-most lopsided wins over North Carolina (26 points) and Florida State (24 points) of any ACC team.
- Miami has won nine ACC games by 20-or-more points: Boston College (27, 22, 22 and 21), Duke (27), North Carolina (26), Pitt (26), Florida State (24) and Virginia Tech (24).
- Won at Cameron Indoor Stadium twice. Dealt Duke two of its six overall, and four ACC, losses by 16-plus points. Scored 90 points against Duke twice. Dealt Duke two of its last four regular-season losses by 16-or-more points: 27 (90-63) on Jan. 23, 2013 at Miami, and 16 (90-74) on Jan. 13, 2015 at Duke.
- All 20 seniors have earned academic degrees from UM: Garrius Adams, Raphael Akpejori, Rion Brown, Ivan Cruz Uceda, Julian Gamble, Malcolm Grant, Justin Heller, Tonye Jekiri, Reggie Johnson, DeQuan Jones, Kenny Kadji, Donnavan Kirk, Sheldon McClellan, Kamari Murphy, Trey McKinney Jones, Ryan Quiglar, Angel Rodriguez, Durand Scott, Erik Swoope and Joe Thomas.

In the five years prior to the arrival of Coach L (2006-11) ...

- Miami tied for the 10th-most ACC wins (29) in the league, tied with Georgia Tech (29), and ahead of NC State (25).
- Miami recorded 95 overall wins, seventh-most in the ACC.
- Miami's seeds in the ACC Tournament were No. 5, No. 8, No. 9 (2x) and No. 12.
- Miami was 1-14 combined vs. Duke and UNC.

• Miami had one first-team All-ACC, one second-team All-ACC, two third-team All-ACC, one honorable mention All-ACC, one ACC All-Rookie Team and one ACC All-Tournament Team selection.

COACH LARRAÑAGA'S MILESTONE VICTORIES

Victory	Date	Opponent	Score	School
50	02/10/88	Miami (Ohio)	65-59	Bowling Green
100	02/23/91	Kent State	84-57	Bowling Green
150	12/22/94	at Ohio State	59-50	Bowling Green
200	12/27/97	Northeastern	66-60	George Mason
250	12/20/00	Coastal Carolina	81-65	George Mason
300	12/02/03	East Carolina	76-65	George Mason
350	01/26/06	William & Mary	81-58	George Mason
400	02/27/08	William & Mary	68-59	George Mason
450	12/08/10	Loyola (Md.)	66-52	George Mason
500	01/05/12	at Georgia Tech	62-49	Miami
550	01/24/15	at Syracuse	66-62	Miami
600	1/14/17	at Pittsburgh	72-46	Miami

100th win at Miami Co. of Charleston, 12/19/15 85-63



THE LAST TIME ...

Player Scored 30 Points

Miami Bruce Brown (30), vs. North Carolina, 1/28/17
Opponent Dennis Smith Jr. (31), at NC State, 2/4/17

Player Scored 35 Points

Miami Jack McClinton (35) vs. North Carolina, 3/15/09
Opponent Xavier Rathen-Mayes (35) Florida State, 2/25/15

Player Scored 40 Points

Miami Darius Rice (43) vs. Connecticut, 1/20/03
Opponent Sean Singletary (41), Virginia, 3/1/08

Two Players Scored 20 Points

Miami Ja'Quan Newton (21), Davon Reed (20), vs. NC State, 12/31/16
Opponent Dennis Smith Jr. (31), Terry Henderson (21), at NC State, 2/4/17

Three Players Scored 20 Points

Miami Dwayne Collins (23), Brian Asbury (21), Jack McClinton (20) vs. Virginia Tech, 1/25/09
Opponent Travis Mays (40), Alvin Heggis (22), Lance Blanks (21), Texas, 2/22/89

Five (not 5+) Players Scored in Double Figures

Miami Ja'Quan Newton (18), Bruce Brown (15), Dewan Huell (11),
DJ Vasiljevic (11), Davon Reed (11) vs Penn, 11/19/16
Opponent Justin Robinson (15), Chris Clarke (13), Ahmed Hill (12),
Seth Allen (10), Zach LeDay (10) vs. Virginia Tech 2/9/17

Six (not 6+) Players Scored in Double Figures

Miami Davon Reed (19), Angel Rodriguez (18), Sheldon McClellan (16),
Ivan Cruz Uceda (13), Anthony Lawrence (12), Ja'Quan Newton (11)
vs. Louisiana 11/16/15

Seven+ Players Scored in Double Figures

Miami Sheldon McClellan (18), Ja'Quan Newton (15), James Palmer (14), Ebuka Izundu (11)
Angel Rodriguez (11), Ivan Cruz Uceda (10), Anthony Lawrence Jr. (10)
vs. Mississippi State 11/19/15

Player Grabbed 15 Rebounds

Miami Kamari Murphy (15), at Duke, 1/21/17
Opponent Brice Johnson (15) vs. North Carolina, 2/20/16

Two Players Grabbed 10 Rebounds

Miami Kamari Murphy (10), Dewan Huell (10), vs. FAU, 12/16/16
Opponent Tyler Roberson (11), Tyler Lydon (10), Syracuse, 1/2/16

Three Players Grabbed 10 Rebounds

Miami Mark Richardson (11), Eric Brown (10), Joe Wylie (10) vs. FIU, 3/6/89
Opponent Matt Harpring (12), Dion Glover (10), Michael Maddox (10), Georgia Tech, 12/27/97

Player Had 10 Assists

Miami Bruce Brown (10), vs. South Carolina State, 12/6/16
Opponent John Gillon (11), at Syracuse, 1/4/17

Player Had 10 Blocks

Miami Anthony King (10) vs. Florida Atlantic, 11/29/04
Opponent Jarvis Varnado (10), Mississippi State, 12/13/07

Player Had a Double-Double

Miami Kamari Murphy (10 pts, 11 reb), at Virginia, 2/20/17
Opponent Isaiah Wilkins (10 pts, 10 reb), at Virginia, 2/20/17

Player Had a Triple-Double

Miami Bruce Brown (11 pts, 11 reb, 10 ast), vs. South Carolina State, 12/6/16
Opponent Brendan Haywood (18 pts, 14 reb, 10 blks), North Carolina, 12/4/00

Two Players Had Double-Doubles

Miami Kamari Murphy (11 pts, 13 reb) and Davon Reed (10 pts, 12 reb) vs. Buffalo, 3/17/16
Opponent Brice Johnson (22 pts, 11 rebs) & J.P. Tokoto (10 pts, 10 rebs), North Carolina, 2/28/15

Team Scored 100 Points

Miami 105 vs. Mississippi State, 11/19/15
Opponent 105, North Carolina, 1/31/07

Team Scored 90-99 Points

Miami 94, at North Florida, 11/16/16
Opponent 96, at Wake Forest, 1/18/17

Team Scored 50 Points in a Half

Miami 51 (2nd half) vs. Western Carolina, 11/11/16
Opponent 55 (2nd half) vs. Boston College, 1/25/17

Team Shot 50 Percent in Both Halves

Miami .522 (12-23) / .600 (9-15), vs. Georgia Tech, 2/15/17
Opponent .500 (9-18) / .526 (10-19), at Virginia Tech, 2/27/17

Team Shot 60 Percent in a Half

Miami .600 (9-15), second half, vs. Georgia Tech, 2/15/17
Opponent .621 (18-29), first half, at NC State, 2/4/17

Team Shot 70 Percent in a Half

Miami .739 (17-23), first half, at Florida State, 2/13/13

Team Shot 60 Percent in a Game

Miami .638 (30-47), at Florida State, 2/13/13
Opponent .627 (32-51), Villanova, 3/24/16

Team Shot Less Than 30 Percent in a Game

Miami .293 (12-41), vs. Eastern Kentucky, 12/19/14
Opponent .290 (18-62), vs. South Carolina State, 12/6/16

Team Won by 50+ Points

Miami 50, vs. Nova Southeastern, 11/16/09
Opponent 53, by Notre Dame, 2/22/86

Team won by 40-49 Points

Miami 49, vs. Western Carolina, 11/11/16
Opponent 41, at North Carolina, 1/31/07

Team Won by 30-39 Points

Miami 36, vs. South Carolina State, 12/6/16
Opponent 32, at Charlotte (11/28/00)

Overtime

Miami won in overtime 54-48 (OT) at No. 18/19 Virginia, 2/20/17
Miami lost in overtime 66-64 (OT) vs. Stanford, 4/2/15, NIT Championship

Rankings

Miami defeated a ranked opponent 55-50, vs. No. 10/11 Duke, 2/25/17
Miami lost to a ranked opponent 66-57, at No. 15/17 Florida State, 3/4/17
Miami defeated a top 5 opponent 64-61 vs.No. 3 Virginia, 2/22/16
Miami lost to a top 5 opponent 71-66 at No. 4 Louisville, 2/11/17

THE LAST TIME A MIAMI FRESHMAN ...

Scored 26+ Points:	Bruce Brown (30), vs. North Carolina, 1/28/17
Scored 20-25 Points:	Bruce Brown (25), vs. Duke, 2/25/17
Perfect from Field (5+ att):	Reggie Johnson (RS), 8-of-8, vs. Wake Forest, 3/11/10
Perfect from 3-Pt (3+ att):	Anthony Lawrence, 4-of-4, vs. Notre Dame, 2/3/16
10+ Rebounds:	Bruce Brown, 12, vs. George Washington, 12/22/16
10+ Assists:	Bruce Brown, 10, vs. South Carolina State, 12/6/16
5-9 Assists:	Bruce Brown, 5, at Virginia Tech, 2/27/17
5+ Steals:	Shane Larkin, 6, vs. North Carolina, 01/10/12
4+ Blocks:	Raphael Akpejori, 4, McNeese State, 11/24/10
Double-Double:	Bruce Brown (14 pts, 12 reb), vs. George Washington, 12/22/16
Triple-Double:	Bruce Brown (11 pts, 11 reb, 10 ast), vs. South Carolina State, 12/6/16



JIM LARRAÑAGA

Head Coach, Sixth Season
Providence, 1971

HEAD COACH

2011-pres.	Miami
1997-2011	George Mason
1986-97	Bowling Green
1977-79	American International
Assistant Coach	
1979-86	Virginia
1971-76	Davidson
Player / Coach	
1977	Geronemo Basketball Club (Belgium)

NCAA APPEARANCES

1999 - George Mason
2001 - George Mason
2006 - George Mason (Final Four)
2008 - George Mason
2011 - George Mason
2013 - Miami (Sweet 16)
2016 - Miami (Sweet 16)

NIT APPEARANCES

1990 - Bowling Green
1991 - Bowling Green
1997 - Bowling Green
2002 - George Mason
2004 - George Mason
2009 - George Mason
2012 - Miami
2015 - Miami (Championship game)

PLAYING CAREER

Geronemo Basketball Club (Belgium) 1976-77
Providence College, 1967-71
Archbishop Molloy High School, 1963-67

COACHING HONORS

AP, Naismith, Iba, Rupp Coach of the Year, 2013
NABC All-District II, 2013
USBWA District IV Coach of the Year, 2013, 2016
Clair Bee National Coach of the Year, 2006
ACC Coach of the Year, 2013, 2016
CAA Coach of the Year, 2011, 1999
MAC Coach of the Year, 1997
Seven NCAA tournament appearances: 2016, 2013, 2011, 2008, 2006, 2001, 1999
Eight postseason NIT appearances: 2015, 2012, 2009, 2004, 2002, 1997, 1991, 1990
Ten 20-win seasons

PERSONAL

Hometown Bronx, N.Y.
Born Oct. 2, 1949
Family Wife: Liz
Sons: Jay and Jon
Grandchildren: Tia, James, Jon Temple and Henry
Education Providence College, 1971, B.A. Economics
Archbishop Molloy High School, 1967

NOTABLE COLLEGE PLAYERS COACHED

Sheldon McClellan (Miami) - All-ACC Second Team, ACC Tournament Second Team

Shane Larkin (Miami) - NBA first round draft pick (18th overall), ACC Player of the Year, ACC Tournament MVP, finalist for Cousy, Naismith & Wooden awards, All-ACC First Team and All-ACC Defensive Team, Lute Olson National Player of the Year, AP and NABC All-American (Second team), Sporting News All-American (Third), ESPN, Wooden, Olson and Driesell Defensive All-American, USBWA All-District, Basketball Times All-District

Durand Scott (Miami) - ACC Defensive Player of the Year, ACC Tournament First Team, All-ACC Third Team

George Evans (George Mason) - Three-time CAA Player of the Year, CAA Rookie of the Year, three-time CAA Defensive Player of the Year, three-time CAA All-Defensive Team

Antonio Daniels (Bowling Green) - MAC Player of the Year, MAC Freshman of the Year

WINNINGEST ACTIVE COACHES AT MAJOR SCHOOLS

*Totals listed are at the end of the 2016-17 regular season
List compiled from "wins vs. major schools" on sports-reference.com

Rank	Coach	*Wins
1.	Mike Krzyzewski, Duke	1,066
2.	Jim Boeheim, Syracuse	902
3.	Roy Williams, North Carolina	809
4.	Rick Pitino, Louisville	767
5.	Bob Huggins, West Virginia	744
6.	Cliff Ellis, Coastal Carolina	730
7.	John Calipari, Kentucky	688
8.	Rick Barnes, Tennessee	635
9.	Bill Self, Kansas	620
10.	Dana Altman, Oregon	590
11.	Jim Larrañaga, Miami	580
12.	Tubby Smith, Memphis	577
13.	Steve Fisher, San Diego State	569
14.	Tom Izzo, Michigan State	542
15.	Fran Dunphy, Temple	539

LARRAÑAGA YEAR-BY-YEAR

Year	School	Overall	Conference	Post	
		W-L	W-L	Finish	Season
1977-78	American International	14-13			
1978-79	American International	13-13			
1986-87	Bowling Green	15-14	10-6	3	
1987-88	Bowling Green	12-16	7-9	t-5	
1988-89	Bowling Green	13-15	6-10	t-6	
1989-90	Bowling Green	18-11	9-7	t-3	NIT 0-1
1990-91	Bowling Green	17-13	9-7	t-4	NIT 0-1
1991-92	Bowling Green	14-15	8-8	5	
1992-93	Bowling Green	11-16	8-10	t-6	
1993-94	Bowling Green	18-10	12-6	t-2	
1994-95	Bowling Green	16-11	10-8	t-5	
1995-96	Bowling Green	14-13	9-9	t-6	
1996-97	Bowling Green	22-10	13-5	t-1	NIT 0-1
1997-98	George Mason	9-18	6-10	6	
1998-99	George Mason	19-11	13-3	1	NCAA 0-1
1999-00	George Mason	19-11	12-4	t-1	
2000-01	George Mason	18-12	11-5	3	NCAA 0-1
2001-02	George Mason	19-10	13-5	2	NIT 0-1
2002-03	George Mason	16-12	11-7	4	
2003-04	George Mason	23-10	12-6	3	NIT 2-1
2004-05	George Mason	16-13	10-8	6	
2005-06	George Mason	27-8	15-3	t-1	NCAA 4-1
2006-07	George Mason	18-15	9-9	5	
2007-08	George Mason	23-11	12-6	2	NCAA 0-1
2008-09	George Mason	22-11	13-5	2	NIT 0-1
2009-10	George Mason	17-15	12-6	4	CIT 0-1
2010-11	George Mason	27-7	16-2	1	NCAA 1-1
2011-12	Miami	20-13	9-7	t-4	NIT 1-1
2012-13	Miami	29-7	15-3	1	NCAA 2-1
2013-14	Miami	17-16	7-11	10	
2014-15	Miami	25-13	10-8	6	NIT 4-1
2015-16	Miami	27-8	13-5	t-2	NCAA 2-1
2016-17	Miami	20-10	10-8	t-7	
Overall		608-401	330-206	16-16	

NCAA	9-7
NIT	7-8
CIT	0-1

Years	Team	Record	W/L Pct.
2 years	American International	27-26	.509
11 years	Bowling Green	170-144	.541
14 years	George Mason	273-164	.625
6th year	Miami	138-67	.673
33rd year		608-401	.603

WINNINGEST COACHES AT MAJOR SCHOOLS

*Totals listed are at the end of the 2016-17 regular season

	Name	*Total Wins
1.	Mike Krzyzewski	1,066
2.	Jim Boeheim	902
3.	Bob Knight	899
4.	Dean Smith	879
5.	Jim Calhoun	877
6.	Adolph Rupp	876
7.	Roy Williams	809
8.	Eddie Sutton	806
9.	Lefty Driesell	786
10.	Lute Olson	776
11.	Lou Henson	775
12.	Rick Pitino	767
13.	Jerry Tarkanian	761
14.	E.A. Diddle	759
15.	Hank Iba	752
16.	Bob Huggins	744
17.	Cliff Ellis	730
18.	Ray Meyer	724
19.	Phog Allen	719
	Don Haskins	719
21.	John Calipari	688
22.	Mike Montgomery	676
23.	Denny Crum	675
24.	Ralph Miller	674
25.	Gary Williams	668
26.	John Wooden	664
27.	Rick Barnes	635
28.	Hugh Durham	634
	Norm Stewart	634
30.	Stew Morrill	620
	Bill Self	620
32.	Billy Tubbs	609
33.	Slats Gill	599
34.	Tom Davis	597
35.	John Thompson	596
36.	Thomas Penders	594
37.	Guy Lewis	592
38.	Lon Kruger	590
	Dana Altman	590
40.	Bobby Cremins	586
41.	Jim Larrañaga	580
42.	Tubby Smith	577
43.	Steve Fisher	569
44.	Gale Catlett	565
45.	Tony Hinkle	558
	Norm Sloan	558
47.	Gene Keady	550
48.	Frank McGuire	549
49.	Tom Izzo	542
50.	Fran Dunphy	539



Official Basketball Box Score -- Game Totals -- Final Statistics
Barry vs Miami
11-02-16 7:05 PM at Watsco Center | Coral Gables, Fla.

Barry 62

#	Player	Total			3-Ptr			Rebounds			PF	TP	A	TO	Blk	Stl	Min
		FG-FGA	FG-FGA	FT-FTA	Off	Def	Tot										
02	Arie WILLIAMS	* 1-9	0-6	2-2	2	1	3	4	4	2	0	0	1	31			
02	Elvar FRIDRIKSSON	* 6-10	5-8	0-0	2	3	5	4	17	5	5	0	0	34			
22	Daniel MORTENSEN	* 0-7	0-5	0-0	2	2	4	2	0	2	0	1	0	20			
24	Kenan GUZONJIC	* 0-5	0-3	1-2	0	2	2	1	1	3	2	0	0	22			
32	Adrian GONZALEZ	* 4-11	0-0	3-4	1	2	3	1	11	1	0	0	0	23			
01	Josh IRVING	0-0	0-0	0-0	0	0	0	0	0	1	0	0	0	2			
03	David SACHS	0-1	0-0	0-0	0	0	0	1	0	1	0	0	0	5			
05	Evan WALSH	0-0	0-0	3-4	0	1	1	1	3	0	0	1	0	1	7		
11	Sawyer GLICK	6-12	6-10	0-0	0	5	5	2	18	0	0	0	0	22			
14	Kooper GLICK	1-2	0-0	0-0	0	1	1	3	2	0	0	0	0	7			
15	Marko TOMIC	1-2	1-2	0-0	0	3	3	3	3	0	0	0	0	14			
21	Theo TURNER	0-0	0-0	0-0	0	1	1	3	0	0	0	0	0	7			
25	David MOYA	1-1	1-1	0-0	0	0	0	1	3	0	2	0	0	4			
33	Bryce ANDREWS	0-0	0-0	0-0	0	0	0	0	0	0	0	0	0	1			
45	Jonathan NUNEZ	0-0	0-0	0-0	0	0	0	0	0	0	0	0	0	1			
Team					3	2	5			1							
Totals		20-60	13-35	9-12	10	23	33	26	62	15	11	1	2	200			
FG % 1st Half: 10-32		31.3%	2nd half: 10-28	35.7%	Game: 20-60	33.3%	Deadball Rebounds 1										
3FG % 1st Half: 5-14		35.7%	2nd half: 8-21	38.1%	Game: 13-35	37.1%											
FT % 1st Half: 6-8		75.0%	2nd half: 3-4	75.0%	Game: 9-12	75.0%											

Miami 73

#	Player		Total		3-Ptr		Rebounds			PF	TP	A TO Blk			Stl	Min		
			FG	FGA	FG	FGA	FT	FTA	Off			Def	Tot					
00	Ja'Quan Newton	*	5-10		0-1		8-9	0	3	3	4	18	4	4	0	1	29	
03	Anthony Lawrence	*	2-4		0-0		2-6	2	5	7	1	6	4	1	1	2	36	
05	Davon Reed	*	8-11		5-6		0-0	0	4	4	4	21	2	3	1	1	35	
15	Ebuka Izundu	*	3-4		0-0		2-4	1	5	6	1	8	0	1	0	0	18	
21	Kamari Murphy	*	4-8		0-0		0-0	0	7	7	4	8	2	4	1	0	24	
04	Rashad Muhammad		0-0		0-0		0-0	0	1	1	0	0	0	0	0	0	7	
04	DJ Vasiljevic		0-4		0-2		0-0	1	0	1	1	0	0	0	0	0	10	
11	Bruce Brown		3-5		2-3		2-6	1	5	6	4	10	0	2	0	0	26	
14	Rodney Miller		0-0		0-0		0-0	0	0	0	1	0	0	0	0	0	2	
20	Dewan Huell		0-2		0-0		2-2	0	0	0	0	2	1	0	0	0	13	
Team								2	2	4								
Totals					25-48		7-12	16-27	7	32	39	20	73	13	15	3	4	200
FG % 1st Half: 14-25			56.0%		2nd half: 11-23	47.8%		Game: 25-48	52.1%									Deadball
3FG % 1st Half: 4-7			57.1%		2nd half: 3-5	60.0%		Game: 7-12	58.3%									Rebounds
FT % 1st Half: 6-12			50.0%		2nd half: 10-15	66.7%		Game: 16-27	59.3%									4

Officials: Louie Andrakakos, Jeff Nichols, Trey Styons
Technical fouls: Barry-None. Miami-None.
Attendance: 6542

Score by periods	1st	2nd	Total
Barry	31	31	62
Miami	38	35	73

Points	In Paint	Off T/O	2nd Chance	Fast Break	Bench
Barry-UM	10	12	8	5	29
UM	28	10	9	11	12

Last FG - BARRY-MB 2nd-01:06, UM 2nd-02:01.
Largest lead - BARRY-MB None, UM by 15 1st-07:00.
BARRY-MB led for 00:00. UM led for 39:19. Game was tied for 00:24.

Score tied - 0 times.
Lead changed - 0 times.

Official Basketball Box Score -- Game Totals -- Final Statistics
Western Carolina vs Miami
11-11-16 7:04 pm at Watsco Center | Coral Gables, Fla.

Western Carolina 43 • 0-1

#	Player		Total		3-Ptr		Rebounds			PF	TP	A TO Blk			Stl	Min.
			FG-FGA	FG-FGA	FT-FTA	Off	Def	Tot								
01	Elijah Pughsley	*	0-14	0-9	0-0	1	3	4	3	0	2	6	0	0	1	26
05	Devin Peterson	*	2-10	0-0	2-2	0	2	2	4	6	0	0	0	0	1	25
12	Marc Gosselin	*	1-3	0-2	0-0	0	2	2	4	2	0	2	0	1	1	14
13	Deriece Parks	*	4-12	2-9	0-0	3	2	5	1	10	3	2	0	1	1	28
41	Charlende Brooks	*	0-0	0-0	0-0	1	0	1	3	0	0	2	0	0	0	7
00	Maurice Smith		0-4	0-1	0-0	0	3	3	1	0	2	1	0	0	0	17
03	Jason McMillan		3-6	3-6	0-0	0	0	0	0	9	0	0	0	0	0	9
22	Jesse Deloach		1-3	0-0	0-0	0	0	0	3	2	0	0	2	0	0	15
32	Devonte Fuller		0-2	0-1	0-0	1	0	1	0	0	1	1	0	0	0	5
33	Onno Steger		4-9	2-5	0-0	2	4	6	2	10	2	2	1	0	0	26
35	Yalim Olcay		2-4	0-0	0-1	2	5	7	5	4	0	0	0	0	0	17
44	Adam Sledd		0-0	0-0	0-0	0	1	1	3	0	0	0	0	0	0	11
Team						4	0	4								
Totals			17-67	7-33	2-3	14	22	36	29	43	10	16	3	3	3	200
FG % 1st Half: 8-35			22.9%	2nd half: 9-32	28.1%	Game: 17-67			25.4%	Deadball Rebounds 0						
3FG % 1st Half: 2-15			13.3%	2nd half: 5-18	27.8%	Game: 7-33			21.2%							
FT % 1st Half: 0-1			0.0%	2nd half: 2-2	100.0	Game: 2-3			66.7%							

Miami 92 • 1-0

#	Player	Total		3-Ptr		Rebounds			PF	TP	A TO Blk			Stl	Min
		FG-FGA	FG-FGA	FT-FTA	Off Def Tot	PF	TP	A TO Blk			Stl				
00	Ja'Quan Newton	* 3-8	0-0	7-10	0	4	4	2	13	2	2	0	1	25	
03	Anthony Lawrence	* 3-5	1-1	1-1	1	5	6	2	8	3	1	3	3	23	
05	Davon Reed	* 3-6	2-3	0-2	1	4	5	0	8	1	0	1	1	24	
15	Ebuka Izundu	* 5-5	0-0	4-4	2	3	5	3	14	1	3	1	1	13	
21	Kamari Murphy	* 5-9	0-0	3-4	3	5	8	1	13	0	2	1	1	24	
02	Mike Robinson	0-0	0-0	0-0	0	0	0	0	0	0	0	0	1	5	
04	DJ Vasiljevic	4-8	3-7	0-0	1	1	2	4	11	2	0	0	1	23	
11	Bruce Brown	2-8	0-2	3-6	1	7	8	0	7	5	1	1	0	25	
14	Rodney Miller	1-4	0-0	3-6	2	0	2	1	5	0	0	0	0	10	
20	Dewan Huell	5-9	0-0	3-3	2	5	7	2	13	1	1	1	0	25	
35	Chris Stowell	0-0	0-0	0-0	0	0	0	0	0	0	0	0	0	3	
Team					2	3	5								
Totals		31-62	6-13	24-36	15	37	52	15	92	15	10	8	9	200	
FG % 1st Half: 14-33		42.4%	2nd half: 17-29	58.6%	Game: 31-62		50.0%	Deadball Rebounds							
3FG % 1st Half: 4-9		44.4%	2nd half: 2-4	50.0%	Game: 6-13		46.2%	6							
FT % 1st Half: 9-15		60.0%	2nd half: 15-21	71.4%	Game: 24-36		66.7%								

Officials: Bill Covington Jr., Sean Hull, Bill McCarthy
Technical fouls: Western Carolina-None. Miami-None.
Attendance: 7142

Score by periods	1st	2nd	Total
Western Carolina	18	25	43
Miami	41	51	92

Points	In Paint	Off T/O	2nd Chance	Fast Break	Bench
WCU	16	6	8	0	25
UM	46	19	21	20	36

Last FG - WCU 2nd-00:16, UM 2nd-00:30.
Largest lead - WCU None, UM by 57 2nd-02:50.
WCU led for 00:00. UM led for 38:00. Game was tied for 02:00.

Score tied - 0 times.
Lead changed - 0 times.

Official Basketball Box Score -- Game Totals -- Final Statistics
Miami vs North Florida
11-16-16 7:00 PM at UNF Arena | Jacksonville, Fla.

Miami 94 • 2-0

#	Player		Total		3-Ptr		Rebounds			PF	TP	A TO Blk			Stl	Min
			FG-FGA	FG-FGA	FT-FTA	Off	Def	Tot	A			TO	Blk			
21	Kamari Murphy	f	3-6	0-0	2-2	3	6	9	2	8	1	3	0	0	27	
15	Ebuka Izundu	c	2-2	0-0	0-0	3	1	4	1	4	0	0	0	0	4	
00	Ja'Quan Newton	g	7-10	0-1	2-2	0	3	3	3	16	7	0	0	3	27	
03	Anthony Lawrence		4-8	1-3	1-2	1	4	5	1	10	2	4	1	1	31	
05	Davon Reed	g	6-11	3-6	2-3	0	3	3	2	17	2	3	0	2	29	
02	Mike Robinson		0-2	0-2	0-0	0	0	0	0	0	0	0	0	0	3	
04	DJ Vasiljevic		4-10	3-6	2-2	0	1	1	3	13	0	0	0	0	21	
11	Bruce Brown		3-7	0-1	1-2	2	4	6	1	7	2	0	0	2	25	
14	Rodney Miller		2-2	0-0	0-0	1	2	3	2	4	0	0	0	0	11	
20	Dewan Huell		6-9	0-0	3-3	3	5	8	4	15	0	0	0	0	19	
35	Chris Stowell		0-1	0-1	0-0	0	0	0	0	0	0	0	0	0	3	
Team						2	2	4								
Totals				37-68	7-20	13-16	15	31	46	19	94	14	10	2	9	200
FG % 1st Half: 19-37 51.4% 2nd half: 18-31 58.1% Game: 37-68 54.4% Deadball																
3FG % 1st Half: 6-11 54.5% 2nd half: 1-9 11.1% Game: 7-20 35.0% Rebounds																
FT % 1st Half: 4-7 57.1% 2nd half: 1-9 100.0% Game: 13-16 81.3% 1																



Official Basketball Box Score -- Game Totals -- Final Statistics
STANFORD vs Miami
11/24/16 12 p.m. ET at Lake Buena Vista, Fla. (HP Field House)

STANFORD 53 • 4-1

#	Player	Total		3-Ptr		Rebounds			PF	TP	A	TO	Blk	Stl	Min
		FG-FGA	FG-FGA	FT-FTA	FT-FTA	Off	Def	Tot							
10	Humphrey, Michael	f	2-10	0-2	1-2	2	5	7	3	5	0	2	0	0	27
22	Travis, Reid	f	5-9	0-0	1-2	3	7	10	2	11	0	2	0	0	33
01	Sanders, Christian	g	1-1	0-0	2-2	0	2	2	3	4	2	1	1	0	13
11	Pickens, Dorian	g	6-11	2-5	1-1	0	3	3	3	15	2	4	0	1	36
15	Allen, Marcus	g	1-4	0-1	0-0	2	2	4	1	2	0	1	0	0	17
02	Cartwright, Robert	g	1-4	0-1	0-0	0	1	1	4	2	3	3	0	1	27
14	Sheffield, Marcus	g	1-4	0-0	1-2	0	2	2	3	3	3	3	0	2	27
20	Sharma, Josh	g	1-4	0-2	0-0	0	1	1	4	2	0	1	1	1	5
21	Walker, Cameron	g	0-0	0-0	2-2	0	1	1	0	2	0	0	0	0	3
30	Verhoeven, Grant	g	3-4	1-1	0-0	1	0	1	2	7	0	1	0	0	12
Team						1	1	2							
Totals			21-51	3-12	8-11	9	25	34	25	53	10	18	2	5	200
FG % 1st Half: 11-27		40.7%	2nd half: 10-24		41.7%	Game: 21-51		41.2%	Deadball						
3FG % 1st Half: 3-7		42.9%	2nd half: 0-5		0.0%	Game: 3-12		25.0%	Rebounds						
FT % 1st Half: 2-2		100.0	2nd half: 6-9		66.7%	Game: 8-11		72.7%	1,1						

Miami 67 • 4-0

#	Player	Total		3-Ptr		Rebounds			PF	TP	A	TO	Blk	Stl	Min
		FG-FGA	FG-FGA	FT-FTA	FT-FTA	Off	Def	Tot							
21	Kamari Murphy	f	3-5	0-0	0-1	2	5	7	3	6	1	3	2	0	32
15	Ebuka Izundu	c	0-2	0-0	0-0	2	1	3	2	0	0	1	1	0	11
00	Ja'Quan Newton	g	7-14	0-0	6-10	0	2	2	2	20	2	1	0	1	37
03	Anthony Lawrence	g	6-9	3-6	3-3	0	3	3	3	18	1	2	0	4	24
05	Davon Reed	g	2-9	1-3	2-2	0	3	3	2	7	0	3	0	1	33
04	DJ Vasiljevic	g	1-2	1-2	0-0	0	1	1	1	3	1	1	1	0	22
11	Bruce Brown	g	3-8	0-0	4-6	2	4	6	3	10	2	0	0	1	22
20	Dewan Huell	g	1-1	0-0	1-2	1	2	3	2	3	0	0	0	1	19
Team						0	2	2							
Totals			23-50	5-13	16-24	7	23	30	18	67	7	11	4	8	200
FG % 1st Half: 8-26		30.8%	2nd half: 15-24		62.5%	Game: 23-50		46.0%	Deadball						
3FG % 1st Half: 1-4		25.0%	2nd half: 4-9		44.4%	Game: 5-13		38.5%	Rebounds						
FT % 1st Half: 6-10		60.0%	2nd half: 10-14		71.4%	Game: 16-24		66.7%	2						

Officials: Karl Hess, Terry Wymer, Ron Tyburski
Technical fouls: STANFORD-None. Miami-None.
Attendance: 2436
Advocate Invitational Game Two

Score by periods	1st	2nd	Total			In	Off	2nd	Fast	Bench
STANFORD	27	26	53	Points	Paint	24	T/O	Chance	Break	16
Miami	23	44	67	UM	24	20	8	9	2	8

Last FG - STANFORD 2nd-06:15, UM 2nd-00:23.
Largest lead - STANFORD by 9 1st-06:59, UM by 14 2nd-00:23.
STANFORD led for 20:32. UM led for 12:32. Game was tied for 06:56.

Score tied - 7 times.
Lead changed - 8 times.

Official Basketball Box Score -- Game Totals -- Final Statistics
Iowa State vs Miami
11-25-16 11 am ET at Lake Buena Vista, Fla. (HP Field House)

Iowa State 73 • 5-0

#	Player	Total		3-Ptr		Rebounds			PF	TP	A	TO	Blk	Stl	Min
		FG-FGA	FG-FGA	FT-FTA	FT-FTA	Off	Def	Tot							
05	Holden, Merrill	f	1-3	0-0	4-6	4	2	6	5	6	0	0	0	1	20
15	Morris, Monte	g	2-8	0-1	2-2	0	2	2	3	6	5	2	0	0	22
11	Mitrou-Long, Naz	g	4-13	2-9	0-0	0	5	5	1	10	3	2	0	1	35
21	Thomas, Matt	g	4-7	2-3	2-3	2	2	4	2	12	2	2	0	2	30
30	Burton, Deonte	g	8-16	2-2	3-3	2	5	7	2	21	0	1	1	1	35
01	Weiler-Babb, Nick	g	0-3	0-0	4-4	0	2	2	2	4	0	0	0	3	23
04	Jackson, Donovan	g	3-6	2-4	0-0	0	2	2	2	8	0	2	0	1	18
10	Bowie, Darrell	g	3-5	0-0	0-0	0	5	5	4	6	0	1	0	1	17
Team						1	2	3							
Totals			25-61	8-19	15-18	9	27	36	21	73	10	10	1	10	200
FG % 1st Half: 12-30		40.0%	2nd half: 13-31		41.9%	Game: 25-61		41.0%	Deadball						
3FG % 1st Half: 6-8		75.0%	2nd half: 2-11		18.2%	Game: 8-19		42.1%	Rebounds						
FT % 1st Half: 5-7		71.4%	2nd half: 10-11		90.9%	Game: 15-18		83.3%	1						

Miami 56 • 4-1

#	Player	Total		3-Ptr		Rebounds			PF	TP	A	TO	Blk	Stl	Min
		FG-FGA	FG-FGA	FT-FTA	FT-FTA	Off	Def	Tot							
21	Kamari Murphy	f	1-5	0-0	2-2	2	10	12	3	4	0	4	0	0	32
15	Ebuka Izundu	c	0-0	0-0	0-0	1	2	3	1	0	0	1	1	0	9
00	Ja'Quan Newton	g	9-13	0-0	3-4	0	2	2	0	21	3	3	0	3	38
03	Anthony Lawrence	g	1-6	0-2	4-5	0	2	2	4	6	0	2	0	1	24
05	Davon Reed	g	2-9	1-7	8-9	1	2	3	0	13	1	3	0	1	36
04	DJ Vasiljevic	g	2-7	1-5	0-0	0	0	0	1	5	0	1	0	1	16
11	Bruce Brown	g	1-5	0-2	0-0	2	5	7	5	2	2	4	0	1	21
20	Dewan Huell	g	2-5	0-0	1-2	2	4	6	4	5	0	1	1	0	24
Team						0	2	2							
Totals			18-50	2-16	18-22	8	29	37	18	56	6	19	2	7	200
FG % 1st Half: 10-25		40.0%	2nd half: 8-25		32.0%	Game: 18-50		36.0%	Deadball						
3FG % 1st Half: 2-9		22.2%	2nd half: 0-7		0.0%	Game: 2-16		12.5%	Rebounds						
FT % 1st Half: 7-9		77.8%	2nd half: 11-13		84.6%	Game: 18-22		81.8%	1						

Officials: James Breeding, Tim Nestor, Brent Hampton
Technical fouls: Iowa State-Thomas, Matt. Miami-None.
Attendance:
Advocate Invitational Game Five

Score by periods	1st	2nd	Total			In	Off	2nd	Fast	Bench
Iowa State	35	38	73	Points	Paint	18	T/O	Chance	Break	18
Miami	29	27	56	ISU	24	16	11	6	4	12

Last FG - ISU 2nd-01:20, UM 2nd-00:32.
Largest lead - ISU by 21 2nd-01:20, UM by 5 1st-10:48.
ISU led for 31:15. UM led for 05:57. Game was tied for 02:48.

Score tied - 5 times.
Lead changed - 4 times.

Official Basketball Box Score -- Game Totals -- Final Statistics
Miami vs Florida
11-27-16 4:30 pm ET at Lake Buena Vista, Fla. (HP Field House)

Miami 56 • 4-2

#	Player		Total		3-Ptr		Rebounds			PF	TP	A	TO	Blk	Stl	Min
			FG-FGA		FG-FGA	FT-FTA	Off	Def	Tot							
01	Kamari Murphy	f	1-5	0-0	0-0	2	8	10	1	2	1	2	1	0	0	36
00	Ja'Quan Newton	g	6-15	0-1	3-3	2	1	3	0	15	1	4	0	1	0	38
03	Anthony Lawrence		1-4	0-3	0-0	0	3	3	5	2	2	1	0	1	0	20
05	Davon Reed	g	5-14	2-5	0-2	2	3	5	2	12	2	2	0	0	0	37
11	Bruce Brown	g	6-13	2-4	1-2	3	1	4	3	15	1	2	0	2	0	35
04	DJ Vasiljevic		0-1	0-1	0-0	0	0	0	1	0	0	0	0	0	0	9
14	Rodney Miller		0-0	0-0	0-0	0	0	0	0	0	0	0	0	0	0	1
15	Ebuka Izundu		0-0	0-0	0-0	0	0	0	0	2	0	0	0	0	0	2
20	Dewan Huell		4-9	0-0	2-2	3	3	6	2	10	1	2	1	0	0	22
Team						4	2	6								
Totals				23-61	4-14	6-9	16	21	37	16	56	8	13	2	4	200
FG % 1st Half: 11-29			37.9%	2nd half: 12-32	37.5%	Game: 23-61			37.7%	Deadball						
3FG % 1st Half: 2-7			28.6%	2nd half: 2-7	28.6%	Game: 4-14			28.6%	Rebounds						
FT % 1st Half: 6-9			66.7%	2nd half: 0-0	0.0%	Game: 6-9			66.7%	1						



Official Basketball Box Score -- Game Totals -- Final Statistics
Wofford vs Miami
12-03-16 5:30 pm at AmericanAirlines Arena (Miami, Fla.)

Wofford 57 • 2-6

#	Player	Total		3-Ptr		Rebounds			PF	TP	A TO Blk Stl				Min
		FG-FGA	FG-FGA	FT-FTA	FT-FTA	Off	Def	Tot			A	TO	Blk	Stl	
35	Ryan Sawvell	f	2-7	0-2	1-2	5	0	5	3	5	1	2	0	1	30
50	Matthew Pegram	c	1-1	0-0	1-2	2	1	3	4	3	1	0	0	1	15
03	Fletcher Magee	g	4-11	1-7	2-2	0	3	3	1	11	1	2	0	1	31
05	Eric Garcia	g	2-9	1-5	0-0	0	2	2	0	5	3	1	1	0	28
20	Jaylen Allen	g	2-5	1-3	1-2	0	1	1	1	6	0	2	0	0	16
00	Dishon Lowery	g	1-3	0-0	0-0	1	2	3	1	2	1	0	1	0	10
01	Derrick Brooks	g	0-2	0-0	1-2	0	1	1	1	1	0	1	0	0	9
04	Donovan Theme-Love	g	1-2	1-1	0-0	0	1	1	3	3	1	0	0	1	12
10	Nathan Hoover	g	2-6	1-5	0-0	0	3	3	0	5	1	3	0	0	21
23	Justin Tucker	g	0-1	0-0	0-0	1	0	1	0	0	1	0	0	0	10
24	Kevon Tucker	g	0-0	0-0	0-0	0	1	1	0	0	0	0	0	0	3
33	Cameron Jackson	g	6-11	0-0	4-5	0	0	0	3	16	0	1	1	4	15
Team						4	1	5			1				
Totals			21-58	5-23	10-15	13	16	29	17	57	10	13	3	8	200
FG % 1st Half: 10-31		32.3%	2nd half: 11-27		40.7%	Game: 21-58		36.2%	Deadball Rebounds 1						
3FG % 1st Half: 2-13		15.4%	2nd half: 3-10		30.0%	Game: 5-23		21.7%							
FT % 1st Half: 2-2		100.0	2nd half: 8-13		61.5%	Game: 10-15		66.7%							

Miami 74 • 6-2

#	Player	Total		3-Ptr		Rebounds			PF	TP	A TO Blk Stl				Min
		FG-FGA	FG-FGA	FT-FTA	FT-FTA	Off	Def	Tot			A	TO	Blk	Stl	
20	Dewan Huell	f	1-3	0-0	0-0	0	1	1	3	2	0	3	0	0	13
21	Kamari Murphy	f	5-10	0-0	4-4	3	7	10	2	14	0	1	1	0	28
00	Ja'Quan Newton	g	5-8	1-2	4-5	1	1	2	1	15	9	4	0	0	37
05	Davon Reed	g	4-10	1-4	4-4	1	4	5	0	13	4	1	0	3	33
11	Bruce Brown	g	3-4	2-3	4-4	2	3	5	1	12	1	2	0	3	37
03	Anthony Lawrence	g	1-2	1-2	0-0	0	5	5	1	3	1	2	0	0	17
04	DJ Vasiljevic	g	2-6	2-4	0-0	0	2	2	1	6	0	0	0	0	20
15	Ebuka Izundu	g	3-5	0-0	3-4	3	2	5	3	9	0	3	1	1	15
Team						0	3	3							
Totals			24-48	7-15	19-21	10	28	38	12	74	15	16	2	7	200
FG % 1st Half: 15-26		57.7%	2nd half: 9-22		40.9%	Game: 24-48		50.0%	Deadball Rebounds 0						
3FG % 1st Half: 3-6		50.0%	2nd half: 4-9		44.4%	Game: 7-15		46.7%							
FT % 1st Half: 3-5		60.0%	2nd half: 16-16		100.0	Game: 19-21		90.5%							

Officials: Bill McCarthy, Louie Andrakakos, Justin Porterfield
Technical fouls: Wofford-None. Miami-None.
Attendance: 4885
HoopHall Invitational Miami 2016 - Game 2

Score by periods	1st	2nd	Total
Wofford	24	33	57
Miami	36	38	74

Last FG - WOF 2nd-01:33, UM 2nd-01:14.
Largest lead - WOF None, UM by 20 1st-10:46.
WOF led for 00:00. UM led for 39:24. Game was tied for 00:36.

Score tied - 0 times.
Lead changed - 0 times.

Official Basketball Box Score -- Game Totals -- Final Statistics
South Carolina State vs Miami
12-06-16 7:02 PM at Watsco Center | Coral Gables, Fla.

South Carolina State 46 • 2-6

#	Player	Total		3-Ptr		Rebounds			PF	TP	A TO Blk Stl				Min
		FG-FGA	FG-FGA	FT-FTA	FT-FTA	Off	Def	Tot			A	TO	Blk	Stl	
01	STEPHENS,Edward	*	2-9	1-5	0-0	0	1	1	0	5	1	0	0	0	28
02	RILEY,Tashombe	*	6-12	0-0	0-0	3	4	7	3	12	0	0	0	0	28
11	POWELL, Raynor Janai	*	1-3	1-1	1-2	0	1	1	0	4	1	2	0	0	22
22	EAVES,Eric	*	6-12	2-5	0-0	1	2	3	0	14	1	3	1	1	27
04	KINARD,Ian	*	1-6	0-1	0-0	2	2	4	2	0	0	0	0	1	12
00	JONES,Earnest	*	0-0	0-0	0-0	0	0	0	0	0	0	0	0	0	1
03	MORTIMER,Greg	*	2-7	0-1	4-4	0	2	2	1	8	1	1	0	2	27
05	FIELDS,Ozante	*	0-4	0-0	0-0	1	2	3	2	0	1	1	0	0	15
10	RICHARDSON,James	*	0-8	0-1	1-2	1	1	2	2	1	1	1	0	0	18
12	CLEMENT,Tarik	*	0-0	0-0	0-0	0	0	0	0	0	0	0	0	0	1
30	BOTTENBERG,David	*	0-0	0-0	0-0	0	1	1	1	0	0	0	0	1	9
35	APPLEWHITE,Damani	*	0-1	0-0	0-0	0	1	1	1	0	0	0	0	1	12
Team						5	1	6			2				
Totals			18-62	4-14	6-8	13	18	31	14	46	6	10	2	5	200
FG % 1st Half: 6-27		22.2%	2nd half: 12-35		34.3%	Game: 18-62		29.0%	Deadball Rebounds 1						
3FG % 1st Half: 2-5		40.0%	2nd half: 2-9		22.2%	Game: 4-14		28.6%							
FT % 1st Half: 0-0		0.0%	2nd half: 6-8		75.0%	Game: 6-8		75.0%							

Miami 82 • 7-2

#	Player	Total		3-Ptr		Rebounds			PF	TP	A TO Blk Stl				Min
		FG-FGA	FG-FGA	FT-FTA	FT-FTA	Off	Def	Tot			A	TO	Blk	Stl	
00	Ja'Quan Newton	*	4-7	1-2	2-2	0	1	1	1	11	5	1	0	0	24
05	Davon Reed	*	6-8	3-5	0-0	1	5	6	0	15	6	3	1	3	30
11	Bruce Brown	*	5-11	0-3	1-2	3	8	11	3	11	10	2	0	2	30
20	Dewan Huell	*	2-2	0-0	1-2	0	3	3	3	5	0	2	2	1	18
21	Kamari Murphy	*	4-4	0-0	0-2	3	3	6	0	8	0	1	0	0	20
02	Mike Robinson	*	0-2	0-1	1-2	1	0	1	1	1	0	1	0	0	3
03	Anthony Lawrence	*	1-4	1-3	2-2	1	6	7	2	5	1	0	1	0	23
04	DJ Vasiljevic	*	5-13	5-11	2-2	1	1	2	2	17	2	0	0	0	25
14	Rodney Miller	*	0-0	0-0	0-0	0	2	2	0	0	0	1	0	0	7
15	Ebuka Izundu	*	4-7	0-0	1-2	2	1	3	0	9	0	1	3	0	17
35	Chris Stowell	*	0-0	0-0	0-0	0	2	2	0	0	0	0	0	0	3
Team						1	0	1							
Totals			31-58	10-25	10-16	13	32	45	12	82	24	12	7	6	200
FG % 1st Half: 17-30		56.7%	2nd half: 14-28		50.0%	Game: 31-58		53.4%	Deadball Rebounds 2						
3FG % 1st Half: 5-13		38.5%	2nd half: 5-12		41.7%	Game: 10-25		40.0%							
FT % 1st Half: 3-6		50.0%	2nd half: 7-10		70.0%	Game: 10-16		62.5%							

Officials: Tony Greene, Sean Hull, Raymond Styons Jr.
Technical fouls: South Carolina State-RICHARDSON,James. Miami-None.
Attendance: 6489

Score by periods	1st	2nd	Total
South Carolina State	14	32	46
Miami	42	40	82

Last FG - SCSUM 2nd-00:50, UM 2nd-02:59.
Largest lead - SCSUM None, UM by 39 2nd-02:59.
SCSUM led for 00:00. UM led for 39:14. Game was tied for 00:46.

Score tied - 0 times.
Lead changed - 0 times.

Official Basketball Box Score -- Game Totals -- Final Statistics
Florida Atlantic vs Miami
12-16-16 7 p.m. at Watsco Center | Coral Gables, Fla.

Florida Atlantic 56 • 3-6

#	Player	Total		3-Ptr		Rebounds			PF	TP	A TO Blk Stl				Min
		FG-FGA	FG-FGA	FT-FTA	FT-FTA	Off	Def	Tot			A	TO	Blk	Stl	
01	Cylla, Jeantal	*	0-4	0-1	3-4	0	3	3	1	3	0	2	0	0	24
10	Rutherford, Nick	*	0-4	0-1	3-4	1	2	3	1	3	4	2	2	0	26
11	Booker, Frank	*	2-7	1-4	2-2	0	1	1	3	7	0	0	0	0	19
15	Ingram, Jailyn	*	2-6	0-1	0-1	0	0	0	4	4	0	0	0	1	16
33	Delph, Ronald	*	4-9	0-0	1-1	1	6	7	2	9	0	0	1	0	28
00	Filer, Adonis	*	3-9	1-4	4-4	0	0	0	1	11	0	2	0	0	23
02	Massey, Justin	*	0-2	0-1	0-0	0	1	1	0	0	1	1	0	1	12
05	Pfister, William	*	1-2	0-0	0-0	2	0	2	4	2	0	0	0	1	18
13	Neely, Marcus	*	5-7	0-1	2-2	2	4	6	2	12	1	2	0	1	21
14	Troutman, Gerdarius	*	2-7	1-4	0-0	0	1	1	1	5	1	0	0	0	13
Team						3	2	5							
Totals			19-57	3-17	15-18	9	20	29	19	56	7	9	3	4	200
FG % 1st Half: 6-25		24.0%	2nd half: 13-32	40.6%	Game: 19-57		33.3%							Deadball	
3FG % 1st Half: 1-7		14.3%	2nd half: 2-10	20.0%	Game: 3-17		17.6%							Rebound	
FT % 1st Half: 11-13		84.6%	2nd half: 4-5	80.0%	Game: 15-18		83.3%								



Official Basketball Box Score -- Game Totals -- Final Statistics
Columbia vs Miami
12-28-16 7 p.m. at Watsco Center | Coral Gables, Fla.

Columbia 67 • 4-6

#	Player		Total			3-Ptr			Rebounds			PF	TP	A			To	Blk	Stl	Min
			FG	FGA	FG-FGA	FT	FTA	Off	Def	Tot	F			T	B	M				
01	Coby, Jeff	f	5-11	0-0	3-3	1	3	4	2	13	0	2	0	2	24					
33	Petrasek, Luke	f	6-10	2-4	2-2	0	5	5	2	16	1	0	0	1	34					
12	Smith, Mike	g	5-9	0-1	2-2	0	0	0	4	12	5	0	0	0	21					
20	Killingsworth, Jake	g	2-5	1-2	0-0	0	1	1	1	5	2	0	0	0	19					
22	Hickman, Nate	g	0-4	0-0	3-4	0	1	1	3	3	2	0	0	0	20					
02	Panayiotou, Andrew		1-1	0-0	0-0	0	0	0	2	2	0	2	0	0	4					
03	Tape, Patrick		3-3	0-0	0-1	0	2	2	4	6	0	2	0	0	9					
04	Hunter, Rodney		2-4	0-0	1-4	1	5	6	0	5	1	1	1	0	27					
05	Davis, CJ		1-3	0-0	0-0	0	2	2	1	2	1	3	0	3	14					
10	Adlesh, Quinton		1-3	1-3	0-0	0	0	0	0	3	3	2	0	1	15					
32	McComber, Chris		0-1	0-1	0-0	0	0	0	0	0	1	1	0	2	9					
52	Voss, Conor		0-1	0-0	0-0	0	1	1	0	0	1	1	0	0	4					
Team						2	0	2												
Totals				26-55	4-11	11-16	4	20	24	19	67	18	16	1	9	200				
FG % 1st Half: 13-27			48.1%	2nd half: 13-28			46.4%	Game: 26-55			47.3%	Deadball			Rebounds			3		
3FG % 1st Half: 3-10			30.0%	2nd half: 1-1			100.0%	Game: 4-11			36.4%									
FT % 1st Half: 2-5			40.0%	2nd half: 9-11			81.8%	Game: 11-16			68.8%									

Miami 78 • 10-2

#	Player		Total		3-Ptr		Rebounds			PF	TP	A			Blk	Stl	Min
			FG-FGA	FG-FGA	FT-FTA	Off	Def	Tot									
20	Dewan Huell	f	2-2	0-0	0-0	0	1	1	3	4	0	1	2	0	0	17	
21	Kamari Murphy	f	3-4	0-0	1-2	2	3	5	3	7	0	3	0	0	0	21	
00	Ja'Quan Newton	g	7-14	3-5	5-8	4	5	9	1	22	4	10	0	1	1	30	
05	Davon Reed	g	7-13	3-7	1-2	0	4	4	2	18	3	0	1	1	1	39	
11	Bruce Brown	g	3-7	1-3	1-2	0	6	6	3	8	5	3	1	3	3	33	
03	Anthony Lawrence	g	4-6	0-1	2-5	3	2	5	3	10	1	3	2	3	3	29	
04	DJ Vasiljevic	g	1-4	1-4	0-0	0	1	1	3	1	0	0	1	1	1	15	
15	Ebuka Izundu	g	2-3	0-0	2-2	1	2	3	2	6	1	0	1	1	1	16	
Team						0	0	0									
Totals				29-53	8-20	12-21	10	24	34	18	78	15	20	7	10	200	
FG % 1st Half: 15-26			57.7%	2nd half: 14-27		51.9%	Game: 29-53		54.7%	Deadball							
3FG % 1st Half: 6-13			46.2%	2nd half: 2-7		28.6%	Game: 8-20		40.0%	Rebounds							
FT % 1st Half: 5-9			55.6%	2nd half: 7-12		58.3%	Game: 12-21		57.1%	3,2							

Officials: Raymond Styons Jr., Ted Valentine, AJ Desai
Technical fouls: Columbia-None. Miami-None.
Attendance: 7045

Score by periods	1st	2nd	Total
Columbia	31	36	67
Miami	41	37	78

Last FG - COL 2nd-02:22, UM 2nd-00:40.
Largest lead - COL by 3 1st-18:47, UM by 13 1st-10:27.
COL led for 00:59. UM led for 37:48. Game was tied for 01:13.

Score tied - 0 times.
Lead changed - 1 time.

Official Basketball Box Score -- Game Totals -- Final Statistics
NC State vs Miami
12-31-16 4:35 p.m. at Watsco Center | Coral Gables, Fla.

NC State 63 • 11-3 (0-1)

#	Player		Total		3-Ptr		Rebounds			PF	TP	A TO Blk			Stl	Min
			FG-FGA	FG-FGA	FT-FTA	Off	Def	Tot								
00	ABU,ABDUL-MALIK	*	4-10	0-0	3-4	6	3	9	2	11	1	2	0	0	31	
02	DORN,TORIN	*	2-6	2-3	1-2	1	2	3	0	7	2	3	0	0	26	
03	HENDERSON,TERRY	*	2-6	2-6	2-2	0	5	5	5	8	1	2	0	0	25	
04	SMITH,JR, DENNIS	*	7-14	3-8	4-8	1	2	3	3	21	5	5	0	2	35	
14	YURTSEVEN,OMER	*	2-6	0-0	1-2	1	3	4	3	5	2	1	1	1	26	
11	JOHNSON,MARKELL	*	1-2	1-2	0-0	0	0	0	3	3	0	0	0	0	12	
21	ANYA,BEEJAY	*	0-1	0-0	0-0	1	1	2	2	0	0	1	0	0	11	
23	KAPITA,TED	*	1-2	0-0	0-0	0	3	3	1	2	0	0	0	0	10	
24	ROWAN,MAVERICK	*	2-7	2-4	0-0	1	0	1	1	6	0	1	0	0	24	
Team						2	1	3								
Totals			21-54	10-23	11-18	13	20	33	20	63	11	15	1	3	200	
FG % 1st Half: 11-30			36.7%	2nd half: 10-24			41.7%	Game: 21-54			38.9%	Deadball				
3FG % 1st Half: 4-9			44.4%	2nd half: 6-14			42.9%	Game: 10-23			43.5%	Rebounds				
FT % 1st Half: 6-8			75.0%	2nd half: 5-10			50.0%	Game: 11-18			61.1%	3				

Miami 81 • 11-2 (1-0)

#	Player		Total		3-Ptr		Rebounds			PF	TP	A	TO	Blk	Stl	Min
			FG-FGA	FG-FGA	FT-FTA	Off	Def	Tot								
00	Ja'Quan Newton	*	7-15	1-3	6-10	1	3	4	2	21	1	3	0	1	34	
05	Davon Reed	*	7-16	3-9	3-4	0	2	2	3	20	1	1	0	2	36	
11	Bruce Brown	*	7-11	1-2	2-4	3	5	8	4	17	4	2	1	3	26	
20	Dewan Huell	*	0-3	0-1	0-0	0	0	0	1	0	1	0	0	1	14	
21	Kamari Murphy	*	5-9	0-0	1-1	6	4	10	2	11	0	0	0	0	32	
03	Anthony Lawrence	*	3-8	0-4	0-2	2	3	5	2	6	1	1	0	2	28	
04	DJ Vasiljevic	*	1-1	1-1	0-0	0	2	2	0	3	0	0	0	0	8	
14	Rodney Miller	*	0-0	0-0	0-0	0	0	0	0	0	0	0	1	0	3	
15	Ebuka Izundu	*	1-2	0-0	1-2	4	3	7	3	3	0	1	0	0	19	
Team						1	2	3								
Totals			31-65	6-20	13-23	17	24	41	17	81	8	8	2	9	200	
FG % 1st Half: 16-33		48.5%	2nd half: 15-32		46.9%	Game: 31-65		47.7%							Deadball	
3FG % 1st Half: 4-12		33.3%	2nd half: 2-8		25.0%	Game: 6-20		30.0%							Rebounds	
FT % 1st Half: 5-9		55.6%	2nd half: 8-14		57.1%	Game: 13-23		56.5%							7	

Officials: Jerry Heater, Tim Nestor, James Breeding
Technical fouls: NC State-None. Miami-None.
Attendance: 6837

Score by periods	1st	2nd	Total
NC State	32	31	63
Miami	41	40	81

Last FG - ST 2nd-00:55, UM 2nd-00:33.
Largest lead - ST by 2 1st-19:03, UM by 20 2nd-01:08.
ST led for 00:11. UM led for 37:32. Game was tied for 02:17.

Score tied - 1 time.
Lead changed - 1 time.

Official Basketball Box Score -- Game Totals -- Final Statistics
Miami vs Syracuse
1/4/17 7:05 p.m. at Carrier Dome, Syracuse, N.Y.

Miami 55 • (11-3) (1-1)

#	Player		Total			3-Ptr		Rebounds			PF	TP	A			Blk	Stl	Min
			FG-FGA	FG-FGA	FT-FTA	Off	Def	Tot	PF	TP			A	To	Blk			
11	Bruce Brown	f	3-8	2-4	1-2	4	3	7	2	9	2	2	0	1	0	1	33	
20	Dewan Huell	f	3-5	0-0	0-1	2	1	3	2	6	1	1	0	1	0	1	19	
21	Kamari Murphy	c	4-4	0-0	0-2	2	2	4	2	8	0	2	1	0	1	0	35	
00	Ja'Quan Newton	g	3-12	1-3	1-3	1	3	4	4	8	7	4	0	1	35			
05	Davon Reed	g	2-11	2-7	0-0	0	3	3	1	6	4	4	0	0	1	37		
03	Anthony Lawrence		0-1	0-0	0-0	0	0	0	2	0	1	1	0	0	6			
04	DJ Vasiljevic		6-12	6-12	0-2	0	0	0	0	18	0	0	0	0	1	28		
14	Rodney Miller		0-0	0-0	0-0	0	0	0	0	0	0	0	0	0	0	0	7	
15	Ebuka Izundu		0-1	0-0	0-0	1	1	2	2	0	0	0	1	0	0	+		
Team						2	1	3										
Totals				21-54	11-26	2-10	12	14	26	15	55	15	15	2	4	200		
FG % 1st Half: 10-26			38.5%	2nd half: 11-28			39.3%	Game: 21-54			38.9%	Deadball Rebounds						
3FG % 1st Half: 6-14			42.9%	2nd half: 5-12			41.7%	Game: 11-26			42.3%							
FT % 1st Half: 0-4			0.0%	2nd half: 2-6			33.3%	Game: 2-10			20.0%							

Official Basketball Box Score -- Game Totals -- Final Statistics
Miami vs Pitt
01-14-17 12:00 PM at Petersen Events Center (Pittsburgh, Pa.)

Miami 72 • (12-4, 2-2 ACC)

#	Player		Total			3-Ptr		Rebounds			PF	TP	A	TO	Blk	Stl	Min
			FG-FGA	FG-FGA	FT-FTA	Off	Def	Total									
20	Dewan Huell	f	2-3	0-0	0-0	1	2	3	1	4	0	1	2	1		21	
21	Kamari Murphy	f	1-2	0-0	0-0	1	7	8	3	2	1	2	1	1		25	
00	JaQuan Newton	g	7-10	0-1	0-1	0	3	3	0	14	5	7	0	0		30	
05	Davon Reed	g	6-11	4-8	2-2	0	6	6	1	18	5	1	2	0		35	
11	Bruce Brown	g	7-13	3-5	0-0	2	4	6	3	17	3	3	1	2		32	
02	Mike Robinson		0-0	0-0	0-0	0	0	0	0	0	0	0	0	0		2	
03	Anthony Lawrence		4-5	1-1	0-0	1	4	5	4	9	2	0	0	2		26	
04	DJ Vasiljevic		2-6	2-6	0-0	1	1	2	0	6	1	0	0	0		18	
14	Rodney Miller		0-1	0-0	0-0	0	0	0	0	0	0	0	0	0		2	
15	Ebuka Izundu		1-3	0-0	0-0	1	1	2	2	2	0	1	0	0		9	
Team						1	1	2				3					
Totals			30-54	10-21	2-3	8	29	37	14	72	17	18	6	6		200	
FG % 1st Half: 14-27			51.9%	2nd half: 16-27	59.3%	Game: 30-54			55.6%	Deadball Rebounds							
3PT % 1st Half: 6-12			50.0%	2nd half: 4-9	44.4%	Game: 10-21			47.6%								
FG % 1st Half: 6-22			.100	2nd half: 0-1	.00%	Game: 2-3			66.7%								

Pitt 46 • (12-6, 1-4 ACC)

		Total			3-Ptr		Rebounds								
#	Player	FG	FGA	FT	FTA	Off	Def	Tot	PF	TP	A	To	Blk	Stl	Min
02	Michael Young	f	0-10	0-3	2-2	1	3	4	1	2	3	3	1	0	28
21	Sheldon Jeter	f	1-6	1-3	0-0	1	4	5	0	3	1	2	0	2	31
01	Jamel Artis	g	7-12	1-3	0-0	2	0	2	1	15	2	2	0	0	30
12	Chris Jones	g	5-7	0-0	0-1	0	2	2	2	10	1	2	0	0	32
23	Cameron Johnson	g	3-7	2-5	0-0	2	2	4	0	8	1	4	0	0	27
03	Damon Wilson		0-3	0-1	3-4	0	0	0	1	3	0	1	0	0	12
05	Justice Kithcart		0-2	0-1	0-0	0	0	0	0	0	0	0	0	0	11
11	Corey Manigault		1-3	0-0	0-1	1	1	2	0	2	0	0	0	0	12
25	Rozelle Nix		0-0	0-0	0-0	1	2	3	0	0	0	0	0	0	5
35	Zach Smith		0-0	0-0	0-0	0	0	0	0	0	0	0	0	0	1
55	Jonathan Milligan		1-3	1-1	0-0	0	0	0	2	3	1	0	0	1	11
Team						0	1	1							
Totals			18-53	5-17	5-8	8	15	23	7	46	9	14	1	3	200
FG % 1st Half: 12-30		40.0%	2nd half: 6-23	26.1%	Game: 18-53		34.0%								
3FG % 1st Half: 3-8		37.5%	2nd half: 2-9	22.2%	Game: 5-17		29.4%								
FT % 1st Half: 0-0		0.0%	2nd half: 5-8	62.5%	Game: 5-8		62.5%								
															Deadball Rebounds 1

Officials: James Luckie (R), Matt Potter, Mark Schnur
Technical fouls: Miami-None. Pitt-None.
Attendance: 9714

Score by periods	1st	2nd	Total
Miami	36	36	72
Pitt	27	19	46

Last FG - UM 2nd-02:21, UP 2nd-01:57.
Largest lead - UM by 28 2nd-02:21, UP None.
UM led for 38:38, UP led for 00:00. Game was tied for 01:07.

Score tied - 0 times.
Lead changed - 0 times.

Official Basketball Box Score -- Game Totals -- Final Statistics
Miami vs Wake Forest
01-18-17 8:00 p.m. at Winston-Salem, N.C. (LJVM Coliseum)

Miami 79 • 12-5, 2-3

#	Player	Total FG-FGA	3-Ptr FG-FGA	FT-FTA	Rebounds Off Def Tot	PF	TP	A To	Bk	Stl	Min
20	Dewan Huell	f 3-9	0-0	3-4	2 6 8	4	9	0 0	1 0	0	25
21	Kamari Murphy	f 0-3	0-0	2-4	1 4 5	5	2	0 0	0 0	0	26
20	Ja'Quan Newton	f 3-6	0-0	3-5	1 2 3	3	9	7 4	0 0	0	34
05	Davon Reed	g 8-17	3-8	5-5	2 1 3	1	24	4 2	0 0	2	37
11	Bruce Brown	g 4-7	0-1	1-1	0 3 3	4	9	1 0	0 0	1	31
03	Anthony Lawrence	g 4-8	4-8	4-4	0 0 0	3	16	2 1	0 0	0	23
04	DJ Vasiljevic	1-6	1-6	0-0	0 0 0	1	3	0 0	0 0	0	13
14	Rodney Miller	0-0	0-0	1-2	0 0 0	0	1	0 0	0 0	0	1
15	Ebuka Izundu	3-4	0-0	0-0	2 3 5	5	6	0 1	0 0	0	10
	Team				2 1 3			1			
	Totals	26-60	8-23	19-25	10 20 30	26	79	14 9	1 3	0	200
	FG % 1st Half:	10-28	35.7%	2nd half:	16-32	50.0%	Game:	26-60	43.3%		Deadball Rebounds 3.1
	3FG % 1st Half:	4-12	33.3%	2nd half:	4-11	36.4%	Game:	8-23	34.8%		
	FT % 1st Half:	10-12	83.3%	2nd half:	9-13	69.2%	Game:	19-25	76.0%		

Wake Forest 96 • 11-7, 2-4

#	Player		Total			3-Ptr		Rebounds								Min
			FG-FGA	FG-FGA	FT-FTA	Off	Def	Tot	PF	TP	A	To	Blk	Stl		
20	John Collins	f	9-11	0-0	9-9	1	6	7	3	27	0	1	1	0	24	
34	Austin Arians		3-6	1-3	0-0	0	1	1	2	7	1	0	0	1	18	
44	Dinos Mitoglou	f	2-5	0-3	1-1	0	4	4	5	5	1	1	0	0	16	
01	Keyshawn Woods	g	6-9	3-4	5-6	0	4	4	2	20	6	2	0	0	35	
13	Bryant Crawford	g	3-9	1-3	7-9	0	5	3	14	8	2	0	1	33		
00	Brandon Childress		2-2	2-2	1-2	0	3	3	4	7	0	2	0	0	19	
04	Doral Moore		3-5	0-0	0-2	2	1	3	5	6	0	0	1	1	12	
08	Mitchell Wilbekin		2-5	2-4	4-4	0	1	1	1	10	0	1	0	0	26	
11	Greg McClinton		0-0	0-0	0-0	0	0	0	0	0	0	0	0	0	6	
25	Sam Japhet-Mathias		0-0	0-0	0-0	1	0	1	0	0	1	0	0	0	1	
	Team					1	2	3								
	Totals		30-52	9-19	27-33	5	27	32	25	96	17	9	2	3	200	
	FG % 1st Half:	16-30	53.3%	2nd half:	14-22	63.6%	Game:	30-52	57.7%							
	3FG % 1st Half:	4-11	36.4%	2nd half:	5-8	62.5%	Game:	9-19	47.4%						Rebounds	
	FT % 1st Half:	12-17	70.6%	2nd half:	15-17	88.2%	Game:	17-33	51.8%						2	

Officials: Ron Groover, James Breeding, Jeffrey Anderson
Technical fouls: Miami-None. Wake Forest-None.
Attendance: 9691

Score by periods	1st	2nd	Total
Miami	34	45	79
Wake Forest	48	48	96

Last FG - UM 2nd-00:35, WF 2nd-00:48.
Largest lead - UM None, WF by 23 2nd-17:57.
UM led for 00:00. WF led for 38:21. Game was tied for 01:39.

Score tied - 0 times.
Lead changed - 0 times.

Official Basketball Box Score -- Game Totals -- Final Statistics
Miami vs Duke
01-21-17 8:20 p.m. at Cameron Indoor Stadium (Durham, N.C.)

Miami 58 • 12-6. 2-4

#	Player	Total		3-Ptr		Rebounds				PF	TP	A	To	Blk	Stl	Min
		FG-FGA	FT-FTA	FG-FGA	FT-FTA	Off	Def	Tot								
20	Dewan Huell	f 3-5	0-0	1-3	0	3	3	3	7	0	3	0	3	0	0	26
21	Kamar Murphy	f 2-7	0-0	0-1	7	8	15	2	4	1	3	2	0	0	27	
00	Ja'Quan Newton	g 5-13	0-1	3-6	0	3	3	3	13	1	4	0	1	33		
05	Davon Reed	g 6-13	5-8	2-2	0	4	4	2	19	1	4	0	3	40-		
11	Bruce Brown	g 6-10	2-3	1-1	0	5	5	2	15	6	1	1	2	38-		
02	Mike Robinson	0-0	0-0	0-0	0	0	0	0	0	0	0	0	0	0	0+	
03	Anthony Lawrence	0-3	0-2	0-0	0	0	0	4	0	0	0	0	0	0	14	
04	DJ Vasiljevic	0-2	0-2	0-0	0	1	1	1	0	0	1	0	0	0	8	
15	Ebuka Izundu	0-2	0-0	0-2	1	1	2	1	0	1	1	0	0	0	14	
35	Chris Stowell	0-0	0-0	0-0	0	0	0	0	0	0	0	0	0	0	0+	
	Team				1	2	3			1						
	Totals	22-55	7-16	7-15	12	24	36	18	58	10	18	3	6	200		

FG % 1st Half: 14-32 43.8%
3% 1st Half: 6-12 50.0%
FT % 1st Half: 2-8 25.0%

2nd half: 8-23 34.8%
2nd half: 1-4 25.0%
2nd half: 7-15 46.7%

Game: 22-55 40.0%
Game: 12-24 50.0%
Game: 7-15 45.3%

Deadball
Refrnds:
2.1

Duke 70 • 15-4, 3-3

#	Player		Total			3-Ptr		Rebounds				A	TO	Bk	Stl	Min
			FG-FGA	FG-FGA	FT-FTA	Off	Def	Tot	Pf	TP						
00	Jayson Tatum	f	4-9	1-4	5-6	0	3	3	5	14	1	3	1	0	25	
01	Harry Giles		1-2	0-0	0-0	1	2	3	3	2	0	0	0	0	8	
21	Amile Jefferson	f	1-4	0-0	3-6	1	11	12	1	5	1	0	1	0	2	34
03	Grayson Allen		2-9	0-3	3-4	0	2	2	1	7	2	2	0	0	2	28
05	Luke Kennard	g	3-8	1-3	4-4	1	4	5	3	11	1	1	1	0	29	
13	Matt Jones		5-7	3-5	0-0	0	2	2	2	13	0	2	0	3	29	
15	Frank Jackson		4-7	0-1	2-3	0	1	1	3	10	4	0	0	2	24	
20	Marques Bolden		4-6	0-0	0-0	3	1	4	1	8	0	1	0	0	23	
	Team					1	1	2								
	Totals		24-52	5-16	17-23	7	27	34	19	70	9	10	2	9	200	
	FG % 1st Half:	8-28	28.6%	2nd half:	16-24	66.7%	Game:	24-52	46.2%							Deadball Rebounds
	3FG % 1st Half:	0-8	0.0%	2nd half:	5-8	62.5%	Game:	5-16	31.3%							
	FT % 1st Half:	9-12	75.0%	2nd half:	8-11	72.7%	Game:	17-23	73.9%							2

Officials: Les Jones, Brian Dorsey, Tim Clougherty
Technical fouls: Miami-None. Duke-None.
Attendance: 9314
DU - Tatum fouled out at 1:05 in 2nd

Score by periods	1st	2nd	Total
Miami	36	22	58
Duke	25	45	70

Last FG - UM 2nd-00:27, DU 2nd-02:34.
Largest lead - UM by 12 1st-02:26, DU by 21 2nd-05:14.
UM led for 20:53. DU led for 16:07. Game was tied for 03:00.

Score tied - 2 times.
Lead changed - 3 times.

Official Basketball Box Score -- Game Totals -- Final Statistics
Boston College vs Miami
01-25-17 9 p.m. at Watsco Center | Coral Gables, Fla.

Boston College 77 • 9-12 (2-6)

#	Player	Total			3-Ptr			Rebounds									
		FG-FGA	FG-FG%	FT-FTA	FG-FGA	FG-FG%	FT-FTA	Off	Def	TP	PF	TP	A	TO	Blk	Stl	Min
02	Tava, Connor	f	2-4	0-0	0-0			0	2	2	5	4	2	1	0	1	28
11	Turner, AJ		6-11	3-6	0-0			1	3	4	1	15	2	0	0	1	37
15	Jefferis, Mo		4-8	0-0	1-2			4	5	9	2	9	1	1	1	1	25
00	Bowman, Ky	g	3-8	2-4	2-4			0	6	6	4	10	3	3	0	1	39
01	Robinson, Jerome	g	9-18	2-6	7-9			0	3	3	3	27	6	4	0	1	35
21	Popovic, Nik		3-6	0-0	0-0			0	2	2	2	6	0	0	0	0	13
25	Chatman, Jordan		2-7	2-5	0-0			1	3	4	1	6	1	3	1	4	23
Totals			29-62	9-23	10-15			9	24	33	18	77	16	12	2	9	200
FG % 1st Half: 9-29			31.0%	2nd half: 20-33				Game: 29-62				46.8%	Deadball Rebounds				
3FG % 1st Half: 2-10			20.0%	2nd half: 7-13				Game: 9-24				38.1%					
FT % 1st Half: 2-4			50.0%	2nd half: 8-11				Game: 10-15				66.7%					

Miami 78 • 13-6 (3-4)

#	Player		Total			3-Ptr			Rebounds				PF	TP	A	To	Blk	Stl	Min
			FG-FGA	FG-FGA	FT-FTA	Off	Def	Total											
21	Kamari Murphy	f	2-5	0-0	4-4	1	6	7	3	8	0	2	1	1	33				
00	Ja'Quan Newton	g	8-13	0-1	7-7	1	4	5	1	23	2	5	0	2	32				
03	Anthony Lawrence	g	2-5	2-4	1-2	1	5	6	1	7	1	3	0	0	30				
05	Davon Reed	g	6-10	2-5	3-3	1	2	3	4	17	4	4	3	1	37				
11	Bruce Brown	g	4-8	1-2	3-7	0	6	6	2	12	4	0	1	2	35				
04	DJ Vasiljevic		1-6	1-6	0-0	0	1	1	0	3	0	0	0	0	16				
15	Ebuka Izundu		0-2	0-0	0-0	0	2	2	2	0	0	0	0	0	6				
20	Dewan Huell		4-5	0-0	0-1	2	1	3	2	8	1	1	0	1	11				
	Team					1	1	2											
	Totals		27-54	6-18	18-24	7	28	35	15	78	12	15	5	7	200				
	FG % 1st Half:	12-25	48.0%	2nd half:	15-29	51.7%	Game:	27-54	50.0%									Deadball	
	3FG % 1st Half:	4-9	44.4%	2nd half:	2-9	22.2%	Game:	6-18	33.3%									Rebounds	
	FT % 1st Half:	2-5	40.0%	2nd half:	16-19	84.2%	Game:	18-24	75.0%									2	

Officials: Mike Eades, Tim Nestor, Roger Ayers
Technical fouls: Boston College-None. Miami-None.
Attendance: 7139

Score by periods	1st	2nd	Total
Boston College	22	55	77
Miami	30	48	78

Last FG - BC 2nd-00:01, UM 2nd-05:08.
Largest lead - BC by 3 1st-19:45, UM by 17 2nd-08:52.
BC led for 00:19. UM led for 38:32. Game was tied for 00:45.

Score tied - 1 time.
Lead changed - 1 time.



Official Basketball Box Score -- Game Totals -- Final Statistics
North Carolina vs Miami
01-28-17 1:07 p.m. at Watsco Center | Coral Gables, Fla.

North Carolina 62 • 19-4 (7-2)

#	Player	Total		3-Ptr		Rebounds			PF	TP	A	TO	Bk	Stl	Min
		FG-FGA	FG-FGA	FT-FTA	Off Def Tot	PF	TP	A							
03	Meeks,Kennedy	f	1-3	0-0	3-4	2	4	6	2	5	0	0	0	0	19
04	Hicks,Isaiah	f	3-6	0-0	1-2	0	6	6	3	7	1	2	2	0	23
44	Jackson,Justin	f	7-16	4-10	3-4	1	0	1	1	21	4	4	0	0	33
02	Berry II,Joel	g	0-8	0-4	2-2	0	1	1	3	2	4	2	0	1	30
24	Williams,Kenny	g	1-8	0-5	0-0	1	2	3	1	2	1	1	0	0	24
00	Britt,Nate		3-4	2-3	2-2	0	2	2	5	10	3	2	0	0	22
05	Bradley,Tony		3-7	0-0	0-1	3	3	6	4	6	1	1	0	1	16
11	Rush,Shea		0-0	0-0	0-2	0	0	0	0	0	0	0	0	0	0+
13	Coker,Kanler		0-0	0-0	0-0	0	0	0	0	0	0	0	0	0	0+
14	Robinson,Brandon		1-2	1-2	2-2	0	1	1	2	5	0	0	0	0	12
21	Woods,Seventh		0-1	0-0	0-0	0	3	3	0	0	1	2	1	0	11
25	Rohlman,Aaron		0-0	0-0	0-0	0	0	0	0	0	0	0	0	0	0+
30	White,Stilman		0-0	0-0	0-0	0	0	0	0	0	0	0	0	0	0+
32	Maye,Luke		2-5	0-0	0-0	1	1	2	1	4	1	0	0	0	10
Team					4	1	5								
Totals			21-60	7-24	13-19	12	24	36	25	62	12	14	3	2	200

FG % 1st Half: 6-29 20.7% 2nd half: 15-31 48.4% Game: 21-60 35.0% Deadball Rebounds 2
3FG % 1st Half: 2-9 22.2% 2nd half: 5-15 33.3% Game: 7-24 29.2%
FT % 1st Half: 8-8 100.0 2nd half: 5-11 45.5% Game: 13-19 68.4%

Miami 77 • 14-6 (4-4)

#	Player	Total		3-Ptr		Rebounds			PF	TP	A	TO	Bk	Stl	Min
		FG-FGA	FG-FGA	FT-FTA	Off Def Tot	PF	TP	A							
21	Kamari Murphy	f	2-5	0-0	0-0	4	5	9	4	4	0	1	1	0	29
00	Ja'Quan Newton	g	6-14	0-2	6-6	1	6	7	4	18	3	2	0	1	27
03	Anthony Lawrence	g	1-5	1-4	0-0	0	4	4	3	3	4	1	1	3	31
05	Davon Reed	g	3-12	1-4	7-9	2	5	7	3	14	2	1	0	1	37
11	Bruce Brown	g	8-11	4-6	10-13	1	3	4	2	30	5	4	2	2	34
02	Mike Robinson		0-0	0-0	0-0	0	0	0	1	0	0	0	0	0	0+
04	DJ Vasiljevic		1-5	1-4	0-0	0	1	1	0	3	0	0	0	0	15
15	Ebuka Izundu		0-1	0-0	0-0	0	3	3	2	0	0	2	0	0	8
20	Dewan Huell		2-3	0-0	1-2	1	0	1	1	5	0	1	0	1	19
35	Chris Stowell		0-0	0-0	0-0	0	0	0	0	0	0	0	0	0	0+
Team					2	3	5								
Totals			23-56	7-20	24-30	11	30	41	20	77	14	10	6	8	200

FG % 1st Half: 12-25 48.0% 2nd half: 11-31 35.5% Game: 23-56 41.1% Deadball Rebounds 4,1
3FG % 1st Half: 4-8 50.0% 2nd half: 3-12 25.0% Game: 7-20 35.0%
FT % 1st Half: 11-12 91.7% 2nd half: 13-18 72.2% Game: 24-30 80.0%

Officials: Ron Groover, Sean Hull, John Gaffney
Technical fouls: North Carolina-Berry II,Joel. Miami-None.
Attendance: 7563

Score by periods	1st	2nd	Total
North Carolina	22	40	62
Miami	39	38	77

Last FG - NC 2nd-00:23, UM 2nd-01:27.
Largest lead - NC by 9 1st-16:28, UM by 22 2nd-14:00.
NC led for 05:52. UM led for 33:15. Game was tied for 00:53.

Score tied - 2 times.
Lead changed - 3 times.

Official Basketball Box Score -- Game Totals -- Final Statistics
Florida State vs Miami
02-01-17 8:06 p.m. at Watsco Center | Coral Gables, Fla.

Florida State 75 • 19-4 (7-3)

#	Player	Total		3-Ptr		Rebounds			PF	TP	A	TO	Bk	Stl	Min
		FG-FGA	FG-FGA	FT-FTA	Off Def Tot	PF	TP	A							
01	Isaac, Jonathan	*	5-7	1-1	4-4	3	4	7	1	15	2	1	1	3	25
04	Bacon, Dwayne	*	6-16	1-4	2-2	0	1	1	1	15	3	1	0	0	32
14	Mann, Terance	*	4-6	1-2	2-2	3	0	3	4	11	2	0	0	1	29
22	Rathan-Mayes, Xavier	*	4-8	3-7	2-2	0	3	3	1	13	4	2	0	2	32
50	Ojo, Michael	*	1-1	0-0	3-3	1	1	2	3	5	0	2	1	3	18
00	Cofer, Phil		1-2	0-0	0-0	1	2	3	1	2	0	0	0	0	13
02	Walker, CJ		1-3	0-1	0-0	0	1	1	1	2	1	1	0	1	8
03	Forrest, Trent		1-3	0-0	0-0	1	0	1	1	2	0	0	0	1	11
05	Savoy, PJ		1-1	1-1	0-0	0	0	0	0	3	0	1	0	0	4
11	Angola-Rodas, Braian		0-1	0-1	0-0	0	0	0	0	1	0	0	0	0	5
21	Koumadje, Christ		2-2	0-0	0-0	0	2	2	2	4	0	1	0	0	6
23	Smith, Jarquez		1-2	0-1	1-2	0	1	1	3	3	0	0	2	0	17
Team					1	2	3								
Totals			27-52	7-18	14-15	10	17	27	19	75	12	9	4	11	200

FG % 1st Half: 12-27 44.4% 2nd half: 15-25 60.0% Game: 27-52 51.9% Deadball Rebounds 0
3FG % 1st Half: 4-10 40.0% 2nd half: 3-8 37.5% Game: 7-18 38.9%
FT % 1st Half: 3-4 75.0% 2nd half: 11-11 100.0 Game: 14-15 93.3%

Miami 57 • 14-7 (4-5)

#	Player	Total		3-Ptr		Rebounds			PF	TP	A	TO	Bk	Stl	Min
		FG-FGA	FG-FGA	FT-FTA	Off Def Tot	PF	TP	A							
00	Ja'Quan Newton	*	4-5	0-0	4-4	0	3	3	2	12	2	5	0	1	32
03	Anthony Lawrence	*	1-4	0-3	0-0	0	2	2	2	2	1	0	0	0	30
05	Davon Reed	*	5-11	1-5	1-2	2	2	4	1	12	0	2	0	0	31
11	Bruce Brown	*	4-10	0-1	9-11	2	3	5	3	17	1	4	0	2	36
21	Kamari Murphy	*	1-4	0-0	2-3	1	4	5	2	4	1	2	0	2	33
04	DJ Vasiljevic		1-2	1-2	0-0	1	0	1	0	3	0	0	0	0	8
14	Rodney Miller		0-0	0-0	0-0	0	0	0	0	0	0	0	0	0	3
15	Ebuka Izundu		0-0	0-0	0-0	1	0	1	0	0	0	1	0	0	5
20	Dewan Huell		3-6	0-0	1-2	1	0	1	1	7	0	0	1	0	22
Team					2	2	4								
Totals			19-42	2-11	17-22	10	16	26	11	57	5	14	1	5	200

FG % 1st Half: 11-23 47.8% 2nd half: 8-19 42.1% Game: 19-42 45.2% Deadball Rebounds 1
3FG % 1st Half: 1-6 16.7% 2nd half: 1-5 20.0% Game: 2-11 18.2%
FT % 1st Half: 11-12 91.7% 2nd half: 6-10 60.0% Game: 17-22 77.3%

Officials:
Technical fouls: Florida State-None. Miami-None.
Attendance: 7279

Score by periods	1st	2nd	Total
Florida State	31	44	75
Miami	34	23	57

Last FG - FS 2nd-00:34, UM 2nd-00:24.
Largest lead - FS by 22 2nd-01:39, UM by 7 1st-01:07.
FS led for 25:26. UM led for 10:36. Game was tied for 03:58.

Score tied - 6 times.
Lead changed - 8 times.

Official Basketball Box Score -- Game Totals -- Final Statistics
Miami vs NC State
02-04-17 3:00 p.m. at Raleigh, N.C. (PNC Arena)

Miami 84 • 15-7, 5-5 ACC

#	Player	Total		3-Ptr		Rebounds			PF	TP	A	TO	Bk	Stl	Min
		FG-FGA	FG-FGA	FT-FTA	Off Def Tot	PF	TP	A							
00	Ja'Quan Newton	*	5-15	0-2	3-4	1	2	3	1	13	5	2	0	2	34
05	Davon Reed	*	9-17	7-10	1-1	1	6	7	2	26	3	2	0	1	36
11	Bruce Brown	*	3-8	1-3	0-0	1	1	2	2	7	6	1	0	1	32
20	Dewan Huell	*	1-2	0-0	1-2	1	1	2	1	3	0	1	0	0	12
21	Kamari Murphy	*	0-1	0-0	0-0	3	2	5	0	0	0	1	0	0	18
03	Anthony Lawrence		7-9	3-5	2-2	1	3	4	1	19	2	1	1	0	32
04	DJ Vasiljevic		0-1	0-1	0-0	0	1	1	0	0	0	0	0	0	9
15	Ebuka Izundu		6-9	0-0	4-5	4	2	6	5	16	0	2	1	1	27
Team					5	1	6								
Totals			31-62	11-21	11-14	17	19	36	12	84	16	11	2	5	200

FG % 1st Half: 15-31 48.4% 2nd half: 16-31 51.6% Game: 31-62 50.0% Deadball Rebounds 1
3FG % 1st Half: 5-9 55.6% 2nd half: 6-12 50.0% Game: 11-21 52.4%
FT % 1st Half: 1-1 100.0 2nd half: 10-13 76.9% Game: 11-14 78.6%

NC State 79 • 14-10, 3-8 ACC

00 ABU,ABDUL-MALIK * 4-5 0-0 2-2 2 3 5 0 10 0 1 1 1 37
 03 HENDERSON,TERRY * 7-10 5-6 2-3 1 3 4 0 21 1 3 1 0 38
 04 SMITH,JR, DENNIS * 10-15 5-8 6-8 1 1 2 4 31 9 5 0 3 39
 14 YURTSEVEN,OMER * 3-8 0-0 4-4 0 4 4 2 10 2 0 5 1 28
 24 ROWAN,MAVERICK * 2-7 1-3 0-0 0 3 3 4 5 3 1 0 0 30
 02 DORN,TORIN 1-3 0-1 0-0 0 0 0 1 2 0 1 0 0 15
 11 JOHNSON,MARKELL 0-0 0-0 0-0 0 0 0 0 0 0 0 0 0 2
 21 ANYA,BEEJAY 0-0 0-0 0-0 0 2 2 1 0 0 0 4 0 9
 23 KAPITA,TED 0-0 0-0 0-0 0 0 0 0 0 0 0 0 0 2
 Team 1 0 1
 Totals 27-48 11-18 14-17 5 16 21 12 79 15 11 11 5 200



Official Basketball Box Score -- Game Totals -- Final Statistics
Miami vs LOUISVILLE
02-11-17 2:05PM at KFC Yum! Center, Louisville, KY

Miami 66 • 16-8,6-6

#	Player	Total		3-Ptr		Rebounds			PF	TP	A	TO	Blk	Stl	Min
		FG-FGA	FT-FTA	FG-FGA	FT-FTA	Off	Def	Tot							
20	Dewan Huell	f	2-2	0-0	0-0	0	3	3	2	4	1	1	1	1	14
21	Kamari Murphy	f	4-4	0-0	2-4	1	1	2	4	10	0	0	0	0	27
00	Ja'Quan Newton	g	5-12	2-3	3-5	0	5	5	0	15	2	1	0	1	34
05	Davon Reed	g	3-12	1-5	0-0	2	2	4	3	7	3	0	0	1	36
11	Bruce Brown	g	4-10	0-1	4-6	2	5	7	3	12	4	3	0	0	36
03	Anthony Lawrence		1-5	1-4	4-4	1	2	3	1	7	3	0	1	0	26
04	DJ Vasiljevic		1-3	1-2	0-0	0	0	0	0	3	0	0	0	1	11
14	Rodney Miller		0-0	0-0	0-0	0	0	0	0	0	0	0	0	0	1
15	Ebuka Izundu		3-4	0-0	2-2	2	3	5	4	8	0	3	2	0	15
Team						2	1	3							
Totals			23-52	5-15	15-21	10	22	32	17	66	13	8	4	4	200
FG % 1st Half: 14-27		51.9%	2nd half: 9-25		36.0%	Game: 23-52		44.2%	Deadball		Rebounds				
3FG % 1st Half: 3-8		37.5%	2nd half: 2-7		28.6%	Game: 5-15		33.3%							
FT % 1st Half: 2-5		40.0%	2nd half: 13-16		81.3%	Game: 15-21		71.4%							

LOUISVILLE 71 • 20-5,8-4

#	Player	Total		3-Ptr		Rebounds			PF	TP	A	TO	Blk	Stl	Min
		FG-FGA	FT-FTA	FG-FGA	FT-FTA	Off	Def	Tot							
00	KING, VJ	f	1-1	1-1	0-0	0	0	0	2	3	0	0	0	0	5
10	JOHNSON, Jaylen	f	3-6	0-0	4-4	4	4	8	3	10	0	1	1	2	27
14	MAHMOUD, Anas	c	0-0	0-0	0-0	0	2	2	0	0	3	0	0	0	8
04	SNIDER, Quentin	g	3-8	3-5	4-4	1	2	3	2	13	4	3	0	0	33
45	MITCHELL, Donovan	g	6-17	3-9	3-5	1	1	2	4	18	4	1	1	1	38
12	MATHIAS, Mangok		2-5	0-0	3-4	4	4	8	2	7	1	0	1	1	32
13	SPALDING, Ray		0-1	0-0	0-0	0	4	4	2	0	1	1	0	0	13
22	ADEL, Deng		6-14	4-10	2-3	2	3	5	0	18	3	0	1	0	36
23	LEVITCH, David		1-3	0-2	0-0	0	2	2	1	2	0	0	0	0	4
30	McMAHON, Ryan		0-1	0-1	0-0	0	0	0	2	0	0	0	0	0	4
Team						2	0	2							
Totals			22-56	11-28	16-20	14	22	36	18	71	13	9	4	4	200
FG % 1st Half: 8-25		32.0%	2nd half: 14-31		45.2%	Game: 22-56		39.3%	Deadball		Rebounds				
3FG % 1st Half: 4-13		30.8%	2nd half: 7-15		46.7%	Game: 11-28		39.3%							
FT % 1st Half: 6-8		75.0%	2nd half: 10-12		83.3%	Game: 16-20		80.0%							

Officials: Brian Dorsey, Jeffrey Anderson, Brian O'Connell
Technical fouls: Miami-TEAM. LOUISVILLE-None.
Attendance: 21427

Score by periods			1st	2nd	Total			
Miami			33	33	66			
LOUISVILLE			26	45	71			

Last FG - UM 2nd-00:07, LOU 2nd-00:41.
Largest lead - UM by 14 1st-10:51, LOU by 8 2nd-03:57.
UM led for 33:18. LOU led for 04:57. Game was tied for 01:45.
Score tied - 2 times.
Lead changed - 1 time.

Official Basketball Box Score -- Game Totals -- Final Statistics
Georgia Tech vs Miami
02-15-17 8 p.m. at Watsco Center | Coral Gables, Fla.

Georgia Tech 61 • 15-11 (6-7)

#	Player	Total		3-Ptr		Rebounds			PF	TP	A	TO	Blk	Stl	Min
		FG-FGA	FT-FTA	FG-FGA	FT-FTA	Off	Def	Tot							
12	Stephens, Quinton	f	2-9	2-8	0-0	0	6	6	4	6	1	1	0	2	36
30	Heyward, Corey	f	0-1	0-1	0-0	1	1	2	1	0	0	0	0	0	20
44	Lammers, Ben	c	6-12	1-1	2-2	0	3	3	3	15	3	2	4	0	40
05	Okogie, Josh	g	7-11	4-5	0-1	0	2	2	3	18	0	4	1	2	32
11	Heath, Josh	g	3-8	0-3	0-0	0	1	1	0	6	9	1	0	2	38
00	Moore, Justin		3-3	1-1	0-0	0	2	2	5	7	2	2	0	1	9
01	Jackson, Tadic		4-8	1-4	0-0	0	0	0	2	9	2	2	0	1	24
32	McCormick, Kellen		0-0	0-0	0-0	0	0	0	0	0	0	0	0	0	1
Team						1	0	1							
Totals			25-52	9-23	2-3	2	15	17	18	61	17	12	5	8	200
FG % 1st Half: 14-28		50.0%	2nd half: 11-24		45.8%	Game: 25-52		48.1%	Deadball		Rebounds				
3FG % 1st Half: 4-12		33.3%	2nd half: 5-11		45.5%	Game: 9-23		39.1%							
FT % 1st Half: 0-1		0.0%	2nd half: 2-2		100.0	Game: 2-3		66.7%							

Miami 70 • 17-8 (7-6)

#	Player	Total		3-Ptr		Rebounds			PF	TP	A	TO	Blk	Stl	Min
		FG-FGA	FT-FTA	FG-FGA	FT-FTA	Off	Def	Tot							
21	Kamari Murphy	f	3-4	0-0	3-4	2	6	8	1	9	0	1	0	2	37
15	Ebuka Izundu	c	1-2	0-0	0-0	0	3	3	0	2	0	0	0	0	13
03	Anthony Lawrence	g	0-1	0-0	4-5	0	4	4	2	4	2	6	0	1	29
05	Davon Reed	g	8-11	3-4	2-4	0	7	7	2	21	1	2	0	3	35
11	Bruce Brown	g	1-4	0-2	6-6	1	2	3	1	8	5	4	0	1	37
04	DJ Vasiljevic		4-9	3-6	2-2	0	2	2	0	13	1	1	0	0	28
20	Dewan Huell		4-7	0-0	5-6	1	1	2	0	13	0	1	2	1	21
Team						1	1	2							
Totals			21-38	6-12	22-27	5	26	31	6	70	9	17	2	8	200
FG % 1st Half: 12-23		52.2%	2nd half: 9-15		60.0%	Game: 21-38		55.3%	Deadball		Rebounds				
3FG % 1st Half: 3-7		42.9%	2nd half: 3-5		60.0%	Game: 6-12		50.0%							
FT % 1st Half: 11-12		91.7%	2nd half: 11-15		73.3%	Game: 22-27		81.5%							

Officials: Roger Ayers, Ted Valentine, Terry Wymer
Technical fouls: Georgia Tech-None. Miami-None.
Attendance: 7111
Foul (2nd Half) 08:37 was reviewed, call was changed to Flagrant 1 foul(#05GT)

Score by periods			1st	2nd	Total			
Georgia Tech			32	29	61			
Miami			38	32	70			

Last FG - GT 2nd-00:47, UM 2nd-05:10.
Largest lead - GT by 5 1st-17:46, UM by 13 2nd-06:36.
GT led for 08:18. UM led for 27:57. Game was tied for 03:45.
Score tied - 2 times.
Lead changed - 7 times.

Official Basketball Box Score -- Game Totals -- Final Statistics
Clemson vs Miami
02-18-17 12:05 PM at Watsco Center | Coral Gables, Fla.

Clemson 65 • 14-12 (4-10)

#	Player	Total		3-Ptr		Rebounds			PF	TP	A	TO	Blk	Stl	Min
		FG-FGA	FT-FTA	FG-FGA	FT-FTA	Off	Def	Tot							
05	BLOSSOMGAME, Jaron	f	7-15	0-5	2-5	2	6	8	4	16	0	3	0	0	36
14	THOMAS, Elijah	f	5-8	0-0	2-5	5	6	11	2	12	1	0	0	1	24
15	GRANTHAM, Donté	f	0-3	0-2	0-0	2	1	3	0	0	0	0	1	0	20
04	MITCHELL, Shelton	g	4-7	0-0	2-2	0	1	1	2	10	3	1	0	0	29
12	HOLMES, Avry	g	3-5	2-2	0-0	0	0	0	1	8	0	1	0	1	21
02	REED, Marquise		6-13	1-4	2-3	0	0	0	2	15	2	0	0	1	30
10	DeVOE, Gabe		0-5	0-4	0-0	1	2	3	1	0	2	2	0	0	25
50	DJITTE, Sidy		2-3	0-0	0-0	1	4	5	1	4	0	0	0	0	15
Team						2	3	5							
Totals			27-59	3-17	8-15	13	23	36	13	65	8	7	1	3	200
FG % 1st Half: 14-28		50.0%	2nd half: 13-31		41.9%	Game: 27-59		45.8%	Deadball		Rebounds				
3FG % 1st Half: 3-9		33.3%	2nd half: 0-8		0.0%	Game: 3-17		17.6%							
FT % 1st Half: 2-3		66.7%	2nd half: 6-12		50.0%	Game: 8-15		53.3%							



Official Basketball Box Score -- Game Totals -- Final Statistics
Duke vs Miami
02-25-17 4 p.m. at Watsco Center | Coral Gables, Fla.

Duke 50 • 22-7 (10-6)

#	Player	Total		3-Ptr		Rebounds			PF	TP	A TO Blk			Stl	Min
		FG-FGA	FG-FGA	FT-FTA	FT-FTA	Off	Def	Tot			A	TO	Blk	Stl	
00	Jayson Tatum	f	4-16	0-7	0-0	3	4	7	0	8	2	0	1	1	40
01	Harry Giles	f	1-4	0-0	0-2	5	3	8	1	2	0	1	0	1	19
21	Amile Jefferson	f	2-3	0-0	0-2	0	5	5	3	4	0	3	0	0	21
05	Luke Kennard	g	6-20	2-6	2-3	1	5	6	1	16	1	3	1	2	40
13	Matt Jones	g	2-9	0-3	0-0	3	0	3	2	4	3	3	0	1	37
15	Frank Jackson		6-11	3-5	1-2	1	5	6	2	16	3	3	0	1	29
20	Marques Bolden		0-3	0-0	0-0	2	2	4	2	0	0	0	3	0	14
Team						6	1	7							
Totals			21-66	5-21	3-9	21	25	46	11	50	9	13	5	6	200
FG % 1st Half: 10-29		34.5%	2nd half: 11-37		29.7%	Game: 21-66		31.8%	Deadball		Rebounds				
3FG % 1st Half: 1-7		14.3%	2nd half: 4-14		28.6%	Game: 5-21		23.8%							
FT % 1st Half: 0-2		0.0%	2nd half: 3-7		42.9%	Game: 3-9		33.3%							

Miami 55 • 20-8 (10-6)

#	Player	Total		3-Ptr		Rebounds			PF	TP	A TO Blk			Stl	Min
		FG-FGA	FG-FGA	FT-FTA	FT-FTA	Off	Def	Tot			A	TO	Blk	Stl	
21	Kamari Murphy	f	3-6	0-0	1-2	1	5	6	0	7	1	1	1	1	36
15	Ebuka Izundu	c	1-5	0-0	1-2	3	2	5	1	3	0	0	2	1	18
03	Anthony Lawrence	g	0-4	0-2	2-2	0	3	3	2	2	2	2	0	1	20
05	Davon Reed	g	3-11	0-1	3-4	3	7	10	2	9	1	1	0	3	37
11	Bruce Brown	g	11-18	1-2	2-2	1	3	4	3	25	4	1	2	2	36
00	Ja'Quan Newton		3-10	0-0	1-2	0	5	5	1	7	0	4	0	1	24
04	DJ Vasiljevic		0-3	0-3	0-0	0	2	2	1	0	0	0	0	0	20
20	Dewan Huell		1-1	0-0	0-0	1	0	1	0	2	0	0	0	0	9
Team						4	2	6							
Totals			22-58	1-8	10-14	13	29	42	10	55	8	10	5	9	200
FG % 1st Half: 10-29		34.5%	2nd half: 12-29		41.4%	Game: 22-58		37.9%	Deadball		Rebounds				
3FG % 1st Half: 1-7		14.3%	2nd half: 0-1		0.0%	Game: 1-8		12.5%							
FT % 1st Half: 1-2		50.0%	2nd half: 9-12		75.0%	Game: 10-14		71.4%							

Officials: Roger Ayers, John Gaffney, Brian O'Connell
Technical fouls: Duke-None. Miami-None.
Attendance: 7972

Score by periods	1st	2nd	Total
Duke	21	29	50
Miami	22	33	55

Last FG - DU 2nd-00:08, UM 2nd-00:05.
Largest lead - DU by 3 1st-07:52, UM by 10 2nd-14:52.
DU led for 07:44. UM led for 30:46. Game was tied for 01:30.

Score tied - 3 times.
Lead changed - 6 times.

Official Basketball Box Score -- Game Totals -- Final Statistics
Miami vs Florida State
03-04-17 4:00 pm at the Tucker Center - Tallahassee, Florida

Miami 57 • 20-10, 10-8 ACC

#	Player	Total		3-Ptr		Rebounds			PF	TP	A TO Blk			Stl	Min
		FG-FGA	FG-FGA	FT-FTA	FT-FTA	Off	Def	Tot			A	TO	Blk	Stl	
21	Kamari Murphy	f	2-5	0-0	0-1	1	8	9	1	4	0	1	0	0	33
00	Ja'Quan Newton	g	1-7	0-0	3-4	0	2	2	0	5	1	2	0	1	25
03	Anthony Lawrence	g	0-2	0-2	2-4	0	1	1	3	2	1	2	0	0	26
05	Davon Reed	g	6-11	4-7	6-6	0	6	6	2	22	6	3	0	0	39
11	Bruce Brown	g	4-9	2-3	0-0	0	0	0	4	10	1	1	1	2	32
04	DJ Vasiljevic		3-7	2-5	1-2	0	3	3	0	9	0	1	0	0	19
15	Ebuka Izundu		0-0	0-0	0-0	1	1	2	3	0	0	1	0	0	11
20	Dewan Huell		2-2	0-0	1-2	0	2	2	1	5	0	2	1	1	15
Team						2	0	2							
Totals			18-43	8-17	13-19	4	23	27	14	57	9	13	2	4	200
FG % 1st Half: 11-21		52.4%	2nd half: 7-22		31.8%	Game: 18-43		41.9%	Deadball		Rebounds				
3FG % 1st Half: 5-8		62.5%	2nd half: 3-9		33.3%	Game: 8-17		47.1%							
FT % 1st Half: 7-8		87.5%	2nd half: 6-11		54.5%	Game: 13-19		68.4%							

Florida State 66 • 24-7, 12-6 ACC

#	Player	Total		3-Ptr		Rebounds			PF	TP	A TO Blk			Stl	Min
		FG-FGA	FG-FGA	FT-FTA	FT-FTA	Off	Def	Tot			A	TO	Blk	Stl	
01	Isaac, Jonathan	f	0-3	0-2	2-2	0	3	3	3	2	1	1	1	0	20
23	Smith, Jarquez	f	5-10	0-0	1-1	3	2	5	1	11	1	1	0	0	16
50	Ojo, Michael	c	0-2	0-0	0-0	1	3	4	2	0	0	1	1	0	13
04	Bacon, Dwayne	g	8-17	2-8	5-7	0	2	2	2	23	2	1	0	1	33
22	Rathan-Mayes, Xavier	g	3-7	1-4	0-2	0	2	2	1	7	4	2	1	0	29
00	Cofer, Phil		0-0	0-0	0-0	0	1	1	0	0	0	1	0	0	5
02	Walker, CJ		1-4	0-1	1-1	1	1	2	1	3	1	0	0	1	15
03	Forrest, Trent		0-0	0-0	0-0	0	1	1	0	0	2	0	0	0	8
05	Savoy, PJ		1-3	1-3	0-0	0	2	2	0	3	0	0	0	0	5
11	Angola-Rodas, Braian		1-3	0-1	2-2	0	1	1	0	4	0	0	0	0	9
14	Mann, Terance		3-5	0-0	1-2	4	2	6	2	7	2	2	0	1	33
21	Koumadje, Christ		3-3	0-0	0-0	1	1	2	4	6	0	0	1	0	14
Team						1	2	3							
Totals			25-57	4-19	12-17	11	23	34	16	66	13	9	4	3	200
FG % 1st Half: 14-31		45.2%	2nd half: 11-26		42.3%	Game: 25-57		43.9%	Deadball		Rebounds				
3FG % 1st Half: 3-9		33.3%	2nd half: 1-10		10.0%	Game: 4-19		21.1%							
FT % 1st Half: 6-6		100.0%	2nd half: 6-11		54.5%	Game: 12-17		70.6%							

Officials: Jamie Luckie, Tim Comer, Ray Strons
Technical fouls: Miami-None. Florida State-None.
Attendance: 11675

Score by periods	1st	2nd	Total
Miami	34	23	57
Florida State	37	29	66

Last FG - UM 2nd-00:34, FS 2nd-00:01.
Largest lead - UM by 4 1st-08:22, FS by 11 2nd-04:16.
UM led for 03:26. FS led for 32:14. Game was tied for 04:20.

Score tied - 6 times.
Lead changed - 9 times.

Official Basketball Box Score -- Game Totals -- Final Statistics
Miami vs Virginia Tech
02-27-17 9:00 PM at Cassell Coliseum, Blacksburg, Va.

Miami 61 • 20-9 10-7

#	Player	Total		3-Ptr		Rebounds			PF	TP	A TO Blk			Stl	Min
		FG-FGA	FG-FGA	FT-FTA	FT-FTA	Off	Def	Tot			A	TO	Blk	Stl	
03	Anthony Lawrence	*	6-9	3-5	3-4	0	5	5	2	18	1	0	0	1	28
05	Davon Reed	*	3-10	1-4	4-5	1	8	9	1	11	2	0	0	3	36
11	Bruce Brown	*	3-8	1-5	1-2	1	2	3	5	8	5	2	0	1	31
15	Ebuka Izundu	*	0-2	0-0	0-0	0	2	2	3	0	0	0	0	0	16
21	Kamari Murphy	*	5-7	0-0	3-4	0	2	2	3	13	3	1	1	1	35
00	Ja'Quan Newton		1-5	0-1	0-0	0	0	0	3	2	4	4	0	0	24
04	DJ Vasiljevic		3-8	2-6	1-2	0	1	1	0	9	0	0	0	0	21
20	Dewan Huell		0-0	0-0	0-0	0	1	1	3	0	0	2	0	0	9
Team						3	0	3							
Totals			21-49	7-21	12-17	5	21	26	20	61	15	9	1	6	200
FG % 1st Half: 10-26		38.5%	2nd half: 11-23		47.8%	Game: 21-49		42.9%	Deadball		Rebounds				
3FG % 1st Half: 4-10		40.0%	2nd half: 3-11		27.3%	Game: 7-21		33.3%							
FT % 1st Half: 2-4		50.0%	2nd half: 10-13		76.9%	Game: 12-17		70.6%							

Virginia Tech 66 • 21-8, 10-7

#	Player		Total		3-Ptr		Rebounds			PF	TP	A TO Blk			Stl	Min
			FG	FGA	FG	FGA	FT	FTA	Off			Def	Tot	A		
02	Sy,Khadim	*	2-2	0-0	2-2		0	3	3	1	6	0	1	0	0	13
05	Robinson,Justin	*	1-4	0-1	3-6		0	1	1	4	5	4	4	0	2	20
10	Bibbs,Justin	*	2-4	1-3	0-0		0	5	5	0	5	0	0	0	0	38
13	Hill,Ahmed	*	2-7	1-5	2-4		0	0	0	4	7	2	0	0	1	31
42	Outlaw,Ty	*	8-11	8-10	0-0		0	4	4	2	24	2	0	0	0	38
04	Allen,Seth		3-5	0-1	6-6		0	2	2	0	12	4	4	0	0	33
32	LeDay,Zach		1-4	0-0	5-8		1	6	7	1	7	0	2	0	0	27
	Team						0	2	2							
	Totals		19-37	10-20	18-26		1	23	24	12	66	12	11	0	3	200
	FG % 1st Half:	9-18	50.0%	2nd half:	10-19	52.6%	Game:	19-37	51.4%							Deadball
	3FG % 1st Half:	6-12	50.0%	2nd half:	4-8	50.0%	Game:	10-20	50.0%							Rebounds
	FT % 1st Half:	3-6	50.0%	2nd half:	15-20	75.0%	Game:	18-26	69.2%							2,1

2016-17 MIAMI HURRICANES



0

JA'QUAN NEWTON

Jr. | G | 6-2 | 187
Philadelphia, Pa.
Neumann-Goretti HS



2

MIKE ROBINSON


So. | G | 5-10 | 170
New Britain, Conn.
New Britain HS



3

ANTHONY LAWRENCE, JR.

So. | G | 6-7 | 210
St. Petersburg, Fla.
Lakewood Senior HS



4

DEJAN "DJ" VASILJEVIC

Fr. | G | 6-3 | 198
Melbourne, Australia
Australian Institute of Sport



5

DAVON REED

Sr. | G | 6-6 | 220
Ewing, N.J.
Princeton Day School



11

BRUCE BROWN

Fr. | G | 6-5 | 190
Boston, Mass.
Vermont Academy



14

RODNEY MILLER, JR.


Fr. | C | 7-0 | 258
Laurelton, N.Y.
Oak Hill Academy



15

EBUKA IZUNDU

So. | C | 6-10 | 231
Charlotte, N.C. | Nigeria
Victory Christian Center



20

DEWAN HUELL

Jr. | F | 6-11 | 220
Miami, Fla.
Miami Norland HS



21

KAMARI MURPHY


RSr. | F | 6-8 | 220
Brooklyn, N.Y.
Oklahoma State | IMG | Lincoln HS



32

SAM WAARDENBURG

Fr. | F | 6-9 | 205
Henderson, New Zealand
Rangitoto College HS



35

CHRIS STOWELL

Jr. | F | 6-6 | 208
Exeter, N.H.
Tilton School | Exeter



JIM LARRAÑAGA

Head Coach




CHRIS CAPUTO

Associate Head Coach



JAMAL BRUNT

Assistant Coach




ADAM FISHER

Assistant Coach



JAMES JOHNSON

Director of Operations



11 BRUCE BROWN

Fr. | 6-5 | 190 | Guard
Boston, Mass. | Vermont Academy

All-ACC Academic Basketball Team, 2015, 2016, 2017
ACC Rookie of the Week - Dec. 12, 2016 & Feb. 28, 2017
2016 Jordan Brand Classic All-American

As a freshman, recorded Miami's second triple double in program history with 11 points, 11 rebounds and 10 assists against SC State on Dec. 6, 2016.

- Playing both point guard and two guard at Miami.
- Feisty defender. Competitive mentality. Active rebounder from the guard position.
- Offensively can get past defenders and finish at the rim.
- Boasts a 6-8 wingspan.
- Bench: 275 lbs. Added 50 lbs on bench since arrival at UM in July 2016.
- Increased 185 bench from eight reps to 16 from July to October 2016.
- Vertical: 42-inches, on 3-step approach.
- Five-star shooting guard at Vermont Academy in Saxton's River, Vt. Played at Vermont Academy two seasons.
- Ranked No. 30 by ESPN, No. 44 per Scout and No. 49 by Rivals.
- Won 2016 New England Prep School Basketball Class AA State Tournament.
- Named 2016 NEPSAC Tournament MVP ... First Team All-NEPSAC.
- Nike Basketball Academy, the NBPA Top 100 Camp and Nike Elite 100.
- Second Team All-EYBL performer playing for Boston Amateur Basketball Club ... With BABC at the Peach Jam in 2015, averaged 15.6 points, 5.6 rebounds, 2.0 steals, 1.8 assists and 1.4 blocks per game.
- Multi-sport athlete at Wakefield High School two years ... Played wide receiver and strong safety on the football team ... Also played baseball and JV soccer.
- Born Aug. 15, 1996 in Boston. Son of Roberta Brown and Bruce Brown. Brother to 10 siblings. Cousin of Jalen Adams (UConn).
- Started playing basketball at age six, first dunk was in eighth grade.
- Recorded Miami's second triple double in program history with 11 points, 11 rebounds and 10 assists against SC State on Dec. 6, 2016, the same day his uncle passed away and the team played the game "for Bruce's uncle".
- Favorites: Athlete: Russell Westbrook. Athlete in another sport: Neymar. Pro sports team: Patriots. Meal: Fried chicken / mac & cheese. Midnight snack: Zebra cakes. Video game: FIFA. Ice Cream: Vanilla. Cereal: Frosted Cheerios. Movie: Friday.
- TV Show: SportsCenter.
- When I played ball as a kid, I pretended I was: Rajon Rondo. When I was little, I wanted to be a: Police officer.

TRIPLE-DOUBLES				
Opposition	P	R	A	
SC State	11	11	10	
DOUBLE-DOUBLES				
Opposition	P	R		
SC State	11	11		
George Washington	14	12		

BROWN HIGHS

Points

Season: 30, vs. North Carolina, 1/28/17
ACC: 30, vs. North Carolina, 1/28/17

Rebounds

Season: 12, vs. Geo. Washington, 12/22/16
ACC: 9, vs. Notre Dame, 1/12/17

Assists

Season: 10, vs. SC State, 12/6/16
ACC: 6 (2x) last at NC State, 2/4/17

Steals

Season: 3 (4x) last vs. NC State, 12/31/16
ACC: 3, vs. NC State, 12/31/16

Blocked Shots

Season: 3 (2x) last vs. Notre Dame, 1/12/17
ACC: 3, vs. Notre Dame, 1/12/17

Field Goals

Season: 11, vs. Duke, 2/25/17
ACC: 11, vs. Duke, 2/25/17

Field Goal Attempts

Season: 18, vs. Duke, 2/25/17
ACC: 18, vs. Duke, 2/25/17

Free Throws

Season: 10, vs. North Carolina, 1/28/17
ACC: 10, vs. North Carolina, 1/28/17

Free Throw Attempts

Season: 13, vs. North Carolina, 1/28/17
ACC: 13, vs. North Carolina, 1/28/17

3-Point Field Goals

Season: 4, vs. North Carolina, 1/28/17
ACC: 4, vs. North Carolina, 1/28/17

3-Point Field Goal Attempts

Season: 6, vs. North Carolina, 1/28/17
ACC: 6, vs. North Carolina, 1/28/17

Minutes


Season: 44, at Virginia, 2/20/17
ACC: 44, at Virginia, 2/20/17

BROWN CAREER STATISTICS

Season	GP	GS	Min.	Avg.	FG	FGA	Pct.	FG	FGA	Pct.	FT	FTA	Pct.	Off.	Def.	Tot.	Avg.	PF	FO	Ast.	TO	Blk	Stl	Pts.	Avg.
2016-17	30	26	958	31.9	121	267	.453	30	84	.357	82	111	.739	46	126	172	5.7	76	2	100	62	18	45	354	11.8

2016-17	30	26	958	31.9	121	267	.453	30	84	.357	82	111	.739	46	126	172	5.7	76	2	100	62	18	45	354	11.8
---------	----	----	-----	------	-----	-----	------	----	----	------	----	-----	------	----	-----	-----	-----	----	---	-----	----	----	----	-----	------

BROWN 2016-17		TOTAL			3-PTS			FREE THROWS			REBOUNDS													
Opponent	Date	GS	Min	FG	FGA	Pct	3FG	FGA	Pct	FT	FTA	Pct	Off	Def	Tot	Avg	PF	FO	A	TO	Blk	Stl	Pts	Avg
W Carolina	11-11-16		25	2	8	.250	0	2	.000	3	6	.500	1	7	8	8.0	0	0	5	1	1	0	7	7.0
at North Florida	11-16-16		25	3	7	.429	0	1	.000	1	2	.500	2	4	6	7.0	1	0	2	0	0	2	7	7.0
Penn	11-19-16	*	27	6	10	.600	1	3	.333	2	2	1.000	2	3	5	6.3	2	0	1	1	3	3	15	9.7
vs Stanford	11-24-16		22	3	8	.375	0	2	.000	4	6	.667	2	4	6	6.3	3	0	2	0	0	1	10	9.8
vs Iowa State	11-25-16		21	1	5	.200	0	2	.000	0	0	.000	2	5	7	6.4	5	1	2	4	0	1	2	8.2
vs Florida	11-27-16	*	35	6	13	.462	2	4	.500	1	2	.500	3	1	4	6.0	3	0	1	2	0	2	15	9.3
RUTGERS	11-30-16	*	28	4	6	.667	0	1	.000	3	3	1.000	2	7	9	6.4	3	0	2	5	0	0	11	9.6
vs Wofford	12-03-16	*	37	3	4	.750	2	3	.667	4	4	1.000	2	3	5	6.3	1	0	1	2	0	3	12	9.9
SC STATE	12-06-16	*	30	5	11	.455	0	3	.000	1	2	.500	3	8	11	6.8	3	0	10	2	0	2	11	10.0
FAU	12-16-16	*	38	4	11	.364	0	3	.000	6	8	.750	2	6	8	6.9	2	0	6	2	0	2	14	10.4
GEO. WASH.	12-22-16	*	33	3	9	.333	2	2	1.000	6	6	1.000	2	10	12	7.4	1	0	2	0	0	0	14	10.7
COLUMBIA	12-28-16	*	33	3	7	.429	1	3	.333	1	2	.500	0	6	6	7.3	3	0	5	3	1	3	8	10.5
NC STATE	12-31-16	*	26	7	11	.636	1	2	.500	2	4	.500	3	5	8	7.3	4	0	4	2	1	3	17	11.0
at Syracuse	01-04-17	*	33	3	8	.375	2	4	.500	1	2	.500	4	3	7	7.3	2	0	2	2	0	1	9	10.9
NOTRE DAME	01-12-17	*	30	2	6	.333	2	3	.667	1	3	.333	2	7	9	7.4	1	0	1	4	3	1	7	10.6
at Pitt	01-14-17	*	32	7	13	.538	3	5	.600	0	0	.000	2	4	6	7.3	3	0	3	3	1	2	17	11.0
at Wake Forest	01-18-17	*	31	4	7	.571	0	1	.000	1	1	1.000	0	3	3	7.1	4	0	1	0	0	1	9	10.9
at Duke	01-21-17	*	38	6	10	.600	2	3	.667	1	1	1.000	0	5	5	6.9	2	0	6	1	1	2	15	11.1
BOSTON COLLEGE	01-25-17	*	35	4	8	.500	1	2	.500	3	7	.429	0	6	6	6.9	2	0	4	0	1	2	12	11.2
NORTH CAROLINA	01-28-17	*	34	8	11	.727	4	6	.667	10	13	.769	1	3	4	6.8	2	0	5	4	2	2	30	12.1
FLORIDA STATE	02-01-17	*	36	4	10	.400	0	1	.000	9	11	.818	2	3	5	6.7	3	0	1	4	0	2	17	12.3
at NC State	02-04-17	*	32	3	8	.375	1	3	.333	0	0	.000	1	1	2	6.5	2	0	6	1	0	1	7	12.1
VIRGINIA TECH	02-08-17	*	32	1	12	.083	0	5	.000	0	0	.000	0	5	5	6.4	3	0	4	2	0	1	2	11.7
at LOUISVILLE	02-11-17	*	36	4	10	.400	0	1	.000	4	6	.667	2	5	7	6.4	3	0	4	3	0	0	12	11.7
GEORGIA TECH	02-15-17	*	37	1	4	.250	0	2	.000	6	6	1.000	1	2	3	6.3	1	0	5	4	0	1	8	11.5
CLEMSON	02-18-17	*	29	4	8	.500	1	3	.333	0	0	.000	2	3	5	6.2	3	0	5	2	0	0	9	11.4
at Virginia	02-20-17	*	44	2	7	.286	1	4	.250	9	10	.900	1	2	3	6.1	2	0	0	4	1	2	14	11.5
DUKE	02-25-17	*	36	11	18	.611	1	2	.500	2	2	1.000	1	3	4	6.0	3	0	4	1	2	2	25	12.0
at Virginia Tech	02-27-17	*	31	3	8	.375	1	5	.200	1	2	.500	1	2	3	5.9	5	1	5	2	0	1	8	11.9
at Florida State	03-04-17	*	32	4	9	.444	2	3	.667	0	0	.000	0	0	0	5.7	4	0	1	1	1	2	10	11.8



20 DEWAN HUELL

Fr. | 6-11 | 220 | Forward
Miami, Fla. | Miami Norland HS

2016 McDonald's All-American

- Name is pronounced Duh-wan Hue-ull
- Five-star, top-25 power forward from local Norland High in Miami, Fla.
- Explosive player with ability to dunk in traffic.
- Good touch around the rim, developing baby hook shot.
- Elevates above the defense to score.
- Weighed 214 lbs in July 2016, up to 227 lbs by October.
- Never lifted weights before coming to UM.
- Ranked the No. 21 player by ESPN, No. 23 by Rivals and No. 25 by Scout.
- Named top player in the state of Florida by Scout. Second in the state by ESPN and Rivals.
- Nike Elite 100, LeBron James Skills Academy, adidas Nations Atlanta, adidas Nations California, Elite 24 all-star game, UA All-America Camp and the NBPA Top 100 Camp. adidas US select U-18 team at adidas Eurocamp in Treviso, Italy.
- Played AAU ball for Team Breakdown.
- Led the Norland Vikings to three state championships.
- *Miami Herald* Class 9A-6A Male Athlete of the Year. Two-time *Miami Herald* Class 8A-6A Boy's Basketball Player of the Year.
- Averaged 16.5 points, 8.7 rebounds and 1.8 blocks per game as a senior. Posted 19.2 points and 9.1 rebounds as a junior, 10.9 ppg, 7.9 rpg as a sophomore and 4.8 ppg and 3.7 rpg as a freshman at Norland.
- Also was on the track team where he participated in the 800 meter run and the high jump.
- Chose hometown Miami over offers from Kansas, North Carolina, Florida State, Florida and Louisville.
- Nickname is Stretch.
- Born Dec. 9, 1996 in Miami. Son of Christina Fernandez. Brother to six siblings: Three brothers – Dewell, Dewanis and Dylan (deceased); Three sisters – Deanna, Charese and Brittany. Cousin to former Canes football player Duke Johnson.
- Majoring in sports management.

- Favorites: Athlete: LeBron James. Athlete in another sport: Floyd Mayweather. Song right now: Pray for 'em – Meek Mills. Pro sports team: Heat. Meal: Mom's lasagna. Midnight snack: Gushers. Ice Cream: Cookies and cream. Cereal: Fruit Loops. Movie: The Purge 3. TV Shows: Ballers, Power, Survivor's Remorse. Musical Artist: G Herbo.
- When I played ball as a kid, I pretended I was: LeBron. When I was little, I wanted to be: The President or an astronaut. Now my dream job is: Coach.

HUELL HIGHS

Points

Season: 15, at North Florida, 11/16/16

ACC: 13, vs. Georgia Tech, 2/16/17

Rebounds

Season: 10, vs. FAU, 12/16/16

ACC: 8, at Wake Forest, 1/18/17

Assists

Season: 1 (6x) last at Louisville, 2/11/17

ACC: 1 (4x) last at Louisville, 2/11/17

Steals

Season: 2, vs. Rutgers, 11/30/16

ACC: 1 (8x) last at Florida State, 3/4/17

Blocked Shots

Season: 3, vs. Virginia Tech, 2/8/17

ACC: 3, vs. Virginia Tech, 2/8/17

Field Goals

Season: 6 (2x) last vs. Rutgers, 11/30/16

ACC: 4 (2x) last vs. Georgia Tech, 2/16/17

Field Goal Attempts

Season: 14, vs. Rutgers, 11/30/16

ACC: 9, at Wake Forest, 1/18/17

Free Throws

Season: 5, vs. Georgia Tech, 2/16/17

ACC: 5, vs. Georgia Tech, 2/16/17

Free Throw Attempts

Season: 6, vs. Georgia Tech, 2/16/17

ACC: 6, vs. Georgia Tech, 2/16/17

3-Point Field Goals

Season: --

ACC: --

3-Point Field Goal Attempts

Season: --

ACC: 1, vs. NC State, 12/31/16

Minutes

Season: 26, at Duke, 1/21/17

ACC: 26, at Duke, 1/21/17

HUELL CAREER STATISTICS

Season	GP	GS	Min.	Avg.	FG	FGA	Pct.	FG	FGA	Pct.	FT	FTA	Pct.	Off.	Def.	Tot.	Avg.	PF	FO	Ast.	TO	Blk	Stl	Pts.	Avg.
2016-17	30	15	537	17.9	73	139	.525	0	2	.000	32	49	.653	45	53	98	3.3	56	0	6	28	23	13	178	5.9

2016-17	30	15	537	17.9	73	139	.525	0	2	.000	32	49	.653	45	53	98	3.3	56	0	6	28	23	13	178	5.9
---------	----	----	-----	------	----	-----	------	---	---	------	----	----	------	----	----	----	-----	----	---	---	----	----	----	-----	-----

HUELL 2016-17		TOTAL					3-PTS			FREE THROWS			REBOUNDS													
Opponent	Date	GS	Min	FG	FGA	Pct	3FG	FGA	Pct	FT	FTA	Pct	Off	Def	Tot	Avg	PF	FO	A	TO	Blk	Stl	Pts	Avg		
W Carolina	11-11-16		25	5	9	.556	0	0	.000	3	3	1.000	2	5	7	7.0	2	0	1	1	1	0	13	13.0		
at North Florida	11-16-16		19	6	9	.667	0	0	.000	3	3	1.000	3	5	8	7.5	4	0	0	0	1	0	15	14.0		
Penn	11-19-16		24	5	6	.833	0	0	.000	1	1	1.000	5	0	5	6.7	2	0	0	2	0	0	11	13.0		
vs Stanford	11-24-16		19	1	1	1.000	0	0	.000	1	2	.500	1	2	3	5.8	2	0	0	0	0	1	3	10.5		
vs Iowa State	11-25-16		24	2	5	.400	0	0	.000	1	2	.500	2	4	6	5.8	4	0	0	1	1	0	5	9.4		
vs Florida	11-27-16		22	4	9	.444	0	0	.000	2	2	1.000	3	3	6	5.8	2	0	1	2	1	0	10	9.5		
RUTGERS	11-30-16	*	25	6	14	.429	0	0	.000	2	2	1.000	5	2	7	6.0	0	0	0	0	1	2	14	10.1		
vs Wofford	12-03-16	*	13	1	3	.333	0	0	.000	0	0	.000	0	1	1	5.4	3	0	0	3	0	0	2	9.1		
SC STATE	12-06-16	*	18	2	2	1.000	0	0	.000	1	2	.500	0	3	3	5.1	3	0	0	2	2	1	5	8.7		
FAU	12-16-16	*	24	4	10	.400	0	0	.000	1	2	.500	4	6	10	5.6	2	0	0	0	1	1	9	8.7		
GEO. WASH.	12-22-16	*	18	1	5	.200	0	0	.000	0	0	.000	0	1	1	5.2	1	0	0	0	1	0	2	8.1		
COLUMBIA	12-28-16	*	17	2	2	1.000	0	0	.000	0	0	.000	0	1	1	4.8	3	0	0	1	2	0	4	7.8		
NC STATE	12-31-16	*	14	0	3	.000	0	1	.000	0	0	.000	0	0	0	4.5	1	0	1	0	0	1	0	7.2		
at Syracuse	01-04-17	*	19	3	5	.600	0	0	.000	0	1	.000	2	1	3	4.4	2	0	1	1	0	1	6	7.1		
NOTRE DAME	01-12-17	*	10	1	1	1.000	0	0	.000	0	0	.000	0	0	0	4.1	0	0	0	0	0	0	2	6.7		
at Pitt	01-14-17	*	21	2	3	.667	0	0	.000	0	0	.000	1	2	3	4.0	1	0	0	1	2	1	4	6.6		
at Wake Forest	01-18-17	*	25	3	9	.333	0	0	.000	3	4	.750	2	6	8	4.2	4	0	0	0	1	0	9	6.7		
at Duke	01-21-17	*	26	3	5	.600	0	0	.000	1	3	.333	3	0	3	4.2	3	0	0	3	0	0	7	6.7		
BOSTON COLLEGE	01-25-17		11	4	5	.800	0	0	.000	0	1	.000	2	1	3	4.1	2	0	1	1	0	1	8	6.8		
NORTH CAROLINA	01-28-17		19	2	3	.667	0	0	.000	1	2	.500	1	0	1	4.0	1	0	0	1	0	1	5	6.7		
FLORIDA STATE	02-01-17		22	3	6	.500	0	0	.000	1	2	.500	1	0	1	3.8	1	0	0	0	1	0	7	6.7		
at NC State	02-04-17	*	12	1	2	.500	0	0	.000	1	2	.500	1	1	2	3.7	1	0	0	1	0	0	3	6.5		
VIRGINIA TECH	02-08-17	*	14	1	5	.200	0	1	.000	1	2	.500	3	2	5	3.8	2	0	0	0	3	0	3	6.4		
at LOUISVILLE	02-11-17	*	14	2	2	1.000	0	0	.000	0	0	.000	0	3	3	3.8	2	0	1	1	1	1	4	6.3		
GEORGIA TECH	02-15-17		21	4	7	.571	0	0	.000	5	6	.833	1	1	2	3.7	0	0	0	1	2	1	13	6.6		
CLEMSON	02-18-17		17	2	4	.500	0	0	.000	2	3	.667	1	0	1	3.6	2	0	0	1	1	0	6	6.5		
at Virginia	02-20-17		11	0	1	.000	0	0	.000	1	2	.500	1	0	1	3.5	2	0	0	1	0	0	1	6.3		
DUKE	02-25-17		9	1	1	1.000	0	0	.000	0	0	.000	1	0	1	3.4	0	0	0	0	0	0	2	6.2		
at Virginia Tech	02-27-17		9	0	0	.000	0	0	.000	0	0	.000	0	1	1	3.3	3	0	0	2	0	0	0	6.0		
at Florida State	03-04-17		15	2	2	1.000	0	0	.000	1	2	.500	0	2	2	3.3	1	0	0	2	1	1	5	5.9		



15 EBUKA IZUNDU

So. | 6-10 | 231 | Center

Charlotte, N.C. | Lagos, Nigeria | Victory Christian Center

- First name Ebuka is pronounced E-boo-kuh. Last name is E-zoon-du.
- Born in Lagos, Nigeria. Speaks African language of Igbo.
- Moved to the United States in 2013, at age 17.
- Grew up playing soccer, then started playing basketball in 2011.
- Long and athletic body.
- Lefty with great touch around the basket.
- Potential to develop into a great ACC post scorer.
- 7-foot, 1-inch wingspan. Weighed 201 lbs as a freshman, weighed 231 in Oct. 2016.
- Benched 185 lbs upon arrival in Sept. 2015, up to 300 lbs in Oct. 2016.
- Increased 185 bench from one rep to 13 reps in one year.
- Six reps of 315 squat in Oct. 2016.
- As a freshman (2015-16) scored in double digits once with 11 points against Mississippi State in the Puerto Rico Classic.
- Signed with Charlotte, then was released from commitment after 49ers coach was let go.
- No. 134 player and No. 19 center in 2015 class by Rivals.com ... No. 70 player, No. 20 power forward and No. 5 player in North Carolina in 2015 class by 247Sports. First-team All-Charlotte Observer.
- Averaged 21.0 points, 15.0 rebounds and 6.0 blocks for Victory Christian Center School as a senior. Averaged 18.0 points, 12.0 rebounds and 6.0 blocks in junior season.
- Played AAU for Charlotte ACES
- In high school also played soccer and ran the 100 and 200 meters in track.
- Born June 28, 1996. Son of Emma and Ifeoma Izundu. One brother: Okwy; Four sisters: Chioma Ojo, Vivian, Chingo and Ifunaya.
- Majoring in sports administration.

- Favorites: Athlete: Kevin Durant. Athlete in another sport: Cristiano Ronaldo. Pro sports team: OKC Thunder. Meal: Rice, Chicken, Sweet plantains. Midnight snack: Chicken wings. Video game: Grand Theft Auto. Class at UM: Dance. Ice Cream: Strawberry. Cereal: Lucky Charms. Movie: Fast & Furious 6. TV Show: Game of Thrones. Musical Artist: Future.
- When I played ball as a kid, I pretended I was: Hakeem Olajuwon. When I was little, I wanted to be a: Soccer player. Now my dream job is: Own my own business.

2015-16			
Opposition	P	R	A
UTRGV	0	0	0
Louisiana	0	0	0
vs. Miss. St.	11	7	0
vs. Utah	4	3	1
vs. Butler	DNP		
Northeastern	DNP		
at Nebraska	DNP		
Charlotte	0	0	1
Florida	0	1	0
Charleston	1	0	0
at La Salle	6	4	0
Princeton	DNP		
Syracuse	DNP		
Florida State	DNP		
at Virginia	DNP		
at Clemson	0	0	0
at Boston College	DNP		
Wake Forest	DNP		
DUKE	DNP		
at NC State	DNP		
Notre Dame	DNP		
at Georgia Tech	DNP		
Pittsburgh	2	0	0
at Florida State	0	0	0
Virginia Tech	0	0	0
at North Carolina	6	2	1
Virginia	DNP		
Louisville	DNP		
at Notre Dame	DNP		
at Virginia Tech	2	0	0
vs. Virginia Tech	DNP		
vs. Virginia	DNP		
vs. Buffalo	DNP		
vs. Wichita State	DNP		
vs. Villanova	0	2	0

IZUNDU HIGHS

Points

Season: 16, at NC State, 2/4/17

Career: 16, at NC State, 2/4/17

ACC: 16, at NC State, 2/4/17

Rebounds

Season: 7, vs. NC State, 12/31/16

Career: 7 (2x) last vs. NC State, 12/31/16

ACC: 7, vs. NC State, 12/31/16

Assists

Season: 1 (6x) last at Virginia, 2/20/17

Career: 1 (9x) last at Virginia, 2/20/17

ACC: 1 (5x) last at Virginia, 2/20/17

Steals

Season: 1 (7x) last vs. Duke, 2/25/17

Career: 1 (9x) last vs. Duke, 2/25/17

ACC: 1 (5x) last vs. Duke, 2/25/17

Blocked Shots

Season: 3 (3x) last vs. Notre Dame, 1/12/17

Career: 3 (3x) last vs. Notre Dame, 1/12/17

ACC: 3, vs. Notre Dame, 1/12/17

Field Goals

Season: 6, at NC State, 2/4/17

Career: 6, at NC State, 2/4/17

ACC: 6, at NC State, 2/4/17

Field Goal Attempts

Season: 10, vs. Clemson, 2/18/17

Career: 10, vs. Clemson, 2/18/17

ACC: 10, vs. Clemson, 2/18/17

Free Throws

Season: 4 (3x) last at NC State, 2/4/17

Career: 5, vs. Mississippi State, 11/19

ACC: 4 (2x) last at NC State, 2/4/17

Free Throw Attempts

Season: 5 (2x) last at NC State, 2/4/17

Career: 7, vs. Mississippi State, 11/19

ACC: 6, at North Carolina, 2/20/16

3-Point Field Goal Attempts

Career: --

Minutes

Season: 27, at NC State, 2/4/17

Career: 27, at NC State, 2/4/17


ACC: 27, at NC State, 2/4/17

IZUNDU CAREER STATISTICS

IZUNDU CAREER STATISTICS								3-Point			Free Throws			Rebounds				Scoring									
Season	GP	GS	Min.	Avg.	FG	FGA	Pct.	FG	FGA	Pct.	FT	FTA	Pct.	Off.	Def.	Tot.	Avg.	PF	FO	Ast.	TO	Blk	Stl	Pts.	Avg.		
2015-16	15	0	79	5.3	10	16	.625	0	0	.000	12	19	.632	13	6	19	1.3	17	0	3	5	3	2	32	2.1		
2016-17	29	9	377	13.0	51	91	.560	0	0	.000	26	36	.722	43	48	91	3.1	67	2	6	27	24	7	128	4.4		
TOTAL	44	9	456	10.4	61	107	.570	0	0	.000	38	55	.691	56	54	110	2.5	84	2	9	32	27	9	160	3.6		

IZUNDU 2016-17

Opponent	Date	GS	Min	FG	FGA	Pct	3-PTS	3FG	FGA	Pct	FT	FTA	Pct	Off	Def	Tot	Avg	PF	FO	A	TO	Blk	Stl	Pts	Avg
W Carolina	11-11-16	*	13	5	5	1.000	0	0	0	.000	4	4	1.000	2	3	5	5.0	3	0	1	3	1	1	14	14.0
at North Florida	11-16-16	*	4	2	2	1.000	0	0	0	.000	0	0	.000	3	1	4	4.5	1	0	0	0	0	0	4	9.0
Penn	11-19-16		DNP																						
vs Stanford	11-24-16	*	11	0	2	.000	0	0	0	.000	0	0	.000	2	1	3	4.0	2	0	0	1	1	0	0	6.0
vs Iowa State	11-25-16	*	9	0	0	.000	0	0	0	.000	0	0	.000	1	2	3	3.8	1	0	0	1	1	0	0	4.5
vs Florida	11-27-16		2	0	0	.000	0	0	0	.000	0	0	.000	0	0	0	3.0	2	0	0	0	0	0	0	3.6
RUTGERS	11-30-16		12	2	2	1.000	0	0	0	.000	0	0	.000	0	2	2	2.8	4	0	0	2	3	0	4	3.7
vs Wofford	12-03-16		15	3	5	.600	0	0	0	.000	3	4	.750	3	2	5	3.1	3	0	0	3	1	1	9	4.4
SC STATE	12-06-16		17	4	7	.571	0	0	0	.000	1	2	.500	2	1	3	3.1	0	0	0	1	3	0	9	5.0
FAU	12-16-16		6	0	0	.000	0	0	0	.000	2	2	1.000	1	1	2	3.0	4	0	0	3	0	1	2	4.7
GEO. WASH.	12-22-16		20	4	6	.667	0	0	0	.000	4	5	.800	3	1	4	3.1	1	0	0	0	1	0	12	5.4
COLUMBIA	12-28-16		16	2	3	.667	0	0	0	.000	2	2	1.000	1	2	3	3.1	2	0	1	0	1	1	6	5.5
NC STATE	12-31-16		19	1	2	.500	0	0	0	.000	1	2	.500	4	3	7	3.4	3	0	0	1	0	0	3	5.3
at Syracuse	01-04-17		7	0	1	.000	0	0	0	.000	0	0	.000	1	1	2	3.3	2	0	0	0	1	0	0	4.8
NOTRE DAME	01-12-17		10	1	1	1.000	0	0	0	.000	0	0	.000	1	3	4	3.4	3	0	0	0	3	0	2	4.6
at Pitt	01-14-17		9	1	3	.333	0	0	0	.000	0	0	.000	1	1	2	3.3	2	0	0	1	0	0	2	4.5
at Wake Forest	01-18-17		10	3	4	.750	0	0	0	.000	0	0	.000	2	3	5	3.4	5	1	0	1	0	0	6	4.6
at Duke	01-21-17		14	0	2	.000	0	0	0	.000	0	2	.000	1	1	2	3.3	1	0	1	1	0	0	0	4.3
BOSTON COLLEGE	01-25-17		6	0	2	.000	0	0	0	.000	0	0	.000	0	2	2	3.2	2	0	0	0	0	0	0	4.1
NORTH CAROLINA	01-28-17		8	0	1	.000	0	0	0	.000	0	0	.000	0	3	3	3.2	2	0	0	0	2	0	0	3.8
FLORIDA STATE	02-01-17		5	0	0	.000	0	0	0	.000	0	0	.000	1	0	1	3.1	0	0	0	1	0	0	0	3.7
at NC State	02-04-17		27	6	9	.667	0	0	0	.000	4	5	.800	4	2	6	3.2	5	1	0	2	1	1	16	4.2
VIRGINIA TECH	02-08-17		19	4	6	.667	0	0	0	.000	0	0	.000	1	0	1	3.1	2	0	1	0	1	0	8	4.4
at LOUISVILLE	02-11-17		15	3	4	.750	0	0	0	.000	2	2	1.000	2	3	5	3.2	4	0	0	3	2	0	8	4.6
GEORGIA TECH	02-15-17	*	13	1	2	.500	0	0	0	.000	0	0	.000	0	3	3	3.2	0	0	0	0	0	0	2	4.5
CLEMSON	02-18-17	*	25	5	10	.500	0	0	0	.000	2	4	.500	1	1	2	3.2	3	0	1	1	0	1	12	4.8
at Virginia	02-20-17	*	20	3	5	.600	0	0	0	.000	0	0	.000	2	1	3	3.2	3	0	1	1	0	0	6	4.8
DUKE	02-25-17	*	18	1	5	.200	0	0	0	.000	1	2	.500	3	2	5	3.2	1	0	0	0	2	1	3	4.7
at Virginia Tech	02-27-17	*	16	0	2	.000	0	0	0	.000	0	0	.000	0	2	2	3.2	3	0	0	0	0	0	0	4.6
at Florida State	03-04-17		11	0	0	.000	0	0	0	.000	0	0	.000	1	1	2	3.1	3	0	0	1	0	0	0	4.4



3 ANTHONY LAWRENCE, JR.

So. | 6-7 | 210 | Guard

St. Petersburg, Fla. | Lakewood Senior HS

- Nickname is Amp.
- Can play multiple positions. Was point guard in high school and plays small forward at Miami.
- Athletic and can attack the basket with authority.
- Son of a high school coach.
- Increased 185 bench to 18 reps as a sophomore, from 12 as a freshman.
- Benched personal best 320 lbs in Oct. 2016. Has added 15 lbs on bench since March 2016.
- Led Lakewood Senior High School team to the Class 5A state championship game as a junior. Scored 18 points in the championship game and totaled 25 rebounds in two state tournament games.
- Averaged 20 points and 13 rebounds as a junior at Lakewood. In sophomore campaign, averaged 21 points, eight rebounds and four steals.
- Listed as a three-star recruit by ESPN.
- Played AAU ball for Each 1 Teach 1 Elite.
- Also was on the track team in high school, participating in the high jump.
- Born Sept. 6, 1996 in St. Petersburg, Fla. Son of Anthony Sr. and Zelia One sister, Taylor.
- Father, Anthony Lawrence Sr., was a two-year letterman at Miami from 1991-93 and after college, played overseas in Portugal, Mexico and the Dominican Republic. Uncle, Patrick, also played at Miami from 1991-94.
- Majoring in sports administration.
- Played in first basketball game at age four.

• Favorites: Athlete: LeBron. Athlete in another sport: Lionel Messi. Pro sports team: Warriors. Meal: Crabs. Midnight snack: Gushers. Class at UM: Dance. Book: More than a Game – LeBron James. Ice Cream: Vanilla. Cereal: Captain Crunch with Crunch Berries. Movie: Friday. TV Show: Martin. Musical Artist: Young Thug.

• When I played ball as a kid, I pretended I was: LeBron. My first job was: Swept floors at a barber shop. When I was little, I wanted to be a: Rapper or NBA player. Now my dream job is: Rapper.

2015-16			
Opposition	P	R	A
UTRGV	1	2	0
Louisiana	12	6	4
vs. Miss. St.	10	4	2
vs. Utah	0	0	2
vs. Butler	7	1	1
Northeastern	0	1	0
at Nebraska	13	7	0
Charlotte	9	1	1
Florida	DNP		
Charleston	11	2	1
at La Salle	2	2	3
Princeton	0	1	0
Syracuse	1	2	0
Florida State	0	0	0
at Virginia	0	1	0
at Clemson	3	1	0
at Boston College	0	0	1
Wake Forest	0	0	0
DUKE	DNP		
at NC State	0	0	0
Notre Dame	18	2	0
at Georgia Tech	5	3	3
Pittsburgh	2	1	0
at Florida State	3	1	1
Virginia Tech	5	2	0
at North Carolina	11	4	2
Virginia	1	3	2
Louisville	3	2	1
at Notre Dame	0	1	2
at Virginia Tech	2	4	0
vs. Virginia Tech	4	2	1
vs. Virginia	5	4	0
vs. Buffalo	0	0	0
vs. Wichita State	0	2	0
vs. Villanova	8	1	0

LAWRENCE, JR. HIGHS

Points

Season: 19, at NC State, 2/4/17
Career: 19 at NC State, 2/4/17
ACC: 19, at NC State, 2/4/17

Rebounds

Season: 9, vs. Notre Dame, 1/12/17
Career: 9, vs. Notre Dame, 1/12/17
ACC: 9, vs. Notre Dame, 1/12/17

Assists

Season: 5 (2x) last at Virginia, 2/20/17
Career: 5 (2x) last at Virginia, 2/20/17
ACC: 5 (2x) last at Virginia, 2/20/17

Steals

Season: 4 (2x) last vs. Stanford, 11/24/16
Career: 4 (2x) last vs. Stanford, 11/24/16
ACC: 3 (2x) last vs. Clemson, 2/18/17

Blocked Shots

Season: 3, vs. Western Carolina, 11/11/16
Career: 3, vs. Western Carolina, 11/11/16
ACC: 2 (2x) last vs. Virginia Tech, 2/17/16

Field Goals

Season: 7, at NC State, 2/4/17
Career: 7, at NC State, 2/4/17
ACC: 7, at NC State, 2/4/17

Field Goal Attempts

Season: 9 (5x) last at Virginia Tech, 2/27/17
Career: 9 (5x) last at Virginia Tech, 2/27/17
ACC: 9 (4x) last at Virginia Tech, 2/27/17

Free Throws

Season: 4 (5x) last at Virginia, 2/20/17
Career: 5, vs. Louisiana, 11/16/15
ACC: 4 (5x) last at Virginia, 2/20/17

Free Throw Attempts

Season: 5 (3x) last vs. Georgia Tech, 2/15/17
Career: 6 (2x) last vs. Mississippi State, 11/19/15
ACC: 5 (2x) last vs. Georgia Tech, 2/15/17

3-Point Field Goals

Season: 4, at Wake Forest, 1/18/17
Career: 4 (2x) last at Wake Forest, 1/18/17
ACC: 4 (2x) last at Wake Forest, 1/18/17

3-Point Field Goal Attempts

Season: 8, at Wake Forest, 1/18/17
Career: 8, at Wake Forest, 1/18/17
ACC: 8, at Wake Forest, 1/18/17

Minutes

Season: 40, at Virginia, 2/20/17
Career: 40, at Virginia, 2/20/17
ACC: 40, at Virginia, 2/20/17

LAWRENCE CAREER STATISTICS

Season	GP	GS	Min.	Avg.	FG	FGA	Pct.	FG	FGA	Pct.	FT	FTA	Pct.	Off.	Def.	Tot.	Avg.	PF	FO	Ast.	TO	Blk	Stl	Pts.	Avg.
2015-16	33	0	397	12.0	47	92	.511	18	42	.429	24	40	.600	29	34	63	1.9	39	0	27	13	11	17	136	4.1
2016-17	30	15	773	25.8	68	159	.428	31	87	.356	45	62	.726	24	92	116	3.9	69	1	52	42	14	38	212	7.1
TOTAL	63	15	1170	18.6	115	251	.458	49	129	.380	69	102	.676	53	126	179	2.8	108	1	79	55	25	55	348	5.5

LAWRENCE 2016-17

Opponent	Date	GS	Min	TOTAL FG	FGA	Pct	3-PTS 3FG	FGA	Pct	FREE THROWS FT	FTA	Pct	REBOUNDS Off	Def	Tot	Avg	PF	FO	A	TO	Blk	Stl	Pts	Avg
W Carolina	11-11-16	*	23	3	5	.600	1	1	1.000	1	1	1.000	1	5	6	6.0	2	0	3	1	3	3	8	8.0
at North Florida	11-16-16	*	31	4	8	.500	1	3	.333	1	2	.500	1	4	5	5.5	1	0	2	4	1	1	10	9.0
Penn	11-19-16	*	33	0	3	.000	0	1	.000	0	0	.000	0	3	3	4.7	3	0	2	3	1	4	0	6.0
vs Stanford	11-24-16	*	24	6	9	.667	3	6	.500	3	3	1.000	0	3	3	4.3	3	0	1	2	0	4	18	9.0
vs Iowa State	11-25-16	*	24	1	6	.167	0	2	.000	4	5	.800	0	2	2	3.8	4	0	0	2	0	1	6	8.4
vs Florida	11-27-16	*	20	1	4	.250	0	3	.000	0	0	.000	0	3	3	3.7	5	1	2	1	0	1	2	7.3
RUTGERS	11-30-16		25	2	6	.333	1	4	.250	3	4	.750	0	4	4	3.7	0	0	0	1	0	2	8	7.4
vs Wofford	12-03-16		17	1	2	.500	1	2	.500	0	0	.000	0	5	5	3.9	1	0	1	2	0	0	3	6.9
SC STATE	12-06-16		23	1	4	.250	1	3	.333	2	2	1.000	1	6	7	4.2	2	0	1	0	1	0	5	6.7
FAU	12-16-16		23	4	5	.800	3	3	1.000	2	4	.500	3	3	6	4.4	3	0	0	1	0	1	13	7.3
GEO. WASH.	12-22-16		21	1	3	.333	0	0	.000	0	0	.000	0	2	2	4.2	3	0	2	1	1	1	2	6.8
COLUMBIA	12-28-16		29	4	6	.667	0	1	.000	2	5	.400	3	2	5	4.3	3	0	1	3	2	3	10	7.1
NC STATE	12-31-16		28	3	8	.375	0	4	.000	0	2	.000	2	3	5	4.3	2	0	1	1	0	2	6	7.0
at Syracuse	01-04-17		6	0	1	.000	0	0	.000	0	0	.000	0	0	0	4.0	2	0	1	1	0	0	0	6.5
NOTRE DAME	01-12-17		25	2	9	.222	1	2	.500	1	2	.500	7	2	9	4.3	1	0	1	1	1	1	6	6.5
at Pitt	01-14-17		26	4	5	.800	1	1	1.000	0	0	.000	1	4	5	4.4	4	0	2	0	0	2	9	6.6
at Wake Forest	01-18-17		23	4	8	.500	4	8	.500	4	4	1.000	0	0	0	4.1	3	0	2	1	0	0	16	7.2
at Duke	01-21-17		14	0	3	.000	0	2	.000	0	0	.000	0	0	0	3.9	4	0	0	0	0	0	0	6.8
BOSTON COLLEGE	01-25-17	*	30	2	5	.400	2	4	.500	1	2	.500	1	5	6	4.0	1	0	1	3	0	0	7	6.8
NORTH CAROLINA	01-28-17	*	31	1	5	.200	1	4	.250	0	0	.000	0	4	4	4.0	3	0	4	1	1	3	3	6.6
FLORIDA STATE	02-01-17	*	30	1	4	.250	0	3	.000	0	0	.000	0	2	2	3.9	2	0	1	0	0	0	2	6.4
at NC State	02-04-17		32	7	9	.778	3	5	.600	2	2	1.000	1	3	4	3.9	1	0	2	1	1	0	19	7.0
VIRGINIA TECH	02-08-17		29	5	7	.714	2	4	.500	0	0	.000	1	3	4	3.9	2	0	3	0	0	2	12	7.2
at LOUISVILLE	02-11-17		26	1	5	.200	1	4	.250	4	4	1.000	1	2	3	3.9	1	0	3	0	1	0	7	7.2
GEORGIA TECH	02-15-17	*	29	0	1	.000	0	0	.000	4	5	.800	0	4	4	3.9	2	0	2	6	0	1	4	7.0
CLEMSON	02-18-17	*	37	4	9	.444	2	5	.400	0	1	.000	1	3	4	3.9	0	0	5	0	0	3	10	7.2
at Virginia	02-20-17	*	40	0	4	.000	0	3	.000	4	4	1.000	0	6	6	4.0	4	0	5	2	1	1	4	7.0
DUKE	02-25-17	*	20	0	4	.000	0	2	.000	2	2	1.000	0	3	3	3.9	2	0	2	2	0	1	2	6.9
at Virginia Tech	02-27-17	*	28	6	9	.667	3	5	.600	3	4	.750	0	5	5	4.0	2	0	1	0	0	1	18	7.2
at Florida State	03-04-17	*	26	0	2	.000	0	2	.000	2	4	.500	0	1	1	3.9	3	0	1	2	0	0	2	7.1



14 RODNEY MILLER

Fr. | 7-0 | 258 | Center

Laurelton, N.Y. | Oak Hill Academy (Va.)

- Soft touch around the rim.
- Never lifted weights in high school. Increased 185 bench from one rep to four reps in three months.
- Consensus four-star recruit, ranked No. 90 overall by Scout.com and No. 96 by 247.com. As a center, was ranked No. 15 by ESPN and No. 17 by Scout.com.
- Has a 7-foot-1-inch wingspan.
- Played AAU ball for the NY Lightning.
- In 2014 participated in the Nike Elite 100.
- On Oak Hill's Honor Court, a leadership committee where student members are chosen by the administration for their citizenship and sound ethical and moral judgment.
- Also played baseball and water polo in school.
- Played freshman season at St. Benedict's (N.J.).
- Born Dec. 29, 1996. Son of Maria and Rodney Miller, Sr. Brother to Sasha.
- Majoring in business and finance.
- Started playing basketball at age 11 and first dunk was at age 12, in the Rucker League.

- Favorites: Athlete: Bill Russell. Athlete in another sport: Cristiano Ronaldo. Pro sports team: NY Knicks. Meal: Mom's meatloaf / mashed potatoes. Midnight snack: Honey Bun. Class at UM: Public Speaking. Ice Cream: Rocky Road. Cereal: Cinnamon Toast Crunch. Movie: Space Jam. TV Show: The Flash.
- No one can believe I watch: Naruto (anime). My dream job is: Businessman in NBA.

MILLER HIGHS

Points

Season: 5, vs. Western Carolina, 11/11/16

ACC: 3, vs. Florida State, 2/1/17

Rebounds

Season: 3, at North Florida, 11/16/16

ACC: --

Assists

Season: --

ACC: --

Steals

Season: --

ACC: --

Blocked Shots

Season: 1, vs. NC State, 12/31/16

ACC: 1, vs. NC State, 12/31/16

Field Goals

Season: 2, at North Florida, 11/16/16

ACC: --

Field Goal Attempts

Season: 4, vs. Western Carolina, 11/11/16

ACC: 1, at Pitt, 1/14/17

Free Throws

Season: 3, vs. Western Carolina, 11/11/16

ACC: 1, at Wake Forest, 1/18/17

Free Throw Attempts

Season: 6, vs. Western Carolina, 11/11/16

ACC: 2, at Wake Forest, 1/18/17

3-Point Field Goals

Season: --

ACC: --

3-Point Field Goal Attempts

Season: --

ACC: --

Minutes

Season: 11, at North Florida, 11/16/16


ACC: 3, vs. NC State, 12/31/16

MILLER CAREER STATISTICS

Season	GP	GS	Min.	Avg.	FG	FGA	Pct.	FG	FGA	Pct.	FT	FTA	Pct.	Off.	Def.	Tot.	Avg.	PF	FO	Ast.	TO	Blk	Stl	Pts.	Avg.
2016-17	13	0	48	3.7	4	8	.500	0	0	.000	4	9	.444	3	4	7	0.5	5	0	0	1	1	0	12	0.9

2016-17	13	0	48	3.7	4	8	.500	0	0	.000	4	9	.444	3	4	7	0.5	5	0	0	1	1	0	12	0.9
---------	----	---	----	-----	---	---	------	---	---	------	---	---	------	---	---	---	-----	---	---	---	---	---	---	----	-----

MILLER 2016-17		GS	TOTAL				3-PTS				FREE THROWS				REBOUNDS				PF	FO	A	TO	Blk	Stl	Pts	Avg
Opponent	Date		Min	FG	FGA	Pct.	3FG	FGA	Pct.	FT	FTA	Pct.	Off	Def	Tot	Avg										
W Carolina	11-11-16		10	1	4	.250	0	0	.000	3	6	.500	2	0	2	2.0	1	0	0	0	0	0	0	0	5	5.0
at North Florida	11-16-16		11	2	2	1.000	0	0	.000	0	0	.000	1	2	3	2.5	2	0	0	0	0	0	0	0	4	4.5
Penn	11-19-16		4	1	1	1.000	0	0	.000	0	0	.000	0	0	0	1.7	1	0	0	0	0	0	0	0	2	3.7
vs Stanford	11-24-16		DNP																							
vs Iowa State	11-25-16		DNP																							
vs Florida	11-27-16		1	0	0	.000	0	0	.000	0	0	.000	0	0	0	1.3	0	0	0	0	0	0	0	0	0	2.8
RUTGERS	11-30-16		2	0	0	.000	0	0	.000	0	1	.000	0	0	0	1.0	1	0	0	0	0	0	0	0	0	2.2
vs Wofford	12-03-16		DNP																							
SC STATE	12-06-16		7	0	0	.000	0	0	.000	0	0	.000	0	2	2	1.2	0	0	0	1	0	0	0	0	0	1.8
FAU	12-16-16		3	0	0	.000	0	0	.000	0	0	.000	0	0	0	1.0	0	0	0	0	0	0	0	0	0	1.6
GEO. WASH.	12-22-16		DNP																							
COLUMBIA	12-28-16		DNP																							
NC STATE	12-31-16		3	0	0	.000	0	0	.000	0	0	.000	0	0	0	0.9	0	0	0	0	1	0	0	0	0	1.4
at Syracuse	01-04-17		0	0	0	.000	0	0	.000	0	0	.000	0	0	0	0.8	0	0	0	0	0	0	0	0	0	1.2
NOTRE DAME	01-12-17		DNP																							
at Pitt	01-14-17		2	0	1	.000	0	0	.000	0	0	.000	0	0	0	0.7	0	0	0	0	0	0	0	0	0	1.1
at Wake Forest	01-18-17		1	0	0	.000	0	0	.000	1	2	.500	0	0	0	0.6	0	0	0	0	0	0	0	0	1	1.1
at Duke	01-21-17		DNP																							
BOSTON COLLEGE	01-25-17		DNP - Illness																							
NORTH CAROLINA	01-28-17		DNP - Illness																							
FLORIDA STATE	02-01-17		3	0	0	.000	0	0	.000	0	0	.000	0	0	0	0.6	0	0	0	0	0	0	0	0	0	1.0
at NC State	02-04-17		DNP																							
VIRGINIA TECH	02-08-17		DNP																							
at LOUISVILLE	02-11-17		1	0	0	.000	0	0	.000	0	0	.000	0	0	0	0.5	0	0	0	0	0	0	0	0	0	0.9
GEORGIA TECH	02-15-17		DNP																							
CLEMSON	02-18-17		DNP																							
at Virginia	02-20-17		DNP																							
DUKE	02-25-17		DNP																							
at Virginia Tech	02-27-17		DNP																							
at Florida State	03-04-17		DNP																							



21 KAMARI MURPHY

RSr. | 6-8 | 220 | Forward

Brooklyn, N.Y. | Oklahoma State | IMG | Lincoln HS

Miami Hoophall Invitational MVP, 2016

- First name pronounced Kuh-mar-EE.
- Explosive athlete with pogo-stick type hops.
- Versatile defender who can guard positions 1-5.
- Excellent rebounder at both ends of the court.
- Great straight-line driver.
- Focused on increasing skill level to become a consistent perimeter shooter and to gain a proficient inside-outside game.
- 43-inch three-step vertical jump.
- Three-rep squat max is 385 lbs.
- 20 reps in 185 lb bench press. Max bench is 305.
- Transferred from Oklahoma State in fall of 2014. Sat out 2014-15 season at Miami due to NCAA transfer rules.
- Led Cowboys in total rebounds and total blocks as a sophomore.
- Graduated from Lincoln High School in Brooklyn, N.Y., same school that produced Stephon Marbury, Sebastian Telfair and Lance Stephenson. Averaged 17 points and more than 10 rebounds per game as senior. Helped lead Railsplitters to PSAL Class-AA title game as senior and Brooklyn regular-season crown and borough title. Also played football for two seasons in high school. Ranked as No. 6 player in state of New York in 2011 according to HoopScoop.com.
- Spent post-graduate year at IMG Academy in Bradenton, Fla., and was starting forward. Averaged 20.0 points, 10.0 rebounds and 3.0 assists for team that finished 28-2 against prep schools and was ranked among the top-five nationally. Ranked No. 10 on HoopScoop.com's list of top fifth-year players in 2012.
- Born on Dec. 14, 1993. Son of Michael Murphy and Kemel and Kaheem Draper. Second oldest of six boys: Jacori, Kusamae, Maalik, Mikwan and Kieron.
- Graduated in May 2016 with B.A. in sociology and minor in communications, now pursuing second degree.
- Started playing basketball at age four.

- Favorites: Athlete: LeBron James. Athlete in another sport: Tom Brady. Pro sports team: Cavs. Meal: Soul food. Midnight snack: Peanut butter & jelly. Video game: 2K FIFA. Ice Cream: Strawberry. Cereal: Frosted Flakes. Movie: Gone in 60 Seconds. TV Show: Power. Musical Artist: Young Thug / Drake. Life is not a sprint, it is a marathon.

- No one can believe I watch: Animal Planet. When I played ball as a kid, I pretended I was: Kevin Garnett. Why UM: Coach L. Started playing basketball: Age 10.

MURPHY HIGHS

Points

Season: 15, vs. Clemson, 2/18/17
Career: 15, vs. Clemson, 2/18/17
ACC: 15, vs. Clemson, 2/18/17

Rebounds

Season: 15, at Duke, 1/21/17
Career: 15, at Duke, 1/21/17
ACC: 15, at Duke, 1/21/17

Assists

Season: 3, at Virginia Tech, 2/27/17
Career: 3 (3x) last at Virginia Tech, 2/27/17
ACC: 3, at Virginia Tech, 2/27/17

Steals

Season: 2 (2x) last vs. Georgia Tech, 2/16/17
Career: 3, vs. Texas, 1/8/14
ACC: 2 (2x) last vs. Georgia Tech, 2/16/17

Blocked Shots

Season: 2 (3x) last at Duke, 1/21/17
Career: 4 (3x) last vs. Texas, 1/8/14
ACC: 2 (5x) last at Duke, 1/21/17

Field Goals

Season: 7, vs. Clemson, 2/18/17
Career: 7, vs. Clemson, 2/18/17
ACC: 7, vs. Clemson, 2/18/17

Field Goal Attempts

Season: 10, vs. Wofford, 12/3/16
Career: 11, vs. Gonzaga, 3/21/14
ACC: 9 (3x) last vs. Clemson, 2/18/17

Free Throws

Season: 4 (2x) last vs. Boston College, 1/25/17
Career: 5, vs. Notre Dame, 2/3/16
ACC: 5, vs. Notre Dame, 2/3/16

Free Throw Attempts

Season: 5 (2x) last vs. Boston College, 1/25/17
Career: 6 vs. Texas Tech, 1/19/13
ACC: 5 (2x) last vs. Boston College, 1/25/17

3-Point Field Goals

Season: --
Career: 1 (2x) last vs. Central Ark., 12/16/12
ACC: --

3-Point Field Goal Attempts

Season: 1, vs. Penn, 11/19/16
Career: 1 (12x) last, vs. Penn, 11/19/16
ACC: 1 (4x) last at North Carolina, 2/20/16

Minutes

Season: 38, at Virginia, 2/20/17
Career: 41, at Iowa State, 3/8/14
ACC: 38, at Virginia, 2/20/17


2012-13 (OSU)					2013-14 (OSU)					2015-16 (UM)				
Opposition	P	R	A		Opposition	P	R	A		Opposition	P	R	A	
UC Davis	7	6	0		Utah Valley	2	6	1		UTRGV				
vs Akron	1	6	0		Arkansas-PB	7	6	0		Louisiana				
vs Tennessee	4	7	1		Memphis	5	7	1		vs. Miss. St.				
vs NC State	4	10	1		at USF	0	5	2		vs. Utah	2	1	1	
Portland State	9	5	0		vs Purdue	6	6	0		vs. Butler	5	4	0	
at Virginia Tech	13	5	1		vs Butler	10	8	2		Northeastern	2	6	0	
USF	8	7	2		vs Memphis	6	6	0		at Nebraska	10	5	0	
Missouri State	4	9	2		South Carolina	8	7	0		Charlotte	11	7	1	
Central Arkansas	9	7	1		vs Louisiana Tech	10	3	1		Florida	8	6	1	
UT Arlington	2	1	0		Delaware State	5	7	1		Charleston	4	6	0	
Tennessee Tech	12	5	2		vs Colorado	4	5	0		at La Salle	6	10	1	
Gonzaga	0	1	0		Robert Morris	10	8	3		Princeton	10	5	1	
at Kansas State	6	1	0		at Kansas State	2	3	1		Syracuse	8	8	1	
TCU	4	6	3		Texas	4	5	1		Florida State	5	6	1	
at Oklahoma	0	3	0		at West Virginia	7	5	0		at Virginia	0	3	0	
Texas Tech	5	5	2		TCU	8	8	0		at Clemson	7	6	1	
at Baylor	0	0	0		at Kansas	12	1	1		at Boston College	6	6	0	
West Virginia	0	0	0		West Virginia	0	2	0		Wake Forest	4	7	2	
Iowa State	0	1	0		at Oklahoma	4	9	2		DUKE	4	5	0	
at Kansas	4	5	1		Baylor	9	5	0		at NC State	4	4	0	
Baylor	8	4	1		Iowa State	7	6	0		Notre Dame	11	2	0	
at Texas	5	6	1		at Texas Tech	4	6	1		at Georgia Tech	10	3	0	
at Texas Tech	4	4	0		at Texas	10	10	0		Pittsburgh	4	8	0	
Oklahoma	2	4	0		Oklahoma	7	13	1		at Florida State	4	9	0	
Kansas	0	0	0		at Baylor	3	9	2		Virginia Tech	6	10	0	
at West Virginia	2	2	1		Texas Tech	10	6	2		at North Carolina	2	5	1	
at TCU	2	1	0		at TCU	6	11	1		Virginia	4	11	1	
Texas	1	4	0		Kansas	8	4	0		Louisville	0	3	0	
at Iowa State	2	2	1		Kansas State	4	6	0		at Notre Dame	2	7	1	
Kansas State	0	1	0		at Iowa State	6	9	0		vs. Virginia Tech	9	6	0	
vs Baylor	2	0	1		vs Texas Tech	2	1	0		vs. Virginia Tech	4	5	1	
vs Kansas State	2	6	0		vs Kansas	6	6	0		vs. Buffalo	7	4	0	
Oregon	4	6	0		vs. Gonzaga	8	8	0		vs. Wichita State	4	7	0	
										vs. Villanova	6	3	1	

DOUBLE-DOUBLES		
Opposition	P	R
Virginia	10	11
NC State	11	10
Wofford	14	10
Buffalo	11	13
Texas	10	10

MURPHY CAREER STATISTICS

OK State	GP	GS	Min.	Avg.	FG	FGA	Pct.	3-Point FG	3-Point FGA	Pct.	Free Throws FT	Free Throws FTA	Pct.	Rebounds Off.	Rebounds Def.	Tot.	Avg.	PF	FO	Ast.	TO	Blk	Stl	Pts	Avg.
2012-13	33	15	596	18.1	53	115	.461	2	4	.500	18	35	.514	52	78	130	3.9	73	2	21	35	20	8	126	3.8
2013-14	33	21	855	25.9	82	153	.536	0	0	.000	36	63	.571	63	144	207	6.3	113	10	23	38	41	17	200	6.1
Totals	66	36	1451	22.0	135	268	.504	2	4	.500	54	98	.551	115	222	337	5.1	186	12	44	73	61	25	326	4.9
Miami																									
2015-16	32	28	797	24.9	78	153	.510	0	7	.000	24	43	.558	47	144	191	6.0	68	2	16	26	30	13	180	5.6
2016-17	30	30	884	29.5	88	164	.537	0	1	.000	36	61	.590	72	153	225	7.5	73	2	16	45	21	13	212	7.1
TOTAL	62	58	1681	27.1	166	317	.524	0	8	.000	60	104	.577	119	297	416	6.7	141	4	32	71	51	26	392	6.3

MURPHY 2016-17		TOTAL			3-PTS			FREE THROWS			REBOUNDS				PF		FO		A		TO		Blk		Stl		Pts		Avg	
Opponent	Date	GS	Min	FG	FGA	Pct	3FG	FGA	Pct	FT	FTA	Pct	Off	Def	Tot	Avg	PF	FO	A	TO	Blk	Stl	Pts	Avg						
W Carolina	11-11-16	*	24	5	9	.556	0	0	.000	3	4	.750	3	5	8	8.0	1	0	0	2	1	1	13	13.0						
at North Florida	11-16-16	*	27	3	6	.500	0	0	.000	2	2	1.000	3	6	9	8.5	2	0	1	3	0	0	8	10.5						
Penn	11-19-16	*	26	3	7	.429	0	1	.000	0	0	.000	4	4	8	8.3	4	0	2	1	0	1	6	9.0						
vs Stanford	11-24-16	*	32	3	5	.600	0	0	.000	0	1	.000	2	5	7	8.0	3	0	1	3	2	0	6	8.3						
vs Iowa State	11-25-16	*	32	1	5	.200	0	0	.000	2	2	1.000	2	10	12	8.8	3	0	0	4	0	0	4	7.4						
vs Florida	11-27-16	*	36	1	5	.200	0	0	.000	0	0	.000	2	8	10	9.0	1	0	1	2	1	0	2	6.5						
RUTGERS	11-30-16	*	30	1	2	.500	0	0	.000	2	3	.667	2	2	4	8.3	5	1	0	3	3	1	4	6.1						
vs Wofford	12-03-16	*	28	5	10	.500	0	0	.000	4	4	1.000	3	7	10	8.5	2	0	0	1	1	0	14	7.1						
SC STATE	12-06-16	*	20	4	4	1.000	0	0	.000	0	2	.000	3	3	6	8.2	0	0	0	1	0	0	8	7.2						
FAU	12-16-16	*	23	3	6	.500	0	0	.000	1	5	.200	3	7	10	8.4	3	0	1	1	0	0	7	7.2						
GEO. WASH.	12-22-16	*	25	2	5	.400	0	0	.000	1	2	.500	3	1	4	8.0	2	0	1	1	0	0	5	7.0						
COLUMBIA	12-28-16	*	21	3	4	.750	0	0	.000	1	2	.500	2	3	5	7.8	3	0	0	3	0	0	7	7.0						
NC STATE	12-31-16	*	32	5	9	.556	0	0	.000	1	1	1.000	6	4	10	7.9	2	0	0	0	0	0	11	7.3						
at Syracuse	01-04-17	*	35	4	4	1.000	0	0	.000	0	2	.000	2	2	4	7.6	2	0	0	2	1	0	8	7.4						
NOTRE DAME	01-12-17	*	32	3	7	.429	0	0	.000	1	2	.500	5	7	12	7.9	2	0	0	1	2	0	7	7.3						
at Pitt	01-14-17	*	25	1	2	.500	0	0	.000	0	0	.000	1	7	8	7.9	3	0	1	2	1	1	2	7.0						
at Wake Forest	01-18-17	*	26	0	3	.000	0	0	.000	2	4	.500	1	4	5	7.8	5	1	0	0	0	0	2	6.7						
at Duke	01-21-17	*	27	2	7	.286	0	0	.000	0	1	.000	7	8	15	8.2	2	0	1	3	2	0	4	6.6						
BOSTON COLLEGE	01-25-17	*	33	2	5	.400	0	0	.000	4	4	1.000	1	6	7	8.1	3	0	0	2	1	1	8	6.6						
NORTH CAROLINA	01-28-17	*	29	2	5	.400	0	0	.000	0	0	.000	4	5	9	8.2	4	0	0	1	1	0	4	6.5						
FLORIDA STATE	02-01-17	*	33	1	4	.250	0	0	.000	2	3	.667	1	4	5	8.0	2	0	1	2	0	2	4	6.4						
at NC State	02-04-17	*	18	0	1	.000	0	0	.000	0	0	.000	3	2	5	7.9	0	0	0	1	0	0	0	6.1						
VIRGINIA TECH	02-08-17	*	29	5	6	.833	0	0	.000	0	1	.000	1	4	5	7.7	3	0	0	0	1	1	10	6.3						
at LOUISVILLE	02-11-17	*	27	4	4	1.000	0	0	.000	2	4	.500	1	1	2	7.5	4	0	0	0	0	0	10	6.4						
GEORGIA TECH	02-15-17	*	37	3	4	.750	0	0	.000	3	4	.750	2	6	8	7.5	1	0	0	1	0	2	9	6.5						
CLEMSON	02-18-17	*	35	7	9	.778	0	0	.000	1	1	1.000	2	7	9	7.6	3	0	2	0	1	1	15	6.8						
at Virginia	02-20-17	*	38	5	8	.625	0	0	.000	0	0	.000	1	10	11	7.7	4	0	0	2	1	0	10	7.0						
DUKE	02-25-17	*	36	3	6	.500	0	0	.000	1	2	.500	1	5	6	7.6	0	0	1	1	1	1	7	7.0						
at Virginia Tech	02-27-17	*	35	5	7	.714	0	0	.000	3	4	.750	0	2	2	7.4	3	0	3	1	1	1	13	7.2						
at Florida State	03-04-17	*	33	2	5	.400	0	0	.000	0	1	.000	1	8	9	7.5	1	0	0	1	0	0	4	7.1						



JA'QUAN NEWTON

Jr. | 6-2 | 187 | Guard

Philadelphia, Pa. | Neumann-Goretti HS

- First name pronounced Juh-Quan.
- Two-guard turned starting point guard.
- Touted as one of the best sixth men in the country in 2015-16.
- Competitor with a real feel for the game. Fearless and relentless.
- Knack for getting in the lane off the dribble, then makes good decisions in the lane: floater, pass, attack.
- Improved defensively and can play multiple positions, on and off the ball.
- 185 bench improved from one rep to nine in two seasons. Max bench is 265 lbs.
- Tremendous ability to finish eight feet and in. Working to become a better 3-point shooter.
- As a sophomore was touted by Dick Vitale as the country's best sixth man.
- Increased scoring from 4.0 ppg as a rookie to 10.5 ppg as a sophomore, the fifth-best improvement (+6.5) among ACC players.
- Ranked No. 58 in ESPN's Top 100. Ranked No. 1 in the state and 12th-best PG in the country by ESPN.
- Scored 1,972 career points in high school. Averaged 21.7 ppg as a senior, 18.0 as a junior.
- Leading scorer in both the history of the Catholic School League in Philadelphia and in Neumann-Goretti history.
- Owns three PIAA state titles. Scored 33 points and go-ahead bucket in overtime to win PIAA Class AAA Championship in 2014.
- Catholic League MVP.
- NBPA Top 100 Camp and LeBron James Skills Academy.
- Played AAU ball for Team Final, the same squad as Miami teammate Davon Reed.
- Born Ja'Quan Naasir Newton on Aug. 23, 1995 in Philadelphia. Son of the late Lisa Brown, and Joe Newton. Brother to Cary Rudd and Miing Newton.
- Mother passed away March 2014 after three-year battle with breast cancer, one day prior to state championship game in which Newton scored 33 points.
- Father was the 1998 NABC Division II national player of the year out of the University of Central Oklahoma.
- Started playing basketball at age six and first dunk was in eighth grade in an AAU game.
- Played on Chersshore Playground basketball court at 10th and Olney in Philadelphia.
- Played in the Chosen League.
- Also boxed in high school.
- Majoring in sociology at Miami.

• Favorites: Food: Fried chicken. Movie: Friday. Pro athlete: LeBron James. Subject in school: Math. Ice cream flavor: Cookies and Cream. Cartoon: Tom and Jerry. Player when I was a kid: Allen Iverson. Athlete in another sport: Cristiano Ronaldo. Pro sports team: Cavs. Midnight snack: Honey Bun. Book: Cat in the Hat. Cereal: Cinnamon Toast Crunch. TV Show: Martin. Hate to admit it, but I love: Roller skating. When I was little, I wanted to be: NBA player. Now my dream job is: Sports commentator. Why UM: Style of play and city of Miami. Ideal job after hoops: Coach.

NEWTON HIGHS

Points

Season: 23, vs. Boston College, 1/25/17
Career: 23, vs. Boston College, 1/25/17
ACC: 23, vs. Boston College, 1/25/17

Rebounds

Season: 9, vs. Columbia, 12/28/16
Career: 9, vs. Columbia, 12/28/16
ACC: 7, vs. North Carolina, 1/28/17

Assists

Season: 9, vs. Wofford, 12/3/16
Career: 9, vs. Wofford, 12/3/16
ACC: 7 (2x) last at Wake Forest, 1/18/17

Steals

Season: 3 (3x) last vs. Iowa State, 11/25/16
Career: 4 (2x) last at NC State, 1/30/16
ACC: 4, at NC State, 1/30/16

Blocked Shots

Season: 1, vs. Rutgers, 11/30/16
Career: 1 (9x) last vs. Virginia Tech, 3/10/16
ACC: 1 (3x) last vs. Virginia, 2/22/16

Field Goals

Season: 9, vs. Iowa State, 11/25/16
Career: 9, vs. Iowa State, 11/25/16
ACC: 8, vs. Boston College, 1/25/17

Field Goal Attempts

Season: 16 (2x) last vs. Notre Dame, 1/12/17
Career: 16 (2x) last vs. Notre Dame, 1/12/17
ACC: 16, vs. Notre Dame, 1/12/17

Free Throws

Season: 7 (2x) last vs. Boston College, 1/25/17
Career: 9 (2x) last vs. Virginia, 3/11/16
ACC: 7 (2x) last vs. Boston College, 1/25/17

Free Throw Attempts

Season: 10 (3x) last vs. NC State, 12/31/16
Career: 11, vs. Virginia, 3/11/16
ACC: 10 (2x) last vs. NC State, 12/31/16

3-Point Field Goals

Season: 3, vs. Columbia, 12/28/16
Career: 3, vs. Columbia, 12/28/16
ACC: 2 (2x) last at Louisville, 2/11/17

3-Point Field Goal Attempts

Season: 5, vs. Columbia, 12/28/16
Career: 5, vs. Columbia, 12/28/16
ACC: 3 (3x) last at Louisville, 2/11/17

Minutes

Season: 38 (2x) last vs. Florida, 11/27/16
Career: 38 (2x) last vs. Florida, 11/27/16
ACC: 36, vs. Notre Dame, 1/12/17

NEWTON CAREER STATISTICS

Season	GP	GS	Min.	Avg.	FG	FGA	Pct.	3-Point	FT	FTA	Pct.	Off.	Def.	Tot.	Avg.	PF	FO	Ast.	TO	Blk	Stl	Pts.	Avg.
2014-15	34	3	459	13.5	45	111	.405	4	41	64	.641	8	35	43	1.3	34	0	47	39	4	8	135	4.0
2015-16	31	1	703	22.7	105	228	.461	9	105	143	.734	16	55	71	2.3	48	0	76	66	5	27	324	10.5
2016-17	27	25	849	31.4	139	307	.453	10	86	121	.711	17	81	98	3.6	45	0	92	94	1	29	374	13.9
TOTAL	92	29	2011	21.9	289	646	.447	23	232	328	.707	41	171	212	2.3	127	0	215	199	10	64	833	9.1

Opponent	Date	GS	Min	TOTAL	3-PTS	FREE THROWS	REBOUNDS	PF	FO	A	TO	Blk	Stl	Pts	Avg
				FG FGA Pct	3FG 3FGA Pct	FT FTA Pct	Off Def Tot Avg								
W Carolina	11-11-16	*	25	3 8 .375	0 0 .000	7 10 .700	0 4 4 4.0	2	0	2	2	0	1	13	13.0
at North Florida	11-16-16	*	27	7 10 .700	0 1 .000	2 2 1.000	0 3 3 3.5	3	0	7	0	0	3	16	14.5
Penn	11-19-16	*	34	6 16 .375	1 3 .333	5 6 .833	0 4 4 3.7	0	0	3	5	0	3	18	15.7
vs Stanford	11-24-16	*	37	7 14 .500	0 0 .000	6 10 .600	0 2 2 3.3	2	0	2	1	0	1	20	16.8
vs Iowa State	11-25-16	*	38	9 13 .692	0 0 .000	3 4 .750	0 2 2 3.0	0	0	3	3	0	3	21	17.6
vs Florida	11-27-16	*	38	6 15 .400	0 1 .000	3 3 1.000	2 1 3 3.0	0	0	1	4	0	1	15	17.2
RUTGERS	11-30-16	*	34	5 13 .385	0 2 .000	1 1 1.000	2 4 6 3.4	0	0	3	6	1	1	11	16.3
vs Wofford	12-03-16	*	37	5 8 .625	1 2 .500	4 5 .800	1 1 2 3.3	1	0	9	4	0	0	15	16.1
SC STATE	12-06-16	*	24	4 7 .571	1 2 .500	2 2 1.000	0 1 1 3.0	1	0	5	1	0	0	11	15.6
FAU	12-16-16	*	23	3 9 .333	0 1 .000	2 2 1.000	0 6 6 3.3	2	0	6	1	0	1	8	14.8
GEO. WASH.	12-22-16	*	35	7 12 .583	0 1 .000	0 2 .000	1 1 2 3.2	4	0	5	2	0	1	14	14.7
COLUMBIA	12-28-16	*	30	7 14 .500	3 5 .600	5 8 .625	4 5 9 3.7	1	0	4	10	0	1	22	15.3
NC STATE	12-31-16	*	34	7 15 .467	1 3 .333	6 10 .600	1 3 4 3.7	2	0	1	3	0	1	21	15.8
at Syracuse	01-04-17	*	35	3 12 .250	1 3 .333	1 3 .333	1 3 4 3.7	4	0	7	4	0	1	8	15.2
NOTRE DAME	01-12-17	*	36	5 16 .313	0 1 .000	4 5 .800	1 2 3 3.7	2	0	1	3	0	0	14	15.1
at Pitt	01-14-17	*	30	7 10 .700	0 1 .000	0 1 .000	0 3 3 3.6	0	0	5	7	0	0	14	15.1
at Wake Forest	01-18-17	*	34	3 6 .500	0 0 .000	3 5 .600	1 2 3 3.6	3	0	7	4	0	0	9	14.7
at Duke	01-21-17	*	33	5 13 .385	0 1 .000	3 6 .500	0 3 3 3.6	3	0	1	4	0	1	13	14.6
BOSTON COLLEGE	01-25-17	*	32	8 13 .615	0 1 .000	7 7 1.000	1 4 5 3.6	1	0	2	5	0	2	23	15.1
NORTH CAROLINA	01-28-17	*	27	6 14 .429	0 2 .000	6 6 1.000	1 6 7 3.8	4	0	3	2	0	1	18	15.2
FLORIDA STATE	02-01-17	*	32	4 5 .800	0 0 .000	4 4 1.000	0 3 3 3.8	2	0	2	5	0	1	12	15.0
at NC State	02-04-17	*	34	5 15 .333	0 2 .000	3 4 .750	1 2 3 3.7	1	0	5	2	0	2	13	15.0
VIRGINIA TECH	02-08-17	*	33	7 15 .467	0 1 .000	2 4 .500	0 4 4 3.7	3	0	1	5	0	1	16	15.0
at LOUISVILLE	02-11-17	*	34	5 12 .417	2 3 .667	3 5 .600	0 5 5 3.8	0	0	2	1	0	1	15	15.0
GEORGIA TECH	02-15-17														
CLEMSON	02-18-17														
at Virginia	02-20-17														
DUKE	02-25-17		24	3 10 .300	0 0 .000	1 2 .500	0 5 5 3.8	1	0	0	4	0	1	7	14.7
at Virginia Tech	02-27-17		24	1 5 .200	0 1 .000	0 0 .000	0 0 0 3.7	3	0	4	4	0	0	2	14.2
at Florida State	03-04-17	*	25	1 7 .143	0 0 .000	3 4 .750	0 2 2 3.6	0	0	1	2	0	1	5	13.9



5 DAVON REED

Sr. | 6-6 | 220 | Guard

Ewing, N.J. | Princeton Day School (N.J.)

CoSIDA Academic All-District Team, 2017
ACC's Skip Prosser Award, 2017 (top scholar-athlete)
All-ACC Third Team, 2017 All-ACC Defensive Team, 2017
NABC Honors Court, 2016 Dean's List (3.5+ GPA) 3x
All-ACC Academic Basketball Team, 2015, 2016, 2017
All-ACC Honor Roll - 2013-14, '14-15, '15-16
NIT All-Tournament Team, 2015

- Name is pronounced Day-von.
- Focused. Structured. Determined. Competitive. Student of the game. Will do whatever it takes to win.
- A 3 guard who played out of position at the point his freshman season for Miami.
- Can guard multiple positions, has long arms and a fierce tenacity.
- Mostly a catch-and-shoot guy. Working on game off the bounce. Improved both his ability to attack the basket and his layup-making skills.
- Good student. Professional approach to life and everything he does. Mature for his age.
- Improved bench 175 to 250 pounds in four months as a freshman, now max is 300 lbs. Increased 185 bench from 13 to 19 reps. Has added 15 lbs of muscle.
- Four-star swingman listed as a Top 100 player (No. 97) by Rivals.com and No. 78 in Class of 2013 by ESPN.
- Third-best talent in New Jersey and 18th best nationally at shooting guard, according to ESPN.com.
- Kevin Durant Skills Academy. McDonald's All-American candidate.
- 2,000 point scorer. Averaged 24 points and 10 rebounds as a senior, 27 ppg and 9 rpg as a junior. Prep B Player of the Year in New Jersey.
- Youth Role Model Award from Join-Effort Princeton for both dedication to his community and excellence in his personal life.
- Also played football his freshman year of high school.
- Played AAU ball for Team Final, the same squad as Miami teammate Ja'Quan Newton.
- Intern in the University of Miami athletics marketing department in the spring to complete his degree.
- Born Davon Malcolm Reed on June 11, 1995. Son of David Reed and Rose Reed. Brother to Miles.
- Majoring in sports administration with a minor in marketing and communications. Student-Athlete Advisory Committee representative at UM. Miami Rescue Mission Homeless Shelter volunteer. Elementary school pen pal.
- First played organized basketball at age five, and first dunk was before his freshman year of high school, in a summer league game.
- Favorites: Athlete: LeBron. Athlete in another sport: Antonio Brown. Pro sports team: Steelers. Meal: Italian food. Quote: Dreams don't work unless you do. Subject in school: Science. Midnight snack: Chocolate chip cookies. Book: The Great Gatsby. Ice Cream: Chocolate chip cookie dough. Cereal: Captain Crunch with Crunchberries. Movie: Brown Sugar, Best Man, Love & Basketball. TV Show: Game of Thrones. Musical Artist: J Cole. Cuban Food: Vaca frita de pollo. My first pet was: Siamese fighting fish.
- When I played ball as a kid, I pretended I was: Allen Iverson. My first job was: Summer camp counselor. When I was little, I wanted to be an: NBA player.
- Now my dream job is: Marketing or real estate. Best advice received: Do what makes you happy. Why UM: ACC basketball, Coach L and sunny south Florida. Started playing basketball: Age 5.

2013-14				
Opposition	P	R	A	
St. Francis (NY)	3	1	0	
Ga. Southern	7	1	2	
Texas Southern	11	3	3	
at C of Charleston	3	2	3	
UCF	17	5	1	
vs Geo. Wash.	6	2	2	
at CS Fullerton	9	3	2	
vs Arizona State	19	1	2	
at Nebraska	5	2	2	
Virginia Tech	10	5	0	
at Savannah State	8	1	1	
La Salle	8	0	4	
Loyola	8	2	7	
at Syracuse	5	0	1	
at North Carolina	0	2	0	
Florida State	0	0	0	
at Georgia Tech	3	0	0	
Duke	2	2	0	
Syracuse	16	2	0	
at Maryland	6	1	1	
Norfolk State	4	4	1	
Pittsburgh	4	3	1	
NC State	3	1	1	
at Florida State	7	2	2	
at Virginia Tech	5	2	0	
Notre Dame	12	3	0	
Boston College	0	0	0	
at Virginia	2	1	0	
at NC State	5	0	0	
at Clemson	3	1	0	
Wake Forest	3	1	1	
vs Virginia Tech	14	1	0	
vs NC State	9	0	1	

2014-15				
Opposition	P	R	A	
Green Bay	0	0	0	
Savannah State	0	1	1	
Eastern Kentucky	7	4	0	
vs Providence	0	2	2	
Charleston	5	5	4	
Virginia	4	1	0	
Boston College	0	2	0	
at Duke	4	3	2	
at Notre Dame	9	4	4	
NC State	10	1	2	
at Syracuse	11	2	1	
Georgia Tech	6	4	0	
at Florida State	11	6	2	
Louisville	19	5	1	
Clemson	3	2	0	
at Wake Forest	17	4	0	
at Boston College	19	6	3	
Virginia Tech	9	3	5	
at Louisville	0	2	1	
Florida State	18	8	1	
North Carolina	2	3	2	
at Pittsburgh	19	3	3	
at Virginia Tech	4	5	2	
vs Virginia Tech	10	4	1	
vs Notre Dame	6	6	1	
NC Central	7	3	6	
Alabama	15	8	3	
at Richmond	10	12	2	
vs Temple	6	7	4	
vs Stanford	16	5	4	

2015-16				
Opposition	P	R	A	
UTRGV	14	3	0	
Louisiana	19	4	1	
vs. Miss. St.	8	3	1	
vs. Utah	6	4	1	
vs. Butler	7	5	3	
Northeastern	19	7	4	
at Nebraska	8	4	0	
Charlotte	12	5	2	
Florida	5	4	0	
Charleston	9	0	1	
at La Salle	7	6	2	
Princeton	13	9	0	
Syracuse	4	5	1	
Florida State	12	4	2	
at Virginia	11	5	0	
at Clemson	17	2	2	
at Boston College	7	4	1	
Wake Forest	4	5	1	
DUKE	14	4	1	
at NC State	12	4	1	
Notre Dame	8	2	1	
at Georgia Tech	15	4	2	
Pittsburgh	12	4	3	
at Florida State	14	4	2	
Virginia Tech	12	5	2	
at North Carolina	4	2	1	
Virginia	21	3	0	
Louisville	17	4	1	
at Notre Dame	10	6	2	
at Virginia Tech	19	2	1	
vs. Virginia	3	1	1	
vs. Buffalo	10	12	0	
vs. Wichita State	10	4	1	
vs. Villanova	8	2	1	

DOUBLE-DOUBLES		
Opposition	P	R
Buffalo	10	12
Richmond	10	12

REED HIGHS

Points

Season: 26, at NC State, 2/4/17
Career: 26, at NC State, 2/4/17
ACC: 26, at NC State, 2/4/17

Rebounds

Season: 10, vs. Duke, 2/25/17
Career: 12 (2x) last vs. Buffalo, 3/17/16
ACC: 10, vs. Duke, 2/25/17

Assists

Season: 6 (3x) last at Florida State, 3/4/17
Career: 7, vs. Loyola, 12/30/13
ACC: 6 (2x) last at Florida State, 3/4/17

Steals

Season: 3 (7x) last at Virginia Tech, 2/27/17
Career: 5, at Wake Forest, 2/11/15
ACC: 5, at Wake Forest, 2/11/15

Blocked Shots

Season: 3 (2x) last vs. Boston College, 1/25/17
Career: 3 (3x) last vs. Boston College, 1/25/17
ACC: 3 (2x) last vs. Boston College, 1/25/17

Field Goals

Season: 9 (2x) last at NC State, 2/4/17
Career: 9 (2x) last at NC State, 2/4/17
ACC: 9 (2x) last at NC State, 2/4/17

Field Goal Attempts

Season: 17 (3x) last at NC State, 2/4/17
Career: 17 (3x) last at NC State, 2/4/17
ACC: 17 (3x) last at NC State, 2/4/17

Free Throws

Season: 8, vs. Iowa State, 11/25/16
Career: 9, vs. Alabama, 3/21/15
ACC: 7, vs. North Carolina, 1/28/17

Free Throw Attempts

Season: 9 (2x) last vs. North Carolina, 1/28/17
Career: 14, vs. Alabama, 3/21/15
ACC: 9, vs. North Carolina, 1/28/17

3-Point Field Goals

Season: 7, at NC State, 2/4/17
Career: 7, at NC State, 2/4/17
ACC: 7, at NC State, 2/4/17

3-Point Field Goal Attempts

Season: 10, at NC State, 2/4/17
Career: 10, at NC State, 2/4/17
ACC: 10, at NC State, 2/4/17

Minutes

Season: 43, at Virginia, 2/20/17
Career: 45, at Boston College, 2/16/15
ACC: 45, at Boston College, 2/16/15

REED CAREER STATISTICS

Season	GP	GS	Min.	Avg.	FG	FGA	Pct.	3-Point	Free Throws	Rebounds	Avg.	PF	FO	Ast.	TO	Blk	Stl	Scoring							
								FG	FTA	Def.								Pts.							
2013-14	33	10	683	20.7	71	207	.343	40	112	35	53	.660	12	43	55	1.7	55	0	38	44	4	16	217	6.6	
2014-15	30	21	824	27.5	77	164	.470	37	81	45	77	.727	25	96	121	4.0	68	1	57	32	13	27	247	8.2	
2015-16	35	35	1007	28.8	129	275	.469	46	120	383	84	103	.816	21	122	143	4.1	72	0	42	44	15	27	388	11.1
2016-17	30	30	1057	35.2	149	343	.434	73	181	403	87	104	.837	24	121	145	4.8	48	0	77	62	15	39	458	15.3
TOTAL	128	96	3571	27.9	426	989	.431	196	494	397	262	337	.777	82	382	464	3.6	243	1	214	182	47	109	1310	10.2

REED 2016-17

Opponent	Date	GS	Min	FG	FGA	Pct	3FG	FGA	Pct	FT	FTA	Pct	Off	Def	Tot	Avg	PF	FO	A	TO	Blk	Stl	Pts	Avg
W Carolina	11-11-16	*	24	3	6	.500	2	3	.667	0	2	.000	1	4	5	5.0	0	0	1	0	1	1	8	8.0
at North Florida	11-16-16	*	29	6	11	.545	3	6	.500	2	3	.667	0	3	3	4.0	2	0	2	3	0	2	17	12.5
Penn	11-19-16	*	34	3	12	.250	1	7	.143	4	4	1.000	0	7	7	5.0	1	0	1	2	1	0	11	12.0
vs Stanford	11-24-16	*	33	2	9	.222	1	3	.333	2	2	1.000	0	3	3	4.5	2	0	0	3	0	1	7	10.8
vs Iowa State	11-25-16	*	36	2	9	.222	1	7	.143	8	9	.889	1	2	3	4.2	0	0	1	3	0	1	13	11.1
vs Florida	11-27-16	*	37	5	14	.357	2	5	.400	0	2	.000	2	3	5	4.3	2	0	2	2	0	0	12	11.3
RUTGERS	11-30-16	*	33	6	10	.600	2	4	.500	4	5	.800	0	6	6	4.6	3	0	3	2	0	1	18	12.3
vs Wofford	12-03-16	*	33	4	10	.400	1	4	.250	4	4	1.000	1	4	5	4.6	0	0	4	1	0	3	13	12.4
SC STATE	12-06-16	*	30	6	8	.750	3	5	.600	0	0	.000	1	5	6	4.8	0	0	6	3	1	3	15	12.7
FAU	12-16-16	*	34	6	10	.600	5	9	.556	4	4	1.000	0	0	0	4.3	0	0	0	2	2	1	21	13.5
GEO. WASH.	12-22-16	*	35	5	12	.417	3	7	.429	4	4	1.000	1	2	3	4.2	1	0	0	2	0	3	17	13.8
COLUMBIA	12-28-16	*	39	7	13	.538	3	7	.429	1	2	.500	0	4	4	4.2	2	0	3	0	1	1	18	14.2
NC STATE	12-31-16	*	36	7	16	.438	3	9	.333	3	4	.750	0	2	2	4.0	3	0	1	1	0	2	20	14.6
at Syracuse	01-04-17	*	37	2	11	.182	2	7	.286	0	0	.000	0	3	3	3.9	1	0	4	4	0	0	6	14.0
NOTRE DAME	01-12-17	*	38	9	17	.529	2	7	.286	1	2	.500	0	6	6	4.1	1	0	3	4	3	0	21	14.5
at Pitt	01-14-17	*	35	6	11	.545	4	8	.500	2	2	1.000	0	6	6	4.2	1	0	5	1	2	0	18	14.7
at Wake Forest	01-18-17	*	37	8	17	.471	3	8	.375	5	5	1.000	2	1	3	4.1	1	0	4	2	0	2	24	15.2
at Duke	01-21-17	*	40	6	13	.462	5	8	.625	2	2	1.000	0	4	4	4.1	2	0	1	4	0	3	19	15.4
BOSTON COLLEGE	01-25-17	*	37	6	10	.600	2	5	.400	3	3	1.000	1	2	3	4.1	4	0	4	4	3	1	17	15.5
NORTH CAROLINA	01-28-17	*	37	3	12	.250	1	4	.250	7	9	.778	2	5	7	4.2	3	0	2	1	0	1	14	15.5
FLORIDA STATE	02-01-17	*	31	5	11	.455	1	5	.200	1	2	.500	2	2	4	4.2	1	0	0	2	0	0	12	15.3
at NC State	02-04-17	*	36	9	17	.529	7	10	.700	1	1	1.000	1	6	7	4.3	2	0	3	2	0	1	26	15.8
VIRGINIA TECH	02-08-17	*	34	4	8	.500	4	8	.500	6	6	1.000	1	2	3	4.3	2	0	6	2	0	1	18	15.9
at LOUISVILLE	02-11-17	*	36	3	12	.250	1	5	.200	0	0	.000	2	2	4	4.3	3	0	3	0	0	1	7	15.5
GEORGIA TECH	02-15-17	*	35	8	11	.727	3	4	.750	2	4	5.00	0	7	7	4.4	2	0	1	2	0	3	21	15.7
CLEMSON	02-18-17	*	36	4	11	.364	2	7	.286	4	4	1.000	1	6	7	4.5	2	0	5	1	1	1	14	15.7
at Virginia	02-20-17	*	43	2	10	.200	1	7	.143	4	4	1.000	1	3	4	4.4	2	0	3	5	0	0	9	15.4
DUKE	02-25-17	*	37	3	11	.273	0	1	.000	3	4	.750	3	7	10	4.6	2	0	1	1	0	3	9	15.2
at Virginia Tech	02-27-17	*	36	3	10	.300	1	4	.250	4	5	.800	1	8	9	4.8	1	0	2	0	0	3	11	15.0
at Florida State	03-04-17	*	39	6	11	.545	4	7	.571	6	6	1.000	0	6	6	4.8	2	0	6	3	0	0	22	15.3



4 DJ VASILJEVIC

Fr. | 6-3 | 198 | Guard

Melbourne, Australia | Australian Institute of Sport

- Full name is Dejan Vasiljevic, but goes by DJ. Pronounced Day-on Vass-EEL-uh-vitch.
- Sharpshooter from long range.
- Good at getting to the basket and manipulating shot to go around taller players.
- Gained 50 lbs on his bench press since June 2016, now up to 275 lbs.
- Improving quickness due to dropping body fat percentage from 13 percent to 10 percent since his arrival in June 2016.
- In U-20 National Championships in Ipswich, averaged 16.3 ppg, 3.9 rpg and 1.9 apg. Notched 20-plus points in three games, with a high of 25 in his first outing.
- At 2015 FIBA U-19 World Championships in Greece, averaged 13.3 ppg, 3.1 rpg and 1.0 apg.
- At 2014 FIBA U-18 Oceania Championships, averaged of 12.6 ppg, 4.6 rpg and 4.2 apg.
- All-tournament team at the 2014 FIBA U-17s. Averaged 17.4 ppg, 6.6 rpg and 1.3 apg. Led team to silver medal.
- Captain of the U-17 Australian team.
- Leading scorer at the 2013 FIBA Oceania U-16 Championships, putting up 19.3 ppg, 3.7 rpg and 1.0 apg.
- Won national title with Victorian U-18 team.
- 2015 Basketball Without Borders Camp. adidas Nations Tournament in Los Angeles.
- Also played soccer and rugby.
- Born April 26, 1997 in Calgary, Alberta, Canada, but moved to Melbourne, Australia, at age six.
- Of Serbian descent. Speaks English and Serbian languages.
- Son of Todor and Danijela Vasiljevic. Both parents played semi-pro handball. Brother to Ivana.
- Started playing basketball at age 12, with influence from his sister.
- Shaping his game into the mold of Croatian scoring legend, Drazen Petrovic.

- Favorites: Athlete: Kobe. Athlete in another sport: Cristiano Ronaldo. Pro sports team: Lakers. Meal: Chicken schnitzel. Midnight snack: Nutella. Video game: Call of Duty. Ice Cream: Chocolate. Cereal: Nutri grain. Movie: Rush Hour. TV Show: Fresh Prince of Bel Air. Musical Artist: Drake. Former UM athlete: Shane Larkin. Non-basketball sport to watch: Tennis (Novak Djokovic).
- When I played ball as a kid, I pretended I was: Kobe. When I was little, I wanted to be a: Police Officer. Now my dream job is: Accountant.

VASILJEVIC HIGHS

Points

Season: 18, at Syracuse, 1/4/17

ACC: 18, at Syracuse, 1/4/17

Rebounds

Season: 4, at Virginia, 2/20/17

ACC: 4, at Virginia, 2/20/17

Assists

Season: 2 (2x) last vs. SC State, 12/6/16

ACC: 1 (4x) last vs. Clemson, 2/18/17

Steals

Season: 1 (8x) last at Virginia, 2/20/17

ACC: 1 (4x) last at Virginia, 2/20/17

Blocked Shots

Season: 1, vs. Stanford, 11/24/16

ACC: --

Field Goals

Season: 6, at Syracuse, 1/4/17

ACC: 6, at Syracuse, 1/4/17

Field Goal Attempts

Season: 13, vs. SC State, 12/6/16

ACC: 12, at Syracuse, 1/4/17

Free Throws

Season: 3, vs. Rutgers, 11/30/16

ACC: 2 (2x) last at Virginia, 2/20/17

Free Throw Attempts

Season: 3, vs. Rutgers, 11/30/16

ACC: 2 (4x) last at Virginia Tech, 2/27/17

3-Point Field Goals

Season: 6, at Syracuse, 1/4/17

ACC: 6, at Syracuse, 1/4/17

3-Point Field Goal Attempts

Season: 12, at Syracuse, 1/4/17

ACC: 12, at Syracuse, 1/4/17

Minutes

Season: 29, at Virginia, 2/20/17

ACC: 29, at Virginia, 2/20/17

VASILJEVIC CAREER STATISTICS

Season	GP	GS	Min.	Avg.	FG	FGA	Pct.	FG	FGA	Pct.	FT	FTA	Pct.	Off.	Def.	Tot.	Avg.	PF	FO	Ast.	TO	Blk	Stl	Pts.	Avg.
2016-17	30	0	520	17.3	58	161	.360	47	131	.359	13	17	.765	5	35	40	1.3	25	0	12	10	1	8	176	5.9

VASILJEVIC 2016-17		TOTAL					3-PTS			FREE THROWS			REBOUNDS											
Opponent	Date	GS	Min	FG	FGA	Pct	3FG	FGA	Pct	FT	FTA	Pct	Off	Def	Tot	Avg	PF	FO	A	TO	Blk	Stl	Pts	Avg
W Carolina	11-11-16	23	4	8	.500	3	7	.429	0	0	.000	1	1	1	2.0	4	0	2	0	0	1	11	11.0	
at North Florida	11-16-16	21	4	10	.400	3	6	.500	2	2	1.000	0	1	1	1.5	3	0	0	0	0	1	13	12.0	
Penn	11-19-16	18	4	7	.571	3	5	.600	0	0	.000	0	0	0	1.0	1	0	1	2	0	0	11	11.7	
vs Stanford	11-24-16	22	1	2	.500	1	2	.500	0	0	.000	0	1	1	1.0	1	0	1	1	1	0	3	9.5	
vs Iowa State	11-25-16	16	2	7	.286	1	5	.200	0	0	.000	0	0	0	0.8	1	0	0	1	0	1	5	8.6	
vs Florida	11-27-16	9	0	1	.000	0	1	.000	0	0	.000	0	0	0	0.7	1	0	0	0	0	0	0	7.2	
RUTGERS	11-30-16	11	0	1	.000	0	1	.000	3	3	1.000	0	1	1	0.7	1	0	1	0	0	0	3	6.6	
vs Wofford	12-03-16	20	2	6	.333	2	4	.500	0	0	.000	0	2	2	0.9	1	0	0	0	0	0	6	6.5	
SC STATE	12-06-16	25	5	13	.385	5	11	.455	2	2	1.000	1	1	2	1.0	2	0	2	0	0	0	17	7.7	
FAU	12-16-16	26	1	4	.250	0	3	.000	0	0	.000	1	1	2	1.1	2	0	0	1	0	0	2	7.1	
GEO. WASH.	12-22-16	13	2	5	.400	2	4	.500	0	0	.000	0	3	3	1.3	1	0	0	0	0	0	6	7.0	
COLUMBIA	12-28-16	15	1	4	.250	1	4	.250	0	0	.000	0	1	1	1.3	1	0	1	0	0	1	3	6.7	
NC STATE	12-31-16	8	1	1	1.000	1	1	1.000	0	0	.000	0	2	2	1.3	0	0	0	0	0	0	3	6.4	
at Syracuse	01-04-17	28	6	12	.500	6	12	.500	0	2	.000	0	0	0	1.2	0	0	0	0	0	1	18	7.2	
NOTRE DAME	01-12-17	19	1	6	.167	1	5	.200	0	0	.000	0	0	0	1.1	2	0	1	0	0	1	3	6.9	
at Pitt	01-14-17	18	2	6	.333	2	6	.333	0	0	.000	1	1	2	1.2	0	0	1	0	0	0	6	6.9	
at Wake Forest	01-18-17	13	1	6	.167	1	6	.167	0	0	.000	0	0	0	1.1	1	0	0	0	0	0	3	6.6	
at Duke	01-21-17	8	0	2	.000	0	2	.000	0	0	.000	0	1	1	1.1	1	0	0	1	0	0	0	6.3	
BOSTON COLLEGE	01-25-17	16	1	6	.167	1	6	.167	0	0	.000	0	1	1	1.1	0	0	0	0	0	0	3	6.1	
NORTH CAROLINA	01-28-17	15	1	5	.200	1	4	.250	0	0	.000	0	1	1	1.1	0	0	0	0	0	0	3	6.0	
FLORIDA STATE	02-01-17	8	1	2	.500	1	2	.500	0	0	.000	1	0	1	1.1	0	0	0	0	0	0	3	5.8	
at NC State	02-04-17	9	0	1	.000	0	1	.000	0	0	.000	0	1	1	1.1	0	0	0	0	0	0	0	5.5	
VIRGINIA TECH	02-08-17	10	2	5	.400	1	2	.500	0	0	.000	0	1	1	1.1	0	0	0	0	0	0	5	5.5	
at LOUISVILLE	02-11-17	11	1	3	.333	1	2	.500	0	0	.000	0	0	0	1.0	0	0	0	0	0	1	3	5.4	
GEORGIA TECH	02-15-17	28	4	9	.444	3	6	.500	2	2	1.000	0	2	2	1.1	0	0	1	1	0	0	13	5.7	
CLEMSON	02-18-17	21	2	5	.400	1	4	.250	0	0	.000	0	3	3	1.2	0	0	1	2	0	0	5	5.7	
at Virginia	02-20-17	29	3	6	.500	2	5	.400	2	2	1.000	0	4	4	1.3	1	0	0	0	0	1	10	5.9	
DUKE	02-25-17	20	0	3	.000	0	3	.000	0	0	.000	0	2	2	1.3	1	0	0	0	0	0	0	5.6	
at Virginia Tech	02-27-17	21	3	8	.375	2	6	.333	1	2	.500	0	1	1	1.3	0	0	0	0	0	0	9	5.8	
at Florida State	03-04-17	19	3	7	.429	2	5	.400	1	2	.500	0	3	3	1.3	0	0	0	1	0	0	9	5.9	



32 SAM WAARDENBURG

Fr. | 6-9 | 205 | Forward

Henderson, New Zealand | Rangitoto College HS

At Miami: Joined team Dec. 29, 2016 after signing a grant-in-aid ... Eligible immediately, but expected to begin competition in fall of 2017.

Prior to Miami: Won tournament MVP honors when he helped Rangitoto College win the SAS Secondary Schools National Championship. In the final game, he had 18 points, eight rebounds and four blocks ... Internationally, has represented New Zealand in the 3x3 Under 18 World Championship in Kazakhstan ... On the Under 17 men's team that won silver at the age-groups FIBA Oceania Championships ... Under 16 men's team that won bronze at the Australian State Championships ... Played in adidas Nations Tournament in Los Angeles, averaging 13.4 points and 6.4 rebounds in five outings. He was 7-of-11 from long range in the event and named one of the top 10 players of the camp ... Played in the National Basketball Players Association (NBPA) Top 100 High School Basketball Camp in Virginia ... Named the most outstanding player at both the Nike All Asia Camp in Beijing and the Basketball Without Borders Camp in Australia ... Spent time with the Supercity Rangers and the Breakers Academy, which led him to a role as a development player for the SKYCITY Breakers ... Played games in the United States with Harbour Basketball

Personal: Chose Miami over considerations from Virginia, SMU and Utah ... Joins current Hurricane DJ Vasiljevic and incoming freshman Deng Gak, both of Australia, as the third player from the Australasia region of the South Pacific.



2 MIKE ROBINSON

So. | 5-10 | 170 | Guard


New Britain, Conn. | New Britain HS

Book Buster Honor Roll (3.0+ GPA): Fall 2015, Spring 2016

- Team manager turned walk on.
- Nicknames are Mike Rob and Springs.
- As a freshman (2015-16) scored six points, all from long range, in one minute against Utah in the Puerto Rico Tip Off.
- Good athlete who played basketball, football and was on track team, participating in the high jump, long jump, triple jump and 4x100 relay team, in high school.
- Two-year varsity basketball captain. One-year football and track captain.
- William F. Burns Memorial Award and Scholarship. Harry L. Stromquist Memorial Scholarship.
- 2014 Connecticut Association of Schools Scholar-Athlete. Academic all-conference in basketball four seasons.
- Born Michael Andre Robinson May 2, 1996 in New Britain, Conn. Son of Eugene and Veronica Robinson. Brother to Eugene.
- Majoring in finance.
- Favorites: Athlete: Kobe Bryant. Pro Team: Lakers. Athlete in another sport: Cam Newton. Meal: Fried Chicken, Macaroni & Cheese, Corn Bread, Candied yams. Midnight snack: Cinnamon Toast Crunch. Ice Cream: Strawberry. Movie: Love & Basketball. TV Show: Power.
- My first job was: At Target. My dream job is: Financial advisor or manager.

2016-17			
Opposition	P	R	A
W. Carolina	0	0	0
at North Florida	0	0	0
SC State	1	1	0
Pitt	0	0	0
at Duke	0	0	0
UNC	0	0	0

2015-16			
Opposition	P	R	A
UT RGV	3	1	0
Mississippi State	0	0	0
Utah	6	0	0
Charlotte	0	0	0
Co. of Charleston	0	0	0
La Salle	3	0	0
North Carolina	0	0	0
Virginia Tech	0	0	0
vs. Villanova	0	0	0



35 CHRIS STOWELL

Jr. | 6-6 | 208 | Forward

Exeter, N.H. | Tilton School | Exeter HS

All-ACC Academic Honor Roll - 2014-15

President's List (4.0 GPA): Spring 2016, Fall 2015, Spring 2015

Provost Honor Roll (3.75+ GPA): Spring 2016, Fall 2015, Spring 2015, Fall 2014

Dean's List (3.5+ GPA): Spring 2016, Fall 2015, Spring 2015, Fall 2014

Athletic Director's Honor Roll (3.2+ GPA): Spring 2016, Fall 2015, Spring 2015, Fall 2014

Book Buster Honor Roll (3.0+ GPA): Spring 2016, Fall 2015, Spring 2015, Fall 2014

- Last name is pronounced stole.
- Good athleticism and is improving his strength.
- Looking to expand his offensive game to shoot 3-pointers.
- Walk on from New Hampshire who played postgraduate year at Tilton School. Earned postseason coaches award.
- At Exeter High School helped Blue Hawks to state playoffs in both the 2011-12 and 2012-13 seasons. Reached quarterfinals senior year.
- In 2012-13 assisted team to championship game of the 50th Annual Queen City Invitational by scoring 10 points and going 6-for-6 from line in semifinal game.
- Twice earned scholar-athlete award. Honor roll.
- Foote Fellow at UM - a program that is offered to a select number of incoming freshmen who have a record of curricular and co-curricular distinction in high school and exhibit an interest in and capacity for independent and self-motivated learning.
- Born Christopher Michael Stowell on Dec. 29, 1994 in Exeter, N.H.
- Son of Bill and Maria. Brother to Bill, Jr., who played basketball at Plymouth State University.
- Student-Athlete Advisory Committee representative at UM.
- Majoring in entrepreneurship and business technology with minors in international business and sports administration.
- Speaks English, Spanish, some Italian, a little Russian, and is learning Chinese and Hebrew.
- Started playing basketball at age five.
- Favorites: Athlete: Matt Bonner. Athlete in another sport: Alex Rodriguez. Song right now: Hype by Drake. Pro sports team: New York Yankees. Meal: Sloppy Joes. Midnight snack: Ice Cream. Video game: Star Wars Battlefront. Class at UM: Accounting. Book: Harry Potter. Ice Cream: Peanut Butter. Cereal: Cinnamon Toast Crunch. Movie: The Town. TV Show: Game of Thrones. Musical Artist: Drake. Cuban Food: Pastelitos.
- When I played ball as a kid, I pretended I was: Kobe Bryant. My first job was: Golf course cart boy. When I was little, I wanted to be a: Golfer. Now my dream job is: Entrepreneur.

2016-17			
Opposition	P	R	A
W. Carolina	0	0	0
at North Florida	0	0	0
SC State	0	2	0
at Duke	0	0	0
UNC	0	0	0

2015-16			
Opposition	P	R	A
UTRGV	0	0	0
Mississippi State	0	0	0
Utah	0	0	0
Charlotte	0	1	0
Co. of Charleston	0	1	0
La Salle	0	1	0
at North Carolina	0	0	0
at Virginia Tech	0	0	0
vs. Villanova	0	0	0

2014-15			
Opposition	P	R	A
Howard	0	0	1
Charleston	0	0	0
Virginia Tech	0	0	0
at Virginia Tech	0	0	0

THE STAT CREW SYSTEM
Miami Team Game-by-Game (as of Mar 04, 2017)
All games

TEAM STATISTICS

Opponent	Date	Score		Total		3-Pointers		Free throws		Rebounds				pf	a	t/o	blk	stl	pts	avg
				fg-fga	pct	3fg-fga	pct	ft-fta	pct	off	def	tot	avg							
WESTERN CAROLINA	11-11-16	92-43	W	31-62	.500	6-13	.462	24-36	.667	15	37	52	52.0	15	15	10	8	9	92	92.0
at North Florida	11-16-16	94-56	W	37-68	.544	7-20	.350	13-16	.813	15	31	46	49.0	19	14	10	2	9	94	93.0
PENN	11-19-16	74-62	W	28-62	.452	6-20	.300	12-13	.923	12	25	37	45.0	14	10	16	5	11	74	86.7
vs Stanford	11-24-16	67-53	W	23-50	.460	5-13	.385	16-24	.667	7	23	30	41.2	18	7	11	4	8	67	81.8
vs Iowa State	11-25-16	56-73	L	18-50	.360	2-16	.125	18-22	.818	8	29	37	40.4	18	6	19	2	7	56	76.6
vs Florida	11-27-16	56-65	L	23-61	.377	4-14	.286	6-9	.667	16	21	37	39.8	16	8	13	2	4	56	73.2
RUTGERS	11-30-16	73-61	W	26-54	.481	3-12	.250	18-22	.818	15	29	44	40.4	17	9	19	8	7	73	73.1
vs Wofford	12-03-16	74-57	W	24-48	.500	7-15	.467	19-21	.905	10	28	38	40.1	12	15	16	2	7	74	73.2
SOUTH CAROLINA STAT	12-06-16	82-46	W	31-58	.534	10-25	.400	10-16	.625	13	32	45	40.7	12	24	12	7	6	82	74.2
FLORIDA ATLANTIC	12-16-16	76-56	W	25-55	.455	8-19	.421	18-27	.667	16	32	48	41.4	18	13	12	3	7	76	74.4
GEORGE WASHINGTON	12-22-16	72-64	W	25-57	.439	7-14	.500	15-19	.789	12	22	34	40.7	14	10	6	3	5	72	74.2
COLUMBIA	12-28-16	78-67	W	29-53	.547	8-20	.400	12-21	.571	10	24	34	40.2	18	15	20	7	10	78	74.5
NC STATE	12-31-16	81-63	W	31-65	.477	6-20	.300	13-23	.565	17	24	41	40.2	17	8	8	2	9	81	75.0
at Syracuse	01-04-17	55-70	L	21-54	.389	11-26	.423	2-10	.200	12	14	26	39.2	15	15	15	2	4	55	73.6
NOTRE DAME	01-12-17	62-67	L	24-63	.381	6-18	.333	8-14	.571	19	28	47	39.7	12	7	13	12	3	62	72.8
at Pitt	01-14-17	72-46	W	30-54	.556	10-21	.476	2-3	.667	8	29	37	39.6	14	17	18	6	6	72	72.8
at Wake Forest	01-18-17	79-96	L	26-60	.433	8-23	.348	19-25	.760	10	20	30	39.0	26	14	9	1	3	79	73.1
at Duke	01-21-17	58-70	L	22-55	.400	7-16	.438	7-15	.467	12	24	36	38.8	18	10	18	3	6	58	72.3
BOSTON COLLEGE	01-25-17	78-77	W	27-54	.500	6-18	.333	18-24	.750	7	28	35	38.6	15	12	15	5	7	78	72.6
NORTH CAROLINA	01-28-17	77-62	W	23-56	.411	7-20	.350	24-30	.800	11	30	41	38.8	20	14	10	6	8	77	72.8
FLORIDA STATE	02-01-17	57-75	L	19-42	.452	2-11	.182	17-22	.773	10	16	26	38.1	11	5	14	1	5	57	72.0
at NC State	02-04-17	84-79	W	31-62	.500	11-21	.524	11-14	.786	17	19	36	38.0	12	16	11	2	5	84	72.6
VIRGINIA TECH	02-08-17	74-68	W	29-64	.453	7-21	.333	9-13	.692	10	22	32	37.8	17	15	10	5	6	74	72.7
at Louisville	02-11-17	66-71	L	23-52	.442	5-15	.333	15-21	.714	10	22	32	37.5	17	13	8	4	4	66	72.4
GEORGIA TECH	02-15-17	70-61	W	21-38	.553	6-12	.500	22-27	.815	5	26	31	37.3	6	9	17	2	8	70	72.3
CLEMSON	02-18-17	71-65	W	28-56	.500	6-19	.316	9-13	.692	9	23	32	37.1	13	19	7	3	6	71	72.2
at Virginia	02-20-17	54-48	Wot	15-41	.366	4-19	.211	20-22	.909	6	28	34	37.0	18	9	15	3	4	54	71.6
DUKE	02-25-17	55-50	W	22-58	.379	1-8	.125	10-14	.714	13	29	42	37.1	10	8	10	5	9	55	71.0
at Virginia Tech	02-27-17	61-66	L	21-49	.429	7-21	.333	12-17	.706	5	21	26	36.8	20	15	9	1	6	61	70.6
at Florida State	03-04-17	57-66	L	18-43	.419	8-17	.471	13-19	.684	4	23	27	36.4	14	9	13	2	4	57	70.2
Miami		2105		751-1644	.457	191-527	.362	412-572	.720	334	759	1093	36.4	466	361	384	118	193	2105	70.2
Opponents		1903		684-1667	.410	188-573	.328	347-477	.727	296	649	945	31.5	510	346	359	93	181	1903	63.4

Games played: 30
Points/game: 70.2
FG Pct: 45.7
3FG Pct: 36.2
FT Pct: 72.0

Rebounds/game: 36.4
Assists/game: 12.0
Turnovers/game: 12.8
Assist/turnover ratio: 0.9
Steals/game: 6.4
Blocks/game: 3.9

THE STAT CREW SYSTEM
Miami Opponent Game-by-Game (as of Mar 04, 2017)
All games

OPPONENT STATISTICS

Opponent	Date	Score		Total		3-Pointers		Free throws		Rebounds				pf	a	t/o	blk	stl	pts	avg
				fg-fga	pct	3fg-fga	pct	ft-fta	pct	off	def	tot	avg							
WESTERN CAROLINA	11-11-16	92-43	W	17-67	.254	7-33	.212	2-3	.667	14	22	36	36.0	29	10	16	3	3	43	43.0
at North Florida	11-16-16	94-56	W	21-61	.344	7-24	.292	7-13	.538	13	18	31	33.5	17	9	14	5	2	56	49.5
PENN	11-19-16	74-62	W	22-56	.393	9-23	.391	9-13	.692	12	22	34	33.7	14	12	21	4	9	62	53.7
vs Stanford	11-24-16	67-53	W	21-51	.412	3-12	.250	8-11	.727	9	25	34	33.8	25	10	18	2	5	53	53.5
vs Iowa State	11-25-16	56-73	L	25-61	.410	8-19	.421	15-18	.833	9	27	36	34.2	21	10	10	1	10	73	57.4
vs Florida	11-27-16	56-65	L	24-52	.462	3-9	.333	14-20	.700	9	24	33	34.0	15	11	9	11	9	65	58.7
RUTGERS	11-30-16	73-61	W	23-63	.365	3-16	.188	12-16	.750	13	17	30	33.4	18	9	11	2	12	61	59.0
vs Wofford	12-03-16	74-57	W	21-58	.362	5-23	.217	10-15	.667	13	16	29	32.9	17	10	13	3	8	57	58.8
SOUTH CAROLINA STAT	12-06-16	82-46	W	18-62	.290	4-14	.286	6-8	.750	13	18	31	32.7	14	6	10	2	5	46	57.3
FLORIDA ATLANTIC	12-16-16	76-56	W	19-57	.333	3-17	.176	15-18	.833	9	20	29	32.3	19	7	9	3	4	56	57.2
GEORGE WASHINGTON	12-22-16	72-64	W	23-56	.411	7-22	.318	11-15	.733	13	22	35	32.5	14	11	12	3	5	64	57.8
COLUMBIA	12-28-16	78-67	W	26-55	.473	4-11	.364	11-16	.688	4	20	24	31.8	19	18	16	1	9	67	58.6
NC STATE	12-31-16	81-63	W	21-54	.389	10-23	.435	11-18	.611	13	20	33	31.9	20	11	15	1	3	63	58.9
at Syracuse	01-04-17	55-70	L	25-44	.568	8-19	.421	12-14	.857	5	25	30	31.8	11	16	15	4	6	70	59.7
NOTRE DAME	01-12-17	62-67	L	25-67	.373	5-20	.250	12-14	.857	14	24	38	32.2	11	15	6	1	9	67	60.2
at Pitt	01-14-17	72-46	W	18-53	.340	5-17	.294	5-8	.625	8	15	23	31.6	7	9	14	1	3	46	59.3
at Wake Forest	01-18-17	79-96	L	30-52	.577	9-19	.474	27-33	.818	5	27	32	31.6	25	17	9	2	3	96	61.5
at Duke	01-21-17	58-70	L	24-52	.462	5-16	.313	17-23	.739	7	27	34	31.8	19	9	10	2	9	70	61.9
BOSTON COLLEGE	01-25-17	78-77	W	29-62	.468	9-23	.391	10-15	.667	9	24	33	31.8	18	16	12	2	9	77	62.7
NORTH CAROLINA	01-28-17	77-62	W	21-60	.350	7-24	.292	13-19	.684	12	24	36	32.0	25	12	14	3	2	62	62.7
FLORIDA STATE	02-01-17	57-75	L	27-52	.519	7-18	.389	14-15	.933	10	17	27	31.8	19	12	9	4	11	75	63.3
at NC State	02-04-17	84-79	W	27-48	.563	11-18	.611	14-17	.824	5	16	21	31.3	12	15	11	11	5	79	64.0
VIRGINIA TECH	02-08-17	74-68	W	22-46	.478	4-13	.308	20-25	.800	4	28	32	31.3	15	12	15	1	5	68	64.2
at Louisville	02-11-17	66-71	L	22-56	.393	11-28	.393	16-20	.800	14	22	36	31.5	18	13	9	4	4	71	64.5
GEORGIA TECH	02-15-17	70-61	W	25-52	.481	9-23	.391	2-3	.667	2	15	17	31.0	18	17	12	5	8	61	64.3
CLEMSON	02-18-17	71-65	W	27-59	.458	3-17	.176	8-15	.533	13	23	36	31.2	13	8	7	1	3	65	64.3
at Virginia	02-20-17	54-48	Wot	16-51	.314	3-12	.250	13-20	.650	11	20	31	31.1	18	7	9	2	8	48	63.7
DUKE	02-25-17	55-50	W	21-66	.318	5-21	.238	3-9	.333	21	25	46	31.7	11	9	13	5	6	50	63.2
at Virginia Tech	02-27-17	61-66	L	19-37	.514	10-20	.500	18-26	.692	1	23	24	31.4	12	12	11	0	3	66	63.3
at Florida State	03-04-17	57-66	L	25-57	.439	4-19	.211	12-17	.706	11	23	34	31.5	16	13	9	4	3	66	63.4
Opponents		1903		684-1667	.410	188-573	.328	347-477	.727	296	649	945	31.5	510	346	359	93	181	1903	63.4
Miami		2105		751-1644	.457	191-527	.362	412-572	.720	334	759	1093	36.4	466	361	384	118	193	2105	70.2

Games played: 30
Points/game: 63.4
FG Pct: 41.0
3FG Pct: 32.8
FT Pct: 72.7

Rebounds/game: 31.5
Assists/game: 11.5
Turnovers/game: 12.0
Assist/turnover ratio: 1.0
Steals/game: 6.0
Blocks/game: 3.1

THE STAT CREW SYSTEM
Miami Team Game-by-Game Comparison (as of Mar 04, 2017)
All games

Opponent	1st	2nd	Score	Mar	Total FG	FG Pct	3-Pointers	3FG Pct	Free Throws	FT Pct	Rebounds	Assist	T/Over	Block	Steal	Fouls	
WESTERN CAROLINA	41/18	51/25	92-43	+49	31-62/17-67	.500/.254	6-13/7-33	.462/.212	24-36/2-3	.667/.667	52/36	+16	15/10	10/16	8/3	9/3	15/29
North Florida	48/20	46/36	94-56	+38	37-68/21-61	.544/.344	7-20/7-24	.350/.292	13-16/7-13	.813/.538	46/31	+15	14/9	10/14	2/5	9/2	19/17
PENN	28/23	46/39	74-62	+12	28-62/22-56	.452/.393	6-20/9-23	.300/.391	12-13/9-13	.923/.692	37/34	+3	10/12	16/21	5/4	11/9	14/14
Stanford	23/27	44/26	67-53	+14	23-50/21-51	.460/.412	5-13/3-12	.385/.250	16-24/8-11	.667/.727	30/34	(4)	7/10	11/18	4/2	8/5	18/25
Iowa State	29/35	27/38	56-73	(17)	18-50/25-61	.360/.410	2-16/8-19	.125/.421	18-22/15-18	.818/.833	37/36	+1	6/10	19/10	2/1	7/10	18/21
Florida	30/34	26/31	56-65	(9)	23-61/24-52	.377/.462	4-14/3-9	.286/.333	6-9/14-20	.667/.700	37/33	+4	8/11	13/9	2/11	4/9	16/15
RUTGERS	34/28	39/33	73-61	+12	26-54/23-63	.481/.365	3-12/3-16	.250/.188	18-22/12-16	.818/.750	44/30	+14	9/9	19/11	8/2	7/12	17/18
Wofford	36/24	38/33	74-57	+17	24-48/21-58	.500/.362	7-15/5-23	.467/.217	19-21/10-15	.905/.667	38/29	+9	15/10	16/13	2/3	7/8	12/17
SOUTH CAROLINA STATE	42/14	40/32	82-46	+36	31-58/18-62	.534/.290	10-25/4-14	.400/.286	10-16/6-8	.625/.750	45/31	+14	24/6	12/10	7/2	6/5	12/14
FLORIDA ATLANTIC	39/24	37/32	76-56	+20	25-55/19-57	.455/.333	8-19/3-17	.421/.176	18-27/15-18	.667/.833	48/29	+19	13/7	12/9	3/3	7/4	18/19
GEORGE WASHINGTON	38/30	34/34	72-64	+8	25-57/23-56	.439/.411	7-14/7-22	.500/.318	15-19/11-15	.789/.733	34/35	(1)	10/11	6/12	3/3	5/5	14/14
COLUMBIA	41/31	37/36	78-67	+11	29-53/26-55	.547/.473	8-20/4-11	.400/.364	12-21/11-16	.571/.688	34/24	+10	15/18	20/16	7/1	10/9	18/19
NC STATE	41/32	40/31	81-63	+18	31-65/21-54	.477/.389	6-20/10-23	.300/.435	13-23/11-18	.565/.611	41/33	+8	8/11	8/15	2/1	9/3	17/20
Syracuse	26/34	29/36	55-70	(15)	21-54/25-44	.389/.568	11-26/8-19	.423/.421	2-10/12-14	.200/.857	26/30	(4)	15/16	15/15	2/4	4/6	15/11
NOTRE DAME	28/28	34/39	62-67	(5)	24-63/25-67	.381/.373	6-18/5-20	.333/.250	8-14/12-14	.571/.857	47/38	+9	7/15	13/6	12/1	3/9	12/11
Pitt	36/27	36/19	72-46	+26	30-54/18-53	.556/.340	10-21/5-17	.476/.294	2-3/5-8	.667/.625	37/23	+14	17/9	18/14	6/1	6/3	14/7
Wake Forest	34/48	45/48	79-96	(17)	26-60/30-52	.433/.577	8-23/9-19	.348/.474	19-25/27-33	.760/.818	30/32	(2)	14/17	9/9	1/2	3/3	26/25
Duke	36/25	22/45	58-70	(12)	22-55/24-52	.400/.462	7-16/5-16	.438/.313	7-15/17-23	.467/.739	36/34	+2	10/9	18/10	3/2	6/9	18/19
BOSTON COLLEGE	30/22	48/55	78-77	+1	27-54/29-62	.500/.468	6-18/9-23	.333/.391	18-24/10-15	.750/.667	35/33	+2	12/16	15/12	5/2	7/9	15/18
NORTH CAROLINA	39/22	38/40	77-62	+15	23-56/21-60	.411/.350	7-20/7-24	.350/.292	24-30/13-19	.800/.684	41/36	+5	14/12	10/14	6/3	8/2	20/25
FLORIDA STATE	34/31	23/44	57-75	(18)	19-42/27-52	.452/.519	2-11/7-18	.182/.389	17-22/14-15	.773/.933	26/27	(1)	5/12	14/9	1/4	5/11	11/19
NC State	36/45	48/34	84-79	+5	31-62/27-48	.500/.563	11-21/11-18	.524/.611	11-14/14-17	.786/.824	36/21	+15	16/15	11/11	2/11	5/5	12/12
VIRGINIA TECH	40/34	34/34	74-68	+6	29-64/22-46	.453/.478	7-21/4-13	.333/.308	9-13/20-25	.692/.800	32/32	-	15/12	10/15	5/1	6/5	17/15
Louisville	33/26	33/45	66-71	(5)	23-52/22-56	.442/.393	5-15/11-28	.333/.393	15-21/16-20	.714/.800	32/36	(4)	13/13	8/9	4/4	4/4	17/18
GEORGIA TECH	38/32	32/29	70-61	+9	21-38/25-52	.553/.481	6-12/9-23	.500/.391	22-27/2-3	.815/.667	31/17	+14	9/17	17/12	2/5	8/8	6/18
CLEMSON	35/33	36/32	71-65	+6	28-56/27-59	.500/.458	6-19/3-17	.316/.176	9-13/8-15	.692/.533	32/36	(4)	19/8	7/7	3/1	6/3	13/13
Virginia	20/19	23/24	54-48	+6	15-41/16-51	.366/.314	4-19/3-12	.211/.250	20-22/13-20	.909/.650	34/31	+3	9/7	15/9	3/2	4/8	18/18
DUKE	22/21	33/29	55-50	+5	22-58/21-66	.379/.318	1-8/5-21	.125/.238	10-14/3-9	.714/.333	42/46	(4)	8/9	10/13	5/5	9/6	10/11
Virginia Tech	26/27	35/39	61-66	(5)	21-49/19-37	.429/.514	7-21/10-20	.333/.500	12-17/18-26	.706/.692	26/24	+2	15/12	9/11	1/0	6/3	20/12
Florida State	34/37	23/29	57-66	(9)	18-43/25-57	.419/.439	8-17/4-19	.471/.211	13-19/12-17	.684/.706	27/34	(7)	9/13	13/9	2/4	4/3	14/16

Note: Game totals are displayed in the format TEAM/OPPONENT for each category

THE STAT CREW SYSTEM
Miami Game-by-Game Highs (as of Mar 04, 2017)
All games

Opponent	Date	Score	Points	Rebounds	Assists	Steals	Blocked shots
WESTERN CAROLINA	11-11-16	92-43	14-Ebuka Izundu	8-Bruce Brown Kamari Murphy	5-Bruce Brown	3-Anthony Lawrence	3-Anthony Lawrence
at North Florida	11-16-16	94-56	17-Davon Reed	9-Kamari Murphy	7-Ja'Quan Newton	3-Ja'Quan Newton	1-Anthony Lawrence Dewan Huell
PENN	11-19-16	74-62	18-Ja'Quan Newton	8-Kamari Murphy	3-Ja'Quan Newton	4-Anthony Lawrence	3-Bruce Brown
vs Stanford	11-24-16	67-53	20-Ja'Quan Newton	7-Kamari Murphy	2-Bruce Brown Ja'Quan Newton	4-Anthony Lawrence	2-Kamari Murphy
vs Iowa State	11-25-16	56-73	21-Ja'Quan Newton	12-Kamari Murphy	3-Ja'Quan Newton	3-Ja'Quan Newton	1-Ebuka Izundu Dewan Huell
vs Florida	11-27-16	56-65	15-Bruce Brown Ja'Quan Newton	10-Kamari Murphy	2-Anthony Lawrence Davon Reed	2-Bruce Brown	1-Kamari Murphy Dewan Huell
RUTGERS	11-30-16	73-61	18-Davon Reed	9-Bruce Brown	3-Ja'Quan Newton Davon Reed	2-Dewan Huell Anthony Lawrence	3-Ebuka Izundu Kamari Murphy
vs Wofford	12-03-16	74-57	15-Ja'Quan Newton	10-Kamari Murphy	9-Ja'Quan Newton	3-Davon Reed Bruce Brown	1-Kamari Murphy Ebuka Izundu
SOUTH CAROLINA STATE	12-06-16	82-46	17-DJ Vasiljevic	11-Bruce Brown	10-Bruce Brown	3-Davon Reed	3-Ebuka Izundu
FLORIDA ATLANTIC	12-16-16	76-56	21-Davon Reed	10-Dewan Huell Kamari Murphy	6-Bruce Brown Ja'Quan Newton	2-Bruce Brown	2-Davon Reed
GEORGE WASHINGTON	12-22-16	72-64	17-Davon Reed	12-Bruce Brown	5-Ja'Quan Newton	3-Davon Reed	1-Anthony Lawrence Dewan Huell Ebuka Izundu
COLUMBIA	12-28-16	78-67	22-Ja'Quan Newton	9-Ja'Quan Newton	5-Bruce Brown	3-Anthony Lawrence Bruce Brown	2-Dewan Huell Anthony Lawrence
NC STATE	12-31-16	81-63	21-Ja'Quan Newton	10-Kamari Murphy	4-Bruce Brown	3-Bruce Brown	1-Rodney Miller Bruce Brown
at Syracuse	01-04-17	55-70	18-DJ Vasiljevic	7-Bruce Brown	7-Ja'Quan Newton	1-Dewan Huell Bruce Brown DJ Vasiljevic Ja'Quan Newton	1-Kamari Murphy Ebuka Izundu
NOTRE DAME	01-12-17	62-67	21-Davon Reed	12-Kamari Murphy	3-Davon Reed	1-DJ Vasiljevic Bruce Brown Anthony Lawrence	3-Ebuka Izundu Bruce Brown Davon Reed
at Pitt	01-14-17	72-46	18-Davon Reed	8-Kamari Murphy	5-Ja'Quan Newton Davon Reed	2-Anthony Lawrence Bruce Brown	2-Dewan Huell Davon Reed
at Wake Forest	01-18-17	79-96	24-Davon Reed	8-Dewan Huell	7-Ja'Quan Newton	2-Davon Reed	1-Dewan Huell
at Duke	01-21-17	58-70	19-Davon Reed	15-Kamari Murphy	6-Bruce Brown	3-Davon Reed	2-Kamari Murphy
BOSTON COLLEGE	01-25-17	78-77	23-Ja'Quan Newton	7-Kamari Murphy	4-Bruce Brown Davon Reed	2-Bruce Brown Ja'Quan Newton	3-Davon Reed
NORTH CAROLINA	01-28-17	77-62	30-Bruce Brown	9-Kamari Murphy	5-Bruce Brown	3-Anthony Lawrence	2-Ebuka Izundu Bruce Brown
FLORIDA STATE	02-01-17	57-75	17-Bruce Brown	5-Kamari Murphy Bruce Brown	2-Ja'Quan Newton	2-Kamari Murphy Bruce Brown	1-Dewan Huell
at NC State	02-04-17	84-79	26-Davon Reed	7-Davon Reed	6-Bruce Brown	2-Ja'Quan Newton	1-Anthony Lawrence Ebuka Izundu
VIRGINIA TECH	02-08-17	74-68	18-Davon Reed	5-Kamari Murphy Bruce Brown Dewan Huell	6-Davon Reed	2-Anthony Lawrence	3-Dewan Huell
at Louisville	02-11-17	66-71	15-Ja'Quan Newton	7-Bruce Brown	4-Bruce Brown	1-Dewan Huell DJ Vasiljevic Davon Reed Ja'Quan Newton	2-Ebuka Izundu
GEORGIA TECH	02-15-17	70-61	21-Davon Reed	8-Kamari Murphy	5-Bruce Brown	3-Davon Reed	2-Dewan Huell
CLEMSON	02-18-17	71-65	15-Kamari Murphy	9-Kamari Murphy	5-Bruce Brown	3-Anthony Lawrence	1-Dewan Huell

Opponent	Date	Score	Points	Rebounds	Assists	Steals	Blocked shots
at Virginia	02-20-17	54-48	14-Bruce Brown	11-Kamari Murphy	Anthony Lawrence Davon Reed	2-Bruce Brown	Kamari Murphy Davon Reed
					5-Anthony Lawrence		1-Anthony Lawrence Kamari Murphy Bruce Brown
DUKE	02-25-17	55-50	25-Bruce Brown	10-Davon Reed	4-Bruce Brown	3-Davon Reed	2-Ebuka Izundu Bruce Brown
at Virginia Tech	02-27-17	61-66	18-Anthony Lawrence	9-Davon Reed	5-Bruce Brown	3-Davon Reed	1-Kamari Murphy
at Florida State	03-04-17	57-66	22-Davon Reed	9-Kamari Murphy	6-Davon Reed	2-Bruce Brown	1-Dewan Huell Bruce Brown

THE STAT CREW SYSTEM
Miami Team High/Low Analysis (as of Mar 04, 2017)
All games

Miami - TEAM GAME HIGHS

POINTS	94	at North Florida (11-16-16)
	92	WESTERN CAROLINA (11-11-16)
	84	at NC State (02-04-17)
	82	SOUTH CAROLINA STATE (12-06-16)
	81	NC STATE (12-31-16)
FIELD GOALS MADE	37	at North Florida (11-16-16)
FIELD GOAL ATTEMPTS	68	at North Florida (11-16-16)
FIELD GOAL PERCENTAGE	.556 (30-54)	at Pitt (01-14-17)
3 PT FIELD GOALS MADE	11	at NC State (02-04-17)
	11	at Syracuse (01-04-17)
3 PT FG ATTEMPTS	26	at Syracuse (01-04-17)
3 PT FG PERCENTAGE	.524 (11-21)	at NC State (02-04-17)
FREE THROWS MADE	24	NORTH CAROLINA (01-28-17)
	24	WESTERN CAROLINA (11-11-16)
FREE THROW ATTEMPTS	36	WESTERN CAROLINA (11-11-16)
FREE THROW PERCENTAGE	.923 (12-13)	PENN (11-19-16)
REBOUNDS	52	WESTERN CAROLINA (11-11-16)
ASSISTS	24	SOUTH CAROLINA STATE (12-06-16)
	19	CLEMSON (02-18-17)
	17	at Pitt (01-14-17)
STEALS	11	PENN (11-19-16)
BLOCKED SHOTS	12	NOTRE DAME (01-12-17)
TURNOVERS	20	COLUMBIA (12-28-16)
FOULS	26	at Wake Forest (01-18-17)

THE STAT CREW SYSTEM
Miami High/Low Analysis (as of Mar 04, 2017)
All games

Opponent - GAME HIGHS

POINTS	96		at Wake Forest (01-18-17)
	79		at NC State (02-04-17)
	77		BOSTON COLLEGE (01-25-17)
	75		FLORIDA STATE (02-01-17)
	73		vs Iowa State (11-25-16)
FIELD GOALS MADE	30		at Wake Forest (01-18-17)
FIELD GOAL ATTEMPTS	67		NOTRE DAME (01-12-17)
	67		WESTERN CAROLINA (11-11-16)
FIELD GOAL PERCENTAGE	.577	(30-52)	at Wake Forest (01-18-17)
3 PT FIELD GOALS MADE	11		at Louisville (02-11-17)
	11		at NC State (02-04-17)
3 PT FG ATTEMPTS	33		WESTERN CAROLINA (11-11-16)
3 PT FG PERCENTAGE	.611	(11-18)	at NC State (02-04-17)
FREE THROWS MADE	27		at Wake Forest (01-18-17)
FREE THROW ATTEMPTS	33		at Wake Forest (01-18-17)
FREE THROW PERCENTAGE	.933	(14-15)	FLORIDA STATE (02-01-17)
REBOUNDS	46		DUKE (02-25-17)
ASSISTS	18		COLUMBIA (12-28-16)
	17		GEORGIA TECH (02-15-17)
	17		at Wake Forest (01-18-17)
STEALS	12		RUTGERS (11-30-16)
BLOCKED SHOTS	11		at NC State (02-04-17)
	11		vs Florida (11-27-16)
TURNOVERS	21		PENN (11-19-16)
FOULS	29		WESTERN CAROLINA (11-11-16)

THE STAT CREW SYSTEM
Miami High/Low Analysis (as of Mar 04, 2017)
All games

Miami - GAME LOWS

POINTS	54		at Virginia (02-20-17)
	55		at Syracuse (01-04-17)
	55		DUKE (02-25-17)
	56		vs Iowa State (11-25-16)
	56		vs Florida (11-27-16)
FIELD GOALS MADE	15		at Virginia (02-20-17)
FIELD GOAL ATTEMPTS	38		GEORGIA TECH (02-15-17)
FIELD GOAL PERCENTAGE	.360	(18-50)	vs Iowa State (11-25-16)
3 PT FIELD GOALS MADE	1		DUKE (02-25-17)
3 PT FG ATTEMPTS	8		DUKE (02-25-17)
3 PT FG PERCENTAGE	.125	(1-8)	DUKE (02-25-17)
	.125	(2-16)	vs Iowa State (11-25-16)
FREE THROWS MADE	2		at Syracuse (01-04-17)
	2		at Pitt (01-14-17)
FREE THROW ATTEMPTS	3		at Pitt (01-14-17)
FREE THROW PERCENTAGE	.200	(2-10)	at Syracuse (01-04-17)
REBOUNDS	26		at Syracuse (01-04-17)
	26		FLORIDA STATE (02-01-17)
	26		at Virginia Tech (02-27-17)
ASSISTS	5		FLORIDA STATE (02-01-17)
	6		vs Iowa State (11-25-16)
	7		vs Stanford (11-24-16)
	7		NOTRE DAME (01-12-17)
STEALS	3		NOTRE DAME (01-12-17)
	3		at Wake Forest (01-18-17)
BLOCKED SHOTS	1		at Wake Forest (01-18-17)
	1		FLORIDA STATE (02-01-17)
	1		at Virginia Tech (02-27-17)
TURNOVERS	6		GEORGE WASHINGTON (12-22-16)
FOULS	6		GEORGIA TECH (02-15-17)

THE STAT CREW SYSTEM
Miami High/Low Analysis (as of Mar 04, 2017)
All games

Opponent - GAME LOWS

POINTS	43		WESTERN CAROLINA (11-11-16)
	46		SOUTH CAROLINA STATE (12-06-16)
	46		at Pitt (01-14-17)
	48		at Virginia (02-20-17)
	50		DUKE (02-25-17)
FIELD GOALS MADE	16		at Virginia (02-20-17)
FIELD GOAL ATTEMPTS	37		at Virginia Tech (02-27-17)
FIELD GOAL PERCENTAGE	.254	(17-67)	WESTERN CAROLINA (11-11-16)
3 PT FIELD GOALS MADE	3		vs Stanford (11-24-16)
	3		vs Florida (11-27-16)
	3		RUTGERS (11-30-16)
	3		FLORIDA ATLANTIC (12-16-16)
	3		CLEMSON (02-18-17)
	3		at Virginia (02-20-17)
3 PT FG ATTEMPTS	9		vs Florida (11-27-16)
3 PT FG PERCENTAGE	.176	(3-17)	FLORIDA ATLANTIC (12-16-16)
	.176	(3-17)	CLEMSON (02-18-17)
FREE THROWS MADE	2		WESTERN CAROLINA (11-11-16)
	2		GEORGIA TECH (02-15-17)
FREE THROW ATTEMPTS	3		WESTERN CAROLINA (11-11-16)
	3		GEORGIA TECH (02-15-17)
FREE THROW PERCENTAGE	.333	(3-9)	DUKE (02-25-17)
REBOUNDS	17		GEORGIA TECH (02-15-17)
ASSISTS	6		SOUTH CAROLINA STATE (12-06-16)
	7		FLORIDA ATLANTIC (12-16-16)
	7		at Virginia (02-20-17)
STEALS	2		at North Florida (11-16-16)
	2		NORTH CAROLINA (01-28-17)
BLOCKED SHOTS	0		at Virginia Tech (02-27-17)
TURNOVERS	6		NOTRE DAME (01-12-17)
FOULS	7		at Pitt (01-14-17)

THE STAT CREW SYSTEM
Miami Player High/Low Analysis (as of Mar 04, 2017)
All games

Miami - INDIVIDUAL GAME HIGHS

Points	30	Bruce Brown vs North Carolina (01-28-17)
	26	Davon Reed at NC State (02-04-17)
	25	Bruce Brown vs Duke (02-25-17)
	24	Davon Reed at Wake Forest (01-18-17)
	23	Ja'Quan Newton vs Boston College (01-25-17)
Field Goals Made	11	Bruce Brown vs Duke (02-25-17)
Field Goal Att.	18	Bruce Brown vs Duke (02-25-17)
FG Pct (min 7 made)	.778 (7-9)	Kamari Murphy vs Clemson (02-18-17)
	.778 (7-9)	Anthony Lawrence at NC State (02-04-17)
3-Point FG Made	7	Davon Reed at NC State (02-04-17)
3-Point FG Att.	12	DJ Vasiljevic at Syracuse (01-04-17)
3-Pt FG Pct (min 4 made)	.700 (7-10)	Davon Reed at NC State (02-04-17)
Free Throws Made	10	Bruce Brown vs North Carolina (01-28-17)
Free Throw Att.	13	Bruce Brown vs North Carolina (01-28-17)
FT Pct (min 5 made)	1.000 (7-7)	Ja'Quan Newton vs Boston College (01-25-17)
	1.000 (6-6)	Davon Reed at Florida State (03-04-17)
	1.000 (6-6)	Bruce Brown vs Georgia Tech (02-15-17)
	1.000 (6-6)	Davon Reed vs Virginia Tech (02-08-17)
	1.000 (6-6)	Ja'Quan Newton vs North Carolina (01-28-17)
	1.000 (6-6)	Bruce Brown vs George Washington (12-22-16)
	1.000 (5-5)	Davon Reed at Wake Forest (01-18-17)
Rebounds	15	Kamari Murphy at Duke (01-21-17)
Assists	10	Bruce Brown vs South Carolina State (12-06-16)
Steals	4	Anthony Lawrence vs Stanford (11-24-16)
	4	Anthony Lawrence vs Penn (11-19-16)
Blocked Shots	3	Dewan Huell vs Virginia Tech (02-08-17)
	3	Davon Reed vs Boston College (01-25-17)
	3	Bruce Brown vs Notre Dame (01-12-17)
	3	Ebuka Izundu vs Notre Dame (01-12-17)
	3	Davon Reed vs Notre Dame (01-12-17)
	3	Ebuka Izundu vs South Carolina State (12-06-16)
	3	Ebuka Izundu vs Rutgers (11-30-16)
	3	Kamari Murphy vs Rutgers (11-30-16)
	3	Bruce Brown vs Penn (11-19-16)
	3	Anthony Lawrence vs Western Carolina (11-11-16)
Turnovers	10	Ja'Quan Newton vs Columbia (12-28-16)
Fouls	5	Bruce Brown at Virginia Tech (02-27-17)
	5	Ebuka Izundu at NC State (02-04-17)
	5	Kamari Murphy at Wake Forest (01-18-17)
	5	Ebuka Izundu at Wake Forest (01-18-17)
	5	Kamari Murphy vs Rutgers (11-30-16)
	5	Anthony Lawrence vs Florida (11-27-16)
	5	Bruce Brown vs Iowa State (11-25-16)
Minutes	44	Bruce Brown at Virginia (02-20-17)
	43	Davon Reed at Virginia (02-20-17)
	40	Anthony Lawrence at Virginia (02-20-17)
	40	Davon Reed at Duke (01-21-17)
	39	Davon Reed at Florida State (03-04-17)
	39	Davon Reed vs Columbia (12-28-16)
	38	Kamari Murphy at Virginia (02-20-17)
	38	Bruce Brown at Duke (01-21-17)
	38	Davon Reed vs Notre Dame (01-12-17)
	38	Bruce Brown vs Florida Atlantic (12-16-16)

THE STAT CREW SYSTEM
Miami Opponent High/Low Analysis (as of Mar 04, 2017)
All games

OPPONENT INDIVIDUAL GAME HIGHS

Points	31		SMITH,JR, DENNIS at NC State (02-04-17)
	27		Robinson,Jerome vs Boston College (01-25-17)
	27		John Collins at Wake Forest (01-18-17)
	24		Outlaw,Ty at Virginia Tech (02-27-17)
	23		Bacon, Dwayne at Florida State (03-04-17)
Field Goals Made	10		SMITH,JR, DENNIS at NC State (02-04-17)
Field Goal Att.	20		Luke Kennard vs Duke (02-25-17)
FG Pct (min 7 made)	.818	(9-11)	John Collins at Wake Forest (01-18-17)
3-Point FG Made	8		Outlaw,Ty at Virginia Tech (02-27-17)
3-Point FG Att.	10		Outlaw,Ty at Virginia Tech (02-27-17)
	10		ADEL, Deng at Louisville (02-11-17)
	10		Jackson,Justin vs North Carolina (01-28-17)
3-Pt FG Pct (min 4 made)	.833	(5-6)	HENDERSON,TERRY at NC State (02-04-17)
Free Throws Made	9		John Collins at Wake Forest (01-18-17)
Free Throw Att.	10		Hill, Kasey vs Florida (11-27-16)
FT Pct (min 5 made)	1.000	(9-9)	John Collins at Wake Forest (01-18-17)
	1.000	(6-6)	Allen,Seth at Virginia Tech (02-27-17)
	1.000	(5-5)	Hill,Ahmed vs Virginia Tech (02-08-17)
Rebounds	12		Amile Jefferson at Duke (01-21-17)
Assists	11		John Gillon at Syracuse (01-04-17)
Steals	4		Isaiah Wilkins at Virginia (02-20-17)
	4		Chatman,Jordan vs Boston College (01-25-17)
	4		Cameron Jackson vs Wofford (12-03-16)
	4		Williams, Mike vs Rutgers (11-30-16)
Blocked Shots	5		YURTSEVEN,OMER at NC State (02-04-17)
Turnovers	6		Wood, Caleb vs Penn (11-19-16)
	6		Elijah Pughsley vs Western Carolina (11-11-16)
Fouls	5		Mamadi Diakite at Virginia (02-20-17)
	5		Moore, Justin vs Georgia Tech (02-15-17)
	5		Britt,Nate vs North Carolina (01-28-17)
	5		Tava,Connar vs Boston College (01-25-17)
	5		Jayson Tatum at Duke (01-21-17)
	5		Dinos Mitoglou at Wake Forest (01-18-17)
	5		Doral Moore at Wake Forest (01-18-17)
	5		HENDERSON,TERRY vs NC State (12-31-16)
	5		Holden, Merrill vs Iowa State (11-25-16)
	5		Yalim Olcay vs Western Carolina (11-11-16)

Individual Career History

Bruce Brown

Season	gp-gs	min/avg	Total		3-Point		F-Throws		Rebounds										Scoring	
			fg-fga	pct	fg-fga	pct	ft-fta	pct	off	def	tot	avg	pf	fo	ast	to	blk	stl	pts	avg
2016	30-26	958/31.9	121-267	.453	30-84	.357	82-111	.739	46	126	172	5.7	76	2	100	62	18	45	354	11.8
TOTAL	30-26	958/31.9	121-267	.453	30-84	.357	82-111	.739	46	126	172	5.7	76	2	100	62	18	45	354	11.8

SINGLE-GAME HIGHS [all-time ranking]:

Dewan Huell

Season	gp-gs	min/avg	Total		3-Point		F-Throws		Rebounds										Scoring	
			fg-fga	pct	fg-fga	pct	ft-fta	pct	off	def	tot	avg	pf	fo	ast	to	blk	stl	pts	avg
2016	30-15	537/17.9	73-139	.525	0-2	.000	32-49	.653	45	53	98	3.3	56	0	6	28	23	13	178	5.9
TOTAL	30-15	537/17.9	73-139	.525	0-2	.000	32-49	.653	45	53	98	3.3	56	0	6	28	23	13	178	5.9

SINGLE-GAME HIGHS [all-time ranking]:

Ebuka Izundu

Season	gp-gs	min/avg	Total		3-Point		F-Throws		Rebounds										Scoring	
			fg-fga	pct	fg-fga	pct	ft-fta	pct	off	def	tot	avg	pf	fo	ast	to	blk	stl	pts	avg
2015	15-0	79/5.3	10-16	.625	0-0	.000	12-19	.632	13	6	19	1.3	17	0	3	5	3	2	32	2.1
2016	29-9	377/13.0	51-91	.560	0-0	.000	26-36	.722	43	48	91	3.1	67	2	6	27	24	7	128	4.4
TOTAL	44-9	456/10.4	61-107	.570	0-0	.000	38-55	.691	56	54	110	2.5	84	2	9	32	27	9	160	3.6

SINGLE-GAME HIGHS [all-time ranking]:

Individual Career History

Anthony Lawrence

			Total		3-Point		F-Throws		Rebounds											Scoring	
Season	gp-gs	min/avg	fg-fga	pct	fg-fga	pct	ft-fta	pct	off	def	tot	avg	pf	fo	ast	to	blk	stl	pts	avg	
2015	33-0	397/12.0	47-92	.511	18-42	.429	24-40	.600	29	34	63	1.9	39	0	27	13	11	17	136	4.1	
2016	30-15	773/25.8	68-159	.428	31-87	.356	45-62	.726	24	92	116	3.9	69	1	52	42	14	38	212	7.1	
TOTAL	63-15	1170/18.6	115-251	.458	49-129	.380	69-102	.676	53	126	179	2.8	108	1	79	55	25	55	348	5.5	

SINGLE-GAME HIGHS [all-time ranking]:

Rodney Miller

			Total		3-Point		F-Throws		Rebounds										Scoring	
Season	gp-gs	min/avg	fg-fga	pct	fg-fga	pct	ft-fta	pct	off	def	tot	avg	pf	fo	ast	to	blk	stl	pts	avg
2016	13-0	48/3.7	4-8	.500	0-0	.000	4-9	.444	3	4	7	0.5	5	0	0	1	1	0	12	0.9
TOTAL	13-0	48/3.7	4-8	.500	0-0	.000	4-9	.444	3	4	7	0.5	5	0	0	1	1	0	12	0.9

SINGLE-GAME HIGHS [all-time ranking]:

Kamari Murphy

			Total		3-Point		F-Throws		Rebounds											Scoring	
Season	gp-gs	min/avg	fg-fga	pct	fg-fga	pct	ft-fta	pct	off	def	tot	avg	pf	fo	ast	to	blk	stl	pts	avg	
2015	32-28	797/24.9	78-153	.510	0-7	.000	24-43	.558	47	144	191	6.0	68	2	16	26	30	13	180	5.6	
2016	30-30	884/29.5	88-164	.537	0-1	.000	36-61	.590	72	153	225	7.5	73	2	16	45	21	13	212	7.1	
TOTAL	62-58	1681/27.1	166-317	.524	0-8	.000	60-104	.577	119	297	416	6.7	141	4	32	71	51	26	392	6.3	

SINGLE-GAME HIGHS [all-time ranking]:

Individual Career History

Ja'Quan Newton

Season	gp-gs	min/avg	Total		3-Point		F-Throws		Rebounds										Scoring	
			fg-fga	pct	fg-fga	pct	ft-fta	pct	off	def	tot	avg	pf	fo	ast	to	blk	stl	pts	avg
2014	34-3	459/13.5	45-111	.405	4-10	.400	41-64	.641	8	35	43	1.3	34	0	47	39	4	8	135	4.0
2015	31-1	703/22.7	105-228	.461	9-26	.346	105-143	.734	16	55	71	2.3	48	0	76	66	5	27	324	10.5
2016	27-25	849/31.4	139-307	.453	10-37	.270	86-121	.711	17	81	98	3.6	45	0	92	94	1	29	374	13.9
TOTAL	92-29	2011/21.9	289-646	.447	23-73	.315	232-328	.707	41	171	212	2.3	127	0	215	199	10	64	833	9.1

SINGLE-GAME HIGHS [all-time ranking]:

Davon Reed

Season	gp-gs	min/avg	Total		3-Point		F-Throws		Rebounds										Scoring	
			fg-fga	pct	fg-fga	pct	ft-fta	pct	off	def	tot	avg	pf	fo	ast	to	blk	stl	pts	avg
2013	33-10	683/20.7	71-207	.343	40-112	.357	35-53	.660	12	43	55	1.7	55	0	38	44	4	16	217	6.6
2014	30-21	824/27.5	77-164	.470	37-81	.457	56-77	.727	25	96	121	4.0	68	1	57	32	13	27	247	8.2
2015	35-35	1007/28.8	129-275	.469	46-120	.383	84-103	.816	21	122	143	4.1	72	0	42	44	15	27	388	11.1
2016	30-30	1057/35.2	149-343	.434	73-181	.403	87-104	.837	24	121	145	4.8	48	0	77	62	15	39	458	15.3
TOTAL	128-96	3571/27.9	426-989	.431	196-494	.397	262-337	.777	82	382	464	3.6	243	1	214	182	47	109	1310	10.2

SINGLE-GAME HIGHS [all-time ranking]:

DJ Vasiljevic

Season	gp-gs	min/avg	Total		3-Point		F-Throws		Rebounds										Scoring	
			fg-fga	pct	fg-fga	pct	ft-fta	pct	off	def	tot	avg	pf	fo	ast	to	blk	stl	pts	avg
2016	30-0	520/17.3	58-161	.360	47-131	.359	13-17	.765	5	35	40	1.3	25	0	12	10	1	8	176	5.9
TOTAL	30-0	520/17.3	58-161	.360	47-131	.359	13-17	.765	5	35	40	1.3	25	0	12	10	1	8	176	5.9

SINGLE-GAME HIGHS [all-time ranking]:

THE STAT CREW SYSTEM
Miami Season/Career Statistics (as of Mar 05, 2017)
All games

SEASON STATISTICS

CAREER STATISTICS

SUMMARY	gp-gs	min/g	fg%	3fg%	ft%	r/g	a/g	stl	blk	pts/g	gp-gs	min/g	fg%	3fg%	ft%	r/g	a/g	stl	blk	pts/g
Davon Reed	30-30	35.2	.434	.403	.837	4.8	2.6	39	15	15.3	128-96	27.9	.431	.397	.777	3.6	1.7	109	47	10.2
Ja'Quan Newton	27-25	31.4	.453	.270	.711	3.6	3.4	29	1	13.9	92-29	21.9	.447	.315	.707	2.3	2.3	64	10	9.1
Bruce Brown	30-26	31.9	.453	.357	.739	5.7	3.3	45	18	11.8	30-26	31.9	.453	.357	.739	5.7	3.3	45	18	11.8
Kamari Murphy	30-30	29.5	.537	.000	.590	7.5	0.5	13	21	7.1	62-58	27.1	.524	.000	.577	6.7	0.5	26	51	6.3
Anthony Lawrence	30-15	25.8	.428	.356	.726	3.9	1.7	38	14	7.1	63-15	18.6	.458	.380	.676	2.8	1.3	55	25	5.5
Dewan Huell	30-15	17.9	.525	.000	.653	3.3	0.2	13	23	5.9	30-15	17.9	.525	.000	.653	3.3	0.2	13	23	5.9
DJ Vasiljevic	30-0	17.3	.360	.359	.765	1.3	0.4	8	1	5.9	30-0	17.3	.360	.359	.765	1.3	0.4	8	1	5.9
Ebuka Izundu	29-9	13.0	.560	.000	.722	3.1	0.2	7	24	4.4	44-9	10.4	.570	.000	.691	2.5	0.2	9	27	3.6
Rodney Miller	13-0	3.7	.500	.000	.444	0.5	0.0	0	1	0.9	13-0	3.7	.500	.000	.444	0.5	0.0	0	1	0.9
Mike Robinson	6-0	2.2	.000	.000	.500	0.2	0.0	1	0	0.2	15-0	1.8	.385	.400	.500	0.1	0.0	1	0	1.0
Chris Stowell	5-0	1.8	.000	.000	.000	0.4	0.0	0	0	0.0	18-0	1.6	.000	.000	.000	0.3	0.1	0	1	0.0

SCORING	fg-fga	fg%	3fg-fga	3fg%	ft-fta	ft%	pts	pts/g	fg-fga	fg%	3fg-fga	3fg%	ft-fta	ft%	pts	pts/g
Davon Reed	149-343	.434	73-181	.403	87-104	.837	458	15.3	426-989	.431	196-494	.397	262-337	.777	1310	10.2
Ja'Quan Newton	139-307	.453	10-37	.270	86-121	.711	374	13.9	289-646	.447	23-73	.315	232-328	.707	833	9.1
Bruce Brown	121-267	.453	30-84	.357	82-111	.739	354	11.8	121-267	.453	30-84	.357	82-111	.739	354	11.8
Kamari Murphy	88-164	.537	0-1	.000	36-61	.590	212	7.1	166-317	.524	0-8	.000	60-104	.577	392	6.3
Anthony Lawrence	68-159	.428	31-87	.356	45-62	.726	212	7.1	115-251	.458	49-129	.380	69-102	.676	348	5.5
Dewan Huell	73-139	.525	0-2	.000	32-49	.653	178	5.9	73-139	.525	0-2	.000	32-49	.653	178	5.9
DJ Vasiljevic	58-161	.360	47-131	.359	13-17	.765	176	5.9	58-161	.360	47-131	.359	13-17	.765	176	5.9
Ebuka Izundu	51-91	.560	0-0	.000	26-36	.722	128	4.4	61-107	.570	0-0	.000	38-55	.691	160	3.6
Rodney Miller	4-8	.500	0-0	.000	4-9	.444	12	0.9	4-8	.500	0-0	.000	4-9	.444	12	0.9
Mike Robinson	0-4	.000	0-3	.000	1-2	.500	1	0.2	5-13	.385	4-10	.400	1-2	.500	15	1.0
Chris Stowell	0-1	.000	0-1	.000	0-0	.000	0	0.0	0-3	.000	0-2	.000	0-0	.000	0	0.0

TOTALS	o-reb	d-reb	t-reb	pf	fo	ast	to	a/to	o-reb	d-reb	t-reb	pf	fo	ast	to	a/to
Davon Reed	24	121	145	48	0	77	62	1.2	82	382	464	243	1	214	182	1.2
Ja'Quan Newton	17	81	98	45	0	92	94	1.0	41	171	212	127	0	215	199	1.1
Bruce Brown	46	126	172	76	2	100	62	1.6	46	126	172	76	2	100	62	1.6
Kamari Murphy	72	153	225	73	2	16	45	0.4	119	297	416	141	4	32	71	0.5
Anthony Lawrence	24	92	116	69	1	52	42	1.2	53	126	179	108	1	79	55	1.4
Dewan Huell	45	53	98	56	0	6	28	0.2	45	53	98	56	0	6	28	0.2
DJ Vasiljevic	5	35	40	25	0	12	10	1.2	5	35	40	25	0	12	10	1.2
Ebuka Izundu	43	48	91	67	2	6	27	0.2	56	54	110	84	2	9	32	0.3
Rodney Miller	3	4	7	5	0	0	1	0.0	3	4	7	5	0	0	1	0.0
Mike Robinson	1	0	1	2	0	0	1	0.0	1	1	2	5	0	0	1	0.0
Chris Stowell	0	2	2	0	0	0	0	0.0	0	5	5	2	0	1	1	1.0

THE STAT CREW SYSTEM
Miami Combined Team Statistics (as of Mar 04, 2017)
Conference games

RECORD:	OVERALL	HOME	AWAY	NEUTRAL
ALL GAMES	10-8	7-2	3-6	0-0
CONFERENCE	10-8	7-2	3-6	0-0
NON-CONFERENCE	0-0	0-0	0-0	0-0

##	Player	gp-gs	min	avg	Total	fg%	3-Point	3fg%	F-Throw	ft%	Rebounds				pf	dq	a	to	blk	stl	pts	avg
					fg-fga		3fg-fga		ft-fa		off	def	tot	avg								
05	Davon Reed	18-18	660	36.7	94-219	.429	46-114	.404	54-63	.857	17	78	95	5.3	35	0	54	39	9	22	288	16.0
11	Bruce Brown	18-18	604	33.6	78-168	.464	22-55	.400	50-68	.735	23	62	85	4.7	49	1	61	40	13	26	228	12.7
00	Ja'Quan Newton	15-13	467	31.1	70-168	.417	4-19	.211	46-66	.697	7	47	54	3.6	29	0	42	55	0	13	190	12.7
21	Kamari Murphy	18-18	560	31.1	54-96	.563	0-0	.000	20-34	.588	40	92	132	7.3	44	1	9	20	13	10	128	7.1
03	Anthony Lawrence	18-9	480	26.7	40-98	.408	20-58	.345	27-36	.750	15	50	65	3.6	39	0	37	21	5	17	127	7.1
04	DJ Vasiljevic	18-0	301	16.7	32-93	.344	26-78	.333	6-10	.600	2	23	25	1.4	6	0	4	5	0	4	96	5.3
20	Dewan Huell	18-9	289	16.1	34-64	.531	0-2	.000	17-30	.567	20	20	40	2.2	28	0	4	16	12	8	85	4.7
15	Ebuka Izundu	18-5	252	14.0	29-59	.492	0-0	.000	10-17	.588	25	32	57	3.2	44	2	4	13	12	3	68	3.8
14	Rodney Miller	6-0	10	1.7	0-1	.000	0-0	.000	1-2	.500	0	0	0	0.0	0	0	0	0	1	0	1	0.2
35	Chris Stowell	2-0	0	0.0	0-0	.000	0-0	.000	0-0	.000	0	0	0	0.0	0	0	0	0	0	0	0	0.0
02	Mike Robinson	3-0	2	0.7	0-0	.000	0-0	.000	0-0	.000	0	0	0	0.0	1	0	0	0	0	0	0	0.0
Team											36	22	58					11				
Total.....		18	3625		431-966	.446	118-326	.362	231-326	.709	185	426	611	33.9	275	4	215	220	65	103	1211	67.3
Opponents.....		18	3625		424-968	.438	125-350	.357	227-311	.730	165	398	563	31.3	288	8	223	200	53	100	1200	66.7

TEAM STATISTICS	UM	OPP
SCORING	1211	1200
Points per game	67.3	66.7
Scoring margin	+0.6	-
FIELD GOALS-ATT	431-966	424-968
Field goal pct	.446	.438
3 POINT FG-ATT	118-326	125-350
3-point FG pct	.362	.357
3-pt FG made per game	6.6	6.9
FREE THROWS-ATT	231-326	227-311
Free throw pct	.709	.730
F-Throws made per game	12.8	12.6
REBOUNDS	611	563
Rebounds per game	33.9	31.3
Rebounding margin	+2.7	-
ASSISTS	215	223
Assists per game	11.9	12.4
TURNOVERS	220	200
Turnovers per game	12.2	11.1
Turnover margin	-1.1	-
Assist/turnover ratio	1.0	1.1
STEALS	103	100
Steals per game	5.7	5.6
BLOCKS	65	53
Blocks per game	3.6	2.9
ATTENDANCE	65480	118366
Home games-Avg/Game	9-7276	9-13152
Neutral site-Avg/Game	-	0-0

Date	Opponent		Score	Att.
* 12-31-16	NC STATE	W	81-63	6837
* 01-04-17	at Syracuse	L	55-70	17393
* 01-12-17	NOTRE DAME	L	62-67	7972
* 01-14-17	at Pitt	W	72-46	9714
* 01-18-17	at Wake Forest	L	79-96	9691
* 01-21-17	at Duke	L	58-70	9314
* 01-25-17	BOSTON COLLEGE	W	78-77	7139
* 01-28-17	NORTH CAROLINA	W	77-62	7563
* 02-01-17	FLORIDA STATE	L	57-75	7279
* 02-04-17	at NC State	W	84-79	17567
* 02-08-17	VIRGINIA TECH	W	74-68	6620
* 02-11-17	at Louisville	L	66-71	21427
* 02-15-17	GEORGIA TECH	W	70-61	7111
* 02-18-17	CLEMSON	W	71-65	6987
* 02-20-17	at Virginia	Wot	54-48	14623
* 02-25-17	DUKE	W	55-50	7972
* 02-27-17	at Virginia Tech	L	61-66	6962
* 03-04-17	at Florida State	L	57-66	11675

^ = AdvoCare Invitational, Orlando, Fla.

@ = ACC/Big Ten Challenge

% = Hoophall Miami Invitational

* = Conference game

Score by Periods	1st	2nd	OT	Totals
Miami	588	612	11	1211
Opponents	543	652	5	1200

THE STAT CREW SYSTEM
Miami Combined Team Statistics (as of Mar 04, 2017)
All games

RECORD:	OVERALL	HOME	AWAY	NEUTRAL
ALL GAMES	20-10	14-2	4-6	2-2
CONFERENCE	10-8	7-2	3-6	0-0
NON-CONFERENCE	10-2	7-0	1-0	2-2

##	Player	gp-gs	min	avg	Total	fg%	3-Point	3fg%	F-Throw	ft%	Rebounds				pf	dq	a	to	blk	stl	pts	avg
					fg-fga		3fg-fga		ft-fa		off	def	tot	avg								
05	Davon Reed	30-30	1057	35.2	149-343	.434	73-181	.403	87-104	.837	24	121	145	4.8	48	0	77	62	15	39	458	15.3
00	Ja'Quan Newton	27-25	849	31.4	139-307	.453	10-37	.270	86-121	.711	17	81	98	3.6	45	0	92	94	1	29	374	13.9
11	Bruce Brown	30-26	958	31.9	121-267	.453	30-84	.357	82-111	.739	46	126	172	5.7	76	2	100	62	18	45	354	11.8
21	Kamari Murphy	30-30	884	29.5	88-164	.537	0-1	.000	36-61	.590	72	153	225	7.5	73	2	16	45	21	13	212	7.1
03	Anthony Lawrence	30-15	773	25.8	68-159	.428	31-87	.356	45-62	.726	24	92	116	3.9	69	1	52	42	14	38	212	7.1
20	Dewan Huell	30-15	537	17.9	73-139	.525	0-2	.000	32-49	.653	45	53	98	3.3	56	0	6	28	23	13	178	5.9
04	DJ Vasiljevic	30-0	520	17.3	58-161	.360	47-131	.359	13-17	.765	5	35	40	1.3	25	0	12	10	1	8	176	5.9
15	Ebuka Izundu	29-9	377	13.0	51-91	.560	0-0	.000	26-36	.722	43	48	91	3.1	67	2	6	27	24	7	128	4.4
14	Rodney Miller	13-0	48	3.7	4-8	.500	0-0	.000	4-9	.444	3	4	7	0.5	5	0	0	1	1	0	12	0.9
02	Mike Robinson	6-0	13	2.2	0-4	.000	0-3	.000	1-2	.500	1	0	1	0.2	2	0	0	1	0	1	1	0.2
35	Chris Stowell	5-0	9	1.8	0-1	.000	0-1	.000	0-0	.000	0	2	2	0.4	0	0	0	0	0	0	0	0.0
Team											54	44	98					12				
Total.....		30	6025		751-1644	.457	191-527	.362	412-572	.720	334	759	1093	36.4	466	7	361	384	118	193	2105	70.2
Opponents.....		30	6025		684-1667	.410	188-573	.328	347-477	.727	296	649	945	31.5	510	10	346	359	93	181	1903	63.4

TEAM STATISTICS	UM	OPP
SCORING	2105	1903
Points per game	70.2	63.4
Scoring margin	+6.7	-
FIELD GOALS-ATT	751-1644	684-1667
Field goal pct	.457	.410
3 POINT FG-ATT	191-527	188-573
3-point FG pct	.362	.328
3-pt FG made per game	6.4	6.3
FREE THROWS-ATT	412-572	347-477
Free throw pct	.720	.727
F-Throws made per game	13.7	11.6
REBOUNDS	1093	945
Rebounds per game	36.4	31.5
Rebounding margin	+4.9	-
ASSISTS	361	346
Assists per game	12.0	11.5
TURNOVERS	384	359
Turnovers per game	12.8	12.0
Turnover margin	-0.8	-
Assist/turnover ratio	0.9	1.0
STEALS	193	181
Steals per game	6.4	6.0
BLOCKS	118	93
Blocks per game	3.9	3.1
ATTENDANCE	113701	131927
Home games-Avg/Game	16-7106	10-12151
Neutral site-Avg/Game	-	4-2603

Date	Opponent		Score	Att.
11-11-16	WESTERN CAROLINA	w	92-43	7142
11-16-16	at North Florida	w	94-56	3148
11-19-16	PENN	w	74-62	6753
^ 11-24-16	vs Stanford	w	67-53	2436
^ 11-25-16	vs Iowa State	L	56-73	1876
^ 11-27-16	vs Florida	L	56-65	1216
@ 11-30-16	RUTGERS	w	73-61	7064
% 12-03-16	vs Wofford	w	74-57	4885
12-06-16	SOUTH CAROLINA STATE	w	82-46	6489
12-16-16	FLORIDA ATLANTIC	w	76-56	6857
12-22-16	GEORGE WASHINGTON	w	72-64	6871
12-28-16	COLUMBIA	w	78-67	7045
* 12-31-16	NC STATE	w	81-63	6837
* 01-04-17	at Syracuse	L	55-70	17393
* 01-12-17	NOTRE DAME	L	62-67	7972
* 01-14-17	at Pitt	w	72-46	9714
* 01-18-17	at Wake Forest	L	79-96	9691
* 01-21-17	at Duke	L	58-70	9314
* 01-25-17	BOSTON COLLEGE	w	78-77	7139
* 01-28-17	NORTH CAROLINA	w	77-62	7563
* 02-01-17	FLORIDA STATE	L	57-75	7279
* 02-04-17	at NC State	w	84-79	17567
* 02-08-17	VIRGINIA TECH	w	74-68	6620
* 02-11-17	at Louisville	L	66-71	21427
* 02-15-17	GEORGIA TECH	w	70-61	7111
* 02-18-17	CLEMSON	w	71-65	6987
* 02-20-17	at Virginia	Wot	54-48	14623
* 02-25-17	DUKE	w	55-50	7972
* 02-27-17	at Virginia Tech	L	61-66	6962
* 03-04-17	at Florida State	L	57-66	11675

Score by Periods	1st	2nd	OT	Totals
Miami	1017	1077	11	2105
Opponents	851	1047	5	1903

^ = AdvoCare Invitational, Orlando, Fla.
@ = ACC/Big Ten Challenge
% = Hoophall Miami Invitational
* = Conference game