



CONTACT: Amy Woodruff, Assistant Communications Director
 O: (305) 284-3241 | C: (813) 410-1194
 A.Woodruff@miami.edu | @CanesHoops

PRINTED GUIDES ARE IN THE PAST FOR UM

The University of Miami Athletics Web Services department has developed a first-of-a-kind Digital Guide on the Canes athletic programs. Built for web browsers, as well as iPad and Xoom tablets, the digital guide is a living preview of the UM basketball program. Filled with vivid photography, exclusive videos and a ton of historical perspective, it will quickly become a valuable resource for die-hard Hurricane fans.

UM MEN'S BASKETBALL DIGITAL GUIDE
<http://mbbguide.theusports.com/mbb1.html>

2011-12 SCHEDULE

DATE	OPPONENT	TV	TIME/SCORE
11/03	Florida Southern (exhibition)		W, 88-78
11/11	Tennessee Tech	TheACC.com	W, 69-58
11/15	Rutgers	ESPN3	W, 72-57
11/19	North Florida	TheACC.com	W, 75-62
11/22	Florida Gulf Coast	RSN	W, 60-50
11/25	at Ole Miss	FSN	L, 64-61 (OT)
11/29	at Purdue I	ESPN2	L, 76-65
12/03	Massachusetts	ESPNU	W, 83-75
12/06	No. 21/20 Memphis	ESPN2	L, 71-54
12/10	at West Virginia	ESPN2	L, 77-66
12/17	vs. Florida Atlantic +	FSN	W, 93-90 (2OT)
12/22	at Charlotte		W, 76-61
12/30	Appalachian State	TheACC.com	W, 84-54
01/02	UNC Greensboro	RSN	W, 99-89
01/07	at No. 21/23 Virginia *	ESPNU/ESPN3	L, 52-51
01/10	at North Carolina *	Raycom/ESPN3	L, 73-56
01/18	Clemson *	RSN/ESPN3	W, 73-70
01/22	NC State *	ACCN/ESPN3	L, 78-73
01/24	at Georgia Tech *	ESPNU	W, 64-49
01/29	at Boston College *	Raycom/ESPN3	W, 76-54
02/01	Maryland *	Raycom/ESPN3	W, 90-86 (2OT)
02/05	at No. 7/5 Duke *	ESPNU	3 p.m.
02/09	Virginia Tech	TBA/ESPN3	9 p.m.
02/11	at Florida State *	Raycom/ESPN3	1 p.m.
02/15	North Carolina	ESPN	8 p.m.
02/18	Wake Forest *	RSN	1 p.m.
02/21	at Maryland *	Raycom/ESPN3	8 p.m.
02/26	Florida State *	ESPNU	6 p.m.
02/29	at NC State *	RSN/ESPN3	9 p.m.
03/03	Boston College	Raycom/ESPN3	2:30 p.m.

NOTES:

All home games are played at the BankUnited Center
 Game times are subject to change
 * ACC game
 + MetroPCS Orange Bowl Basketball Classic, Sunrise, Fla.
 ! Big Ten/ACC Challenge
 All games can be heard on WQAM 560 and Canes All-Access on HurricaneSports.com

UM RADIO - WQAM 560

Joe Zagacki, play-by-play Josh Darrow, analyst

SOCIAL MEDIA

Website: HurricaneSports.com

Twitter: @CanesHoops | @CanesCoachL

Facebook: /MiamiHurricanes | /MiamiBasketball



2011-12



MIAMI

HURRICANES (13-7, 4-3)

NATIONAL RANKING

-- / --

LAST TIME OUT

W, 76-54 at BC

LEADERS

Scoring per Game

Malcolm Grant - 13.3

Durand Scott - 13.2

Rebounds per Game

Reggie Johnson - 6.5

Assists per Game

Durand Scott - 3.6

HEAD COACH

Jim Larranaga

Overall: 483-341 (28th)

Division I: 456-315 (26th)

At UM: 13-7 (1st)

DUKE

BLUE DEVILS (19-3, 6-1)

NATIONAL RANKING

7 / 5

LAST TIME OUT

W, 75-60 at Virginia Tech

LEADERS

Scoring per Game

Austin Rivers - 14.3

Ryan Kelly - 12.8

Rebounds per Game

Mason Plumlee - 9.6

Assists per Game

Seth Curry - 2.5

HEAD COACH

Mike Krzyzewski

Overall: 918-287 (37th)

At Duke: 846-228 (32nd)

SETTING THE SCENE

Feb. 5, 2012 | Cameron Indoor Stadium | Durham | 3 p.m.

TV: ESPNU | ESPN3

Radio: 560 WQAM

Webcast: WQAM.com


Series: Duke leads the series 2-15

Last Meeting: Feb. 13, 2011

Duke won, 81-71 in Coral Gables

COACH LARRANAGA

Jim Larranaga came to Miami after serving as the head coach at George Mason for 14 seasons. He guided the program to five NCAA Tournament appearances (2011, 2008, 2006, 2001, 1999) – including an unprecedented run to the 2006 Final Four that captured the nation's attention. Following that run, he was selected the 2006 Clair Bee Coach of the Year.



THE GAME

Miami travels to Durham, N.C., to face No. 7/5 Duke on Sunday, Feb. 5 at Cameron Indoor Stadium. The Canes have won four of their last five games and enter the game on a three-game winning streak.

THE SERIES

Miami trails Duke, 2-15, in the all-time series. The Canes last defeated the Blue Devils 96-95 on Feb. 20, 2008 in Coral Gables. UM has never defeated Duke in Durham.

THE BROADCASTS

Catch the game on ESPNU and ESPN3 with Jon Sciambi and Jimmy Dykes making the call and Allison Williams on the sideline. The game will also be carried live by 560 WQAM Radio with Joe Zagacki (play-by-play) and Josh Darrow (analyst).

THE COACH

Head coach Jim Larranaga is in his 28th season as a head coach and first at Miami. He has a 483-341 overall record and holds a 456-315 record in D-I games. Coach L was also the head coach of D-II American International (27-26) for two years.

THE WEATHER

Projected high and low temperatures on game day: Coral Gables - 80 / 67 | College Park - 52 / 40

2011-12 ROSTER

#	Name	Yr.	Pos.	Ht.	Wt.	Hometown Previous School (s)
0	Shane Larkin	Fr.	G	5-11	160	Orlando, Fla. Dr. Phillips (Fla.) Three-straight ACC starts ... Has 19 assists and 16 steals in the past six games ... Has hit a three in 13 of 19 games.
1	Durand Scott	Jr.	G	6-5	202	The Bronx, N.Y. Rice Flirted with a triple-double vs. MD with 24 points, 8 rebounds and 7 assists ... Led UM in scoring vs. UMass with 16 FT & 0 FG.
3	Malcolm Grant	Sr.	G	6-1	188	Brooklyn, N.Y. Robeson Winchendon (Mass.) Villanova Notched three 16-point outings against BC, Georgia Tech and Clemson ... Missed two-straight games (12/17 & 12/22) due to death in the family.
4	Trey McKinney Jones	R-Jr.	G	6-5	216	Milwaukee, Wis. South Milwaukee UMKC Hit a trio of threes at BC and two vs. Maryland ... Scored 22 points in the past two games after two-straight games without scoring.
5	DeQuan Jones	Sr.	G/F	6-8	221	Stone Mountain, Ga. Wheeler Earned first start of the season on Feb. 1 vs. Maryland ... Shooting 50.0 percent (25-of-50) this season.
10	Raphael Akpejori	So.	F	6-10	230	Lagos, Nigeria Sunrise Christian Academy (Kan.) Is 12-of-22 from the field with 9 blocks ... Has only played 16 minutes since the return of Johnson ... Averaged 11.9 min. in first 9 games.
11	Ryan Quigtar	Sr.	G	5-11	180	Skyway, Wash. Renton Saw limited action in five games last season ... Has played in 17 games in his three-year career, scoring eight total points.
12	Justin Heller	So.	G	6-2	185	Boca Raton, Fla. West Boca Raton Community Played 1 min. at BC and 2 min. vs. ASU ... Walked onto the team last season ... Among top 30 three-point scorers in Palm Beach Co.
15	Rion Brown	So.	G	6-6	194	Hinesville, Ga. Liberty County Has hit a three in past nine of 11 games ... Tied season-high 15 points against Appalachian State with two treys and five free throws.
21	Erik Swoope	So.	F	6-6	230	Lake Elsinore, Calif. Harvard-Westlake Averaged 22.9 minutes per game until Dec. 17 ... Now at 4.5 mpg in past nine games ... Has scored 52 points - only scored 40 last season.
25	Garrus Adams	Jr.	G	6-6	200	Apex, N.C. Middle Creek Knee surgery on Jan. 19, out 4-6 weeks ... Knocked down 4-of-6 threes at WVU on his way to 15 points, 3 rebounds, 2 assists.
35	Kenny Kadji	Jr.	F/C	6-11	251	Douala, Cameroon Pendleton IMG Academy Florida Four double-doubles in last nine games ... Averaging 16.5 points and 6.5 rebounds in ACC play.
42	Reggie Johnson	Jr.	C	6-10	284	Winston-Salem, N.C. Winston-Salem Prep Double-digit scoring in seven of 11 games ... At least seven rebounds in all but three games this season ... Also has 14 blocks.
2	Bishop Daniels	Fr.	G	6-3	175	Raleigh, N.C. Word of God Christian Academy Will redshirt this season ... Rated the No. 4 dunker in the 2011 class by Rivals ... As a senior, averaged 18 ppg, 5 rpg, 4 apg.
45	Julian Gamble	Sr.	F/C	6-10	265	Durham, N.C. Southern Durham Will not play in the 2011-12 season due to a torn left ACL in a pickup game over the summer ... Averaged 4.0 points and 3.4 rebounds.

LARRANAGA BY THE NUMBERS

- 1** Coach Jim Larranaga is the only ACC coach not at UNC or Duke with a Final Four appearance to his credit.
- 4** In 2006, Coach Jim Larranaga became the first coach at a mid-major school to take his team to the NCAA Final Four in 27 years.
- 7** Larranaga is no stranger to the ACC. In his seven seasons as an assistant coach at Virginia, the Cavaliers participated in the NCAA Final Four in 1981 and 1984, won three ACC Championships and finished in the Top 5 of the AP rankings.
- 8** In all there are eight ACC coaches with three or fewer years' experience in the league, including Larranaga.
- 12** Larranaga has made 12 postseason appearances in the past 22 years, including five NCAA Tournaments.
- 28** Larranaga is in his 28th year as a head coach and has successfully transitioned two institutions into successful programs: Bowling Green and George Mason.

MIAMI QUICK HITS

Miami is 42-124 against ranked teams overall and 11-59 on the road. The Canes are 13-27 vs. ranked ACC teams since joining the league for the 2004-05 campaign. UM has not defeated a ranked team since downing No. 20/20 Georgia Tech on Feb. 10, 2010

With the win against Maryland on Feb. 1, Miami improved to 34-38 overall in overtime games.

The Canes are 2-15 against the Blue Devils overall.

UM and Duke are both 4-1 in their last five games.

Miami was picked to finish fifth in the ACC preseason poll and Duke was predicted to finish second in the league.

Miami is 2-2 in conference games on the road this season. The Canes haven't won three ACC road games in a season since the 2005-06 campaign, when the team was 3-5. UM was 3-4 in league games on the road in its inaugural season in the ACC, 2004-05.

UM is 9-2 at home and 4-5 away from the BankUnited Center this season. In ACC play, Miami is 2-1 in Coral Gables and 2-2 on the road.

The Canes have defeated nine of 11 ACC teams on the road since joining the league for the 2004-05 season. Miami has yet to beat Duke or NC State in their home arenas.

Miami has downed 10 of 11 ACC teams in Coral Gables, still playing for a win against North Carolina at the BankUnited Center.

PRONUNCIATIONS

Players	
1 Durand	dur-RAND
10 Akpejori	AHK-peh-jour-ee
11 Quigtar	KWIG-tar
15 Rion	Ryan
25 Garrus	GARY-us
31 DeQuan	dih-KWAN
21 Swoope	Swope
35 Kadji	KAHD-gee
Coaches	
Larranaga	LARE-uh-NAY-guh
Huger	HUE-gur

CLASS BREAKDOWN

Seniors	
Julian Gamble, Malcolm Grant DeQuan Jones, Ryan Quigtar	
Juniors	
Garrus Adams, Reggie Johnson Kenny Kadji, Trey McKinney Jones, Durand Scott	
Sophomores	
Raphael Akpejori, Rion Brown Justin Heller, Erik Swoope	
Freshmen	
Bishop Daniels, Shane Larkin	

GEOGRAPHIC BREAKDOWN

CAMEROON	
Douala	Kenny Kadji
NIGERIA	
Lagos	Raphael Akpejori
UNITED STATES	
California	Erik Swoope
Florida	Justin Heller, Shane Larkin
Georgia	Rion Brown, DeQuan Jones
New York	Malcolm Grant, Durand Scott
North Carolina	Garrus Adams, Julian Gamble, Bishop Daniels, Reggie Johnson
Washington	Ryan Quigtar
Wisconsin	Trey McKinney Jones

2011-12 ACC STANDINGS

after games on Feb. 2, 2012

1. Duke	6-1	.857	19-3	.864
2. North Carolina	6-1	.857	19-3	.864
3. Florida State	6-1	.857	15-6	.714
4. Virginia	5-2	.714	18-3	.857
5. NC State	5-3	.625	16-7	.696
6. Miami	4-3	.571	13-7	.650
7. Maryland	3-4	.429	13-8	.619
8. Clemson	3-4	.429	11-10	.524
9. Wake Forest	2-6	.250	11-11	.500
10. Boston College	2-6	.250	7-15	.318
11. Virginia Tech	1-6	.143	12-10	.545
12. Georgia Tech	1-7	.125	8-14	.364

CURRENT CANES VS. DUKE

	GP	S	MIN	AVG	FG	A	PCT	3FG	3A	3PCT	FT	FTA	PCT	OFF	DEF	TOT	AVG	PF	FO	AST	TO	BLK	STL	PTS	AVG
AKPEJIORI	1	0	5	5.0	0	0	.000	0	0	.000	1	3	.333	0	3	3	3.0	1	0	0	0	1	0	1	1.0
BROWN	2	0	20	10.0	3	7	.429	2	6	.333	0	0	.000	1	2	3	1.5	3	0	0	1	0	0	8	4.0
01-02-11	4				0	1	.000	0	1	.000	0	0	.000	0	0	0	0.0	1	0	0	0	0	0	0	
2/13/11	16				3	6	.500	2	5	.400	0	0	.000	1	2	3	1.5	2	0	0	1	0	0	8	
GRANT	4	2	115	28.8	14	43	.326	9	21	.429	7	7	1.000	1	6	7	1.8	4	0	11	8	0	0	44	11.0
02/17/10	23				0	5	.000	0	3	.000	0	0	.000	0	1	1	1.0	0	0	2	1	0	0	0	
03/13/10	24				4	10	.400	3	5	.600	6	6	1.000	0	2	2	1.5	0	0	4	2	0	0	17	
01-02-11	*	38			4	13	.308	3	7	.429	0	0	.000	0	1	1	1.0	1	0	5	2	0	0	11	
2/13/11	*	30			6	15	.400	3	6	.500	1	1	1.000	1	2	3	2.0	3	0	0	3	0	0	16	
JOHNSON	4	3	91	22.8	19	25	.760	0	0	.000	14	19	.737	14	11	25	6.3	11	0	3	8	5	2	52	13.0
02/17/10	5				0	0	.000	0	0	.000	0	0	.000	0	1	1	1.0	2	0	0	2	0	1	0	
03/13/10	*	28			3	6	.500	0	0	.000	8	10	.800	4	4	8	4.5	4	0	0	1	2	0	14	
01-02-11	*	23			9	10	.900	0	0	.000	4	6	.667	5	4	9	9.0	4	0	0	1	2	1	22	
2/13/11	*	35			7	9	.778	0	0	.000	2	3	.667	5	2	7	8.0	1	0	3	4	1	0	16	
JONES	5	2	86	17.2	7	27	.259	2	4	.500	2	6	.333	1	13	14	2.8	4	0	2	6	3	4	18	3.6
2008-09	11				0	1	.000	0	0	.000	0	1	.000	0	6	6	6.0	2	0	0	1	1	1	0	
02/17/10	11				2	3	.667	1	1	1.000	0	0	.000	0	2	2	2.0	1	0	0	2	1	0	5	
03/13/10	*	22			2	9	.222	1	1	1.000	2	4	.500	0	2	2	2.0	1	0	0	0	1	1	7	
01-02-11	*	30			2	9	.222	0	2	.000	0	1	.000	0	3	3	3.0	0	0	1	2	0	1	4	
2/13/11	12				1	5	.200	0	0	.000	0	0	.000	1	0	1	2.0	0	0	1	1	0	1	2	
SCOTT	4	4	138	34.5	27	54	.500	1	5	.200	5	8	.625	6	10	16	4.0	14	1	17	10	1	5	60	15.0
02/17/10	*	32			9	13	.692	0	0	.000	1	3	.333	3	1	4	4.0	3	0	4	4	0	2	19	
03/13/10	*	35			10	15	.667	1	2	.500	0	1	.000	0	4	4	4.0	5	1	3	2	0	2	21	
01-02-11	*	35			4	13	.308	0	2	.000	2	2	1.000	2	3	5	5.0	2	0	2	2	1	1	10	
2/13/11	*	36			4	13	.308	0	1	.000	2	2	1.000	1	2	3	4.0	4	0	8	2	0	0	10	
SWOOPPE	2	1	18	9.0	1	8	.125	0	0	.000	4	4	1.000	2	0	2	2.0	2	0	0	1	0	1	6	3.0
01-02-11	*	17			1	8	.125	0	0	.000	4	4	1.000	2	0	2	2.0	2	0	0	1	0	1	6	
2/13/11	1				0	0	.000	0	0	.000	0	0	.000	0	0	0	1.0	0	0	0	0	0	0	0	

Miami	2011-12 Stats	Duke
72.2	Points Per Game	80.0
44.3	Field Goal Percentage	48.8
36.3	3-Point Percentage	40.0
7.5	3-Point made per game	7.9
73.8	FT Percentage	70.5
15.2	FT made per game	18.5

Miami	2011-12 Stats	Duke
34.2	Rebounds per game	35.6
12.4	Assists per game	13.4
12.3	Turnovers per game	12.9
6.8	Steals per game	6.5
4.1	Blocks per game	4.3

DUKE (2-15)

12/21/62	W	71-69	(H)
2/19/86	L	104-82	(A)
12/22/86	L	74-67	(H)
1/6/88	L	107-69	(A)
12/10/88	L	117-102	(H)
1/19/05	L	92-83	(H)
3/3/05	L	83-59	(A)
2/19/06	L	92-71	(A)
3/10/06	L	80-76	(N)
1/14/07	L	85-63	(H)
2/2/08	L	88-73	(A)
2/20/08	W	96-95	(H)
2/7/09 (OT)	L	78-75	(A)
2/17/10	L	74-81	(H)
3/13/10	L	74-77	(N)
1/2/11	L	74-63	(A)
2/13/11	L	81-71	(H)

THE LAST TIME OUT VS. DUKE - FEB. 13, 2011

##	Player	Total			3-Ptr			Rebounds			PF	TP	A	TO	Blk	Stl	Min
		FG-FGA	FG-FGA	FT-FTA	FG-FGA	FG-FGA	FT-FTA	Off	Def	Tot							
05	Mason Plumlee	f	5-7	0-0	2-2	4	1	5	2	12	3	2	1	1	27		
12	Kyle Singler	f	6-12	2-6	0-0	3	4	7	1	14	3	0	0	40			
34	Ryan Kelly	f	4-5	0-0	1-2	0	2	2	0	9	2	1	0	15			
02	Nolan Smith	g	6-14	2-4	4-5	0	3	3	3	18	5	2	0	29			
30	Seth Curry	g	5-10	4-7	2-4	0	4	4	0	16	2	1	0	39			
03	Tyler Thornton	g	0-0	0-0	6-6	0	1	1	3	6	1	0	0	14			
20	Andre Dawkins	g	0-4	0-2	0-0	0	1	1	0	0	0	1	0	13			
21	Miles Plumlee	g	2-4	0-0	2-2	2	3	5	3	6	1	2	1	23			
	Team					2	3	5									
	Totals		28-56	8-19	17-21	11	22	33	12	81	17	9	2	8	200		

FG % 1st Half:	16-32	50.0%	2nd half:	12-24	50.0%	Game:	28-56	50.0%	Deadball
3FG % 1st Half:	4-11	36.4%	2nd half:	4-8	50.0%	Game:	8-19	42.1%	Rebounds
FT % 1st Half:	6-8	75.0%	2nd half:	11-13	84.6%	Game:	17-21	81.0%	2

University of Miami 71 • 15-10, 4-7

##	Player	Total			3-Ptr			Rebounds			PF	TP	A	TO	Blk	Stl	Min
		FG-FGA	FG-FGA	FT-FTA	FG-FGA	FG-FGA	FT-FTA	Off	Def	Tot							
45	Julian Gamble	f	2-3	0-0	0-0	1	1	2	3	4	2	2	1	0	15		
42	Reggie Johnson	c	7-9	0-0	2-3	5	2	7	1	16	3	4	1	0	35		
01	Durand Scott	g	4-13	0-1	2-2	1	2	3	4	10	8	2	0	36			
03	Malcolm Grant	g	6-15	3-6	1-1	1	2	3	3	16	0	3	0	30			
25	Garrus Adams	g	4-5	1-2	0-0	2	4	6	4	9	2	0	0	26			
15	Rion Brown	g	3-6	2-5	0-0	1	2	3	2	8	0	1	0	16			
30	Adrian Thomas	g	2-8	2-8	0-0	0	4	4	1	6	0	0	1	29			
31	DeQuan Jones	g	1-5	0-0	0-0	1	0	1	0	2	1	1	0	12			
32	Erik Swoope	g	0-0	0-0	0-0	0	0	0	0	0	0	0	0	1			
	Team					1	2	3									
	Totals		29-64	8-22	5-6	13	19	32	18	71	16	13	3	2	200		

FG % 1st Half:	15-30	50.0%	2nd half:	14-34	41.2%	Game:	29-64	45.3%	Deadball
3FG % 1st Half:	5-10	50.0%	2nd half:	3-12	25.0%	Game:	8-22	36.4%	Rebounds
FT % 1st Half:	2-2	100.0%	2nd half:	3-4	75.0%	Game:	5-6	83.3%	1

Officials: Mike Kitts, Sean Corbin, Tony Greene
 Technical fouls: Duke-None. University of Miami-None.
 Attendance: 7972
 Record Attendance for Men's Basketball at BankUnited Center (7972-Sellout)

Score by periods	1st	2nd	Total
Duke	42	39	81
University of Miami	37	34	71

Last FG - DU 2nd-03:01, UM 2nd-00:28.
 Largest lead - DU by 12 2nd-07:02, UM by 6 1st-17:09.

	In	Off	2nd	Fast	Bench
Points	Paint	T/O	Chance	Break	
DU	22	18	19	9	12
UM	30	17	14	16	

Score tied - 6 times.
 Lead changed - 12 times.

10 THINGS TO KNOW ABOUT CANES HOOPS

3 The Hurricanes have made a three-point basket in 331-straight games and have made at least one trey in 788 of 791 games since the NCAA adopted the three-point shot in 1986.

4 A Hurricane has led the ACC in three-point field goal percentage in four of the last five seasons — Malcolm Grant in 2011 (.428), Adrian Thomas in 2010 (.421) and Jack McClinton in 2009 (.453, with an ACC-high 3.2 threes per game) and 2007 (.440, with an ACC-high 2.9 threes per game).

5 The Hurricanes have advanced to the postseason five times in seven seasons, with

UM Communications

Assoc. AD for Communications Chris Freet
cfreet@miami.edu

MBB Contact Amy Woodruff
Assistant Director of Communications

Work/Cell (305) 284-3241 / (813) 410-1194
Email a.woodruff@miami.edu
Website www.HurricaneSports.com

2011-12 UM Quick Facts

Location	Coral Gables, Fla.
Stadium	BankUnited Center
Press Row	305-284-2111
Capacity	7,200
Enrollment	14,078
Founded	1925
Colors	Orange, Green, White
Nickname	Hurricanes
Mascot	Sebastian the Ibis
Conference	Atlantic Coast
President	Dr. Donna E. Shalala
Director of Athletics	Shawn Eichorst
Address	5821 San Amaro Drive Coral Gables, Fla. 33146

Head Coach	Jim Larranaga
Alma Mater	Providence, 1971
Record at UM	13-7 / First season
Overall Record	483-341 / 28th season

UM 2010-11 Overall Record	21-15
UM 2010-11 ACC Record	6-10
UM 2010-11 ACC Finish	9th

STAFF

Eric Konkol (Wisconsin-Eau Claire, '00)
Michael Huger (Bowling Green, '94)
Chris Caputo (Westfield (Mass.) State, '02)
Director of Operations: Mike Summey
Assoc. Director of Operations: Jaime Vathielil
Athletic Trainer: Wes Brown
Strength & Conditioning Coach: Jim Krumpos

HISTORY

First Season of Basketball	1926
Overall All-Time Record	885-677
Year UM Joined ACC	2004-05
NCAA Appearances	Six 1960, 1998, 1999, 2000, 2002, 2008
Last NCAA Appearance	L, 75-72 Second Round vs. Texas, 2008
NIT Appearances	10 1961, 1963, 1964, 1995, 1997, 2001, 2005, 2006, 2009, 2011
Last NIT Appearance	L, 79-64 Quarterfinals vs. Alabama, 2011

COMMUNICATIONS POLICIES

All interview requests for assistant coaches or athletics department staff members must also be approved and cleared by the UM Communications office and/or basketball contact Amy Woodruff.

Credential requests are taken via e-mail to Amy Woodruff (A.Woodruff@miami.edu). Any misuse of credentials will result in removal from the BankUnited Center and the permanent voiding of the credential.

The UM locker room is closed at all times. For home games, Coach Larranaga and a handful of Hurricane players will report to the media room for interviews following the opposing team's postgame press conference.

CANES VS. RPI TOP 62 TEAMS

All seven of Miami's losses this season have come against schools with an RPI of 62 or better. Without Reggie Johnson or DeQuan Jones, Miami lost by 11 points to RPI No. 17 West Virginia, 26 points to No. 27 Memphis, three points in overtime at No. 40 Ole Miss and by 11 points at No. 51 Purdue. With the two frontcourt players, the Canes were defeated by RPI-No. 9 North Carolina, and lost by a combined six points to No. 39 Virginia and No. 62 NC State.

Team Score RPI as of Jan. 30

at North Carolina *	L, 73-56	9
at West Virginia	L, 77-66	17
Memphis	L, 71-54	27
at Virginia *	L, 52-51	39
at Ole Miss	L, 64-61 (OT)	40
at Purdue	L, 76-65	51
NC State *	L, 78-73	62

Miami RPI

Jan. 2	74
Jan. 9	60
Jan. 16	60
Jan. 23	67
Jan. 30	52

CANES & LARRANAGA MAKE LONG TERM COMMITMENT

The University of Miami and Coach Jim Larranaga have agreed to terms on a three-year contract extension that will run through April 30, 2019. Larranaga, who took over the UM program in April of 2011, has led the Canes to an 11-7 record during his debut season. Larranaga's extension adds three years to his existing five-year contract which began in April 2011.

GRANT CLOSING IN ON 200 FROM DISTANCE

Senior Malcolm Grant enters the game against Duke with 199 made three pointers in his Miami career. Grant has drained 44 so far this season, added to 94 from his junior campaign and 61 in his first year with the Canes. For his career, the senior has made his shots from beyond the arc at a 39.8 percent clip.

STARTERS BY GAME

TTU	Grant	Scott	Adams	Swoope	Kadji
RU	Grant	Scott	Adams	Swoope	Kadji
UNF	Grant	Scott	Adams	Swoope	Kadji
FGCU	Grant	Scott	Adams	Swoope	Kadji
Ole Miss	Grant	Scott	Adams	Swoope	Kadji
Purdue	Grant	Scott	Adams	McKinney Jones	Swoope
UMass	Grant	Scott	Larkin	McKinney Jones	Akpejiori
UM	Grant	Scott	Larkin	McKinney Jones	Akpejiori
WVU	Grant	Scott	McKinney Jones	Swoope	Kadji
FAU	Grant	Scott	McKinney Jones	Swoope	Kadji
UNC-C	Larkin	Scott	McKinney Jones	Kadji	Johnson
ASU	Larkin	Scott	McKinney Jones	Kadji	Johnson
UNCG	Grant	Scott	McKinney Jones	Kadji	Johnson
Virginia	Grant	Scott	McKinney Jones	Kadji	Johnson
UNC	Grant	Scott	McKinney Jones	Kadji	Johnson
Clemson	Grant	Scott	McKinney Jones	Kadji	Johnson
NC State	Grant	Scott	McKinney Jones	Kadji	Johnson
Ga. Tech	Grant	Scott	Larkin	Kadji	Johnson
BC	Grant	Scott	Larkin	Kadji	Johnson
BC	Grant	Scott	Larkin	Jones	Johnson

RECORD BY STARTING LINEUP

Grant, Scott, Adams, Swoope, Kadji	4-1
Grant, Scott, Adams, McKinney Jones, Swoope	0-1
Larkin, Grant, Scott, McKinney Jones, Akpejiori	1-1
Grant, Scott, McKinney Jones, Swoope, Kadji	1-1
Larkin, Scott, McKinney Jones, Kadji, Johnson	2-0
Grant, Scott, McKinney Jones, Kadji, Johnson	2-3
Larkin, Grant, Scott, Kadji, Johnson	2-0
Larkin, Grant, Scott, Jones, Johnson	1-0

STATS BY HALF

MOST POINTS

UM 1st	49 vs. UNCG, 1/2
Opp 1st	49 UNCG, 1/2
UM 2nd	50 vs. UNCG, 1/2
Opp 2nd	46 Maryland, 2/1

LEAST POINTS

UM 1st	17 at Virginia, 1/7
Opp 1st	22 Georgia Tech, 1/24
UM 2nd	18 vs. FGCU, 11/22
Opp 2nd	23 Boston College, 1/29

MOST REBOUNDS

UM 1st	26 vs. Memphis, 12/6
Opp 1st	27 Memphis, 12/6
UM 2nd	22 at Charlotte, 12/22
Opp 2nd	24 Rutgers, 11/11 24 UMass, 12/03

LEAST REBOUNDS

UM 1st	13 vs. FAU, 12/17
Opp 1st	11 Clemson, 1/18/
UM 2nd	6 vs. FAU, 12/17
Opp 2nd	12 Tennessee Tech, 11/11 12 Purdue, 11/29 12 Virginia, 1/7

FG SHOOTING (BEST)

UM 1st	57.1 (16-28) vs. Clemson, 1/18
Opp 1st	55.2 (16-29) UNCG, 1/2
UM 2nd	70.6 (12-17) vs. FAU, 12/17
Opp 2nd	69.6 (16-23) Memphis, 12/6

FG SHOOTING (WORST)

UM 1st	24.0 (6-25) at Virginia, 1/7
Opp 1st	26.9 (7-26) Charlotte, 12/22
UM 2nd	16.7 (4-24) vs. FGCU, 11/22
Opp 2nd	35.1 (13-37) Rutgers, 11/15

FT SHOOTING (BEST)

UM 1st	100.0 (6-6) vs. Clemson, 1/18
Opp 1st	100.0 (4-4) Boston College, 1/29
UM 2nd	92.9 (13-14) at BC, 1/29
Opp 2nd	100.0 (2-2) FAU, 12/17

FT SHOOTING (WORST)

UM 1st	0.0 (0-2) vs. Rutgers, 11/15
Opp 1st	0.0 (0-4) Rutgers, 11/15
UM 2nd	45.5 (5-11) vs. Memphis, 12/6
Opp 2nd	0.0 (0-3) UNC, 1/10

3-POINT SHOOTING (BEST)

UM 1st	66.7 (6-9) vs. FAU, 12/17
Opp 1st	66.7 (9-12) UNCG, 1/2
UM 2nd	83.3 (5-6) vs. FAU, 12/17
Opp 2nd	61.5 (8-13) FAU, 12/17

3-POINT SHOOTING (WORST)

UM 1st	11.1 (1-9) vs. NC State, 1/22
Opp 1st	0.0 (0-8) Maryland, 2/1
UM 2nd	9.1 (1-11) vs. NC State, 1/22
Opp 2nd	0.0 (0-8) Clemson, 1/18

2011-12 BREAKDOWN

Record	Overall	ACC
All Games	13-7	4-3
Home	9-2	2-1
Away	3-5	2-2
Neutral	1-0	

RECORD BY MONTH

	Overall	ACC
November	4-2	
December	4-2	
January	4-3	3-3
February	1-0	1-0

MIAMI'S RECORD WHEN

Leading at halftime:	11-1
Trailing at halftime:	1-6
Tied at halftime:	1-0
Overtime:	0-1
Double-overtime:	2-0
Leading with 2:00 left in regulation:	13-0
Trailing with 2:00 left in regulation:	0-7
Tied with 2:00 left in regulation:	--
UM shoots 50% or better from field:	5-0
UM shoots 40-49% from field:	6-3
UM shoots under 40% from field:	2-4
Opp. shoots 50% or better from field:	0-2
Opp. shoots 40-49% from field:	7-3
Opp. shoots under 40% from field:	6-2
UM outrebounds opponent:	6-3
Opp. outrebounds UM:	7-4
Tied in rebounds:	--
UM records 10 or more steals:	3-2
UM records 15 or more assists:	4-0
UM commits less than 15 turnovers:	10-4
UM commits 15 or more turnovers:	3-3
UM commits less turnovers than opp.:	9-1
UM commits more turnovers than opp.:	4-5
Tied in turnovers:	0-1
UM shoots 70% or better from the line:	11-4
UM shoots less than 70% from the line:	2-3
UM scores 59 points or less:	0-3
UM scores between 60-69 points:	3-3
UM scores between 70-79 points:	5-1
UM scores between 80-89 points:	2-0
UM scores between 90-99 points:	3-0
UM scores 100 or more points:	--
Two or less Canes score in double figures:	2-1
Three Canes score in double figures:	2-5
Four or more Canes in double figures:	9-1
Playing on Saturday:	3-2
Playing on Sunday:	1-1
Playing on Monday:	1-0
Playing on Tuesday:	3-3
Playing on Wednesday:	2-0
Playing on Thursday:	1-0
Playing on Friday:	2-1
Playing during the afternoon:	3-2
Playing in the evening (5 p.m. or later):	10-5
Games decided by three points or less:	2-2
Games decided by four to 10 points:	4-1
Games decided by 11-20 points:	5-4
Games decided by more than 20 points:	2-0

"Miami made a great decision by giving coach Jim Larranaga a three-year extension. Larranaga is an excellent leader who will make a difference in ACC country." - Dick Vitale

JOHNSON FOR THREE

Junior center Reggie Johnson, at 6'-10", 284 pounds, is 1-for-1 from distance after knocking down his first-ever three-point attempt. Against Maryland, Johnson received a pass at the top of the key, took a step-back dribble, then drained his first-career trey.

SCOTT RANKED IN NUMEROUS ACC CATEGORIES

Junior Durand Scott ranks in the ACC's Top 25 in six categories this week. He leads the league in minutes played (34.8), is third in assist to turnover ratio (2.1), sixth in assists (3.6) and ninth in free throw percentage (80.7). He is moving his way up the scoring column, ranking 13th (12.6), and broke into the rebounding ranks (25th) with his 5.0 rpg.

In ACC games only, he is second in assist to turnover ratio (2.6), third in minutes played (35.1), fifth in field goal percentage (50.7), sixth in assists (3.7), 13th in scoring (13.0) and 14th in rebounding (5.7).

MIAMI MOVING UP IN ACC CATEGORIES

Miami continues to move up in statistical rankings in the ACC, drastically improving (from the first four games to the past three games) in turnover margin, assist to turnover ratio, three-point field goal percentage and three pointers made. See the chart below for current rankings compared to the Jan. 22 rankings, which were after the game against NC State, when Miami was 1-3 in the league.

	UM Rank Feb. 3	UM Rank Jan. 22
Scoring Offense	4th 72.2	7th 64.0
Scoring Defense	7th 67.4	7th 69.0
Scoring Margin	8th +4.7	9th -5.0
Free Throw Percentage	2nd 73.8	2nd 78.3
Field Goal Percentage	6th 44.3	6th 43.4
FG Percentage Defense	7th 42.0	9th 44.2
3-Pt FG Percentage	2nd 36.3	10th 26.0
3-Pt FG Pct. Defense	9th 33.8	6th 30.5
Reb Margin	10th -0.5	8th -1.0
Blocked Shots	8th 4.1	11th 2.5
Assists	6th 12.4	7th 11.0
Steals	5th 6.8	4th 8.3
Turnover Margin	4th +0.9	12th -3.5
Assist / Turnover Ratio	6th 1.0	10th 0.7
Off Rebounds	9th 10.1	11th 9.3
Def Rebounds	8th 24.1	5th 23.8
3-Pt Made	2nd 7.5	9th 4.8

LED (TIED) THE TEAM IN....

	Points	Rebounds	Assists	Steals	Blocks
Adams	1	1	(1)	(3)	-
Akpejori	-	1	-	-	2
Brown	-	-	-	-	-
Grant	4 (2)	-	(3)	1 (4)	-
Johnson	-	3 (1)	(1)	-	2 (3)
Jones	-	(1)	-	-	(1)
Kadji	8	7 (1)	1	(4)	9 (4)
Larkin	(1)	1	5 (1)	5 (5)	-
McKinney Jones	-	2 (1)	1	2 (3)	(1)
Scott	4 (1)	1 (1)	9 (3)	2 (2)	-
Swoope	-	1	(1)	1 (2)	1 (1)

MIAMI'S LARGEST IN 2011-12

Lead	34, vs. Appalachian State, 12/30
Deficit	23, at UNC, 1/10
Margin of Victory	30, App. State, 12/30
Margin of Defeat	17, vs. Memphis, 12/6
	17, at UNC, 1/10
Halftime Lead	18, vs. FGCU, 11/22
Halftime Deficit	15, at UNC, 1/10
Deficit in Win	9, vs. Tenn. Tech, 11/11
Halftime Deficit in Win	5, vs. TTU, 11/11
Lead in Loss	8, at West Virginia, 12/10
Halftime Lead in Loss	2, at WVU, 12/10

AT THE BANKUNITED CENTER

Year	Season	Cumulative
2002-03	4-5	
2003-04	10-8	14-13
2004-05	11-5	25-18
2005-06	11-5	36-23
2006-07	8-7	44-30
2007-08	14-2	58-32
2008-09	12-4	70-36
2009-10	12-4	82-40
2010-11	13-4	95-44
2011-12	9-2	104-46

MIAMI VS. THE CONFERENCES

Atlantic Sun (UNF, FGCU)	2-0
A-10 (UMass, Charlotte)	2-0
BIG EAST (Rutgers, West Virginia)	1-1
BIG 10 (Purdue)	0-1
Conference USA (Memphis)	0-1
Ohio Valley (Tennessee Tech)	1-0
SEC (Ole Miss)	0-1
SoCon (Appalachian State, UNCG)	2-0
Sun Belt (FAU)	1-0

ACC PRESEASON POLL, 2011-12

1. North Carolina (57), 706
2. Duke (2), 649
3. Florida State, 560
4. Virginia, 463
5. **Miami, 455**
6. Virginia Tech, 411
7. Clemson, 403
8. NC State, 316
9. Maryland, 264
10. Georgia Tech, 176
11. Wake Forest, 109
12. Boston College, 90

PRESEASON ALL-ACC

Harrison Barnes, UNC, 59*
 John Henson, UNC, 47
 Tyler Zeller, UNC, 46
Malcolm Grant, Miami, 32
 Seth Curry, Duke, 20 (t)
 Mike Scott, Virginia, 20 (t)
 *denotes unanimous

LARKIN, A TRUE FRESHMAN, LEADS ACC

True freshman Shane Larkin leads the ACC in steals and is 46th in the NCAA in thefts. In his rookie year, the son of baseball Hall of Famer Barry Larkin has at least three steals in seven games and twice has six thefts, at then-No. 3 UNC and at Ole Miss.

RECAPPING MIAMI VS. MARYLAND

The Hurricanes are 2-1 in overtime games this season, including a pair of double OT wins ... Miami had a big performance from Durand Scott who went 11-of-14 and recorded 24 points, eight rebounds and seven assists - all season highs ... Shane Larkin has made 20 free throws in a row dating back to Dec 22, 2011 against Charlotte. He shot 6-of-6 from the line against Maryland. He also had three steals, two assists and 12 points for the night ... Senior guard DeQuan Jones made his first start of the season in place of the injured Kenny Kadji. Jones finished the game with five points, four rebounds, one block, two steals and one assist ... Senior guard Malcolm Grant has recorded 13 games making multiple threes this season. Against the Terps, he knocked down a trio from downtown and added five free throws on his way to 14 points. He tacked on six rebounds, three assists and two steals in the game ... In the first half, Reggie Johnson made the first three point shot of his career. He ended the game with 13 points and five rebounds ... Sophomore Raphael Akpejori knocked down the only bench points for the team in the first half with four, going 2-of-2 from the field. It's the first time he's scored points since Jan 10, 2012 against North Carolina ... Coach Jim Larranaga coached his team despite having flu-like symptoms and missing shoot around earlier in the day ... Kenny Kadji will be out indefinitely after sustaining a head injury during practice on Tuesday, Jan. 31. He is averaging 16.5 points and 6.5 rebounds for the Hurricanes in league play ... With 7:29 left in the second half Maryland Head Coach Mark Turgeon was ejected from the game after arguing over a hard foul caused by Maryland's Nick Faust.

KADJI OUT VS. MARYLAND

junior forward Kenny Kadji missed the Feb. 1 game against Maryland due to a head injury sustained during practice on Jan. 31. Kadji is cleared and available to play against Duke on Feb. 5.

BACK-TO-BACK ACC ROAD WINS

With last week's wins at Georgia Tech and Boston College, Miami won back-to-back ACC road games for the first time since 2007-08, when the Canes defeated Virginia Tech and Georgia Tech consecutively.

AP POLL - 1/30

1	Kentucky (63)	21-1	1,623
2	Syracuse (2)	22-1	1,550
3	Ohio State	19-3	1,498
4	Missouri	19-2	1,363
5	North Carolina	18-3	1,331
6	Baylor	19-2	1,310
7	Duke	18-3	1,250
8	Kansas	17-4	1,178
9	Michigan State	17-4	1,098
10	Murray State	21-0	979
11	UNLV	20-3	936
12	Florida	17-4	861
13	Creighton	20-2	803
14	Georgetown	16-4	762
15	Marquette	18-4	682
16	Virginia	17-3	578
17	San Diego State	18-3	566
18	Saint Mary's	21-2	472
19	Wisconsin	17-5	415
20	Indiana	17-5	395
21	Florida State	14-6	375
22	Mississippi State	17-5	329
23	Michigan	16-6	305
24	Gonzaga	17-3	141
25	Vanderbilt	16-5	102

Others receiving votes: Harvard 69, Louisville 65, Kansas State 40, West Virginia 12, Wichita State 9, Nevada 6, Notre Dame 6, Southern Miss 5, Long Beach State 3, Iowa State 3, Connecticut 2, Iona 2, Illinois 1

ESPN/USA TODAY - 1/30

1	Kentucky (31)	21-1	775
2	Syracuse	22-1	730
3	Ohio State	19-3	726
4	Missouri	19-2	635
5	Duke	18-3	631
6	Baylor	19-2	622
6	North Carolina	18-3	622
8	Kansas	17-4	548
9	Murray State	21-0	511
10	Michigan State	17-4	456
11	Florida	17-4	445
12	Creighton	20-2	426
13	UNLV	20-3	399
14	Georgetown	16-4	355
15	Marquette	18-4	323
16	Saint Mary's	21-2	284
17	San Diego State	18-3	264
18	Virginia	17-3	253
19	Mississippi State	17-5	193
20	Indiana	17-5	142
20	Wisconsin	17-5	142
22	Michigan	16-6	120
23	Harvard	18-2	116
24	Florida State	14-6	85
25	Louisville	17-5	68

Others receiving votes: Gonzaga 65, Vanderbilt 36, Connecticut 21, Nevada 18, Kansas State 15, Iowa State 9, Middle Tennessee 9, Wichita State 7, West Virginia 6, New Mexico 6, Southern Miss 4, Long Beach State 3, California 2, Temple 2, Notre Dame 1

2011-12 Record Chasers

CAREER 3-POINT LEADERS

1.	Jack McClinton	(2006-09)	286
2.	Steven Edwards	(1992-96)	265
3.	Darius Rice	(2000-04)	260
4.	Robert Hite	(2002-06)	228
5.	Adrian Thomas	(2005-11)	204
6.	Malcolm Grant	(2009-pres.)	199
7.	Guillermo Diaz	(2003-06)	174

Note: 3-point FGs were adopted in 1986-87

CAREER ASSISTS

1.	Vernon Jennings, 1996-00	520
2.	Kevin Norris, 1994-98	493
3.	John Salmons, 1998-02	429
4.	Kevin Presto, 1985-89	412
5.	Thomas Hocker, 1987-90	384
6.	Anthony Harris, 2002-07	330
7.	Michael Gardner, 1991-94	319
8.	Steven Edwards, 1992-96	312
9.	Durand Scott, 2009-pres.	297
10.	Mike Simmons, 1998-03	263
11.	Malcolm Grant, 2009-pres.	264
	Jerome Scott, 1988-92	257
13.	Jack McClinton, 2006-09	239

CAREER CONSECUTIVE GAMES WITH 3-POINT FIELD GOAL MADE

1.	Malcolm Grant, 2010-12	35
	Jack McClinton, 2008-09	35
3.	Steven Edwards, 1994-95	32
4.	Jack McClinton, 2007-08	30
5.	Steven Edwards, 1993	26
6.	Adrian Thomas, 2010-11	20
	Johnny Hemsley, 1998-99	20
	Steven Edwards, 1995-96	20
9.	Marcus Barnes, 2002	17
10.	James Dews, 2007-08	16
11.	Adrian Thomas, 2010	15
	Darius Rice, 2001	15
13.	Malcolm Grant, 2010	14
	Adrian Thomas, 2009	14
	Darius Rice, 2003	14
	James Jones, 2001	14
	Kevin Presto, 1988-89	14
	Steven Edwards, 1994	14
	Steve Frazier, 1994	14

ACC ALL-TIME 3-POINT FIELD GOAL CONSECUTIVE GAMES STREAK

69	Dennis Scott, Georgia Tech	1988 & 1989 & 1990
51	Justin Gray, Wake Forest	2004 & 2005
50	Curtis Staples, Virginia	1995 & 1996 & 1997
45	Cliff Hammonds, Clemson	2006 & 2007 & 2008
43	Rodney Monroe, NC State	1990 & 1991
42	Matt Harpring, Georgia Tech	1995 & 1996
41	Anthony Morrow, Georgia Tech	2007 & 2008
38	Travis Best, Georgia Tech	1992 & 1993
37	Sean Singletary, Virginia	2007 & 2008
37	Trajan Langdon, Duke	1995 & 1996
35	Malcolm Grant, Miami	2011 & 2012
35	J.J. Redick, Duke	2006
35	Jack McClinton, Miami	2008 & 2009
34	Rashad McCants, North Carolina	2004 & 2005
34	Shammond Williams, N. Carolina	1997 & 1998
34	Jason Williams, Duke	2001 & 2002
34	Hubert Davis, North Carolina	1991 & 1992

THE BIG REGG EFFECT

Center Reggie Johnson adds a 6-10, 284-lb presence in the paint, but also has given the Canes an offensive boost in just 11 games. With defenses focusing on Big Regg inside, the perimeter has opened up for UM.

In the first nine games, Miami shot 39.9 from the field and 35.5 from long range. Since Johnson's return, the team has hit 47.8 percent of its shots, knocking down 36.9 percent from distance.

In 11 games with the big man, junior Kenny Kadji has improved from 7.3 points and 4.7 rebounds to 17.1 points and 6.6 rebounds per game. Durand Scott has improved from 30.2 percent shooting to 54.7 percent and Rion Brown improved from 3.3 points at 20.0 percent to 6.9 ppg to 47.1 percent. *For a complete comparison of the Reggie Johnson Effect, see page 12 of the notes.*

SHARING THE SCORING LOAD

Only five Canes have led the team in scoring in a game, but in 10 games, four or more players have scored in double digits, and in seven other games, at least three players notched at least 10 points.

Overall, four Canes are currently averaging at least 10 points per game overall, and in league play.

PLAYERS ON A ROLL

Malcom Grant has scored in double-digits in 12-of-18 games. Until the game at UNC, he had hit a three in 35-straight games, which is 11th in the ACC and ties UM's school record for consecutive games making a trey. Grant has made multiple threes in 13 games, including seven-straight games to start the season. Of

Grant's 32 assists, 18 have come in the past 10 games.

Durand Scott has shot 54.7 percent from the field in the past 11 games after starting the year 26-86 (30.2%) in the first nine games. He has scored double-digit points in 16-of-20 games and has at least three assists in 15 games. He is 22-of-24 at the FT line in the past 10 outings.

Trey McKinney Jones is shooting 46.3 percent from the field in the past 11 games. He has hit at least two threes in 10 games. McKinney Jones has notched 20 of his 35 assists in the past nine games.

Kenny Kadji, in his last 12 games, has recorded four double-doubles and has scored more than 11 points 11 times. He has 28 blocks in the past 13 games and has two or more blocks in 11 games this season. Since Johnson's return, Kadji has averaged 17.1 points, 6.6 rebounds, 2.1 blocks, 58.3 field goal percent and 40.0 three-point percent.

Reggie Johnson has scored in double digits in seven games and pulled down at least seven rebounds in eight of 11 games. He also has 17 assists and 14 blocks in those 11 outings.

Shane Larkin has a steal in 16 of his 19 games, including 23 in the past nine outings, six of which were at UNC. He leads the ACC in steals as a freshman and has knocked down a triple in 13-of-19 games. Against UNCG he hit three treys in a row, then converted three free throws (after being fouled on an attempted three) -- in just 90 seconds. He has 21 assists in the past nine games. Larkin is 20-of-20 at the line the past nine games, including two to seal the win against Clemson.

Rion Brown has shot 48.9 percent from the field and 48.4 percent from three in his past 10 games. He shot 20 percent FG (5-25) and 21.4 percent 3FG (3-14) in his first seven games. He has hit 15 threes in the past 10 games after only knocking down three in the first seven games.

DeQuan Jones has made 50 percent of his shots in 10 outings. He has scored 34 points in the past five games. Jones earned his first start of the year against Maryland, notching five points, four rebounds, two assists, a steal and a block in 31 minutes.

KADJI NOTCHES FOURTH DOUBLE-DOUBLE

Kenny Kadji is the only Cane with a double-double this season, recording four in his first year on the court with UM. In the game vs. NC State, Kadji had 20 points and 11 rebounds. Against Virginia, he recorded 14 points and 10 rebounds. Kadji put up 30 points - 23 in the first half - and 12 rebounds against UNCG for his second double-double in three games. Kadji also had 18 points and 10 rebounds at Charlotte.

GRANT TIES RECORD IN THREES; 11TH IN ACC

Malcolm Grant made a three-pointer in 35-straight games from the Dec. 30, 2009 outing

against Pepperdine until the Jan. 7, 2012 game at Virginia. His 35 tied the Miami school record with former Cane Jack McClinton. The 35 makes are the 11th-best in ACC history, tying Grant with J.J. Redick (Duke) and McClinton.

SCOTT JOINS GRANT IN 1,000 POINT CLUB

With 17 points against UNCG, junior Durand Scott joined teammate Malcolm Grant in the 1,000 Point Club, the 33rd player in Canes history to top the mark. Scott entered the game needing 15 points to reach the milestone. Malcolm Grant scored nine points against FAU to become the Canes' 32nd player to top the mark.

TEN PLAYERS WITH STARTS; EIGHT LINEUPS

Ten Miami players have earned at least one start this season, with Durand Scott as the only Cane to be on the court at tip off in all 20 games.

Coach Jim Larranaga has used eight starting lineups in 20 games so far this season. *See all of the lineups at the bottom of page four of the notes.*

ADDING RETURNERS TO THE LINEUP

When Coach L took over the team in April, he planned on having nine returning scholarship players that accounted for 85.9 percent of the team's scoring and 88.1 of the squad's rebounds in 2010-11.

When the season began in November, only six returners were available as Reggie Johnson, DeQuan Jones and Julian Gamble were sidelined. Coach L started the new year with eight scholarship returners.

See the chart below for the percentage of statistics the 2010-11 returning scholarship players bring to the 2011-12 Canes.

	April '11	Nov. '11	Jan. '12
Scholarship returners	9	6	8
Scoring	85.9	58.6	80.3
Field goals made	86.5	54.5	79.5
Three pointers made	67.1	66.4	67.1
Free throws made	93.7	67.8	89.9
Assists	93.0	76.9	88.7
Steals	91.6	67.0	84.7
Rebounds	88.1	36.8	78.7
Blocks	92.7	22.6	68.5

CANES FIRE UP THE NETS

In Miami's past 11 games, the Canes have averaged a 47.8 percent clip from the field. In those 11 games, UM averaged 76.2 ppg, up from the 67.2 average in their first nine outings.

Against FAU, Miami hit 31-of-50 (62%) from the field and 14-of-20 (70%) from beyond the arc. At Charlotte, the Canes shot 54.0 percent (27-50) from the field and 42.1 percent (8-19) from distance. Versus Appalachian State, Miami was 54.9 percent (28-51) from the field and 43.8 percent (7-16) from the three-point

line. Against UNCG, hit 31-of-59 (52.5%) from the field and 7-of-20 (35.0) from long range.

NEW LINEUP SPARKS REBOUNDING NUMBERS

With the addition of big men Reggie Johnson and DeQuan Jones, the Canes have outrebounded seven of their past 10 opponents after coming up short in the rebounding battle in eight of the first 10 games. Miami outrebounded Charlotte 38-30, the first time the Canes outrebounded an opponent since the game at Purdue. The +9 against UNCG was the second-highest differential of the season, behind UM's +16 (42-26) against Tennessee Tech in the season opener.

LARKIN SCORES 12 IN 1:27

Freshman Shane Larkin scored 12 consecutive points during a 1:27 span that helped the Hurricanes rally from a seven-point deficit early in the second half against UNCG. Larkin hit three 3-pointers and converted three free throws after being fouled on an attempted 3-pointer with 13:54 remaining. Larkin's free throws put Miami ahead for good at 68-67.

CANES INCOMPLETE ROSTER

Miami has had a complete roster of uninjured players for only five practices this season. The Canes were without center Reggie Johnson for the first nine games this season, then DeQuan Jones joined the team for the 11th game of the year, but Malcolm Grant missed two games due to a death in the family. Since Dec. 17, Garrus Adams missed five games due to a lower extremity injury, had surgery on Jan. 19 and will be out 4-6 weeks. Julian Gamble is out for the season with a knee injury and Bishop Daniels will redshirt this season.

	Games Missed	Reason
DeQuan Jones	10	Ineligible
Reggie Johnson	9	Knee surgery
Garrus Adams	10+	Surgery on Jan. 19, 2012
Malcolm Grant	2	Death in the family
Rion Brown	2	Illness
Shane Larkin	1	Ineligible
Durand Scott	0	Wrist injury 1/7 Groin injury 1/18
Shane Larkin	0	Hip injury 1/7
Julian Gamble	all	Knee surgery
Bishop Daniels	all	Toe injury - redshirt

LEARNING THE SYSTEM

Along with understanding the expectations of the new coaching staff, the Canes are learning an entirely new system under Coach Larranaga. Miami is playing man-to-man a majority of this season's possessions after playing 2-3 zone primarily in the 2009-10 season. Larranaga has also added his Scramble defense to the Canes' playbook, which has been used multiple times this season. With injuries to the big men, the team also worked without a true back-to-the-basket center,

and has played many possessions with a smaller, four-guard lineup.

GRANT OUT FOR A PAIR OF GAMES

Senior guard Malcolm Grant did not play against Charlotte or Appalachian State following a death in his family on Dec. 22. Grant was with the team on Dec. 30, but did not dress for the game.

REGGIE JOHNSON RETURNS TO THE COURT

Junior center Reggie Johnson stepped on the court for the first time this season just six minutes into the game against FAU. Johnson ended the night with 15 points, nine rebounds, five assists, five blocks and a steal. He was 4-of-6 from the field. Against the Owls, Johnson missed his first shot, but on the next possession, ran the court after a UM turnover and blocked the FAU shot attempt off the glass. The next play Johnson grabbed the defensive rebound for the Canes.

Johnson was cleared by doctors prior to the game against Florida Atlantic University. Johnson successfully underwent surgery on June 30 to repair a torn meniscus in his right knee. He injured the knee during a pick-up game with teammates on June 27 and underwent a MRI on June 28. University of Miami team physician Dr. Bryson Lesniak, M.D., performed the surgery on June 30, which revealed the extent of the injury.

JONES ELIGIBLE FOR 2011-12

On December 20, the University of Miami, after consultation with the NCAA, announced that senior basketball player DeQuan Jones could return to competition immediately. Jones traveled to Charlotte on Dec. 21 and notched seven points, six rebounds and a block in 18 minutes against the 49ers the next day.

In October, Miami announced that Jones would not participate in competition during the 2011-12 men's basketball season as the NCAA and University continued their joint investigation.

KADJI NAMED GAME MVP AT ORANGE BOWL

Junior Kenny Kadji was named the MetroPCS Orange Bowl Basketball Classic MVP of the game. He was 7-of-11 from the field, including his second-straight game hitting 3-of-3 from the arc, on his way to a career-high 21 points. Kadji also was 4-of-5 from the FT line and had three rebounds, a trio of blocks and a pair of steals.

CANE HOOPER NAMED TO PRO BOWL

Former Cane hooper Jimmy Graham (2005-09) was one of five New Orleans Saints to be named to the 2012 NFL Pro Bowl.

Graham, a tight end, had 12 receptions for 158 yards and three touchdowns in the postseason for the Saints. In two years with New Orleans, Graham has 142 recep-

tions for 1,824 yards and 19 touchdowns.

With 1,310 regular season receiving yards, Graham broke Kellen Winslow's 31-year-old NFL record of 1,290 receiving yards in a season by a tight end. But New England Patriots tight end Rob Gronkowski, notched 1,327 yards this season to put his name atop the record listing.

At Miami, Graham played basketball from 2005-2009, graduated with a double major in marketing and management, then joined the 2009 football team while taking graduate classes. That season he totaled 17 receptions for 213 yards and five touchdowns. Graham averaged 4.2 ppg, shooting 49.5 percent from the field, and 4.2 rpg in 120 games in his four years with the Miami men's basketball team.

CANES WEARING LEBRON COLORWAYS

The University of Miami was one of three university basketball teams to hit the court on October 14 in their own colorways of the new Nike LEBRON 9. The Hurricanes are playing in white/white/gorge green/total orange this season. Miami's colorway shoe became available on retail on Nov. 29. Light yet powerful, like its namesake, LeBron James -- and designed in conjunction with his insight -- the LEBRON 9 is the first shoe to integrate Flywire technology and Hyperfuse construction in the upper for superior support. The shoe also combines Max Air 180 and a Nike Zoom unit for comfort and responsiveness.

MIAMI IS A TOP ACADEMIC INSTITUTION

Already the top academic institution in the state of Florida and a world-renowned research institution, the University of Miami and its Department of Athletics are building upon its reputation for developing world-class students. In the 2012 edition of the U.S. News & World Report's annual issue, the University of Miami rose to number 38 - up from 47 last year, a nine-point rise. UM remains the highest ranked school in the state of Florida.

GRANT JOINS 1,000-POINT CLUB

Senior guard Malcolm Grant scored nine points against FAU to become the Canes' 32nd player to score 1,000 points. Grant entered the game with 992 points in three seasons with the Hurricanes. In his first season, Grant notched 318 points in 33 games (8 starts), then drained 532 points last season in 36 games.

MIAMI SHOOTS 70 PERCENT FROM LONG RANGE

The Canes hit 70 percent (14-20) from long range against FAU, topping their previous season high of 47.1 percent (8-17) against UMass on Dec. 3, 2011. Since the 2005-06 season, Miami's top three-point percentage was 63.2 (12-19) against Maryland on Jan. 7, 2006.

Miami drained 14 three pointers in the game, the most since the 2009-10 season when the Canes hit 14 against Nova Southeastern (11/16/09), then 15

against South Carolina State (12/12/09).

ONLY SIX CANES WITH GAMETIME EXPERIENCE

When Coach Larranaga took the head coaching job at Miami in April, he had 10 returners from the 12-man roster that went 21-15 last season. But as of the first game in November, only six scholarship returners were available to play and only four played more than 15 minutes per game a season ago. Coach L also looked forward to four newcomers, but only three of those players are available this season.

Those first six players combined for 54.5 percent of last year's field goals, 66.4 percent of three-pointers, 67.8 percent of free throws, 76.9 percent of assists and 67.0 percent of steals, but only 36.8 percent of rebounds, 22.6 percent of blocks and 58.6 percent of scoring.

After last season's NIT run, Miami had lost just one player in sixth-year forward Adrian Thomas and looked to return 85.9 percent of its scoring - including 93.7 percent of free throws and 67.1 percent of three-pointers - 93.0 percent of assists, 92.7 percent of blocked shots, 91.6 percent of steals and 88.1 percent of rebounding.

LARKIN EARNS ACC ROOKIE OF THE WEEK

True freshman Shane Larkin earned ACC Rookie of the Week honors on Dec. 5 after averaging 15.0 points, 2.0 assists and 2.0 rebounds in two games the previous week. Larkin, who played high school ball at Dr. Phillips in Orlando, was 6-of-7 from long range (85.7%), hitting 9-of-18 overall from the field, and a perfect 6-of-6 at the line overall.

Against Purdue, he was 4-of-4 from long range and hit both of his free throws for 16 points. He also added two assists in 21 minutes on the court. In that game, Larkin scored 13 of Miami's 15 points from 14:27 to 10:45 in the second half. During that span, Larkin hit a trio of threes, a jumper and two free throws.

Larkin earned his first-career start against UMass on Dec. 3, notching 14 points - including a pair of threes and four free throws - to go along with four rebounds, two assists, a steal and a block in Miami's victory.

CANES WIN 100TH AT BANKUNITED CENTER

The Hurricanes are 9-2 in the BankUnited Center this season after going 13-4 at home in 2010-11. UM is 104-46 overall at the arena since it opened in the 2002-03 season. Miami has compiled a 90-33 record at home since joining the ACC for the 2004-05 season. The Hurricanes have notched double-digit home wins at the BankUnited in four-straight seasons.

SCOTT LEADS IN SCORING DESPITE NO FG

Junior guard Durand Scott led the Canes in scoring against UMass by hitting 16-of-18 free throws. Scott was 0-of-6 from the field, but filled the stat sheet with six assists, six rebounds and a steal in 36 minutes on the court. It's the most points scored by a Division I player without a field goal since Binghamton's Sebastian Hermenier's 17 against Vermont in 2006. Scott's total is the most by a major conference player without a field goal since Indiana's Michael Lewis also scored 16 against Minnesota in 1998.

LARKIN NETS 13 POINTS IN FOUR MINUTES

Freshman guard Shane Larkin scored 13 of Miami's 15 points from 14:27 to 10:45 in the second half at Purdue. In that span, Larkin hit a trio of threes, a jumper and two free throws. Trey McKinney Jones broke up Larkin's streak with a jumper at 12:55.

LARKIN BEGAN WITH THREE IN A TRIO OF GAMES

Shane Larkin scored three points in his first possession each of his first three games with the Canes. In his debut, Larkin drained a three moments after he stepped on the court for the first time in a collegiate game. Against UNF, Larkin made a nice driving layup, then hit the and-one free throw for his first three points of the game. Against FGCU, Larkin again drained a long ball for his first points of the game.

NCAA GRANTS LARKIN A WAIVER

On Nov. 15, freshman Shane Larkin received an NCAA waiver that allowed him to compete immediately for the men's basketball team. Larkin originally committed to DePaul in 2010, but was granted a release from the school in August 2011. Larkin averaged 18.8 points, 6.4 rebounds, 6.3 assists and 3.5 steals per game as a senior at Dr. Phillips High in Orlando. A two-time all state player, he was also runner up for the 6A Player of the Year as a junior and senior. His high school resume landed him among the top 20 point guards in the country by Scout.com and earned him a No. 72 national ranking.

GAMBLE OUT FOR SEASON

In August senior Julian Gamble tore the Anterior Cruciate Ligament (ACL) in his left leg and will miss the entire 2011-12 men's basketball season. A team leader, Gamble started 13 games in 2010-11 and averaged 3.8 points, 4.0 rebounds and 0.8 blocks per game. The Canes now have two post players injured in Gamble and junior center Reggie Johnson.

CANES POST SECOND-BEST TEAM GPA

In the spring of 2011, the men's basketball team posted its second-best spring team GPA in the history of the program. Senior Julian Gamble earned a 4.0 GPA for the fall 2010 semester while Eric Swoope, Adrian

Thomas, Justin Heller and Ryan Quigtar registered a 3.0 or better to be named to the 55th Annual ACC Honor Roll. Swoope and Thomas were also listed on the 2011 All-ACC Academic Men's Basketball Team.

2010-11 REVIEW

The Hurricanes closed the 2010-11 season with a 21-15 overall record, having won nine of their last 15 games, and advancing to the quarterfinals of the National Invitation Tournament for the second time in program history. The 2011 Canes finished at No. 69 in the final NCAA RPI with a strength of schedule ranked No. 41 by RealTimeRPI.com and No. 43 by CollegeRPI.com. Last season, Miami registered wins over NCAA Tournament teams West Virginia and Akron, as well as NIT teams Boston College (twice), McNeese State, Florida Atlantic and Missouri State. 117 while Scott added 113.

CANES IN THE ACC - after games on Feb. 2

Malcolm Grant	3pt FG Made/Game	3rd	2.4
	Scoring	12th	13.3
	3pt FG Percent	6th	33.8
	Minutes Played	7th	32.6
Durand Scott	Scoring	13th	12.6
	Rebounding	25th	5.0
	Assists	6th	3.6
	Free Throw Percentage	9th	80.7
	Assist/Turnover Ratio	3rd	2.1
	Minutes Played	1st	34.8
Shane Larkin	Steals	1st	1.9
Kenny Kadji	Rebounds	16th	5.7
	Blocks	5th	1.8
	Scoring	19th	12.5

MIAMI IN THE ACC - after games on Feb. 2

	UM Rank	Actual	ACC Leader
Scoring Offense	4th	72.2	UNC 84.9
Scoring Defense	7th	67.4	UVA 51.1
Scoring Margin	8th	+4.7	UNC +17.5
Free Throw Percentage	2nd	73.8	VT 74.6
Field Goal Percentage	6th	44.3	Duke 48.8
FG Percentage Defense	7th	42.0	FSU 37.0
3-Pt FG Percentage	2nd	36.3	Duke 40.0
3-Pt FG Pct. Defense	9th	33.8	VT - 26.8
Reb Margin	10th	-0.5	UNC +11.8
Blocked Shots	8th	4.1	UNC 6.5
Assists	6th	12.4	UNC 18.1
Steals	5th	6.8	FSU 8.9
Turnover Margin	4th	+0.9	CU +2.3
Assist / Turnover Ratio	6th	1.0	UNC 1.4
Off Rebounds	9th	10.1	UNC 16.0
Def Rebounds	8th	24.1	UNC 30.3
3-Pt Made	2nd	7.5	Duke 7.9

MILESTONES ON THE HORIZON

300 Assists
Durand Scott - 297 assists
Malcolm Grant - 264 assists

200 Three Pointers Made
Malcolm Grant - 199 3FGM

300 Free Throws Made
Durand Scott - 281 FTM

DOUBLE-DOUBLES in 2011-12

Kenny Kadji
12/22/11 at Charlotte 18 pts. 10 reb.
01/02/12 vs. UNCG 30 pts. 12 reb.
01/07/12 at Virginia 14 pts. 10 reb.
01/22/12 vs. NC State 20 pts. 11 reb.

MIAMI IN NCAA STATS As of Jan. 30

Category	Rank	Actual	National Leader	Actual
Won-Lost Percentage (338 ranked)	109	63.2	Murray St.	100.0
Scoring Offense (338 ranked)	110	71.2	North Carolina	84.9
Scoring Defense (338 ranked)	160	66.5	Wisconsin	49.6
Scoring Margin (338 ranked)	119	4.7	Ohio St.	21.7
Field-Goal Percentage (338 ranked)	137	44.4	Creighton	51.4
Field-Goal Percentage Defense (338 ranked)	142	42.1	Wisconsin	36.3
Three-Point Field Goals Per Game (338 ranked)	66	7.4	Florida	10.6
Three-Point Field-Goal Percentage (338 ranked)	71	36.8	Creighton	44.9
Three Pt FG Defense (338 ranked)	205	34.7	Drexel	24.8
Free-Throw Percentage (338 ranked)	35	73.8	Weber St.	79.9
Rebound Margin (338 ranked)	210	-0.6	North Carolina	11.7
Assists Per Game (338 ranked)	241	12.1	Iona	19.2
Assist Turnover Ratio (338 ranked)	128	1.0	Florida	1.55
Blocked Shots Per Game (338 ranked)	95	4.1	Kentucky	9.3
Steals Per Game (338 ranked)	170	6.7	Syracuse	10.3
Turnovers Per Game (338 ranked)	41	12.1	Wisconsin	8.9
Turnover Margin (338 ranked)	143	0.8	Syracuse	7.2
Personal Fouls Per Game (338 ranked)	74	16.9	Mississippi St.	13.4

HURRICANES IN NCAA STATS As of Jan. 30

Category	Player	Rank	Actual	National Leader	Actual
Three-Point FG Per Game (250 ranked)	Malcolm Grant	84	2.4	John Jenkins, Vandy	3.9
Free-Throw Percentage (250 ranked)	Durand Scott	107	81.4	Robby Ptacek, CConSt	92.4
Assists Per Game (250 ranked)	Durand Scott	230	3.4	Scott Machado, Iona	9.9
Blocked Shots Per Game (250 ranked)	Kenny Kadji	68	1.8	Anthony Davis, Ky	4.6
Steals Per Game (250 ranked)	Shane Larkin	74	1.9	Fuquan Edwin, S.Hall	3.1
Assist Turnover Ratio (250 ranked)	Durand Scott	76	2.03	Randy Davis, BallSt	3.67

30-POINT GAMES

Kenny Kadji
30 01/02/12 vs. UNC Greensboro

20-POINT GAMES

Malcolm Grant
26 12/04/10 vs. West Virginia
25 12/22/10 vs. Rice
23 03/16/11 vs. FAU
23 01/23/11 at NC State
23 11/12/10 vs. Jacksonville
22 12/30/10 vs. Pepperdine
22 11/25/11 at Ole Miss
21 11/22/11 vs. FGCU
20 01/19/11 vs. Florida State
20 11/27/10 at FGCU

Reggie Johnson

25 02/09/11 at Wake Forest
22 03/11/10 vs. Wake Forest
22 01/02/11 at Duke
21 12/23/10 vs. Akron
20 01/23/11 at NC State

Kenny Kadji

30 01/02/12 vs. UNC Greensboro
21 01/24/12 at Georgia Tech
21 12/17/11 vs. FAU
20 01/22/12 vs. NC State

Durand Scott

29 03/02/10 at North Carolina
27 11/30/10 vs. Ole Miss
24 02/01/12 vs. Maryland
24 01/08/11 at Clemson
21 01/30/11 at Virginia Tech
21 03/13/10 vs. Duke
20 03/21/11 vs. Missouri State
20 11/15/10 at Memphis
20 11/12/10 vs. Jacksonville
20 12/02/09 vs. Minnesota

CANES IMPROVE STRENGTH AND SPEED

Miami adapted to many changes in the past few months with the addition of coaches and new philosophies. Now the team is learning how basketball is not just about playing defense and shooting a basketball, it's also about the weight room. Since Strength and Conditioning Coach Jim Krumpo joined the staff in the spring, the men's basketball team has increased its strength and speed exponentially. The players were first tested in various strength and agility tests in late May, then were checked again the first week of October. Within those five months, the Canes tremendously improved their team averages on the one-step vertical jump (two inches), the bench press average maximum (26 pounds), the 185 test (3.7 reps) and the mile run (90 seconds). Individually, Malcolm Grant and DeQuan Jones each added four inches to their one-step vertical jump, closely followed by a 3.5-inch increase by Garrius Adams. Four players - Raphael Akpejori, Rion Brown, DeQuan Jones and Trey McKinney Jones - increased their leg press weight by 180 pounds and three players - Akpejori, Reggie Johnson and Jones - added 50 pounds to their bench press maximums. In the 185 test, bench pressing 185 pounds as many times as possible, Johnson upped his mark by eight reps and Adams added seven more up-and-downs. Adams and Jones also had major improvements in the chin up (body weight plus weight attached to a belt), notching 69 more pounds per pull up than their previous mark. In the mile run, Justin Heller and Durand Scott each knocked off at least three minutes from their original time, while Jones took two fewer minutes on his second testing. Akpejori ran a team-best mile with a time of 5:22, closely followed by Rion Brown at 5:23.

TWO HIGH SCHOOL SENIORS SIGN NLI WITH CANES

High school seniors Melvin Johnson and Tonye Jekiri have each signed a National Letter of Intent with the University of Miami men's basketball program, head coach Jim Larranaga announced. Jekiri, a 6-11, 220-pound center from Nigeria, is a local product from Hialeah's Champagnat Catholic School. Johnson is a 6-3, 188-pound guard from the Bronx, N.Y., who plays high school ball at St. Benedict's Prep (N.J.).

Jekiri is rated the 17th-best center in the country by ESPN.com and No. 13 by Scout.com. The big man can play with his back to the basket or step out for a 10-12-foot shot, and he can run the floor like a guard. A native of Nigeria, Jekiri moved to South Florida in September 2010 to begin his basketball career. He averaged 14 points and 10 rebounds per game last season with Champagnat, his first year of organized hoops. On the AAU circuit, he played with Team Breakdown over the summer, where he dominated at the Source Hoops Elite Camp and led Team Breakdown to championships in the Breakdown Hoops Festival and the Big Shots Myrtle Beach I. Jekiri chose Miami over considerations from Virginia Tech, Clemson, Florida State, Auburn, Vanderbilt and Alabama.

Also complementing Miami for the 2012-13 season will be Melvin Johnson, a senior guard at St. Benedict's Prep in Newark, N.J. Johnson is rated by ESPN.com as the 44th-best shooting guard in the country in 2012 and ESPNU ranks him No. 51 nationally, and ninth in New York, at the point guard position. He is a deadly spot-up shooter who can stretch opposing defenses and will contribute to Miami's uptempo offensive attack as a combo guard. Johnson traveled the AAU circuit with the Long Island Lightning, earning the MVP of the Hoop Group Elite Camp Session I. Johnson began his prep career with current Canes guard Durand Scott at Rice High in Harlem, but when the school closed last year, Johnson moved to St. Benedict's. Johnson chose Miami over Virginia Tech, Georgetown, South Florida, Dayton and College of Charleston.



BANKUNITED CENTER

Opened in 2003, the BankUnited Center, which seats 7,200 fans for basketball games, is located on the University of Miami's beautiful Coral Gables campus. The venue also hosts concerts, trade shows, lecture series and sporting events, in addition to serving as the home to the Hurricanes' men's and women's basketball teams.

Over the last three seasons, the Hurricanes have established home court dominance, winning 51 games at the "BUC" — including a school-record 14-2 mark in 2007-08 and memorable victories over No. 4/5 Duke, No. 6/7 Wake Forest and No. 20/20 Georgia Tech.

With its grand opening in January of 2003 — a 64-61 overtime win over North Carolina, the BankUnited Center became the University's first on-campus venue with seating to accommodate large events offering an ideal capacity for concerts, conferences, lecture series, banquets and more. It significantly increases the University of Miami's collegiate experience for its students by allowing on-campus events such as commencements, sports, convocations and pep rallies. The

community also benefits from the venue's utilization as a showcase for a host of family shows and other special activities.

The BankUnited Center has 25 suites. Each suite is equipped with 12 box seats with three additional bar stools, a lounge area, television and phones, along with a kitchen area with a bar and refrigerator.

The BankUnited Center is managed by Global Spectrum. The Philadelphia-based company is part of one of the world's largest sports and entertainment companies, Comcast-Spectacor, which also owns the Philadelphia 76ers (NBA) and the Philadelphia Flyers (NHL).

THE FIELDHOUSE

The newest addition to Miami athletics opened in March of 2009, with the debut of the Hurricanes' on-campus practice facility. The 29,000-square foot facility is conveniently located immediately adjacent to the BankUnited Center, alongside the Hurricanes 100 Room north of the arena. The new facility houses several full-size practice courts, as well as a multi-purpose room to host a variety of events — including the Miami Heat's 2010 Media Day.

Miami basketball players have access to the secure facility 24 hours a day, allowing the Hurricanes court time at any time all-year round. UM players use the facility for both conditioning and practice sessions, as well as for individual workouts and pick-up games.

The Fieldhouse was also honored for its sustainability components, earning the LEED® Gold designation established by the U.S. Green Building Council and verified by the Green Building Certification Institute (GBCI). The facility achieved the certification specifically for its energy use, lighting, water and material use as well as incorporating a variety of other sustainable strategies. By using less energy and water, LEED certified buildings save money for businesses and taxpayers; reduce greenhouse gas emissions; and contribute to a healthier environment for residents, workers and the larger community.



IN THE NEWS

CANES VISIT LORRAINE MOTEL WHERE MLK WAS ASSASSINATED

On Nov. 26, the University of Miami men's basketball team visited the Lorraine Motel in Memphis, Tenn., where Martin Luther King, Jr. was assassinated on April 4, 1968. The building is now attached to the National Civil Rights Museum.

"I was there when I was in middle school, so it was interesting to go back again," said Erik Swoope, who has been studying the incident in his African American studies class at Miami. "It's shocking to see how easy it all happened. When I went through the museum, it showed how everything developed. It's mind-blowing that something like that happened to him when he was focused on doing everything in a peaceful way. It was a very sad time."

Miami stayed in Memphis after Friday's game at Ole Miss. The players and staff made an early pit stop to visit the motel on their way to the airport, receiving a quick history lesson on its way to West Lafayette, Ind., for a Tuesday matchup with Purdue.

"It meant a lot to me and to the team to be there because of the history," said Garrus Adams. "It was great to see in person for the first time. I especially liked the quotes from Martin Luther King on the plaques around the hotel and just seeing where history happened."

GRANT CANDIDATE FOR SENIOR CLASS AWARD

Senior guard Malcolm Grant joins 60 NCAA® men's and women's basketball student-athletes who excel both on and off the court as candidates for the 2011-12 Lowe's Senior CLASS Award.

To be eligible for the award, a student-athlete must be classified as an NCAA Division I senior and have notable achievements in four areas of excellence – community, classroom, character and competition. The complete list of candidates follows this release.

Grant, from Brooklyn, N.Y., is a Preseason All-ACC Player who led the ACC in three-point percentage, three-pointers made and free throw percentage, earning third team All-ACC honors.

An acronym for Celebrating Loyalty and Achievement for Staying in School®, the Lowe's Senior CLASS Award focuses on the total student-athlete and encourages students to use their platform in athletics to make a positive impact as leaders in their communities.

LARRANAGA INDUCTED INTO NYC HALL OF FAME

Coach Jim Larranaga was inducted into the New York City Basketball Hall of Fame on Sept. 22, 2011, in a ceremony held at the New York Athletic Club on Central Park South at 59th Street.

Born in the Bronx, N.Y., Larranaga built the George Mason Patriots' program into a perennial contender in the highly-regarded Colonial Athletic Association, winning more games than any other coach in program and conference history (273) en route to three conference titles (2008, 2001, 1999).

Larranaga was joined at the 2011 induction ceremony by Donnie Walsh, former New York Knicks President; longtime Knicks trainer Mike Saunders; former Knick John Warren; a member of the Knicks 1969-70 NBA championship team, the late Lloyd "Sonny" Dove; Debbie Mason, the former All-America from Queens College known as "Lady Pearl"; Tom Henderson, an all-city performer from DeWitt Clinton H.S. in the Bronx; and former Fordham All-America Kenny Charles.

The New York City Basketball Hall of Fame, founded in 1990, includes a number of basketball legends. The Hall of Fame's 1990 charter class included Kareem Abdul-Jabbar, Red Auerbach, Bob Cousy, Clair Bee, Billy Cunningham, Pop Gates, Connie Hawkins, Dick McGuire and Adolph Schayes.

GRAHAM RECIPIENT OF THE 2011 ED BLOCK COURAGE AWARD

The New Orleans Saints announced today that second-year tight end Jimmy Graham has been voted by his teammates as the 2011 recipient of the Ed Block Courage Award.

Graham, a 6-6, 260 pound native of Goldsboro, N.C., graduated from the University of Miami with degrees in both marketing and management in 2009. He was selected by the Saints in the third round of the 2010 NFL Draft after playing just one year of college football. Prior to that, Graham was a four-year letterman for the Hurricanes in basketball. Graham spent portions of his childhood living in a group home before being taken in by a legal guardian, Rebecca Vinson. Despite putting herself through nursing school and overcoming financial struggles of her own, Vinson helped mentor and stress the importance of education to Graham while providing him with a caring home.

The Ed Block Courage Award Foundation is dedicated to improving the lives of neglected children and ending the cycle of abuse. The purpose is to raise Awareness and Prevention of child abuse. That objective is coupled with the Foundation's commitment to celebrating players of inspiration in the NFL.

Since its inception the Foundation through its charter with the Courage House National Support Network for Kids, and an affiliation with the National Football League and Professional Football Athletics Trainers Society has helped to provide hope to countless children and raised millions of dollars.

"The Ed Block Courage Award is one of the most prestigious awards an NFL player receives because it is voted on by his peers," said Saints' Head Athletic Trainer Scottie B. Patton. "The award is a testament to overcoming adversity, whether it is through setbacks on the field or through challenges they have overcome in their lives. Jimmy has touched the lives of so many people he has come into contact with in his short time here and we all recognize and pay tribute to the amazing contributions he has made to our organization."

Graham currently leads the Saints' in receptions (67), receiving yards (967) and touchdowns (eight). Graham is the second-leading receiver in the NFL, trailing only New England Patriots WR Wes Welker (82) in receptions.

Graham will be honored, along with recipients of the other 31 NFL teams, at the Ed Block Courage Awards in Baltimore, Maryland 2012.

UM ALUM WILL ALLEN RECEIVES NCAA'S HIGHEST HONOR

Former University of Miami basketball player Will Allen has been recognized as a Theodore Roosevelt Award winner by the NCAA.

Allen graduated from the University of Miami with a B.A. in physical education and went on to be drafted No. 60 overall in the fourth round of the 1971 NBA Draft by the Baltimore Bullets. After a short career in the ABA and playing professionally in Belgium, Allen started a career in marketing with Proctor and Gamble. In 1993, he left Proctor and Gamble and purchased Growing Power, a plant nursery on the north side of Milwaukee, Wis. The Rockville, Md., native has since been recognized as a leader in the industry of urban farming and sustainable food production.

The "Teddy" award is the highest honor the NCAA bestows upon individuals.

Named after President Theodore Roosevelt, whose concern for the conduct of intercollegiate athletics led to the formation of the NCAA in 1906, this annual award is given to an individual "for whom competitive athletics in college and attention to physical well-being thereafter have been important factors in a distinguished career of national significance and achievement."

CONSECUTIVE WINS TO START CAREER AS ACC HEAD COACH <i>(Current Coaches Only)</i>				MOST CONSECUTIVE WINS TO START ACC COACHING CAREER <i>(School ACC Member At Time Of Debut)</i>		
Wins Starting				Starting		
In Row	Head Coach	School	Season	Wins	Coach, School	Starting Season
6	Roy Williams	UNC	2004	17	Bill Guthridge, NC	1998
4	Jim Larranaga	Miami	2012	10	Rick Barnes, C	1995
3	Brad Brownell	Clem	2011	6	Roy Williams, NC	2004
3	Leonard Hamilton	FSU	2003	6	Bucky Waters, D	1970
3	Mark Gottfried	NCS	2012	5	Sidney Lowe, NCS	2007
2	Steve Donahue	BC	2011	5	Herb Sendek, NCS	1997
2	Mike Krzyzewski	D	1981	4	Jim Larranaga, Miami	2011
2	Brian Gregory	GT	2012	4	Steve Robinson, FSU	1998
2§	Seth Greenberg	VT	2004	4	Dino Gaudio, WF	2008
1	Mark Turgeon	Md	2012	4	Skip Prosser, WF	2002
1	Tony Bennett	UVa	2010			
0	Jeff Bzdelik	WF	2011			

§ Year prior to school joining ACC.

Without Reggie Johnson - 5-4 (first nine games)

#	Player	gp-gs	min	avg	Total		3-Point		F-Throw		Rebounds				pts	avg						
					fg-fga	fg%	3fg-fga	3fg%	ft-fa	ft%	off	def	tot	avg			pf	dq	a	to	blk	stl
03	Malcolm Grant	9-9	301	33.4	46-120	.383	26-71	.366	24-32	.750	1	24	25	2.8	14	0	12	13	0	7	142	15.8
01	Durand Scott	9-9	310	34.4	26-86	.302	6-19	.316	49-64	.766	11	34	45	5.0	18	0	33	13	4	5	107	11.9
00	Shane Larkin	8-2	183	22.9	22-54	.407	10-24	.417	12-13	.923	4	16	20	2.5	14	0	17	15	1	12	66	8.3
04	Trey McKinney Jones	9-4	228	25.3	27-63	.429	11-34	.324	7-8	.875	7	37	44	4.9	24	1	15	13	0	6	72	8.0
35	Kenny Kadji	9-6	187	20.8	26-54	.481	3-5	.600	11-24	.458	14	28	42	4.7	18	1	6	13	14	5	66	7.3
25	Garrius Adams	8-6	199	24.9	17-43	.395	11-29	.379	9-16	.563	8	23	31	3.9	13	1	9	10	1	8	54	6.8
21	Erik Swoope	9-7	219	24.3	21-36	.583	0-1	.000	5-12	.417	18	15	33	3.7	33	2	7	6	8	8	47	5.2
15	Rion Brown	7-0	91	13.0	5-25	.200	3-14	.214	10-12	.833	5	9	14	2.0	3	0	2	7	1	1	23	3.3
10	Raphael Akpejori	9-2	107	11.9	9-18	.500	0-0	.000	10-16	.625	16	7	23	2.6	20	0	2	6	9	2	28	3.1
Team											19	16	35					4				
Total.....		9	1825		199-499	.399	70-197	.355	137-197	.695	103	209	312	34.7	157	5	103	100	38	54	605	67.2
Opponents.....		9	1825		210-491	.428	55-169	.325	115-174	.661	105	220	325	36.1	178	5	104	118	39	41	590	65.6

With Reggie Johnson - 8-3

#	Player	gp-gs	min	avg	Total		3-Point		F-Throw		Rebounds				pts	avg						
					fg-fga	fg%	3fg-fga	3fg%	ft-fa	ft%	off	def	tot	avg			pf	dq	a	to	blk	stl
35	Kenny Kadji	10-10	321	32.1	63-108	.583	10-25	.400	35-47	.745	22	44	66	6.6	24	1	7	19	21	6	171	17.1
01	Durand Scott	11-11	387	35.2	64-117	.547	7-22	.318	22-24	.917	15	39	54	4.9	24	2	39	21	1	14	157	14.3
03	Malcolm Grant	9-9	276	30.7	29-88	.330	18-59	.305	21-27	.778	1	19	20	2.2	11	0	20	17	0	9	97	10.8
42	Reggie Johnson	11-10	293	26.6	42-85	.494	1-1	1.000	29-38	.763	19	53	72	6.5	39	1	17	19	14	8	114	10.4
15	Rion Brown	11-0	222	20.2	24-51	.471	16-34	.471	12-16	.750	6	17	23	2.1	17	0	6	9	0	5	76	6.9
04	Trey McKinney Jones	11-8	287	26.1	25-54	.463	13-33	.394	10-12	.833	6	33	39	3.5	24	0	20	15	2	9	73	6.6
00	Shane Larkin	11-5	282	25.6	19-53	.358	11-32	.344	23-24	.958	4	24	28	2.5	16	0	31	26	1	25	72	6.5
05	DeQuan Jones	10-1	161	16.1	25-50	.500	2-5	.400	12-22	.545	13	23	36	3.6	16	0	2	10	3	5	64	6.4
25	Garrius Adams	2-0	14	7.0	1-2	.500	1-2	.500	0-0	.000	0	2	2	1.0	3	0	2	2	0	0	3	1.5
10	Raphael Akpejori	5-0	16	3.2	3-4	.750	0-0	.000	0-1	.000	1	1	2	0.4	5	0	0	0	0	0	6	1.2
21	Erik Swoope	8-1	37	4.6	1-7	.143	0-1	.000	3-4	.750	1	3	4	0.5	8	0	0	0	2	1	5	0.6
11	Ryan Quigtar	4-0	2	0.5	0-0	.000	0-0	.000	0-0	.000	0	0	0	0.0	0	0	0	0	0	0	0	0.0
12	Justin Heller	3-0	2	0.7	0-0	.000	0-0	.000	0-0	.000	0	2	2	0.7	0	0	0	1	0	0	0	0.0
Team											11	13	24					6				
Total.....		11	2300		296-619	.478	79-214	.369	167-215	.777	99	273	372	33.8	187	4	144	145	44	82	838	76.2
Opponents.....		11	2300		270-652	.414	75-216	.347	144-207	.696	131	239	370	33.6	184	8	147	145	28	88	759	69.0

Last Five Games 4-1

#	Player	gp-gs	min	avg	Total		3-Point		F-Throw		Rebounds				pf	dq	a	to	blk	stl	pts	avg	
					fg-fga	fg%	3fg-fga	3fg%	ft-fa	ft%	off	def	tot	avg									
35	Kenny Kadji	4-4	129	32.2	26-47	.553	3-11	.273	14-17	.824	10	17	27	6.8	12	1	7	6	10	4	69	17.3	
01	Durand Scott	5-5	174	34.8	30-51	.588	4-8	.500	3-4	.750	8	24	32	6.4	15	2	20	8	1	10	67	13.4	
03	Malcolm Grant	5-5	153	30.6	19-54	.352	13-38	.342	16-18	.889	0	10	10	2.0	3	0	11	9	0	6	67	13.4	
42	Reggie Johnson	5-5	128	25.6	20-40	.500	1-1	1.000	11-13	.846	6	22	28	5.6	19	1	7	8	5	3	52	10.4	
05	DeQuan Jones	5-1	94	18.8	14-28	.500	1-3	.333	5-9	.556	7	8	15	3.0	8	0	2	3	2	4	34	6.8	
04	Trey McKinney Jones	5-2	126	25.2	11-28	.393	7-17	.412	5-6	.833	3	17	20	4.0	9	0	7	8	1	3	34	6.8	
00	Shane Larkin	5-3	125	25.0	8-25	.320	3-12	.250	10-10	1.000	3	8	11	2.2	8	0	15	9	1	10	29	5.8	
15	Rion Brown	5-0	97	19.4	8-25	.320	3-15	.200	3-4	.750	5	8	13	2.6	8	0	5	3	0	2	22	4.4	
10	Raphael Akpejori	2-0	11	5.5	2-2	1.000	0-0	.000	0-1	.000	1	0	1	0.5	4	0	0	0	0	0	4	2.0	
21	Erik Swoope	3-0	13	4.3	0-3	.000	0-1	.000	1-2	.500	1	1	2	0.7	4	0	0	0	0	0	1	0.3	
12	Justin Heller	1-0	0	0.0	0-0	.000	0-0	.000	0-0	.000	0	0	0	0.0	0	0	0	0	0	0	0	0.0	
11	Ryan Quigtar	2-0	0	0.0	0-0	.000	0-0	.000	0-0	.000	0	0	0	0.0	0	0	0	0	0	0	0	0.0	
Team											7	5	12										
Total.....		5	1050		138-303	.455	35-106	.330	68-84	.810	51	120	171	34.2	90	4	74	58	20	42	379	75.8	
Opponents.....		5	1050		115-275	.418	29-92	.315	81-114	.711	53	115	168	33.6	74	3	55	70	19	35	340	68.0	

Home Games Only 8-2

#	Player	gp-gs	min	avg	Total		3-Point		F-Throw		Rebounds				pf	dq	a	to	blk	stl	pts	avg	
					fg-fga	fg%	3fg-fga	3fg%	ft-fa	ft%	off	def	tot	avg									
01	Durand Scott	11-11	374	34.0	48-109	.440	9-23	.391	47-57	.825	15	45	60	5.5	22	2	46	19	5	12	152	13.8	
03	Malcolm Grant	10-10	301	30.1	36-114	.316	25-77	.325	33-44	.750	1	26	27	2.7	13	0	17	16	0	9	130	13.0	
35	Kenny Kadji	10-8	257	25.7	45-87	.517	0-9	.000	26-43	.605	25	39	64	6.4	25	1	8	13	21	8	116	11.6	
42	Reggie Johnson	5-5	116	23.2	18-34	.529	1-1	1.000	12-15	.800	5	21	26	5.2	21	1	5	7	6	5	49	9.8	
00	Shane Larkin	10-4	249	24.9	26-60	.433	11-27	.407	29-29	1.000	5	28	33	3.3	10	0	26	22	2	21	92	9.2	
04	Trey McKinney Jones	11-6	290	26.4	34-71	.479	13-38	.342	14-16	.875	6	42	48	4.4	24	0	18	17	0	8	95	8.6	
05	DeQuan Jones	5-1	88	17.6	15-28	.536	0-3	.000	7-16	.438	8	11	19	3.8	8	0	2	7	1	5	37	7.4	
15	Rion Brown	9-0	184	20.4	17-48	.354	10-28	.357	17-20	.850	8	16	24	2.7	8	0	4	11	1	3	61	6.8	
25	Garrus Adams	7-4	130	18.6	11-28	.393	8-21	.381	6-9	.667	6	16	22	3.1	10	1	7	10	1	4	36	5.1	
21	Erik Swoope	10-4	170	17.0	16-32	.500	0-2	.000	8-16	.500	16	12	28	2.8	27	1	4	3	7	7	40	4.0	
10	Raphael Akpejori	8-2	87	10.9	10-15	.667	0-0	.000	7-13	.538	10	4	14	1.8	18	0	1	3	9	1	27	3.4	
12	Justin Heller	1-0	2	2.0	0-0	.000	0-0	.000	0-0	.000	0	2	2	2.0	0	0	0	1	0	0	0	0.0	
11	Ryan Quigtar	2-0	2	1.0	0-0	.000	0-0	.000	0-0	.000	0	0	0	0.0	0	0	0	0	0	0	0	0.0	
Team											20	14	34										
Total.....		11	2250		276-626	.441	77-229	.336	206-278	.741	125	276	401	36.5	186	6	138	137	53	83	835	75.9	
Opponents.....		11	2250		268-643	.417	71-213	.333	146-217	.673	136	248	384	34.9	228	10	137	158	40	75	753	68.5	

Road Games Only 3-5 (Neutral not included)

#	Player	gp-gs	min	avg	Total		3-Point		F-Throw		Rebounds				pf	dq	a	to	blk	stl	pts	avg	
					fg-fga	fg%	3fg-fga	3fg%	ft-fa	ft%	off	def	tot	avg									
03	Malcolm Grant	7-7	234	33.4	37-89	.416	17-51	.333	9-9	1.000	1	14	15	2.1	10	0	10	9	0	5	100	14.3	
35	Kenny Kadji	8-7	214	26.8	37-64	.578	10-18	.556	16-23	.696	11	30	41	5.1	16	1	5	17	11	1	100	12.5	
01	Durand Scott	8-8	278	34.8	35-83	.422	2-13	.154	22-29	.759	11	27	38	4.8	17	0	24	11	0	7	94	11.8	
42	Reggie Johnson	5-5	141	28.2	20-45	.444	0-0	.000	10-13	.769	12	25	37	7.4	15	0	7	10	3	2	50	10.0	
25	Garrus Adams	3-2	83	27.7	7-17	.412	4-10	.400	3-7	.429	2	9	11	3.7	6	0	4	2	0	4	21	7.0	
05	DeQuan Jones	5-0	73	14.6	10-22	.455	2-2	1.000	5-6	.833	5	12	17	3.4	8	0	0	3	2	0	27	5.4	
00	Shane Larkin	8-3	189	23.6	14-44	.318	9-27	.333	6-8	.750	3	10	13	1.6	17	0	18	17	0	15	43	5.4	
04	Trey McKinney Jones	8-5	199	24.9	14-41	.341	9-26	.346	3-4	.750	7	25	32	4.0	22	1	13	9	1	7	40	5.0	
15	Rion Brown	8-0	102	12.8	7-21	.333	5-15	.333	4-6	.667	3	10	13	1.6	10	0	4	4	0	3	23	2.9	
21	Erik Swoope	6-3	76	12.7	5-9	.556	0-0	.000	0-0	.000	3	5	8	1.3	13	1	3	3	2	1	10	1.7	
10	Raphael Akpejori	6-0	36	6.0	2-7	.286	0-0	.000	3-4	.750	7	4	11	1.8	7	0	1	3	0	1	7	1.2	
12	Justin Heller	2-0	0	0.0	0-0	.000	0-0	.000	0-0	.000	0	0	0	0.0	0	0	0	0	0	0	0	0.0	
11	Ryan Quigtar	2-0	0	0.0	0-0	.000	0-0	.000	0-0	.000	0	0	0	0.0	0	0	0	0	0	0	0	0.0	
Team											9	13	22										
Total.....		8	1625		188-442	.425	58-162	.358	81-109	.743	74	184	258	32.2	141	3	89	90	19	46	515	64.4	
Opponents.....		8	1625		180-429	.420	44-143	.308	102-150	.680	84	192	276	34.5	116	2	93	89	24	44	506	63.2	



HEAD COACH JIM LARRANAGA

First Season | Providence, 1971

Hometown: Bronx, N.Y. | Head Coach: American International, 1977-79 | Bowling Green, 1986-97 | George Mason, 1997-2011 | Miami, 2011-present

LARRANAGA'S CAREER

Head Coach

2011-pres. University of Miami
1997-2011 George Mason University
1986-97 Bowling Green State University
1977-79 American International College

Assistant

1979-86 University of Virginia
1971-76 Davidson College

Player / Coach

1977 Geronemo Basketball Club (Belgium)

EDUCATION

Providence College, 1971
B.A. Economics
Archbishop Malloy High School, 1967

NCAA APPEARANCES

2011 - George Mason
2008 - George Mason
2006 - George Mason (Final Four)
2001 - George Mason
1999 - George Mason

NIT APPEARANCES

2009 - George Mason
2004 - George Mason
2002 - George Mason
1997 - Bowling Green
1991 - Bowling Green
1990 - Bowling Green

PLAYING CAREER

Geronemo Basketball Club (Belgium) 1976-77
Providence College, 1967-71
Archbishop Molloy, 1963-67

MISCELLANEOUS

Clair Bee Coach of the Year, 2006
CAA Coach of the Year, 2011
CAA Coach of the Year, 1999

PERSONAL

Hometown: Bronx, N.Y.
Born: Oct. 2, 1949
Wife: Liz
Sons: Jay and Jon

COACH LARRANAGA ON TWITTER

Follow Coach Larranaga @CanesCoachL on Twitter as he provides news from inside the program walls, insights on his life away from the court and regular updates about his appearances at camps with Dwyane Wade, Erik Spoelstra and many others.

Jim Larranaga was named the 12th head coach of the University of Miami men's basketball program on April 22, 2011.

Larranaga comes to Miami after serving as the head coach at George Mason for 14 seasons. He guided the program to five NCAA Tournament appearances (2011, 2008, 2006, 2001, 1999) – including an unprecedented run to the 2006 Final Four that captured the nation's attention, defeating Michigan State, North Carolina, Wichita State and Connecticut along the way. Following that run, he was selected the 2006 Clair Bee Coach of the Year.

Larranaga built the Patriots' program into a perennial contender in the highly-regarded Colonial Athletic Association, winning more games than any other coach in program and conference history (273) en route to three conference titles (2008, 2001, 1999).

A two-time CAA Coach of the Year honoree, Larranaga earned the accolade in 2011, leading the Patriots to a 27-7 overall record and 16-2 conference mark en route to the CAA regular-season title and their fifth NCAA Tournament appearance under his leadership. Seeded a program-best eighth in the NCAA Tournament, George Mason rallied from a double-digit deficit to defeat ninth-seeded Villanova, 61-57, before falling to overall No. 1 seed Ohio State in the third round.

Larranaga's teams are known for their offensive efficiency and a frenetic defense dubbed the "Scramble." Last season, his Patriots – who were ranked 24th in the final RPI – finished the season 11th in the nation in three-point field goal percentage (39.5), 18th in scoring margin (10.3), 22nd in turnovers (11.1), 26th in assist-to-turnover ratio (1.28) and 37th in scoring defense (62.5). During its 16-game win streak – which catapulted Mason to No. 25 in the ESPN/USA Today Coaches Poll on Feb. 28 – all but four victories came by a double-digit margin. That streak included the 71-51 win at VCU on Feb. 15, with Mason holding the Rams to a season-low offensive output.

He became Mason's all-time leader in men's basketball victories with his 131st win on January 22, 2005, with a 77-58 decision at James Madison. He became the CAA's all-time leader in wins on February 4, 2006, when the Patriots defeated UNC Wilmington. His Mason teams went 182-89 in CAA play.

In 2006, Larranaga became the first coach at a mid-major school to take his team to the Final Four in 27 years and earned an at-large berth for a CAA team for the first time in 20 years. Along the way, he led Mason to a school record in wins, the program's first-ever national ranking, George Mason's first-ever appearance in the Top 10 and the school's first wins over Top 10 teams.

The Patriots finished the year with a 27-8 record and a No. 8 ranking in the final USA Today/ESPN Coaches Poll. Earlier that season, Mason cracked the polls at No. 25, but NCAA tournament wins over Michigan State, No. 10 North Carolina, Wichita State and No. 2 Connecticut vaulted Mason up the poll, and into the national conscience, making Larranaga a household name.

The remarkable run at George Mason began just two years into Larranaga's tenure. After going 9-18 in his first year with the Patriots in 1997-98, Larranaga guided the 1999 Patriots'

WINNINGEST ACTIVE DIVISION I HEAD COACHES*

Name	Wins
1. Mike Krzyzewski	900-284
2. Jim Boeheim	856-301
3. Jim Calhoun	855-367
4. Roy Williams	643-163
5. Bob Huggins	620-227
6. Cliff Ellis	614-384
7. Mike Montgomery	611-281
8. Rick Pitino	597-220
9. Bobby Cremins	567-367
10. Stew Morrill	542-241
11. Rick Barnes	524-257
12. Rick Majerus	491-208
13. Lon Kruger	479-304
14. John Calipari	467-150
15. Tubby Smith	467-198
16. Bill Self	444-151
17. Jim Larranaga	443-308

* Records are prior to the 2011-12 season

LARRANAGA'S CAREER RECORDS

School	Years	Overall	Conference
American International	1977-1979	27-26	none
Bowling Green	1986-1997	170-144	101-85
George Mason	1997-2011	273-164	165-79
Miami	2011-pres.	13-7	4-3
Overall		483-341	269-167

COACH JIM LARRANAGA AT A GLANCE

2006 Clair Bee Coach of the Year
2001 CAA Coach of the Year
1999 CAA Coach of the Year
1997 MAC Coach of the Year
Six 20-win seasons

Five NCAA Tournament appearances
2011, 2008, 2006, 2001, 1999
Six postseason NIT appearances
2009, 2004, 2002, 1997, 1991, 1990

28 All-Colonial Athletic Conference selections
Coached George Evans, who was a three-time CAA Player of the Year, the CAA Rookie of the Year, a three-time CAA Defensive Player of the Year and on the CAA All-Defensive Team three times.
Two AP All-America (honorable mention) players
Nine CAA All-Defensive Team selections
Eight CAA All-Rookie Team selections
Three Dean Ehlers Award winners - given to the CAA player who best meets the criteria of academic achievement, leadership and community service.

12 All-MAC Conference selections
Coached Antonio Daniels - MAC Player of the Year and MAC Freshman of the Year
Two MAC Freshman of the Year selections
Four MAC All-Freshman Team selections

COACH LARRANAGA'S MILESTONE VICTORIES

Victory	Date	Opponent	Score	School
50	02/10/88	Miami (Ohio)	65-59	Bowling Green
100	02/23/91	Kent State	84-57	Bowling Green
150	12/22/94	at Ohio State	59-50	Bowling Green
200	12/27/97	Northeastern	66-60	George Mason
250	12/20/00	Coastal Carolina	81-65	George Mason
300	12/02/03	East Carolina	76-65	George Mason
350	01/26/06	William & Mary	81-58	George Mason
400	02/27/08	William & Mary	68-59	George Mason
450	12/08/10	Loyola (Md.)	66-52	George Mason

squad to a 19-11 overall record and a 13-3 CAA mark. That season, he earned his first Coach of the Year accolades in the CAA and NABC District 4 after making a 10-game improvement and leading the program to its first-ever conference regular season championship, its second CAA Tournament title and first NCAA Tournament appearance since 1989.

The Patriots followed that with another 19-11 overall mark in 1999-2000, tying for first place in the CAA at 12-4 and earning the top seed in the conference tournament. In 2000-01, the Patriots finished 18-12 overall and 11-5 in the CAA, good for a tie for second place, and they won the CAA Tournament title and advanced to the NCAA Tournament for the second time in three years. The Patriots produced another solid campaign with a 19-10 overall record (13-5 in the CAA) and a NIT berth in 2001-02. Mason's 2002-03 roster was hampered by injuries, but managed to pull together a 16-12 record (11-7 in the CAA), and a fourth-place CAA finish.

In 2003-04, Larranaga led the Patriots to a 7-2 non-conference record and to a school-record 23-win season, as Mason finished 23-10 on the year, its first 20-or-more win campaign in 14 years. Gaining an NIT berth (the Patriots fourth postseason appearance in six years), Larranaga led Mason to two consecutive postseason

victories for the first time in school history, and in the process, earned his first postseason.

Under Larranaga, the Patriots won three CAA titles, including the 2008 championship when Mason went 23-11. The Patriots have appeared in the postseason each of the past four seasons for the first time in Mason history, advancing to the NCAA Tournament in 2008, the NIT in 2009, the CollegInsider.com Postseason Tournament in 2010 and back to the NCAA Tournament in 2011.

With 28 years of head coaching experience, the native of Bronx, N.Y., previously served as the head coach at Bowling Green for 11 seasons (1986-1997) and at Division II American International for two seasons (1977-79).

At Bowling Green, he made an immediate impact in his first season. In 1986-87, the Falcons were the nation's most improved team under a first-year head coach that took over a program with a losing record, posting a 15-14 record for an eight-game improvement over the previous season. Larranaga went on to record a 170-144 mark in 11 years at Bowling Green, earning the 1997 Mid-American Conference Coach of the Year honors after leading Bowling Green to a 22-10 record, a conference regular season co-championship and a berth in the National Invitation Tournament. The 22 victories were the most by a Bowling Green team in 47 years and the 13 conference wins were the second-highest total in Falcon history.

Larranaga's 170 victories at Bowling Green ranked second all-time on the Falcons' coaching list and he was only the second coach in the program to record consecutive postseason appearances. Larranaga led his squad to NIT berths in 1990 (18-11) and again in 1991 (17-13), the first time the Falcons enjoyed back-to-back postseason appearances since the early '60s. Bowling Green won better than 61 percent of its games in Larranaga's last four years, recording a 70-44 mark during that stretch. The Falcons finished fourth or better in the MAC in five of Larranaga's 11 seasons and he is among the winningest coaches in MAC history.

Larranaga received his first head coaching position in 1977 when he was named to the post at American International, a Division II program in Springfield, Mass. Taking over a team that had suffered through five consecutive losing seasons prior to his arrival, Larranaga turned AIC into a winning program in his first year and compiled a 28-25 mark in two seasons.

A 1971 graduate of Providence College with a degree in economics, Larranaga was a four-year letterman for the Friars. As the team captain in his senior season, he led Providence to a 20-8 record and an NIT appearance. He graduated as the school's fifth all-time leading scorer with 1,258 points and was selected in the sixth round of the draft by the Detroit Pistons of the National Basketball Association. He was the team's top scorer as a sophomore and junior and was named New England's Division I Sophomore of the Year in 1969. He was inducted into the Providence College Hall of Fame in 1991.

His first coaching opportunity came at Davidson College, where he served as an assistant coach to Terry Holland. Davidson captured three Southern Conference regular-season championships and an NIT berth in his five years there, and he compiled a 47-12 record doubling as the freshman team coach. In 1976, he left Davidson and spent one season as player-coach for the Geronimo Basketball Club in Belgium.

After his two-year stint at American International, Larranaga was reunited with Holland at the University of Virginia in April 1979. An assistant coach under Holland for seven seasons from 1979-86, he helped the Cavaliers reach the NCAA Final Four on two occasions (1981, 1984), finish in the top five of the AP and UPI polls and average more than 24 victories per season. The Cavaliers were 169-62, won three regular-season Atlantic Coast Conference championships and made four NCAA Tournament appearances. Virginia also made a pair of NIT appearances, winning the NIT Championship in 1980. Larranaga was on the staff during the careers of three-time National Player of the Year Ralph Sampson and NBA first-round draft choice Olden Polynice.

Larranaga, 62, and his wife, Liz, have two sons – Jay, who played for his father at Bowling Green and is the head coach of the NBDL's Erie Bayhawks, and Jon, who was a member of his father's George Mason teams from 1999-2003 – and four grandchildren.

LARRANAGA YEAR-BY-YEAR

Year	School	Overall W-L	Conference W-L	Finish	Post-Season
1977-78	American International	14-13			
1978-79	American International	13-13			
1986-87	Bowling Green	15-14	10-6	3	
1987-88	Bowling Green	12-16	7-9	t-5	
1988-89	Bowling Green	13-15	6-10	t-6	
1989-90	Bowling Green	18-11	9-7	t-3	NIT 0-1
1990-91	Bowling Green	17-13	9-7	t-4	NIT 0-1
1991-92	Bowling Green	14-15	8-8	5	
1992-93	Bowling Green	11-16	8-10	t-6	
1993-94	Bowling Green	18-10	12-6	t-2	
1994-95	Bowling Green	16-11	10-8	t-5	
1995-96	Bowling Green	14-13	9-9	t-6	
1996-97	Bowling Green	22-10	13-5	t-1	NIT 0-1
1997-98	George Mason	9-18	6-10	6	
1998-99	George Mason	19-11	13-3	1	NCAA 0-1
1999-00	George Mason	19-11	12-4	t-1	
2000-01	George Mason	18-12	11-5	3	NCAA 0-1
2001-02	George Mason	19-10	13-5	2	NIT 0-1
2002-03	George Mason	16-12	11-7	4	
2003-04	George Mason	23-10	12-6	3	NIT 2-1
2004-05	George Mason	16-13	10-8	6	
2005-06	George Mason	27-8	15-3	t-1	NCAA 4-1
2006-07	George Mason	18-15	9-9	5	
2007-08	George Mason	23-11	12-6	2	NCAA 0-1
2008-09	George Mason	22-11	13-5	2	NIT 0-1
2009-10	George Mason	17-15	12-6	4	CIT 0-1
2010-11	George Mason	27-7	16-2	1	NCAA 1-1
2011-12	Miami	13-7	4-3		
	Overall	483-341	269-167		



The Assistants

Assistant coaches Michael Huger, Eric Konkol and Chris Caputo have aided Coach Larranaga for a combined 26 seasons.

Michael Huger

Defensive Coordinator

Michael Huger enters his first season at the University of Miami and his fifth season as an assistant coach for head coach Jim Larranaga assisting in all aspects of the program. He brings six seasons of collegiate coaching experience and nearly a dozen years of professional basketball experience to Coral Gables.

In four seasons at George Mason, Huger helped lead the Patriots to the postseason every year, including NCAA berths in 2008 and 2011. In 2011, the team defeated Villanova to advance to the third round of the NCAA Tournament, earned a regular-season CAA title and posted a school-record tying 27 wins. In 2009, he helped Mason to an NIT bid and its second-straight 20-win season. In 2008, Huger helped the Patriots to their second-highest win total in school history as they beat nationally-ranked Kansas State and won the CAA title for the first time since 2001.

Huger began his coaching career at Longwood University (Va.) under Mike Gillian, a former Mason assistant coach under Larranaga, where he spent two seasons.

Before joining the coaching ranks, Huger played professional basketball in Europe, spending two years in Holland (1994-96) and nine in Belgium (1996-2005). He was selected Dutch League MVP in 1996 after averaging 25.3 points and 5.8 assists, and went on to earn First Team All-Belgium honors in 2000 and 2004 after leading his clubs to Belgium Cup championships in both seasons.

A native of New York City, Huger is a 1994 graduate of Bowling Green State University with a bachelor's degree in education. There he played for Larranaga from 1989-93, helping the Falcons to a pair of NIT appearances. He earned Mid-American Conference honors in his final two seasons, and was a Naismith Award nominee and the runner-up for conference player of the year as a senior. As a prep player, he helped lead Stevenson High School (Bronx) to back-to-back PSAL City Championships in 1988 and 1989.

Huger and his wife, Tonya, have a son, Michael Anthony II.

Eric Konkol

Offensive Coordinator

Eric Konkol enters his first season at the University of Miami and eighth as a member of head coach Jim Larranaga's staff. He assists in all aspects of the program including recruiting, practices, individual player workouts and game preparation.

Konkol previously worked with Larranaga at George Mason from 2002-03 through 2004-05 and 2007-08 through last season, helping to develop 12 All-CAA selections, five CAA All-Rookie honorees and 16 professional players. In the interim, he spent two years coaching at national power Hopkins High School in Minnesota under Ken Novak, Jr. - who was named 2011 ESPN RISE National Boy's Basketball Coach of the Year - and had a short stint on the coaching staff at North Dakota State.

He served as Mason's scouting director from 2002-05 and helped recruit the top non-BCS recruiting class in 2009 according to ESPN.com. Additionally, he monitored the academic progress of the men's basketball student-athletes, graduating 20-of-22 student-athletes who completed their eligibility - with two more students graduating in May 2011. In both 2009 and 2010, the program was recognized by the NCAA with an Academic Progress Rate in the nation's top 10 percent.

Konkol previously worked on Buzz Peterson's staff as a student assistant for NIT champion Tulsa in 2000-01 and as a graduate administrative assistant at Tennessee in 2001-02, earning a master's degree in sport management.

A native of Amherst, Wis., Konkol is a 2000 graduate of the University of Wisconsin at Eau Claire with a bachelor's degree in kinesiology, with an emphasis in exercise management. He played three seasons of basketball for the Division III program - advancing to the national championship game in 2000. He received the team's inspiration award after his junior and senior seasons with the Blugolds, and was an honorary captain as a senior.

He spent his first two years, including one redshirt season, at the University of Wisconsin at Platteville playing for current Wisconsin head coach Bo Ryan. A 1995 graduate of Amherst High School, he was a three-sport athlete (basketball, baseball and cross country) and closed his prep career as the school's all-time leading scorer with 1,871 points.

Konkol and his wife Meagan, have two sons, Ethan and Ryan.

Chris Caputo

Scout Team Coordinator

Chris Caputo enters his first season with the Hurricanes and his 10th season on head coach Jim Larranaga's staff. Entering his seventh season as an assistant coach, his primary responsibilities include recruiting and scouting the opposition.

Caputo played a major role in George Mason's run to the Final Four in 2006, putting together scouting reports to prepare the Patriots as they played nationally-ranked teams and future NBA players in nearly every round.

He has also helped lead the Patriots to the postseason for a Mason-record four-straight seasons, including NCAA berths in 2008 and 2011. In 2011, the team defeated Villanova to advance to the third round of the NCAA Tournament, earned a regular-season CAA title and posted a school-record tying 27 wins. In 2009, he helped Mason to an NIT bid and its second-straight 20-win season. In 2008, Caputo helped the Patriots to their second-highest win total in school history as they beat nationally-ranked Kansas State and won the CAA title for the first time since 2001.

As an assistant at Mason, Hoopscoop.com named him one of the Top 25 non-BCS assistant coaches in the nation. In 2010, Caputo attended the Villa 7 Consortium, an educational symposium and networking opportunity for some of the nation's top assistants. In 2011 alone, 19 alumni of Villa 7 have been hired as head coaches.

Prior to becoming an assistant coach, Caputo worked on Larranaga's staff as the video coordinator, coordinated the staff recruiting database and mailing system, as well as serving in other administrative capacities.

A native of Elmhurst, N.Y., Caputo is a 2002 graduate of Westfield (Mass.) State College with a degree in finance and economics. He was a four-year letterwinner as a point guard for the Division III Owls, and served as captain and earned the team's Outstanding Contributor Award as a senior. A 1998 graduate of Archbishop Molloy High School - Larranaga's alma mater, he too played for legendary head coach Jack Curran.

Caputo and his wife Julie married in May.

THE LAST TIME A ...**Player Scored 30 Points**

Miami Kenny Kadji (30), UNC Greensboro, 1/2/12
 Opponent Joe Trapani (31), Boston College, 1/19/10

Player Scored 35 Points

Miami Jack McClinton (35) vs. North Carolina, 3/15/09
 Opponent Sean Singletary (41), Virginia, 3/1/08

Player Scored 40 Points

Miami Darius Rice (43) vs. Connecticut, 1/20/03
 Opponent Sean Singletary (41), Virginia, 3/1/08

Two Players Scored 20 Points

Miami Malcolm Grant (23), Reggie Johnson (20) at NC State, 1/23/11
 Opponent Omari Grier (27), Raymond Taylor (20) FAU, 12/17/11

Three Players Scored 20 Points

Miami Dwayne Collins (23), Brian Asbury (21), Jack McClinton (20) vs. Virginia Tech, 1/25/09
 Opponent Travis Mays (40), Alvin Heggs (22), Lance Blanks (21), Texas, 2/22/89

Five Players Scored in Double Figures

Miami Durand Scott (24), Malcolm Grant (14), Trey McKinney Jones (13), Reggie Johnson (13), Shane Larkin (12) vs. Maryland, 2/1/12
 Opponent Jon Scheyer (27), DeMarcus Nelson (19), Kyle Singler (12), Greg Paulus (12), Lance Thomas (10) Duke, 2/20/08

Six Players Scored in Double Figures

Miami Durand Scott (17), Rion Brown (15), Reggie Johnson (11), Shane Larkin (11), Trey McKinney Jones (11), DeQuan Jones (11) vs. Appalachian State, 12/30/11

Player Grabbed 15 Rebounds

Miami Reggie Johnson (20) vs. Florida Atlantic, 3/16/11
 Opponent Gani Lawal (18), Georgia Tech, 2/10/10

Two Players Grabbed 10 Rebounds

Miami Dwayne Collins (14) and Reggie Johnson (10) vs. Florida Atlantic, 12/19/09
 Opponent Marcus Ginyard (12), John Henson (12), North Carolina, 3/2/10

Three Players Grabbed 10 Rebounds

Miami Mark Richardson (11), Eric Brown (10), Joe Wylie (10) vs. FIU, 3/6/89
 Opponent Matt Harpring (12), Dion Glover (10), Michael Maddox (10), Georgia Tech, 12/2/7/97

Player Had 10 Assists

Miami Durand Scott (10) vs. North Carolina Central, 11/14/09
 Opponent Kendall Marshall (10), North Carolina, 3/11/11

Player Had 10 Blocks

Miami Anthony King (10) vs. Florida Atlantic, 11/29/04
 Opponent Jarvis Varnado (10), Mississippi State, 12/13/07

Player Had a Double-Double

Miami Kenny Kadji (14 pts, 10 reb), at Virginia, 1/7/12
 Opponent John Henson (10 pts, 13 rebs), North Carolina, 3/11/11

Player Had a Triple-Double

Miami Anthony King (11 pts, 10 reb, 13 blks) vs. Florida Atlantic, 11/29/04
 Opponent Brendan Haywood (18 pts, 14 reb, 10 blks), North Carolina, 12/4/00

Two Players Had Double-Doubles

Miami Brian Asbury (16 pts, 15 reb), Dwayne Collins (10 pts, 15 reb) at Georgia Tech, 3/4/09
 Opponent Hasheem Thabeet (19 pts, 14 reb), A.J. Price (13 pts, 11 reb), Connecticut, 11/23/08

Team Scored 100 Points

Miami 108 vs. Nova Southeastern, 11/16/09
 Opponent 105, North Carolina, 1/31/07

Team Scored 50 Points in a Half

Miami 50, (2nd half) UNC Greensboro, 1/2/12
 Opponent 51 (2nd half), UCF, 12/18/10

Team Shot 50 Percent in Both Halves

Miami .500 (16-32) / .556 (15-27) vs. UNC Greensboro, 1/2/12
 Opponent .500 (16-32) / .500 (12-24), Duke, 2/13/11

Team Shot 60 Percent in a Half

Miami .609 (14-23), second half, vs. Appalachian State, 12/30/11
 Opponent .600 (12-20), second half, Virginia, 2/5/11

Team Shot 70 Percent in a Half

.706 (12-17), second half vs. FAU, 12/17/11

Team Shot 60 Percent in a Game

Miami .620 (31-50), vs. FAU, 12/17/11
 Opponent .622 (23-37), Clemson, 12/21/08

Team Shot Less Than 30 Percent in a Game

Miami .292 (14-48) at Rutgers, 11/21/10
 Opponent .274 (17-62), Georgia Tech, 2/3/11

SINGLE-GAME RECORDS**POINTS SCORED, GAME**

Rick Barry vs. Rollins, 1965	59
Rick Barry vs. Tampa, 1965	55
Rick Barry vs. Florida Southern, 1965	54

FIELD GOALS MADE, GAME

Rick Barry vs. Houston, 1965	21
Rick Barry vs. Rollins, 1965	20
Rick Barry vs. Rollins, 1965	20
Mike McCoy vs. Rollins, 1963	20

FIELD GOALS ATTEMPTS, GAME*(Since 1985-86)*

Johnny Hemsley vs. North Carolina, 1999	30
Darius Rice vs. Connecticut, 2003	27
Jack McClinton at Boston College, 2008	26
Joe Wylie vs. George Mason, 1990	26

FIELD GOAL PERCENTAGE, GAME*(Since 1985-86)*

Raymond Hicks vs. NC A&T, 2008 (7-7)	1.000
Alex Fraser vs. Providence, 1997 (6-6)	1.000
Alex Fraser vs. Syracuse, 1996 (6-6)	1.000
Jamal Johnson vs. Florida A&M, 1993 (6-6)	1.000

3-POINT FIELD GOALS MADE, GAME

Johnny Hemsley vs. Lafayette, 1999	9
Samarr Logan vs. Boston College, 1990	8
Jack McClinton at Providence, 2009	7
Jack McClinton vs. North Carolina, 2009	7
Jack McClinton vs. Virginia, 2008	7
Robert Hite vs. Wake Forest, 2006	7
Robert Hite vs. FIU, 2004	7
Darius Rice vs. Connecticut, 2003	7
Darius Rice vs. Virginia Tech, 2001	7

3-POINT FIELD GOALS ATTEMPTED, GAME

Darius Rice vs. Virginia Tech, 2001	15
Jack McClinton at Providence, 2009	14
Jack McClinton at Georgia Tech, 2008	14
Marcus Barnes vs. Connecticut, 2001	14

3-POINT FIELD GOAL PERCENTAGE, GAME*(Minimum 4 Attempts)*

Malcolm Grant vs. NC State, 2011 (5-5)	1.000
Robert Hite vs. Va. Tech, 2004 (5-5)	1.000
Trevor Burton vs. Georgetown, 1993 (5-5)	1.000
Samarr Logan vs. Davidson, 1990 (5-5)	1.000
Levertis Williams vs. FIU, 1988 (5-5)	1.000

FREE THROWS MADE, GAME

Rick Barry vs. Florida Southern, 1965	22
Ron Godfrey vs. Oklahoma City, 1960	22
Rick Barry vs. Rollins, 1965	19
Rick Barry vs. St. Joseph's (PA), 1964	19

FREE THROWS ATTEMPTED, GAME*(Since 1985-86)*

Eric Brown vs. Brigham Young, 1989	19
Eric Brown vs. Marquette, 1989	17
Eric Brown vs. Tennessee Tech, 1989	17
Eric Brown vs. Providence, 1987	17

FREE THROW PERCENTAGE, GAME*(Since 1985-86)*

Jack McClinton vs. NC State, 2009 (16-16)	1.000
Jack McClinton vs. St. Mary's, 2008 (11-11)	1.000
Durand Scott vs. FAU, 2011 (10-10)	1.000
Lance Hurdle vs. Boston Co., 2008 (10-10)	1.000
Jack McClinton vs. Georgia Tech, 2006 (10-10)	1.000
Guillermo Diaz vs. Virginia, 2005 (10-10)	1.000
Robert Hite vs. Rutgers, 2004 (10-10)	1.000
Johnny Hemsley vs. Georgia St., 1997 (10-10)	1.000
Kevin Norris vs. Buffalo, 1996 (10-10)	1.000
Steve Edwards vs. Villanova, 1993 (10-10)	1.000
Joe Wylie vs. West Virginia, 1991 (10-10)	1.000
Lemuel Howard vs. Duquesne, 1988 (10-10)	1.000

REBOUNDS, GAME

Rick Barry vs. Oklahoma City, 1965	29
Wayne Canaday vs. Bucknell, 1969	28
Rick Barry vs. Rollins, 1965	27
Harry Manushaw vs. Florida State, 1959	27

ASSISTS, GAME

Michael Gardner vs. Pittsburgh, 1993	14
John Salmons vs. Notre Dame, 2002	13
Bryan Hughes vs. The Citadel, 1985	13

STEALS, GAME

Jerome Scott vs. FIU, 1991	9
Vernon Jennings vs. West Virginia, 2000	7

BLOCKED SHOTS, GAME

Anthony King vs. Florida Atlantic, 2004	13
James Jones vs. FIU, 2001	8
Tim James vs. West Virginia, 1996	8
Constantin Popa vs. Florida Atlantic, 1992	8

Florida Southern vs. Miami Exhibition
11-03-11 at BankUnited Center

The Miami Hurricanes men's basketball team began their 2011-12 campaign with an 88-78 exhibition win over Florida Southern Thursday night at the BankUnited Center. The game marked Jim Larranaga's debut as head coach for the Miami Hurricanes. Suffering from a heavy case of pre-season injuries, the Hurricanes entered the game with only nine members of the team dressed and ready for action. Despite their short roster, the team came sprinting out of the gates for a 6-2 lead less than two minutes into the game. The Canes would begin to slow down as the half continued, however, as the Moccasins of Florida Southern took their first lead of the game with 13:05 to go. After falling behind by nine points midway through the half, the Canes reeled off a 13-2 run, including seven points from sophomore Rion Brown, to take a 30-28 lead with 5:13 left in the frame. The Hurricanes, paced by Brown, Durand Scott and Malcolm Grant, entered the half trailing the Moccasins by a 38-33 margin. After a slow end to their first half, the Hurricanes came out of the locker room firing on all cylinders. With two buckets from Grant (26 points) and another from Scott (23 points, seven rebounds), the team went on a 7-0 run to build a 40-38 lead less than a minute into the period. The Canes would trail for the majority of the second half, however, until junior forward Garrius Adams (nine points, seven rebounds) caught fire for the Hurricanes. After a Brown three-point play closed the gap to three points, Adams connected on the first of his three three-pointers in the second half, tying the game with less than six minutes to go. The Hurricanes, who had been down by as many as eight points in the second half, took their first lead since 18:56 of the second half on a Brown jumper with just over five minutes to go in the game. The Hurricanes finished the game on an 18-8 run, including the team's last five points from Grant, to put away the pesky Moccasins 88-78. The Moccasins were paced by 15 points from Dominic Lane, 15 points from Seth Evans and 14 points from Garrett Putman.

Fla. Southern	tot	3-pt	rebounds												
## Player	fg	fga	fg	fga	fta	fta	of	de	tot	pf	tp	a	b	s	min
23 PUTMAN, Garrett	3	6	0	2	2	3	4	7	3	8	2	2	0	1	27
40 BAILEY, Brett	5	7	0	0	0	1	2	3	10	2	1	0	3	21	
00 CAPERS, Kevin	2	7	0	1	9	12	0	2	2	5	13	3	3	10	24
05 LANE, Dominic	3	9	2	7	5	2	7	9	3	13	1	1	0	31	
21 EVANS, Seth	2	13	2	9	0	0	1	0	1	4	6	4	4	0	32
01 VINES, Cameron	7	11	2	4	3	7	0	4	4	19	1	3	0	20	
11 HUBBLE, Jay	0	0	0	0	0	0	0	0	0	0	0	0	0	1	
14 KELLY, Tyler	1	1	1	1	0	0	1	0	1	4	3	0	3	0	13
32 HAWKINS, Andre	1	1	0	0	0	0	1	0	1	4	2	0	1	0	9
33 TAZIOLI, Kyle	1	5	0	1	0	0	3	3	0	2	0	0	1	0	13
34 BURTON, Michael	0	0	0	0	0	0	0	0	0	0	0	0	0	0	0+
44 GARDNER, Jon	1	1	0	0	0	0	0	0	1	2	0	0	1	0	9
TEAM							4	4							
Totals	26	61	7	23	19	26	13	21	34	29	78	13	18	4	200

TOTAL FG%	1st Half: 13-35 37.1%	2nd Half: 13-26 50.0%	Game: 42.6%
3-Pt. FG%	1st Half: 3-14 21.4%	2nd Half: 4-9 44.4%	Game: 30.4%
F Throw %	1st Half: 9-10 90.0%	2nd Half: 10-16 62.5%	Game: 73.1%

Miami	tot	3-pt	rebounds												
## Player	fg	fga	fg	fga	fta	fta	of	de	tot	pf	tp	a	b	s	min
10 Raphael Akpejori	1	4	0	0	0	0	2	0	2	0	2	0	3	0	14
21 Erik Swoope	1	2	0	0	0	0	1	1	2	5	4	0	2	0	3
01 Durand Scott	7	10	0	1	9	11	1	6	7	2	23	3	2	0	35
03 Malcolm Grant	8	12	2	4	8	10	0	1	1	2	26	3	3	0	31
25 Garrius Adams	3	6	3	6	0	0	7	7	3	9	3	1	0	0	24
04 Trey McKinney Jones	4	10	0	4	3	4	1	5	6	3	11	1	2	0	35
11 Ryan Quigtar	0	0	0	0	0	0	0	0	0	0	0	0	0	0	0+
12 Justin Heller	0	0	0	0	0	0	0	0	0	0	0	0	0	0	0+
15 Rion Brown	3	8	0	4	7	12	1	3	4	5	13	0	3	1	35
TEAM							1	2							
Totals	28	53	5	19	27	37	7	24	31	20	88	10	17	1	200

TOTAL FG%	1st Half: 11-28 39.3%	2nd Half: 17-25 68.0%	Game: 52.8%
3-Pt. FG%	1st Half: 2-11 18.2%	2nd Half: 3-8 37.5%	Game: 26.3%
F Throw %	1st Half: 9-13 69.2%	2nd Half: 18-24 75.0%	Game: 73.0%

Score by Periods	1st	2nd	Total
Florida Southern	38	40	78
Miami	33	55	88

Officials: J.B. Caldwell, Sean Corbin, Frank Raposo
Points in the paint-FSM 22,UM 36. Points off turnovers-FSM 22,UM 28.
2nd chance points-FSM 12,UM 6. Fast break points-FSM 6,UM 4.
Bench points-FSM 28,UM 24. Score tied-6 times. Lead changed-8 times.
Last FG-FSM 2nd-00:57,UM 2nd-01:12.
Largest lead-FSM by 10 2nd-11:13,UM by 12 2nd-01:12.

Tennessee Tech 58 vs. Miami 69 Game 1
11-11-11 at BankUnited Center

The University of Miami men's basketball team increased their season-opener winning streak to 18 consecutive victories with a 69-58 win over Tennessee Tech on Friday night. Durand Scott (15 points, 6 rebounds, 5 assists) opened the scoring for the season with a three-pointer from the top of the key, continuing the Hurricanes streak of making at least one three-pointer in 312-straight games. Fellow guard Malcolm Grant (14 points, 4 rebounds, 2 assists) hit his first shot of the season on a three-pointer with 16:35 left in the first half to build the Hurricanes' lead to 10-0 out of the gates. Miami started the game with a 10-0 run, holding the Golden Eagles scoreless until 13:56 remaining in the first half. Erik Swoope (11 points, 6 rebounds) made an impact dunk with 4:16 remaining to put the Canes ahead by five; it would be the last bucket scored by the Canes for the rest of the first half, unable to penetrate the Golden Eagles' zone defense. Tennessee Tech would tie the game up with 2:45 remaining in the first half off of a Javon McKay jumper and finish with a 10-0 run to end the first half up by five. The second half began with a Swoope dunk that would end up being the only bucket for the Canes in the first four minutes of the frame. Having trouble with their inside game, the Hurricanes struggled until Scott drew a foul and converted both free throws to bring the Canes back within four. Tennessee Tech would take their biggest lead of the game off a layup from Chase Dunn with 11:49 remaining that stretched the lead to nine. The Canes began to rally late in the second half with a layup and a foul shot from Raphael Akpejori which brought the team back within three. A three-pointer with 4:26 left from sophomore Rion Brown (7 points, 3 rebounds) gave Miami their first lead of the second half at 55-54. The Hurricanes would not surrender the lead for the remainder of the game. The Golden Eagles fought back to within two with 2:07 remaining until McKinney-Jones responded with a dunk off the Scott dish to extend the lead to four. McKinney-Jones followed that up by hitting an open three that ended up being the final nail in the coffin. TTU would never recover, reverting to fouling for the last minute of the game.

Tennessee Tech 0-1	tot	3-pt	rebounds												
## Player	fg	fga	fg	fga	fta	fta	of	de	tot	pf	tp	a	b	s	min
32 INAMETI, Bassey	0	3	0	0	4	6	1	2	3	5	4	0	4	3	20
00 MCMORROW, Liam	0	2	0	0	1	2	1	3	4	5	1	0	1	0	18
02 SWANSEY, Zac	7	11	5	8	0	1	0	1	2	19	3	3	0	1	39
25 DILLARD, Jud	0	3	0	0	3	4	2	4	6	2	3	1	3	0	34
42 BAILEY, Zach	4	10	1	3	2	0	3	3	3	11	2	0	2	31	
05 MCKAY, Javon	1	1	0	0	0	0	2	2	1	2	0	0	0	2	
24 DUNN, Chase	2	2	1	1	0	0	1	2	2	5	0	1	0	15	
33 OGBRE, Dennis	0	0	0	0	0	0	0	0	1	0	1	0	0	4	
55 MURPHY, Kevin	5	15	1	5	2	4	0	3	1	13	0	3	0	33	
TEAM									2						
Totals	19	47	8	17	12	19	5	21	26	22	58	7	15	5	200

TOTAL FG%	1st Half: 11-26 42.3%	2nd Half: 8-21 38.1%	Game: 40.4%
3-Pt. FG%	1st Half: 6-10 60.0%	2nd Half: 2-7 28.6%	Game: 47.1%
F Throw %	1st Half: 4-6 66.7%	2nd Half: 8-13 61.5%	Game: 63.2%

Miami 1-0	tot	3-pt	rebounds												
## Player	fg	fga	fg	fga	fta	fta	of	de	tot	pf	tp	a	b	s	min
21 Erik Swoope	5	8	0	1	1	2	3	3	6	3	11	1	1	1	30
35 Kenny Kadji	0	3	0	0	1	1	4	5	2	0	1	2	0	1	19
01 Durand Scott	3	12	2	5	7	8	1	5	6	0	15	5	1	0	36
03 Malcolm Grant	4	11	2	7	4	5	0	4	4	3	14	2	5	0	36
25 Garrius Adams	1	5	0	2	1	2	2	6	8	5	3	0	1	0	27
04 Trey McKinney Jones	4	6	2	3	2	0	4	4	2	12	0	2	0	21	
10 Raphael Akpejori	3	3	0	0	1	1	3	0	3	1	7	0	0	2	12
15 Rion Brown	1	6	1	4	4	4	1	2	3	2	7	1	2	0	17
TEAM									3						
Totals	21	54	7	22	20	25	14	28	42	18	69	10	14	3	200

TOTAL FG%	1st Half: 11-29 37.9%	2nd Half: 10-25 40.0%	Game: 38.9%
3-Pt. FG%	1st Half: 3-10 30.0%	2nd Half: 4-12 33.3%	Game: 31.8%
F Throw %	1st Half: 2-5 40.0%	2nd Half: 18-20 90.0%	Game: 80.0%

Score by Periods	1st	2nd	Total
Tennessee Tech	32	26	58
Miami	27	42	69

Officials: Karl Hess, Tony Dawkins, Tim Ebersole
Technical fouls: Tennessee Tech-None. Miami-None.
Attendance: 3,600
Points in the paint-TTU 17,UM 24. Points off turnovers-TTU 13,UM 21.
2nd chance points-TTU 3,UM 13. Fast break points-TTU 9,UM 0.
Bench points-TTU 20,UM 26. Score tied-1 time. Lead changed-2 times.
Last FG-TTU 2nd-02:07,UM 2nd-00:36.
Largest lead-TTU by 9 2nd-11:49,UM by 11 2nd-00:15.

Rutgers 57 vs. Miami 72 Game 2
11-13-11 at BankUnited Center

Durand Scott and Malcolm Grant scored 19 points each to lead Miami past Rutgers 72-57 on Tuesday night. Scott's running jumper with 7:13 remaining ended a Miami field-goal drought of 8:40 and stopped a 15-2 Scarlett Knights' run that cut into a 19-point Hurricanes lead. Myles Mack's 3-pointer from the corner with 9:29 remaining capped the run and got the Knights to within six, 48-42. Miami secured the win as Scott scored five points and Grant converted four free throws in the final 3:01. Austin Carroll led the Knights (1-1) with 11 points and Eli Carter finished with 10 points. Florida transfer Kenny Kadji scored 13 points for the Hurricanes (2-0). The Hurricanes expanded a 35-25 halftime lead, outscoring the Knights 11-2 in the first 4:42 of the second half. Kadji keyed the run with five points, including a three-point play for a 45-27 lead with 15:53 left to play. Miami finished 10 of 23 from 3-point range and Rutgers shot 9 of 23 from behind the arc. But the Knights only took six free throw attempts and failed to convert a shot. The Knights rallied from a 16-point deficit with a 10-2 spurt late in the first half. Mike Poole's 3-pointer with 4:02 left capped the run and cut Miami's lead to 31-23. The Hurricanes ran off to a 14-4 lead in the first 4:53. Scott and Kenny Kadji scored two field goals each during the spurt. Consecutive 3-pointers from Scott and freshman Shane Larkin increased the Hurricanes' lead to 20-6 with 12:52 remaining. The 3-pointers were part of an 8:30 stretch when all six Miami field goals came from behind the arc. Larkin, son of former Cincinnati Reds shortstop Barry Larkin, played in his first collegiate game Tuesday. Grant's 3-pointer with 6:37 left ended the string of long-distance baskets and gave the Hurricanes their biggest lead of the half, 29-13.

Rutgers 1-1	tot	3-pt	rebounds												
## Player	fg	fga	fg	fga	fta	fta	of	de	tot	pf	tp	a	b	s	min
21 JOHNSON, Austin	1	4	0	0	0	2	2	4	3	2	0	1	0	1	17
55 BIRUTA, Gilyvdas	4	9	0	0	4	7	4	11	3	8	3	1	0	33	
04 MACK, Myles	3	9	2	6	0	0	2	2	1	8	2	2	0	19	
05 CARTER, Eli	4	14	2	7	0	0	4	0	0	10	1	3	0	23	
11 MILLER, Dane	3	9	1	2	0	2	4	3	7	2	7	0	1	10	
01 SEAGEARS, Jerome	1	7	0	4	0	0	2	0	2	3	2	1	3	0	22
02 CARROLL, Austin	4	4	3	3	0	0	1	1	1	11	3	0	0	17	
10 POOLE, Mike	2	5	1	1	0	0	0	1	1	3	5	1	3	1	19
15 RANDALL, Derrick	0	0	0	0	0	0	0	0	0	0	0	0	0	4	
24 KONE, Malick	2	4	0	0	0	0	2	2	4	1	4	1	0	0	16
TEAM									5		2				
Totals	24	65	9	23	0	6	22	17	39	17	57	12	14	2	200

TOTAL FG%	1st Half: 11-28 39.3%	2nd Half: 13-37 35.1%	Game: 36.9%
3-Pt. FG%	1st Half: 3-11 27.3%	2nd Half: 6-12 50.0%	Game: 39.1%
F Throw %	1st Half: 0-0 0.0%	2nd Half: 0-2 0.0%	Game: 0.0%

Miami 2-0	tot	3-pt	rebounds												
## Player	fg	fga	fg	fga	fta	fta	of	de	tot	pf	tp	a	b	s	min
21 Erik Swoope	2	2	0</												

North Florida 62 vs. Miami 75 **Game 3**
11-19-11 **at BankUnited Center**

Garrus Adams scored 14 points as Miami defeated North Florida 75-62. The Ospreys rallied from an 18-point deficit early in the second half and got to within six, at 66-60 on Parker Smith's 3-pointer with 3:10 remaining. The Hurricanes (3-0) held North Florida scoreless in the next 1:32 and secured the win as Durand Scott converted four free throws and Kenny Kadji added another foul shot. Miami converted 20 of 26 free throws, while the Ospreys finished 8 of 14 from the free-throw line. Travis Wallace scored 16 points, 12 in the second half, for North Florida (1-3). The loss was the Ospreys' third straight in their all-time series against Miami, but the result was much closer than the Hurricanes' 85-63 victory in 2007 and 94-41 rout in 2008. Held to five points in the first half, Malcolm Grant responded with eight second-half points. Grant hit consecutive 3-pointers in a 37-second span that gave Miami a 48-32 lead with 14:17 to play. Shane Larkin's 3-pointer with 12:41 remaining gave the Hurricanes their biggest lead, at 50-32. Erik Swoope's basket and two free throws in the first 37 seconds of the second half gave Miami its first double-digit lead, 35-25. The Hurricanes took the lead for good after outscoring the Ospreys 12-2 during a 1:53 stretch early in the first half. Raphael Akpejori's put-back basket with 12:13 remaining ended the spurt and gave Miami a 16-10 lead. North Florida stayed within striking distance on Jerron Granberry's second 3-pointer that cut Miami's lead to 18-15 with 8:15 left. Granberry finished the first half with four 3-pointers on 4-of-6 shooting from behind the arc, but was held scoreless in the second half. He finished with 12 points. Adams' jumper with 40 seconds remaining gave Miami a 31-25 lead at halftime.

UNF 1-3	tot	3-pt	rebounds													
## Player	fg	fga	fga	fta	of	de	tot	pf	tp	a	b	s	min			
04 WILSON, Will	* 0	0	0	0	0	2	2	1	0	3	3	0	25			
05 McROY, Charles	* 0	1	0	1	0	0	1	1	0	1	0	1	13			
15 GRANBERRY, Jeron*	4	8	4	7	0	0	0	1	2	0	1	0	19			
21 DIAZ, Andy	* 5	11	0	3	4	5	4	9	4	13	1	5	0	26		
24 JEUNE, David	* 1	2	0	0	0	1	2	3	5	2	0	2	0	17		
01 WALLACE, Travis	7	14	0	1	2	6	1	7	0	16	0	1	1	21		
03 SMITH, Parker	3	11	3	8	0	1	0	1	9	2	0	0	24			
14 WILLIAMS, Jimmy	0	3	0	1	2	0	0	5	0	4	1	0	2	23		
22 SAUEY, Matt	1	1	0	1	3	0	5	1	3	1	0	0	17			
25 LANDERS, Fred	2	6	1	2	2	1	2	3	7	2	0	0	15			
TEAM					4	2	6									
Totals	23	57	8	21	8	14	18	19	37	20	62	14	13	2	3	200

TOTAL FG%	1st Half: 9-23 39.1%	2nd Half: 14-34 41.2%	Game: 40.4%
3-Pt. FG%	1st Half: 5-12 41.7%	2nd Half: 3-9 33.3%	Game: 38.1%
F Throw %	1st Half: 2-4 50.0%	2nd Half: 6-10 60.0%	Game: 57.1%

Miami 3-0	tot	3-pt	rebounds												
## Player	fg	fga	fga	fta	of	de	tot	pf	tp	a	b	s	min		
01 Durand Scott	* 1	10	0	1	9	10	3	3	4	11	1	0	1	30	
03 Malcolm Grant	* 4	11	3	6	2	3	0	3	0	13	2	0	0	33	
21 Erik Swoope	* 3	3	0	2	4	2	1	3	4	8	1	1	2	33	
25 Garrus Adams	* 4	8	2	5	4	3	2	5	0	14	2	1	0	29	
35 Kenny Kadji	* 4	7	0	1	2	4	6	10	2	9	3	3	1	22	
00 Shane Larkin	3	5	1	3	1	1	0	2	2	1	8	2	0	16	
04 Trey McKinney Jones	3	6	1	3	0	1	2	3	1	7	2	1	0	15	
10 Raphael Akpejori	2	4	0	0	1	2	3	1	4	3	5	0	0	22	
TEAM					2	2									
Totals	24	54	7	18	20	26	15	20	35	15	75	13	8	5	200

TOTAL FG%	1st Half: 13-34 38.2%	2nd Half: 11-20 55.0%	Game: 44.4%
3-Pt. FG%	1st Half: 4-12 33.3%	2nd Half: 3-6 50.0%	Game: 38.9%
F Throw %	1st Half: 1-2 50.0%	2nd Half: 19-24 79.2%	Game: 76.9%

Officials: Brian Dorsey, Tony Greene, Ray Natili
 Technical fouls: UNF-None. Miami-None.
 Attendance: 3,483
Score by Periods **1st** **2nd** **Total**
 UNF 25 37 62
 Miami 31 44 75

Points in the paint-UNF 28,UM 24. Points off turnovers-UNF 11,UM 16.
 2nd chance points-UNF 16,UM 17. Fast break points-UNF 0,UM 12.
 Bench points-UNF 35,UM 20. Score tied-1 time. Lead changed-3 times.
 Last FG-UNF 2nd-01:24, UM 2nd-06:47.
 Largest lead-UNF by 4 1st-14:53, UM by 18 2nd-13:35.

FGCU 50 vs. Miami 60 **Game 4**
11-22-11 **at BankUnited Center**

Malcolm Grant scored 21 points to lead Miami past Florida Gulf Coast 60-50 on Tuesday night. Grant secured the win, converting 5 of 6 free throws in the final 1:21, as the Hurricanes (4-0) held off a comeback attempt from the Eagles (2-3). Sherwood Brown's third 3-pointer with 1:26 remaining got Florida Gulf Coast within seven at 55-48. After Grant converted two free throws with 1:21 left, Brown hit a driving jumper with 55 seconds remaining to cut the Miami lead to seven, 57-50. Brown scored 19 points to lead Florida Gulf Coast. The Eagles rallied from an 18-point halftime deficit with a 9-0 run in the first 4:16 of the second half. Sherwood Brown's 3-pointer with 15:44 left capped the run and put Florida Gulf Coast within nine, 42-33. Following the 3, neither team scored until Miami finally got on the board on Erik Swoope's slam dunk with 13:06 remaining. Miami broke open a close first half with a 23-6 run in the final 6 minutes. Grant keyed the spurt with 10 points, including two 3-pointers. The Eagles entered the game shooting 43 percent from 3-point range but shot only 3-of-15 against Miami. Brown converted the three Florida Gulf Coast 3-pointers, all in the second half. Shane Larkin dribbled length of the court and hit a driving layup at the buzzer that gave the Hurricanes a 42-24 lead at halftime. Eddie Murray scored consecutive baskets as the Eagles scored six unanswered points early in the first half and took a 10-6 lead with 13:53 remaining. Dante Holmes' lay-up kept Florida Gulf Coast within one at 19-18 with 6:32 remaining before Hurricanes went on their late first half surge.

FGCU 2-3	tot	3-pt	rebounds													
## Player	fg	fga	fga	fta	of	de	tot	pf	tp	a	b	s	min			
20 FIELER, Chase	f 0	0	0	0	0	1	2	4	6	0	0	1	1	2	0	28
34 CANTINO, Kevin	c 2	6	0	0	0	2	2	4	3	4	0	2	1	0	16	
02 THOMPSON, Bernard	g 2	5	0	1	1	2	1	5	6	3	5	1	4	0	1	27
03 COMER, Brett	g 3	9	0	0	1	0	2	2	1	6	4	4	0	0	29	
25 BROWN, Sherwood	g 8	12	3	7	0	0	3	8	11	5	19	0	1	0	24	
01 HOLMES, Dante	2	7	0	3	2	2	0	2	2	6	0	1	0	0	19	
05 VARIDEL, Christophe	0	4	0	3	2	0	3	3	4	2	0	2	0	0	23	
15 CVJETICANIN, Filip	0	1	0	1	0	0	0	0	0	0	1	1	0	1	16	
23 MURRAY, Eddie	3	5	0	2	3	0	2	2	4	8	0	1	1	0	18	
TEAM					1	1										
Totals	20	49	3	15	7	11	9	28	37	22	50	7	17	5	200	

TOTAL FG%	1st Half: 11-29 37.9%	2nd Half: 9-20 45.0%	Game: 40.8%
3-Pt. FG%	1st Half: 0-7 0.0%	2nd Half: 3-8 37.5%	Game: 20.0%
F Throw %	1st Half: 2-4 50.0%	2nd Half: 5-7 71.4%	Game: 63.6%

Miami	tot	3-pt	rebounds												
## Player	fg	fga	fga	fta	of	de	tot	pf	tp	a	b	s	min		
21 Erik Swoope	f 2	5	0	0	0	3	0	3	4	4	0	1	0	0	22
35 Kenny Kadji	c 2	6	0	0	2	2	5	1	6	0	0	2	0	23	
01 Durand Scott	g 2	8	0	3	1	2	1	4	5	1	5	1	2	35	
03 Malcolm Grant	g 5	14	4	11	7	10	0	4	4	1	21	0	0	2	32
25 Garrus Adams	g 2	8	2	7	1	2	0	4	4	1	7	1	2	0	32
00 Shane Larkin	2	6	1	3	3	1	5	6	1	8	4	1	0	28	
04 Trey McKinney Jones	3	9	0	3	3	4	2	3	5	2	9	2	1	0	22
10 Raphael Akpejori	0	0	0	0	0	0	0	0	0	1	0	0	1	0	6
TEAM					2	4									
Totals	18	56	7	27	17	23	12	24	36	12	60	7	4	7	200

TOTAL FG%	1st Half: 14-32 43.8%	2nd Half: 4-24 16.7%	Game: 32.1%
3-Pt. FG%	1st Half: 5-15 33.3%	2nd Half: 2-12 16.7%	Game: 25.9%
F Throw %	1st Half: 9-11 81.8%	2nd Half: 8-12 66.7%	Game: 73.9%

Officials: Doug Simmons, Ron Groover, J.B. Caldwell
 Technical fouls: Florida Gulf Coast-None. Miami-None.
 Attendance: 3,316
Score by Periods **1st** **2nd** **Total**
 Florida Gulf Coast 24 26 50
 Miami 42 18 60

Points in the paint-FGCU 26,UM 12. Points off turnovers-FGCU 4,UM 17.
 2nd chance points-FGCU 10,UM 6. Fast break points-FGCU 2,UM 7.
 Bench points-FGCU 16,UM 17. Score tied-6 times. Lead changed-2 times.
 Last FG-FGCU 2nd-00:55, UM 2nd-02:04.
 Largest lead-FGCU by 4 1st-13:53, UM by 18 1st-01:01.

Miami 61 at Ole Miss 64 (ot) **Game 5**
11-25-11 **at Smith Coliseum**

Dundreous Nelson scored 17 points, while Murphy Holloway added 13 points and a game-high 17 rebounds Friday night as Mississippi defeated Miami 64-61 in overtime. The Rebels (5-1) took the lead for good, 60-58, on a dunk by Holloway with 3:06 left in overtime and survived potential game-winning and game-tying shots by Malcolm Grant at the end of regulation and in overtime. Jarvis Summers had 13 points and Terrence Henry added 12 for Ole Miss. The Rebels played without starting forward Reginald Buckner, who sat out due to a knee injury suffered in practice Thursday. He is expected to return in December. Ole Miss raced to a 17-0 lead in the opening 8 minutes and led 46-41 with 8 minutes left in regulation before Miami rallied to force overtime. Grant led the Hurricanes (4-1) with 22 points, including 6 of 12 from 3-point range. Grant's final 3-point shot pulled Miami within 62-61 with 21 seconds remaining in overtime. Ole Miss followed Grant's 3 with a pair of free throws from Summers with 20 seconds left to build the 64-61 cushion. Durand Scott added 13 points and Trey McKinney 12 for Miami. Scott had his final shot blocked by Nelson and Grant recovered the ball outside the 3-point line, but was forced to rush an unsuccessful 3 at the buzzer. Miami, which trailed 29-25 at halftime, finished 22 of 60 (36.7 percent) from the field. Ole Miss was 19 of 50 (38 percent) from the field. The Hurricanes were 8 of 13 (61.5 percent) from the free-throw line, while the Rebels finished 19 of 30 (63.3 percent) from the stripe. In overtime, Ole Miss converted 8 of 10 free-throw opportunities, including five from Summers. Miami managed only 2 of 4 in the extra frame, both from Scott. The win was the first at home for Ole Miss over an ACC opponent and marked its first win over an ACC team since a March 2008 quarterfinal win in the National Invitational Tournament at Virginia Tech.

Miami 4-1	tot	3-pt	rebounds												
## Player	fg	fga	fga	fta	of	de	tot	pf	tp	a	b	s	min		
21 Erik Swoope	f 3	4	0	0	0	2	1	3	4	6	0	2	1	0	36
35 Kenny Kadji	f 1	4	0	0	0	0	1	1	2	2	0	1	2	0	11
01 Durand Scott	g 3	9	1	3	6	9	0	6	6	3	13	4	6	0	43
03 Malcolm Grant	g 8	18	6	12	0	0	3	3	2	22	1	0	0	41	
25 Garrus Adams	g 1	5	0	2	2	4	1	6	7	4	1	2	0	3	30
00 Shane Larkin	1	8	0	3	0	0	1	1	2	4	2	2	0	6	29
04 Trey McKinney Jones	5	10	2	5	0	2	7	9	5	12	3	2	0	31	
10 Raphael Akpejori	0	1	0	0	0	1	0	1	0	0	0	0	0	2	
15 Rion Brown	0	1	0	1	0	0	0	0	0	0	0	0	1	1	2
TEAM					3	2	5								
Totals	22	60	9	26	8	13	10	27	37	21	61	13	16	3	11225

TOTAL FG%	1st Half: 9-28 32.1%	2nd Half: 11-25 44.0%	Game: 36.7%
3-Pt. FG%	1st Half: 4-9 44.4%	2nd Half: 4-14 28.6%	Game: 34.6%
F Throw %	1st Half: 3-5 60.0%	2nd Half: 3-4 75.0%	Game: 61.5%

Ole Miss 5-1	tot	3-pt	rebounds													
## Player	fg	fga	fga	fta	of	de	tot	pf	tp	a	b	s	min			
01 Henry, Terrance	f 2	9	1	3	7	8	1	5	6	2	12	1	1	0	40-	
31 Holloway, Murphy	f 5	10	0	1	3	6	5	12	17	1	13	1	3	1	0	41
04 Cox, Demarco	c 1	2	0	0	0	1	2	3	2	2	1	3	1	0	19	
20 Williams, Nick	g 2	7	1	4	2	2	0	3	3	3	7	2	1	0	33	
32 Summers, Jarvis	g 3	8	1	4	6	10	0	1	1	4	13	3	1	0	32	
03 Jones, Jamal	0	0	0	0	0	0	0	0	0	0	0	0	1	0	0	2
05 Nelson, Dundreous	6	11	4	8	1	4	0	0	0	4	17	0	6	3	28	
12 Aniefok, Maurice																

Miami 65 at Purdue 76 **Game 6**
11-29-11 **at Mackey Arena**

Miami went to a small lineup, and Purdue made the Hurricanes pay. The Boilermakers shot 55 percent to defeat Miami 76-65 on Tuesday night in the Big Ten/ACC Challenge. Miami didn't have a starter taller than 6-foot-6. That prompted Purdue, which normally takes more than 40 percent of its shots from beyond the 3-point line, to focus on shooting from close range. The Boilermakers still took 16 3-pointers, but they made 22 of 31 shots inside the 3-point line. Hurricanes coach Jim Larranaga knew he was taking a risk. Robbie Hummel had 17 points and five rebounds, Lewis Jackson scored 15 points and Terone Johnson added 13 for the Boilermakers, who won their Challenge matchup for the third straight year and claimed their 22nd straight home victory. Jackson is only 5-foot-9, but he was one of the main beneficiaries of Purdue's aggressive approach. The point guard constantly weaved his way through Miami's defense. Purdue reserves Terone Johnson and Anthony Johnson combined to score 15 points in the second half. Malcolm Grant and Shane Larkin each scored 16 points for Miami (4-2). Larkin had averaged just 5.3 points this season before the outburst. But the Boilermakers held Miami to 39 percent shooting, in part because they stopped Miami's penetration. The Hurricanes have dropped their first two road games. They lost 64-61 at Mississippi on Friday night. Purdue led 37-25 at halftime. Hummel had nine points and Jackson eight at the break. Jackson opened the second-half scoring with an acrobatic layup. He was fouled on the shot and converted the three-point play. Purdue increased its lead to 49-36 before Larkin hit two 3-pointers during an 8-0 run to cut the deficit to 49-44. Purdue regained control with a layup by Anthony Johnson and a basket by Terone Johnson after a steal by Jacob Lawson. Kelsey Barlow then stole Miami's inbound pass and found Anthony Johnson for a layup to push Purdue's lead back up to 61-50 with 8:40 to play. The Boilermakers remained in control from there. Hummel made 4 of 4 free throws in the final minute to seal the win.

Miami 4-2	tot	3-pt	rebounds											
## Player	fg	fga	fga	fta	of	de	tot	pf	tp	a	to	b	s	min
21 Erik Swoope	f	2	2	0	0	0	1	1	5	4	1	1	1	19
01 Durand Scott	g	3	7	0	2	6	1	1	2	3	12	2	1	32
03 Malcolm Grant	g	6	15	2	6	2	2	3	3	2	16	1	3	35
04 TreyMcKinneyJones	g	3	10	2	6	2	2	5	7	2	10	4	1	32
25 Garrus Adams	g	1	5	0	2	0	1	1	3	2	1	0	0	21
00 Shane Larkin	5	9	4	2	2	0	0	4	16	2	1	0	0	21
10 Raphael Akpejori	0	2	0	0	2	2	5	7	3	2	1	3	0	14
15 Rion Brown	1	4	0	3	1	2	3	4	0	3	0	0	0	24
35 Kenny Kadji	0	0	0	0	0	0	0	0	0	0	1	0	0	2
TEAM					1	3	4							
Totals	21	54	8	23	15	20	19	29	22	65	12	11	4	200

TOTAL FG% 1st Half: 8-29 27.6% 2nd Half: 13-25 52.0% Game: 38.9%
3-Pt. FG% 1st Half: 3-12 25.0% 2nd Half: 5-11 45.5% Game: 34.8%
F Throw % 1st Half: 6-8 75.0% 2nd Half: 9-12 75.0% Game: 75.0%

Purdue 7-1	tot	3-pt	rebounds											
## Player	fg	fga	fga	fta	of	de	tot	pf	tp	a	to	b	s	min
04 Hummel, Robbie	* 5	8	1	4	6	7	0	5	3	17	0	1	1	32
12 Barlow, Kelsey	* 1	7	0	1	5	6	1	3	4	3	7	2	0	12
23 Jackson, Lewis	* 4	7	0	1	7	11	1	3	4	3	15	2	3	23
24 Smith, Ryne	* 2	5	2	5	0	0	1	1	1	6	2	2	0	25
55 Marcus, Sandi	* 1	1	0	0	2	3	0	2	2	1	4	0	3	11
00 Johnson, Terone	6	9	1	3	0	1	2	3	1	13	1	0	1	22
01 Johnson, Anthony	4	7	0	2	0	0	3	3	1	8	2	0	0	1
21 Byrd, D.J.	0	0	0	0	0	0	0	0	0	0	0	0	0	9
34 Lawson, Jacob	2	2	0	0	1	1	0	1	2	4	0	2	1	18
50 Carroll, Travis	1	1	0	0	0	0	2	1	3	0	2	1	0	8
TEAM					2	2								
Totals	26	47	4	16	20	29	6	22	28	17	76	10	10	5

TOTAL FG% 1st Half: 14-26 53.8% 2nd Half: 12-21 57.1% Game: 55.3%
3-Pt. FG% 1st Half: 3-10 30.0% 2nd Half: 1-6 16.7% Game: 25.0%
F Throw % 1st Half: 6-8 75.0% 2nd Half: 14-21 66.7% Game: 69.0%

Officials: Mike Sanzere, Lamont Simpson, Ed Corbett
Technical fouls: Miami-None. Purdue-None.
Attendance: 13,927

Score by Periods	1st	2nd	Total
Miami	25	40	65
Purdue	37	39	76

Points in the paint-UM 0, PUR 0. Points off turnovers-UM 5, PUR 13.
2nd chance points-UM 10, PUR 4. Fast break points-UM 0, PUR 0.
Bench points-UM 21, PUR 27. Score tied-3 times. Lead changed-3 times.
Last FG-UM 2nd-01:00, PUR 2nd-02:26.
Largest lead-UM by 2 1st-19:12, PUR by 14 2nd-15:09.

UMass 75 vs. Miami 83 **Game 7**
12-03-11 **BankUnited Center**

Durand Scott scored 16 points to lead Miami to an 83-75 victory over Massachusetts. Scott scored all of his points on free throws as he finished 0-for-6 from the field but made 16-of-18 free throw attempts. Scott also had six assists and six rebounds. The Hurricanes (5-2) overcame a Minutemen comeback and clinched the win on Kenny Kadji's slam dunk with 24 seconds remaining for an 81-74 lead. Massachusetts had three attempts to cut a 79-74 deficit under two minutes but Sean Carter missed two free throws, Chaz Williams' running jumper fell off the rim and Kadji blocked Carter's short field goal attempt with 1:31 left. Malcolm Grant scored 15 points and Shane Larkin finished with 14 points for the Hurricanes. Williams scored 22 points to lead the Minutemen (6-3). Williams converted four free throws and Raphael Putney scored two free throws as The Minutemen rallied from a 73-64 deficit and cut the Miami lead to 73-70 with 4:29 left. Williams' jumper with 2:36 left again cut the Miami lead to 77-74. Scott converted two free throws with 2:01 left and pushed the Hurricanes' advantage to 79-74. Massachusetts rallied from its second 11-point deficit early in the second half with seven unanswered points. Carter's dunk with 11:59 remaining capped the run and got the Minutemen within 50-46. Grant and Trey McKinney Jones scored five points each and Scott converted 5-of-6 free throws as Miami outscored Massachusetts, 17-1, and took the lead for good during a 7:56 stretch late in the first half. Grant's corner 3-pointer with 1:45 remaining capped the run and gave the Hurricanes a 39-26 lead. The Minutemen's field goal scoring drought ended on Carter's dunk with 1:31 remaining. Massachusetts missed five field goal attempts and committed three turnovers during the Hurricanes' spurt. Jesse Morgan's jumper with 39 seconds remaining cut Miami's lead to 41-31 at halftime. The Hurricanes twice had seven-point leads in the opening four minutes of the first half but the Minutemen kept the deficit within two possessions. Williams' second of consecutive 3-pointers gave Massachusetts a 25-22 lead with 8:41 left.

UMASS 6-3	tot-fg	3-pt	rebounds											
## Player	fg	fga	fga	fta	of	de	tot	pf	tp	a	to	b	s	min
33 VINSON, Terrell	f	1	4	0	3	3	4	0	6	3	5	1	4	0
54 CARTER, Sean	c	4	8	0	0	4	7	5	3	8	4	12	1	29
00 FARRELL, Javorn	g	1	6	1	2	2	2	1	3	3	5	2	1	22
03 WILLIAMS, Chaz	g	6	17	6	7	8	2	2	4	4	22	4	2	39
04 RILEY, Freddie	g	2	9	1	5	1	2	1	4	5	1	6	0	0
01 ESHO, Maxie	1	3	0	0	1	2	1	2	3	3	3	0	2	0
05 MORGAN, Jesse	4	9	2	6	0	0	1	1	2	1	10	2	0	15
10 LALANNE, Cady	2	4	0	0	0	0	2	4	6	4	4	0	2	10
34 PUTNEY, Raphael	3	6	0	2	2	2	0	4	4	8	2	1	2	19
TEAM					4	4								
Totals	24	66	7	24	20	27	17	28	45	27	75	12	14	3

TOTAL FG% 1st Half: 11-30 36.7% 2nd Half: 13-36 36.1% Game: 36.4%
3-Pt. FG% 1st Half: 5-13 38.5% 2nd Half: 2-11 18.2% Game: 29.2%
F Throw % 1st Half: 4-7 57.1% 2nd Half: 16-20 80.0% Game: 74.1%

Miami 5-2	tot-fg	3-pt	rebounds											
## Player	fg	fga	fga	fta	of	de	tot	pf	tp	a	to	b	s	min
04 TreyMcKinneyJones	f	4	9	2	5	0	0	8	8	4	10	3	1	32
10 Raphael Akpejori	f	2	2	0	0	2	3	2	1	3	4	6	0	10
00 Shane Larkin	g	4	9	2	3	4	1	3	4	3	14	2	3	11
01 Durand Scott	g	0	6	0	0	16	2	4	6	3	16	6	1	36
03 Malcolm Grant	g	5	14	3	7	2	4	0	2	3	15	2	2	34
15 Rion Brown	2	6	1	2	2	1	2	0	7	0	3	1	0	19
21 Erik Swoope	3	6	0	0	2	1	1	2	3	6	1	0	1	17
35 Kenny Kadji	4	7	0	0	1	3	2	5	7	3	9	0	1	30
TEAM					1	5	6							
Totals	24	59	8	17	27	36	10	30	40	23	83	14	11	7

TOTAL FG% 1st Half: 13-32 40.6% 2nd Half: 11-27 40.7% Game: 40.7%
3-Pt. FG% 1st Half: 5-9 55.6% 2nd Half: 3-8 37.5% Game: 47.1%
F Throw % 1st Half: 10-12 83.3% 2nd Half: 17-24 70.8% Game: 75.0%

Officials: Brian O'Connell, Tim Kelly, Sean Hull
Technical fouls: UMASS-None. Miami-None.
Attendance: 3,653

Score by Periods	1st	2nd	Total
UMass	31	44	75
Miami	41	42	83

Points in the paint-UMASS 18, UM 20. Points off turnovers-UMASS 11, UM 19.
2nd chance points-UMASS 14, UM 10. Fast break points-UMASS 7, UM 11.
Bench points-UMASS 25, UM 22. Score tied-6 times. Lead changed-3 times.
Last FG-UMASS 2nd-02:36, UM 2nd-00:23.
Largest lead-UMASS by 3 1st-08:43, UM by 13 1st-01:46.

Memphis 71 vs. Miami 54 **Game 8**
12-06-11 **BankUnited Center**

Sophomore Will Barton had career highs of 27 points and 14 rebounds to help No. 21-ranked Memphis overcome a poor night of outside shooting and beat the Miami Hurricanes 71-54 Tuesday night. The Tigers, who sank 15 3-pointers in a rout three nights earlier, went 1 for 12 from beyond the arc. They repeatedly worked the ball inside in the second half to pull away. Memphis (5-2) won its third game in a row. The Hurricanes (5-3) lost in their first game against a ranked team, and the defeat snapped a streak of 27 consecutive non-conference home victories. Barton shot 12 for 20, including three alley-oop dunks, and he added four steals. Chris Crawford totaled nine points, five assists and four steals. Adonis Thomas had 10 rebounds for the Tigers, who had a 44-37 advantage on the boards. The Hurricanes raced to a 7-0 lead but cooled off after that and shot just 36 percent. Their point total was a season low. Miami's talented guard trio of Durand Scott, Malcolm Grant and Shane Larkin combined for only 22 points. Kenny Kadji had 12 points for the Hurricanes, and Scott and Trey McKinney Jones added 10 apiece. There were seven lead changes in the first half. The Tigers took a 27-26 lead into the second half and slowly pulled away. Joe Jackson was 0 for 6 from the field before he sank the Tigers' only 3-pointer to put them up 40-35. Crawford fed Barton for scores on consecutive possessions, then made a three-point play that made it 53-46. Stan Simpson's layup gave the Tigers their first double-digit lead, 59-49, and the Tigers sank eight free throws in the final four minutes to increase their cushion. The Hurricanes sank consecutive 3-pointers en route to the 7-0 lead. Barton made a steal and dunk for the Tigers' first basket, then scored on their next two possessions as well. Barton dunked on an alley-oop pass from Crawford to give the Tigers their first lead, 14-13. The Hurricanes missed eight of their final nine shots in the opening half to fall behind for good.

Memphis 5-2	tot-fg	3-pt	rebounds											
## Player	fg	fga	fga	fta	of	de	tot	pf	tp	a	to	b	s	min
11 WITHERSPON, Wesley	0	6	0	2	0	0	1	3	4	2	0	2	0	15
32 SIMPSON, Stan	f	3	3	0	2	2	0	1	1	3	8	0	1	13
01 JACKSON, Joe	g	1	7	1	3	5	6	0	1	1	8	3	0	10
03 CRAWFORD, Chris	g	4	6	0	1	1	1	0	1	4	9	5	2	14
05 BARTON, Will	g	12	20	0	2	3	7	5	9	14	1	27	3	12
02 BARTON, Antonio	2	3	0	0	0	0	1	1	3	4	1	1	0	24
10 BLACK, Tarik	3	4	0	0	3	4	3	6	4	9	0	1	1	26
35 THOMAS, Adonis	3	11	0	4	0	0	2	8	10	1	6	0	0	1
TEAM					2	3								
Totals	28	60	1	12	14	20	13	28	41	19	71	12	8	7

TOTAL FG% 1st Half: 12-37 32.4% 2nd Half: 16-23 69.6% Game: 46.7%
3-Pt. FG% 1st Half: 0-7 0.0% 2nd Half: 1-5 20.0% Game: 8.3%
F Throw % 1st Half: 3-5 60.0% 2nd Half: 11-15 73.3% Game: 70.0%

Miami 5-3	tot-fg	3-pt	rebounds											
## Player	fg	fga	fga	fta	of	de	tot	pf	tp	a	to	b	s	min
10 Raphael Akpejori	0	1	0	0	2	4	1	1	2	2	2	0	3	10
00 Shane Larkin	g	3	8	0	2	1	1	0	3	3	7	0	1	0
01 Durand Scott	g	4	12	1	3	1	5	6	1	10	5	2	0	32
03 Malcolm Grant	g	2	9	1	5	0	0	2	2	1	5	2	0	29
04 TreyMcKinneyJones	g	4	8	2	6	0	0	5	5	4	10	1	3	0
15 Rion Brown	1	4	1	2	3	4	0	1	1	6	0	0	0	19
21 Erik Swoope	1	4	0	0	0	0	3	1	4	5	2	0	0	15
25 Garrus Adams	0	0	0	0	0	0	0	0	0	0	0	0	0	5
35 Kenny Kadji	5	10	0	1	2	6	2	4	6	2	12	0	1	

West Virginia 77, Miami 66 **Game 9**
12-10-11 **WVU Coliseum**

Darryl "Truck" Bryant scored a career-high 27 points and West Virginia's defense put the clamps on Miami for a 77-66 non-conference victory Saturday night. For the Mountaineers (6-2), it was their second straight victory in about 48 hours after up-setting Kansas State in double overtime Thursday night. Miami (5-4) lost for the fourth time in its last five contests. The Hurricanes started the season 4-0. Malcolm Grant scored 17 points to lead the Hurricanes and Kenny Kadji and Garius Adams had 15 points apiece. The Hurricanes owned a 37-35 first half lead as both teams shot 50 percent from the field. The edge belonged to the visitors because they made 6 of 12 triples in the first 20 minutes. But after intermission, West Virginia stifled the Hurricanes, who continually came up with empty possessions as Bryant and the Mountaineers pushed the lead. In fact, Miami's first field goal came with 11:01 left in the game. By then, WVU had the tussle in hand. Trailing by a basket, West Virginia jumped out to an 8-0 lead for a 43-37 lead with 17:26 left. Bryant and Kilici scored all 12 points as the Mountaineers assumed a 51-39 lead with 14:56 to go. In fact, Miami went seven consecutive possessions without scoring a field goal. The Hurricanes' three free throws at the time were not enough against a soaring West Virginia team, which had outscored Miami 25-3 by the 11:27 mark. Freshman Aaron Brown's 3-pointer at that juncture gave the Mountaineers their largest lead, 60-40. West Virginia shot 54 percent (27 of 50) from the floor, 40 percent from long range (8 of 20) and 83.3 percent from the foul line (15 of 18). After hitting half of their 30 first-half shots, the Hurricanes made just 36 percent from the field (9 of 25) and 27.3 (3 of 11) from 3 in the second half. Miami outrebounded West Virginia 15-14 in the first half, but like the defense, the board work picked up for the home team. It out-caromed the Hurricanes 33-26 for the game.

Miami 5-4	tot	3-pt	rebounds											
## Player	fg	fga	fga	ft	fta	of	de	tot	pf	tp	a	b	s	min
21 Erik Swoope	f	0	2	0	0	0	1	2	3	2	0	0	0	14
35 Kenny Kadji	c	4	6	3	3	4	6	0	3	3	5	1	3	30
01 Durand Scott	g	3	10	0	0	0	3	3	6	3	6	2	1	30
02 Malcolm Grant	g	7	14	1	6	2	2	2	2	1	17	2	1	37
04 Trey McKinney Jones	g	1	5	0	3	0	1	1	4	2	0	2	0	20
00 Shane Larkin	3	8	1	5	1	2	1	2	1	8	1	2	0	19
10 Raphael Akpejori	1	3	0	0	0	1	2	3	3	0	0	0	0	16
15 Rion Brown	0	0	0	0	0	0	0	0	0	0	0	0	0	2
25 Garius Adams	5	7	4	6	1	3	1	2	3	1	5	2	0	32
TEAM								1	3	4				
Totals	24	55	9	23	9	15	8	18	26	20	66	10	9	4

TOTAL FG% 1st Half: 15-30 50.0% 2nd Half: 9-25 36.0% Game: 43.6%
3-Pt. FG% 1st Half: 6-12 50.0% 2nd Half: 3-11 27.3% Game: 39.1%
F Throw % 1st Half: 1-3 33.3% 2nd Half: 8-12 66.7% Game: 60.0%

WEST VIRGINIA 6-2	tot	3-pt	rebounds											
## Player	fg	fga	fga	ft	fta	of	de	tot	pf	tp	a	b	s	min
05 JONES, Kevin	f	4	12	0	4	4	2	7	9	1	12	2	0	11
13 KILICLI, Deniz	f	7	11	0	0	4	6	1	7	8	3	18	5	2
55 MILES, Keaton	f	0	1	0	0	0	0	1	1	1	0	0	0	6
04 HINDS, Jabarie	g	0	2	0	0	0	1	1	1	0	1	0	0	19
25 BRYANT, Darryl	g	9	12	5	7	4	4	4	4	2	27	4	4	39
12 BROWN, Aaron	3	6	1	3	0	0	1	2	1	7	1	1	0	28
14 BROWNE, Gary	3	5	2	4	1	2	2	2	3	9	6	3	0	28
34 NORREEN, Kevin	1	1	0	0	2	2	1	3	4	3	4	0	0	7
TEAM								1	2					
Totals	27	50	8	20	15	18	6	27	33	15	77	19	11	3

TOTAL FG% 1st Half: 13-26 50.0% 2nd Half: 14-24 58.3% Game: 54.0%
3-Pt. FG% 1st Half: 4-12 33.3% 2nd Half: 4-8 50.0% Game: 40.0%
F Throw % 1st Half: 5-6 83.3% 2nd Half: 10-12 83.3% Game: 83.3%

Officials: Jim Burr, John Gaffney, Jamie Luckie
Technical fouls: Miami-None. WEST VIRGINIA-None.
Attendance: 12,257

Score by Periods	1st	2nd	Total
Miami	37	29	66
WEST VIRGINIA	35	42	77

Kadji (UM) fouled out with 2:19 left in the game.

Points in the paint-UM 14,WVU 24. Points off turnovers-UM 14,WVU 19.
2nd chance points-UM 5,WVU 7. Fast break points-UM 4,WVU 0.
Bench points-UM 26,WVU 20. Score tied-2 times. Lead changed-1 time.
Last FG-UM 2nd-00:29, WVU 2nd-02:18.
Largest lead-UM by 8 1st-13:48, WVU by 20 2nd-11:27.

Miami 93, FAU 90 (2ot) **Game 10**
12-17-11 **BankAtlantic Center**

Center Reggie Johnson made his season debut to give the Miami Hurricanes a lift, and they overcame the heroics of freshman Omari Grier to beat Florida Atlantic in double overtime on Saturday 93-90. Johnson, back after undergoing right knee surgery in June, came off the bench and had 15 points, nine rebounds, five blocks and five assists. Grier, making his first start, scored a season-high 27 points. He sank a 3-pointer for the final points in regulation, and another 3 to force the second overtime. Miami (6-4) shot 62 percent, including 14 for 20 from 3-point range. Florida Atlantic (4-7) went 15 for 39 on 3-pointers. The Hurricanes' Kenny Kadji scored 21 points and was chosen as the game's most valuable player in the Orange Bowl Classic game. He went 4 of 5 from 3-point range. Durand Scott added 18 points, and reserve Rion Brown scored 15 in 27 minutes. Raymond Taylor had 20 points and nine assists for Florida Atlantic. Leading scorer Greg Gant sat out because of a sprained left ankle. The narrow defeat was the second in a row for the Owls against an opponent from a major conference. They led at Mississippi State with less than 10 minutes left Tuesday before losing. Florida Atlantic fell to 1-21 against Miami. Malcolm Grant's 3-pointer with 3:20 left in the game put the Hurricanes ahead to stay, 87-84. Grant then fed Scott for a layup, and Kadji and Scott each made two free throws in the final 68 seconds. Even so, the Owls had a chance to send the game to a third OT, but Taylor missed a 25-footer with one second left. Florida Atlantic trailed 71-65 before sinking three baskets in the final 40 seconds of the second half to force overtime. Grier's 3-pointer with less than 2 seconds left made it 72-68. Grier sank another 3-pointer to tie the game again at 82 with 33 seconds left in the first overtime. He finished 7 of 12 from behind the arc. Scott made a pair of 3-pointers to help the Hurricanes take a 10-2 lead, and their biggest margin was 25-15. Grier hit consecutive 3-pointers and Taylor hit a driving layup during an 8-0 run that gave the Owls their largest lead at 48-43.

FAU 4-7	tot	3-pt	rebounds											
## Player	fg	fga	fga	ft	fta	of	de	tot	pf	tp	a	b	s	min
52 White, Kore	f	8	13	2	3	0	0	4	2	6	0	18	2	0
02 Taylor, Raymond	g	7	17	4	9	2	2	1	2	3	2	20	9	4
10 Mavin, Dennis	g	0	2	0	0	0	0	1	1	2	1	0	2	0
25 Bertone, Pablo	g	2	12	1	4	1	2	5	6	4	6	2	2	42
31 Grier,Omari	g	9	17	7	12	2	0	3	3	2	27	2	1	0
01 Richardson, Shavar	0	0	0	0	0	1	0	0	0	1	0	1	0	4
04 Mattison, Andre	0	0	0	0	0	0	0	0	0	0	0	0	0	5
05 Tucker, Alex	4	6	1	1	4	5	1	2	3	13	7	3	0	6
21 McCoy, Jordan	2	4	0	0	1	2	3	6	5	5	0	1	0	21
TEAM								5	2	7				
Totals	32	71	15	29	11	14	16	19	35	18	90	21	16	3

TOTAL FG% 1st Half: 10-29 34.5% 2nd Half: 16-29 55.2% Game: 45.1%
3-Pt. FG% 1st Half: 5-11 45.5% 2nd Half: 8-13 61.5% Game: 51.7%
F Throw % 1st Half: 5-8 62.5% 2nd Half: 2-2 100% Game: 78.6%

Miami 6-4	tot	3-pt	rebounds											
## Player	fg	fga	fga	ft	fta	of	de	tot	pf	tp	a	b	s	min
21 Erik Swoope	f	1	2	0	0	0	0	1	1	2	0	0	1	10
35 Kenny Kadji	c	7	11	3	4	5	0	3	3	1	21	0	2	32
01 Durand Scott	g	7	11	2	5	2	2	0	1	3	18	2	4	0
03 Malcolm Grant	g	2	5	2	2	3	6	0	3	3	2	9	5	0
04 Trey McKinney Jones	4	5	2	3	0	0	3	2	10	4	2	1	0	26
00 Shane Larkin	1	3	1	2	0	0	2	2	3	3	4	2	0	27
15 Rion Brown	5	7	4	5	1	2	0	0	2	15	0	1	0	27
42 Reggie Johnson	4	6	0	0	7	10	2	7	9	15	5	2	5	1
TEAM								1	2	3				
Totals	31	50	14	20	17	25	3	22	25	17	93	20	18	10

TOTAL FG% 1st Half: 13-24 54.2% 2nd Half: 12-17 70.6% Game: 62.0%
3-Pt. FG% 1st Half: 6-9 66.7% 2nd Half: 5-6 83.3% Game: 70.0%
F Throw % 1st Half: 2-2 100% 2nd Half: 9-15 60.0% Game: 68.0%

Officials: Ray Matili, Andrew Marotta, Dwayne Gladden
Technical fouls: FAU-None. Miami-None.
Attendance: 11,262

Score by Periods	1st	2nd	OT	OT2	Total
FAU	30	42	10	8	90
Miami	34	38	10	11	93

Points in the paint-FAU 32,UM 28. Points off turnovers-FAU 32,UM 17.
2nd chance points-FAU 4,UM 2. Fast break points-FAU 9,UM 7.
Bench points-FAU 19,UM 33. Score tied-11 times. Lead changed-10 times.
Last FG-FAU OT2-00:09, UM OT2-02:24.
Largest lead-FAU by 5 2nd-12:31, UM by 10 1st-06:51.

Miami 76, Charlotte 61 **Game 11**
12-22-11 **Halton Arena**

Kenny Kadji scored 18 points and grabbed 10 rebounds and Miami pulled away in the second half to beat Charlotte 76-61 on Thursday night. Durand Scott added 14 points and Reggie Johnson and Rion Brown added 11 each for the Hurricanes (7-4), who made up for the absence of leading scorer Malcolm Grant by shooting 54 percent (27 of 50) from the field and hitting 8 of 19 3-pointers. All-ACC guard Grant was out of the lineup due to a death in his family. Charlotte (7-3) managed to keep things close early, leading twice in the first five minutes - the last at 9-6 on two Braswell free throws with 14:53 to go in the first half. It then tied it at 18 on K.J. Sherrill's free throw with 8:02 left until halftime. The Hurricanes then took the lead on Trey McKinney Jones' 3-pointer from the corner. Miami then closed out the half on a 13-6 run to lead 31-24 at the break. The 49ers opened the second half with a 12-6 run, capped by Derrio Green's 3-pointer with 16:24 left in the second half, to cut the Hurricanes' lead to 37-36. However, Miami responded by hitting five straight 3s - two by Kadji - during a 21-10 run to push its lead to 60-43 with 8:06 remaining. Charlotte got no closer than nine points the rest of the way. Chris Braswell finished with 12 points for the 49ers, who shot just 32.2 percent (19 of 59) - including 8 of 23 on 3-pointers, in snapping their five-game winning streak.

Miami 7-4	tot	3-pt	rebounds											
## Player	fg	fga	fga	ft	fta	of	de	tot	pf	tp	a	b	s	min
35 Kenny Kadji	f	7	9	2	2	3	1	9	10	1	18	0	1	20
42 Reggie Johnson	c	3	7	0	5	6	2	5	7	2	11	3	4	20
00 Shane Larkin	g	2	7	1	5	4	0	2	2	1	8	2	2	0
01 Durand Scott	g	7	12	0	3	0	0	2	4	1	14	4	1	0
04 Trey McKinney Jones	4	4	2	4	1	2	4	6	4	7	2	1	0	33
05 DeQuan Jones	3	6	0	1	1	2	4	6	4	7	0	1	1	18
10 Raphael Akpejori	0	0	0	0	0	0	0	0	0	0	0	0	0	1
11 Ryan Quigtar	0	0	0	0	0	0	0	0	0	0	0	0	0	0
12 Justin Heller	0	0	0	0	0	0	0	0	0	0	0	0	0	0
15 Rion Brown	3	5	3	5	2	2	2	3	11	0	2	0	0	17
21 Erik Swoope	0	0	0	0	0	0	1	1	1	0	0	0	0	4
TEAM								1	3	4				
Totals	27	50	8	19	14	18	9	29	38	17	76	11	13	5

TOTAL FG% 1st Half: 12-24 50.0% 2nd Half: 15-26 57.7% Game: 54.0%
3-Pt. FG% 1st Half: 3-9 33.3% 2nd Half: 5-10 50.0% Game: 42.1%
F Throw % 1st Half: 4-5 80.0% 2nd Half: 10-13 76.9% Game: 77.8%

Charlotte 7-3	tot	3-pt	rebounds											
## Player	fg	fga	fga	ft	fta	of	de	tot	pf	tp	a	b	s	min
00 BARNETT, Javaris	f	3	8	1	3	2	2	3	1	4	9	1	1	0
11 MAYFIELD, DeMario	2	6	1	3	3	0	3	3	5	6	0	0	0	1
35 BRASWELL, Chris	c	15	26	4	4	4	3	4	7	1	12	0	1	0
01 GREEN, Derrio	g	2	7	2	4	0	0	2	1	3	0	6	1	1
15 HENRY, Pierra	g	3	7	0	1	2	3	2	1	3	5	8	4	1
02 SHERRILL, KJ	0	1	0	0	3	4	0	0	3	0	1	1	0	8
05 NICKERSON, Victor	2	5	0	0	2	3	2	3	2	6	1	0	1	25
10 BRISCOE, Jamar	3	8	1	4	0	0	1	1	0	7	2	1	0	16
14 WILLIAMS, Terrence	0	1	0											

Miami 84, Appalachian State 54 Game 12
12-30-11 BankUnited Center

Durand Scott scored 17 points to lead Miami to an 84-54 win over Appalachian State Friday night. The Hurricanes (8-4) overcame a cold-shooting start, built a 39-24 lead at halftime and never allowed the Mountaineers to get within a single-digit margin in the second half. Rion Brown finished with 15 points for the Hurricanes. Shane Larkin, Reggie Johnson, Trey McKinney Jones and DeQuan Jones each scored 11 points for Miami. Jones was initially suspended by the school for the entire season. At issue was his alleged involvement in his recruitment to MIAMI for a \$10,000 fee through former Hurricanes assistant Jake Morton and ex-Miami booster Nevin Shapiro. He missed the season's first 10 games before Miami reversed course and cleared him to play. An NCAA investigation is still ongoing. The Hurricanes missed eight of their first nine shots before Brown and Garris Adams hit consecutive 3-pointers as part of a 13-3 Miami spurt midway through the first half. Scott's jumper with 8:47 left ended the surge and gave the Hurricanes a 17-10 lead. Scott shot 7 of 9 from the field and is 21 of 32 in his last three games. Brown and Larkin hit back-to-back 3-pointers and increased the Miami lead to 25-16 with 6:33 remaining in the opening half. Larkin scored nine points in the first half. Larkin's three-point play with 3:30 left started a 10-0 run. DeQuan Jones' breakaway slam dunk with 45 seconds left ended the surge and gave Miami its largest lead of the first half, 39-22. Andre Williamson scored 19 points to lead the Mountaineers (5-7). Appalachian State has lost five of its last six. The Hurricanes played their second game without leading scorer Malcolm Grant. The senior guard, who averages 15 points per game, left the team last week because of a death in the family but is expected to return to the lineup for Miami's final nonconference game of the season before ACC play, going against UNC Greensboro on Monday.

Appalachian St	5-7	tot	3-pt	rebounds													
##	Player	fg	fga	fga	fta	fta	of	de	tot	pf	tp	a	to	b	s	min	
21	CARTER, Omar	f	2	9	0	4	0	2	2	4	2	4	3	1	0	2	36
50	WILLIAMSON, Andre	f	8	11	2	3	1	3	4	7	4	19	1	0	1	27	
32	BUTTS, Isaac	c	0	4	0	0	0	1	2	3	1	0	0	3	0	20	
02	HAMILTON, Tab	g	2	9	1	6	3	5	2	4	3	8	0	1	0	28	
23	NEAL, Mike	g	3	8	1	4	0	0	2	2	3	7	3	0	1	27	
03	VILARINO, G.J.	f	1	5	0	1	0	2	1	2	1	2	3	1	0	13	
11	HERALD, Nathan	f	2	0	1	0	0	0	1	2	0	1	0	1	1	4	
13	TRICE, Jamaal	g	2	6	1	1	2	0	2	2	2	6	1	0	0	24	
24	OKAM, Brian	0	0	0	0	0	0	0	2	2	1	0	0	0	1	0	
33	WOODS, Mitch	f	1	3	1	2	3	4	0	1	1	3	6	0	1	17	
	TEAM								2	1	3						
	Totals		20	57	6	22	8	16	11	19	30	21	54	15	12	6	200

TOTAL FG% 1st Half: 9-31 29.0% 2nd Half: 11-26 42.3% Game: 35.1%
3-Pt. FG% 1st Half: 3-12 25.0% 2nd Half: 3-10 30.0% Game: 27.3%
F Throw % 1st Half: 3-7 42.9% 2nd Half: 5-9 55.6% Game: 50.0%

Miami 8-4	tot	3-pt	rebounds														
##	Player	fg	fga	fga	fta	fta	of	de	tot	pf	tp	a	to	b	s	min	
33	Kenny Kadji	f	1	5	0	2	1	2	1	2	2	3	0	0	2	21	
42	Reggie Johnson	c	4	8	0	0	3	3	1	7	8	4	11	1	0	0	25
00	Shane Larkin	g	3	6	2	4	3	3	0	2	2	1	1	3	3	0	32
01	Durand Scott	g	7	9	1	2	2	2	0	2	2	1	17	4	1	0	25
04	Trey McKinney Jones	g	4	6	1	3	2	2	0	3	3	2	11	3	0	0	27
05	DeQuan Jones	g	4	8	0	0	3	7	2	6	8	1	11	0	4	0	21
10	Raphael Akpejori	0	0	0	0	0	0	0	0	0	0	0	0	0	0	2	
11	Ryan Quigstar	0	0	0	0	0	0	0	0	0	0	0	0	0	0	2	
12	Justin Heller	0	0	0	0	0	0	0	2	2	0	0	0	0	0	2	
15	Rion Brown	g	4	5	2	3	5	6	0	3	3	1	15	0	0	27	
21	Erik Swoope	0	1	0	0	0	0	0	0	0	0	2	0	0	1	0	
25	Garris Adams	f	1	2	1	2	0	0	0	1	1	3	1	0	0	11	
	TEAM								1	2	3						
	Totals		28	51	7	16	21	27	5	29	34	15	84	12	9	3	200

TOTAL FG% 1st Half: 14-28 50.0% 2nd Half: 14-23 60.9% Game: 54.9%
3-Pt. FG% 1st Half: 6-12 50.0% 2nd Half: 1-4 25.0% Game: 43.8%
F Throw % 1st Half: 5-9 55.6% 2nd Half: 16-18 88.9% Game: 77.8%

Officials: James Luckie, Ray Natili, Jerry Heater
Technical fouls: Appalachian State-None. Miami-None.
Attendance: 3363
Score by Periods
Appalachian State 24 30 54
Miami 39 45 84

Points in the paint-ASU 16,UM 34. Points off turnovers-ASU 6,UM 15.
2nd chance points-ASU 5,UM 7. Fast break points-ASU 2,UM 9.
Bench points-ASU 16,UM 31. Score tied-2 times. Lead changed-3 times.
Last FG-ASU 2nd-00:35, UM 2nd-02:26.
Largest lead-ASU by 3 1st-14:09, UM by 34 2nd-02:26.

Miami 99, UNCG 89 Game 13
01-02-12 BankUnited Center

Kenny Kadji scored 30 points to lead Miami past North Carolina-Greensboro 99-89 Monday night. The Hurricanes (9-4) withstood an upset bid by the Spartans, who have lost 10 straight and are 0-5 under interim coach Wes Miller. UNC Greensboro (2-13) cut a 93-80 deficit with seven unanswered points late in the second half. David Williams' layup with 1:36 remaining got the Spartans to within 93-87. Durand Scott secured the Miami win with four free throws, finishing with 17 points. Shane Larkin scored 12 consecutive points during a 1:27 span that helped the Hurricanes rally from a seven-point deficit early in the second half. Larkin hit three 3-pointers and converted three free throws after being fouled on an attempted 3-pointer with 13:54 remaining. Larkin's free throws put Miami ahead for good at 68-67. Trevis Simpson scored 36 points to lead UNC Greensboro. Simpson shot 12 of 20 from the field and made 7 of 11 3-pointers. Rion Brown's 3-pointer with 10:38 remaining increased Miami's lead to 79-72. Trey McKinney Jones' two free throws with 6:30 left gave the Hurricanes an 86-76 lead for their first double-digit advantage since midway through the first half. The Spartans started the second half on a 7-0 run. Simpson's 3-pointer 1:43 into the second half capped the run and gave UNC Greensboro a 56-49 lead. Simpson scored 24 points in the first half and converted 5 of 7 shots from behind the arc. Simpson's final 3-pointer of the half turned into a four-point play. McKinney Jones fouled him on the shot and Simpson converted the free throw to give the Spartans a 46-41 lead with 2:51 remaining. Kadji scored Miami's final 10 points of the half and his short jumper tied it at 49 with 26 seconds left. Malcolm Grant, the Hurricanes' leading scorer, returned after a two-game absence and scored eight points. Grant, who averages 15 points a game, left the team for two weeks because of a death in the family.

UNCG 2-13	tot	3-pt	rebounds														
##	Player	fg	fga	fga	fta	fta	of	de	tot	pf	tp	a	to	b	s	min	
00	WILLIAMS, David	f	5	7	0	0	1	3	1	2	2	11	1	1	0	5	24
15	SIMPSON, Trevis	f	12	20	7	11	5	5	1	2	5	36	1	4	0	31	
41	BRACKETT, Aaron	f	1	2	0	0	1	2	0	1	1	3	3	0	0	14	
01	PARKER, Drew	g	2	8	1	3	0	2	4	6	2	5	10	2	0	29	
11	VANDUSSON, Korey	g	3	0	0	0	0	1	2	0	1	1	3	3	0	12	
03	ARMSTRONG, Derrell	f	4	0	1	2	2	1	2	2	4	4	5	0	0	23	
12	RANDALL, Kyle	f	5	7	2	3	0	0	2	2	4	12	1	1	0	18	
13	HENRY, Aloysius	g	3	7	0	0	2	2	3	2	5	5	8	0	3	0	17
31	PAULOS, Nicholas	g	2	5	1	3	2	2	0	4	4	1	7	0	1	0	12
51	HOFFER, Taylor	f	1	3	0	0	0	0	2	1	3	3	2	1	0	0	12
	TEAM								1	1							
	Totals		32	66	11	21	14	18	11	28	29	89	21	20	0	13201	

TOTAL FG% 1st Half: 16-29 55.2% 2nd Half: 16-37 43.2% Game: 48.5%
3-Pt. FG% 1st Half: 8-12 66.7% 2nd Half: 3-9 33.3% Game: 52.4%
F Throw % 1st Half: 9-11 81.8% 2nd Half: 5-7 71.4% Game: 77.8%

Miami 9-4	tot	3-pt	rebounds														
##	Player	fg	fga	fga	fta	fta	of	de	tot	pf	tp	a	to	b	s	min	
35	Kenny Kadji	f	10	15	0	2	10	13	5	7	12	3	30	0	3	2	33
42	Reggie Johnson	c	2	5	0	0	2	4	1	2	4	6	0	1	2	1	15
01	Durand Scott	g	5	10	0	0	7	8	3	4	7	0	17	3	5	0	36
03	Malcolm Grant	g	3	9	1	6	1	2	0	1	1	3	8	2	0	0	19
04	Trey McKinney Jones	g	4	7	1	4	2	2	1	2	3	11	2	1	0	1	28
00	Shane Larkin	g	4	6	3	4	7	7	0	6	6	1	18	3	0	4	28
05	DeQuan Jones	f	1	2	0	1	1	2	1	1	3	0	1	0	0	8	
15	Rion Brown	g	2	5	2	3	0	0	1	2	1	6	2	0	1	27	
21	Erik Swoope	0	0	0	0	0	0	0	0	0	0	1	0	0	0	3	
25	Garris Adams	0	0	0	0	0	0	0	0	1	1	0	0	0	0	3	
	TEAM								1	2	3						
	Totals		31	59	7	20	30	38	13	25	38	17	99	12	18	4	11200

TOTAL FG% 1st Half: 16-32 50.0% 2nd Half: 15-27 55.6% Game: 52.5%
3-Pt. FG% 1st Half: 1-7 14.3% 2nd Half: 6-13 46.2% Game: 35.0%
F Throw % 1st Half: 16-22 72.7% 2nd Half: 14-16 87.5% Game: 78.9%

Officials: William Humes, Louie Andrakakos, Sean Casady
Technical fouls: UNCG-None. Miami-Reggie Johnson.
Attendance: 2900
Score by Periods
UNCG 49 40 89
Miami 49 50 99

Points in the paint-UNCG 40,UM 38. Points off turnovers-UNCG 25,UM 33.
2nd chance points-UNCG 10,UM 13. Fast break points-UNCG 24,UM 13.
Bench points-UNCG 33,UM 27. Score tied-7 times. Lead changed-4 times.
Last FG-UNCG 2nd-00:09, UM 2nd-02:34.
Largest lead-UNCG by 7 2nd-18:17, UM by 13 2nd-04:17.

No. 21/23 Virginia 52, Miami 51 Game 14
01-07-12 John Paul Jones Arena

Mike Scott scored 23 points and No. 21 Virginia held off a rally to beat Miami 52-51 Saturday night for the Cavaliers' 12th consecutive win. The victory wasn't secured until the final second when Miami's Durand Scott missed on a driving layup and grabbed the rebound, but Sammy Zeglinski grabbed the ball before he could go back up with it, tying him up without fouling as the shot clock expired. Zeglinski added six points, making a 3-pointer with 3:42 to play just after Miami had taken its first lead since early in the game. The Cavaliers (14-1, 1-0 Atlantic Coast Conference) continued their best start since the 1981-82 team opened 27-1. Kenny Kadji led Miami (9-5, 0-1) with 14 points and Scott had 12, all in the second half, but the Hurricanes came up just short. Zeglinski's wide open 3-pointer with 3:42 to play was his first basket of the half, and gave the Cavaliers a 48-46 lead. After a Miami miss, Jontel Evans' floater doubled Virginia's lead to 50-46, but Durand Scott's two free throws for Miami made it 50-48 with 2:34 left. Mike Scott's driving basket made it 52-48, but Evans was caught holding Durand Scott's wrist on his driving basket, and Scott's bonus free throw again made it a 1-point advantage. Joe Harris had a chance to pad it for Virginia with 18.2 seconds to go, but he badly missed the front end of a one-and-one. Miami rebounded and called timeout with 13.1 seconds left. They set up the play for Durand Scott, who got a good look at the basket driving in from the left, but came up short and never got a chance to put it back up before the final buzzer. The second half was close throughout. Malcolm Brogdon gave Virginia 40-36 lead with a 3-pointer, but Kadji hit a pair of free throws and Durand Scott scored on another drive, this with the left hand, to tie it at 40-all. After Harris hit a 3 for Virginia, his first field goal of the game, and Rion Brown answered with one for Miami, also his first field goal, Scott's baby hook gave Virginia a 45-53 lead. Kadji made a free throw for Miami with 4:42 left, and the Hurricanes retained possession when he missed the second and the ball went out of bounds off Assane Sene. Miami didn't score, but Kadji did moments later with a dunk over Harris, giving Miami its first lead since early. That set up the dramatic finish. Virginia led 26-17 at halftime, and got the lead to 33-23 on Jontel Evans' foul-line jumper with 16:02 to play before the Hurricanes started to rally. Kadji started it with a 3-pointer from the top off the key, and Reggie Johnson scored on a put-back for the third time in the half. After Scott hit a pair of free throws, Malcolm Grant made a 3-pointer and Scott scored on an acrobatic drive, was fouled and made the shot, pulling Miami to within 35-34 with 12:11 left. Virginia fell behind 10-4 early after missing eight shots in a row, a streak Scott ended with a baby hook. After Rion Brown made a free throw for Miami, the Hurricanes missed seven shots in a row and the Cavaliers started a 20-6 run that lasted the rest of the half. Scott scored eight points in the run. Miami shot just 24 percent in the half.

Miami 9-5, 0-1	tot	3-pt	rebounds														
##	Player	fg	fga	fga	fta	fta	of	de	tot	pf	tp	a	to	b	s	min	
35	Kenny Kadji	f	5	10	1	2	3	4	6	10	3	14	0	3	1	0	36
42	Reggie Johnson	c	3	9	0	0	1	2	6	3	9	7	1	2	0	0	33
01	Durand Scott	g	4	12	0	2	4	4	1	2	3	1	12	3	0	1	34
03	Malcolm Grant	g	3	12	2	8	0	0	1	4	5	3	8	1	2	0	35
04	Trey McKinney Jones	g	2	2	0	1	0	0	0	3	3	2	0	0	0	28	
00	Shane Larkin	0	1	0	1	0	0	0	4	4	1	0	0	0	0	12	
05	DeQuan Jones	g	2	2	1	1	1	1	0	1	1	6	0	0	0	10	
15	Rion Brown	f	1	3	1	2	1	2	0	1	0	4	0	0	0	12	
	TEAM																

No. 3 UNC 73, Miami 56
01-10-12

Game 15
Dean E. Smith Center

Forward Kenny Kadji led Miami with 16 points while center Reggie Johnson added 12 points and nine rebounds in the Canes' 73-56 loss to No. 3 North Carolina on Tuesday night. Dexter Strickland added 14 for the Tar Heels (15-2, 2-0 Atlantic Coast Conference), who closed a nine-game home stand with a perfect record to rebuild some momentum after early losses to UNLV and Kentucky. The Tar Heels led almost the entire night against the Hurricanes and blew the game open with a 17-0 run spanning halftime, which staked UNC to a 23-point lead. That was the biggest deficit of the year for the Hurricanes (9-6, 0-2), who got no closer than 15 points from there. The lopsided loss followed a one-point loss at Virginia over the weekend in coach Jim Larranaga's first ACC game on the Miami sideline. Guard Durand Scott added 12 points, five rebounds and three assists for Miami. Frontcourt player Harrison Barnes struggled to a season-low six points on 2-for-12 shooting, but the Tar Heels' often-overlooked backcourt picked up some of the slack. Much of that started with point guard Kendall Marshall, who seemed more aggressive in looking for his shot and finished with 12 points. The pass-first sophomore has always been eager to set up shots for teammates and came in averaging fewer than five shots per game. But he finished 5-for-7 from the field to earn his first double-figure scoring game of the season to go with eight assists. The five made baskets were a career high for Marshall, who was averaging about five points and entered the week tied for the national lead with 10.1 assists per game. Strickland also looked active. He finished 7-for-9 from the field to reach his season-high scoring total, while he also had three rebounds, three assists and two steals. The Tar Heels had all kinds of trouble with Miami last year. They swept the two games, but they needed a last-second 3-pointer from Barnes to win at Miami then had to rally from 19 down in the second half to win in the ACC tournament quarterfinals. That game ended with Marshall penetrating and finding Zeller for a layup that was just barely out of his hand when the buzzer sounded. There were no problems this time around. While North Carolina missed 14 of 16 3-pointers and didn't shoot particularly well, the Hurricanes had even bigger struggles. Kenny Kadji scored 16 points to lead Miami, which shot just 42 percent and went 3-for-16 from 3-point range. Guards Durand Scott and Malcolm Grant combined for 17 points on 6-for-20 shooting.

Miami 9-6, 0-2	tot	3-pt	rebounds													
## Player	fg	fga	fga	fta	fta	of	de	tot	pf	tp	a	to	b	s	min	
35 Kenny Kadji	f	7	11	1	3	1	2	2	16	0	4	1	0	33		
42 Reggie Johnson	f	6	10	0	0	0	1	8	9	4	12	0	2	0	1	30
01 Durand Scott	g	4	12	0	2	4	1	4	5	3	12	3	2	0	38	
03 Malcolm Grant	g	2	8	0	5	1	1	0	1	0	5	1	0	0	27	
04 TreyMcKinneyJones	g	2	0	1	0	0	2	2	2	0	2	1	0	1	19	
00 Shane Larkin	1	5	1	4	0	0	1	0	1	3	4	5	0	6	24	
05 DeQuan Jones	1	4	0	0	1	2	1	3	0	1	0	1	0	10		
10 Raphael Akpejori	1	1	0	0	0	0	1	1	2	0	0	0	0	2		
15 Rion Brown	1	1	1	0	0	0	2	2	3	0	1	0	0	15		
21 Erik Swoope	0	1	0	0	0	0	0	0	1	0	0	0	0	2		
TEAM							2	2								
Totals	23	55	3	16	7	10	5	24	29	17	56	10	17	1	8	200
TOTAL FG%	1st Half: 10-29	34.5%	2nd Half: 13-26	50.0%												
3-Pt. FG%	1st Half: 1-8	12.5%	2nd Half: 2-8	25.0%												
F Throw %	1st Half: 4-4	100%	2nd Half: 3-6	50.0%												

UNC 15-2, 2-0	tot	3-pt	rebounds													
## Player	fg	fga	fga	fta	fta	of	de	tot	pf	tp	a	to	b	s	min	
31 Henson, John	f	5	13	0	1	2	3	11	14	2	11	0	0	2	31	
40 Barnes, Harrison	f	2	12	0	5	2	2	3	4	1	6	1	1	1	20	
44 Zeller, Tyler	f	6	11	0	0	4	4	6	4	10	2	16	1	3	11	25
01 Strickland, Dexter	g	7	9	0	0	0	1	2	3	0	14	3	0	0	26	
05 Marshall, Kendall	g	5	7	0	2	2	2	2	2	12	8	4	0	0	32	
11 White, Stilian	0	0	0	0	0	0	0	0	0	0	0	0	0	0	2	
14 Hubert, Desmond	0	0	0	0	0	0	0	1	0	0	2	0	0	0	2	
15 Hairston, P.J.	1	6	15	0	0	0	1	1	3	1	1	0	1	15		
21 Simmons, Jackson	0	0	0	0	0	0	0	1	1	0	0	0	0	0	1	
22 Dupont, David	0	0	0	0	0	0	0	0	0	0	0	0	0	0	1	
24 Watts, Justin	1	2	0	0	3	0	2	2	0	2	0	0	0	1	6	
30 Crouch, Patrick	1	1	0	0	0	0	0	0	0	2	0	0	0	1		
34 Cooper, Stewart	0	0	0	0	0	0	0	0	0	0	0	0	0	1		
35 Bullock, Reggie	2	6	1	4	0	0	3	3	6	0	5	1	0	18		
43 McAdoo, James Michael	1	2	0	0	1	1	0	1	2	0	0	0	0	12		
TEAM							1	1								
Totals	31	69	2	16	9	14	16	29	45	11	73	15	12	2	1020	
TOTAL FG%	1st Half: 15-36	41.7%	2nd Half: 16-33	48.5%												
3-Pt. FG%	1st Half: 1-7	14.3%	2nd Half: 1-9	11.1%												
F Throw %	1st Half: 9-11	81.8%	2nd Half: 0-3	0.0%												

Officials: Bryan Kersey, Les Jones, Tim Kelly
Technical fouls: Miami-None. North Carolina-None.
Attendance: 20,096
Score by Periods
Miami 25 31 56
North Carolina 40 33 73

Points in the paint-UM 36, NC 48. Points off turnovers-UM 9, NC 14.
2nd chance points-UM 11, NC 15. Fast break points-UM 8, NC 14.
Bench points-UM 11, NC 14. Score tied-2 times. Lead changed-6 times.
Last FG-UM 2nd-00:32, NC 2nd-00:24.
Largest lead-UM by 1 1st-18:21, NC by 23 2nd-17:05.

Miami 76, Clemson 73
01-18-12

Game 16
BankUnited Center

Malcolm Grant scored 16 points and made the game-clinching interception with less than 5 seconds left Wednesday to help the Miami Hurricanes beat Clemson 76-73. Hurricanes freshman Shane Larkin sank both ends of a one-and-one - his only points - for the game's final points with 5.4 seconds to go. Grant then picked off a pass by Tanner Smith. Miami (10-6, 1-2 Atlantic Coast Conference) won for the first time in six games against Clemson since February 2008. The Tigers (9-9, 1-3) are on the verge of falling below .500 for the first time this season. Kenny Kadji had 14 points for the Hurricanes. Their point total was a season high against Clemson, ranked 19th in the nation in scoring defense at 58.6 points per game. The Tigers twice had the ball trailing by 3 in the final minute. Smith shot an air ball on a fallaway jumper before Milton Jennings scored on a follow to make it 74-73. After Larkin's free throws, Smith had the ball in transition above the top of the key but threw a pass directly to Grant. Smith scored 18 points in the first 17 minutes but hurt his right hand. He continued to play and finished with 23 points, but he also had five turnovers. The Hurricanes shot 52 percent and had runs of 13 and 12 consecutive points. Grant shot 4 for 7 from 3-point range and had four assists. Trey McKinney Jones added 12 points and six rebounds. The Hurricanes took a seven-point lead early in the second half, but Clemson gradually erased the gap and went up 60-59 on a follow by Catalin Baciu with 8:20 left. The Tigers built the lead to 64-60, but the Hurricanes responded with a 12-0 run. Kadji's two free throws put them ahead to stay, 65-64. That was the 11th and final lead change. Rion Brown scored on an alley-oop dunk for a 74-66 lead with 1:31 left, before Clemson made one final charge. The Hurricanes scored on six consecutive possessions during a 13-0 run that gave them a 19-8 lead after 6 1/2 minutes. Smith led the Tigers' comeback, and a 3-pointer by Bryan Narcisse pulled them even at 29-all. A pair of three-point plays by Kadji helped Miami take a 42-39 halftime lead.

Clemson 9-9 (1-3)	tot	3-pt	rebounds													
## Player	fg	fga	fga	fta	fta	of	de	tot	pf	tp	a	to	b	s	min	
01 Sapp, T.J.	* 1	5	0	3	0	0	1	0	1	2	0	0	0	1	19	
05 Smith, Tanner	* 8	13	4	7	3	4	0	2	2	2	23	5	0	0	36	
11 Young, Andre	* 4	12	0	6	0	0	1	1	2	1	8	4	2	0	37	
24 Jennings, Milton	* 3	7	1	2	4	1	4	5	2	9	0	2	2	27		
31 Booker, Devin	* 3	6	0	1	1	1	3	4	3	7	0	1	0	25		
04 Hall, Rod	0	3	0	0	0	0	4	4	0	0	2	0	0	13		
10 Baciu, Catalin	4	7	0	0	2	3	1	3	1	0	10	0	1	19		
21 Narcisse, Bryan	1	1	1	0	0	0	0	0	2	3	0	0	0	7		
32 McDaniel, K.J.	3	3	0	0	5	8	3	2	5	1	11	1	0	11		
TEAM							2	2								
Totals	27	57	6	20	13	20	9	17	26	13	73	12	11	5	1020	
TOTAL FG%	1st Half: 13-27	48.1%	2nd Half: 14-30	46.7%												
3-Pt. FG%	1st Half: 6-12	50.0%	2nd Half: 0-8	0.0%												
F Throw %	1st Half: 7-11	63.6%	2nd Half: 6-9	66.7%												

Miami 10-6 (1-2)	tot	3-pt	rebounds													
## Player	fg	fga	fga	fta	fta	of	de	tot	pf	tp	a	to	b	s	min	
01 Durand Scott	* 4	5	2	2	0	0	1	5	6	2	10	4	2	0	32	
03 Malcolm Grant	* 5	12	4	7	2	2	0	3	3	0	16	4	2	0	34	
04 TreyMcKinneyJones	* 4	11	2	5	2	2	0	6	6	3	12	3	4	0	31	
35 Kenny Kadji	* 5	8	0	2	4	0	1	1	5	14	1	0	1	24		
42 Reggie Johnson	* 2	3	0	0	3	4	1	6	7	4	7	3	2	0	29	
00 Shane Larkin	0	1	0	0	2	1	0	1	1	2	3	1	0	12		
05 DeQuan Jones	5	7	0	1	0	0	1	2	0	10	1	1	0	14		
15 Rion Brown	2	5	1	3	0	0	1	2	1	5	0	2	0	24		
TEAM							2	2								
Totals	27	52	9	20	13	14	7	23	30	16	76	19	14	3	1020	
TOTAL FG%	1st Half: 16-28	57.1%	2nd Half: 11-24	45.8%												
3-Pt. FG%	1st Half: 4-9	44.4%	2nd Half: 5-11	45.5%												
F Throw %	1st Half: 6-6	100%	2nd Half: 7-8	87.5%												

Officials: Bryan Kersey, Mike Eades, Raymond Styons
Technical fouls: Clemson-None. Miami-None.
Attendance: 4,420

Score by Periods	1st	2nd	Total
Clemson	39	34	73
Miami	42	34	76

Points in the paint-CU 36, UM 24. Points off turnovers-CU 11, UM 10.
2nd chance points-CU 8, UM 7. Fast break points-CU 16, UM 8.
Bench points-CU 24, UM 17. Score tied-5 times. Lead changed-11 times.
Last FG-CU 2nd-00:05, UM 2nd-01:31.
Largest lead-CU by 4 2nd-07:03, UM by 11 1st-13:36.

NC State 78, Miami 73
01-22-12

Game 17
BankUnited Center

MUniversity of Miami Junior Kenny Kadji notched a double-double in the Canes 78-73 loss to NC State. The Wolfpack led 55-41 midway through the second half and withstood a late Miami rally. Kenny Kadji's dunk with 1:44 remaining got the Hurricanes to within 72-68. N.C. State (15-5, 4-1 Atlantic Coast Conference) responded with five unanswered points, capped by Wood's two free throws with 18 seconds left. Earlier in the game, Scott Wood's second of three free throws set the ACC all-time consecutive free-throw record of 55 after he was fouled on an attempted 3-pointer with 5:21 remaining. He increased the mark to 58 by game's end. Duke's J.J. Redick set the previous record of 54 in 2003-04. DeShawn Painter finished with 18 points for the Wolfpack. The Hurricanes outscored N.C. State 15-4, during a 3:46 stretch late in the second half. Kadji's 3-point play with 4:26 remaining ended the surge and got Miami to within 65-60. Kadji led the Hurricanes (10-7, 1-3) with 20 points and 11 rebounds. Miami shot 2 of 20 from 3-point range while the Wolfpack converted on 6 of 10 from behind the arc. One of those threes came from sophomore Rion Brown, who finished the game with 10 points, including back-to-back buckets on inbounds plays. N.C. State maintained its double-digit halftime lead through the first 10 minutes of the second half until MIAMI responded with six unanswered points that cut the Wolfpack's lead to 59-51 with 7:33 remaining. N.C. State kept the Hurricanes without a basket for a 5:32 stretch midway through the first half and built a 24-17 lead. C.J. Leslie scored six points as the Wolfpack erased a 16-15 deficit. Durand Scott's driving layup with 6:01 remaining ended the field goal scoring drought for Miami. Leslie's two free throws with 3:17 left gave the Wolfpack its first double-digit lead of the first half at 32-22 and was part of a 10-0 run. C.J. Williams' second of consecutive 3-pointers with 1:23 remaining ended the surge and increased N.C. State's lead to 38-22. The Wolfpack limited Miami to 7-of-25 shooting from the field in the first half and led at halftime 39-27. The Hurricanes opened to an 11-6 lead in the first 5:41. Kadji scored eight points during Miami's early spurt.

NC STATE 15-5 (4-1)	tot	3-pt	rebounds													
## Player	fg	fga	fga	fta	fta	of	de	tot	pf	tp	a	to	b	s	min	
01 Howell, Richard	f	3	5	0	1	2	0	3	3	5	7	0	2	0	18	
05 Leslie, CJ	f	3	7	0	0	5	8	1	6	7	4	11	3	1	22	
15 Wood, Scott	f	5	9	4	6	7	7	0	1	1	2	21	1	2	0	38
02 Brown, Lorenzo	g	3	8	0	1	1	2	0	4	4	1	7	6	5	12	
21 Williams, CJ	g	4	10	2	3	0	0	2	1	3	1	10	0	2	0	31
00 Painter, DeShawn	5	12	0	8	10	3	4	7	3	18	2	0				

Miami 64, Georgia Tech 49 **Game 18**
01-24-12 **Philips Arena**

Kenny Kadji scored 21 points, Malcolm Grant had 16 and Miami beat Georgia Tech 64-49 on Tuesday night to leave the Yellow Jackets in last place in the Atlantic Coast Conference. Miami (11-7, 2-3) has won two of three. The Hurricanes took only their second road win in seven tries. Mfon Udofia had 14 points for Georgia Tech (8-12, 1-5). The Yellow Jackets have lost four straight and eight of nine. Georgia Tech trailed 49-39 after a free throw by Glen Rice Jr. with 7:12 remaining. Back-to-back baskets by Kammeon Halsey cut Miami's lead to 54-45 with 4:26 remaining, but the Hurricanes answered with six straight points to push the lead to 15 points. Kadji, who had 14 points in the second half, led Miami with eight rebounds. Grant led Miami with his average of 14.8 points per game last season. He scored in double figures in eight of Miami's first nine games but he suffered a sharp decline in production after attending his older brother's funeral in New York and missing two games. He scored in double figures in only one of five games following his return, leading Miami with 16 points in the Hurricanes' first ACC win over Clemson last week. Grant had three 3-pointers in the first half. Freshman Shane Larkin's 3 gave Miami its big lead of the half at 31-17. Rice made only 1 of 6 shots in the first half, and his frustrations were obvious when he missed two free throws with 18.9 seconds left before halftime. Rice, who leads the Yellow Jackets with his average of 13.7 points, kept shooting. Rice scored on a follow shot and then had a 3-pointer as Georgia Tech cut Miami's lead to double figures in the opening minutes of the second half. Rice had 13 points and nine rebounds. Julian Royal had 11. Attendance at Philips Arena, Georgia Tech's temporary home while its new campus facility is being built, was 5,009.

Miami 11-7, 2-3 ACC tot	fg	fga	fgt	fta	fta	of	de	tot	pf	tp	a	b	s	min	
35 Kenny Kadji	f	8	15	2	4	3	3	2	6	8	2	2	1	0	34
42 Reggie Johnson	c	4	11	0	0	0	0	7	7	4	8	2	1	0	24
00 Shane Larkin	g	2	3	2	3	0	0	0	0	3	6	5	1	0	31
01 Durand Scott	g	3	6	0	0	0	0	6	6	2	6	2	0	0	34
03 Malcolm Grant	g	6	10	4	6	0	0	0	0	1	16	2	1	0	30
04 Trey McKinney Jones	0	1	0	1	0	0	0	1	0	1	0	1	0	11	
05 DeQuan Jones	3	5	1	1	0	0	0	13	4	0	7	0	1	10	
15 Rion Brown	0	3	0	2	0	0	0	1	0	1	3	0	1	0	
TEAM								2	3	5					
Totals		26	54	9	17	3	3	7	25	32	16	64	15	7	3

TOTAL FG% 1st Half: 14-26 53.8% 2nd Half: 12-28 42.9% Game: 48.1%
3-Pt. FG% 1st Half: 7-12 58.3% 2nd Half: 2-5 40.0% Game: 52.9%
F Throw % 1st Half: 0-0 0.0% 2nd Half: 3-3 100% Game: 100%

Ga. Tech 8-12, 1-5 ACC tot	fg	fga	fgt	fta	fta	of	de	tot	pf	tp	a	b	s	min	
24 Halsey, Kammeon	f	2	6	0	0	1	2	2	4	3	4	1	1	0	22
05 Miller, Daniel	c	2	4	0	0	0	0	2	4	0	4	1	0	1	20
00 Udofia, Mfon	g	6	12	1	5	1	1	0	3	3	14	0	1	0	31
14 Morris, Jason	g	0	7	0	1	0	0	0	3	3	0	0	0	0	32
41 Rice, Glen	g	4	14	2	6	3	7	3	6	9	13	5	1	0	36
01 Royal, Julian	5	7	1	1	0	0	0	2	3	5	11	0	3	0	29
02 Jordan, Pierre	0	1	0	1	0	0	0	0	0	0	0	0	0	0	
23 Reed, Brandon	1	3	0	1	0	0	0	2	2	2	0	0	0	1	
42 Hicks, Nate	0	2	0	0	1	2	2	3	1	0	1	2	0	9	
TEAM								3	3						
Totals		20	56	4	15	5	11	15	21	36	7	49	8	3	4

TOTAL FG% 1st Half: 9-30 30.0% 2nd Half: 11-26 42.3% Game: 35.7%
3-Pt. FG% 1st Half: 3-12 25.0% 2nd Half: 1-3 33.3% Game: 26.7%
F Throw % 1st Half: 1-3 33.3% 2nd Half: 4-8 50.0% Game: 45.5%

Officials: Ed Corbett, Joe Lindsay, Jeff Clark
Technical fouls: Miami-None. Georgia Tech-None.
Attendance: 5,009

Score by Periods	1st	2nd	Total
Miami	35	29	64
Georgia Tech	22	27	49

Points in the paint-UM 28,GT 22. Points off turnovers-UM 8,GT 8.
2nd chance points-UM 6,GT 14. Fast break points-UM 5,GT 7.
Bench points-UM 7,GT 14. Score tied-3 times. Lead changed-2 times.
Last FG-UM 2nd-01:01, GT 2nd-00:48.
Largest lead-UM by 17 2nd-01:01, GT by 3 1st-17:18.

Miami 76, Boston College 54 **Game 19**
01-29-12 **Conte Forum**

Malcolm Grant scored seven of his 16 points during a game-breaking 14-0 run and Durand Scott had four of his 19, carrying Miami to a 76-54 win over Boston College on Sunday. Kenny Kadji finished with 14 points and seven boards for the Hurricanes (12-7, 3-3 Atlantic Coast Conference) and Reggie Johnson added 12 points. Matt Humphrey had 13 points to lead Boston College (7-14, 2-5). The Eagles have lost four straight since beating Clemson and Virginia Tech in consecutive home games earlier this month. The game was tied at 49 before Miami took control by scoring the 14 unanswered points. The Hurricanes outscored Boston College 27-5 over the final 7 minutes. Grant's 3-pointer from the top of the key - the Hurricane's first of the second half - pushed Miami ahead 52-49 with 6:17 to play. Scott then had a steal and driving basket on the ensuing possession, and Grant hit another jumper to key the game-breaking spurt. Trey McKinney Jones nailed a 3 from the left wing. Grant hit two free throws after Boston College's Lonnie Jackson was whistled for a technical foul and Scott had another basket to cap the spree, making it 63-49 with 3:43 to play. Miami led by three at halftime and pushed it to five twice early after intermission, the second coming on Kadji's driving basket that made it 38-33 before the Eagles scored the next seven points. Jackson started the spree with a 3 from the left corner - his first basket of the game - Jordan Daniels drove for a layup and Dennis Clifford banked in short jumper in the lane. Kadji's put-back tied it at 40 with 14:16 to play. He scored Miami's first eight points of the second half. The game was then tied four times over the next 7 minutes. It was a matchup of two of the conference's top three 3-point shooting teams. The Hurricanes came in ranked second and Boston College next, but Miami missed 12 of its 16 attempts from beyond the arc in the first half. The Eagles fared much better in the opening 20 minutes, nailing 5 of 9. Neither team held more than a four-point lead in a fairly cleanly played opening half. Miami opened a 19-15 edge on Johnson's tip-in basket midway and grabbed a 34-31 edge at the half after Johnson scored the final two buckets: one coming on a fall-away flip in the lane and the second a breakaway jam with 49 seconds left. Boston College forward Patrick Heckmann missed the game due to an illness.

Miami 12-7, 3-3 ACC tot	fg	fga	fgt	fta	fta	of	de	tot	pf	tp	a	b	s	min	
35 Kenny Kadji	f	5	9	1	4	3	4	3	4	7	2	14	2	1	4
42 Reggie Johnson	c	4	8	0	0	4	5	3	2	5	2	12	1	1	1
00 Shane Larkin	g	0	3	0	2	0	0	0	2	2	0	0	2	0	
01 Durand Scott	g	8	15	1	2	3	3	6	1	19	4	0	0	32	
03 Malcolm Grant	g	5	12	2	8	4	4	0	1	1	16	2	1	0	
04 Trey McKinney Jones	3	7	3	5	0	0	0	3	3	2	9	1	0	0	
05 DeQuan Jones	1	5	0	0	2	2	1	2	4	0	0	0	0	0	
10 Raphael Akpejori	0	0	0	0	0	0	0	0	0	0	0	0	0	0	
11 Ryan Quigter	0	0	0	0	0	0	0	0	0	0	0	0	0	0	
12 Justin Heller	0	0	0	0	0	0	0	0	0	0	0	0	0	0	
15 Rion Brown	1	4	0	1	0	1	2	3	2	2	3	0	0	2	
21 Erik Swoope	0	0	0	0	0	0	0	0	0	0	0	0	0	0	
TEAM								1	1						
Totals		27	63	7	21	15	17	12	18	30	14	76	13	5	10

TOTAL FG% 1st Half: 14-36 38.9% 2nd Half: 13-27 48.1% Game: 42.9%
3-Pt. FG% 1st Half: 4-16 25.0% 2nd Half: 3-5 60.0% Game: 33.3%
F Throw % 1st Half: 2-3 66.7% 2nd Half: 13-14 92.9% Game: 88.2%

BC 7-14, 2-5 ACC tot	fg	fga	fgt	fta	fta	of	de	tot	pf	tp	a	b	s	min	
12 Anderson, Ryan	f	1	5	0	1	7	8	4	2	6	1	9	3	0	0
24 Clifford, Dennis	c	3	6	0	0	1	1	5	6	3	6	1	4	0	
10 Daniels, Jordan	g	4	8	1	4	0	0	5	5	1	9	1	3	0	
14 Humphrey, Matt	g	3	8	3	5	4	6	0	7	7	13	1	2	0	
20 Jackson, Lonnie	g	2	7	2	6	2	0	5	2	8	2	3	0	1	
01 Moton, Gabe	2	3	1	2	0	0	0	0	3	5	0	0	0	1	
02 Visockas, Deirunas	0	0	0	0	0	0	0	0	0	0	0	0	0	0	
04 Odio, Eddie	1	1	0	0	0	0	0	0	2	2	0	1	0	0	
05 Caudill, KC	1	3	0	0	0	2	2	1	2	1	3	0	0	13	
13 Cain, Carney, John	0	1	0	0	0	0	0	0	0	0	1	0	0	2	
25 Rehnquist, Peter	0	0	0	0	0	0	0	0	0	1	0	0	0	0	
31 Rubin, Danny	0	1	0	1	0	0	0	0	0	0	0	2	0	0	
TEAM								1	1						
Totals		17	43	7	19	13	17	8	24	32	15	54	10	17	2

TOTAL FG% 1st Half: 11-26 42.3% 2nd Half: 6-17 35.3% Game: 39.5%
3-Pt. FG% 1st Half: 5-9 55.6% 2nd Half: 2-10 20.0% Game: 36.8%
F Throw % 1st Half: 4-4 100% 2nd Half: 9-13 69.2% Game: 76.5%

Officials: Bernard Clinton, Karl Hess, Les Jones
Technical fouls: Miami-None. Boston College-Jackson, Lonnie.
Attendance: 5874

Score by Periods	1st	2nd	Total
Miami	34	42	76
Boston College	31	23	54

Points in the paint-UM 34,BC 16. Points off turnovers-UM 23,BC 4.
2nd chance points-UM 13,BC 7. Fast break points-UM 10,BC 2.
Bench points-UM 15,BC 9. Score tied-11 times. Lead changed-13 times.
Last FG-UM 2nd-00:21, BC 2nd-07:56.
Largest lead-UM by 22 2nd-00:10, BC by 2 1st-18:10.

Miami 90, Maryland 86 **Game 20**
02-01-12 **BankUnited Center**

The Miami Hurricanes blew a 16-point second-half lead, had three players disqualified and still beat Maryland in double overtime Wednesday, 90-86. Freshman Shane Larkin scored six points in the second overtime for the Hurricanes, who sank seven consecutive free throws in the final 51 seconds to hang on. Sophomore Terrell Stoglin, who leads the Atlantic Coast Conference in scoring, had a career-high 33 points for Maryland but shot only 9 for 26. Miami scored the first seven points of the second overtime, including two layups by Larkin. The Hurricanes (13-7, 4-3 Atlantic Coast Conference) won their third game in a row. Maryland (13-8, 3-4) remained winless this season in four games on opponents' courts. Durand Scott scored a season-high 24 points for Miami and helped guard Stoglin. Scott also had eight rebounds and seven assists but fouled out late in the first overtime. Miami center Reggie Johnson had 13 points but fouled out with 5 minutes left in regulation. The junior's baskets included the first 3-point try of his career. The Hurricanes were without starting forward Kenny Kadji, sidelined indefinitely because of a head injury suffered during practice Tuesday. When Johnson departed, Miami played with four guards for much of the rest of the game. Maryland coach Mark Turgeon was ejected when he drew back-to-back technical fouls following a charging call on the Terrapins with 7:29 left. The technicals led to a five-point possession for the Hurricanes. Malcolm Grant sank three free throws, and Johnson then added a basket to give the Hurricanes their largest lead, 62-46. The Terrapins started their comeback with a six-point possession moments later when Johnson drew his fifth foul and a technical. The Hurricanes led 69-60 before failing to score in the final 3:12 of regulation, committing turnovers on three consecutive possessions. Stoglin's 3-pointer with a minute left made it 69-all. His jumper with 3 seconds left would have put Maryland ahead, but the ball barely hit the rim. Teammate Pe'Shon Howard missed a long jumper at the end of the first overtime. Malcolm Grant scored 14 points. Trey McKinney Jones had 13 and Larkin scored 12 for Miami. Alex Len had 11 points and seven rebounds for Maryland. Mychal Parker scored on two early alley-oop dunks for the Terrapins, who led for much of the first half. But they missed their final six shots of the half, and Miami scored the last 10 points to go up 34-23.

Maryland 13-8 (3-4) tot	fg	fga	fgt	fta	fta	of	de	tot	pf	tp	a	b	s	min
30 Ashton Pankey	f	1	5	0	0	1	4	3	7	3	2	0	1	0
35 James Padgett	f	4	6	0	0	1	2	1	4	5	0	9	0	2
05 Nick Faust	g	3	7	0	1	3	4	2	4	5	9	0	3	0
12 Terrell Stoglin	g	26	62	20	9	0	3	3	33	1	3	0	1	44
14 Sean Mosley	g	17	0	3	5	6	0	9	9	5	7	1	2	0
10 Berend Weijs	1	1	0	0	1	2	1	0	1	0	3	0	0	1
11 Mychal Parker	2	3	0	0	2	4	1	0	1	6	1	2	0	0
15 Spencer Barks	0	0	0	0	0	0	0	0	0	0	0	0	0	0
21 Pe'Shon Howard	2	6	0	4	2	3	0	3	3	6	8	5	0	2
24 Justin Thomas	0	0	0	0	0	0	0	0	0	0	0	0	0	0
25 Alex Len	4	6	0	0	3	4	2	5	7	2	11	0	1	4
TEAM								2	2					
Totals		27	67	6	28	26	35	13	29	42	23	86	11	19

TOTAL FG% 1st Half: 8-27 29.6% 2nd Half: 14-27 51.9% Game: 40.3%
3-Pt. FG% 1st Half: 0-8 0.0% 2nd Half: 4-13 30.8% Game: 21.4%
F Throw % 1st Half: 7-11 63.6% 2nd Half: 14-18 77.8% Game: 74.3%

Miami 13-7 (4-3) tot	fg	fga	fgt	fta	fta	of	de	tot	pf	tp	a	b	s	min
05 DeQuan Jones	f	7	17	0	1	3	6	2	2	4	3	5	1	1
42 Reggie Johnson	c	6	13	1	1	0	0	2	5	5	13	1	1	
00 Shane Larkin	g	3	11	0										


2011-12 Photo Roster



25
Garrius Adams
Jr. | G | 6-6 | 193
Apex, N.C.
Middle Creek



10
Raphael Akpejiori
So. | F | 6-10 | 230
Lagos, Nigeria
Sunrise Christian Academy (Kan.)




15
Rion Brown
So. | G | 6-6 | 194
Hinesville, Ga.
Liberty County



2
Bishop Daniels
Fr. | G | 6-3 | 175
Raleigh, N.C.
Word of God Christian Academy



45
Julian Gamble
Sr. | F/C | 6-10 | 265
Durham, N.C.
Southern Durham




3
Malcolm Grant
Sr. | G | 6-1 | 188
Brooklyn, N.Y.
Robeson/Winchendon/Villanova



12
Justin Heller
So. | G | 6-2 | 185
Boca Raton, Fla.
West Boca Raton Community




42
Reggie Johnson
Jr. | C | 6-10 | 284
Winston-Salem, N.C.
Winston-Salem Prep



5
DeQuan Jones
Sr. | G/F | 6-8 | 221
Stone Mountain, Ga.
Wheeler




35
Kenny Kadji
Jr. | F/C | 6-11 | 251
Douala, Cameroon
Pendleton/IMG/Florida




0
Shane Larkin
Fr. | G | 5-11 | 160
Orlando, Fla.
Dr. Phillips (Fla.)



4
Trey McKinney Jones
R-Jr. | G | 6-5 | 216
Milwaukee, Wis.
South Milwaukee/UMKC



11
Ryan Quiglar
Sr. | G | 5-11 | 180
Skyway, Wash.
Renton



1
Durand Scott
Jr. | G | 6-5 | 202
The Bronx, N.Y.
Rice High



21
Erik Swoope
So. | F | 6-6 | 230
Lake Elsinore, Calif.
Harvard-Westlake



Jim Larranaga



Eric Konkol



Michael Huger



Chris Caputo



Mike Summey



GARRIUS ADAMS

Junior | Guard | 6-6 | 193

Apex, N.C. | Middle Creek

#25

Adams Season / Career Highs

Points

Season: 15, at West Virginia 12/10/11

Career: 16, at UNCG 02/15/11

Rebounds

Season: 8, vs. Tennessee Tech 11/11/11

Career: 9, vs. Virginia 2/5/11

Assists

Season: 2 (3x), last at West Virginia 12/10/11

Career: 6, vs. McNeese State 11/24/10

Steals

Season: 3, at Ole Miss 11/25/11

Career: 3, (4x) last at Ole Miss 11/25/11

Blocked Shots

Season: 1, vs. Rutgers 11/15/11

Career: 2, (2x) last vs. Boston College 1/19/10

Field Goals

Season: 5, at West Virginia 12/10/11

Career: 6, at UNCG 2/15/11

Field Goal Attempts

Season: 8, (4x) last vs. FGCU 11/22/11

Career: 11, at UNCG 2/15/11

Free Throws

Season: 4, vs. UNF 11/19/11

Career: 7, vs. UCF 12/18/10

Free Throw Attempts

Season: 4 (2x) last at Ole Miss 11/25/11

Career: 12, vs. UCF 12/18/10

3-Point Field Goals

Season: 4, at West Virginia 12/10/11

Career: 4 (2x) last at West Virginia 12/10/11

3-Point Field Goal Attempts

Season: 7, vs. FGCU 11/22/11

Career: 7 (4x) last vs. FGCU 11/22/11

Foul Disqualifications

Season: 1, vs. Tennessee Tech 11/11/11

Career: 1, vs. Tennessee Tech 11/11/11

Minutes

Season: 32 (2x) last at West Virginia 12/10/11

Career: 40, vs. Virginia 2/5/11

As a Junior (2011-12): Season-high 15 points at West Virginia, including 4-of-6 from long distance ... Team-high 14 points against UNF ... Hit a trio of threes in win against Rutgers ... Grabbed a team-high eight rebounds vs. Tennessee Tech in the season opener.

As a Sophomore (2010-11): Played in all 36 games, with 24 starts - including a stretch of 15 straight during ACC play (1/15-3/6)... Averaged 7.3 points, 3.7 rebounds, 1.8 assists and 1.0 steal in 28.2 minutes per game... Played at least 20 minutes in 33-of-36 games this season, with his 1,014 minutes on the hardwood ranking 17th in program history... Scored in double-figures 12 times, including seven times versus ACC opponents... Grabbed five-plus boards 11 times this season, including a season-high nine in the overtime win over Virginia (2/5).

As a Freshman (2009-10): Averaged 3.8 points and 2.1 rebounds per game, playing in 32 games as a true freshman -- tying Reggie Johnson for the second-most appearances among UM freshmen in 2009-10... Started seven-straight games in ACC play -- also second most among UM freshmen, posting 3.9 points and 1.7 boards per outing versus conference opponents... Knocked down a three-pointer in seven of his last 12 games... Scored in double figures twice, including season- and game-high 13 points at Wake Forest (2/2) on a season-best 4-of-8 shooting from the field -- including a season-best 3-for-5 from beyond the arc -- with three rebounds and a steal.

High School: Ranked among the top 20 shooting guards by ESPN and among top 30 by Scout... Averaged 21.8 points per game as a senior en route to setting a new Middle Creek High School scoring record in career points... In 2009, named to N.C. Basketball Coaches Association District 5 All-District First Team and NCPreps.com All-State Boys Basketball Team... Competed in the North Carolina/South Carolina All-Star Classic... As a junior, averaged 18.2 points and 7.8 rebounds per game en route to NCHSAA 4-A All-State honors... Coached by David Kushner... Averaged 20.1 points per game with his AAU team -- Garner Road, and was named to the all-tournament team at the Bob Gibbons Tournament of Champions in May 2008... Also recruited by Wake Forest, NC State, Virginia Tech and South Carolina.

Personal: First name is pronounced GARY-us ... Born Nov. 15, 1990 ... Son of Valerie and Gary Adams ... Brother to Devon, Ashley and Destiny ... A sports administration major with aspirations of becoming the general manager of an NBA team... Off the court, enjoys music.

2009-10				2010-11			
Opposition	P	R	A	Opposition	P	R	A
NC Central	3	4	0	Jacksonville	3	1	3
Nova Southeastern	10	2	0	at Memphis	5	7	0
Tulane	4	2	1	N.C. Central	10	3	2
UNC Wilmington	0	0	0	at Rutgers	0	0	0
South Carolina	3	2	0	McNeese St.	11	4	6
FGCU	6	3	2	at FGCU	13	5	1
USC Upstate	1	3	1	Ole Miss	6	3	2
Minnesota	2	1	1	West Virginia	9	3	2
at Boston College	4	1	1	Stetson	4	2	5
SC State	5	4	1	UCF	7	5	0
at Stetson	4	5	0	Oral Roberts	10	2	0
FAU	9	2	1	Rice	9	4	3
NC A&T	1	8	1	Akron	4	1	1
Bethune-Cookman	6	2	0	Pepperdine	6	0	2
at Pepperdine	5	1	2	at Duke	0	3	0
Wake Forest	0	1	0	at Clemson	14	5	3
at Virginia Tech	6	2	1	BC	12	2	2
at Virginia	0	1	0	Florida St.	2	8	2
Boston College	2	2	3	at NC State	2	2	2
at Maryland	4	1	1	UNC	12	3	1
Virginia Tech	3	1	0	at Virginia Tech	11	2	1
at Wake Forest	13	3	0	Georgia Tech	11	3	1
at Florida St.	5	3	1	Virginia	8	9	2
Georgia Tech	6	3	0	at Wake Forest	8	4	1
at Clemson	5	0	2	Duke	9	6	2
Duke	2	2	0	at UNCG	16	4	2
Virginia	3	3	0	Clemson	4	5	3
NC State	9	1	0	at BC	12	6	4
at North Carolina	0	1	0	at Florida St.	7	8	3
Florida St.	0	2	0	Maryland	4	4	3
Wake Forest	0	0	0	at Georgia Tech	7	1	1
Duke	0	0	0	Virginia	10	5	2
				UNC	0	3	1
				FAU	4	2	1
				Missouri St.	8	3	1
				at Alabama	4	4	1

CAREER STATISTICS

Season	GP	GS	Min.	Avg.	Total			3-Point			Free Throws			Rebounds				Scoring							
					FG	FGA	Pct.	FG	FGA	Pct.	FT	FTA	Pct.	Off.	Def.	Tot.	Avg.	PF	FO	Ast.	TO	Blk	Stl	Pts.	Avg.
2009-10	32	7	540	16.9	38	118	.322	26	89	.292	19	29	.655	19	47	66	2.1	20	0	19	25	6	23	121	3.8
2010-11	36	24	1014	28.2	88	227	.388	35	114	.307	51	75	.680	37	95	132	3.7	68	0	66	60	6	37	262	7.3
2011-12	10	6	213	21.3	18	45	.400	12	31	.387	9	16	.563	8	25	33	3.3	16	1	11	12	1	8	57	5.7
TOTAL	78	37	1767	22.7	144	390	.369	73	234	.312	79	120	.658	64	167	231	3.0	104	1	96	97	13	68	440	5.6

ADAMS 2011-12

Opponent	Date	GS	Min	TOTAL			3-PTS			FREE THROWS			REBOUNDS				PF	FO	A	TO	Blk	Stl	Pts	Avg
				FG	FGA	Pct	3FG	FGA	Pct	FT	FTA	Pct	Off	Def	Tot	Avg								
TENNESSEE TECH	11-11-11	*	26	1	5	.200	0	2	.000	1	2	.500	2	6	8	8.0	5	1	0	1	0	1	3	3.0
RUTGERS	11-15-11	*	24	3	5	.600	3	5	.600	0	1	.000	1	2	3	5.5	1	0	2	3	1	0	9	6.0
UNF	11-19-11	*	29	4	8	.500	2	5	.400	4	4	1.000	3	2	5	5.3	0	0	2	1	0	1	14	8.7
FLORIDA GULF COAST	11-22-11	*	32	2	8	.250	2	7	.286	1	2	.500	0	4	4	5.0	1	0	1	2	0	2	7	8.3
at Ole Miss	11-25-11	*	30	1	5	.200	0	2	.000	2	4	.500	1	6	7	5.4	2	0	1	2	0	3	4	7.4
at Purdue	11-29-11	*	21	1	5	.200	0	2	.000	0	0	.000	0	1	1	4.7	3	0	1	0	0	0	2	6.5
UMASS	12-03-11		DNP -- Lower extremity injury																					
MEMPHIS	12-06-11		5	0	0	.000	0	0	.000	0	0	.000	0	0	0	4.0	0	0	0	1	0	0	0	5.6
at West Virginia	12-10-11		32	5	7	.714	4	6	.667	1	3	.333	1	2	3	3.9	1	0	2	0	0	1	15	6.8
vs FAU	12-17-11		DNP -- Lower extremity injury																					
at Charlotte	12-22-11		DNP -- Lower extremity injury																					
APPALACHIAN STATE	12-30-11		11	1	2	.500	1	2	.500	0	0	.000	0	1	1	3.6	3	0	1	0	0	0	3	6.3
UNCG	01-02-12		3	0	0	.000	0	0	.000	0	0	.000	0	1	1	3.3	0	0	1	2	0	0	0	5.7
Virginia	01-07-12		DNP -- Lower extremity injury																					
UNC	01-11-12		DNP -- Lower extremity injury																					
CLEMSON	01-18-12		DNP -- Lower extremity injury																					
NC State	01-22-12		Out indefinitely after knee surgery																					

Totals			6	213	18	45	.400	12	31	.387	9	16	.563	8	25	33	3.3	16	1	11	12	1	8	57	5.7
--------	--	--	---	-----	----	----	------	----	----	------	---	----	------	---	----	----	-----	----	---	----	----	---	---	----	-----



RAPHAEL AKPEJIORI #10

Sophomore | Forward | 6-10 | 230

Lagos, Nigeria | Sunrise Christian Academy (Kan.)

As a Sophomore (2011-12): Blocked four shots to go along with five points and five rebounds against UNF ... Scored seven points, pulled down three rebounds and blocked a pair of shots in season opener against Tennessee Tech.

As a Freshman (2010-11): Saw action in 20 games as a true freshman, averaging 1.6 points and 1.6 rebounds in 4.9 minutes per game ... Productive during his time on the hardwood, with his 12 blocks tying for third most on the squad... UM's second most active player on the glass, pulling down 18.5 percent of the rebounds when he's in the game - including 20.8 percent of the defensive boards... Hit both free throws at UNC Greensboro (2/15), converting five of his last six attempts from the charity stripe during the season... Registered at least one block in four-straight games - including a career-high four blocks in the win over McNeese State (11/24), for the second-most blocks in a game by a Cane in 2011.

High School: Kansas All-State Class 1-A Honorable Mention selection... Rated as the No. 64 power forward by ESPN... Helped his team finish with just two losses in 2009-10, with one of those to nationally-ranked power Providence School (Fla.) who won the 2-A FHSAA state title... Poured in a game-high 23 points (including three dunks) and 12 rebounds in a win over Liberal... Added another double-double with 14 points and 10 rebounds against Dodge City... Named to the Fantasy of Lights All-Tournament Team after helping his team to a championship game win over Mansfield Timberview... Sat out the 2008-09 season with an injury... Named to the Hawk Challenge All-Tournament Team following back-to-back double-digit scoring performances in the state of Florida... Played AAU basketball for Baltimore Elite... Played in the international game during the 2008 Jordan Brand Basketball Classic in New York City... Coached by Kyle Lindsted at Sunrise Christian.

Personal: Full name is Ethasor Raphael Akpejori ... Goes by Raphael ... First name is pronounced A-tha-saur ... Last name is pronounced AHK-peh-jour-ee ... Born Oct. 10, 1990 ... A standout in the classroom as well as on the court, majoring in mechanical engineering... Also recruited by Texas A&M, Colorado, USF and UCF.

Opposition	2010-11		
	P	R	A
Jacksonville	0	1	0
at Memphis	2	1	0
N.C. Central	8	5	0
at Rutgers	4	2	0
McNeese St.	2	4	0
at FGCU	1	2	0
West Virginia	0	0	0
Stetson	2	0	0
UCF	1	1	0
Oral Roberts	2	4	0
Rice	0	2	0
Pepperdine	3	2	0
at Duke	1	3	0
at Clemson	0	0	0
Florida St.	2	0	0
UNC	1	1	0
at Virginia Tech	0	0	0
at UNCG	2	2	0
Maryland	0	0	0
at Alabama	0	1	0

Akpejori Season / Career Highs

Points

Season: 7, vs. Tennessee Tech 11/11/11

Career: 8, vs. NC Central 11/19/10

Rebounds

Season: 7, at Purdue 11/29/11

Career: 7, at Purdue 11/29/11

Assists

Season: 1 (2x), last at Purdue 11/29/11

Career: 1 (2x), last at Purdue 11/29/11

Steals

Season: 1 (2x), last at Purdue 11/29/11

Career: 1, 3x, last at Purdue 11/29/11

Blocked Shots

Season: 4 vs. UNF 11/19/11

Career: 4 (2x), last vs. UNF 11/19/11

Field Goals

Season: 3, vs. Tennessee Tech 11/11/11

Career: 3(2x) last vs. Tennessee Tech 11/11/11

Field Goal Attempts

Season: 4, UNF 11/19/11

Career: 4, UNF 11/19/11

Free Throws

Season: 2 (3x), last vs. Memphis 12/06/11

Career: 4, at Rutgers 11/21/10

Free Throw Attempts

Season: 4, vs. Memphis 12/06/11

Career: 4 (4x), last vs. Memphis 12/06/11

3-Point Field Goals

Season: -

Career: -

3-Point Field Goal Attempts

Season: -

Career: -

Foul Disqualifications

Season: -

Career: -

Minutes

Season: 22, vs. UNF 11/19/11

Career: 22, vs. UNF 11/19/11

CAREER STATISTICS

Season	GP	GS	Min.	Avg.	Total			3-Point			Free Throws			Rebounds				Scoring							
					FG	FGA	Pct.	FG	FGA	Pct.	FT	FTA	Pct.	Off.	Def.	Tot.	Avg.	PF	FO	Ast.	TO	Blk	Stl	Pts.	Avg.
2010-11	20	0	98	4.9	5	10	.500	0	0	.000	21	32	.656	13	18	31	1.6	16	0	0	5	12	2	31	1.6
2011-12	14	2	123	8.8	12	22	.545	0	0	.000	10	17	.588	17	8	25	1.8	26	1	2	6	9	2	34	2.4
TOTAL	34	2	221	6.5	17	32	.531	0	0	.000	31	49	.633	30	26	56	1.6	42	1	2	11	21	4	65	1.9

AKPEJIORI 2011-12

Opponent	Date	TOTAL			3-PTS			FREE THROWS			REBOUNDS				PF	FO	A	TO	Blk	Stl	Pts	Avg		
		GS	Min	FG	FGA	Pct	3FG	FGA	Pct	FT	FTA	Pct	Off	Def									Tot	Avg
TENNESSEE TECH	11-11-11	12	3	3	1.000	0	0	.000	1	1	1.000	3	0	3	3.0	1	0	0	0	2	1	7	7.0	
RUTGERS	11-15-11	7	1	2	.500	0	0	.000	1	2	.500	0	1	1	2.0	3	0	1	0	0	0	3	5.0	
UNF	11-19-11	22	2	4	.500	0	0	.000	1	2	.500	3	1	4	2.7	3	0	0	0	4	0	5	5.0	
FLORIDA GULF COAST	11-22-11	6	0	0	.000	0	0	.000	0	0	.000	0	0	0	2.0	1	0	0	0	1	0	0	3.8	
at Ole Miss	11-25-11	2	0	1	.000	0	0	.000	0	0	.000	1	0	1	1.8	0	0	0	0	0	0	0	3.0	
at Purdue	11-29-11	14	0	2	.000	0	0	.000	2	2	1.000	5	2	7	2.7	3	0	1	3	0	1	2	2.8	
UMASS	12-03-11 *	15	2	2	1.000	0	0	.000	2	3	.667	2	1	3	2.7	4	0	0	0	1	0	6	3.3	
MEMPHIS	12-06-11 *	13	0	1	.000	0	0	.000	2	4	.500	1	1	2	2.6	2	0	0	3	1	0	2	3.1	
at West Virginia	12-10-11	16	1	3	.333	0	0	.000	1	2	.500	1	1	2	2.6	3	0	0	0	0	0	3	3.1	
vs FAU	12-17-11	DNP																						
at Charlotte	12-22-11	1	0	0	.000	0	0	.000	0	0	.000	0	0	0	2.3	0	0	0	0	0	0	0	2.8	
APPALACHIAN STATE	12-30-11	2	0	1	.000	0	0	.000	0	0	.000	0	0	0	2.1	0	0	0	0	0	0	0	2.5	
UNCG	01-02-12	DNP																						
at Virginia	01-07-12	DNP																						
at North Carolina	01-10-12	2	1	1	1.000	0	0	.000	0	0	.000	0	1	1	2.0	1	0	0	0	0	0	2	2.5	
CLEMSON	01-18-12	DNP																						
at Georgia Tech	01-24-12	DNP																						
at Boston College	01-29-12	1	0	0	.000	0	0	.000	0	0	.000	0	0	0	1.8	0	0	0	0	0	0	0	2.3	
MARYLAND	02-01-12	10	2	2	1.000	0	0	.000	0	1	.000	1	0	1	1.8	5	1	0	0	0	0	4	2.4	
Totals		2	123	12	22	.545	0	0	.000	10	17	.588	17	8	25	1.8	26	1	2	6	9	2	34	2.4



RION BROWN

Sophomore | Guard | 6-6 | 194

Hinesville, Ga. | Liberty County

#15

Brown Season / Career Highs

Points

Season: 15 (2x) last vs. App State 12/30/11
 Career: 19, vs. Maryland 3/2/11

Rebounds

Season: 4 (3x), last vs. NC State 1/22/12
 Career: 8, vs. Georgia Tech 2/3/11

Assists

Season: 3, at Boston College, 1/29/12
 Career: 3, (2x) last at Georgia Tech 3/6/11

Steals

Season: 2 (2x) last, at BC, 1/29/12
 Career: 3, vs. NC Central 11/19/10

Blocked Shots

Season: 1, vs. UMass 12/3/11
 Career: 1, (4x) last vs. UMass 12/3/11

Field Goals

Season: 5, vs. FAU 12/17/11
 Career: 6, vs. Maryland 3/2/11

Field Goal Attempts

Season: 9, vs. NC State 1/22/12
 Career: 10, at Florida State 2/26/11

Free Throws

Season: 5, vs. Appalachian State 12/30/11
 Career: 5 (2x) last vs. App State 12/30/11

Free Throw Attempts

Season: 6, vs. Appalachian State 12/30/11
 Career: 6 (2x) last vs. App State 12/30/11

3-Point Field Goals

Season: 4, vs. FAU 12/17/11
 Career: 6, vs. Maryland 3/2/11

3-Point Field Goal Attempts

Season: 6, vs. NC State 1/22/12
 Career: 7, vs. Maryland 3/2/11

Foul Disqualifications

Season: -
 Career: -

Minutes

Season: 27 (3x) last vs. UNCG 1/2/12
 Career: 31, vs. NC Central 11/19/10

Opposition	2010-11		
	P	R	A
Jacksonville	3	2	1
at Memphis	0	2	0
N.C. Central	17	2	2
at Rutgers	5	2	0
McNeese St.	16	4	0
at FGCU	5	0	1
Ole Miss	3	2	1
West Virginia	0	1	0
Stetson	3	0	1
UCF	0	0	0
Oral Roberts	1	1	0
Rice	0	1	0
Akron	0	1	0
Pepperdine	9	1	0
at Duke	0	0	0
at Clemson	1	0	0
BC	0	0	1
Florida St.	0	1	0
at NC State	3	0	1
UNC	0	1	0
at Virginia Tech	7	3	0
Georgia Tech	5	8	1
Virginia	8	3	0
at Wake Forest	0	2	2
Duke	8	3	0
at UNCG	0	1	0
Clemson	5	2	0
at BC	4	1	0
at Florida St.	3	7	1
Maryland	19	3	3
at Georgia Tech	3	3	3
Virginia	9	3	0
UNC	5	3	1
FAU	6	1	0
Missouri St.	7	3	2
at Alabama	2	5	1

As a Sophomore (2011-12): Productive night at Charlotte with 11 points in 17 minutes ... Notched a season-high 15 points vs. FAU, hitting 4-of-5 from long range ... Did not play against UNF due to illness ... Scored seven points and pulled down three rebounds in the season opener against Tennessee Tech.

As a Freshman (2010-11): Played in all 36 games, starting all five contests in the postseason - two in ACC Tournament play and three in the NIT... Averaged 4.4 points and 2.0 rebounds in 16.9 minutes per game... Saw 15-plus minutes on the hardwood in each of the final 18 games, including a personal ACC-high 30 minutes in a breakout game versus Maryland (3/2)... Versus the Terps, registered career highs in points (19), field goals made (6), three-pointers made (6) and assists (3)... Finished 6-of-7 from long range, becoming the third Cane to convert six threes in a single game this season (Adrian Thomas and Malcolm Grant each did it twice)... His six three-pointers are the most by a Miami freshman in a decade -- since Darius Rice went 7-for-15 from downtown versus Virginia Tech on Jan. 10, 2001... Also had a big game versus Virginia (2/5) - with the Canes trailing five points with 30 seconds remaining in regulation, sank a deep three-pointer from the U logo, and then with Miami down by three, converted all three free throws with just 13 seconds on the clock to send the game into overtime... Finished with eight points -- with those five in the final 30 seconds of regulation, three rebounds and a block in 24 minutes.

High School: Selected the Class 3-A South Player of the Year by the Georgia Athletic Coaches Association... Listed as a four-star recruit by Rivals and Scout.com... Rated as the No. 15 shooting guard by Scout, No. 47 shooting guard by ESPN and No. 61 nationally by Rivals... Selected as a GHSA State Senior All-Star... As a senior, averaged 22.8 points per game, while shooting 55 percent from the field and 38 percent from beyond the arc... Set school records with a single-game high of 42 points and the single-season record of 660 points... Selected as the WTOC-TV Player of the Week (1/11/10) after that career-high 42-point performance in a win over Burke County... Helped lead his team to the second round of the Georgia 3-A High School State Playoffs... Scored a game-high 28 points (including 10 in the fourth quarter) in a win over West Laurens... Dropped in 28 points for Liberty County in a win over Metter and added 26 points against Bradwell as part of the Gentlemen's Classic Tournament in Statesboro, Ga... Finished with 25 points in Liberty County's win over Thomson... Teammate of Tennessee signee Jordan McRae... Coached by Willie Graham... Played AAU basketball for the Worldwide Renegades.


Personal: First name is pronounced Ryan ... Born Sept. 3, 1991 ... Son of Lisa Brown and Tico Brown, who played basketball at Georgia Tech, in the Continental Basketball Association and overseas. When he retired, Tico was the CBA's all-time leading scorer (8,538 points) and was voted to the All-Time CBA Team ... Brother to Tico Brown II ... Majoring in sports administration... Also recruited by Georgia, Alabama and Virginia.

CAREER STATISTICS

Season	GP	GS	Min.	Avg.	Total			3-Point			Free Throws			Rebounds				Scoring							
					FG	FGA	Pct.	FG	FGA	Pct.	FT	FTA	Pct.	Off.	Def.	Tot.	Avg.	PF	FO	Ast.	TO	Blk	Stl	Pts.	Avg.
2010-11	36	5	607	16.9	51	141	.362	32	90	.356	23	33	.697	13	59	72	2.0	54	0	22	33	3	10	157	4.4
2011-12	18	0	313	17.4	29	76	.382	19	48	.396	22	28	.786	11	26	37	2.1	20	0	8	16	1	6	99	5.5
TOTAL	54	5	920	17.0	80	217	.369	51	138	.370	45	61	.738	24	85	109	2.0	74	0	30	49	4	16	256	4.7

BROWN 2011-12

Opponent	Date	GS	Min	TOTAL			3-PTS			FREE THROWS			REBOUNDS				PF	FO	A	TO	Blk	Stl	Pts	Avg
				FG	FGA	Pct	3FG	FGA	Pct	FT	FTA	Pct	Off	Def	Tot	Avg								
TENNESSEE TECH	11-11-11	17	1	6	.167	1	4	.250	4	4	1.000	1	2	3	3.0	2	0	1	2	0	0	7	7.0	
RUTGERS	11-15-11	8	0	4	.000	0	2	.000	0	0	.000	2	2	4	3.5	1	0	1	1	0	0	0	3.5	
UNF	11-19-11	DNP - Illness																						
FLORIDA GULF COAST	11-22-11	DNP - Illness																						
at Ole Miss	11-25-11	2	0	1	.000	0	1	.000	0	0	.000	0	0	0	2.3	0	0	0	1	0	1	0	2.3	
at Purdue	11-29-11	24	1	4	.250	0	3	.000	1	2	.500	1	3	4	2.8	0	0	0	0	0	0	3	2.5	
UMASS	12-03-11	19	2	6	.333	1	2	.500	2	2	1.000	1	1	2	2.6	0	0	0	3	1	0	7	3.4	
MEMPHIS	12-06-11	19	1	4	.250	1	2	.500	3	4	.750	0	1	1	2.3	0	0	0	0	0	0	6	3.8	
at West Virginia	12-10-11	2	0	0	.000	0	0	.000	0	0	.000	0	0	0	2.0	0	0	0	0	0	0	0	3.3	
vs FAU	12-17-11	27	5	7	.714	4	5	.800	1	2	.500	0	0	0	1.8	2	0	0	1	0	0	15	4.8	
at Charlotte	12-22-11	17	3	5	.600	3	5	.600	2	2	1.000	0	2	2	1.8	3	0	0	2	0	0	11	5.4	
APPALACHIAN STATE	12-30-11	27	4	5	.800	2	3	.667	5	6	.833	0	3	3	1.9	1	0	0	0	0	2	15	6.4	
UNCG	01-02-12	27	2	5	.400	2	3	.667	0	0	.000	1	1	2	1.9	1	0	1	2	0	1	6	6.4	
at Virginia	01-07-12	12	1	3	.333	1	2	.500	1	2	.500	0	1	1	1.8	0	0	0	0	0	0	4	6.2	
at North Carolina	01-10-12	15	1	1	1.000	1	1	1.000	0	0	.000	0	2	2	1.8	2	0	0	1	0	0	3	5.9	
CLEMSON	01-18-12	24	2	5	.400	1	3	.333	0	0	.000	1	1	2	1.9	1	0	0	2	0	0	5	5.9	
NC STATE	01-22-12	23	4	9	.444	1	6	.167	1	2	.500	1	3	4	2.0	1	0	0	0	0	0	10	6.1	
at Georgia Tech	01-24-12	15	0	3	.000	0	2	.000	0	0	.000	1	0	1	1.9	3	0	1	0	0	0	0	5.8	
MARYLAND	02-01-12	20	1	4	.250	1	3	.333	2	2	1.000	1	2	3	2.1	1	0	1	1	0	0	5	5.5	
Totals		0	313	29	76	.382	19	48	.396	22	28	.786	11	26	37	2.1	20	0	8	16	1	6	99	5.5



BISHOP DANIELS

Freshman | Guard | 6-3 | 175

#2

Raleigh, N.C. | Word of God Christian Academy

As a Freshman (2011-12): Will redshirt after missing most of the fall semester with a foot injury.

High School: A speedy combo guard, known for his high-flying dunks... Has shown improved range after working on his three-point shot... Rated the No. 4 dunker in the 2011 class by Rivals... Also ranked among the nation's top shooting guards - at No. 29 by Scout and No. 46 by ESPN... As a senior, averaged 18 points, 5 rebounds and 4 assists per game en route to a state semifinals appearance and a 23-3 record... Averaged 13 points, 5 assists and 4 rebounds per game as a junior... Played for the same high school as John Wall, the No. 1 draft pick in 2010 by the Washington Wizards.... Played AAU ball for the CP3 All-Stars... Reconfirmed his commitment to the University of Miami after meeting with Coaches Larranaga and Huger.... Also recruited by Purdue, Tennessee, NC State, Rutgers, Colorado, DePaul and Charlotte.

Personal: Born Nov. 2, 1992 ... Given name is DeLante Bishop Daniels ... Son of Bonnie and Eugene Daniels ... The fourth North Carolina native on the roster, joining Reggie Johnson, Garrius Adams and Julian Gamble.



JULIAN GAMBLE

Senior | Forward/Center | 6-10 | 265

#45

Durham, N.C. | Southern Durham

As a Senior (2011-12): Will sit out this year after injuring his left ACL in the summer.

As a Junior (2010-11): Played in all 36 games this season, with 13 starts - including six in ACC play... Averaged 4.0 points, 3.4 rebounds and 0.8 blocks per game, converting 59.8 percent of his field goals... Scored in 33-of-36 games, averaging 7.0 points and 4.8 rebounds over the last six outings, converting 73.9 percent of his field goals... In three NIT games, averaged 7.3 points and 5.7 rebounds while shooting 88.9 percent from the field (8-9).

2008-09			
Opposition	P	R	A
Florida Southern	4	6	0
Southern Miss	0	0	0
Connecticut	0	1	0
San Diego	0	5	3
Stetson	1	2	0
at Kentucky	0	3	1
FIU	6	3	1
Robert Morris	0	0	0
Clemson	0	3	0
at St. John's	10	3	1
UNF	13	13	1
NC Central	6	7	0
FAU	0	0	0
Maryland	0	0	0
at North Carolina	0	0	0
at NC State	2	3	0
at Maryland	1	0	0
North Carolina	4	5	0
at Florida State	1	2	1
at Virginia	0	1	0
NC State	0	2	0
Virginia Tech	7	0	0
at Providence	2	1	0
at Florida	0	1	0

2009-10			
Opposition	P	R	A
NC Central	10	3	1
Nova Southeastern	5	4	0
Tulane	2	1	0
UNC Wilmington	2	0	0
South Carolina	0	0	0
FGCU	0	1	0
USC Upstate	4	5	4
Minnesota	0	1	0
at Boston College	0	0	0
SC State	0	4	3
at Stetson	4	2	0
FAU	2	1	0
NC A&T	2	4	3
Bethune-Cookman	0	0	1
at Pepperdine	4	3	0
Wake Forest	5	2	0
at Virginia Tech	0	0	0
at Virginia	0	0	0
Boston College	4	1	0
at Maryland	0	1	0
Virginia Tech	2	0	0
at Wake Forest	3	3	0
at Florida St.	9	3	1
Georgia Tech	4	7	2
at Clemson	3	5	1
Duke	4	1	1
Virginia	13	12	3
NC State	6	4	0
at North Carolina	8	7	2
Florida St.	5	1	0
Wake Forest	8	13	1
Virginia Tech	2	5	1
Duke	4	2	0

2010-11			
Opposition	P	R	A
Jacksonville	10	5	0
at Memphis	4	3	0
N.C. Central	2	4	1
at Rutgers	0	1	0
McNeese St.	2	5	0
at FGCU	2	0	0
Ole Miss	4	4	1
West Virginia	2	3	0
Stetson	6	7	1
UCF	4	1	0
Oral Roberts	2	0	0
Rice	4	3	1
Akron	3	3	0
Pepperdine	2	0	0
at Duke	7	3	0
at Clemson	2	0	1
BC	4	7	0
Florida St.	2	4	0
at NC State	4	6	2
UNC	0	2	0
at Virginia Tech	4	5	0
Georgia Tech	5	6	0
Virginia	0	1	0
at Wake Forest	4	7	1
Duke	4	2	2
at UNCG	8	5	2
Clemson	5	4	0
at BC	2	3	0
at Florida St.	1	0	0
Maryland	2	1	1
at Georgia Tech	7	4	2
Virginia	11	5	0
UNC	2	3	1
FAU	8	8	2
Missouri St.	7	3	0
at Alabama	7	6	0

Gamble Season / Career Highs

Points
Career: 13, (2x) last vs. Virginia 2/23/10
Rebounds
Career: 13, (2x) vs. Wake Forest 3/11/10
Assists
Career: 4, vs. USC Upstate 11/28/09
Steals
Career: 2 (7x), last at Clemson 1/8/11
Blocked Shots
Career: 4, at North Carolina 3/2/10
Field Goals
Career: 6, vs. Virginia 2/23/10
Field Goal Attempts
Career: 10, at North Carolina 3/2/10
Free Throws
Career: 7, vs. UNF 12/31/08
Free Throw Attempts
Career: 10, vs. UNF 12/31/08
3-Point Field Goals
Career: 1, at North Carolina 3/2/10
3-Point Field Goal Attempts
Career: 2, at North Carolina 3/2/10
Foul Disqualifications
Career: 5x, last at Wake Forest 2/9/11
Minutes
Career: 28 vs. Wake Forest 3/11/10

GAMBLE CAREER STATISTICS

Season	GP	GS	Min.	Avg.	Total			3-Point			Free Throws			Rebounds				Scoring							
					FG	FGA	Pct.	FG	FGA	Pct.	FT	FTA	Pct.	Off.	Def.	Tot.	Avg.	Pf	Fo	Ast.	To	Blk	Stl	Pts.	Avg.
2008-09	24	0	179	7.5	20	46	.435	0	0	.000	17	29	.586	22	39	61	2.5	23	0	8	4	14	3	57	2.4
2009-10	33	11	440	13.3	45	94	.479	1	4	.250	24	34	.706	39	57	96	2.9	59	2	24	37	25	17	115	3.5
2010-11	36	13	546	15.2	61	102	.598	0	1	.000	21	49	.429	41	83	124	3.4	92	3	18	33	30	14	143	4.0
TOTAL	93	24	1165	12.5	126	242	.521	1	5	.200	62	112	.554	102	179	281	3.0	174	5	50	74	69	34	315	3.4

As a Sophomore (2009-10): Among five Hurricanes to play in all 33 games, including 11-straight starts to close the season... Averaged 6.6 points on 52.6 percent shooting from the field and 6.3 rebounds over his last seven starts... For the season, posted 3.5 points, 2.9 rebounds and 0.8 blocks per game, while converting 70.6 percent from the line... Posted multiple blocks in four games, including a career-high four at North Carolina (3/2)... Versus the Tar Heels, added eight points -- including his first career three-pointer to beat the halftime buzzer, seven boards, a career-high tying two steals and two assists in 26 minutes... Grabbed double-figure rebounds twice and five-plus boards seven times, including six times versus conference opponents... Honored with team's "Outstanding Student-Athlete Award" at the 2010 postseason banquet for his efforts on the court and in the classroom.

As a Redshirt Freshman (2008-09): Saw action in 24 games in his first campaign as a Hurricane, including 10 games versus ACC opponents... Among just six ACC freshmen to record a double-double during the season, posting a career-high 13 points and a career-high 13 rebounds in the win over North Florida (12/31), converting 3-of-5 field goals and a season-high 7-of-10 free throws... Also scored in double figures in the win at St. John's (12/27), finishing with 10 points on perfect 4-of-4 shooting from the field and 2-of-2 shooting from the line in 12 minutes... Grabbed five-or-more rebounds five times, including a four-point, five-board effort in 15 minutes versus then- No. 3/3 North Carolina (2/15).

High School: Three-year letterwinner at Southern Durham High School, the same high school as former UM teammate Anthony King... Averaged 18 points, 10 rebounds and five blocks per game as a senior... A two-time all-conference selection... Rated the No. 27 center in the class of 2007 by Scout.com and the No. 4 overall player in the state of North Carolina by Rivals.com... Coached by David Pyper.

Personal: Born Sept. 15, 1989 ... Son of Sarah Gamble ... Brother to Talonny, Javon, William and Raquel ... A sports administration major with a minor in business administration... Off the court, enjoys playing video games... Traveled to Africa during the summer of 2008 with Athletes in Action, getting the opportunity to play basketball with other collegians from across the country, as well as hold basketball clinics for local children... Big body... Great inside game-- team's best post passer... Strong basketball IQ and good skill level... Has shown tremendous growth through his redshirt season in 2007-08 up until the present... Nicknames include "Jules" and "JG".



MALCOLM GRANT

Senior | Guard | 6-1 | 188

#3

Brooklyn, N.Y. | Paul Robeson High | Winchendon Academy (Mass.) | Villanova

Grant Season / Career Highs

Points
Season: 22, at Ole Miss 11/25/11
Career: 26, vs. West Virginia 12/4/10

Rebounds
Season: 6, vs. Maryland 2/1/12
Career: 7, at Memphis 11/15/10

Assists
Season: 5, vs. FAU 12/17/11
Career: 9, vs. McNeese State 11/24/10

Steals
Season: 2 (6x), last vs Maryland 2/1/12
Career: 4, vs. North Carolina 3/11/11

Blocked Shots
Season: -
Career: 1 (3x), last at Memphis 11/15/10

Field Goals
Season: 8, at Ole Miss 11/25/11
Career: 9, at NC State 1/23/11

Field Goal Attempts
Season: 18, at Ole Miss 11/25/11
Career: 18, at Ole Miss 11/25/11

Free Throws
Season: 7, vs. FGCU 11/22/11
Career: 13, vs. West Virginia 12/4/10

Free Throw Attempts
Season: 10, vs. FGCU 11/22/11
Career: 14, vs. West Virginia 12/4/10

3-Point Field Goals
Season: 6, at Ole Miss 11/25/11
Career: 6 (3x), last at Ole Miss 11/25/11

3-Point Field Goal Attempts
Season: 12(2x), last vs. Maryland 2/1/12
Career: 12(2x), last vs. Maryland 2/1/12

Foul Disqualifications
Season: -
Career: -

Minutes
Season: 42, vs. FAU 12/17/11
Career: 42, vs. FAU 12/17/11

Preseason All-ACC, 2011-12 | All-ACC Third Team, 2010-11

As a Senior (2011-12): Missed the game at Charlotte and vs. Appalachian State due to a death in the family... Notched 21 points, hitting four treys and seven free throws against FGCU... Scored 19 points hitting four long balls against Rutgers... Hit a pair of treys on his way to 15 points in the season opener.

As a Junior (2010-11): Only Hurricane to start all 36 games, setting a UM record, while his 1,165 minutes on the hardwood are third most by a Miami player in a single season... Averaged a team-high 14.8 points, team-high 3.2 assists and 1.8 rebounds per game, converting 41.8 percent from the field, 42.3 percent from long range - ninth-best in UM history and 85.3 percent from the line... Named to the All-ACC Third Team... One of just two players to lead the ACC in as many as three different statistical categories, closing 2011 as the ACC's leader in three-point field goal percentage (19th in the nation), free throw percentage (12th in program history, 51st in the nation) and three-point field goals per game (49th in the nation), while ranking ninth in both scoring and minutes... The third Hurricane to lead the ACC in three-point field goal percentage in the last four seasons... Has hit 41.9 percent from long range over his career to rank third-best in program history, while his 81.9 percent career free throw percentage is ninth best... Tallied 100 assists for the second-straight season alongside Durand Scott, becoming the first teammates to notch consecutive 100-assists seasons since Thomas Hocker and Kevin Presto achieved the feat in both 1987-88 and 1988-89... His 232 career assists rank 14th in program history... Earned his first ACC Player of the Week honors (12/27/10) and named Las Vegas Holiday Hoops Classic MVP after averaging 19.0 points and 2.3 assists per game in leading UM to a 3-0 mark, while shooting 52 percent from the field (13-25), 50 percent from beyond the arc (6-12) and 92.6 percent from the line (25-27)... Scored in double figures 29 times with his eighth 20-point game of the season in the NIT-opening win over FAU (3/16), knocking down 7-of-12 shots from the field and 8-of-11 from the line en route to 23 points - his highest scoring performance of the season when hitting just one three, with three assists... Hit a three in 33 of 36 games this season - taking an ACC-long 23-game three-point streak into next season, the fifth-longest stretch in UM history... Hit three-plus threes 19 times, including a career-high six twice - versus Rice (12/22) and at Florida Gulf Coast (11/27)... His 94 triples tie for the second most in UM single-season history and his 155 career threes are 10th, while his 222 season attempts rank fourth and his 370 career attempts tie for 12th at UM... Shot 50 percent or better from beyond the arc 15 times - including a 5-for-5 performance at NC State (1/23) to tie a school record with 100 percent shooting from long range... Among the league's most improved scorers with his average increasing 5.2 points per game - from 9.6 points per game as a redshirt sophomore in 2010 to a team-leading 14.8 points this season.

As a Redshirt Sophomore (2009-10): Among five Hurricanes to play in all 33 games, making eight starts... Led the team in assists with 3.5 per game and was fourth in scoring with 9.6 points an outing... Converted 40.0 percent of his three-pointers against ACC opponents... Hit a three-pointer in the first 14 games this season - tying for the 10th longest streak in UM history - and in 28-of-33 games as a Hurricane... His 61 three-pointers ranked second-most on the team, as he hit multiple treys in 21 games - including eight outings with three-or-more from long range... 21 games with four-plus assists... Sixth in the ACC in assist-to-turnover ratio (1.77:1)... Versus ACC opponents, ranked fourth in the league in assist-to-turnover ratio (1.97:1), tied for seventh in three-pointers made per game (1.8) and 10th in assists per game (3.6)... Over the ACC Tournament, registered a 2.6-to-1 assist-to-turnover ratio and shot 45.5 percent from beyond the arc... Dished out four-plus assists in eight of the last 10 games... Second most efficient free throw shooter on the squad, converting 75.6 percent for the season and 87.5 percent (21-24) over the last seven games, including making his last 13-straight free throws for the season... Scored in double figures 14 times - second most among returning players in 2010.

At Villanova (2007-08): Played in 29 games, including four starts in BIG EAST play, as a freshman with Villanova... Averaged 5.6 points and 1.4 assists in 12.7 minutes per game... Converted a team-best 46.6 percent from three-point range (37-44), 84.1 percent from the line (37-44) and 39.0 percent from the field (46-118)... Posted seven double-figure scoring efforts, including a season-high 23 points (6-7 3FG) versus Rutgers (1/23) and a 22-point performance in an upset win over then-No. 13 Pittsburgh (1/6)... Also pivotal in Villanova's 21-point comeback win over LSU (12/6), scoring all 18 of his points in the final seven minutes - including 14 points in the last 2:55... Including his season-high six three-pointers versus Rutgers, hit three-or-more treys six times... Converted 4-of-5 treys in his collegiate debut versus Stony Brook (11/9) and hit a perfect 3-of-3 against George Mason (11/23)... Made every shot in the win over the Patriots, converting all three field goals - all three-pointers - and all four free throws in 13 minutes for 13 points... Sank a season-high 9-of-10 free throws in victory over LSU (12/6) and hit 6-of-7 from the line versus Pitt (1/6).

High School: Prepped for one season at Winchendon Academy in Massachusetts... Graduated from Paul Robeson High School in his native Brooklyn in 2006... At Robeson, selected PSAL Player of the Year and named to the all-city second team... As a senior in 2005-06, averaged 23.0 points, 2.6 rebounds and 2.0 assists per game... Scored more than 1,500 career points... Coached by Todd Myles at Robeson and Michael Byrnes at Winchendon.

Personal: Born June 21, 1988... Son of William Duncan and Mary Grant... Brother to Unique, the late Sayeed and LeVar... Sports administration major with a minor in English literature... Nicknames include MG and Malky... Off the court, enjoys playing video games and singing.

2009-10			
Opposition	P	R	A
NC Central	6	4	3
Nova Southeastern	17	1	4
Tulane	10	2	4
UNC Wilmington	18	1	2
South Carolina	7	1	3
FGCU	14	5	4
USC Upstate	6	1	5
Minnesota	16	2	2
at Boston College	18	0	4
SC State	6	1	6
at Stetson	9	2	4
FAU	7	2	2
NC A&T	14	4	5
Bethune-Cookman	8	1	0
at Pepperdine	3	1	4
Wake Forest	14	3	6
at Virginia Tech	9	0	4
at Virginia	7	3	5
Boston College	11	1	5
at Maryland	6	1	1
Virginia Tech	13	2	1
at Wake Forest	0	1	2
at Florida St.	9	4	1
Georgia Tech	11	3	5
at Clemson	13	0	4
Duke	0	1	2
Virginia	8	3	4
NC State	5	2	4
at North Carolina	12	5	8
Florida St.	6	1	0
Wake Forest	9	0	5
Virginia Tech	9	2	4
Duke	17	2	4

2010-11			
Opposition	P	R	A
Jacksonville	23	0	4
Nova Southeastern	18	7	3
N.C. Central	8	4	2
at Rutgers	3	1	1
McNeese St.	10	2	9
at FGCU	20	1	5
Ole Miss	5	3	5
West Virginia	26	3	3
Stetson	11	0	2
UCF	19	3	4
Oral Roberts	15	0	1
Rice	25	0	3
Akron	17	5	3
Pepperdine	22	1	8
at Duke	11	1	5
at Clemson	15	0	2
BC	7	1	5
Florida St.	20	1	3
at NC State	23	2	3
UNC	17	1	5
at Virginia Tech	14	1	3
Georgia Tech	15	1	1
Virginia	11	1	3
at Wake Forest	10	2	1
Duke	16	3	0
at UNG	16	0	3
Clemson	7	2	5
at BC	15	2	1
at Florida St.	19	2	1
Maryland	16	4	2
at Georgia Tech	7	1	1
Virginia	16	4	7
UNC	16	2	5
FAU	23	0	3
Missouri St.	10	3	2
at Alabama	6	1	1

CAREER STATISTICS

Season	GP	GS	Min.	Avg.	FG	FTA	Pct.	3-Point			Free Throws			Off.	Rebounds			PF	FO	Ast.	TO	Blk	Stl	Scoring	
								FGA	Pct.	FT	FTA	Pct.	Def.		Tot.	Avg.	Pts.							Avg.	
2009-10	33	8	813	24.6	99	252	.393	61	148	.412	59	78	.756	5	57	62	1.9	43	0	117	66	2	20	318	9.6
2010-11	36	36	1165	32.4	158	378	.418	94	222	.423	122	143	.853	12	53	65	1.8	49	0	115	92	1	31	532	14.8
2011-12	18	18	577	32.1	75	208	.361	44	130	.338	45	59	.763	2	43	45	2.5	25	0	32	30	0	16	239	13.3
TOTAL	87	62	2555	29.4	332	838	.396	199	500	.398	226	280	.807	19	153	172	2.0	117	0	264	188	3	67	1089	12.5

GRANT 2011-12

Opponent	Date	GS	Min	TOTAL			3-PTS			FREETHROWS			REBOUNDS			PF	FO	A	TO	Blk	Stl	Pts	Avg		
				FG	FGA	Pct	3FG	FGA	Pct	FT	FTA	Pct	Off	Def	Tot									Avg	
TENNESSEE TECH	11-11-11	*	36	4	11	.364	2	7	.286	4	5	.800	0	4	4	4.0	3	0	2	5	0	0	14	14.0	
RUTGERS	11-15-11	*	27	5	14	.357	4	11	.364	5	6	.833	1	1	2	3.0	1	0	2	0	0	0	19	16.5	
UNF	11-19-11	*	30	4	11	.364	3	6	.500	2	3	.667	0	3	3	3.0	0	0	2	0	0	1	13	15.3	
FLORIDA GULF COAST	11-22-11	*	32	5	14	.357	4	11	.364	7	10	.700	0	4	4	3.3	1	0	0	0	0	2	21	16.8	
at Ole Miss	11-25-11	*	41	8	18	.444	6	12	.500	0	0	.000	0	3	3	3.2	2	0	1	0	0	0	22	17.8	
at Purdue	11-29-11	*	35	6	15	.400	2	6	.333	2	2	1.000	0	3	3	3.2	2	0	1	3	0	2	16	17.5	
UMASS	12-03-11	*	34	5	14	.357	3	7	.429	2	4	.500	0	2	2	3.0	3	0	2	2	0	1	15	17.1	
MEMPHIS	12-06-11	*	29	2	9	.222	1	5	.200	0	0	.000	0	2	2	2.9	1	0	0	2	0	0	5	15.6	
at West Virginia	12-10-11	*	37	7	14	.500	1	6	.167	2	2	1.000	0	2	2	2.8	1	0	2	1	0	1	17	15.8	
vs FAU	12-17-11	*	42	2	5	.400	2	2	1.000	3	6	.500	0	3	3	2.8	2	0	5	5	0	2	9	15.1	
at Charlotte	12-22-11		DNP - Death in the family																						
APPALACHIAN STATE	12-30-11		DNP - Death in the family																						
UNCG	01-02-12	*	19	3	9	.333	1	6	.167	1	2	.500	0	1	1	2.6	3	0	2	0	0	1	8	14.5	
at Virginia	01-07-12	*	35	3	12	.250	2	8	.250	0	0	.000	1	4	5	2.8	3	0	1	2	0	0	8	13.9	
at North Carolina	01-10-12	*	27	2	8	.250	0	5	.000	1	1	1.000	0	1	1	2.7	0	0	1	1	0	0	5	13.2	
CLEMSON	01-18-12	*	34	5	12	.417	4	7	.571	2	2	1.000	0	3	3	2.7	0	0	4	2	0	2	16	13.4	
NC STATE	01-22-12	*	21	0	7	.000	0	5	.000	5	6	.833	0	0	0	2.5	0	0	0	1	0	0	5	12.9	
at Georgia Tech	01-24-12	*	30	6	10	.600	4	6	.667	0	0	.000	0	0	0	2.4	1	0	2	1	0	0	16	13.1	
at Boston College	01-29-12	*	29	5	12	.417	2	8	.250	4	4	1.000	0	1	1	2.3	1	0	2	1	0	2	16	13.2	
MARYLAND	02-01-12	*	39	3	13	.231	3	12	.250	5	6	.833	0	6	6	2.5	1	0	3	4	0	2	14	13.3	
Totals			18	577	75	208	.361	44	130	.338	45	59	.763	2	43	45	2.5	25	0	32	30	0	16	239	13.3



JUSTIN HELLER

Sophomore | Guard | 6-2 | 185

#12

Boca Raton, Fla. | West Boca Raton Community

Heller Season / Career Highs

Points	Career: _____
Rebounds	Career: 2, vs. Appalachian State 12/30/11
Assists	Career: _____
Steals	Career: _____
Blocked Shots	Career: _____
Field Goals	Career: _____
Field Goal Attempts	Career: _____
Free Throws	Career: _____
Free Throw Attempts	Career: _____
3-Point Field Goals	Career: _____
3-Point Field Goal Attempts	Career: _____
Foul Disqualifications	Career: _____
Minutes	Career: 2, vs. Appalachian State 12/30/11

As a Sophomore (2011-12): Saw first-career playing time at Charlotte.

As a Freshman (2010-11): Walked onto the team... Practiced, but did not see any game time.

High School: After transferring to West Boca, played one year of varsity basketball for the Bulls... Among top 30 three-point scorers in Palm Beach County in 2009-10... The Bulls were the only team to beat powerhouse Dwyer, the top-ranked high school in the county, with an 82-73 victory.

Personal: Born on Dec. 26, 1991 ... Son of Neal Heller and Liz Heller ... Brother to Anthony Anderson ... Majoring in business, with aspirations of becoming a CEO... Recruited by American and North Florida ... Nickname is J-Hell.

CAREER STATISTICS

Season	GP	GS	Min.	Avg.	Total			3-Point			Free Throws			Rebounds				Scoring							
					FG	FGA	Pct.	FG	FGA	Pct.	FT	FTA	Pct.	Off.	Def.	Tot.	Avg.	Pf	Fo	Ast.	To	Blk	Stl	Pts.	Avg.
2011-12	3	0	2	0.7	0	0	.000	0	0	.000	0	0	.000	0	2	2	0.7	0	0	0	1	0	0	0	0.0

HELLER 2011-12

Opponent	Date	GS	Min	TOTAL			3-PTS			FREE THROWS			REBOUNDS				PF	FO	A	TO	Blk	Stl	Pts	Avg
				FG	FGA	Pct	3FG	FGA	Pct	FT	FTA	Pct	Off	Def	Tot	Avg								
at Charlotte	12-22-11	0	0	0	0	.000	0	0	.000	0	0	.000	0	0	0	0.0	0	0	0	0	0	0	0	0.0
APPALACHIAN STATE	12-30-11	2	0	0	0	.000	0	0	.000	0	0	.000	0	2	2	1.0	0	0	0	1	0	0	0	0.0
at Boston College	01-29-12	0	0	0	0	.000	0	0	.000	0	0	.000	0	0	0	0.7	0	0	0	0	0	0	0	0.0
Totals		0	2	0	0	.000	0	0	.000	0	0	.000	0	2	2	0.7	0	0	0	1	0	0	0	0.0



REGGIE JOHNSON

Junior | Center | 6-10 | 284

Winston-Salem, N.C. | Winston-Salem Prep

#42

Johnson Season / Career Highs

Points	Season: 15, vs. FAU 12/17/11
	Career: 25, at Wake Forest 2/9/11
Rebounds	Season: 9 (3x) last at UNC 1/10/12
	Career: 20, vs. FAU 3/16/11
Assists	Season: 5, vs. FAU 12/17/11
	Career: 5, vs. FAU 12/17/11
Steals	Season: 2, vs. Appalachian State 12/30/11
	Career: 2 (4x), last vs. Georgia Tech 2/3/11
Blocked Shots	Season: 5, vs. FAU 12/17/11
	Career: 5 (2x) last vs. FAU 12/17/11
Field Goals	Season: 6 (2x), last vs. Maryland 2/1/12
	Career: 9 (3x), last at NC State 1/23/11
Field Goal Attempts	Season: 11, at Georgia Tech 1/25/12
	Career: 17, at NC State 1/23/11
Free Throws	Season: 7, vs. FAU 12/17/11
	Career: 9, at Wake Forest 2/9/11
Free Throw Attempts	Season: 10, vs. FAU 12/17/11
	Career: 12, at Wake Forest 2/9/11
3-Point Field Goals	Season: 1, vs. Maryland 2/1/12
	Career: 1, vs. Maryland 2/1/12
3-Point Field Goal Attempts	Season: 9, vs. Maryland 2/1/12
	Career: 1, vs. Maryland 2/1/12
Foul Disqualifications	Season: -
	Career: 5x, last at Florida State 2/26/11
Minutes	Season: 36, vs. FAU 12/17/11
	Career: 36, vs. FAU 12/17/11

2011 All-ACC Honorable Mention | 2010 ACC All-Tournament Second Team College Sports Madness ACC Men's Basketball Player of the Week - Dec. 19, 2011

As a Junior (2011-12): In season debut against FAU, recorded 15 points, 9 rebounds, 5 assists, 5 blocked shots and 1 steal... Sat out the first nine games of the season after injuring his knee in the summer of 2011.

As a Sophomore (2010-11): Earned All-ACC honorable mention accolades... Appeared in all 36 games, making 34 starts - tying for the third most in program history... Averaged nearly a double-double with 11.9 points, a team-high 9.6 rebounds and a team-best 1.3 blocks per game, while shooting 59.1 percent from the field - the third-highest percentage in a season in UM history (minimum 200 field goal attempts)... His 347 season boards are the most for a Cane since Rick Barry notched a school-record 475 in 1964-65 and rank sixth in UM history... Grabbed a team-high 21.7 percent of the available rebounds while on the court -- 26.8 percent of the defensive boards (12th in the nation) and 16.3 percent of the offensive boards (7th in the nation)... Among the ACC's leaders in several categories, ranking fourth in rebounding (28th in the nation), second in offensive rebounds (3.5 pg), fourth in defensive rebounds (6.1 pg) and 20th in scoring... Among the ACC's most improved players in both scoring and rebounding, with his scoring average increasing 5.5 points per game and his rebounding jumping 5.0 boards an outing... Averaged 12.3 points and 12.0 rebounds, shooting 70.6 percent from the field (17-24) and 100 percent from the line (3-3) over three NIT games... Scored in double figures in 23 games, with four 20-point outings - including a career-high 25 points in the road win at his hometown Wake Forest (2/9)... Pulled down double-figure rebounds 16 times, with 15-plus boards three times - including a career-high 20 in the NIT opening-round win over FAU (3/16)... Those 20 boards are the most for an ACC player this season and most for a Cane since the return of Miami basketball in 1985-86... Added 14 points versus the Owls to register his 13th double-double of the season - the fourth-most in the ACC and tied with All-American Tim James for third-most by a Hurricane in a single season (since the return of the program in 1985-86).

As a Redshirt Freshman (2009-10): Appeared in 32-of-33 games -- tying Garrus Adams for the second-most games played by a freshman in 2009-10... Averaged 6.4 points and 4.6 rebounds per game, while converting 52.2 percent from the field and a team-best 78.5 percent from the foul line... Among ACC freshmen, tied for third in rebounds and ninth in scoring... Hit 23 of his last 27 free throws and 66 of his last 80, shooting 82.4 percent from the line versus conference opponents -- best among the ACC's big men, to rank ninth in the league... Scored in double figures in seven games, including in three of the season's last four, and grabbed 10-plus boards three times... Came on strong at the end of the season, averaging 13.7 points on 66.7 percent shooting from the floor (12-18) -- including 85.0 percent from the charity stripe (17-20) -- 8.0 boards and 1.7 blocks per game over three outings in the ACC Tournament en route to ACC All-Tournament Second Team honors... Turned in a season-high 22 points (tying former Hurricane Guillermo Diaz for most points in an ACC Tournament game) on a perfect 8-of-8 effort from the field, while adding 6-of-6 shooting from the line, four boards, two assists and a blocked shot in the ACC Tournament opening-round win against Wake Forest (3/11)... This performance established a new ACC Tournament freshman record, becoming the first rookie to finish 100 percent from the field in a tourney game (minimum seven field goals made), breaking the previous freshman high of 81.8 percent (9-11) set by Maryland's Ernest Graham in 1978... His 8-for-8 field goals against Wake Forest also tied a school-record for field goal percentage in a game, matching teammate Dwayne Collins' 8-of-8 effort against Tulane (11/19)... Selected "Most Improved Player" and recognized as the team's leading free throw shooter at UM's 2010 postseason banquet.

High School: Competed in basketball and track & field at Winston-Salem Prep... Helped guide the Phoenix to the North Carolina 1-A state championship in basketball, finishing with 25 points and a state championship record 23 rebounds en route to the title and MVP honors... Two-time All-Northwest selection, led the league with 24.1 points per game, 16.1 rebounds per game and 7.1 blocks per game as a senior in 2007-08... Other individual honors included NC Preps.com 1-A Player of the Year, NC Preps.com All-State Team, Triad Sports Weekly County Player of the Year and Triad Sports Weekly All-Forsyth County Basketball Team... Considered a four-star recruit by Scout.com, which ranked him 17th among centers... Coached by Andre Gould... Played AAU basketball for Boo Williams.

Personal: Born Dec. 16, 1989... Son of Erika Johnson... Brother to Chrisalyn Boston... A liberal arts major... Nickname is Big Reg... Also recruited by Wake Forest, Virginia Tech, Xavier and VCU... Off the court, enjoys playing video games... Played basketball in China during the summer of 2010 with Athletes in Action... Did not play in 2008-09, but worked hard in practice, on conditioning and in the weight room... Lost approximately 40 pounds since arriving on campus in the summer of 2008... Provides a big body inside with a 7-2 wingspan... Has great hands, as well as good agility and foot speed... Has a younger sister.

2009-10				2010-11			
Opposition	P	R	A	Opposition	P	R	A
NC Central	4	0	1	Jacksonville	13	8	0
Nova Southeastern	2	2	0	at Memphis	12	12	0
UNC Wilmington	3	1	0	N.C. Central	12	10	1
South Carolina	7	7	1	at Rutgers	12	14	0
FGCU	5	2	0	McNeese St.	12	9	0
USC Upstate	13	6	0	at FGCU	11	10	1
Minnesota	2	1	1	Ole Miss	17	10	1
at Boston College	7	3	0	West Virginia	14	7	0
SC State	11	6	1	Stetson	6	7	2
at Stetson	0	0	0	UCF	6	6	0
FAU	8	10	1	Oral Roberts	14	12	0
NC A&T	5	8	1	Rice	7	6	2
Bethune-Cookman	7	7	0	Akron	21	12	1
at Pepperdine	8	7	0	Pepperdine	12	15	0
Wake Forest	0	3	0	at Duke	22	9	0
at Virginia Tech	8	10	1	at Clemson	6	8	1
at Virginia	6	8	1	BC	9	9	0
Boston College	15	9	0	Florida St.	7	9	0
at Maryland	0	2	0	at NC State	20	14	1
Virginia Tech	7	4	1	UNC	11	13	2
at Wake Forest	8	6	1	at Virginia Tech	6	10	2
at Florida St.	2	0	0	Georgia Tech	9	10	2
Georgia Tech	10	7	0	Virginia	16	8	1
at Clemson	5	4	0	at Wake Forest	25	7	1
Duke	0	1	0	Duke	16	7	3
Virginia	0	0	0	at UNCG	2	4	0
NC State	6	4	0	Clemson	7	9	2
at North Carolina	2	3	0	at BC	15	6	2
Florida St.	12	3	0	at Florida St.	17	12	0
Wake Forest	22	4	2	Maryland	12	16	3
Virginia Tech	5	12	1	at Georgia Tech	4	12	0
Duke	14	8	0	Virginia	8	6	1
				UNC	12	4	0
				FAU	14	20	1
				Missouri St.	9	9	3
				at Alabama	14	7	0

CAREER STATISTICS

Season	GP	GS	Min.	Avg.	Total			3-Point			Free Throws			Rebounds				Scoring							
					FG	FGA	Pct.	FG	FGA	Pct.	FT	FTA	Pct.	Off.	Def.	Tot.	Avg.	PF	FO	Ast.	TO	Blk	Stl	Pts.	Avg.
2009-10	32	6	434	13.6	60	115	.522	0	0	.000	84	107	.785	59	89	148	4.6	70	1	13	24	21	16	204	6.4
2010-11	36	34	935	26.0	165	279	.591	0	0	.000	100	150	.667	126	221	347	9.6	116	4	33	69	45	22	430	11.9
2011-12	11	10	293	26.6	42	85	.494	1	1	1.000	29	38	.763	19	53	72	6.5	39	1	17	19	14	8	114	10.4
TOTAL	79	50	1662	21.0	267	479	.557	1	1	1.000	213	295	.722	204	363	567	7.2	225	6	63	112	80	46	748	9.5

JOHNSON 2011-12

Opponent	Date	GS	Min	TOTAL			3-PTS			FREE THROWS			REBOUNDS				PF	FO	A	TO	Blk	Stl	Pts	Avg
				FG	FGA	Pct	3FG	FGA	Pct	FT	FTA	Pct	Off	Def	Tot	Avg								
vs FAU	12-17-11		36	4	6	.667	0	0	.000	7	10	.700	2	7	9	9.0	3	0	5	2	5	1	15	15.0
at Charlotte	12-22-11	*	26	3	7	.429	0	0	.000	5	6	.833	2	5	7	8.0	2	0	3	4	2	0	11	13.0
APPALACHIAN STATE	12-30-11	*	25	4	8	.500	0	0	.000	3	3	1.000	1	7	8	8.0	4	0	1	0	0	2	11	12.3
UNCG	01-02-12	*	15	2	5	.400	0	0	.000	2	4	.500	1	1	2	6.5	4	0	0	1	2	1	6	10.8
at Virginia	01-07-12	*	33	3	9	.333	0	0	.000	1	2	.500	6	3	9	7.0	3	0	1	2	0	0	7	10.0
at North Carolina	01-10-12	*	30	6	10	.600	0	0	.000	0	0	.000	1	8	9	7.3	4	0	0	2	0	1	12	10.3
CLEMSON	01-18-12	*	29	2	3	.667	0	0	.000	3	4	.750	1	6	7	7.3	4	0	3	2	2	0	7	9.9
NC STATE	01-22-12	*	22	4	5	.800	0	0	.000	4	4	1.000	0	4	4	6.9	4	0	0	1	1	1	12	10.1
at Georgia Tech	01-24-12	*	24	4	11	.364	0	0	.000	0	0	.000	0	7	7	6.9	4	0	2	1	0	0	8	9.9
at Boston College	01-29-12	*	28	4	8	.500	0	0	.000	4	5	.800	3	2	5	6.7	2	0	1	1	1	1	12	10.1
MARYLAND	02-01-12	*	25	6	13	.462	1	1	1.000	0	0	.000	2	3	5	6.5	5	1	1	3	1	1	13	10.4

Totals			10	293	42	85	.494	1	1	1.000	29	38	.763	19	53	72	6.5	39	1	17	19	14	8	114	10.4
---------------	--	--	----	-----	----	----	------	---	---	-------	----	----	------	----	----	----	-----	----	---	----	----	----	---	-----	------



DEQUAN JONES

Senior | Guard/Forward | 6-8 | 221

#5

Stone Mountain, Ga. | Wheeler

Jones Season / Career Highs

Points
Season: 11, vs. Appalachian State 12/30/11
Career: 16, vs. FGCU 11/25/09

Rebounds
Season: 8, vs. Appalachian State 12/30/11
Career: 8 (2x) last vs. App State 12/30/11

Assists
Season: 1, vs. Clemson 1/18/12
Career: 3, vs. USC Upstate 11/28/09

Steals
Season: 2(2x), last vs. Maryland 2/1/12
Career: 3, at Alabama 3/23/11

Blocked Shots
Season: 1(2x), last vs. Maryland 2/1/12
Career: 4, vs. FIU 12/12/08

Field Goals
Season: 5, vs. Clemson 1/18/12
Career: 6 (2x), last vs. Virginia Tech 3/12/10

Field Goal Attempts
Season: 8, vs. Appalachian State 12/30/11
Career: 11, vs. Virginia Tech 3/12/10

Free Throws
Season: 3(2x), last vs. Maryland 2/1/12
Career: 4 (2x), last at Alabama 3/23/11

Free Throw Attempts
Season: 7, vs. Appalachian State 12/30/11
Career: 7, vs. Appalachian State 12/30/11

3-Point Field Goals
Season: 1 (2x), last at Georgia Tech 1/24/12
Career: 2, vs. Wake Forest 3/11/10

3-Point Field Goal Attempts
Season: 1 (2x), last vs. Georgia Tech 1/24/12
Career: 3 (2x), last vs. Wake Forest 3/11/10

Foul Disqualifications

Season: --
Career: --

Minutes

Season: 31, vs. Maryland 2/1/12
Career: 32, vs. Virginia Tech 3/12/10

As a Senior (2011-12): Season debut was a seven-point, six-rebound night at Charlotte ... Became eligible to play on Dec. 21 ... In September was told he would not participate in competition during the 2011-12 men's basketball season as the NCAA and University continue their joint investigation.

As a Junior (2010-11): Played in 28 games with 10 starts, averaging 4.5 points and 2.5 rebounds per game, converting 41.9 percent from the field... Grabbed five-or-more boards five times, including in NIT quarterfinal effort at Alabama (3/23)... Versus the Crimson Tide, poured in a season-high 12 points on 4-of-8 shooting from the field - including a few highlight-reel dunks, with five rebounds and a career-high three steals in a season-high 30 minutes... Put up a season-high three blocks and grabbed a pair of steals in the NIT second-round win over Missouri State (3/21)... Returned to the hardwood on Feb. 13 vs. No. 5/5 Duke after missing seven games after sustaining a broken right hand during the Jan. 15 win over Boston College... Back in the starting lineup at UNC Greensboro (2/15) for the first time since returning to the hardwood after the injury, posting four points, five rebounds and an assist in 18 minutes.

As a Sophomore (2009-10): Played in 28 games, starting 20, as a sophomore... Came on strong during the ACC Tournament, averaging 11.7 points -- on 48.1 percent shooting from the field and a team-high 50.0 percent from beyond the arc, with 3.3 boards and 1.0 block through Miami's three-game run... Registered his fourth consecutive start in the ACC semifinal against Duke (3/13), finishing with seven points, two rebounds and a blocked shot... Posted his second-straight 14-point scoring effort on a career-high tying 6-for-11 shooting from the field with four rebounds and a block versus Virginia Tech (3/12) in the ACC Tournament quarterfinal... It marked the first back-to-back double-digit scoring performances of his career... Finished with 14 points, connecting on 5-of-7 field goals - including a career-high two three-pointers, with four rebounds, a block and a steal in the ACC Tournament win over Wake Forest (3/11)... Scored 12 first-half points -- including both three-pointers -- to set a career high for points in a half... For the season, averaged 5.7 points and 2.1 rebounds per game, while shooting 53.3 percent from the field.

As a Freshman (2008-09): Played in all 32 games, making three starts as a true freshman -- including back-to-back ACC contests at then- No. 5/6 North Carolina (1/17) and versus Florida State (1/21)... Had an electrifying reverse dunk in the first half at then- No. 5/6 North Carolina (1/17) that landed at No. 1 on ESPN's Top 10 Plays of the day... Finished with eight points, a then- season-high tying five rebounds, a blocked shot and an assist versus the Tar Heels in a career-high 27 minutes... Posted four-or-more rebounds seven times... Grabbed a season-high six boards, a blocked shot and a steal in 11 minutes at then- No. 3/4 Duke (2/7)... Converted his first three-pointer as a Hurricane versus Virginia Tech (1/25).

High School: Averaged 15.2 points, 6.7 rebounds and 4.0 blocks per game as a senior en route to Class 5-A Player of the Year honors by the Atlanta Journal-Constitution and Northwest Player of the Year accolades... Also named to EA Sports' All-America Second Team and to the Parade All-America Fourth Team... Ranked as the nation's fifth-best small forward and 28th-best overall player by ESPN.com... Considered a five-star recruit by both Scout.com and Rivals.com... Ranked fourth among small forwards by Rivals.com... Helped Wildcats finish 30-3 with a No. 18 national ranking by USA Today... Team advanced to the state title game, where the Wildcats lost by just three points... Scored 17 points in the semifinal win over Hiram to help Wheeler advance to the finals... Region 6A champions in 2008... Participated in the iS8/Nike Spring High School Classic, earning second team honors... Played three years of varsity basketball... Competed in first two seasons of prep basketball at Stone Mountain... Coached at Wheeler by Doug Lipscomb... Played AAU basketball for the Worldwide Renegades.

Personal: Born June 20, 1990 ... Son of Irene Bell and Clady Jones ... Brother to Camron ... Majoring in liberal arts ... Nickname is "DJ"... The most explosive athlete on the squad with dynamic hops... Also recruited by schools including Oregon, Memphis, Florida and Georgia.

2008-09				2009-10				2010-11			
Opposition	P	R	A	Opposition	P	R	A	Opposition	P	R	A
Florida Southern	7	1	2	NC Central	5	1	0	Jacksonville	5	8	1
Southern Miss	0	2	1	Nova Southeastern	9	6	1	at Memphis	0	2	0
Connecticut	4	1	0	Tulane	4	2	0	N.C. Central	9	3	1
San Diego	4	4	1	UNC Wilmington	4	3	0	at Rutgers	8	2	0
Stetson	2	2	0	South Carolina	8	5	2	McNeese St.	10	2	1
OHIO STATE	4	1	0	FGCU	16	5	1	at FGCU	2	0	0
at Kentucky	2	2	0	USC Upstate	4	1	3	Ole Miss	6	4	0
FIU	3	3	1	Minnesota	0	3	0	West Virginia	2	1	0
Robert Morris	0	0	0	at Boston College	8	4	1	Stetson	8	6	2
Clemson	2	4	0	SC State	8	2	1	UCF	9	2	1
at St. John's	4	4	0	at Stetson	9	2	0	Oral Roberts	8	3	0
UNF	8	5	2	Bethune-Cookman	5	2	1	Rice	5	2	1
NC Central	11	5	1	at Pepperdine	7	1	1	Akron	4	1	0
FAU	6	0	0	Wake Forest	0	1	1	Pepperdine	3	1	0
at Boston College	0	0	1	at Virginia Tech	8	3	0	at Duke	4	3	1
Maryland	2	1	0	at Virginia	2	0	0	at Clemson	2	0	0
at North Carolina	8	5	1	Boston College	1	0	0	BC	4	3	1
FLORIDA STATE	0	0	0	at Maryland	6	2	0	Duke	2	1	1
VIRGINIA TECH	3	1	0	Virginia Tech	4	1	0	at UNCG	4	5	1
at NC State	0	0	1	at Wake Forest	2	2	0	Clemson	2	0	0
at Maryland	7	1	0	at Florida St.	0	0	0	at BC	8	3	2
WAKE FOREST	3	2	0	at Clemson	4	1	2	at Florida St.	0	0	0
at Duke	0	6	0	Duke	5	2	0	at Georgia Tech	2	3	1
North Carolina	0	1	0	Virginia	0	0	0	Virginia	2	6	0
at Florida State	0	1	0	Florida St.	6	1	0	UNC	0	1	0
BOSTON COLLEGE	0	0	0	Wake Forest	14	4	0	FAU	2	0	0
at Virginia	0	1	1	Virginia Tech	14	4	1	Missouri St.	4	3	0
at Georgia Tech	0	0	0	Duke	7	2	0	at Alabama	12	5	0
NC State	2	0	1								
Virginia Tech	2	1	0								
at Providence	2	1	0								
at Florida	2	0	2								

CAREER STATISTICS

Season	GP	GS	Min.	Avg.	Total			3-Point			Free Throws			Rebounds				Scoring							
					FG	FGA	Pct.	FG	FGA	Pct.	FT	FTA	Pct.	Off.	Def.	Tot.	Avg.	PF	FO	Ast.	TO	Blk	Stl	Pts.	Avg.
2008-09	32	3	353	11.0	33	98	.337	1	13	.077	19	30	.633	20	35	55	1.7	33	0	15	30	12	10	86	2.7
2009-10	28	20	466	16.6	65	122	.533	6	26	.231	24	36	.667	16	44	60	2.1	31	0	15	40	16	15	160	5.7
2010-11	28	10	389	13.9	52	124	.419	1	12	.083	22	36	.611	28	42	70	2.5	32	0	14	32	12	14	127	4.5
2011-12	10	1	161	16.1	25	50	.500	2	5	.400	12	22	.545	13	23	36	3.6	16	0	2	10	3	5	64	6.4
TOTAL	98	34	1369	14.0	175	394	.444	10	56	.179	77	124	.621	77	144	221	2.3	112	0	46	112	43	44	437	4.5

JONES 2011-12

Opponent	Date	GS	Min	TOTAL			3-PTS			FREE THROWS			REBOUNDS				PF	FO	A	TO	Blk	Stl	Pts	Avg	
				FG	FGA	Pct	3FG	FGA	Pct	FT	FTA	Pct	Off	Def	Tot	Avg									
at Charlotte	12-22-11		18	3	6	.500	0	0	.000	1	1	1.000	2	4	6	6.0	4	0	0	1	1	0	7	7.0	
APPALACHIAN STATE	12-30-11		21	4	8	.500	0	0	.000	3	7	.429	2	6	8	7.0	1	0	0	4	0	1	11	9.0	
UNCG	01-02-12		8	1	2	.500	0	1	.000	1	2	.500	1	1	2	5.3	1	0	0	1	0	0	3	7.0	
at Virginia	01-07-12		10	2	2	1.000	1	1	1.000	1	1	1.000	0	1	1	4.3	1	0	0	0	0	0	6	6.8	
at North Carolina	01-10-12		10	1	4	.250	0	0	.000	1	2	.500	1	3	4	4.2	1	0	0	1	0	0	3	6.0	
CLEMSON	01-18-12		14	5	7	.714	0	1	.000	0	0	.000	1	1	2	3.8	0	0	1	1	0	0	10	6.7	
NC STATE	01-22-12		14	4	4	1.000	0	0	.000	0	1	.000	2	1	3	3.7	3	0	0	0	0	2	8	6.9	
at Georgia Tech	01-24-12		22	3	5	.600	1	1	1.000	0	0	.000	1	3	4	3.8	0	0	0	1	1	0	7	6.9	
at Boston College	01-29-12		13	1	5	.200	0	0	.000	2	2	1.000	1	1	2	3.6	2	0	0	0	0	0	4	6.6	
MARYLAND	02-01-12	*	31	1	7	.143	0	1	.000	3	6	.500	2	2	4	3.6	3	0	1	1	1	2	5	6.4	
Totals			1	161	25	50	.500	2	5	.400	12	22	.545	13	23	36	3.6	16	0	2	10	3	5	64	6.4



KENNY KADJI

Junior | Forward/Center | 6-11 | 251

Douala, Cameroon | Pendleton | IMG Academy | Florida

#35

Kadji Season / Career Highs

Points	UM Career: 30, vs. UNCG 01/02/12
Rebounds	UM Career: 12, vs. UNCG 01/02/12
Assists	UM Career: 3, vs. UNF 11/19/11
Steals	UM Career: 3, vs. Rutgers 11/15/11
Blocked Shots	UM Career: 4 (3x) last at BC 1/29/12
Field Goals	UM Career: 10, vs UNCG 01/02/12
Field Goal Attempts	UM Career: 15 (3x) last at Georgia Tech 1/24/12
Free Throws	UM Career: 10, vs. UNCG 01/02/12
Free Throw Attempts	UM Career: 13, vs UNCG 01/02/12
3-Point Field Goals	UM Career: 3 (2x) last vs. FAU 12/17/11
3-Point Field Goal Attempts	UM Career: 4, at Boston College, 1/29/12
Foul Disqualifications	UM Career: 1 (2x), last vs. Clemson 1/18/12
Minutes	UM Career: 37, vs. FAU 12/17/11

2011 Orange Bowl Basketball Classic Game MVP

As a Junior (2011-12): Notched first double-double with 18 points and 10 rebounds at Charlotte ... Scored a season-high 21 points against FAU ... Drained 3-of-3 shots from beyond the arc on his way to his season-high 15 points at West Virginia ... Swatted four shots by the Memphis Tigers on Dec. 6 ... Ten rebounds, nine points, three assists against UNF ... Broke out with 13 points, five rebounds, three steals and two blocks against Rutgers ... Earned his first Miami start in the season opener against Tennessee Tech, pulling down five rebounds.

As a Redshirt (2010-11): After transferring to Miami from Florida, the big man sat out the 2010-11 season... Expected to provide front-court depth with his size and shot-blocking ability... After a promising freshman campaign at UF, played in just eight games as a sophomore before having surgery on his back on Feb. 10... Was granted a medical hardship for the 2009-10 season and has three years of eligibility for the Hurricanes.

As a Sophomore at Florida (2009-10): Played in 42 games with Florida over two seasons, before his 2009-10 season was cut short ... As a sophomore in 2009-10, scored a season-high five points and grabbed a season-best three rebounds in 10 minutes of action versus Florida A&M.

As a Freshman at Florida (2008-09): Averaged 4.4 points, 2.7 rebounds and 0.7 blocks in 12.5 minutes per game over 34 appearances... Scored in double figures four times, including a season-high 15 points on 6-of-10 shooting from the field and 3-of-3 shooting from the line, with seven boards versus UCF, and a season-high four blocked shots versus Vanderbilt... Hit 2-of-4 from the field to contribute four points versus UMKC (and future teammate Trey McKinney Jones) in Orlando... Made his first career start and grabbed a then- career-high six rebounds vs. Florida Gulf Coast... Was a perfect 3-for-3 from the field and finished with seven points and seven rebounds in the win over Georgia Southern... Scored 14 points on a career-high 7-of-10 shooting in 19 minutes vs. Longwood... Crashed the boards for a career-high eight rebounds in the win over Auburn, also dishing out a season-high tying two assists and two blocked shots, while contributing 11 points... Played a career-high 23 minutes versus Arkansas, scoring 10 points and collecting four rebounds... Scored four points and tallied five rebounds against Arkansas in the first round of the SEC Tournament... Posted four points in seven minutes of action versus Miami in the second round of the NIT.

High School: The fifth-ranked center in the class of 2008 by both Rivals.com and Scout.com and was rated in the top half of the ESPNU 100...

Averaged 28.0 points, 12.0 rebounds and 4.0 blocks per game at Pendleton/IMG Academy, playing for coach Mike Moreau... Participated in the 2008 adidas All-America All-Star game and in the 2008 adidas Kentucky Derby Festival basketball classic... Played AAU basketball with the Florida Rams.

Personal: Last name is pronounced Kaad-jee ... Born May 19, 1988 ... Majoring in sociology with a minor in business administration... Has three brothers... Trained with current NBA player Jared Jeffries during the summer of 2009 at IMG Academy... Played the piano for five years.

STATISTICS AT FLORIDA


Season	GP	GS	Min.	Avg.	Total			3-Point			Free Throws			Rebounds				Scoring					
					FG	FGA	Pct.	FG	FGA	Pct.	FT	FTA	Pct.	Total	PF	FO	Ast.	TO	Blk	Stl	Pts.	Avg.	
2008-09	34	1	426	12.5	62	128	.484	0	1	.000	24	47	.511	93	2.7	48	0	4	28	24	6	148	4.4
2009-10	8	0	45	5.6	3	8	.375	0	0	.000	2	4	.500	6	0.7	8	0	0	5	3	1	8	1.0
TOTAL	42	1	471	11.2	65	136	.445	0	1	.000	26	51	.509	99	2.3	56	0	4	33	27	7	156	3.7

STATISTICS AT MIAMI

Season	GP	GS	Min.	Avg.	Total			3-Point			Free Throws			Rebounds				Scoring							
					FG	FGA	Pct.	FG	FGA	Pct.	FT	FTA	Pct.	Off.	Def.	Tot.	Avg.	PF	FO	Ast.	TO	Blk	Stl	Pts.	Avg.
2011-12	19	16	508	26.7	89	162	.549	13	30	.433	46	71	.648	36	72	108	5.7	42	2	13	32	35	11	237	12.5

KADJI 2011-12

Opponent	Date	GS	Min	TOTAL			3-PTS			FREE THROWS			REBOUNDS												
				FG	FGA	Pct	3FG	FGA	Pct	FT	FTA	Pct	Off	Def	Tot	Avg	PF	FO	A	TO	Blk	Stl	Pts	Avg	
TENNESSEE TECH	11-11-11	*	19	0	3	.000	0	0	.000	0	1	.000	1	4	5	5.0	2	0	1	2	0	0	0	0.0	
RUTGERS	11-15-11	*	30	6	11	.545	0	1	.000	1	4	.250	2	3	5	5.0	2	0	1	1	2	3	13	6.5	
UNF	11-19-11	*	22	4	7	.571	0	0	.000	1	2	.500	4	6	10	6.7	2	0	3	3	1	1	9	7.3	
FLORIDA GULF COAST	11-22-11	*	23	2	6	.333	0	0	.000	2	2	1.000	3	2	5	6.3	1	0	0	0	2	0	6	7.0	
at Ole Miss	11-25-11	*	11	1	4	.250	0	0	.000	0	0	.000	0	1	1	5.2	1	0	0	1	2	0	2	6.0	
at Purdue	11-29-11		2	0	0	.000	0	0	.000	0	0	.000	0	0	0	4.3	0	0	0	1	0	0	0	5.0	
UMASS	12-03-11		25	4	7	.571	0	0	.000	1	3	.333	2	5	7	4.7	3	0	0	1	3	0	9	5.6	
MEMPHIS	12-06-11		25	5	10	.500	0	1	.000	2	6	.333	2	4	6	4.9	2	0	0	1	4	1	12	6.4	
at West Virginia	12-10-11	*	30	4	6	.667	3	3	1.000	4	6	.667	0	3	3	4.7	5	1	1	3	0	0	15	7.3	
vs FAU	12-17-11	*	37	7	11	.636	3	3	1.000	4	5	.800	0	3	3	4.5	1	0	0	2	3	2	21	8.7	
at Charlotte	12-22-11	*	32	7	9	.778	2	2	1.000	2	3	.667	1	9	10	5.0	1	0	0	1	2	0	18	9.5	
APPALACHIAN STATE	12-30-11	*	21	1	5	.200	0	2	.000	1	2	.500	1	1	2	4.8	2	0	0	0	2	0	3	9.0	
UNCG	01-02-12	*	33	10	15	.667	0	2	.000	10	13	.769	5	7	12	5.3	3	0	0	3	2	0	30	10.6	
at Virginia	01-07-12	*	36	5	10	.500	1	2	.500	3	4	.750	4	6	10	5.6	3	0	0	3	1	0	14	10.9	
at North Carolina	01-10-12	*	33	7	11	.636	1	3	.333	1	3	.333	1	1	2	5.4	2	0	0	4	1	0	16	11.2	
CLEMSON	01-18-12	*	24	5	8	.625	0	2	.000	4	4	1.000	0	1	1	5.1	5	1	1	0	1	1	14	11.4	
NC STATE	01-22-12	*	35	8	15	.533	0	1	.000	4	6	.667	5	6	11	5.5	3	0	2	2	4	2	20	11.9	
at Georgia Tech	01-24-12	*	34	8	15	.533	2	4	.500	3	3	1.000	2	6	8	5.6	2	0	2	3	1	0	21	12.4	
at Boston College	01-29-12	*	36	5	9	.556	1	4	.250	3	4	.750	3	4	7	5.7	2	0	2	1	4	1	14	12.5	
MARYLAND	02-01-12		DNP	--	head injury																				
Totals			16	508	89	162	.549	13	30	.433	46	71	.648	36	72	108	5.7	42	2	13	32	35	11	237	12.5



SHANE LARKIN

Freshman | Guard | 5-11 | 160

Orlando, Fla. | Dr. Phillips (Fla.)

#0

Larkin Career Highs

Points	Career: 18, vs. UNCG 01/02/12
Rebounds	Career: 7 vs. Maryland 2/01/12
Assists	Career: 5 (3x) vs. Georgia Tech 1/24/12
Steals	Career: 6 (2x) last at UNC 1/10/12
Blocked Shots	Career: 1, vs. UMass 12/03/11
Field Goals	Career: 5, at Purdue 11/29/11
Field Goal Attempts	Career: 11 vs. Maryland 2/01/12
Free Throws	Career: 7, vs. UNCG 01/02/12
Free Throw Attempts	Career: 7, vs. UNCG 01/02/12
3-Point Field Goals	Career: 4, at Purdue 11/29/11
3-Point Field Goal Attempts	Career: 5 (3x), last vs. NC State 1/22/12
Foul Disqualifications	Career: --
Minutes	Season: 41, vs. Maryland 2/01/12

As a Freshman (2011-12): Started in place of Malcolm Grant at Charlotte, scoring eight points and recording a pair of handouts ... Scored 14 points with four rebounds and two assists against UMass in first-career start ... Came off the bench to go 4-of-4 from long range with two assists in 21 minutes at Purdue ... Scored three points in his first possession in his third-straight game with a three against FGCU ... He had an and-one layup against UNF and a trey against Rutgers ... Team-high six rebounds against FGCU ... Received transfer waiver from the NCAA on Nov. 15 and played 22 minutes that night against Rutgers ... Was 1-of-1 from long range and had one rebound, assist and steal in Miami debut.

High School: Averaged 18.8 points, 6.4 rebounds, 6.3 assists and 3.5 steals per game as a senior at Dr. Phillips High in Orlando, Fla. ... Ended high school career with a school record 320 steals and was second in career scoring behind 2010-11 All-SEC selection Chris Warren (Ole Miss) ... Two-time all-state player ... Twice was 6A Player of the Year runner up ... Ranked among the Top 20 point guards in the country by Scout.com ... The No. 72 overall player in the nation, according to Scout.com ... Led his team to a 27-6 record his senior season, advancing to the state championship game for the second consecutive year ... Three-time district champions ... Regional champion.

Personal: Born DeShane Larkin on Oct. 2, 1992, but goes by Shane ... Son of Lisa and Barry Larkin, the former Cincinnati Reds 12-time All-Star shortstop ... Brother to Cymber and Brielle ... Enjoys listening to music and playing video games ... Deion Sanders, Larkin's favorite athlete growing up, gave him the nickname SugaShane ... Comes from a long lineage of athletes, including his father as well as his uncles Byron Larkin (Xavier basketball), Mike Larkin (Notre Dame football) and Steve Larkin (Texas baseball) ... Larkin originally committed to DePaul in 2010, but was granted a release from the school in August 2011 ... He was also recruited by Boston College, George Mason, Colorado and Florida State.

CAREER STATISTICS

Season	GP	GS	Min.	Avg.	Total			3-Point			Free Throws			Rebounds				Scoring							
					FG	FGA	Pct.	FG	FGA	Pct.	FT	FTA	Pct.	Off.	Def.	Tot.	Avg.	PF	FO	Ast.	TO	Blk	Stl	Pts.	Avg.
2011-12	19	7	465	24.5	41	107	.383	21	56	.375	35	37	.946	8	40	48	2.5	30	0	48	41	2	37	138	7.3

LARKIN 2011-12

Opponent	Date	GS	Min	TOTAL			3-PTS			FREE THROWS			REBOUNDS				PF	FO	A	TO	Blk	Stl	Pts	Avg
				FG	FGA	Pct	FG	FGA	Pct	FT	FTA	Pct	Off	Def	Tot	Avg								
TENNESSEE TECH	11-11-11	DNP	- Sat out due to NCAA transfer rules																					
RUTGERS	11-15-11	22	1	1	1.000	1	1	1.000	0	0	.000	0	1	1	1.0	0	0	1	3	0	1	3	3.0	
UNF	11-19-11	16	3	5	.600	1	3	.333	1	1	1.000	0	2	2	1.5	1	0	2	2	0	1	8	5.5	
FLORIDA GULF COAST	11-22-11	28	2	6	.333	1	3	.333	3	3	1.000	1	5	6	3.0	1	0	5	1	0	1	8	6.3	
at Ole Miss	11-25-11	29	1	8	.125	0	3	.000	0	0	.000	1	1	2	2.8	4	0	4	2	0	6	2	5.3	
at Purdue	11-29-11	21	5	9	.556	4	4	1.000	2	2	1.000	0	0	0	2.2	4	0	2	1	0	0	16	7.4	
UMASS	12-03-11	* 22	4	9	.444	2	3	.667	4	4	1.000	1	3	4	2.5	3	0	2	3	1	1	14	8.5	
MEMPHIS	12-06-11	* 26	3	8	.375	0	2	.000	1	1	1.000	0	3	3	2.6	0	0	0	1	0	1	7	8.3	
at West Virginia	12-10-11	19	3	8	.375	1	5	.200	1	2	.500	1	1	2	2.5	1	0	1	2	0	1	8	8.3	
vs FAU	12-17-11	27	1	3	.333	1	2	.500	0	0	.000	0	2	2	2.4	3	0	4	2	0	1	3	7.7	
at Charlotte	12-22-11	* 34	2	7	.286	1	5	.200	3	4	.750	0	2	2	2.4	1	0	2	2	0	1	8	7.7	
APPALACHIAN STATE	12-30-11	* 32	3	6	.500	2	4	.500	3	3	1.000	0	2	2	2.4	1	0	3	3	0	3	11	8.0	
UNCG	01-02-12	28	4	6	.667	3	4	.750	7	7	1.000	0	6	6	2.7	1	0	3	3	0	4	18	8.8	
at Virginia	01-07-12	12	0	1	.000	0	1	.000	0	0	.000	0	4	4	2.8	1	0	0	2	0	0	0	8.2	
at North Carolina	01-10-12	24	1	5	.200	1	4	.250	0	0	.000	1	0	1	2.6	1	0	4	5	0	6	3	7.8	
CLEMSON	01-18-12	12	0	1	.000	0	0	.000	2	2	1.000	1	0	1	2.5	1	0	3	1	0	3	2	7.4	
NC STATE	01-22-12	22	3	7	.429	1	5	.200	2	2	1.000	0	1	1	2.4	1	0	5	3	0	3	9	7.5	
at Georgia Tech	01-24-12	* 31	2	3	.667	2	3	.667	0	0	.000	0	0	0	2.3	3	0	5	1	0	0	6	7.4	
at Boston College	01-29-12	* 19	0	3	.000	0	2	.000	0	0	.000	0	2	2	2.3	2	0	0	2	0	1	0	7.0	
MARYLAND	02-01-12	* 41	3	11	.273	0	2	.000	6	6	1.000	2	5	7	2.5	1	0	2	2	1	3	12	7.3	
Totals		7	465	41	107	.383	21	56	.375	35	37	.946	8	40	48	2.5	30	0	48	41	2	37	138	7.3



TREY MCKINNEY JONES #4

R-Junior | Guard | 6-5 | 216

Milwaukee, Wis. | South Milwaukee | UMKC

McKinney Jones UM Career Highs

Points	UM Career: 12, (2x) last at Ole Miss 11/25/11
Rebounds	UM Career: 9, at Ole Miss 11/25/11
Assists	UM Career: 4 (3x), last vs. Clemson 2/18/12
Steals	UM Career: 3 (2x) last at Virginia 1/7/12
Blocked Shots	UM Career: 1 (2x), last at Georgia Tech 1/24/12
Field Goals	UM Career: 5, at Ole Miss 11/25/11
Field Goal Attempts	UM Career: 11, Clemson 1/18/12
Free Throws	UM Career: 3 (2x), last vs. Maryland 2/01/12
Free Throw Attempts	UM Career: 4 (2x), last vs. Maryland 2/01/12
3-Point Field Goals	UM Career: 2 (9x) last vs. Maryland 2/01/12
3-Point Field Goal Attempts	UM Career: 6 (2x) last vs. Memphis 12/06/11
Foul Disqualifications	UM Career: 1, at Ole Miss 11/25/11
Minutes	UM Career: 38, vs. Maryland 2/01/12

As a Junior (2011-12): Pulled down eight rebounds against UMass to lead (or tie) the team in boards in three-straight games ... Scored 10 points, grabbed seven rebounds and dished out four assists at Purdue in front of 30+ friends and family who came to watch live in West Lafayette ... McKinney Jones hit 4-of-6 from the field in his debut for the Hurricanes against Tennessee Tech ... He was the third leading scorer with a total of 12 points, along with four rebounds and one steal.

2010-11: After transferring to Miami from UMKC, the combo guard sat out the 2010-11 season.

At UMKC (2008-10): Played basketball for two seasons at Missouri-Kansas City, appearing in 30 games and starting 25 as a sophomore in 2009-10 ... Averaged 10.9 points and 3.8 rebounds in 28.5 minutes per game, shooting a team-best 47.6 percent (110-231) from the field to rank eighth in the Summit League ... Dished out 60 assists -- second most on squad ... First half dunk was the "No. 1 Top Play of the Day" on ESPN SportCenter's Top-10 plays on Feb. 25 ... Named to the Summit League Winter/Spring Academic All-League Team.

High School: First Team All-Southeast Conference and high honorable mention all-suburban team honoree... Averaged 15.0 points, 6.0 assists and 5.7 rebounds per game as a senior... Helped Rockets to first North Division Championship in 22 years... Highest scoring point guard in the league, converting 49 percent from the field... Four games with more than 20 points, five rebounds and five assists... Two-year starter at point guard... Scored 545 points and shot 84.8 percent from the line over prep career... 2007 adidas Double Pump Camp All-Star... Played for Southeast Wisconsin All-Stars... Wendy's High School Heisman Trophy winner for Wisconsin... Won back-to-back Wisconsin state triple jump titles in 2007 and '08... State runner-up in the long jump in 2008, after finishing sixth at state meet as a junior... Offered track scholarships by Marquette and Minnesota... Achieved high honors in the classroom for having better than a 3.5 grade point average... Named to honor roll from his sophomore through senior years.

Personal: Born August 27, 1990 ... Son of Dwight Jones, and Luann McKinney & Ed Schmitt ... Brother to Laine, Mariel and Dwight ... An economics major with a minor in marketing... From an athletic family - his uncle, Mark Jones, played in the NBA for the Orlando Magic and professionally overseas and his aunt, Esther Jones, was a national champion in track and field at LSU in 1990 in the 100- and 200-meters and an Olympic gold medalist in 1992 as a member of the 4x100-meter relay.

STATISTICS AT UMKC

Season	GP	GS	Min.	Avg.	Total		3-Point			Free Throws			Rebounds				Scoring								
					FGA	Pct.	FG	FGA	Pct.	FT	FTA	Pct.	Off.	Def.	Tot.	Avg.	PF	FO	Ast.	TO	Blk	Stl	Pts.	Avg.	
2008-09	31	13	581	18.7	40	98	.408	7	33	.212	24	42	.571	15	79	94	3.0	69	2	39	26	1	14	111	3.6
2009-10	30	25	855	28.5	110	231	.476	18	52	.346	89	120	.742	22	92	114	3.8	94	3	60	69	3	19	327	10.9
TOTAL	61	38	1436	23.5	150	329	.456	25	85	.294	113	162	.698	37	171	208	3.4	163	5	99	95	4	33	438	7.2

STATISTICS AT MIAMI

Season	GP	GS	Min.	Avg.	Total		3-Point			Free Throws			Rebounds				Scoring								
					FGA	Pct.	FG	FGA	Pct.	FT	FTA	Pct.	Off.	Def.	Tot.	Avg.	PF	FO	Ast.	TO	Blk	Stl	Pts.	Avg.	
2011-12	20	12	515	25.8	52	117	.444	24	67	.358	17	20	.850	13	70	83	4.2	48	1	35	28	2	15	145	7.3

MCKINNEY JONES 2011-12

Opponent	Date	GS	Min	TOTAL			3-PTS			FREE THROWS			REBOUNDS				PF	FO	A	TO	Blk	Stl	Pts	Avg	
				FG	FGA	Pct	3FG	FGA	Pct	FT	FTA	Pct	Off	Def	Tot	Avg									
TENNESSEE TECH	11-11-11		24	4	6	.667	2	3	.667	2	2	1.000	0	4	4	4.0	2	0	0	2	0	1	12	12.0	
RUTGERS	11-15-11		16	0	0	.000	0	0	.000	0	0	.000	0	2	2	3.0	0	0	0	0	0	0	0	6.0	
UNF	11-19-11		15	3	6	.500	1	3	.333	0	0	.000	1	2	3	3.0	1	0	2	1	0	0	7	6.3	
FLORIDA GULF COAST	11-22-11		22	3	9	.333	0	3	.000	3	4	.750	2	3	5	3.5	2	0	2	1	0	0	9	7.0	
at Ole Miss	11-25-11		31	5	10	.500	2	5	.400	0	0	.000	2	7	9	4.6	5	1	3	2	0	0	12	8.0	
at Purdue	11-29-11	*	32	3	10	.300	2	6	.333	2	2	1.000	2	5	7	5.0	2	0	4	1	0	0	10	8.3	
UMASS	12-03-11	*	32	4	9	.444	2	5	.400	0	0	.000	0	8	8	5.4	4	0	3	1	0	3	10	8.6	
MEMPHIS	12-06-11	*	36	4	8	.500	2	6	.333	0	0	.000	0	5	5	5.4	4	0	1	3	0	1	10	8.8	
at West Virginia	12-10-11	*	20	1	5	.200	0	3	.000	0	0	.000	0	1	1	4.9	4	0	0	2	0	1	2	8.0	
vs FAU	12-17-11	*	26	4	5	.800	2	3	.667	0	0	.000	0	3	3	4.7	2	0	4	2	1	0	10	8.2	
at Charlotte	12-22-11	*	33	2	4	.500	2	4	.500	1	2	.500	2	4	6	4.8	4	0	2	1	0	1	7	8.1	
APPALACHIAN STATE	12-30-11	*	27	4	6	.667	1	3	.333	2	2	1.000	0	3	3	4.7	2	0	3	0	0	0	11	8.3	
UNCG	01-02-12	*	28	4	7	.571	1	4	.250	2	2	1.000	1	1	2	4.5	3	0	2	1	0	1	11	8.5	
at Virginia	01-07-12	*	28	0	2	.000	0	1	.000	0	0	.000	0	3	3	4.4	2	0	0	2	0	3	0	7.9	
at North Carolina	01-10-12	*	19	0	2	.000	0	1	.000	0	0	.000	0	2	2	4.2	2	0	2	1	0	1	0	7.4	
CLEMSON	01-18-12	*	31	4	11	.364	2	5	.400	2	2	1.000	0	6	6	4.3	3	0	3	4	0	2	12	7.7	
NC STATE	01-22-12	*	21	0	2	.000	0	1	.000	0	0	.000	1	4	5	4.4	3	0	0	3	0	0	0	7.2	
at Georgia Tech	01-24-12		10	0	1	.000	0	1	.000	0	0	.000	1	0	1	4.2	1	0	1	0	1	1	0	6.8	
at Boston College	01-29-12		26	3	7	.429	3	5	.600	0	0	.000	0	3	3	4.1	2	0	1	0	0	0	9	6.9	
MARYLAND	02-01-12		38	4	7	.571	2	5	.400	3	4	.750	1	4	5	4.2	0	0	2	1	0	0	13	7.3	
Totals			12	515	52	117	.444	24	67	.358	17	20	.850	13	70	83	4.2	48	1	35	28	2	15	145	7.3



RYAN QUIGTAR

Senior | Guard | 5-11 | 180

#11

Skyway, Wash. | Renton

As a Senior (2011-12): Saw first playing time of the year at Charlotte.

As a Junior (2010-11): Saw limited action in five games, knocking down his first career three-pointer in the final minutes versus Pepperdine (12/30).

As a Sophomore (2009-10): Came off the bench for his first action in an ACC Tournament game versus Wake Forest (3/11)... Hit his first field goal as a Hurricane versus Nova Southeastern (11/16).

As a Freshman (2008-09): Saw time on the court in three games for the Hurricanes... Got his first ACC action in the win over then-No. 6/7 Wake Forest (2/4).

High School: Three-time basketball letterwinner at Renton... Earned First Team All-Seamount League and Team MVP honors, as the point guard helped all five starters to double-figure scoring averages... Three-time Seamount League champions... As a senior, averaged 10.5 points, 4.1 rebounds, 4.0 assists and 2.1 steals per game.

Personal: Last name is pronounced KWIG-tar ... Born on Dec. 22, 1989 ... Son of Raymond and Christina Quigtar ... A business management major with a minor in sports administration... Has one younger brother, Jordan ... Off the court, interests include God, family, video games, bowling and shoes.

2008-09				2009-10				2010-11			
Opposition	P	R	A	Opposition	P	R	A	Opposition	P	R	A
Florida Southern	0	0	0	NC Central	0	0	0	N.C. Central	0	0	1
UNF	0	0	0	Nova Southeastern	2	0	0	McNeese St.	0	0	0
WAKE FOREST	0	0	0	SC State	3	2	0	Stetson	0	0	0
				at Pepperdine	0	0	2	Pepperdine	3	0	1
				Wake Forest	0	0	2	Maryland	0	0	0

Quigtar Season / Career Highs

Points	Season: -
	Career: 3 (2x), last vs. Pepperdine 12/30/10
Rebounds	Season: -
	Career: 2, vs. South Carolina St. 12/12/09
Assists	Season: -
	Career: 2, vs. South Carolina St. 12/12/09
Steals	Season: -
	Career: 1, vs. South Carolina St. 12/12/09
Blocked Shots	Season: -
	Career: -
Field Goals	Season: -
	Career: 1 (2x), last vs. Pepperdine 12/30/10
Field Goal Attempts	Season: -
	Career: 3, vs. Nova Southeastern 11/16/09
Free Throws	Season: -
	Career: 1, vs. South Carolina St. 12/12/09
Free Throw Attempts	Season: -
	Career: 2, vs. South Carolina St. 12/12/09
3-Point Field Goals	Season: -
	Career: 1, vs. Pepperdine 12/30/10
3-Point Field Goal Attempts	Season: -
	Career: 1 (2x), last vs. Pepperdine 12/30/10
Foul Disqualifications	Season: -
	Career: -
Minutes	Season: 2, vs. Appalachian State 12/30/11
	Career: 3 (3x), last vs. Pepperdine 12/30/10

CAREER STATISTICS

Season	GP	GS	Min.	Avg.	Total			3-Point			Free Throws			Rebounds				Scoring									
					FG	FGA	Pct.	FG	FGA	Pct.	FT	FTA	Pct.	Off.	Def.	Tot.	Avg.	Pf	Fo	Ast.	To	Blk	Stl	Pts.	Avg.		
2008-09	3	0	3	1.0	0	1	.000	0	0	.000	0	0	.000	0	0	0	0	0	0	0	0	0	0	0	0	0	0
2009-10	5	0	9	1.8	2	5	.400	0	1	.000	1	2	.500	2	0	2	0.4	3	0	2	1	0	1	5	1.0		
2010-11	5	0	8	1.6	1	1	1.000	1	1	1.000	0	0	.000	0	0	0	0.0	0	0	2	1	0	0	3	0.6		
2011-12	4	0	2	0.5	0	0	.000	0	0	.000	0	0	.000	0	0	0	0.0	0	0	0	0	0	0	0	0	0	
TOTAL	17	0	22	1.3	3	7	.429	1	2	.500	1	2	.500	2	0	2	0.1	4	0	4	2	0	1	8	0.5		

QUIGTAR 2011-12

Opponent	Date	GS	Min	TOTAL			3-PTS			FREE THROWS			REBOUNDS				PF	FO	A	TO	Blk	Stl	Pts	Avg	
				FG	FGA	Pct	3FG	FGA	Pct	FT	FTA	Pct	Off	Def	Tot	Avg									
at Charlotte	12-22-11	0+	0	0	0	.000	0	0	.000	0	0	.000	0	0	0	0.0	0	0	0	0	0	0	0	0.0	
APPALACHIAN STATE	12-30-11	2	0	0	.000	0	0	.000	0	0	.000	0	0	0	0.0	0	0	0	0	0	0	0	0	0.0	
at Boston College	01-29-12	0+	0	0	.000	0	0	.000	0	0	.000	0	0	0	0.0	0	0	0	0	0	0	0	0	0.0	
MARYLAND	02-01-12	0+	0	0	.000	0	0	.000	0	0	.000	0	0	0	0.0	0	0	0	0	0	0	0	0	0.0	
Totals			0	2	0	0	.000	0	0	.000	0	0	.000	0	0	0	0.0	0	0	0	0	0	0	0	0.0



DURAND SCOTT

Junior | Guard | 6-5 | 202

The Bronx, N.Y. | Rice

#1

Scott Season / Career Highs

Points	Season: 24, vs. Maryland 2/01/12
	Career: 29, at North Carolina 3/2/10
Rebounds	Season: 8, vs. Maryland 02/01/12
	Career: 12, at UNCG 02/15/11
Assists	Season: 7, vs. Maryland 2/01/12
	Career: 10, at NC Central 11/14/09
Steals	Season: 3 (4x), last at BC, 1/29/12
	Career: 4, vs. Minnesota 12/02/09
Blocked Shots	Season: 2, vs. Rutgers 11/15/11
	Career: 2, at Pepperdine 1/3/10
Field Goals	Season: 11, vs. Maryland, 2/01/12
	Career: 11(2x), vs. Maryland 2/01/12
Field Goal Attempts	Season: 15, at Boston College, 1/29/12
	Career: 17, vs. Minnesota 12/2/09
Free Throws	Season: 16, vs. UMass 12/03/11
	Career: 16, vs. UMass 12/03/11
Free Throw Attempts	Season: 18, vs. UMass 12/03/11
	Career: 18, vs. UMass 12/03/11
3-Point Field Goals	Season: 2 (4x), last vs. Clemson 1/18/12
	Career: 4, vs. North Carolina 1/26/11
3-Point Field Goal Attempts	Season: 5 (2x), last vs. FAU 12/17/11
	Career: 5 (4x), last vs. FAU 12/17/11
Foul Disqualifications	Season: 1, vs. Maryland 2/01/12
	Career: 8x, last vs. Maryland 2/01/12
Minutes	Season: 45, vs. FAU 12/17/11
	Career: 45, vs. FAU 12/17/11

2010 ACC All-Rookie Team | 2010 ACC All-Tournament First Team 2010 Four-time ACC Rookie of the Week

As a Junior (2011-12): Scored all of his team-high 16 points against UMass at the free throw line ... Handed out five assists to go along with five rebounds and two steals against FGCU ... Scored 19 points against Rutgers, added to five rebounds, four assists and two blocks ... Led all Miami scorers with 15 points in the Hurricanes' season opener against Tennessee Tech ... Also had five assists and six rebounds.

As a Sophomore (2010-11): Played in all 36 games, with 35 starts - the second most in program history, averaging 13.6 points -- second-best on the squad, 4.2 rebounds, 3.1 assists and a team-high 1.2 steals in a team-high 32.8 minutes per game, while shooting 44.5 percent from the field, 83.7 percent from the line and 39.1 percent from long range ... Ranked among the ACC's leaders in scoring (12th), free throw percentage (3rd, 76th in the nation) and minutes played (6th) ... His 1,182 minutes on the hardwood rank second-most in program history - just 14 minutes shy of the school record ... Averaged a team-high 19.3 points, 3.3 assists and 3.3 rebounds over three NIT games, converting 50 percent from the field and 89 percent from the line ... Registered 100 assists for the second-straight season, becoming the first Cane to do so since John Salmons in 2001-02 ... Malcolm Grant went on to dish out 100 assists as well, with the duo becoming the first teammates to notch consecutive 100-assists seasons since Thomas Hooker and Kevin Presto achieved the feat in both 1987-88 and 1988-89 ... His 225 career assists rank 15th in program history ... Major improvement in his shooting percentage from the charity stripe (.670 to .837) and from beyond the arc (.276 to .391) between his first two seasons ... Scored 10-plus points 29 times as a sophomore, with six performances of at least 20 points -- including back-to-back 20-point games to open his second campaign as a Cane and a season-high 27 points in the win over Ole Miss (11/30) ... Played at least 30 minutes in 29 games, including 20 straight (11/27-2/13) ... Carries a seven-game double-figure scoring streak into next season ... Pulled down five-or-more rebounds 14 times, including a career-high 12 boards at UNC Greensboro (2/15) to go with 12 points and a season-high tying three steals to notch his first career double-double.

As a Freshman (2009-10): Played in all 33 games with 28 starts, averaging 10.3 points, 4.0 rebounds, 3.4 assists and a team-high 1.2 steals per game ... Earned ACC All-Rookie Team, ACC All-Tournament First Team and Sporting News ACC All-Rookie Team honors ... Four-time ACC Rookie of the Week -- the first Hurricane to earn the honor more than once ... Became the first Miami rookie since Guillermo Diaz (2003-04) to score 20 points in multiple games as a freshman ... His season-high 29 points at North Carolina marked the most points by a Miami freshman in over nine years ... Tied an ACC freshman record with 10 assists and zero turnovers in his UM debut ... Named "Outstanding Defender" at team's 2010 postseason banquet ... Just the second freshman and fifth player in UM history to amass 100 points, 100 boards and 100 assists in a single season ... With 113 assists, became first UM rookie in 15 years -- since Kevin Norris posted 102 assists (1994-95) -- and the fifth UM rookie to top the century mark in assists ... First Hurricane of any class to achieve this since Anthony Harris registered 133 assists as a sophomore (2004-05) ... Led all freshmen and ranked 10th in the ACC in assist-to-turnover ratio (1.55:1) ... Among the ACC's freshman leaders in almost every statistical category -- turning in the league's top-three assists performances by a rookie in 2009-10 ... ACC freshman leader in assists per game (3.4), and among the top six in scoring (10.3 ppg) and rebounding (4.0 rpg) ... Averaged 14.7 points on 48.6 percent shooting from the field, with 5.0 boards and 3.0 assists over three games in the ACC Tournament ... The only ACC freshman with two games of 10 points, five rebounds and five assists -- eighth best among all ACC players ... His 29 points at UNC were the second-highest point production by an ACC rookie this season, the most points by a Hurricane since Jack McClintons' 35 versus North Carolina (2/15/09) and the most points by a Miami freshman in over nine years (since Darius Rice scored 31 versus Virginia Tech on 1/10/01).

High School: Ranked fifth in the nation among shooting guards by Scout, eighth by Rivals and 11th by ESPN ... A five-star recruit, also ranked among the top 25 overall players by Scout ... Selected to play in the 2009 Jordan Brand Classic ... As a senior, led Rice High School to the State Federation Class 2-A Championship, earning tournament MVP honors after scoring 23 points in the title game -- including a three-pointer with 14.5 seconds left in regulation to send the game into overtime ... As a junior, averaged 12.7 points, 5.4 rebounds, 2.9 assists and 1.6 steals per game en route to a 19-5 record and playoff run ... Shot 89.7 percent from long range (26-29), 63.6 percent from the field and 75.6 percent from the charity stripe ... Over his high school career, won two state championships and four city championships ... Coached by Maurice Hicks ... Played AAU basketball for the New York Gauchos who finished the 2008 season as the No. 1 ranked AAU program in the New York metropolitan area ... Recruited by many of the nation's top basketball programs, including UConn, Pittsburgh, St. John's, Memphis, UCLA, Tennessee and West Virginia.

Personal: Born Feb. 22, 1990 ... Brother to Alve, Rushell, Shemet and Lacey ... Majoring in business management ... Off the court, enjoys playing video games ... Has two older brothers and two older sisters ... Nickname is "Durand Durand".

CAREER STATISTICS

Season	GP	GS	Min.	Avg.	Total			3-Point			Free Throws			Rebounds				Scoring							
					FG	FGA	Pct.	FG	FGA	Pct.	FT	FTA	Pct.	Off.	Def.	Tot.	Avg.	Pf	Fo	Ast.	To	Blk	Stl	Pts.	Avg.
2009-10	33	28	917	27.8	126	277	.455	16	58	.276	71	106	.670	29	102	131	4.0	69	2	113	73	6	41	339	10.3
2010-11	36	35	1182	32.8	162	364	.445	27	69	.391	139	166	.837	42	110	152	4.2	93	4	112	100	4	43	490	13.6
2011-12	20	20	697	34.8	90	203	.443	13	41	.317	71	88	.807	26	73	99	5.0	42	2	72	34	5	19	264	13.2
TOTAL	89	83	2796	31.4	378	844	.448	56	168	.333	281	360	.781	97	285	382	4.3	204	8	297	207	15	103	1093	12.3

SCOTT 2011-12

Opponent	Date	GS	Min	TOTAL			3-PTS			FREE THROWS			REBOUNDS				PF	FO	A	TO	Blk	Stl	Pts	Avg	
				FG	FGA	Pct	3FG	FGA	Pct	FT	FTA	Pct	Off	Def	Tot	Avg									
TENNESSEE TECH	11-11-11	*	36	3	12	.250	2	5	.400	7	8	.875	1	5	6	6.0	0	0	5	1	0	1	15	15.0	
RUTGERS	11-15-11	*	33	7	12	.583	2	3	.667	3	4	.750	2	3	5	5.5	0	0	4	0	2	0	19	17.0	
UNF	11-19-11	*	33	1	10	.100	0	1	.000	9	10	.900	0	3	3	4.7	4	0	1	0	1	0	11	15.0	
FLORIDA GULF COAST	11-22-11	*	35	2	8	.250	0	3	.000	1	2	.500	1	4	5	4.8	1	0	4	1	1	2	5	12.5	
at Ole Miss	11-25-11	*	43	3	9	.333	1	3	.333	6	9	.667	0	6	6	5.0	3	0	4	6	0	1	13	12.6	
at Purdue	11-29-11	*	32	3	7	.429	0	2	.000	6	10	.600	1	1	2	4.5	3	0	2	1	0	0	12	12.5	
UMASS	12-03-11	*	36	0	6	.000	0	0	.000	16	18	.889	2	4	6	4.7	3	0	6	1	0	1	16	13.0	
MEMPHIS	12-06-11	*	32	4	12	.333	1	2	.500	1	3	.333	1	5	6	4.9	1	0	5	2	0	0	10	12.6	
at West Virginia	12-10-11	*	30	3	10	.300	0	0	.000	0	0	.000	3	3	6	5.0	3	0	2	1	0	0	6	11.9	
vs FAU	12-17-11	*	45	7	11	.636	2	5	.400	2	2	1.000	0	1	1	4.6	3	0	2	4	0	0	18	12.5	
at Charlotte	12-22-11	*	35	7	12	.583	0	3	.000	0	0	.000	2	2	4	4.5	1	0	4	1	0	0	14	12.6	
APPALACHIAN STATE	12-30-11	*	25	7	9	.778	1	2	.500	2	2	1.000	0	2	2	4.3	1	0	4	1	0	0	17	13.0	
UNCG	01-02-12	*	36	5	10	.500	0	0	.000	7	8	.875	3	4	7	4.5	0	0	3	5	0	3	17	13.3	
at Virginia	01-07-12	*	34	4	12	.333	0	2	.000	4	4	1.000	1	2	3	4.4	1	0	3	0	0	1	12	13.2	
at North Carolina	01/10/12	*	38	4	12	.333	0	2	.000	4	4	1.000	1	4	5	4.5	3	0	3	2	0	0	12	13.1	
CLEMSON	01-18-12	*	32	4	5	.800	2	2	1.000	0	0	.000	1	5	6	4.6	2	0	4	2	0	2	10	12.9	
NC STATE	01-22-12	*	36	4	11	.364	0	2	.000	0	0	.000	2	4	6	4.6	5	1	3	4	0	3	8	12.6	
at Georgia Tech	01-24-12	*	34	3	6	.500	0	0	.000	0	0	.000	0	6	6	4.7	2	0	2	0	0	2	6	12.3	
at Boston College	01-29-12	*	32	8	15	.533	1	1	1.000	2	2	1.000	3	3	6	4.8	1	0	4	0	0	3	19	12.6	
MARYLAND	02-01-12	*	40	11	14	.786	1	3	.333	1	2	.500	2	6	8	5.0	5	1	7	2	1	0	24	13.2	
Totals			20	697	90	203	.443	13	41	.317	71	88	.807	26	73	99	5.0	42	2	72	34	5	19	264	13.2



ERIK SWOOPE

Sophomore | Forward | 6-6 | 230

Lake Elsinore, Calif. | Harvard-Westlake

#21

Swoope Season / Career Highs

Points

Season: 11, vs. Tennessee Tech 11/11/11
 Career: 13, vs. Pepperdine 12/30/10

Rebounds

Season: 8, vs. Rutgers 11/15/11
 Career: 6, vs. NC Central 11/19/10

Assists

Season: 2, at West Virginia 12/10/11
 Career: 2, at West Virginia 12/10/11

Steals

Season: 3 (2x), last vs. Rutgers 11/15/11
 Career: 3 (3x), last vs. Rutgers 11/15/11

Blocked Shots

Season: 2 (2x), last vs. UNF 11/19/11
 Career: 2 (2x), last vs. UNF 11/19/11

Field Goals

Season: 5, vs. Tennessee Tech 11/11/11
 Career: 4, vs. Pepperdine 12/30/10

Field Goal Attempts

Season: 8, vs. Tennessee Tech 11/11/11
 Career: 8, at Duke 1/2/11

Free Throws

Season: 2 (3x), last vs. App State 12/30/11
 Career: 5, vs. Pepperdine 12/30/10

Free Throw Attempts

Season: 4 (2x), last vs. UNF 11/19/11
 Career: 7, vs. Pepperdine 12/30/10

3-Point Field Goals

Season: --
 Career: --

3-Point Field Goal Attempts

Season: 1, vs. Tennessee Tech 11/11/11
 Career: 1, vs. Tennessee Tech 11/11/11

Foul Disqualifications

Season: 2, last vs. Memphis 12/06/11
 Career: 2 - 1 in 2010-11, 1 in 2011-12

Minutes

Season: 36, at Ole Miss 11/25/11
 Career: 36, at Ole Miss 11/25/11

Opposition	2009-10		
	P	R	A
Jacksonville	0	0	0
at Memphis	1	0	0
N.C. Central	4	6	1
at Rutgers	0	0	0
McNeese St.	0	0	0
at FGCU	0	1	0
UCF	0	0	0
Oral Roberts	0	0	0
Rice	4	1	1
Akron	3	3	0
Pepperdine	13	4	1
at Duke	6	2	0
at Clemson	0	2	1
BC	4	1	0
Florida St.	5	2	1
at NC State	0	0	0
UNC	0	0	0
at Virginia Tech	0	0	0
Georgia Tech	0	1	0
Virginia	0	1	0
at Wake Forest	0	1	0
Duke	0	0	0
at UNCG	0	1	0
at Florida St.	0	1	0
at Georgia Tech	0	2	0
Virginia	0	0	0
FAU	0	0	0
Missouri St.	0	0	0
at Alabama	0	0	0

As a Sophomore (2011-12): Grabbed a team-high eight rebounds to go along with six points, three steals, two blocks and assist against Rutgers ... Nearly passed his career high of 13 points with 11, and matched his career high in steals with three in the season opener ... He finished game with six rebounds and shot 62.5 percent (5-8) from the field.

As a Freshman (2010-11): Played in 29 games, making nine starts as a true freshman... Named to the 2011 ACC All-Academic Basketball Team... Averaged 1.4 points and 1.0 rebound in 6.5 minutes per game... After averaging just 3.8 minutes per game over the first 11 games this season, started eight-straight outings (12/22-1/23) - including five ACC games - for the Hurricanes with 14.6 minutes per game over that span, including a season-high 23 minutes versus Pepperdine (12/30).

High School: Named Mission League Most Valuable Player... The L.A. Daily News referred to him as the "most dominant boys' basketball player" in the San Fernando Valley... Rated as the No. 41 power forward by ESPN... As a senior, averaged 21.8 points, 8.9 rebounds, 1.6 assists and 1.5 blocks per game, converting 74 percent from the field and 71 percent from the foul line... Registered 16 games of 20-or-more points, including eight games with 30-plus points... Scored in double-figures in all but two games as a senior... Averaged 26.2 points per outing over his last six games... Picked up 12 double-doubles as a senior, including a 30-point, 21-rebound effort against South Hills... Turned in a season-best 40 points on 14-of-17 shooting from the field - adding a 12-of-13 touch at the charity stripe - in a win over Notre Dame Prep... Collected three-straight games of 30 points against Palos Verdes, South Hills and Calabasas... Picked up 2.8 steals per game... As a sophomore, helped his team to the runner-up title of the Mission League... Selected as an ESPN Rise California State Stat Star of the Week (Feb. 11, 2010)... Coached by Greg Hilliard... Played AAU basketball for Pump N' Run Elite... Attended the same high school that produced NBA players Jason Collins (Atlanta Hawks) and Jarron Collins (Phoenix Suns).

Personal: Last name is pronounced Swope ... Born May 8, 1992 ... Son of Denise and Gerald Swoope ... Brother to Devin Swoope ... Majoring in business marketing ... Attacks the basket with reckless abandon, and has the ability to finish plays in traffic ... Actor Ashton Kutcher was his freshman football coach at Harvard-Westlake ... Has been practicing yoga for three years.

CAREER STATISTICS

Season	GP	GS	Min.	Avg.	Total			3-Point			Free Throws			Rebounds				Scoring							
					FG	FGA	Pct.	FG	FGA	Pct.	FT	FTA	Pct.	Off.	Def.	Tot.	Avg.	Pf	Fo	Ast.	To	Blk	Stl	Pts.	Avg.
2010-11	29	9	189	6.5	11	25	.440	0	0	.000	18	30	.600	12	17	29	1.0	26	1	5	7	2	13	40	1.4
2011-12	17	8	256	15.1	22	43	.512	0	2	.000	8	16	.500	19	18	37	2.2	41	2	7	6	10	9	52	3.1
TOTAL	46	17	445	9.7	33	68	.485	0	2	.000	26	46	.565	31	35	66	1.4	67	3	12	13	12	22	92	2.0

SWOOPE 2011-12

Opponent	Date	GS	Min	TOTAL			3-PTS			FREE THROWS			REBOUNDS				PF	FO	A	TO	Blk	Stl	Pts	Avg	
				FG	FGA	Pct	3FG	FGA	Pct	FT	FTA	Pct	Off	Def	Tot	Avg									
TENNESSEE TECH	11-11-11	*	30	5	8	.625	0	1	.000	1	2	.500	3	3	6	6.0	3	0	1	1	1	3	11	11.0	
RUTGERS	11-15-11	*	33	2	2	1.000	0	0	.000	2	4	.500	3	5	8	7.0	3	0	1	0	2	3	6	8.5	
UNF	11-19-11	*	33	3	3	1.000	0	0	.000	2	4	.500	2	1	3	5.7	4	0	1	1	2	1	8	8.3	
FLORIDA GULF COAST	11-22-11	*	22	2	5	.400	0	0	.000	0	0	.000	3	0	3	5.0	4	0	0	1	0	0	4	7.3	
at Ole Miss	11-25-11	*	36	3	4	.750	0	0	.000	0	0	.000	2	1	3	4.6	4	0	0	2	1	0	6	7.0	
at Purdue	11-29-11	*	19	2	2	1.000	0	0	.000	0	0	.000	0	1	1	4.0	5	1	1	1	1	1	4	6.5	
UMASS	12-03-11		17	3	6	.500	0	0	.000	0	2	.000	1	1	2	3.7	3	0	1	0	1	0	6	6.4	
MEMPHIS	12-06-11		15	1	4	.250	0	0	.000	0	0	.000	3	1	4	3.8	5	1	0	0	0	0	2	5.9	
at West Virginia	12-10-11	*	14	0	2	.000	0	0	.000	0	0	.000	1	2	3	3.7	2	0	2	0	0	0	0	5.2	
vs FAU	12-17-11	*	10	1	2	.500	0	0	.000	0	0	.000	0	1	1	3.4	1	0	0	0	1	1	2	4.9	
at Charlotte	12-22-11		4	0	0	.000	0	0	.000	0	0	.000	0	1	1	3.2	1	0	0	0	0	0	0	4.5	
APPALACHIAN STATE	12-30-11		5	0	1	.000	0	0	.000	2	2	1.000	0	0	0	2.9	0	0	0	0	1	0	2	4.3	
UNCG	01-02-12		3	0	0	.000	0	0	.000	0	0	.000	0	0	0	2.7	1	0	0	0	0	0	0	3.9	
at Virginia	01-07-12		DNP																						
at North Carolina	01-10-12		2	0	1	.000	0	0	.000	0	0	.000	0	0	0	2.5	1	0	0	0	0	0	0	3.6	
CLEMSON	01-18-12		DNP																						
NC STATE	01-22-12		6	0	1	.000	0	0	.000	1	2	.500	0	0	0	2.3	2	0	0	0	0	0	1	3.5	
at Georgia Tech	01-24-12		DNP																						
at Boston College	01-29-12		1	0	0	.000	0	0	.000	0	0	.000	0	0	0	2.2	0	0	0	0	0	0	0	3.3	
MARYLAND	02-01-12		6	0	2	.000	0	1	.000	0	0	.000	1	1	2	2.2	2	0	0	0	0	0	0	3.1	
Totals			8	256	22	43	.512	0	2	.000	8	16	.500	19	18	37	2.2	41	2	7	6	10	9	52	3.1

Fast Breaks: Garrius Adams

They are stories of perseverance. Stories about growing up, becoming men and being a part of a family. One-by-one, we hear from them. These are the Miami Hurricanes...

I was raised in Raleigh, NC. I was born and raised there. I was the only child and I had a lot of family to support me. When I was growing up I played basketball and soccer. Soccer was actually my first love. I played soccer until I was 13 or 14. It got way too hot in North Carolina, it's like a dry heat, so I just stuck with an indoor sport.

I started playing basketball when I was five or six. Probably because that's when those Fisher Price goals started coming out and I was dunking and all of your friends were talking about how high you could dunk on your Fisher Price goal.

I secretly wish I was five inches taller. I wish I was 7 feet. I feel like everything in basketball would be so much better if I was 7 feet.

I'm a Miami Hurricane because of my teammates, because of how they treated me so well on my visit. Also because I have a grandmother here and she always wanted me to visit more and it was awkward because I did not know I would be going here. Since I was an only child and really close to my family I thought I would stay in the state of North Carolina. But after taking a visit, I met my grandmother and just seeing her again here, I knew I would have another time here outside of school. She comes to games and tries to be the loudest one in the stands.

When I played basketball as a kid, I pretended to be Kobe Bryant, that was my favorite player. He still is, hands down. There was nobody else I imitated. I always watched Michael Jordan but Kobe was more of my time and he was doing all of the dunks and he was athletic and I stuck with him.

Playing basketball has given me something to do to keep me occupied and it is what I've been doing since I was a little kid. It's one of the best things I know how to do. It's kept me out of a lot of trouble.

My family is mostly from the East Coast. I probably have a family member in every state on the East Coast which is good because I always have support. My family is really strong and really close so my family is really big to me.

Competition is hard work and fun. Being born and raised in North Carolina, the ACC is everything. Competition is the most fun I've had, just being in this conference every night in and out.

The U is very family orientated and a really nice community. It's pretty much a small community and city and I really like it. I've been here for three years now. I haven't had any problems.

When I was introduced to Coach L I was very nervous and excited. I was excited to see what he had to say. When we first met him it was right when he had his conference and his excitement to me was just incredible. It was something you just had to be there to see it and you could tell he took his job very seriously from the first day. Ever since then we've had a good time.

The hardest part about being away from home probably family, especially when I have five little nephews and to not see them grow up

and they're growing up with all women. I don't really like that too much. I always wanted to be that male figure since I never had one. I had my father but I never had a brother. You miss a lot of events and stuff like that.

One thing everybody should know about Miami Basketball is it's a different team this year. Coach L is really doing a good job of setting down a great foundation of fundamentals. He's doing a really great job of just building character around the whole program and I think by the end of this year you'll definitely see the change and when you watch us play it's a big change.

I'm closest on the team with Durand and Reggie. Durand and I are in the same year. We're the only two left of our class. Because we're in the same year we're usually in the same housing. For example last year Durand and I were neighbors and we were the only two who were always together and had a lot of time together. Reggie and I are both from North Carolina. I knew him before I came here so we go home, we plan trips together to go home. I go stay with him and he stays with me so we're always together.

I'll never forget my visit to the University of Miami when I was in high school. I took a lot of visits before I committed here. The thing I won't forget is the family atmosphere. I felt coming down here, especially with my team, is kind of like I just fit in which is exactly what I was looking for. In basketball you're always getting better but sometimes with people it doesn't always work or it's just different from you. With this group here, we all fit together and I just felt at home.

Fast Breaks: Raphael Akpejori

They are stories of perseverance. Stories about growing up, becoming men and being a part of a family. One-by-one, we hear from them. These are the Miami Hurricanes...

Playing basketball has given me the chance to travel to a lot of countries and meet a lot of people. Just have fun in general and get an education. Be in Miami, make a lot of friends.

I was recruited when I was in high school in Kansas by a bunch of different schools. Miami was a good place, I liked the coaches and the school. I liked that it was a small school. It's generally a nice place and they play in the ACC so that's really what drew me closer. I get to play against a pro every night and a good team or a good Hall of Fame coach or Hall of Fame coach in the making.

When I was introduced to Coach L he was a different breed I would say. He's just like my dad, a very straightforward person, a guy who looks you in the eye and tells you how it is. He's not going to be rude to you, but he's going to tell you. He is more fun than his age tells. He's 61 and he sounds like he's really old but he's like a 30 year old.

When I played basketball as a kid I pretended to be Shaq because I was the biggest person on the court and at that time and Shaq was winning all the rings with the Lakers. So I pretended to be Shaq for a while, then I pretended to be Tim Duncan. After that, I pretended to be LeBron James.

Lagos is full of too many people and traffic. That's the first thing that comes to my mind. You wake up in the morning and say you want to go from here to a distance of like South Beach, it would take you like two hours to get there because of the traffic. First thing that comes to mind is the traffic and the second thing is there are a lot of crazy people out there and a lot of fun people. I was back for a while to visit before I came back here for high school. My family still lives in Nigeria, all of them.

I just wanted something new. I had a scholarship to go to high school and I was good at basketball so I figured I would go [to the United States] and experience another world. It wasn't really tough, it was more fun and more of an adventure until I dislocated my ankle. That was really tough. That was in 2008 when I first got here. I couldn't play basketball for a whole year. I was basically useless to a lot of people, but some people were still kind to me until I got back to playing.

I'll never forget what my father told me when I was going to school in Nigeria and he was dropping me off. He told me "never cheat anyone and never allow myself to be cheated by anyone," so that's something I will never forget.

I secretly wish I played football. I see Calvin Johnson and Jimmy Graham and sometimes I think I could do that. On Sundays, everyone is wearing your jersey and you see old people going crazy. I think I can put on a tight end's jersey or a wide receiver's jersey.

My personal goals are to graduate with a mechanical engineering degree, to play in the NBA for a long time, to raise a family, and maybe be a lawyer some day.

When I was growing up I had a lot of fun with my sister. She was like my first best friend. We were together for a long time. Now she's grown and she's about to get married and it's just weird.

In mechanical engineering you just think about everything that works. Every single thing from the design of your spoons that you eat with, your house, your cars, your bridges and everything. Just anything that works. There's a process that makes it work. There's someone who designs it. There's a calculation.

To be an engineer you have to be perfect. Every little thing is in detail. The end of the bottle cap of a bottle is in detail. So in basketball, every little screen set, every angle of the screen, every turn, the way you stand to get a rebound, everything is in detail. There's a place you have to be for that to work. The spin behind the ball, the arc, when you shoot the ball, the form. So that's how mechanical engineering transitions to the court on every play. Everything is in detail.

My dad got married twice. We have six kids in my family and growing up was very fun because there was never a dull moment and there was always something going on. There's always a fight, and after a fight there's always laughter so it was fun. We went to church like three times a day so we grew up being Christians and tried to live life the best way we could and be nice to other people, hoping that people would be nice to us.

At the U I've learned so much from my professors, especially Dr. Rahm. He's a pain in the rear but he's a good guy. He really knows what he's saying. He's someone who is really good at what he does. I also learned a lot from Coach Haith when he was here. He was a nice person and he always took interest in what you did, how your life was. Also from Coach Larranaga. He has a winner's mentality. He knows how to do things the right way from the smallest things to the hardest things. He tells you to try to have class and attitude and be a good person overall.

My favorite thing about being a part of the U family is that everyone knows everyone. I know all the football players, they all know who we are. I know all the swimmers, names and last names. All the rowers, all the athletes. It's like a little family. The U is like a little cult where you go outside and you represent and someone throws the U up and you go hyper.

I am a competitive person. I hate losing. I learned to suck it up when you lose. Sometimes you play really well and you still lose, but being a competitive person gives you an edge to keep going and you know that you can win more than you lose. Everything I do, I do it hard and I try to do it well to the best of my abilities. Competition at the U is good. We have teammates who don't like to lose either so it makes it more fierce while you're competing against each other.

Fast Breaks: Rion Brown

They are stories of perseverance. Stories about growing up, becoming men and being a part of a family. One-by-one, we hear from them. These are the Miami Hurricanes...

The U means great tradition and pride, lots of pride.

My family means the world to me. Everything I do is for them.

Playing basketball has given me great opportunities and a chance to see places I never thought I'd ever see like Arkansas and Vegas, I had never been to Vegas. I went my senior year in high school to an AE tournament. So just basketball has allowed me to see amazing places that I never thought I would ever see in my life. It also allowed me to come to college to get a free education, travel the world. It's just a great experience.

I like to swim. That's the first thing that came to my head. My dad taught me how to swim when I was two years old. So I have always loved water. I love going to the pool and swimming, diving, actually, if I wasn't playing basketball that's probably what I'd be doing. I didn't swim in high school, we didn't have a team in high school, but in middle school I did. My best race was just a regular freestyle.

When I was introduced to Coach L we all met him in the conference room. He came in with a big smile, shook everybody's hand. The look in his eyes was just funny, I could just tell that he was like, 'Okay, this is going to be good.'

I started playing basketball when I was in sixth grade, it was rec basketball, my first time playing organized basketball. The most I remember was, I actually shot one in the wrong goal my very first game. I'll never forget that.

The hardest part of being away from home is not being able to see my son. I have a four-month-old son. So that's probably the hardest part about not being home. I'm always thinking about what he's doing, he might be doing something new today. So that's probably the hardest part.

I've learned from Coach L, that patience is a virtue on the court. Slowing everything down, that's the best thing that I've learned. I was always in a hurry, everything I did. Basically, if I have the ball in a pass or a shot situation, I see it, I look at everybody around me and think 'Okay, is this the right thing to do right now,' instead of just rushing into it. It's like "is this the best shot or is this the best pass, is there somebody else open?" So just slowing everything down in my head and just knowing that I don't have to do everything right away. I can take my time and make the right play.

I was raised in Savannah, Ga., for about four or five years then I moved to Hinesville, Ga., and played high school basketball there, and then here at Miami. We had the southern hospitality down there so everything was real respectful with 'Yes ma'am, No ma'am'. You never talked back. Everything that they said that's what happened.

When I was growing up I would actually say that I had a great childhood. My parents were always there. I was their only child, and my parents were always there. My dad was basically like a brother to me, also. We did everything together; football, basketball, everything. We had a real great family and they were always there for me. They did everything for me. They are still there, every step of the way.

When I played basketball as a kid, I pretended to be Tracy McGrady. That was always my favorite player. I just liked his style, just everything about him. He always looked so sleepy, like he wasn't going to do anything and then he has the ball and he's going at you, so it kind of throws you off. And a lot of people say I played like him when I was younger because my face never changed. I had no emotion, so that's probably who I looked up to the most.

I'll never forget when I got chased by a dog and I had to jump on top of a car and my knee went through the windshield. My whole body ended up in-

side the car. My knee just broke and shattered the windshield. I had to get nine staples in my right knee. That's probably why the reason I have tendinitis in both my knees too. I'm sure that didn't help.

I am a Hurricane because I wanted to play in the ACC. I grew up watching my dad play at Georgia Tech and all the ACC teams. I just felt like this would be a great place to live. They had a great coaching staff before and they have a great coaching staff now, so it felt like this is where I belong.

Some of my personal goals include just being successful in life whether that be playing basketball or doing other things. I want to own my own restaurant, so just doing that and just being successful and able to take care of my family. I want to have an Italian restaurant. I just always had it in my mind because the way my name is spelled everybody would call me 'Rion' (Ree-on). And I just thought it sounded Italian. So I could have a restaurant called Rion. I just always had that in my head. But it might not work out like that. My favorite Italian meal is just regular pasta. I like chicken Alfredo and pasta with the meat marinara sauce, basically spaghetti. Those are my two favorites.

At the U, I've learned so much from Reggie Johnson. He was one of those people that when I first got here he was always in my head. I got tired of him, he got on my nerves, but when I really think about it, he was always trying to help me and guide me through the little things. Even off the court stuff that I was going through, like problems with school or personal stuff from home I was letting get to me. He would always talk to me, and tell me 'Hey, you've got to leave that outside for right now, you've got other work to do. If you do this, everything else will take care of itself.' I learned a lot from him.

My favorite thing about the U family is that we are very close knit. We do everything together. We go out to eat, everybody goes. We go hang out and play video games, everybody is there. It is just a great family atmosphere. Everyone is laughing and joking, I love these dudes, it's just funny.

In high school I tried to score 40 on this one kid I didn't like. He was just one of those kids that ever since we were little, playing rec ball together, we just always grew up going at each other. So in high school we met one time, and I really wanted to score 40 on him, and I actually scored 42, it was my career high in high school.

I didn't think I would be playing college basketball at around ninth or 10th grade. It got a little frustrating for me. Things weren't working out. In my mind I wasn't the player that I needed to be to get to college. But, of course my dad stayed on me, we worked hard, I worked hard from the 10th to 11th grade - it basically felt like I was in college already. Waking up at six in the morning, I woke up shooting in the gym at the YMCA before I would even go to school, and after school I had to meet my dad over there. He stayed on me, so that's what I have to say about that.

We have great competition in the ACC. The games we play every day. Everything is in the margin of two to three points, so the plays you make at the end determine whether you lose by two or three or win by two or three. And with Pitt and Syracuse coming into it, it's about to be even better.

I secretly wish that I was about 7'2". I just always had it in my head that I was going to be seven feet tall since I was little. My dad is 6'6 and I'm 6'6, too, so it's just my imagination, but I thought was going to be seven feet.

Georgia is home. That's where my family is. That's my love. That's what I do it for, Georgia.

Fast Breaks: Bishop Daniels

They are stories of perseverance. Stories about growing up, becoming men and being a part of a family. One-by-one, we hear from them. These are the Miami Hurricanes...

Playing basketball has given me the opportunity to do many things that my family has never done before. I'm the first in my family to actually go to college and do something better with my life, rather than being on the streets or something like that.

When I was introduced to Coach L, I was at my house. I didn't know too much about him. He came down to try and convince me to stay with my commitment to Miami. I didn't know too much about his background, but he explained a lot, about what he's been through, who he knows, all of that. It made me realize that he's a good man all-around and coaching-wise.

When I played basketball as a kid, I never really pretended to be anybody else. As I was growing up, mostly I was into Michael Jordan. Everybody will say he's the best, if you watched his games and saw what he was doing, so I tried to be like him but I want to be one of the greatest.

The hardest part of being away from home is the food. Being so far away, the food is just not the same down here. I'm not used to eating fast food or any of that. I'm used to home-cooked meals, which I don't have here.

The U is about legacy. The swagger about it, the toughness, the simple fact that it intimidates people when they step on the field or the court, that's what the U is about.

At the U, I've learned so much from everybody. I've learned the same amount from every individual I've encountered. I don't think I've been here long enough to say one person more than another.

Some of my personal goals are to graduate from college and make it past just college basketball. Maybe become a professional, either overseas or in the NBA.

Dunking is in my genes. When he was younger, my dad could do basically the same things I can do and probably even more. Athleticism is in my genes. The reason why it stands out is because it's entertainment. More people like to see a dunk than a jump-shot or lay-up. The more you dunk, the more entertaining it is, and that's just how the hype comes.

I don't think people realize how fast I am until they actually see me on the court or see me play themselves. When Coach L came to me he told me he was looking for a running team, and that's the type of system he liked. To get as many basket attempts as possible, I think it should help a lot, getting up and down the floor as fast as we can.

My pull-up jumper and decision-making are two of the stronger assets of my game. If you've never seen me play and only seen highlights, you wouldn't know that.

Everybody on the team is equally close. We all hang out, go out together, whether it's to the movies or going out to eat, we're all equal. There are no cliques or anything, we're just one big group.

Word of God was a great experience. I was there for three years, and was there for John Wall's senior year. It was me and Dez Wells (Xavier) carrying on the legacy. There were ups and downs. We were tired from traveling and all that, but at the same time, we got to experience a lot of things kids don't experience. The things we got to do, and the people we played with, are remarkable. There's nothing better than to do something at your best, and that's what we did.

We went hard every day at Word of God, even with each other, just fouling hard and playing physical. We did whatever it took for us to get better. Going out there and doing it on the court, it was a great experience for all of us.

I have everything I want. I'm satisfied with what God gave me. He gave me what He gave me for a reason, so I can't say I wish I had something else. If anything, I wish that, even though I work hard, that I work even harder. There are no physical attributes I wish I could have or anything like that, it happened for a reason.

Family is first. Whatever I do, I always have in my mind that I'm doing it for my family. I haven't always had the best of anything, so I do it for my family back home, my friends, my circle. I don't have a big circle, but I do it for them. I'm just trying to make it like everyone else.

I was raised to never quit. That's one thing my mom and dad instilled in me growing up. Through tough times, when certain situations didn't go my way, they told me to never quit. No matter what it was either. It could be to the point where I'm in the worst situation possible, but they never wanted me to quit. I always take situations like that, put the blame on myself, and see what I can do to make it better.

Fast Breaks: Julian Gamble

They are stories of perseverance. Stories about growing up, becoming men and being a part of a family. One-by-one, we hear from them. These are the Miami Hurricanes...

I was raised in many different places. I moved around a lot as a child and met a lot of different people so that makes me very social, very easy to get along with and very outgoing. It helps me very easily adapt to different situations.

I started playing basketball when I was young. I grew up in North Carolina. It's a basketball state. I grew up around the ACC. I grew up watching North Carolina play. The Tar Heels were my favorite team, obviously not anymore since we play them, but where I grew up definitely influenced me to play basketball. I started young, probably around five.

My favorite holiday is Christmas, not necessarily because of getting gifts and giving gifts but because of the theme of the holiday and being with family and being able to give people gifts. Not necessarily things they can see, like material things, but things they'll remember for a long time and things that will change people's lives.

Nobody knows that I can cook. I've never even cooked for anybody but I can cook for myself. I have to eat, I eat a lot. I learned how to cook at a young age because my mom would travel a lot. I'm really good at making French toast. I lived one week straight off of just French toast.

To be a Miami Hurricane means a lot. I take a lot of pride in it. When I go home that's how people identify me as I'm the guy who went to Miami. Especially where I'm from, not a lot of people made it out. It's definitely a pride thing and I represent it everywhere I go with that in the back of my mind I know that I have to carry myself in the correct manner at all times.

Right now I'm listening to J. Cole. He's from North Carolina so it's like a sense of pride thing and when I listen to music I like lyricists and people who talk about different things in a song. Not something you can just listen to once and get it or just a catchy beat. I like a lot of music with content in it so it's definitely on repeat right now.

If I wasn't playing basketball I would be coaching somewhere or broadcasting or doing something with video. I'm very articulate and it's easy for me to talk to people. I don't get nervous in front of large crowds. I like teaching and I love basketball so all of that helps me to do some stuff now, especially since I started doing it at such a young age.

When I was younger I wanted to be a professional basketball player. I never thought I would make it to this level or have the opportunity to be able to play pro after college. Just to be here is a dream come true but I know I still have a long way to go.

My family is probably the most important thing in my life. My family is my motivation. I do everything for my family. I talk to my mom all the time. I have my mother, my sister and my grandmother's names all tattooed on my arm, I see it every day. Family is definitely a very important part of my life.

Legacy it is what you make it. I think some people put more of a premium on it than others, but I really feel like when it comes to legacy,

most of your legacy is made off the court than on the court within your career here. Of course you can make great moments on the court and people will remember that, but I think people remember more so who you were than how you played.

My favorite UM athlete is Jacory just because of the type of person he is. I know him and he's very humble, he's very intelligent and with the type of scrutiny he's under every game, one mistake people turn on him and he's still the same person, he doesn't change. I definitely look up to him in a sense of adversity and I hope our team can do the same.

The U is a special place. I committed to come here before I even saw the campus. I just had a good feeling about the coaching staff and the people here. Once I met the team, it's a real family atmosphere and everyone is so close-knit you can walk around and all of the athletes know each other and speak to each other when we see each other and it's just a very unique place. It's definitely one of a kind.

At The U, I've learned so much from Adrian Thomas. He just left and it's crazy because I'm in a similar situation. He was here for six years because he had two season-ending injuries and now that I have a season-ending injury. I kind of get to go down that same path and I just hope I can be half the person he was because he definitely dealt with adversity and still kept his head high and came out on top.

Before every game I try not to think about the game as much as I try to stay focused on the team and my teammates and go out and do anything possible to help them win. Not go out and score 20 points but if I need to get a block to win the game or a couple rebounds, I'm fine scoring no points and getting two rebounds and a block to win the game. I don't really care about stats.

My favorite movie is I'd have to say Friday After Next. I watch so many movies I don't have one favorite but that's just the one I'm watching the most on Netflix all the time.

Fast Breaks: Malcolm Grant

They are stories of perseverance. Stories about growing up, becoming men and being a part of a family. One-by-one, we hear from them. These are the Miami Hurricanes...

I started playing basketball at the age of four. When I was young and my parents wanted me to stop crying they would put on Michael Jordan "Come Fly with Me" and I would sit on the end of the couch and watch the whole tape.

My family is my whole life. I love them. They've been with me through thick and thin and I don't know where I would be without them.

The U is a family-oriented place. I'm so glad I came here and I'm always going to be a part of the U.

Playing basketball has given me so many experiences. It has shown me that I have truly been blessed and I'm just thankful every day that I'm able to play the game. I've been able to travel around the world. I've been to France because of basketball. I've played in the world's most famous arena in Madison Square Garden, so the game means everything to me. Basketball has given me so much joy. When I'm having problems off the court, those problems go away when I step on the court because it's something I love doing. It's my life. Hopefully, one day when I have kids, I can pass it on to them.

I like to play video games, watch movies, and sing in the house, stuff like that. I play NBA2k the latest one, Uncharted, things like that. When I get my vocals warmed up, I think I can compete at a high level.

When I was introduced to Coach L I started smiling. I was happy to see him. I remember playing against him when I was at Villanova. So I wanted to see if he would remember me and surely he did. He said "I hope you're going to hit as many threes for us as you did against us."

The hardest part of being away from home is missing my family every day, especially my niece and my nephews. I love them so much and I don't get a chance to see them a lot, so when I go home I try to make sure I'm around them and show them how much I miss them.

I can't lie I'm addicted to my phone. Everybody always gets on me. I'm always texting. Always on the phone. I'm just talking to family members and friends or sometimes I'm just on Google looking up stuff. My best Google search is looking at Beyonce's photos.

I've learned how to be a respectful young man, how to carry myself with class and treat others with respect. My family, my mother and my father taught me those things.

I was raised in Brooklyn, N.Y. I love Brooklyn. It's everything that I am because I was born there. It's just fun to be there and I miss all my friends and just the environment.

In my house growing up on Saturdays, early in the morning, like eight o'clock I was bouncing the ball, throwing the ball on the walls. My brothers and my mother would be yelling saying "Sit down, stop dribbling!" But my father would be like "Hey, this is your dream, keep doing it." So that was my house every day, especially on the weekends.

When I was growing up I thought I was a Power Ranger, especially the green one, Tommy. When the show came on and Tommy wasn't on there I was mad because that's who I wanted to see. I used to mimic him in class and at home sometimes.

When I played basketball as a kid, I pretended to be Michael Jordan. I was at the house with my Fisher Price rim dunking with my tongue out, trying all kinds of dunks, breaking plants in the house. I was doing all types of stuff. Then I also thought I was Kenny Anderson. I thought I was my brother Lavar Grant. Every other day I was somebody different. I had everything that Mike had, including the shoes.

I'll never forget the first time I met Michael Jordan. It was after his game, we all took a picture and I was just staring at him because I couldn't believe the man I looked up to for so long was right in front of me. I took a picture with him then I spoke with him and asked him how he used to make those unbelievable shots. He told me he used to practice them all the time, and that's one thing I remembered.

I'm a Hurricane because I wouldn't have it any other way in the world. I bleed the green, the white and the orange so that's where I want to be for life. Some of my personal goals especially this year, I want to be Player of the Year, I want to be first team All-ACC. Hopefully, God-willing, I'll be able to make it to the NBA and take care of my family and my neighborhood. I want to be able to come back and give tournaments and show my face and show that just because I made it, I haven't changed. I'm still the same person everyone knew when I was growing up and I appreciate what they all have done for me. The whole neighborhood knew me because they knew my father. Everyone knew my father. Every time I walk around they said "that's pops"; they called my father pops. Just growing up, whatever park I went to, everyone knew me and made sure I stayed in line and didn't get in trouble. If I make it, I'll let those people know I remember that.

At the U I've learned so much from my teammates and my peers. Just interacting with them and they're always with me when I'm going through things. Lance Hurdle really took me under his wing. He's a former player on the basketball team. That's my brother and my right hand man. When I got here he definitely took me under his wing and to this day we're still close.

My favorite thing about the U family is how loving it is. When we're playing, you see other sports in the arena cheering us on and vice versa. When those guys are playing football or women's basketball, we're in the stands cheering for them. So I like that and appreciate that.

One thing people need to know about UM hoops is that we're going to be really good this year and we're going to get to the tournament. From this year on, we're going to be an elite basketball team.

I didn't think I would make it this far in basketball. You know I was just playing the game and you never know what happens in life. It just shows that if you work hard and believe in God and just let him take care of it, then anything is possible.

Competition is everything to me. If you ask Durand or Reggie, when I'm in the room playing a game and I'm losing, I've broken plenty of things, punch walls. I can't lose. I can't control it so sometimes I get beside myself and I have to control myself a little bit.

I like to compete against North Carolina and Duke. Everybody looks at them as the standard of success and they're the best team. So anytime I get a chance to compete against them I always want to come out on top.

I'm looking forward to playing against every player. Whoever steps in front of me, I want to make sure they remember that name.

I secretly wish I could fly. I don't know why but sometimes I find myself in the room and I just wish I could get up and fly to this place or that place. I guess it's because I watched Superman when I was younger.

New York is a place where dreams come true. (big smile) The Big Apple. If you can make it there, you can make it anywhere.

Fast Breaks: Justin Heller

They are stories of perseverance. Stories about growing up, becoming men and being a part of a family. One-by-one, we hear from them. These are the Miami Hurricanes...

I was raised in Boca Raton by my mom and dad. I was always brought up to set goals that I wanted to achieve and to try my hardest in everything I do.

Oldest nickname I've ever had is J. Bird from Taurean Green, who was someone I looked up to as a kid and he went on to win two championships at the University of Florida.

Right now I'm listening to J. Cole's first album The Sideline Story because in his music he talks a lot about overcoming obstacles and things that I can relate to.

After college I want to get a law degree to use in the business world.

One thing everyone should know about Miami Basketball is that inside the locker room there are some of the craziest guys you've ever met but outside you wouldn't know it.

At The U, I've learned so much from Malcolm who, as a junior last year when I was a freshman, really taught me a lot about life and always made sure I was okay.

Before every game I'm usually with Durand and we go to the mall or something.

Coach Larranaga is a really old school guy. He knows a lot about basketball and his main thing is he likes to do things the right way and he's a great guy for the program.

Fast Breaks: Reggie Johnson

They are stories of perseverance. Stories about growing up, becoming men and being a part of a family. One-by-one, we hear from them. These are the Miami Hurricanes...

I was raised in Winston-Salem, N.C.

I started playing basketball my sophomore year of high school.

My favorite holiday is Christmas because I think it's time to be with your family and give. I love giving.

Nobody knows that I can sing. Nobody besides my roommates. I sing in the shower.

To be a Miami Hurricane means is a great honor because of the legacy here so I am very proud to be a Hurricane.

The oddest nickname I've ever had is Big Johnson. That's what my teammates made up.

If I wasn't playing basketball I would be I would be in the World-wide Federation of Wrestling. I would be wrestling right now. I'm like The Rock a little bit mixed with a little bit of Rock Legend.

When I was younger I wanted to be a firefighter. I had a thing for being a firefighter and saving lives.

My family is crazy! They're my biggest fans. They always support me no matter what. They're always going to help me out in my tough times, Winning a game is everything. That's why I play the game of basketball. It means a lot to me.

I secretly wish that Jay-Z didn't have Beyonce and I could marry her.

Legacy something that is important to you as far as what do you want to be known as when you leave. When I leave Miami I want to be known as a guy who worked hard, played hard and brought excitement to the fans.

My favorite current UM athlete is Mike James on the football team. I love the way he plays. He plays with a passion. Mike James is a good dude overall so I'm pulling for him.

Blocking is what I do! I block shots. I swat them. When you go in that lane, expect to go into the stands because I'm blocking that shot!

Becoming a man is something I had to do coming to college. I could have gone to Wake Forest which is a closer school to where I'm from, but I felt like I needed to go away and veer off a little bit. In high school my mother still washed my clothes and cooked for me so I had to learn how to do things in school and now I feel like I'm more prepared for life.

The U is one of the best colleges in America, if not the best. There's a lot of history in the program and it's a well-known institution.

I'm afraid of two things: snakes and spiders. You can put snakes and spiders around me and I'll tell you any type of secret.

After college I want to play in the NBA. Career-wise, I want to do something with kids. I want a Big Brother type of program with kids and get them going in the right direction and get them on the right path to do good things in life.

One thing everybody should know about Miami Basketball is this year the team will be on the rise. Everyone is returning and I really can't wait to get out there and start competing.

At The U I've learned so much from my former coach, Coach Haith, who obviously is not here now. He taught me a lot about on and off the court things. That's the guy I really learned a lot from coming down here and first being away from home.

The most influential person in my life is my mother and grandmother. They're the two I always turn to when I need advice for most things. They always work hard for everything, they were never given anything. My mother supported me and my little sister by herself and sometimes she didn't eat and that right there showed me what type of hunger you need just to survive in life.

In March I want to be dancing. I want to be out of class, dancing. I want to be in the tournament, just making the Hurricane family see excitement for the basketball tournament in March.

I never thought that I could be gone from my mother this long. I've been gone for four years and I'm always calling every day, but I'm adjusting.

Before every game I pray, always to the man above. I go through the same ritual doing the same thing over and over. I get the team going. My favorite quote is "he who works the hardest reaps the greatest rewards." That's from my high school coach. He always used to say that.

Fast Breaks: DeQuan Jones

They are stories of perseverance. Stories about growing up, becoming men and being a part of a family. One-by-one, we hear from them. These are the Miami Hurricanes...

I was raised on the east side of Atlanta, Stone Mountain to be particular. I grew up very involved in sports.

I started playing basketball when I was a kid, like six or seven years old. I always liked the sport but I didn't get serious about basketball until I was 15.

My favorite holiday is Halloween, because you get free candy.

Nobody knows that I can cook. I'm very skilled in the culinary arts. I can make a number of things, like baked chicken, spaghetti, just the usual. Then I can go into steak, depending on how you want it cooked. I just recently learned how to sauté and marinate steak. For Memorial Day, I marinated steak for like three days and baked it, then put it on the grill to give it that smokey taste.

To be a Miami Hurricane means it's always you against the world.

The oddest nickname I've ever had is G-Money. My uncle gave me that nickname.

Right now I'm listening to old Southern blues. I'm a big fan of Sam Cook, Otis Redding, Johnny Taylor. Old school stuff.

If I wasn't playing basketball I would be an entrepreneur. I would be in the beginning stages of starting my own business.

When I was younger I wanted to be either a Power Ranger or an NBA player, so it was pretty cut and dry for me.

My favorite UM athlete is Sean Spence. The kid is phenomenal. He's a beast.

The U is very family-oriented. It's a close-knit community. Everyone is in-tune and close with each other.

I'm afraid of the little lizards you see running around when you're walking to class.

After college I want to start my own business. I'm not really sure in what field or what my expertise would be, but I want to start my own business.

One thing everyone should know about Miami basketball is we work extremely hard and we're extremely dedicated to bringing positive results to the school.

In March I want to still be playing.

I never thought college would be this hard. When I was a kid, I always watched A Different World. I always thought college would be like two or three hours of class and the rest was casual or leisure time.

My favorite quote is "the harder you work during peace, the less you bleed during war." My high school coach used to always tell us that, but he was known for always taking other people's words, so I don't really know where it originated from.

Before every game I like to relax and unwind. Usually I'll go to a movie or do something relaxing to get my mind and my focus off of the game.

My favorite midnight snack is eating cereal. I feel like cereal is the perfect balance of food and hydration (laughs).

Coach Larranaga is probably one of the most upbeat and energetic coaches I've ever played for. He knows exactly how to get the best out of all of his players.

My favorite movie is Antwone Fisher, because it moves you on so many different levels. It really taught me how that you never really know what type of person you are dealing with or other people's experiences until you know what type of obstacles they've overcome to get to where they are now.

The actor I would want to play me in a movie is Soulja Boy (laughs). Just kidding. I would say Denzel Washington probably because he's the greatest actor of my lifetime.

Fast Breaks: Kenny Kadji

They are stories of perseverance. Stories about growing up, becoming men and being a part of a family. One-by-one, we hear from them. These are the Miami Hurricanes...

My family is my number one fan. They always come to the games. They always talk to me when I'm down or if I need advice or something like that. So yeah, number one fans. They live pretty much everywhere: Cameroon, France, Tampa and now West Palm Beach. My mom is here staying in West Palm, and my dad comes back and forth.

Playing basketball has given me an opportunity to travel everywhere. I've been to France, Russia, L.A, and all over America. I feel like I've been on vacation my whole life just traveling everywhere.

I came to the United States from Cameroon after stopping in France first. We came here for a vacation and we actually met Alonzo Mourning on the street in Coconut Grove. I was about 13 years old when I met Alonzo. I was so scared. He was so tall and big. It was funny. He was like "This kid has got to play basketball". So my parents started thinking about it and when we went back home, they put me in a camp in France and I guess the coach liked me. So they were like "All right you have to stay". I went to school there for a year. I went to Russia for a tournament and I did pretty good. There were high school and college scouts and they said I should come to America and play.

The U is a family too. A family away from home. The students, everyone. Everywhere you go you hear about the U. Everybody wants to be a part of this and I'm happy that I am.

I like to play video games and people don't know but I like to read books. I like science fiction, action, Sherlock Holmes books. Intriguing stuff. I like NBA2K12 right now. Still trying to figure it out.

When I was introduced to Coach L I was surprised. He has a lot of energy. I didn't know what to expect when he came here. The guy knows what he is talking about, and he really wants everyone to get better every single day.

The hardest part of being away from home is home food. Especially coming from overseas, the culture is different. I miss my mom's food even though I get it once a week. It's just different. We eat like frog legs. They don't have it here, or I haven't found it yet. I like pasta, chicken carbonara, stuff like that.

I was raised in Africa for half my life, France for another half, and then here. I was raised to be the best kid, the most polite. I have three brothers, all here in Miami. One goes to school here. My littlest brother is going to school in Broward, playing basketball. He's pretty good too.

When I played basketball growing up I pretended to be Magic Johnson. Even though I'm pretty tall, I always liked to handle the ball and give nice passes. I like Magic.

I'll never forget the first time I met Alonzo Mourning. That's really what pushed me to play basketball. He came to me, shook my hand, and said "This kid has to play basketball. He's going to be pretty good". After that, I never stopped watching him. He's just a great player. I'll never forget that. What did he see in me? I think it was my hands. I had the big-

gest hands for a 13-year-old. So it was like "he has to play basketball. He's going to be tall." And he was right. I don't even know if he remembers it. We were just walking around. It was here at the Grove. I got a picture and an autograph. I still have those in a little book in West Palm.

As soon as I came to Florida, I knew I was coming to Miami. Just knowing that the Heat were here, a city with basketball players. I knew I was coming here.

I'm a Hurricane because the family, the atmosphere, just the city of Miami. The students here take a lot of pride in the school and the basketball team. Even though sometimes we have bad seasons and good seasons, they're always here. So that's something I like about the students, they really take pride in the U.

Some of my personal goals are to play professional and just help this team and play well this year for the team.

At the University I've learned so much from Coach L. Everything from being a basketball player to taking care of business off the court and how to approach stuff. Just growing up as a man.

Once thing everyone should know about UM hoops is we are going to be tough minded. We're going to play hard. It's going to be different on defense. We're going to run, it's going to be fun for people. They're going to see a lot of running, layups, dunks, it's going to be fun.

I never thought I would be here. Like I said, basketball took me a lot of places and I would have never thought I would be here

Competition is great. I love it. You have to be competitive in life. From video games to who finishes a meal first, I love competition with anybody.

If I could play against any team, it would be Kentucky because they have a great team and great hype. You always want to play the best. I would have said North Carolina but we're playing them.

I secretly wish that I could dance. I can't. I tried to many times. I got the video and I think I can dance, but I can't. Sometimes, I try to have Malcolm help me, but he moves too fast for me. I tried to Dougie, I tried moonwalking, it's too hard. I'm good with the two steps, but after that I don't really do anything.

Cameroon is a great country. It's my home country, I love it. When I was there, there were really no worries. You know everybody because the country and city is so small. I just love it. The whole city knew me. I was one of the tallest kids. We were always outside with our friends, too, so everyone knew. My parents are from Cameroon. My mom grew up in France. My dad was born in France but raised in Cameroon. I was born in France too, but we're all Cameroonian.

Fast Breaks: Shane Larkin

They are stories of perseverance. Stories about growing up, becoming men and being a part of a family. One-by-one, we hear from them. These are the Miami Hurricanes...

My family is supportive. They've always been behind me with everything that I have done. Even though my dad wasn't always there due to baseball, my mom was always there for me, taking me to all of my games. My dad would talk to me after every game to see how I did and provide information on how I can improve. I have two sisters. My little sister is a young diva. She likes to sing and she's trying to do well in that so I support her with everything she does. My older sister played lacrosse in high school. Now she's at a cosmetology school doing make-up. I have a little brother. He's not my blood brother but he lives with us because he wasn't in such a good situation at home. We became friends my junior year of high school and he just moved in, his senior year and my freshman year of college. We just became best friends. We talk about everything, he's just like my little brother.

I like to joke around and have fun. I like playing video games and listening to music. I like having fun, playing around and having fun with everyone. My favorite videogame is 2k12. Everyone on the team is playing it but I would say I'm the best. I haven't played anybody but they're scared to play me.

I was raised to be humble. My dad played Major League Baseball and always told me people were going to criticize me because of who he was and say "you're spoiled, you're a rich kid" and he told me not to listen to it. I was really good at playing football and one time I scored a touchdown and there was no one within 20 yards of me so I started show-boating and doing my best Deion Sanders impersonation. After the game he pulled me to the side and I thought he was going to be excited but he just yelled at me. He said "don't ever do that again. Be humble. Don't show-boat. Do your best and let that do the talking." In basketball, you'll see me get hyped with the team for a little bit but if I hit a three, you won't see me running down the court with my hand up. I try to stay humble. You can enjoy what you're doing without doing it in a boasting way.

I started playing basketball at five years old. I got a Fisher Price hoop as a kid and I was pretty athletic so I would dunk on it. I started playing basketball at the YMCA. I've never really been a big scorer, always a passer. I was a rebounder and passer, really athletic just like Shawn Marion.

The hardest part about being away from home is being away from my mom simply because my dad wasn't there because he was playing baseball. My mom was there for me. She's been down here to see me a couple of times. We're really close so it's a good thing I'm close to home.

I can't lie I watch Jersey Shore and X-Factor. Those are my two favorite shows. The girl from down here, Melanie Amoro, she can sing. On Jersey Shore, I could see myself hanging out with Pauly D and Vinny because they're crazy.

I've learned how to be more responsible and how to assess a situation before I need to jump into something. I'm living on my own, in my own apartment right now so I can't wake up and ask my mom to wash something for me before school. It's not like when I was at home and can ask her to do something for me. I'm down here on my own, living on my own so there are a lot of responsibilities on me. I have to go to practice, keep my house clean, get groceries when I need them, and not to mention school work.

When I was younger I pretended to be Allen Iverson as best as I could. He was my favorite player, number 3 all the way. I just tried to be A.I. with all of the tricks. I had everything A.I. I had the wrist bands, the headbands, even with the curly hair I tried to braid my hair.

I'll never forget at the Championship game in Lakeland we were down two with 6.7 seconds left and they had the ball. We called a timeout and the coach was looking around trying to figure out who he was going to put in the game. I was already in the game and he said "Shane you need to get a steal". I was young so there was a lot of pressure on me already being in a national champi-

onship game so I was nervous and said I would try. The team tried to throw it over the top and I caught it at half court. Coach calls timeout and we went back to the huddle. I'm not a shooter at all, I'm just a driver who gets to the basket and he says "Shane we need you shoot this three". Coach stressed it was win or go home right now. There were four seconds left, I did my little A.I. move, took a step back and shot a three from three steps behind the line. I hit it and the fans went crazy. My Uncle Joe ran on the court and picked me up. My mom and cousins came out too.

I'm a Miami Hurricane because I love the city of Miami and I think this team can do something special. Coach L is a great coach with a lot of experience but coming from a mid-major school he hasn't had a lot of talent like he can get at this level. I think with him coming here and with his coaching abilities, we'll do great things.

Playing basketball has made me take advantage of plenty of opportunities that have been presented to me. I've been able to travel to different states. It's made me into the person I am. Everyone wanted me to play baseball because of my dad but I never really found baseball exciting. The reason why basketball has been my sport is because it motivates me to succeed in this sport. My dad played baseball and made it in baseball so they say I should have done the same. With me playing basketball I have to work for everything I get and I'm not going to be given anything, so it is my motivation to do better as an athlete.

I've visited about 30 of the 50 states and Hawaii was my favorite. We went to a holiday tournament in Hawaii my senior year of high school. We lost to Oak Hill in the semi-finals but it was a great experience.

The U is very family oriented. All of the athletes know each other. No matter where you are on campus, everyone knows who you are. Everyone is very supportive of the teams and it's just a great environment and in the city of Miami so you can't go wrong.

When I was first introduced to Coach Larranaga this was while he was at George Mason and he told me he really liked my game. He had a lot of energy and passion for the game of basketball. He's very experienced and you could tell he knows his stuff. It's been great playing for him, because I've always wanted to. With the situation going on with my family, he was very supportive. He's been with the same staff for a while now so they're like a family so he told me if I came to Miami it would have been the same for me and they would welcome me and treat me like their son. It's been everything he has said it would be so far.

At The U I've learned so much from Coach L and the rest of the coaching staff. They all have kids and they're always there for me and I love being able to grow up around them. When I first got here I was very structured but once I got comfortable I showed my true colors. They showed me it's time to grow up and this is more than just a game. In practice the other day I got a steal up front and I thought the play was over, so I took the ball to the other end and tossed up a silly shot. Coach got on me about never stopping the play and finishing the shot. I've learned a lot.

One thing everyone should know about UM hoops is we're really athletic and we're going to be a very good defensive team this year. Everyone who plays us should know we're going to be high in defensive stats and we'll make you earn every bucket.

I secretly wish I could sing better. I sing in the car and around my teammates. I'm always dancing but Malcolm, Durand, Bishop, and Julian are the biggest dancers on the team.

Fast Breaks: Trey McKinney Jones

They are stories of perseverance. Stories about growing up, becoming men and being a part of a family. One-by-one, we hear from them. These are the Miami Hurricanes...

I was raised in Milwaukee, Wis.

I started playing basketball in the third grade.

My favorite holiday is Christmas because I get to see my family, all of my family.

Nobody knows that I can cut hair. I cut or line up a few guys on the team when they need it. I cut my own hair.

To be a Miami Hurricane means that you need to put it all on the table for The U.

Oddest nickname I've ever had is Virge, because of what my name was when I was born.

Right now I'm listening to the J. Cole album.

If I wasn't playing basketball I would be I would be playing football somewhere.

When I was younger I wanted to be a professional basketball player, just like my uncle.

I secretly wish I didn't have to take classes and could just be an athlete.

Legacy is the road to the top or the climax of your career.

My favorite current UM athlete is Julian Gamble because I'm probably the closest with him. He's my roommate and after my visit he was the main one who texted me and called me to make sure everything was all right.

Becoming a man is necessary in order to become a college basketball player.

The U is different than any other school.

I'm afraid of sharks. My family came to visit this summer and we rented a boat and we're out in the middle of the ocean and I jumped in. That was probably the scariest thing I've ever done.

After college I want to play professional basketball.

One thing everyone should know about Miami Basketball is that we're all brothers and we like to have fun.

At The U, I've learned so much from my teammates as a whole. I couldn't pick just one person because you learn different things from everyone.

In March I want to still be playing basketball in the tournament.

I never thought I would actually be going here. Growing up I always liked Miami because of the jerseys, I'm not going to lie, but I never thought I would actually be here right now when I was really young.

Before every game I need to pray.

My favorite song lyric is ... I honestly have a problem remembering song lyrics so I can't come up with one on the top of my head. I get that from my mom. She's the same way (laughs.)

My favorite midnight snack is Cheez-Itz

Coach Larranaga is a great coach who I believe is going to take us to that next level.

My favorite movie is The Dark Knight.

The actor I would want to play me in a movie is someone who semi-looks like me to play me. I would have to pick someone who's light-skinned so either Terrence Howard or Will Smith. Maybe Terrence Howard since he has light eyes.

Fast Breaks: Ryan Quigtar

They are stories of perseverance. Stories about growing up, becoming men and being a part of a family. One-by-one, we hear from them. These are the Miami Hurricanes...

I was raised in Seattle, Wash., particularly in Skyway, Wash. It's a smaller city right outside of the city.

I started playing basketball when I was five years old. I started out rec league and just playing in the backyard with my cousin Josh. We would always watch Michael Jordan in the playoffs and go right outside and try to imitate what he did in the games.

My favorite holiday is Christmas. It's right after my birthday and I just like the feeling of everybody giving presents and getting presents. It's good to see everyone smiling.

Nobody knows that I can barbeque. It's something that I've been working on. I'm learning from my dad, he's a great cook and I just love barbeque, too.

To be a Miami Hurricane means to walk around with pride knowing that The U has so much tradition; so many great players have come through this university, not only players but individuals in society as well.

The oddest nickname I've ever had is Ry Guy 3000. It was made up in seventh grade. I don't remember how it came to be but it stuck for the rest of the school year.

Right now I'm listening to Kendrick Lamar. He's a new up-and-coming artist out of LA and he's trying to bring West Coast music back and I'm from the West Coast so I'm excited about that.

If I wasn't playing basketball I would be still at the University of Miami. I was a walk-on but I would be trying to do more as far as with my degree since I had more time on my hands. Probably different internships.

When I was younger I wanted to be a congressman. My grandpa always used to ask me that and I always gave him the same answer. Now I'm nowhere near interested in being one.

My family is really close, from immediate family even to extended family my aunts and uncles on both sides have big families. I always talk to my aunts and uncles all the time and they really support me with everything I do.

My favorite current UM athlete is Jacory Harris because he's been under a lot of scrutiny but he still does what he's supposed to do on and off the field. He's very resilient and carries himself like a young man.

After college I want to hopefully get a good paying job but ultimately I want to open up a youth community center back home and help out all of the youth.

One thing everyone should know about Miami basketball is that we're here to stay. Coach L has created a strong foundation so far and I believe that it will carry on into the future and we'll be a great basketball program as well.

My favorite midnight snack is peanut butter and jelly, strawberry jelly to be exact. I don't just make a regular sandwich, I have to make it double decker because I always end up making two sandwiches in one at the same.

My favorite movie is Apocolyto. It's a great movie its about the Mayans back before pre-Columbus. It's just really captivating to me.

The actor I would want to play me in a movie is Al Pacino. I've grown to like Al Pacino and I've been watching a lot of his movies and I think he's one of the greatest actors ever so I think that would be great.

Fast Breaks: Durand Scott

They are stories of perseverance. Stories about growing up, becoming men and being a part of a family. One-by-one, we hear from them. These are the Miami Hurricanes...

I was raised in the borough of the Bronx with my mother and father and two brothers and two sisters until they got older and left me alone to be the baby.

I started playing basketball when I was nine years old. I was the worst basketball player ever and the only reason I got picked to be on the team was because I was pretty tall.

To be a Miami Hurricane means a lot because it stands for family unity and all of the right things that I've been preached since I was growing up so it was a perfect fit for me.

Nobody knows that I can dance. I dance a lot, all the time.

If I wasn't playing basketball I would be playing football because that was my first sport but then I hurt somebody so my mom believed the same thing could happen to me so I had to pick a new sport.

My favorite holiday is Christmas because you get presents from everybody other than family, family friends, whoever.

Right now I'm listening to a lot of Meek Mills

When I was younger I wanted to be like my father. He meant a lot to me and he paved the road for the man I am today.

My family is the most important thing to me in the world because they're always there for me and supporting me.

Winning a game is very important because I hate to lose. Even though I may not show it as much, I'm a great competitor and I've never lost a lot throughout my life.

My favorite current UM athlete is Sean Spence on the football team because he's always hyped on the football field and I know him personally.

Becoming a man was an easy step for me because of the help I got from my father.

The U is a great school which I don't regret attending and I enjoy my

stay here. I believe it was a perfect fit for me.

After college I want to finish my education and hopefully continue my basketball. Hopefully the NBA, if not, wherever it takes me.

One thing everybody should know about Miami Basketball is we're a great group of guys to be around and we try our hardest every day to do what we have to do.

At The U, I've learned so much from my old coach, Coach Fernandez. He took me under his wing and he's the one who recruited me. He showed me a lot and taught me the focus I need to have during the game, practice and off the court.

In March I want to be playing, which I know I will be playing because I'm going to make sure we'll still be playing.

I never thought I would have a new coach but it's a great experience but he's a great guy and a great coach. I think he's going to do great things for us this year.

Before every game I listen to music and go shoot and buy a new pair of sneakers.

My favorite movie is 'Crybaby' with Johnny Depp, which is a musical, and 'Friday After Next' starring Ice Cube.

My favorite quote is it's not my favorite, but one that just popped into my mind is 'Go Hard or Go Home' because once I step on the court I know I have to leave everything on the court because if not, I'll be disappointed.

My favorite midnight snack is cereal, Cinnamon Toast Crunch and Crunch Berries.

My teammate that would win Dancing With the Stars is me (laughs). I danced when I was younger and still do now to the hip stuff that these little kids call the Dougie and stuff like that. I'm pretty good at that.

Fast Breaks: Erik Swoope

They are stories of perseverance. Stories about growing up, becoming men and being a part of a family. One-by-one, we hear from them. These are the Miami Hurricanes...

I started playing basketball when I was about two years old. I first started playing soccer and kind of mixed the two, but I found my love in about middle school.

My favorite holiday is Christmas, especially because nowadays I don't get to see my family a lot. It's nice because I know everyone that's when everyone takes vacation.

Nobody knows that I can play the guitar. I just started about two months ago, so that's my new hidden talent.

When I was younger I wanted to be a professor. I also wanted to play professional soccer.

I secretly wish I could have a school year abroad.

Legacy represents your family name. I've always had that philosophy, which I think is old school. Everywhere you go you're representing you're family, which is why hopefully this year we have our names on the back of our jerseys.

The U is internationally known. It's something that, no matter where you are, people will respect you or ask about you or how you're affiliated. Either they have an interest, have heard of us or want to be a part of The U.

I'm afraid of spiders (laughs).

After college I want to play professionally. My two other dreams would be to do marketing for Nike or be a doctor.

My favorite quote is from my favorite movie Idlewild, "God don't make no mistakes." I know it's a double negative, but I still like it.

My favorite midnight snack is probably oatmeal raisin cookies.

Coach Larranaga is really influential in my life so far. His new philosophy towards how to approach the game in general is just a new twist compared to last year. His whole general outlook and philosophy that the whole coaching staff follows, I'm buying into it faster and just can't wait for the season to start.

The actor I would want to play me in a movie is Dave Chappelle. Since he just recently got buff I think he could do it (laughs).



2011-12 Miami Men's Basketball
Miami Combined Team Statistics (as of Feb 03, 2012)
All games

RECORD:	OVERALL	HOME	AWAY	NEUTRAL
ALL GAMES	13-7	9-2	3-5	1-0
CONFERENCE	4-3	2-1	2-2	0-0
NON-CONFERENCE	9-4	7-1	1-3	1-0

#	Player	gp-gs	min	avg	Total		3-Point		F-Throw		Rebounds				pf	dq	a	to	blk	stl	pts	avg	
					fg-fga	fg%	3fg-fga	3fg%	ft-fga	ft%	off	def	tot	avg									
03	Malcolm Grant	18-18	577	32.1	75-208	.361	44-130	.338	45-59	.763	2	43	45	2.5	25	0	32	30	0	16	239	13.3	
01	Durand Scott	20-20	697	34.8	90-203	.443	13-41	.317	71-88	.807	26	73	99	5.0	42	2	72	34	5	19	264	13.2	
35	Kenny Kadji	19-16	508	26.7	89-162	.549	13-30	.433	46-71	.648	36	72	108	5.7	42	2	13	32	35	11	237	12.5	
42	Reggie Johnson	11-10	293	26.6	42-85	.494	1-1	1.000	29-38	.763	19	53	72	6.5	39	1	17	19	14	8	114	10.4	
00	Shane Larkin	19-7	465	24.5	41-107	.383	21-56	.375	35-37	.946	8	40	48	2.5	30	0	48	41	2	37	138	7.3	
04	Trey McKinney Jones	20-12	515	25.8	52-117	.444	24-67	.358	17-20	.850	13	70	83	4.2	48	1	35	28	2	15	145	7.3	
05	DeQuan Jones	10-1	161	16.1	25-50	.500	2-5	.400	12-22	.545	13	23	36	3.6	16	0	2	10	3	5	64	6.4	
25	Garrus Adams	10-6	213	21.3	18-45	.400	12-31	.387	9-16	.563	8	25	33	3.3	16	1	11	12	1	8	57	5.7	
15	Rion Brown	18-0	313	17.4	29-76	.382	19-48	.396	22-28	.786	11	26	37	2.1	20	0	8	16	1	6	99	5.5	
21	Erik Swoope	17-8	256	15.1	22-43	.512	0-2	.000	8-16	.500	19	18	37	2.2	41	2	7	6	10	9	52	3.1	
10	Raphael Akpejori	14-2	123	8.8	12-22	.545	0-0	.000	10-17	.588	17	8	25	1.8	25	0	2	6	9	2	34	2.4	
12	Justin Heller	3-0	2	0.7	0-0	.000	0-0	.000	0-0	.000	0	2	2	0.7	0	0	0	1	0	0	0	0.0	
11	Ryan Quigtar	4-0	2	0.5	0-0	.000	0-0	.000	0-0	.000	0	0	0	0.0	0	0	0	0	0	0	0	0.0	
Team											30	29	59										
Total.....		20	4125		495-1118	.443	149-411	.363	304-412	.738	202	482	684	34.2	344	9	247	245	82	136	1443	72.2	
Opponents.....		20	4125		480-1143	.420	130-385	.338	259-381	.680	236	459	695	34.8	362	13	251	263	67	129	1349	67.4	

TEAM STATISTICS	UM	OPP	Date	Opponent	Score	Att.
SCORING	1443	1349	11-11-11	TENNESSEE TECH	w 69-58	3600
Points per game	72.2	67.4	11-15-11	RUTGERS	w 72-57	3180
Scoring margin	+4.7	-	11-19-11	UNF	w 75-62	3483
FIELD GOALS-ATT	495-1118	480-1143	11-22-11	FLORIDA GULF COAST	w 60-50	3316
Field goal pct	.443	.420	11-25-11	at Ole Miss	Lot 61-64	4721
3 POINT FG-ATT	149-411	130-385	11-29-11	at Purdue	L 65-76	13927
3-point FG pct	.363	.338	12-03-11	UMASS	w 83-75	3653
3-pt FG made per game	7.5	6.5	12-06-11	MEMPHIS	L 54-71	4500
FREE THROWS-ATT	304-412	259-381	12-10-11	at West Virginia	L 66-77	12257
Free throw pct	.738	.680	12-17-11	vs FAU	Wo2 93-90	11262
F-Throws made per game	15.2	13.0	12-22-11	at Charlotte	w 76-61	7281
REBOUNDS	684	695	12-30-11	APPALACHIAN STATE	w 84-54	3363
Rebounds per game	34.2	34.8	01-02-12	UNCG	w 99-89	2900
Rebounding margin	-0.5	-	* 01-07-12	at Virginia	L 51-52	11283
ASSISTS	247	251	* 01-10-12	at North Carolina	L 56-73	20096
Assists per game	12.4	12.6	* 01-18-12	CLEMSON	w 76-73	4420
TURNOVERS	245	263	* 01-22-12	NC STATE	L 73-78	4371
Turnovers per game	12.3	13.2	* 01-24-12	at Georgia Tech	w 64-49	5009
Turnover margin	+0.9	-	* 01-29-12	at Boston College	w 76-54	5874
Assist/turnover ratio	1.0	1.0	* 02-01-12	MARYLAND	Wo2 90-86	4611
STEALS	136	129				
Steals per game	6.8	6.5	* = Conference game			
BLOCKS	82	67				
Blocks per game	4.1	3.4				
ATTENDANCE	41397	91710				
Home games-Avg/Game	11-3763	8-10056				
Neutral site-Avg/Game	-	1-11262				

Score by Periods	1st	2nd	OT	OT2	Totals
Miami	656	738	24	25	1443
Opponents	612	692	27	18	1349



**2011-12 Miami Men's Basketball
Miami Combined Team Statistics (as of Feb 03, 2012)
Conference games**

RECORD:	OVERALL	HOME	AWAY	NEUTRAL
ALL GAMES	4-3	2-1	2-2	0-0
CONFERENCE	4-3	2-1	2-2	0-0
NON-CONFERENCE	0-0	0-0	0-0	0-0

#	Player	gp-gs	min	avg	Total		3-Point		F-Throw		Rebounds				pf	dq	a	to	blk	stl	pts	avg
					fg-fga	fg%	3fg-fga	3fg%	ft-fta	ft%	off	def	tot	avg								
35	Kenny Kadji	6-6	198	33.0	38-68	.559	5-16	.313	18-24	.750	15	24	39	6.5	17	1	7	13	12	4	99	16.5
01	Durand Scott	7-7	246	35.1	38-75	.507	4-12	.333	11-12	.917	10	30	40	5.7	19	2	26	10	1	11	91	13.0
03	Malcolm Grant	7-7	215	30.7	24-74	.324	15-51	.294	17-19	.895	1	15	16	2.3	6	0	13	12	0	6	80	11.4
42	Reggie Johnson	7-7	191	27.3	29-59	.492	1-1	1.000	12-15	.800	13	33	46	6.6	26	1	8	12	5	4	71	10.1
05	DeQuan Jones	7-1	114	16.3	17-34	.500	2-4	.500	7-12	.583	8	12	20	2.9	10	0	2	4	2	4	43	6.1
04	Trey McKinney Jones	7-4	173	24.7	11-32	.344	7-19	.368	5-6	.833	3	22	25	3.6	13	0	9	11	1	7	34	4.9
00	Shane Larkin	7-3	161	23.0	9-31	.290	4-17	.235	10-10	1.000	4	12	16	2.3	10	0	19	16	1	16	32	4.6
15	Rion Brown	7-0	124	17.7	10-29	.345	5-18	.278	4-6	.667	5	11	16	2.3	10	0	5	4	0	2	29	4.1
10	Raphael Akpejori	3-0	13	4.3	3-3	1.000	0-0	.000	0-1	.000	1	1	2	0.7	5	0	0	0	0	0	6	2.0
21	Erik Swoope	4-0	15	3.8	0-4	.000	0-1	.000	1-2	.500	1	1	2	0.5	5	0	0	0	0	0	1	0.3
11	Ryan Quigtar	2-0	0	0.0	0-0	.000	0-0	.000	0-0	.000	0	0	0	0.0	0	0	0	0	0	0	0	0.0
12	Justin Heller	1-0	0	0.0	0-0	.000	0-0	.000	0-0	.000	0	0	0	0.0	0	0	0	0	0	0	0	0.0
Team											8	7	15				5					
Total.....		7	1450		179-409	.438	43-139	.309	85-107	.794	69	168	237	33.9	121	4	89	87	22	54	486	69.4
Opponents.....		7	1450		167-399	.419	35-121	.289	96-138	.696	80	166	246	35.1	100	3	80	89	22	50	465	66.4

TEAM STATISTICS	UM	OPP	Date	Opponent	Score	Att.
SCORING	486	465	* 01-07-12	at Virginia	L 51-52	11283
Points per game	69.4	66.4	* 01-10-12	at North Carolina	L 56-73	20096
Scoring margin	+3.0	-	* 01-18-12	CLEMSON	w 76-73	4420
FIELD GOALS-ATT	179-409	167-399	* 01-22-12	NC STATE	L 73-78	4371
Field goal pct	.438	.419	* 01-24-12	at Georgia Tech	w 64-49	5009
3 POINT FG-ATT	43-139	35-121	* 01-29-12	at Boston College	w 76-54	5874
3-point FG pct	.309	.289	* 02-01-12	MARYLAND	wo2 90-86	4611
3-pt FG made per game	6.1	5.0	* = Conference game			
FREE THROWS-ATT	85-107	96-138				
Free throw pct	.794	.696				
F-Throws made per game	12.1	13.7				
REBOUNDS	237	246				
Rebounds per game	33.9	35.1				
Rebounding margin	-1.3	-				
ASSISTS	89	80				
Assists per game	12.7	11.4				
TURNOVERS	87	89				
Turnovers per game	12.4	12.7				
Turnover margin	+0.3	-				
Assist/turnover ratio	1.0	0.9				
STEALS	54	50				
Steals per game	7.7	7.1				
BLOCKS	22	22				
Blocks per game	3.1	3.1				
ATTENDANCE	13402	42262				
Home games-Avg/Game	3-4467	4-10566				
Neutral site-Avg/Game	-	0-0				

Score by Periods	1st	2nd	OT	OT2	Totals
Miami	214	251	7	14	486
Opponents	220	228	7	10	465



2011-12 Miami Men's Basketball
Miami Season/Career Statistics (as of Feb 03, 2012)
All games

SEASON STATISTICS

CAREER STATISTICS

SUMMARY	gp-qs	min/q	fg%	3fg%	ft%	r/q	a/q	stl	blk	pts/q	gp-qs	min/q	fg%	3fg%	ft%	r/q	a/q	stl	blk	pts/q
Malcolm Grant	18-18	32.1	.361	.338	.763	2.5	1.8	16	0	13.3	87-62	29.4	.396	.398	.807	2.0	3.0	67	3	12.5
Durand Scott	20-20	34.8	.443	.317	.807	5.0	3.6	19	5	13.2	89-83	31.4	.448	.333	.781	4.3	3.3	103	15	12.3
Kenny Kadji	19-16	26.7	.549	.433	.648	5.7	0.7	11	35	12.5	19-16	26.7	.549	.433	.648	5.7	0.7	11	35	12.5
Reggie Johnson	11-10	26.6	.494	1.000	.763	6.5	1.5	8	14	10.4	79-50	21.0	.557	1.000	.722	7.2	0.8	46	80	9.5
Shane Larkin	19-7	24.5	.383	.375	.946	2.5	2.5	37	2	7.3	19-7	24.5	.383	.375	.946	2.5	2.5	37	2	7.3
Trey McKinney Jones	20-12	25.8	.444	.358	.850	4.2	1.8	15	2	7.3	20-12	25.8	.444	.358	.850	4.2	1.8	15	2	7.3
DeQuan Jones	10-1	16.1	.500	.400	.545	3.6	0.2	5	3	6.4	98-34	14.0	.444	.179	.621	2.3	0.5	44	43	4.5
Garrius Adams	10-6	21.3	.400	.387	.563	3.3	1.1	8	1	5.7	78-37	22.7	.369	.312	.658	3.0	1.2	68	13	5.6
Rion Brown	18-0	17.4	.382	.396	.786	2.1	0.4	6	1	5.5	54-5	17.0	.369	.370	.738	2.0	0.6	16	4	4.7
Erik Swoope	17-8	15.1	.512	.000	.500	2.2	0.4	9	10	3.1	46-17	9.7	.485	.000	.565	1.4	0.3	22	12	2.0
Raphael Akpejori	14-2	8.8	.545	.000	.588	1.8	0.1	2	9	2.4	34-2	6.5	.531	.000	.633	1.6	0.1	4	21	1.9
Ryan Quigtar	4-0	0.5	.000	.000	.000	0.0	0.0	0	0	0.0	17-0	1.3	.429	.500	.500	0.1	0.2	1	0	0.5
Justin Heller	3-0	0.7	.000	.000	.000	0.7	0.0	0	0	0.0	3-0	0.7	.000	.000	.000	0.7	0.0	0	0	0.0

SCORING	fg-fga	fg%	3fg-fga	3fg%	ft-fta	ft%	pts	pts/q	fg-fga	fg%	3fg-fga	3fg%	ft-fta	ft%	pts	pts/q
Malcolm Grant	75-208	.361	44-130	.338	45-59	.763	239	13.3	332-838	.396	199-500	.398	226-280	.807	1089	12.5
Durand Scott	90-203	.443	13-41	.317	71-88	.807	264	13.2	378-844	.448	56-168	.333	281-360	.781	1093	12.3
Kenny Kadji	89-162	.549	13-30	.433	46-71	.648	237	12.5	89-162	.549	13-30	.433	46-71	.648	237	12.5
Reggie Johnson	42-85	.494	1-1	1.000	29-38	.763	114	10.4	267-479	.557	1-1	1.000	213-295	.722	748	9.5
Shane Larkin	41-107	.383	21-56	.375	35-37	.946	138	7.3	41-107	.383	21-56	.375	35-37	.946	138	7.3
Trey McKinney Jones	52-117	.444	24-67	.358	17-20	.850	145	7.3	52-117	.444	24-67	.358	17-20	.850	145	7.3
DeQuan Jones	25-50	.500	2-5	.400	12-22	.545	64	6.4	175-394	.444	10-56	.179	77-124	.621	437	4.5
Garrius Adams	18-45	.400	12-31	.387	9-16	.563	57	5.7	144-390	.369	73-234	.312	79-120	.658	440	5.6
Rion Brown	29-76	.382	19-48	.396	22-28	.786	99	5.5	80-217	.369	51-138	.370	45-61	.738	256	4.7
Erik Swoope	22-43	.512	0-2	.000	8-16	.500	52	3.1	33-68	.485	0-2	.000	26-46	.565	92	2.0
Raphael Akpejori	12-22	.545	0-0	.000	10-17	.588	34	2.4	17-32	.531	0-0	.000	31-49	.633	65	1.9
Ryan Quigtar	0-0	.000	0-0	.000	0-0	.000	0	0.0	3-7	.429	1-2	.500	1-2	.500	8	0.5
Justin Heller	0-0	.000	0-0	.000	0-0	.000	0	0.0	0-0	.000	0-0	.000	0-0	.000	0	0.0

TOTALS	o-reb	d-reb	t-reb	pf	fo	ast	to	a/to	o-reb	d-reb	t-reb	pf	fo	ast	to	a/to
Malcolm Grant	2	43	45	25	0	32	30	1.1	19	153	172	117	0	264	188	1.4
Durand Scott	26	73	99	42	2	72	34	2.1	97	285	382	204	8	297	207	1.4
Kenny Kadji	36	72	108	42	2	13	32	0.4	36	72	108	42	2	13	32	0.4
Reggie Johnson	19	53	72	39	1	17	19	0.9	204	363	567	225	6	63	112	0.6
Shane Larkin	8	40	48	30	0	48	41	1.2	8	40	48	30	0	48	41	1.2
Trey McKinney Jones	13	70	83	48	1	35	28	1.3	13	70	83	48	1	35	28	1.3
DeQuan Jones	13	23	36	16	0	2	10	0.2	77	144	221	112	0	46	112	0.4
Garrius Adams	8	25	33	16	1	11	12	0.9	64	167	231	104	1	96	97	1.0
Rion Brown	11	26	37	20	0	8	16	0.5	24	85	109	74	0	30	49	0.6
Erik Swoope	19	18	37	41	2	7	6	1.2	31	35	66	67	3	12	13	0.9
Raphael Akpejori	17	8	25	25	0	2	6	0.3	30	26	56	41	0	2	11	0.2
Ryan Quigtar	0	0	0	0	0	0	0	0.0	2	0	2	4	0	4	2	2.0
Justin Heller	0	2	2	0	0	0	1	0.0	0	2	2	0	0	0	1	0.0



2011-12 Miami Men's Basketball
Miami Team High/Low Analysis (as of Feb 03, 2012)
All games

Miami - TEAM GAME HIGHS

POINTS	99		UNCG (01-02-12)
	93		vs FAU (12-17-11)
	90		MARYLAND (02-01-12)
	84		APPALACHIAN STATE (12-30-11)
	83		UMASS (12-03-11)
FIELD GOALS MADE	31		MARYLAND (02-01-12)
	31		UNCG (01-02-12)
	31		vs FAU (12-17-11)
FIELD GOAL ATTEMPTS	73		MARYLAND (02-01-12)
	63		at Boston College (01-29-12)
FIELD GOAL PERCENTAGE	.620	(31-50)	vs FAU (12-17-11)
	.549	(28-51)	APPALACHIAN STATE (12-30-11)
3 PT FIELD GOALS MADE	14		vs FAU (12-17-11)
	10		RUTGERS (11-15-11)
3 PT FG ATTEMPTS	28		MARYLAND (02-01-12)
	27		FLORIDA GULF COAST (11-22-11)
3 PT FG PERCENTAGE	.700	(14-20)	vs FAU (12-17-11)
	.529	(9-17)	at Georgia Tech (01-24-12)
FREE THROWS MADE	30		UNCG (01-02-12)
	27		UMASS (12-03-11)
FREE THROW ATTEMPTS	38		UNCG (01-02-12)
	36		UMASS (12-03-11)
FREE THROW PERCENTAGE	1.000	(3-3)	at Georgia Tech (01-24-12)
	.929	(13-14)	CLEMSON (01-18-12)
REBOUNDS	43		MARYLAND (02-01-12)
	42		TENNESSEE TECH (11-11-11)
ASSISTS	20		vs FAU (12-17-11)
	19		CLEMSON (01-18-12)
STEALS	11		NC STATE (01-22-12)
	11		UNCG (01-02-12)
	11		at Ole Miss (11-25-11)
BLOCKED SHOTS	10		vs FAU (12-17-11)
	8		UNF (11-19-11)
TURNOVERS	18		UNCG (01-02-12)
	18		vs FAU (12-17-11)
FOULS	23		UMASS (12-03-11)
	22		MARYLAND (02-01-12)
	22		NC STATE (01-22-12)
	22		at Purdue (11-29-11)



2011-12 Miami Men's Basketball
Miami Team Game-by-Game Comparison (as of Feb 03, 2012)
All games

Opponent	1st	2nd	Score	Mar	Total FG	FG Pct	3-Pointers	3FG Pct	Free Throws	FT Pct	Rebounds	Assist	T/Over	Block	Steal	Fouls
TENNESSEE TECH	27/32	42/26	69-58	+11	21-54/19-47	.389/.404	7-22/8-17	.318/.471	20-25/12-19	.800/.632	42/26 +16	10/7	14/15	3/5	7/5	18/22
RUTGERS	35/25	37/32	72-57	+15	25-51/24-65	.490/.369	10-23/9-23	.435/.391	12-21/0-6	.571/.000	34/39 (5)	13/12	10/14	7/2	7/3	11/17
UNF	31/25	44/37	75-62	+13	24-54/23-57	.444/.404	7-18/8-21	.389/.381	20-26/8-14	.769/.571	35/37 (2)	13/14	8/13	8/2	5/3	15/20
FLORIDA GULF COAST	42/24	18/26	60-50	+10	18-56/20-49	.321/.408	7-27/3-15	.259/.200	17-23/7-11	.739/.636	36/37 (1)	12/7	7/17	4/5	7/1	12/22
Ole Miss	25/29	29/25	61-64	(3)	22-60/19-50	.367/.380	9-26/7-21	.346/.333	8-13/19-30	.615/.633	37/39 (2)	13/11	16/16	3/7	11/6	21/19
Purdue	25/37	40/39	65-76	(11)	21-54/26-47	.389/.553	8-23/4-16	.348/.250	15-20/20-29	.750/.690	29/28 +1	12/10	11/10	1/5	4/4	22/17
UMASS	41/31	42/44	83-75	+8	24-59/24-66	.407/.364	8-17/7-24	.471/.292	27-36/20-27	.750/.741	40/45 (5)	14/12	11/14	7/3	6/6	23/27
MEMPHIS	26/27	28/44	54-71	(17)	20-56/28-60	.357/.467	5-18/1-12	.278/.083	9-18/14-20	.500/.700	33/41 (8)	6/12	14/8	5/7	3/10	15/19
West Virginia	37/35	29/42	66-77	(11)	24-55/27-50	.436/.540	9-23/8-20	.391/.400	9-15/15-18	.600/.833	26/33 (7)	10/19	9/11	0/3	4/3	20/15
FAU	34/30	38/42	93-90	+3	31-50/32-71	.620/.451	14-20/15-29	.700/.517	17-25/11-14	.680/.786	25/35 (10)	20/21	18/16	10/3	7/10	17/18
Charlotte	31/24	45/37	76-61	+15	27-50/19-59	.540/.322	8-19/8-23	.421/.348	14-18/15-21	.778/.714	38/30 +8	11/10	13/8	5/1	2/9	17/17
APPALACHIAN STATE	39/24	45/30	84-54	+30	28-51/20-57	.549/.351	7-16/6-22	.438/.273	21-27/8-16	.778/.500	34/30 +4	12/15	9/12	3/2	8/6	15/21
UNCG	49/49	50/40	99-89	+10	31-59/32-66	.525/.485	7-20/11-21	.350/.524	30-38/14-18	.789/.778	38/29 +9	12/21	18/20	4/0	11/13	17/28
Virginia	17/26	34/26	51-52	(1)	18-51/21-55	.353/.382	5-17/4-13	.294/.308	10-13/6-10	.769/.600	37/33 +4	5/10	12/7	1/1	4/5	14/15
North Carolina	25/40	31/33	56-73	(17)	23-55/31-69	.418/.449	3-16/2-16	.188/.125	7-10/9-14	.700/.643	29/45 (16)	10/15	17/12	1/2	8/10	17/11
CLEMSON	42/39	34/34	76-73	+3	27-52/27-57	.519/.474	9-20/6-20	.450/.300	13-14/13-20	.929/.650	30/26 +4	19/12	14/11	3/5	10/10	16/13
NC STATE	27/39	46/39	73-78	(5)	27-61/24-52	.443/.462	2-20/6-10	.100/.600	17-23/24-31	.739/.774	36/32 +4	10/14	16/15	5/4	11/10	22/16
Georgia Tech	35/22	29/27	64-49	+15	26-54/20-56	.481/.357	9-17/4-15	.529/.267	3-3/5-11	1000/.455	32/36 (4)	15/8	7/8	3/3	3/4	16/7
Boston College	34/31	42/23	76-54	+22	27-63/17-43	.429/.395	7-21/7-19	.333/.368	15-17/13-17	.882/.765	30/32 (2)	13/10	5/17	5/2	10/3	14/15
MARYLAND	34/23	35/46	90-86	+4	31-73/27-67	.425/.403	8-28/6-28	.286/.214	20-27/26-35	.741/.743	43/42 +1	17/11	16/19	4/5	8/8	22/23

Note: Game totals are displayed in the format TEAM/OPPONENT for each category



2011-12 Miami Men's Basketball
Miami High/Low Analysis (as of Feb 03, 2012)
All games

Opponent - GAME HIGHS

POINTS	90		vs FAU (12-17-11)
	89		UNCG (01-02-12)
	86		MARYLAND (02-01-12)
	78		NC STATE (01-22-12)
	77		at West Virginia (12-10-11)
FIELD GOALS MADE	32		UNCG (01-02-12)
	32		vs FAU (12-17-11)
FIELD GOAL ATTEMPTS	71		vs FAU (12-17-11)
	69		at North Carolina (01-10-12)
FIELD GOAL PERCENTAGE	.553	(26-47)	at Purdue (11-29-11)
	.540	(27-50)	at West Virginia (12-10-11)
3 PT FIELD GOALS MADE	15		vs FAU (12-17-11)
	11		UNCG (01-02-12)
3 PT FG ATTEMPTS	29		vs FAU (12-17-11)
	28		MARYLAND (02-01-12)
3 PT FG PERCENTAGE	.600	(6-10)	NC STATE (01-22-12)
	.524	(11-21)	UNCG (01-02-12)
FREE THROWS MADE	26		MARYLAND (02-01-12)
	24		NC STATE (01-22-12)
FREE THROW ATTEMPTS	35		MARYLAND (02-01-12)
	31		NC STATE (01-22-12)
FREE THROW PERCENTAGE	.833	(15-18)	at West Virginia (12-10-11)
	.786	(11-14)	vs FAU (12-17-11)
REBOUNDS	45		at North Carolina (01-10-12)
	45		UMASS (12-03-11)
ASSISTS	21		UNCG (01-02-12)
	21		vs FAU (12-17-11)
STEALS	13		UNCG (01-02-12)
	10		NC STATE (01-22-12)
	10		CLEMSON (01-18-12)
	10		at North Carolina (01-10-12)
	10		vs FAU (12-17-11)
	10		MEMPHIS (12-06-11)
BLOCKED SHOTS	7		MEMPHIS (12-06-11)
	7		at Ole Miss (11-25-11)
TURNOVERS	20		UNCG (01-02-12)
	19		MARYLAND (02-01-12)
FOULS	28		UNCG (01-02-12)
	27		UMASS (12-03-11)



2011-12 Miami Men's Basketball
Miami High/Low Analysis (as of Feb 03, 2012)
All games

Miami - GAME LOWS

POINTS	51		at Virginia (01-07-12)
	54		MEMPHIS (12-06-11)
	56		at North Carolina (01-10-12)
	60		FLORIDA GULF COAST (11-22-11)
	61		at Ole Miss (11-25-11)
FIELD GOALS MADE	18		FLORIDA GULF COAST (11-22-11)
	18		at Virginia (01-07-12)
FIELD GOAL ATTEMPTS	50		vs FAU (12-17-11)
	50		at Charlotte (12-22-11)
FIELD GOAL PERCENTAGE	.321	(18-56)	FLORIDA GULF COAST (11-22-11)
	.353	(18-51)	at Virginia (01-07-12)
3 PT FIELD GOALS MADE	2		NC STATE (01-22-12)
	3		at North Carolina (01-10-12)
3 PT FG ATTEMPTS	16		APPALACHIAN STATE (12-30-11)
	16		at North Carolina (01-10-12)
3 PT FG PERCENTAGE	.100	(2-20)	NC STATE (01-22-12)
	.188	(3-16)	at North Carolina (01-10-12)
FREE THROWS MADE	3		at Georgia Tech (01-24-12)
	7		at North Carolina (01-10-12)
FREE THROW ATTEMPTS	3		at Georgia Tech (01-24-12)
	10		at North Carolina (01-10-12)
FREE THROW PERCENTAGE	.500	(9-18)	MEMPHIS (12-06-11)
	.571	(12-21)	RUTGERS (11-15-11)
REBOUNDS	25		vs FAU (12-17-11)
	26		at West Virginia (12-10-11)
ASSISTS	5		at Virginia (01-07-12)
	6		MEMPHIS (12-06-11)
STEALS	2		at Charlotte (12-22-11)
	3		MEMPHIS (12-06-11)
	3		at Georgia Tech (01-24-12)
BLOCKED SHOTS	0		at West Virginia (12-10-11)
	1		at Purdue (11-29-11)
	1		at Virginia (01-07-12)
	1		at North Carolina (01-10-12)
TURNOVERS	5		at Boston College (01-29-12)
	7		FLORIDA GULF COAST (11-22-11)
	7		at Georgia Tech (01-24-12)
FOULS	11		RUTGERS (11-15-11)
	12		FLORIDA GULF COAST (11-22-11)



2011-12 Miami Men's Basketball
Miami High/Low Analysis (as of Feb 03, 2012)
All games

Opponent - GAME LOWS

POINTS	49		at Georgia Tech (01-24-12)
	50		FLORIDA GULF COAST (11-22-11)
	52		at Virginia (01-07-12)
	54		APPALACHIAN STATE (12-30-11)
	54		at Boston College (01-29-12)
FIELD GOALS MADE	17		at Boston College (01-29-12)
	19		TENNESSEE TECH (11-11-11)
	19		at Ole Miss (11-25-11)
	19		at Charlotte (12-22-11)
FIELD GOAL ATTEMPTS	43		at Boston College (01-29-12)
	47		TENNESSEE TECH (11-11-11)
	47		at Purdue (11-29-11)
FIELD GOAL PERCENTAGE	.322	(19-59)	at Charlotte (12-22-11)
	.351	(20-57)	APPALACHIAN STATE (12-30-11)
3 PT FIELD GOALS MADE	1		MEMPHIS (12-06-11)
	2		at North Carolina (01-10-12)
3 PT FG ATTEMPTS	10		NC STATE (01-22-12)
	12		MEMPHIS (12-06-11)
3 PT FG PERCENTAGE	.083	(1-12)	MEMPHIS (12-06-11)
	.125	(2-16)	at North Carolina (01-10-12)
FREE THROWS MADE	0		RUTGERS (11-15-11)
	5		at Georgia Tech (01-24-12)
FREE THROW ATTEMPTS	6		RUTGERS (11-15-11)
	10		at Virginia (01-07-12)
FREE THROW PERCENTAGE	.000	(0-6)	RUTGERS (11-15-11)
	.455	(5-11)	at Georgia Tech (01-24-12)
REBOUNDS	26		TENNESSEE TECH (11-11-11)
	26		CLEMSON (01-18-12)
ASSISTS	7		TENNESSEE TECH (11-11-11)
	7		FLORIDA GULF COAST (11-22-11)
STEALS	1		FLORIDA GULF COAST (11-22-11)
	3		RUTGERS (11-15-11)
	3		UNF (11-19-11)
	3		at West Virginia (12-10-11)
	3		at Boston College (01-29-12)
BLOCKED SHOTS	0		UNCG (01-02-12)
	1		at Charlotte (12-22-11)
	1		at Virginia (01-07-12)
TURNOVERS	7		at Virginia (01-07-12)
	8		MEMPHIS (12-06-11)
	8		at Charlotte (12-22-11)
	8		at Georgia Tech (01-24-12)
FOULS	7		at Georgia Tech (01-24-12)
	11		at North Carolina (01-10-12)



2011-12 Miami Men's Basketball
Miami Player High/Low Analysis (as of Feb 03, 2012)
All games

Miami - INDIVIDUAL GAME HIGHS

Points	30		Kenny Kadji vs UNCG (01-02-12)
	24		Durand Scott vs Maryland (02-01-12)
	22		Malcolm Grant at Ole Miss (11-25-11)
	21		Kenny Kadji at Georgia Tech (01-24-12)
	21		Kenny Kadji vs FAU (12-17-11)
	21		Malcolm Grant vs Florida Gulf Coast (11-22-11)
Field Goals Made	11		Durand Scott vs Maryland (02-01-12)
	10		Kenny Kadji vs UNCG (01-02-12)
Field Goal Att.	18		Malcolm Grant at Ole Miss (11-25-11)
	15		Durand Scott at Boston College (01-29-12)
	15		Kenny Kadji at Georgia Tech (01-24-12)
	15		Kenny Kadji vs NC STATE (01-22-12)
	15		Kenny Kadji vs UNCG (01-02-12)
	15		Malcolm Grant at Purdue (11-29-11)
FG Pct (min 5 made)	.786	(11-14)	Durand Scott vs Maryland (02-01-12)
	.778	(7-9)	Durand Scott vs Appalachian State (12-30-11)
	.778	(7-9)	Kenny Kadji at Charlotte (12-22-11)
3-Point FG Made	6		Malcolm Grant at Ole Miss (11-25-11)
	4		Malcolm Grant at Georgia Tech (01-24-12)
	4		Malcolm Grant vs Clemson (01-18-12)
	4		Rion Brown vs FAU (12-17-11)
	4		Garrius Adams at West Virginia (12-10-11)
	4		Shane Larkin at Purdue (11-29-11)
	4		Malcolm Grant vs Florida Gulf Coast (11-22-11)
	4		Malcolm Grant vs Rutgers (11-15-11)
3-Point FG Att.	12		Malcolm Grant vs Maryland (02-01-12)
	12		Malcolm Grant at Ole Miss (11-25-11)
3-Pt FG Pct (min 2 made)	1.000	(4-4)	Shane Larkin at Purdue (11-29-11)
	1.000	(3-3)	Kenny Kadji vs FAU (12-17-11)
	1.000	(3-3)	Kenny Kadji at West Virginia (12-10-11)
	1.000	(2-2)	Durand Scott vs Clemson (01-18-12)
	1.000	(2-2)	Kenny Kadji at Charlotte (12-22-11)
	1.000	(2-2)	Malcolm Grant vs FAU (12-17-11)
Free Throws Made	16		Durand Scott vs UMass (12-03-11)
	10		Kenny Kadji vs UNCG (01-02-12)
Free Throw Att.	18		Durand Scott vs UMass (12-03-11)
	13		Kenny Kadji vs UNCG (01-02-12)
FT Pct (min 3 made)	1.000	(7-7)	Shane Larkin vs UNCG (01-02-12)
	1.000	(6-6)	Shane Larkin vs Maryland (02-01-12)
	1.000	(4-4)	Malcolm Grant at Boston College (01-29-12)
	1.000	(4-4)	Reggie Johnson vs NC STATE (01-22-12)
	1.000	(4-4)	Kenny Kadji vs Clemson (01-18-12)
	1.000	(4-4)	Durand Scott at North Carolina (01-10-12)
	1.000	(4-4)	Durand Scott at Virginia (01-07-12)
	1.000	(4-4)	Shane Larkin vs UMass (12-03-11)
	1.000	(4-4)	Garrius Adams vs UNF (11-19-11)
	1.000	(4-4)	Rion Brown vs Tennessee Tech (11-11-11)
	1.000	(3-3)	Kenny Kadji at Georgia Tech (01-24-12)
	1.000	(3-3)	Reggie Johnson vs Appalachian State (12-30-11)
	1.000	(3-3)	Shane Larkin vs Appalachian State (12-30-11)
	1.000	(3-3)	Shane Larkin vs Florida Gulf Coast (11-22-11)
Rebounds	12		Kenny Kadji vs UNCG (01-02-12)
	11		Kenny Kadji vs NC STATE (01-22-12)

Assists	7	Durand Scott vs Maryland (02-01-12)
	6	Durand Scott vs UMass (12-03-11)
Steals	6	Shane Larkin at North Carolina (01-10-12)
	6	Shane Larkin at Ole Miss (11-25-11)
Blocked Shots	5	Reggie Johnson vs FAU (12-17-11)
	4	Kenny Kadji at Boston College (01-29-12)
	4	Kenny Kadji vs NC STATE (01-22-12)
	4	Kenny Kadji vs Memphis (12-06-11)
	4	Raphael Akpejori vs UNF (11-19-11)
Turnovers	6	Durand Scott at Ole Miss (11-25-11)
	5	Shane Larkin at North Carolina (01-10-12)
	5	Durand Scott vs UNCG (01-02-12)
	5	Malcolm Grant vs FAU (12-17-11)
Fouls	5	Malcolm Grant vs Tennessee Tech (11-11-11)
	5	Reggie Johnson vs Maryland (02-01-12)
	5	Durand Scott vs Maryland (02-01-12)
	5	Durand Scott vs NC STATE (01-22-12)
	5	Kenny Kadji vs Clemson (01-18-12)
	5	Kenny Kadji at West Virginia (12-10-11)
	5	Erik Swoope vs Memphis (12-06-11)
	5	Erik Swoope at Purdue (11-29-11)
	5	Trey McKinney Jones at Ole Miss (11-25-11)
5	Garrius Adams vs Tennessee Tech (11-11-11)	



2011-12 Miami Men's Basketball
Miami Opponent High/Low Analysis (as of Feb 03, 2012)
All games

OPPONENT INDIVIDUAL GAME HIGHS

Points	36		SIMPSON, Trevis vs UNCG (01-02-12)
	33		Terrell Stoglin vs Maryland (02-01-12)
	27		Grier,Omari vs FAU (12-17-11)
	27		BRYANT, Darryl at West Virginia (12-10-11)
	27		BARTON, Will vs Memphis (12-06-11)
Field Goals Made	12		SIMPSON, Trevis vs UNCG (01-02-12)
	12		BARTON, Will vs Memphis (12-06-11)
Field Goal Att.	26		Terrell Stoglin vs Maryland (02-01-12)
	20		Scott,Mike at Virginia (01-07-12)
	20		SIMPSON, Trevis vs UNCG (01-02-12)
	20		BARTON, Will vs Memphis (12-06-11)
FG Pct (min 5 made)	.778	(7-9)	Strickland, Dexter at North Carolina (01-10-12)
	.750	(9-12)	BRYANT, Darryl at West Virginia (12-10-11)
3-Point FG Made	7		SIMPSON, Trevis vs UNCG (01-02-12)
	7		Grier,Omari vs FAU (12-17-11)
3-Point FG Att.	20		Terrell Stoglin vs Maryland (02-01-12)
	12		Grier,Omari vs FAU (12-17-11)
3-Pt FG Pct (min 2 made)	1.000	(3-3)	CARROLL, Austin vs Rutgers (11-15-11)
	.714	(5-7)	BRYANT, Darryl at West Virginia (12-10-11)
Free Throws Made	9		Terrell Stoglin vs Maryland (02-01-12)
	8		Painter,DeShawn vs NC STATE (01-22-12)
Free Throw Att.	11		Jackson, Lewis at Purdue (11-29-11)
	10		Painter,DeShawn vs NC STATE (01-22-12)
	10		Summers,Jarvis at Ole Miss (11-25-11)
FT Pct (min 3 made)	1.000	(9-9)	Terrell Stoglin vs Maryland (02-01-12)
	1.000	(7-7)	Wood,Scott vs NC STATE (01-22-12)
	1.000	(5-5)	SIMPSON, Trevis vs UNCG (01-02-12)
	1.000	(4-4)	Zeller, Tyler at North Carolina (01-10-12)
	1.000	(4-4)	BRASWELL, Chris at Charlotte (12-22-11)
	1.000	(4-4)	JONES, Kevin at West Virginia (12-10-11)
	1.000	(4-4)	BRYANT, Darryl at West Virginia (12-10-11)
Rebounds	17		Holloway,Murphy at Ole Miss (11-25-11)
	14		Henson, John at North Carolina (01-10-12)
	14		BARTON, Will vs Memphis (12-06-11)
Assists	10		PARKER, Drew vs UNCG (01-02-12)
	9		Taylor, Raymond vs FAU (12-17-11)
Steals	6		Tucker, Alex vs FAU (12-17-11)
	5		WILLIAMS, David vs UNCG (01-02-12)
Blocked Shots	4		Alex Len vs Maryland (02-01-12)
	3		Nelson,Dundreous at Ole Miss (11-25-11)
	3		INAMETI, Basseyy vs Tennessee Tech (11-11-11)
Turnovers	6		Nelson,Dundreous at Ole Miss (11-25-11)
	5		Pe'Shon Howard vs Maryland (02-01-12)
	5		Brown,Lorenzo vs NC STATE (01-22-12)
	5		Smith, Tanner vs Clemson (01-18-12)
	5		ARMSTRONG, Derrell vs UNCG (01-02-12)
	5		DIAZ, Andy vs UNF (11-19-11)
Fouls	5		Sean Mosley vs Maryland (02-01-12)
	5		Nick Faust vs Maryland (02-01-12)
	5		Howell,Richard vs NC STATE (01-22-12)
	5		SIMPSON, Trevis vs UNCG (01-02-12)
	5		HENRY, Aloysius vs UNCG (01-02-12)
	5		HENRY, Pierria at Charlotte (12-22-11)

5	MAYFIELD, DeMario at Charlotte (12-22-11)
5	McCoy, Jordan vs FAU (12-17-11)
5	BROWN, Sherwood vs Florida Gulf Coast (11-22-11)
5	WILLIAMS, Jimmy vs UNF (11-19-11)
5	JEUNE, David vs UNF (11-19-11)
5	MCMORROW, Liam vs Tennessee Tech (11-11-11)
5	INAMETI, Bassey vs Tennessee Tech (11-11-11)