



MIAMI HURRICANES VS. CALIFORNIA GOLDEN BEARS



MIAMI HURRICANES (7-5) VS. CALIFORNIA GOLDEN BEARS (8-4)

Date: Saturday, Dec. 27, 2008

Location: AT&T Park - (Natural Grass), (41,104) in San Francisco, Calif.

Kickoff: 8 p.m. (ET)/5 p.m. (PT)

TV: The game will be broadcast nationally on ESPN with Joe Tessitore (play by play) and Rod Gilmore (color analyst).

Tape Delay Telecast: On CSS, Tuesday Dec. 30 at 1 p.m. and 7 p.m.

Local Radio: The Hurricanes Radio Network (WQAM 560 AM) will carry the game live with Joe Zagacki (play by play), Don Bailey Jr. (analysis) and Brian London (sideline reporter). Fans can also listen online at www.wqam.com.

Espanol: The game will broadcast in Spanish on 1450 ESPN Deportes (1450 AM) with Joe Pujala (play by play) and Joe Martinez (analysis).

Websites: Miami (www.hurricanesports.com) and California (www.cal-bears.com).

Miami Team Headquarters: Hyatt Regency San Francisco (415/788-1234) from December 22 through December 27.

2008 EMERALD BOWL

- Miami makes its first bowl appearance under head coach Randy Shannon when the Hurricanes head to the Emerald Bowl to face Pac-10 member Cal. Game time is 8 p.m. ET/5 p.m. PT at AT&T Park (home of the MLB's San Francisco Giants) in San Francisco, Calif. The game will be televised by ESPN.
- Miami is looking to bounce back after ending the regular season with back-to-back losses. Junior tight end Dedrick Epps caught four passes for a career-high 101 yards and a touchdown in the loss at NC State. Epps had eight catches for 158 yards and two touchdowns in the last two games against Georgia Tech and NC State.
- Lou Groza Award semifinalist Matt Boshier picked up second team All-ACC honors as a punter and a kicker. Boshier has made 13 of his last 14 field goals and is 17-of-19 on the season. He is a perfect 38-of-38 in PATs and leads the team with 89 points. He averaged 41.1 yards per punt which included a long of 76 yards and had nine punts of 50-plus yards while downing 19 inside the 20-yard line. Safety Anthony Reddick earned honorable mention All-ACC.
- Freshman linebacker Sean Spence was named the ACC Defensive Rookie of the Year. Spence finished third on the team during the regular season with 62 total tackles and led all Miami linebackers with 7.5 tackles for loss. He started eight of the 12 games he played in. Spence along with fellow freshmen defensive tackle Marcus Forston and defensive end Marcus Robinson were named first team Freshman All-American by CollegeFootballNews.com.
- Miami ranks 25th nationally in total defense, 13th nationally in pass defense and 20th in tackles for loss. The Hurricanes are one of the top two scoring offenses in the ACC. Miami is averaging 27.9 points per game overall. Miami is 47th nationally in overall scoring offense.

THE OPPONENT

- Cal (8-4, 6-3 Pac-10) finished fourth in the Pac-10 conference. The Golden Bears capped of their regular season with wins over Stanford and Washington. Cal was the second best scoring defense in the Pac-10 behind USC, limiting teams to 20.2 points per game.
- Running back Jahvid Best ranks fifth nationally in rushing, averaging 126.7 yards per game. He was the Pac-10's leading rusher with 1,394

yards and 13 touchdowns during the regular season. He also ranked second in scoring in the conference with 84 points and led the Pac-10 in all-purpose yards, averaging 183.5 per game.

- Four Golden Bears were named first team All-Pac-10 - center Alex Mack, Best, linebacker Zack Follett and cornerback Syd'Quan Thompson. Offensive guard Noris Malele, defensive end Tyson Alualu and punter Bryan Anger earned All-Pac-10 second-team honors.
- Defensively, the Golden Bears rank seventh nationally in turnover-margin (+1.17) having forced 32 turnovers which includes 23 interceptions and nine fumble recoveries. Cal is also tied for 13th nationally in sacks while overall the Golden Bears rank 24th in total defense and 27th in scoring defense.

THE SERIES

- This will be the fourth-ever meeting between the two schools, with Miami holding a 2-1 lead in the series. The last time, Miami and Cal met on the football field was in 1990 when the Hurricanes won 52-24.

THE COACHES

- Randy Shannon is 12-12 overall and is in his second season at Miami. Cal's Jeff Tedford is 58-30 in his seventh season with the Golden Bears.

MIAMI BOWL GAMES

- The University of Miami football team is 19-14 in 33 bowl appearances in its history. In UM's last 10 bowl games, the Hurricanes are 8-2, including a 21-20 win over Nevada in its last bowl appearance - the 2006 MPC Computers Bowl. The last time Miami played a bowl in the state of California was 2002, when Miami beat Nebraska 37-14 in the Rose Bowl to win its fifth national championship.

ALL-TIME BOWL RESULTS

2006 MPC Computers Bowl	Dec. 31	W	Miami 21, Nevada 20
2005 Peach Bowl	Dec. 30	L	LSU 40, Miami 3
2004 Peach Bowl	Dec. 31	W	Miami 27, Florida 10
2004 Orange Bowl	Jan. 1	W	Miami 16, Florida State 14
2003 Fiesta Bowl	Jan. 3	L	Ohio State 31, Miami 24 (2 OT)
2002 Rose Bowl	Jan. 3	W	Miami 37, Nebraska 14
2001 Sugar Bowl	Jan. 2	W	Miami 37, Florida 20
2000 Gator Bowl	Jan. 1	W	Miami 28, Georgia Tech 13
1998 Micron PC Bowl	Dec. 29	W	Miami 46, N.C. State 23
1996 Carquest Bowl	Dec. 27	W	Miami 31, Virginia 21
1995 Orange Bowl	Jan. 1	L	Nebraska 24, Miami 17
1994 Fiesta Bowl	Jan. 1	L	Arizona 29, Miami 0
1993 Sugar Bowl	Jan. 1	L	Alabama 34, Miami 13
1992 Orange Bowl	Jan. 1	W	Miami 22, Nebraska 0
1991 Cotton Bowl	Jan. 1	W	Miami 46, Texas 3
1990 Sugar Bowl	Jan. 1	W	Miami 33, Alabama 25
1989 Orange Bowl	Jan. 2	W	Miami 23, Nebraska 3
1988 Orange Bowl	Jan. 1	W	Miami 20, Oklahoma 14
1987 Fiesta Bowl	Jan. 2	L	Penn State 14, Miami 10
1986 Sugar Bowl	Jan. 1	L	Tennessee 35, Miami 7
1985 Fiesta Bowl	Jan. 1	L	UCLA 39, Miami 37
1984 Orange Bowl	Jan. 1	W	Miami 31, Nebraska 30
1981 Peach Bowl	Jan. 2	W	Miami 20, Virginia Tech 10
1967 Bluebonnet Bowl	Dec. 23	L	Colorado 31, Miami 21
1966 Liberty Bowl	Dec. 10	W	Miami 14, Virginia Tech 7
1962 Gotham Bowl	Dec. 15	L	Nebraska 36, Miami 34
1961 Liberty Bowl	Dec. 16	L	Syracuse 15, Miami 14
1952 Gator Bowl	Jan. 2	W	Miami 14, Clemson 0
1951 Orange Bowl	Jan. 1	L	Clemson 15, Miami 14
1946 Orange Bowl	Jan. 1	W	Miami 13, Holy Cross 6
1935 Orange Bowl	Jan. 1	L	Bucknell 26, Miami 0
1934 Palm Festival	Jan. 1	L	Duquesne 33, Miami 7
1933 Palm Festival	Jan. 1	W	Miami 7, Manhattan 0



MIAMI'S BOWL BREAKDOWN

	W	L
Bluebonnet (1967)	0	1
Carquest (1996)	1	0
Cotton (1991)	1	0
Fiesta (1985, 1987, 1994, 2003)	0	4
Gator (1952, 2000)	2	0
Gotham (1962)	0	1
Liberty (1961, 1966)	1	1
Micron PC (1998)	1	0
MPC Computers (2006)	1	0
Orange (1935, 1946, 1951, 1984, 1988, 1989, 1992, 1995, 2004)	6	3
Palm (1933, 1934)	1	1
Peach (1981, 2004, 2005)	2	1
Rose (2002)	1	0
Sugar (1986, 1990, 1993, 2001)	2	2
Total	19	14

'CANES IN CALI

• Miami is 13-5 all-time against teams from the state of California and is 4-3 all-time playing inside the Golden State. The last time the Hurricanes played inside the state of California was 2001 when UM won its fifth national championship with a 37-14 victory over Nebraska in the Rose Bowl on Jan. 3.

UM ALL-TIME VERSUS TEAMS FROM CALIFORNIA

Opponent	Record	Last Meeting
California	2-1	1990, Miami won 52-24
Long Beach State	1-0	1991, Miami won 55-0
Pacific	2-0	1977, Miami won 24-3
San Diego State	5-1	1992, Miami won 63-17
San Jose State	1-0	1989, Miami won 48-16
Southern California	1-1	1968, Miami lost 28-3
UCLA	1-2	1998, Miami won 49-45
Total	13-5	

HURRICANES EXCELLING IN THE CLASS ROOM

• Miami's APR score in 2008 was a slight improvement over its mark of 966 in 2007 when the team was ranked 10th nationally in academic success.

• Of the 23 seniors on this year's squad, 13 have already earned degrees, while the remaining 10 are all on course to graduate either in December of 2008 or May of 2009.

• The 13 players that have already earned degrees include: Carlos Armour (Sports Administration), Tyrone Byrd (Liberal Arts), Glenn Cook (Marketing and Business Management, Sports Management master's candidate), Romeo Davis (Liberal Arts), Dwayne Hendricks (Business Management), Khalil Jones (Sports Administration), Joe Joseph (Sports Administration), Eric Moncur (Liberal Arts), Anthony Reddick (Liberal Arts), Chris Rutledge (Liberal Arts), Xavier Shannon (Enrollment Management master's candidate), Derron Thomas (Sports Administration) and Chris Zellner (Geography).

• Last season, Miami had 12 early graduates - the second-highest total nationally behind fellow ACC member Boston College and in 2006, Miami had an ACC-high eight players named to the All-ACC Academic Football Team.

NUMBER OF PLAYERS WHO HAVE OBTAINED UNDERGRADUATE DEGREES PRIOR TO THE START OF THE 2008 SEASON

- 13 – Miami
- 10 – Boston College, Virginia Tech
- 9 – Maryland
- 8 – Auburn, Clemson, Pittsburgh
- 7 – Arizona State, Memphis, Ohio State, Penn State
- 6 – Northwestern
- 5 – Baylor, Louisiana Tech, Ole Miss, Syracuse, UCF
- 4 – Florida, Kentucky, Missouri, Northern Illinois, Oregon State, San Diego State, Texas Tech
- 3 – Georgia Tech, Louisville, Notre Dame, TCU, Virginia
- 2 – Colorado, FAU, San Jose State, Troy, Utah
- 1 – Wake Forest, Western Michigan

TOP 10 2008 FOOTBALL ACADEMIC PROGRESS REPORT SCORES (INCLUDES BCS, C-USA AND INDEPENDENT SCHOOLS)

1. Stanford	986
2. Navy	979
3t. Duke	977
Rutgers	977
5. Air Force	976
6. Rice	975
7. Boston College	972
8t. Miami	969
Northwestern	969
Notre Dame	969

2008 APR RANKINGS AMONG ALL D-I FOOTBALL PROGRAMS IN FLORIDA

1. Miami	969
2. Florida	962
3. Florida State	954
4. UCF	937
5. USF	917
6. FAU	915
7. FIU	887

RIGHT BETWEEN THE NUMBERS

• Sophomore running back Graig Cooper's 1,059 all-purpose yards is the most by a Hurricane through 12 games since Roscoe Parrish finished the 2004 season with 1,077 all-purpose yards.

• Miami is tied for the lead in the nation in number of different players that have scored a touchdown this season (18) while it leads the nation in the number of freshmen that have reached paydirt (8).

• UM's five-game winning streak from Oct. 11 to Nov. 13 was the first winning streak of such kind since 2005 when the Hurricanes won eight straight games from Sept. 27 to Nov. 12.

• With Miami's win over Virginia Tech (11/13), the Hurricanes improved to 12-3 since the turn of the century in games following a bye week. UM is 2-0 this year after a bye week, beating Texas A&M and VT.

• With UM's 24-17 overtime win at Virginia on Nov. 1, the Hurricanes qualified for a bowl game for the 23rd time in the last 26 seasons.

• Quarterback Robert Marve has thrown for at least 120 yards in four of UM's last five games while Jacory Harris has reached the same mark in four of the last six.

• Ten UM receivers have double-digit catches, with Leonard Hankerson recording his 10th catch against Georgia Tech and Javarris James his 10th against NC State. Last year, UM had seven all season.

• Sophomore kicker Matt Boshier has scored 22 more points this season in 12 games (89) than both of UM's kickers (Francesco Zampogna and Daren Daly) combined for all of last season (67).

• Despite having 11 underclassmen listed on its defensive depth chart, three of UM's top four tacklers this year (Glenn Cook, Anthony Reddick and Darryl Sharpton) have been at UM for a combined 15 years.

• The Hurricanes are out-scoring opponents 94-55 in the third quarter this season. That differential is 88 points higher than in the second quarter, where UM is being out-scored 88-to-39.

• Only two Hurricanes (Glenn Cook and Xavier Shannon) have started all 12 games so far this season.

• Miami is 13-5 all-time against teams from the state of California and is 4-3 all-time playing inside the Golden State. The last time the 'Canes played inside the state of California was 2001 when UM won its fifth title with a 37-14 victory over Nebraska in the Rose Bowl on Jan. 3.

• The Hurricanes have converted on 27 of their last 28 red zone attempts and 41 of 44 overall attempts (93.2%) this season. UM has 27 touchdowns and 14 field goals in its 44 red zone appearances.

• Miami is 5-1 when it rushes for at least 125 yards this season. The only time UM lost when it ran for over 125 yards was the Sept. 27 loss to North Carolina, when UM had 135 yards on 33 carries.

• Nine players have either led or tied for the team-lead in receptions in a game this year. Thearon Collier, Kayne Farquharson, Graig Cooper, Aldarius Johnson and Dedrick Epps have all led more than once.

• Defensive end Allen Bailey currently leads the team with five sacks while Spencer Adkins and Marcus Robinson each have four.



COMPARING MIAMI AND CAL

• Here is a quick look at the match-ups you will see when the 'Canes and Golden Bears square off on Dec. 27:

MIAMI HURRICANES			CAL BEARS		
Offense	Avg.	NCAA Rank	Defense	Avg.	NCAA Rank
PPG	27.92	47	PPG	20.17	27
Rushing	130.08	76	Rushing	122.50	26
Passing	197.00	76	Passing	192.92	42
Defense	Average	NCAA Rank	Offense	Average	NCAA Rank
PPG	24.17	56	PPG	33.33	22
Rushing	146.42	70	Rushing	183.67	30
Passing	169.33	13	Passing	195.50	79
Punting	Average	NCAA Rank	PR	Average	NCAA Rank
Average	36.92	24	Average	11.79	26
PR	Average	NCAA Rank	Punting	Average	NCAA Rank
Average	11.52	30	Average	36.36	37

TWENTY-SOMETHING

• The Hurricanes have reached the 20-point mark nine times this season. That marks the highest number of 20+ scoring games for Miami since 2005 when the Hurricanes had nine in 12 games. If UM is able to reach the 20-point mark in the bowl game, it will be the first Miami team to do so at least 10 times since 2002, when the Hurricanes accomplished the feat in all 13 games.

SPENCE NAMED ACC DEFENSIVE ROOKIE OF THE YEAR

• University of Miami freshman linebacker Sean Spence was named the Atlantic Coast Conference Defensive Rookie of the Year, as announced by the Atlantic Coast Sports Media Association and Atlantic Coast Conference on Dec. 2. Spence finished third on the team during the regular season with 62 total tackles and led all Miami linebackers with 7.5 tackles for loss. He started eight of the 12 games he played in. Spence returned his first career interception for a touchdown against Florida State and forced a fumble in the final minutes of regulation at Virginia which helped the Hurricanes to an overtime win. He posted a career-high 10 tackles against Florida State and had five or more tackles in eight games.

"I really wasn't expecting it, but it's a tremendous honor to win the award," Spence said. "Coach [Randy] Shannon and coach [Micheal] Barrow gave me an opportunity to get on the field, and all the hard work paid off."

TEN OVER 100

• If sophomore Leonard Hankerson is able to finish with just one yard receiving and Graig Cooper avoids negative receiving yards in the bowl game, the Hurricanes will finish the season with at least 10 receivers with 100 or more yards receiving this year. Nine Hurricanes finished the regular season with at least 100 yards through the air, ranging from Aldarius Johnson's team-high 321 yards down to Graig Cooper's 102 yards. The last time UM had 10 receivers with 100 yards at the end of the season was 2000 when Santana Moss, Reggie Wayne, Jeremy Shockey, Najeh Davenport, Daryl Jones, D.J. Williams, Andre King, Ivan Mercer, Robert Williams and Clinton Portis all finished the season over 100. (If another UM player in addition to Hankerson reaches the 100-yard mark against California, it will be the first time in school history 11 players reached 100 yards receiving in a single season. The player with the best chance to be the potential 11th player would be freshman wide receiver Davon Johnson, who has 71 yards receiving heading into the bowl game.)

TWO OVER 1,000

• For the first time since 1993, Miami has two quarterbacks over 1,000 yards passing in the same season. Redshirt freshman Robert Marve and true freshman Jacory Harris have 1,293 and 1,002 yards passing respectively this season heading into the bowl game. The pair needs a combined 222 yards through the air in the bowl game to give the Hurricanes their most passing yardage in a season since the 2005 season when UM passed for 2,586 yards. The last time Miami had two

quarterbacks over 1,000 in a season was when Ryan Collins and Frank Costa had 1,555 and 1,324 yards respectively in '93.

COLLIER OUTSIDE OF FLORIDA

• For whatever reason, freshman wide receiver Thearon Collier plays much better on the road, outside of the state of Florida. Collier, who is second on the team in receptions (25) and receiving yards (318), has 15 catches for 222 yards in five games outside of Florida and just 10 catches for 96 yards in seven games played in Florida (six in Miami, one in Gainesville). In fact, two of his three best games this season came in UM's two coldest games, catching three passes for 64 yards at Duke and four passes for 55 yards at NC State.

TIGHT END U

• Four of the last seven seasons, a tight end has led the Hurricanes in receiving yards at the end of the year. In 2001, Jeremy Shockey led the 'Canes with 519 receiving yards before Kellen Winslow followed with team-highs of 726 (2002) and 605 (2003) the next two seasons. Three years later, Greg Olsen became the third tight end this decade to lead the team in receiving when he finished with 489 in 2006. This season, junior tight end Dedrick Epps has 304 yards receiving heading into the bowl game, trailing only Aldarius Johnson (321) and Thearon Collier (318) for the team-lead in 2008.

WHO'S COUNTING?

• Thirty-eight different players have started multiple games this season for Miami while 48 (25 on offense, 23 on defense) have taken the opening snap at least once. Overall, 66 players on UM's roster have played in at least one-third of UM's games heading into the bowl game.

MORE SACKS

• After recording just 17 sacks in its first nine games (1.9 pg), Miami has recorded 13 sacks in its last three contests (4.3 pg). The 'Canes recorded six sacks against Virginia Tech (11/13), two at Georgia Tech (11/20) and five at NC State (11/29) in the regular season finale. Over that span, freshman Marcus Robinson has a team-high four sacks, fellow freshman Marcus Forston has three and sophomore Allen Bailey has two. Four other Hurricanes (Sean Spence, Joe Joseph, Spencer Adkins and Josh Holmes) each have one sack over that span.

AERIAL ATTACK

• Heading into UM's bowl game, the Hurricanes have 2,364 passing yards this season. That total is 330 more yards than last season and is just 203 passing yards behind its 2006 total (2,567) and 222 yards short of its 2005 total (2,586).

UM's passing yardage the last five years

Year	Games	Passing Yards
2008	12	2,364
2007	12	2,034
2006	13	2,567
2005	12	2,586
2004	12	2,812

GATORS, HEELS, 'NOLES, JACKETS AND PACK

• The Hurricanes five losses this season have come against teams with a combined record of 43-18. Six points are the difference between Miami's current 7-5 record and a possible 9-3 season for the Hurricanes. After a 26-3 loss at No. 5 Florida, UM dropped a pair of close battles with UNC (28-24) and FSU (41-39) to open ACC play but won their next five contests against UCF (20-14), Duke (49-31), Wake Forest (16-10), Virginia (24-17) and Virginia Tech (16-14) prior to losses the last two weeks of the regular season at Georgia Tech and at NC State.



'CANES VS. PAC-10

• Miami is 9-8 all-time against current Pac-10 teams. The last time the 'Canes faced a Pac-10 opponent was 2001 when Miami beat Washington, 65-7, on Nov. 24, just over a month before UM won its fifth national championship in the Rose Bowl that season.

UM ALL-TIME VERSUS PAC-10 OPPONENTS

Opponent	Record
Arizona	2-1 <i>(Last meeting: 1994, Miami lost 29-0)</i>
Arizona State	1-1 <i>(Last meeting: 1997, Miami lost 23-12)</i>
Cal	2-1 <i>(Last meeting: 1990, Miami won 52-24)</i>
Oregon	1-0 <i>(Last meeting: 1958, Miami won 2-0)</i>
USC	1-1 <i>(Last meeting: 1968, Miami lost 28-3)</i>
UCLA	1-2 <i>(Last meeting: 1998, Miami won 49-45)</i>
Washington	1-2 <i>(Last meeting: 2001, Miami won 65-7)</i>
Total	9-8

MIGHTY MARCUS

• It is arguable that few, if any, defensive linemen nationally are playing as well as freshman defensive end Marcus Robinson is heading into the bowl game. Robinson, who recorded just nine tackles in the season's first nine games, has tallied a team-high 24 total tackles in UM's last three games, including a career-high 10 against NC State in the regular season finale. In addition to averaging 8.0 tackles per game since UM's Nov. 13 game against Virginia Tech, Robinson leads the team in tackles for a loss (7.0), sacks (4.0) and quarterback hurries (2) over that span. Here is a look at Robinson's season before and after the opening kickoff of the Virginia Tech contest:

	TACKLES					
	Solo	Assists	Total	TFL-yards	Sacks-yards	QBH
First nine games	5	4	9	2.0-7	0-0	1
Last three games	17	7	24	7.0-30	4.0-24	2

RETURN OF BABY J

• After missing the better part of five games with a high-ankle sprain earlier this season, junior running back Javarris James looks to have finally worked his way back as the season draws to a close. In his first two games back against Duke and Wake Forest, James carried the ball a combined nine times for just 27 yards. Since the Nov. 1 game at Virginia, James is averaging 9.8 carries and 44.8 yards per game on the ground in a rotation with sophomore Graig Cooper. James' best performance since his return came in UM's regular season finale, when he had 65 yards on 16 carries and two touchdowns against NC State.

PUNT STOPS HERE

• Miami has only allowed 24 punt return yards in its last six games. Since UM's game at Duke (10/18), the Hurricanes have only allowed their opponent to gain positive yards on punt returns twice (15 at Virginia; 10 at Georgia Tech). Overall this season, the 'Canes have allowed just 156 yards on 17 punt returns for an average of just 13 punt return yards per game.

BOSHER NEARING TOP 5

• Sophomore punter Matt Boshier needs just one more field goal to move into UM's all-time Top 5 in single-season field goals made. Boshier is 17-for-19 this season in field goal attempts and with one more field goal, he will move into a tie with Danny Miller (1981) and Carlos Huerta (1989) for fifth place on the all-time list. Jon Peattie's 22 (2003) is the most in a single season while Huerta (1988) and Todd Sievers (2001) rank in a tie for second with 21.

AMONG THE BEST

• Freshman quarterback Jacory Harris' 60.8 completion percentage this season is currently tied for the sixth-highest completion percentage in a single-season at UM. Harris, who is 93-for-153 for 1,001 yards with 10 touchdowns and six interceptions this season, is currently tied with Kyle Wright's 2006 season when the then-junior finished 152-for-250. The program's highest single-season completion percentage is 63.4, set by Bernie Kosar (175-for-276) in 1986.

UM'S ALL-TIME HIGHS VS. CAL

• Here is list of UM's all-time highs against Cal in the three-game history between the two schools:

RUSHING YARDS

- 127 - Fred Cassidy, 1964
- 89 - Leonard Conley, 1989
- 52 - Leonard Conley, 1990
- 44 - Stephen McGuire, 1989
- 40 - Bob Biletnikoff, 1964

RUSHING ATTEMPTS

- 22 - Leonard Conley, 1989
- 14 - Bob Biletnikoff, 1964
- 12 - Leonard Conley, 1990
- 12 - Stephen McGuire, 1989
- 12 - Fred Cassidy, 1964

RUSHING TOUCHDOWNS

- 1 - five times

RECEIVING YARDS

- 208 - Wesley Carroll, 1990
- 114 - Randal Hill, 1990
- 108 - Randal Hill, 1989
- 60 - Pee Wee Smith, 1989

RECEPTIONS

- 11 - Wesley Carroll, 1990
- 10 - Randal Hill, 1990
- 7 - Randal Hill, 1989
- 5 - Dale Dawkins, 1989

RECEIVING TOUCHDOWNS

- 1 - six times

PASSING YARDS

- 467 - Craig Erickson, 1990
- 267 - Craig Erickson, 1989

PASS ATTEMPTS

- 48 - Craig Erickson, 1989
- 47 - Craig Erickson, 1990

PASS COMPLETIONS

- 32 - Craig Erickson, 1990
- 25 - Craig Erickson, 1989

BOSHER, REDDICK EARN ALL-ACC HONORS

• Kicker/punter Matt Boshier was named second team All-Atlantic Coast Conference while safety Anthony Reddick earned honorable mention when the league announced its postseason awards on Dec. 1.
 • Boshier was selected All-ACC second team as a kicker and punter. He connected on 17-of-19 field goals. The Lou Groza Award semifinalist ranked third in the ACC in field goal percentage (89.5) and field goals made (17). He was a perfect 38-of-38 in PATs, which tied for the most in the ACC. Boshier ranked second in scoring by a kicker (89 points) and third in overall scoring (89 points). In ACC action, he ranked second in overall scoring (61 points), scoring by a kicker (61 points), field goal percentage (85.7) and led the league going 25-of-25 in PATs. He made two 50-yard field goals, with his career-long, 52-yarder coming in the win against Wake Forest.
 • His 17 made field goals ties for seventh-most in a single season, and his streak of eight consecutive field goals made ranks fourth all-time. • •



- His 89 points currently are the ninth most by a kicker in a single-season at Miami. He earned All-ACC Specialist of the Week honors once and was a two-time Lou Groza Award Star of the Week.
- As a punter, Boshers led the ACC in conference only games averaging 42.3 yards per punt on 34 punts in eight games. He had a career-long 76-yard punt at Duke, which was the fourth-longest punt in school history. Overall, he averaged 41.1 yards per punt in 12 games for the Hurricanes. He had at least one punt of 50-plus yards in nine of 12 games.
- Reddick led Miami in both total tackles (48) and solo tackles (30) against ACC competition. He started 11 of 12 games this season in a secondary that ranks 14th nationally in pass defense. He ranked seventh among all ACC defensive backs in tackles per game in league play (5.9). Reddick tied a career-high with 12 total tackles (seven solo, five assists) in a win at Duke (10/18). He also recorded at least five tackles in six of eight ACC contests.

COOP AND BABY J

• So much of Miami's success offensively comes from the running back tandem of sophomore Graig Cooper and junior Javarris James. In the rushing duo's time together at UM, the Hurricanes have a 6-2 record when the two combine to get at least 25 carries and a 3-8 record when they both play and are under the 25-carry mark. In 2007, reaching this mark was extremely important to the team's success as all five of UM's victories came when the two combined to reach the 25-carry mark. This year, James missed the better part of five games with a high ankle sprain, but since his return, the pair combined for 33 carries and 186 yards in a come-from-behind-victory at UVA on Nov. 1. It was the only time this season that the two have combined for 25 or more carries.

NON-CONFERENCE NOTES

- Below are some notes and highlights from UM's four-game non-conference season:
- Five of running back Graig Cooper's six touchdowns this season have come in non-conference play, with two coming against Charleston Southern, two against Texas A&M and one versus UCF.
- Linebackers Glenn Cook and Darryl Sharpton have combined for 52 of the team's 231 tackles (23%) against non-conference opposition.
- UM is out-rushing its non-conference opponents 572-to-229 (143.0-to-57.2 per game). In fact, none of UM's four non-conference opponents was able to reach the 90-yard mark on the ground against the 'Canes.
- The Hurricanes are out-scoring their non-conference opponents 65-to-26 in the first half.
- UM is 3-of-4 on fourth down in non-conference play (2-for-2 vs. Charleston Southern, 1-for-1 vs. Florida, 0-for-1 vs. Texas A&M)
- The defense has recorded at least three sacks in three of UM's four non-conference games (3.0 vs. Charleston Southern, 1.0 at Florida, 3.0 at Texas A&M, 5.0 vs. UCF).
- The Hurricanes are averaging 36.5 carries per game and 25.75 pass attempts per game versus non-conference foes. *(Compared to 31 carries per game and 33.38 pass attempts in ACC play)*
- Miami has reached the red zone 13 times in four non-conference games, successfully converting 12 of those 13 trips with eight touchdowns and four field goals.
- The 'Canes have eighth rushing touchdowns in the non-conference, seven more than its opponents.
- Below is a listing of the team's statistical leaders in non-conference play:
 - Passing yards** - Robert Marve (355)
 - Pass efficiency** - Jacory Harris (115.22)
 - Rushing yards** - Graig Cooper (271)
 - Receiving yards** - Dedrick Epps (106)
 - Receptions** - Epps, Thearon Collier, Kayne Farquharson (8)
 - All-purpose yards** - Graig Cooper (361)
 - Total touchdowns** - Graig Cooper (5)
 - Tackles** - Glenn Cook (29)
 - Tackles for a loss** - Glenn Cook (5.0)
 - Sacks** - Spencer Adkins (3)
 - Interceptions** - Eric Moncur (1)

MULTIFACETED MATT

- Sophomore punter/kicker Matt Boshers is one of just a handful of play-

ers nationally that handles all of his team's field goals, punts and kick-offs. Despite the difficulty of taking on so many tasks, Boshers has been one of the best specialists in the ACC this season.

- He currently ranks third in the league in overall scoring (7.4 points per game) in addition to ranking in a tie for second in punting (41.1), second in field goal percentage (89.5) and third in field goals made (1.42 per game).
- After averaging 39.6 yards per punt in non-conference action, Boshers stepped it up in ACC play, averaging 41.8 yards per punt.
- He finished one extra point shy of the league-lead (39) and against FSU, he showed even more versatility in converting a crucial fake punt with a nine-yard run on a 4th-and-4 to keep a UM drive alive late in the contest.
- Last month against Duke, he booted a career-long 76 yard punt in the second half, forcing Duke into begin a drive at their own eight-yard line after UM punted from its own 11 and Duke was penalized five yards on an illegal return. He also kicked a career-long 52-yard field goal in UM's win over Wake Forest on Oct. 25.

RED ZONE RESULTS

• The Hurricanes are a near-perfect 41-of-44 in the red zone on offense, converting 27 touchdowns and 14 field goals this season. The 'Canes rank first in the ACC with a 93.2 percent conversion rate. NC State ranks second in league with a 90.2 success rate while Florida State is third at an 89.8 clip.

SPREADING THE WEALTH

• Heading into the Emerald Bowl, the University of Miami leads the country for the highest number of different players that have scored a touchdown this season among all D-I programs. Eighteen Hurricanes - including eight true freshmen - have reached the end zone through 12 games. Graig Cooper (6), Travis Benjamin (4), Javarris James (4), Laron Byrd (2), Aldarius Johnson (3), Kayne Farquharson (3), Jacory Harris (2), Robert Marve (2), Shawnbrey McNeal (2), Dedrick Epps (2), Jason Fox (1), Davon Johnson (1), Chris Zellner (1), Derron Thomas (1), Thearon Collier (1), Leonard Hankerson (1), Sean Spence (1), Glenn Cook (1) and most recently, have all reached paydirt at least once this year.

• A number of players who see regular action will be looking for their first touchdown of the season on Saturday, including juniors Sam Shields, Pat Hill and Richard Gordon.

• The last two seasons, UM had just 14 players with a touchdown at the end of the year. In 2005, only 12 players scored touchdowns all season, while in 2004, 16 eventually scored by the end of the season.

Here is a list of the schools with the highest number of players that have scored at least one TD this year:

Rank	School	Touchdowns
1t.	Miami	18
	Georgia	18
	Florida	18
4t.	Georgia	17
	Troy	17
	Utah	17
7t.	USC	16
	TCU	16
	Texas	16
	Arkansas State	16

FOR STARTERS

• Only two UM players have started all 12 games this season. Senior linebacker Glenn Cook and senior center Xavier Shannon are the only two Hurricanes to have taken every opening snap this season. In addition, only five players (Jason Fox, Bruce Johnson, Robert Marve, Anthony Reddick and Steven Wesley) have started 11 of 12 contests thus far. Against Virginia Tech on Nov. 13, Fox snapped a streak of 33 straight starts after suffering an ankle injury at Virginia on Nov. 1.



YOUTH IS SERVED

• Four of Miami's top five performers in terms of all-purpose yards gained this season are either in their first or second year in the UM program. Sophomore Graig Cooper leads the team with 1,059 all-purpose yards, while freshman Travis Benjamin - despite missing most of UM's last three games - sits in second with 968 yards. Junior Javarris James, who also missed nearly half the season with an ankle injury, ranks third with 398 yards while freshman wideout Thearon Collier is fourth with 353 yards. Another freshman receiver - Aldarius Johnson - ranks fifth with 321 yards.

Here are some other notes on the young players at UM:

- Freshman have accounted for 2,502 of UM's 5,263 all-purpose yards this season (47.5%).
- Players in their first two years at UM have accounted for 4,036 of UM's 5,263 all-purpose yards this season (76.7%).
- 27 of UM's 40 touchdowns this season have been scored by either a sophomore or freshman, with Cooper (6), Benjamin (4), Byrd (3) and A. Johnson (3) accounting for 40 percent of the team's TDs.
- UM underclassmen have accounted for 100% of the team's passing yardage (2,364 of 2,364), 76% of its rushing yardage (1,179 of 1,561), 76% of its points (253 of 335), 87% of its total kick/punt return yardage (1,136 of 1,302) and 62% of its receptions (131 of 212).

DECEMBER RECORD

- The University of Miami is 33-30-2 all-time in the month of December but since Howard Schnellenberger's first season as UM's head coach in 1979, the Hurricanes are 12-2 in the year's final month.
- The Emerald Bowl marks Randy Shannon's first game in the month of December as the head football coach at the University of Miami.
- Miami's last game in the month of December was the 2006 MPC Computers Bowl. The 'Canes beat Nevada, 21-20, on Dec. 31 in Boise, Idaho.

DEFENSIVE DOMINANCE

- The University of Miami has always taken pride in its defense and the Hurricanes are proving that once again this season. Since 2001, Miami has ranked in the Top 25 nationally in total defense five times and heading into the bowl game, the Hurricanes are looking to move that number up to six. UM is currently ranked 25th nationally in total defense, 13th in passing defense and 25th in sacks.

MIAMI DEFENSES FROM 2001-2008

Year	Total	Rank	Scoring	Rank	Rushing	Rank	Passing	Rank
2008	315.75	25th	24.17	56th	146.42	70th	169.33	13th
2007	345.9	33rd	26.0	52nd	133.8	40th	212.2	35th
2006	255.5	7th	15.5	13th	67.9	4th	187.9	40th
2005	270.1	4th	14.3	4th	117.9	23rd	152.2	1st
2004	328.1	28th	17.0	13th	155.0	67th	173.1	9th
2003	257.5	2nd	15.1	4th	114.0	21st	143.5	1st
2002	285.0	7th	19.1	22nd	165.3	72nd	119.7	1st
2001	270.9	6th	9.4	1st	132.7	40th	138.2	2nd

COOPER PASSING CAREER MARKS

• Sophomore running back Graig Cooper surpassed one career mark against Virginia Tech and another against Georgia Tech. Cooper, who was UM's leading rusher as a freshman in 2007, again leads the Hurricanes' ground attack in '08. This season, he has three 100-plus yard rushing games, including a 131-yard performance against Virginia in Charlottesville. He has a team-high six touchdowns this season - one more than he had last year. Below is a comparison of Cooper's numbers from last year to this season:

Graig Cooper	2007	2008	Difference
Rushing Yards	682	778	+96
Receiving Yards	129	102	-27
All-Purpose Yards	887	1,059	+172

FRESHMEN FRENZY

• Eight University of Miami freshmen have scored a touchdown this season, easily the highest total in the country. Michigan is second with six, while Idaho and Arkansas are tied for third nationally with five freshmen. Florida State, UCF, Georgia and Northern Illinois follow that group in a four-way tie for fifth. Travis Benjamin, who is tied for second on the team with four touchdowns this season, leads a pack of UM freshmen that includes Aldarius Johnson and Laron Byrd (3 TDs apiece), Jacory Harris, Robert Marve (2 TDs apiece) and three more that have reached paydirt once (Davon Johnson, Thearon Collier and Sean Spence).

- Below is a list of the schools with the highest number of freshman that have scored at least one touchdown this season:

Rank	School	Touchdowns
1.	<i>Miami</i>	8
2.	Michigan	6
3t.	Idaho	5
	Arkansas	5
5t.	Florida State	4
	UCF	4
	Georgia	4
	Northern Illinois	4
9t.	Alabama	3
	USC	3
	UCLA	3
	Colorado	3
	Arizona	3
	Houston	3
	Georgia Tech	3
	Notre Dame	3
	Texas A&M	3
	TCU	3
	UNLV	3

DUAL-THREAT QBS

• Both UM quarterbacks this season have shown the ability to get out of the pocket and pick up yards with their feet. In fact, three of UM's seven highest single-game rushing totals by a quarterback since Oct. 14, 1978 came this season, with Robert Marve totaling 56 rushing yards against Wake Forest and 44 against Virginia Tech while Jacory Harris ran for 53 versus Duke. In fact, Marve's 56 yards against Wake Forest was the most rushing yards by a UM quarterback since Nov. 25, 1978 when Mike Rodrigue ran for 61 yards against Syracuse. There has only been one 100-yard game by a UM quarterback in the last 31 years, a 114-yard effort by Kenny McMillan against Georgia Tech in the 1978 season. Since the start of the 1979 season, Marve and Harris own three of the program's five-highest rushing totals by a quarterback over the last 30 years.

MOST RUSHING YARDS BY A MIAMI QUARTERBACK IN A GAME (SINCE OCT. 14, 1978)

Quarterback	Att	Yds	Opponent	Date
Kenny McMillan	7	77	San Diego State	Nov. 18, 1978
Mike Rodrigue	8	61	Syracuse	Nov. 25, 1978
Robert Marve	9	56	Wake Forest	Oct. 25, 2008
Jacory Harris	10	53	Duke	Oct. 18, 2008
Ryan Collins	4	53	Temple	Oct.30, 1993
Kirby Freeman	9	51	Maryland	Nov. 11, 2006
Robert Marve	14	44	Virginia Tech	Nov. 13, 2008
Kyle Wright	8	44	FIU	Sept. 15, 2007
Ryan Collins	7	44	Rutgers	Nov.14, 1993



REVOLVING RECEIVERS

- Freshman wide receiver Laron Byrd is the only Miami player to have caught a pass in 11 of UM's 12 contests thus far.
- Freshmen Aldarius Johnson and Thearon Collier are first and second on the team in receptions, with 30 and 25 respectively, while sophomore running back Graig Cooper ranks third with 24, despite not recording a catch in the season's first three games.
- Following Johnson, Collier and Cooper, is junior tight end Dedrick Epps (22 catches), senior wide receiver Kayne Farquharson (18) and Byrd (18). Following that group, freshman Travis Benjamin has 16, junior Sam Shields has 11 while sophomore Leonard Hankerson and junior running back Javarris James each have 10.
- Players with less than 10 catches that have played in eight or more games include Chris Zellner (6), Davon Johnson (5), Khalil Jones (5), Derron Thomas (4), Richard Gordon (3) and Pat Hill (2).
- Johnson's eight receptions against Duke (10/18) was the most receptions in a game for a UM player since Greg Olsen had eight receptions against North Carolina on Oct. 7, 2006.

2008 TEAM AWARDS

The University of Miami football program held its annual awards banquet at the Westin Colonnade in Coral Gables on Dec. 14, where award winners were announced for the 2008 season. Here is a list of this year's award winners:

Defensive Scout Team Player of the Year

Gavin Hardin

Offensive Scout Team Player of the Year

Damien Berry

Most Versatile Player

Graig Cooper

Hard Hitter Award

Sean Spence

Special Teams Player of the Year

Sam Shields

Strength Training Athlete of the Year

Khalil Jones

Nick Chickillo Most Improved Player

Chris Rutledge

Walt Kichefski Hurricane Award

(commitment, consistency)

Khalil Jones

Albert Bentley Most Valuable Walk-On Award

Chris Ivory

Jack Harding Award (Team MVP)

Matt Boshier

Mariutto Scholar Athlete (highest G.P.A.)

Xavier Shannon

Plumer Memorial Award (leadership, motivation, spirit)

Glenn Cook

Dale Melching Award (leadership)

Glenn Cook

U. Miami Sports Hall of Fame Unsung Hero Award

Patrick Hill

COUNTING COOPER

- Sophomore running back Graig Cooper has a team-high six touchdowns this season (four rushing, one receiving, one punt return). That total is the highest single season touchdown total at UM since 2005 when Tyrone Moss and Sinorice Moss scored 12 and six touchdowns respectively. Last season, Cooper led the team with five touchdowns, while in 2006, then-freshman Javarris James also led the Hurricanes with five touchdowns. Junior running back Javarris James and freshman wide receiver Travis Benjamin are currently tied for second on the team with four touchdowns apiece.

MIAMI'S RETURN TO THE TOP 25

- The University of Miami entered the Associated Press Top 25 the week of Nov. 16-22 after beating Virginia Tech on Nov. 13 at Dolphin Stadium. The Hurricanes, who were 7-3 overall and 4-2 in ACC play at the time, had won five straight games for the first time since 2005. The last time the Hurricanes were ranked prior that was in 2006, when the 15th-ranked 'Canes lost at Louisville on Sept. 16 of that year. The

Hurricanes were also ranked 23rd in the Bowl Championship Series (BCS) poll after beating VT and were just outside of the Top 25 in the USA Today Coaches' Top 25. After UM's loss to Georgia Tech on Nov. 20, the 'Canes fell out of the polls.

MIAMI FOURTH AMONG BCS TEAMS IN DIFFERENT RECEIVERS

- Miami is ranked in a tie for fourth nationally with 18 different players who have caught a pass this season. Only Troy (22), Tulane (19) and Arizona State (19) have more players with a catch. The Hurricanes are tied with Idaho, Louisiana, Syracuse and Nebraska for fourth nationally.

NUMBER OF DIFFERENT PLAYERS WITH A CATCH

Rk	Team	Players
1.	Troy	22
2t.	Tulane	19
	Arizona State	19
4t.	Miami	18
	Idaho	18
	Louisiana	18
	Nebraska	18
	Syracuse	18

UNCOMMON SPENCE

- Freshman linebacker Sean Spence has taken on an increased role the last eight games with regular starter Colin McCarthy out of the lineup. Spence, who ranks third on the team with 62 tackles, has shown big play ability early in his career. His first career sack came against 2007 Heisman Trophy winner Tim Tebow, while his first career touchdown came on a seven-yard interception return of a pass thrown by FSU's Christian Ponder on Oct. 4. For the season, the Miami native has seven-and-a-half tackles for a loss, in addition to adding two pass break-ups and a forced fumble.

LOCKER ROOM LEVERAGE

- The 'Canes are out-scoring opponents 191-to-117 in the first and third quarters combined. UM is out-scoring its opponents by 39 points in the first (90-to-51) and 35 in the third (101-66). Miami also holds an edge in the fourth quarter, scoring 91 points thus far to its opponent's 75.

HURRICANES AT DOLPHIN STADIUM

- Miami is 7-2 all-time in games played in Dolphin Stadium. The 'Canes closed out this season's home slate with a record of 4-2 in their new home, with wins over Charleston Southern, UCF and Wake Forest and Virginia Tech and a pair of losses to ACC foes North Carolina and rival Florida State. Before this season, the Hurricanes defeated Virginia, 31-21, in the Carquest Bowl in 1996; NC State, 46-23, in 1998 in the Micron PC Bowl and FSU, 16-14, in the 2003 Orange Bowl.

TURNING POINT

- After creating just three turnovers in its first four games, the Hurricanes returned to their usual ways the last eight contests, forcing 11 turnovers (three interceptions, eight fumbles) since the FSU game on Oct. 4. FSU's Christian Ponder was picked off twice - once by senior cornerback Bruce Johnson (his first of the season) and once by freshman linebacker Sean Spence (his first career pick). A pair of FSU fumbles were also recovered by senior saftey Ryan Hill (his second recovery this year) and redshirt freshman Adewale Ojomo (his first career). The 'Canes had a couple of crucial fumble recoveries in the win at Virginia, with Johnson (late in the 4th) and Ojomo (overtime) falling on the a pair of late fumbles. In UM's last game, freshman corner Brandon Harris recorded his first interception in the first half against the Wolfpack.



MISSING MCCARTHY

• With junior linebacker Colin McCarthy out, Miami's defense suffered a serious blow. McCarthy, who played a key role the UM's first four games, left a big void in the linebacking core and maybe just as importantly, on special teams. No UM defender had more tackles than McCarthy over the previous year-and-a-half when he suffered his injury, with the Clearwater native collecting 74 last season and 17 this year in Miami's first four games. In addition to his play on the defensive side of the football, McCarthy had been a key contributor on special teams, setting several crucial blocks for UM return men on punts and kickoffs.

SHARPTON'S STRETCH

• Junior linebacker Darryl Sharpton has been one of UM's top tacklers this season, collecting 56 tackles on the year. He was at his best however in the month of October, when he recorded eight tackles against FSU, seven against UCF, 10 at Duke and seven again versus Wake Forest in a span of 22 days. Sharpton, who averages 4.7 tackles per game on the year, stepped up his game with an 8.0 tackle-per-game average in that stretch from Oct. 4 to Oct. 25.

FOURTH DOWN FORTUNE

• Miami is 21st nationally in fourth-down efficiency on offense this season, converting 11 of 17 attempts. The 'Canes also rank in a tie for 20th nationally in fourth-down efficiency on defense. The Hurricanes have stopped their opponents 12 out of 19 times on fourth down this season.

MIAMI SECOND IN THE NATION IN SCORES BY RETURNS THIS DECADE

• Since the turn of the century, only Virginia Tech has scored more touchdowns than Miami on various returns. UM has three total returns this year while Virginia Tech has five. Kansas State, tied for second with Miami with 60 scores by returns since 2000, has nine this season. Here's the list:

Most Touchdowns Via Returns Since 2000

School	2000	2001	2002	2003	2004	2005	2006	2007	2008	Bwls	Total
Virginia Tech	.6	.7	.7	.10	.6	.6	.5	.8	.5	.3	.63
Miami	.13	.11	.6	.10	.8	.3	.1	.2	.3	.3	.60
Kansas State	.5	.2	.12	.5	.5	.5	.9	.7	.9	.1	.60
Texas	.6	.6	.7	.9	.2	.7	.8	.4	.4	.3	.56
Fresno State	.5	.3	.5	.4	.6	.7	.3	.3	.8	.3	.47
Florida State	.4	.5	.6	.6	.3	.4	.3	.4	.4	.5	.44
NC State	.2	.4	.9	.10	.5	.2	.4	.3	.3	.1	.43
Nebraska	.7	.5	.6	.4	.4	.4	.0	.3	.4	.3	.42
Colorado	.4	.7	.7	.1	.6	.3	.1	.3	.3	.4	.39
Wake Forest	.2	.2	.3	.6	.5	.3	.2	.10	.3	.0	.36
East Carolina	.5	.4	.5	.4	.3	.0	.4	.2	.6	.3	.36
Notre Dame	.6	.4	.9	.1	.1	.5	.4	.3	.2	.0	.35
Texas Tech	.7	.8	.5	.3	.2	.3	.2	.1	.3	.1	.35

TAKIN IT AWAY

• The University of Miami has always taken pride in creating turnovers. Since 2001, the Hurricanes have created at least 20 turnovers every season, including a national-high of 45 in 2001. During that seven-plus year span, UM ranks ninth nationally with 215 turnovers (28.7 per season through 2007).

Bowl Subdivision - Turnovers Forced Since 2001

Rk	Team	2001	2002	2003	2004	2005	2006	2007	2008	Total
1.	Southern Cal	33	36	42	38	38	22	28	26	263
2.	Virginia Tech	34	37	26	32	27	27	31	30	244
3.	Oklahoma	33	36	34	22	23	32	28	32	240
4.	West Virginia	24	34	36	25	31	24	34	26	234
5.	Southern Miss	28	27	33	23	34	25	28	28	226
6.	Oregon State	20	33	30	31	22	33	34	20	223
7.	Washington State	35	25	48	29	19	30	23	13	222
8.	Texas	28	35	29	23	27	32	27	16	217
9.	Miami	45	24	31	27	28	21	25	14	215
10.	USF	28	36	25	11	30	25	42	17	214

DON'T BLINK NOW

• When Miami's offense gets the ball in its hands, you better not get up out of your seat or you might miss something. Twenty-three of UM's 36 offensive touchdowns this season have come on drives of three minutes or shorter, with 10 of those 36 TDs coming in under a minute. In fact, prior to the Virginia game, UM's longest touchdown drive in terms of used game clock was only a 4:28-drive resulting in a Shawnbrey McNeal one-yard rushing touchdown with 4:19 to play in the fourth quarter against Duke.

- The team's quick-strike ability was on display against Texas A&M in College Station, when three offensive TD drives lasted 35 seconds, 27 seconds and eight seconds respectively.
- Against FSU, UM had two touchdown drives of less than 30 seconds, with Travis Benjamin reaching the endzone on both. His first touchdown was the lone play of a seven-second drive that saw him score on a run early in the second half. His second came on another one-play drive that lasted just 21 seconds with running back Graig Cooper hooking up with Benjamin on a 51-yard touchdown pass.
- Versus UCF, Miami recorded its third TD drive that lasted less than 10 seconds, with a one-play, five-yard touchdown run by Graig Cooper to secure the win for the Hurricanes.
- Of the seven touchdowns UM scored at Duke, five came in under 2:05 and four came in less than 1:20.
- The quick-scoring trend changed however against Virginia and Virginia Tech, with UM's three longest drives in terms of clock used came in these two games.
- Against Georgia Tech, all three of UM's TD drives came under three-and-a-half minutes.
- The 'Canes scored their fourth touchdown in less than 10 seconds against NC State when Robert Marve connected with Dedrick Epps on a 69-yard pass - the team's longest play from scrimmage this year.

• Below is a list of UM's TD drives this season:

Opp.	TD	Drive	Time
CSU	Jacory Harris 30-yard run	7-67	2:37
CSU	Javarris James 7-yard run	9-43	4:19
CSU	Leonard Hankerson 7-yard pass from Jacory Harris	5-60	2:15
CSU	Graig Cooper 14-yard run	2-14	0:12
CSU	Derron Thomas 5-yard run	6-60	2:55
CSU	Shawnbrey McNeal 1-yard run	7-49	3:44
TAMU	Graig Cooper 19-yard run	4-59	1:44
TAMU	Graig Cooper 51-yard run	2-62	0:35
TAMU	Thearon Collier 26-yard pass from Robert Marve	3-41	0:27
TAMU	Kayne Farquharson 15-yard pass from Robert Marve	1-15	0:08
UNC	Kayne Farquharson 9-yard pass from Robert Marve	8-89	3:58
UNC	Graig Cooper 11-yard pass from Robert Marve	3-11	0:50
UNC	Aldarius Johnson 4-yard pass from Robert Marve	8-37	4:00
FSU	Travis Benjamin 18-yard run	1-18	0:07
FSU	Travis Benjamin 51-yard pass from Graig Cooper	1-51	0:21
FSU	Jason Fox 5-yard run	15-78	3:43
UCF	Travis Benjamin 25-yd pass from Robert Marve	8-68	2:55
UCF	Graig Cooper 5-yard run	1-5	0:07
DUKE	Davon Johnson 17-yd pass from Robert Marve	6-45	1:40
DUKE	Chris Zellner 9-yd pass from Jacory Harris	6-68	1:15
DUKE	Jacory Harris 15-yd run	3-69	1:09
DUKE	Aldarius Johnson 6-yd pass from Jacory Harris	5-59	2:03
DUKE	Travis Benjamin 25-yd pass from Jacory Harris	3-28	0:52
DUKE	Laron Byrd 10-yd pass from Jacory Harris	10-55	3:44
DUKE	Shawnbrey McNeal 1-yd run	9-46	4:28
WAKE	Robert Marve 1-yd run	7-65	3:44
UVA	Robert Marve 6-yd run	10-86	4:53
UVA	Laron Byrd 26-yd pass from Jacory Harris	15-95	7:06
VT	Javarris James 3-yd run	12-76	5:22
GT	Dedrick Epps 18-yd pass from Robert Marve	7-66	2:16
GT	Leonard Hankerson 13-yd pass from Jacory Harris	8-66	3:32
GT	Kayne Farquharson 25-yd pass from Jacory Harris	5-98	1:43
NCSU	Dedrick Epps 69-yd reception from Robert Marve	1-69	0:09
NCSU	Javarris James 1-yd run	9-45	4:55
NCSU	Javarris James 1-yd run	7-64	3:28
NCSU	Laron Byrd 25-yd pass from Jacory Harris	7-71	1:52



HURRICANES IN THE ACC

• The following is a list of where UM ranks as a team and individually in the Atlantic Coast Conference heading into the bowl season:

Team

- Scoring Offense - 2nd (27.9)
- Scoring Defense - 11th (24.2)
- Pass Offense - 6th (197.0)
- Pass Defense - 3rd (169.3)
- Rush Offense - 6th (130.1)
- Rush Defense - 9th (146.4)
- Total Offense - 5th (327.1)
- Total Defense - 7th (315.8)
- Pass Efficiency - 7th (118.5)
- Kickoff Returns - 11th (19.4)
- Punting - 3rd (36.9)
- Punt Return Average - 1st (11.5)
- Turnover Margin - 12th (-0.75)
- First Downs - 9th (16.9)
- Opponent First Downs - 6th (16.9)
- Sacks By - 5th (31)
- Sacks Against - 6th (25)
- Penalties - 11th (47.9)
- Opponent Penalties - 10th (43.9)
- Pass Def. Efficiency - 8th (117.7)
- Third Down Conversions - 11th (33.7)
- Opp. Third Down Conversions - 7th (37.4)
- Fourth Down Conversions - 2nd (64.7)
- Opp. Fourth Down Conversions - 4th (36.8)
- Field Goals - 1st (.895)
- PAT Kicking - 1st (1.000)
- Kickoff Coverage - 9th (41.2)
- Time of Possession - 9th (29.05)
- Red Zone Offense - 1st (93.2)
- Red Zone Defense - 12th (94.9)

Individual

- Graig Cooper** Rushing - 7th (64.8)
- Matt Boshier** Punting - 2nd (41.1)
- Overall Scoring - 3rd (7.4)
- Kick Scoring - 2nd (7.4)
- Field Goals - 3rd (1.42)
- PAT Kicking % - t-1st (100.0)
- FG Percentage - 2nd (89.5)
- Robert Marve** Passing Average - 9th (117.5)
- Passing Efficiency - 8th (107.2)
- Travis Benjamin** Punt Return Average - 1st (11.5)
- Kick Return Average -9th (22.7)
- Jacory Harris** Passing Average - 10th (83.5)
- Glenn Cook** Tackles - t-25th (6.0)
- Anthony Reddick** Tackles - t-35th (5.4)
- Sean Spence** Tackles - 40th (5.2)
- Allen Bailey** Sacks - 12th (0.45)
- Lovon Ponder** Fumbles Forced - 8th (0.20)
- Adewale Ojomo** Fumbles Recovered - 7th (0.20)

RUNNING WILD

- Sophomore Graig Cooper leads the team in both rushing yards (778) and all-purpose yards (1,059) while junior Javarris James (283 - rush, 115 - receiving) ranks third on the team in all-purpose yards with 398, despite missing the better part of five games this year.
- Cooper, who has three 100-plus yard performances on the ground this year (vs. A&M, UNC and UVa), leads the team with six total touchdowns (four rush, one rec., one punt return) while James is tied for second with four and sophomore Shawnbrey McNeal has two.
- Senior Derron Thomas is fourth on the squad in rushing (111 yards on 31 carries) while McNeal and freshman Lee Chambers have 62 and 56 yards on the ground respectively in limited action.
- The Hurricanes have rushed for over 100 yards in 10 of 12 games this season, with the three-highest totals coming against Charleston Southern (224), Virginia (197) and Texas A&M (159).

COACHES AT THEIR ALMA MATERS

• Randy Shannon is one of just 15 head coaches currently coaching their alma maters. The Hurricanes faced two coaches coaching at their alma maters this season in Virginia Tech's Frank Beamer and Virginia's Al Groh.

- Chris Ault** - Nevada
- Frank Beamer** - Virginia Tech
- Troy Calhoun** - Air Force
- Steve Fairchild** - Colorado State
- Pat Fitzgerald** - Northwestern
- Ralph Friedgen** - Maryland
- Al Groh** - Virginia
- Mike Gundy** - Oklahoma State
- Brady Hoke** - Ball State
- Rick Neuheisel** - UCLA
- Randy Shannon** - *Miami*
- Mark Snyder** - Marshall
- Dave Wannstedt** - Pittsburgh
- Charlie Weis** - Notre Dame
- Paul Wulff** - Washington State

YOUNG'S EARLY INFLUENCE

- New defensive coordinator Bill Young has the UM defense playing well in his first season at Miami in 2008. Traditionally known for having one of the most athletically talented defenses nationally, UM appears to be regaining some of its success Hurricanes' fans have become accustomed to the last three decades.
- Heading into the bowl game, the Hurricanes rank 25th nationally in total defense (315.75 ypg), 13th in passing defense (169.33 ypg) and 70th in rushing defense (146.42 ypg). The Hurricanes also rank 20th nationally in tackles for losses (6.83 pg) and 25th in sacks per game (2.50).
- The 'Canes, after holding Charleston Southern to just 126 total yards of offense in the opener, shut down the fifth-ranked Gators' ground attack in Gainesville, holding 2007 Heisman Trophy winner Tim Tebow and the UF rushing game to just 89 rushing yards on 27 carries (3.29 ypc). In fact, the Miami defense held a strong Gators offense to just 18.85 yards per drive on UF's first seven drives of the contest.
- Against A&M, the Aggies gained just 87 yards on 35 carries for an average of 2.5 yards per carry.
- Versus UNC on Sept. 27, the Hurricanes held the Tar Heels to just 35 yards on 33 carries (1.1 ypc). UNC RB Greg Little, who was averaging 60 yards rushing per game coming in, was held to just 38 yards while back-ups Ryan Houston and Shaun Draughn were held to just 18 and 13 yards respectively.
- UM's passing defense had a strong game against rival FSU on Oct. 4, collecting two interceptions while holding the Seminoles to just 159 yards through the air.
- Versus UCF, the UM defense held the Knights to just 78 yards of total offense and sacked the UCF quarterbacks five times.
- Against Duke, Miami's defense forced the Blue Devils into seven punts, and held them to just six third down conversions on 17 attempts.
- The 'Canes held Wake Forest - the ACC's top-passing offense at the time - to just 57 yards through the air on Oct. 25.
- In Charlottesville, UM held one of the ACC's top ground games in check, limiting the Cavs to 71 rushing yards on 23 attempts.



- In UM's win over Virginia Tech, Miami held Hokie running back Darren Evans to just 43 yards on 17 carries, a week after he ran for 253 against Maryland on Nov. 6. The Hurricanes also tallied a season-high six sacks against Virginia Tech.

TRUE FRESHMEN ON TAP

- According to available information, Jacory Harris was the first TRUE freshman to start at quarterback in a season opener for the University of Miami in his collegiate debut versus Charleston Southern. Miami has 33 newcomers on its squad this season with a 2008 recruiting class ranked No. 1 in the country by ESPN.com. Of the 100 total players on the roster, the Hurricanes list 40 freshmen - 31 true freshmen and nine redshirt freshmen. Three true freshmen started for Miami in the season-opener in Harris, wide receiver Aldarius Johnson and defensive end Marcus Robinson.

- Overall, 21 true freshmen played in the season-opening game: Harris, Robinson, Aldarius Johnson (WR), Thearon Collier (WR), Jordan Futch (LB), Kendal Thompkins (WR), Laron Byrd (WR), Travis Benjamin (WR), Davon Johnson (WR), Andrew Smith (DL), Marcus Forston (DL), Gavin Hardin (DL), Brandon Harris (DB), Vaughn Telemaque (DB), Sean Spence (LB), Jeremy Lewis (DL), Joe Wylie (DB), Arthur Brown (LB), Micanor Regis (DL), John Calhoun (FB) and Cannon Smith (QB).

FOX IN THE FLAT

- Miami's anchor on the offensive line - left tackle Jason Fox - is one of a number of players on the UM roster that played multiple positions in high school. Fox, who stands 6-foot-7 and weighs 307 pounds, was recruited as an offensive lineman but also spent time as a tight end during his prep playing days. His versatility was on display late in the Florida State game when, after quarterback Robert Marve rolled right, Fox slid back behind Marve on the left side, caught a backwards pass, and ran it in for a five-yard touchdown.

FIRST IMPRESSIONS

- UCF was the 151st different team Miami has played in its 82 seasons of football. The Hurricanes are 93-56-2 (.623) in first-ever meetings with their opponents, including 10 straight wins in inaugural meetings with teams.
- Since 1991, the Hurricanes are 15-1 in their first meetings with schools and have outscored those 16 opponents by an average of 38.7 to 10.9.

FIRST MEETINGS SINCE 1991

Year	School	Result	Score
2008	UCF	.W	20-14
2008	Charleston Southern	.W	52-7
2007	Marshall	.W	31-3
2006	Florida International	.W	35-0
2005	South Florida	.W	27-7
2002	Connecticut	.W	48-14
2001	Troy State	.W	38-7
2000	McNeese State	.W	61-14
1997	Arkansas State	.W	47-10
1996	vs. Virginia	.W	31-21
1994	Washington	.L	20-38
1994	at Arizona State	.W	47-10
1993	Rutgers	.W	31-17
1991	at Arizona	.W	36-9
1991	Long Beach State	.W	55-0
1991	Oklahoma State	.W	40-3
Totals		15-1	619-174

WINNING STREAK NOTES (10/11 - 11/13)

- Below are some notes and highlights from UM's five-game winning streak from Oct. 11 to Nov. 13:
- Miami's defense was one of the best teams in the country on third down during the team's five-game win streak. In UM's 2-3 start, the Hurricanes only stopped their opposition 50 percent of the time (38 stops in 76 chances). During the team's streak beginning with the UCF game and ending with the Virginia Tech contest, the Hurricanes boasted a 77 percent success rate (56 stops in 73 chances).
- The 'Canes held the ball for 86:32 after halftime during the streak, 23:04 more than their opponents had the ball after the break (63:28).

- Linebackers Sean Spence and Glenn Cook tied for team-high 32 tackles during UM's winning streak. The duo combined for at least 10 tackles in each of the five contents (16 - UCF, 13 - Duke, 11 - Wake Forest, 13 - Virginia, 11 - Virginia Tech).
- After collecting just nine sacks in UM's first five games, the Hurricanes collected 15 during the next five.
- All four of DE Allen Bailey's sacks came during the winning streak.
- Linebacker Romeo Davis had 20 tackles during the streak, after collecting just five in the first five contests.
- UM's passer efficiency rating was 118.52 during the streak, compared to 111.11 prior to.
- The team's average yards per catch improved from 9.7 (prior to) to 12.1 (during).
- Opponents passed for just 735 yards during the streak (147 ypg) compared to 1,031 yards the first five contests (206.2 ypg).
- UM's defense allowed just 2.7 yards per rush, compared to 3.0 during the first five games.
- UM's defense allowed just 5.2 yards per pass, compared to 7.2 during the first five games.
- Freshmen Thearon Collier and Laron Byrd made at least one catch in each of UM's games during the streak.
- Miami out-scored its opposition 81-to-28 after halftime during the streak, compared to just an 84-to-75 advantage in the second half of the first five games.
- The Hurricanes saw a 10 percent improvement in their red zone offense during the streak (90 to 100) while their opponents have dropped off eight percent (100 to 92).
- The Hurricanes were a perfect 5-0 during the streak despite throwing seven interceptions on offense, while at the same time not picking off a single opponent's pass over that span.
- Freshmen wide receivers Aldarius Johnson and Travis Benjamin combined for 25 of the team's 76 receptions during the streak (Johnson - 15, Benjamin - 10).

HARRIS' HISTORIC START

- When true freshman Jacory Harris started UM's opener against Charleston Southern on Aug. 28, it marked the first time since the 1983 season that a freshman started the first game of the season. Redshirt freshman Bernie Kosar started the 1983 opener at Florida and finished his first collegiate game 24-of-45 for 223 yards and three interceptions as UF beat UM, 28-3, on Sept. 13, 1983 in Gainesville. Miami would go on to finish 11-1 that season, winning its first national title.

UM STARTING QUARTERBACKS IN SEASON OPENERS

2008 – Jacory Harris (Fr.), vs. Charleston Southern (8/28)
 2007 – Kirby Freeman (Jr.), vs. Marshall (9/1)
 2006 – Kyle Wright (Jr.), vs. Florida State (9/4)
 2005 – Kyle Wright (So.), at Florida State (9/5)
 2004 – Brock Berlin (Sr.), vs. Florida State (9/10)
 2003 – Brock Berlin (Jr.), at Louisiana Tech (8/28)
 2002 – Ken Dorsey (Sr.), vs. Florida A&M (8/31)
 2001 – Ken Dorsey (Jr.), at Penn State (9/1)
 2000 – Ken Dorsey (So.), vs. McNeese State (8/31)
 1999 – Kenny Kelly (So.), vs. Ohio State (8/29)
 1998 – Scott Covington (Sr.), vs. East Tennessee State (9/5)
 1997 – Ryan Clement (Sr.), at Baylor (8/30)
 1996 – Ryan Clement (Jr.), at Memphis (8/31)
 1995 – Ryan Collins (Sr.), at UCLA (9/2)
 1994 – Frank Costa (Sr.), vs. Georgia Southern (9/3)
 1993 – Frank Costa (Jr.), at Boston College (9/4)
 1992 – Gino Torretta (Sr.), at Iowa (9/5)
 1991 – Gino Torretta (Jr.), at Arkansas (8/31)
 1990 – Craig Erickson (Sr.), at BYU (9/8)
 1989 – Craig Erickson (Jr.), at Wisconsin (9/9)
 1988 – Steve Walsh (Jr.), vs. Florida State (9/3)
 1987 – Steve Walsh (So.), vs. Florida (9/5)
 1986 – Vinny Testaverde (Sr.), at South Carolina (8/30)
 1985 – Vinny Testaverde (Jr.), vs. Florida (9/7)
 1984 – Bernie Kosar (So.), vs. Auburn (8/27)
 1983 – Bernie Kosar (Fr.), at Florida (9/4)



ACC WEEKLY HONORS THIS SEASON

ADKINS, HARRIS EARN ACC WEEKLY HONORS (AUG. 25-31)

• University of Miami football players Spencer Adkins and Jacory Harris earned Atlantic Coast Conference Weekly honors the week of Aug. 25-31. Harris earned Rookie of the Week honors after starring in his first collegiate game, completing 16-of-26 passes for 190 yards while accounting for two touchdowns – one through the air and one on the ground -- in leading Miami to a 52-7 win over Charleston Southern. Harris led the 'Canes to touchdowns on four of their first five possessions. He scored his first collegiate touchdown on a 30-yard run on the seventh play of the game and finished with 212 yards of total offense. Adkins and UNC's E.J. Wilson also earned co-Defensive Lineman of the Week honors. Adkins helped a UM defense that held CSU to 126 total yards and 49 rushing yards. Adkins tallied three solo tackles, two tackles for loss and recorded two sacks from his middle linebacker position.

COOK, MARVE EARN ACC WEEKLY HONORS (SEPT. 15-21)

• University of Miami football players Glenn Cook and Robert Marve earned Atlantic Coast Conference weekly honors after the performances in UM's win at Texas A&M on Sept. 20. It is the second time this season the Hurricanes had a Rookie and a Defensive Lineman of the Week. Marve earned Rookie of the Week honors after earning his first career win as UM's starting QB. He made his second career start, he completed 16-of-22 passes for 212 yards and two touchdowns. He threw his first career touchdown with 20 seconds remaining in the first half – a 26 yarder to freshman receiver Thearon Collier - and later had a 16-yarder to Kayne Farquharson in the third quarter. Marve completed 13 of his first 16 passes. For the game, he completed 72.7 percent of his passes. Cook picked up a season-high nine tackles (three solo and six assisted) – one shy of his career-high and returned a fumble for a touchdown. It was his second career fumble return for a TD. He knocked the ball loose, picked it up and ran it back two yards for a touchdown in the third quarter giving the Hurricanes a 41-10 lead. He also had a half tackle for loss.

HARRIS EARNS SECOND ACC WEEKLY HONORS (OCT. 12-18)

• University of Miami freshman quarterback Jacory Harris has earned Atlantic Coast Conference Rookie of the Week honors announced by the league office on Oct. 20. It is Harris' second ACC weekly honor this season. Harris threw a career-high four touchdown passes and ran for another touchdown in helping Miami to a 49-31 road win at Duke. He completed 18-of-28 passes for 185 yards and rushed 10 times for 53 yards. He was the first Miami quarterback since Kyle Wright against Wake Forest in 2005 to toss four TDs. He also was the first Hurricane since Wright – in that same Wake Forest game - to account for five touchdowns in a game. His 6-yard touchdown pass to Aldarius Johnson in the third quarter put the Hurricanes ahead for good and was one of three touchdowns he led Miami to in that quarter.

MARVE EARNS ACC WEEKLY HONOR AGAIN (OCT. 19-25)

• Robert Marve earned Atlantic Coast Conference Rookie of the Week honors announced by the league office on Oct. 27. Marve secured his second Rookie of the Week honor of the season this week by accounting for 209 of Miami's 296 yards in the Hurricanes' 16-10 win over Wake Forest. He was 11-for-20 through the air for 153 yards and rushed nine-times for 56 yards, including his first career rushing touchdown. Marve earned ACC Rookie of the Week honors earlier this season after his performance against Texas A&M. True freshman quarterback Jacory Harris earned the same honor last week after UM's win over Duke.

HARRIS EARNS ACC WEEKLY HONOR AGAIN (OCT. 26 - NOV. 1)

• Jacory Harris has earned Atlantic Coast Conference Rookie of the Week honors announced by the league office on Nov. 3. Harris threw the game-tying and game-winning TD passes in Miami's 24-17 overtime win over Virginia, completing 12 of 21 passes for 160 yards, to claim his third ACC Rookie-of-the-Week honor. Harris rallied the Hurricanes on the road at Virginia completing a 26-yard touchdown pass to Laron Byrne with 55 seconds left in regulation and a 9-yard touchdown pass to Aldarius Johnson in overtime. He completed 57.1 percent of his passes.

It was the second time in three weeks that Harris rallied the Hurricanes on the road in helping push their winning streak to four games.

ROBINSON, BOSHER EARN WEEKLY HONOR (NOV. 9-15)

• Marcus Robinson and Matt Boshier earned Atlantic Coast Conference weekly honors announced by the league office on Nov. 10. Robinson earned Defensive Lineman of the Week honors. He led a Miami defense that held Virginia Tech to 77 yards rushing on Thursday night. He recorded a career-best three sacks in his second career start and finished the game with a team-high seven tackles which included four tackles for loss. Boshier was chosen ACC Specialist of the Week. He averaged 42.0 yards on five punts, which included a long of 45 yards in Miami's 16-14 win over Virginia Tech on Thursday night. The Lou Groza Award semifinalist also was a perfect 3-for-3 on field goals.

NATIONAL HONORS THIS SEASON

BOSHER NAMED LOU GROZA AWARD SEMIFINALIST

• University of Miami sophomore kicker/punter Matt Boshier was named a semifinalist for the Lou Groza Collegiate Place-Kicker Award given to the nation's top kicker. Boshier was one of 20 semifinalists in contention for the award that was eventually won by Florida State's Graham Gano. The Lou Groza Award is sponsored by the Palm Beach County Sports Commission. The 2008 Groza Award semifinalists were: Josh Arauco, Arkansas State; Jason Bondzio, Arizona; Matt Boshier, Miami; Ross Evans, TCU; Graham Gano, Florida State; Sam Glusman, Troy; Ryan Harrison, Air Force; Matt Harmon, Navy; Kevin Kelly, Penn State; Dustin Keys, Virginia Tech; Jose Martinez, UTEP; Pat McAfee, West Virginia; Jonathan Phillips, Florida; Jake Rogers, Cincinnati; Louis Sakoda, Utah; Patrick Shadle, Syracuse; Joshua Shene, Mississippi; Leigh Tiffin, Alabama; Phillip Welch, Wisconsin; Jeff Wolfert, Missouri. The Lou Groza Collegiate Place-Kicker Award presented by the FedEx Orange Bowl was announced on the Home Depot ESPNU College Football Awards that aired on ESPN on Thursday, Dec. 11. A panel that consists of coaches, other college football officials, former winners and football writers selected the three finalists. The award is named in honor of one of the all-time great kickers in Football history, Lou Groza. Groza played 21 seasons for the Cleveland Browns setting numerous franchise records, including most games played, most points scored and an amazing 107 consecutive games in which he scored a point. The 1,608 career points he scored is still a Browns' franchise record, and he ranks third all-time in league. Groza was inducted into the Pro Football Hall of Fame in 1974.

BOSHER NAMED LOU GROZA AWARD STAR OF THE WEEK

Sophomore punter/kicker Matt Boshier was named one of the three stars the week for Oct. 26 to Nov. 1 by the Lou Groza Collegiate Place-Kicker Award sponsored by the Palm Beach County Sports Commission. Each week the organization recognizes the three (3) top kickers from a FBS school who made outstanding contributions during the past week. Boshier's field goals from 36, 52 and 43 yards helped the Hurricanes hang on to a 16-10 ACC victory over the Wake Forest. Boshier who won the local Lou Groza high school Place Kicker of the Year Award in Palm Beach County in 2004 and 2005 also handles punting chores for the 'Canes. The Jupiter, Fla. native has made 17 of his 19 field goal attempts and all 38 of his PATs this season.

BYRNE A SEMIFINALIST FOR THE DRADDY AWARD

Senior long snapper/quarterback Jake Byrne was named a semifinalist for the Graddy Trophy which recognizes academic excellence by a collegiate football player. Byrne, who has served as Miami's long snapper for field goals and extra point attempts, was one of 164 football student-athletes selected for the award. He is also a candidate for the 2008 NFF National Scholar-Athlete Awards. Draddy Trophy semifinalists must be a senior or graduate student in their final year of eligibility, have a GPA of at least 3.2 on a 4.0 scale, have outstanding football ability as a first-team player or significant contributor and have demonstrated strong leadership and citizenship. The Draddy award was established in 1990 to honor former NFF Chairman Vincent DePaul Draddy, a Manhattan College quarterback who developed the Izod and Lacoste brands.



HEAD COACH

Randy Shannon



When you think of college football over the last quarter century, you think of the Miami Hurricanes. And when you think of the Miami Hurricanes, you think of Randy Shannon.

In just his second season at the helm of the his alma mater's program, Shannon has guided the Hurricanes to the program's 34th overall bowl appearance. Miami finished the 2008 regular season 7-5 and 4-4 in the Atlantic Coast Conference, which was just one game out of first place in the league. He's compiled a 12-12 record on the playing field, but most importantly Shannon's team has had success off the field.



Shannon's 2007 team continued to uphold to UM's academic success off the field. The UM football team achieved a NCAA Academic Progress Rate (APR) of 969, which was the 8th-highest rate in the country out of 119 Bowl-Subdivision football programs.

In 2008, Shannon's squad had a five-game winning streak, which was the longest of its kind since 2005. Freshman linebacker Sean Spence was named the ACC Defensive Rookie of the Year and kicker Matt Boshier was a semifinalist for the Lou Groza Award given to the nation's best kicker.

Shannon was named head football coach of the University of Miami on December 8, 2006. Shannon was the team's defensive coordinator the previous six seasons. He coached top 10 defenses in five of those six seasons. A native of Miami, a former Hurricanes player and graduate of the university, Shannon played on or was a coach for three of the school's five national championship teams. He played for the Hurricanes from 1985 to 1988 and had been an assistant coach for 13 seasons before being named the 20th head coach in school history.

A native of Miami, a former Hurricanes player and graduate of the university, Shannon played on or was a coach for three of the school's five national championship teams. He played for the Hurricanes from 1985 to 1988 and had been an assistant coach for 13 seasons before being named the 20th head coach in school history. Shannon coached Miami to a 31-3 win over Marshall in his head coaching debut on Sept. 1, 2007. The Hurricanes went on to finish 5-7 and 2-6 in the Atlantic Coast Conference. Following his first season, he and his staff put together a 2008 signing class that ranked as the top class in the country by ESPN.com.

In his six seasons as defensive coordinator, the Hurricanes had seven All-America players (and he tutored eight other All-Americans as a position coach). He coached 14 defensive players who were selected in the first round of the NFL draft in the last seven years. As a player, Shannon was a member of five teams that went to bowl games (including one as a redshirt freshman). He has coached in 11 bowl games.

Shannon attended Miami's Norland High School and earned All-State and honorable mention All-American recognition from Street & Smith's as a senior linebacker at Norland. He also lettered in basketball, averaging 19 points a game, and he competed in the triple jump on the track and field team.

As a player at Miami, Shannon was a four-year letterman at linebacker and the starter on the 1987 national championship team. He received the Christopher Plumer Award for most inspirational player as a senior in 1988. He was described by his coaches as "a coach on the field." Shannon concluded his career in 1988 when he ranked fourth on the team in tackles, sacks and tackles for loss while leading the team in passes broken up and forced fumbles.

An 11th-round draft choice of the Dallas Cowboys in 1989, he became the first rookie to start at outside linebacker for Dallas since 1963. He was also a standout on special teams. Shannon played for the Cowboys for two seasons before going into coaching.

He was a graduate assistant in 1991 when the Hurricanes won their fourth national championship. In 1992 he became a full-time assistant coach working with the defensive line, and from 1993-97 he coached the team's linebackers. He was a defensive assistant with the Miami Dolphins in 1998 and 1999 before assuming the role of linebackers coach in 2000.

He returned to his alma mater in 2001 as defensive coordinator. That year, the Miami Hurricanes won their fifth national championship and Shannon became the first UM coach to be named the winner of the Frank Broyles Award, presented annually to the nation's top assistant coach.

Shannon has produced defenses that rank among the best in the history of the program. Despite a 7-6 record in 2006, the defense ranked seventh in the country in total defense (allowing only 255.5 yards per game), fourth in rushing defense (a team-record 67.9 yards a game) and 13th in scoring defense (15.5).

In 2005, Shannon's aggressive 4-3 scheme led the nation most of the season in nearly every category and finished No. 1 in pass defense (152.17 ypg) and pass efficiency (89.48 rating), fourth in total defense (270.08 ypg) and scoring defense (14.25 points), and 23rd in run defense (117.92). He was named Defensive Coordinator of the Year by Rivals.com.

In 2004, Shannon's defense ranked ninth in the country in pass defense despite having three new starters in the secondary. The UM defenses in 2002 and 2003 led the nation in fewest passing yards allowed, and the 2003 unit was fourth nationally in pass efficiency defense (96.16 rating), while finishing second in the nation in total defense (257.5 ypg). The 2003 Hurricanes also ranked among the national leaders in scoring defense (fourth, 15.1 ppg).

His 2002 unit led the nation in passing yards allowed (119.7 ypg) and in pass efficiency defense (83.91 rating), while finishing seventh in the nation in total defense (285.0 ypg), all of which was accomplished with an entirely new starting unit in the defensive secondary.

In 2001, Miami led the nation in turnover margin by forcing a school-record 27 interceptions and 45 turnovers. Miami defenders allowed a national-best 9.4 points per game, led the nation in pass efficiency defense (75.60 rating), ranked second in pass defense (138.2 ypg) and was sixth in total defense (270.9 ypg). The 2001 Hurricanes allowed just 12 touchdowns (seven rushing, five passing) and scored seven touchdowns of their own. His defenses have been ranked in the top 10 in turnover margin twice and led the nation in 2001.

It's no wonder Shannon has been successful as a coach. As a linebacker during the late 1980s, he was a film room guru, studying hours and hours of tape to learn the offensive tendencies of the opponents he faced each Saturday on the football field. His commitment to being a student of the game often paid huge dividends, such as on Sept. 5, 1987, in the Orange Bowl, when he returned an interception 41 yards for a touchdown in the Hurricanes' 31-4 romp over the Florida Gators. But his studious approach to game preparation wasn't limited solely to the gridiron. Shannon was a true student-athlete, graduating with a degree in liberal arts. "It was about more than just the X's and O's," Shannon said. "I wanted to grow intellectually, and I knew that academics were a key to success."

Many of Shannon's players have gone on to star in the NFL. But it is not the superstar success his players have achieved as professional athletes of which Shannon is most proud. "I'm excited for them because they've earned their college degrees," he says. "Football is your life when you're playing, but when it's over and you sit down and realize that there are no more cheers from the crowds, you realize how special academics really are."

The University of Miami, Shannon says, "is not a football factory. We're an academic institution that does a tremendous job in educating student-athletes and preparing them for life after sports." Eight members of the 2006 Miami Hurricanes football team, for example, were named to the Atlantic Coast Conference Academic Football Team, the highest in the league.

Shannon is known for his quiet yet strong demeanor. He works with great intensity and dedication. His pride in his alma mater is always paramount. "Once you're a part of the University of Miami, you'll always bleed orange and green. You never forget those experiences as a player or coach, because they'll always be a part of your life," Shannon says.

Shannon brims with confidence that is supported by a lifetime of success. "We're going to do a lot of great things here for the community, for the school, and for the football program," he says. "We're going to have accountability, discipline, and a lot of emotion to do the right things. Being at Miami, the expectations are always high. Players come to Miami because they know they will always have an opportunity to win the national championship. If you settle for less, you're going to become less. We're going to have a lot of fun. And we're going to win."



What they say about Randy Shannon:

Coaches

"The No. 1 thing about Randy is that he keeps everything in perspective. He's intelligent, dedicated and even-keeled. He does not have highs and lows. His background, where he came from, allows him to keep everything in perspective. I was ecstatic when I heard he'd be the head coach. He'll be outstanding. He's exactly what the University of Miami needs. He's organized. He recruits well. He's an outstanding coach. He's a perfect fit."

- Jimmy Johnson, Hurricanes head coach 1984-88

"Randy understands the core of the University of Miami better than anybody else, and that's why he's the perfect fit for this job. The players can identify with him because when they talk to him, they're talking to somebody who's been through it; somebody who's been through so much in his life."

- Dennis Erickson, Hurricanes head coach 1989-94

Players

"Randy was one of the smartest football players I have ever known. He understands the game and he understands players. He has an instinctive feel for all that is involved in being a winner. The program is in good hands, because the program is in his heart. He will teach his players what the Miami spirit is about. He understands that it is a privilege to play at Miami, and with that privilege comes a responsibility to uphold the success and pride of those who came before, those who are there now, and those who will follow."

- Michael Irvin, member of Pro Football Hall of Fame, collegiate national champion and Super Bowl champion

"Randy was a coach on the field. He got the defensive players in line. I remember Randy as a linebacker during spring drills under Jimmy Johnson and I was a young freshman doing everything full speed, and he said, 'Hey Gino, there's a lot of time left. Make sure you pace yourself.' He was always trying to teach the game. Not only is he a teacher, but he's always trying to learn and improve himself."

- Gino Torretta, 1991 Heisman Trophy winner and national champion

"Randy is very even-mannered. But he's always been a smart, savvy person, and he brings those attributes to his position as head coach. I know the love he has for the team and the university. He has paid his dues and he was ready. I remember our playing days and guys would be down and Jimmy Johnson would be beating down on us and coach Wannstedt would be getting after us, and Randy would do something funny. He said it was to take his mind off the dog days of practice, but it did something for us, too. That's how he'll be as coach -- serious but he also likes to have fun."

- Russell Maryland, No. 1 overall NFL draft choice 1991

"The disciplined approach I saw in Randy as a player and as a coach will transition into a head coach. As a former offensive player, I want to see the offense be disciplined and have more big plays. With the coaches he has hired, there will be a focus on that. He's a tactician and a strategist. He was an undersized linebacker and never the fastest player, but he always seemed to make the big tackle or the big fumble recovery. He had great instincts, and he'll have that as a head coach."

- Steve Walsh, starting quarterback, 1987 national champions

"He'll be a great coach. He's a great fit for the program. He grew up in the area. He went to Norland High School. He's been here. He knows the tradition. I think he's the perfect person for the job."

- Andre Johnson, Houston Texans Pro Bowl receiver and 2001 national champion

"Randy will bring back that much-needed swagger. He'll bring a defensive mentality to the offense. The entire team concept will be more aggressive. As a player, he was a student of the game. He was not the most physical player, but probably he was the most intelligent. Looking back at it, I could see how he would go into coaching, and be very successful at it."

- Bennie Blades, Hurricanes safety 1985-87, 1987 national champion and member of College Football Hall of Fame

"Look at the person and you can tell what kind of coach you'll get. His side of the ball always excelled. His players played like he was on the field with them. He didn't tolerate players who didn't play all out. Now that he's the head man, he brings that to the table with the entire team. Both sides of the ball will play the way he wants them to play. He's the kind of coach we need at Miami."

- Santana Moss, Washington Redskins Pro Bowl wide receiver

"Coach Shannon is a father figure for everybody on the team. That's how he was for me. He knows what he wants. He knows what the kids want. He was a player here, and he's been through the system. He knows the tradition that needs to be upheld. Definitely he's the man to get this program back to where it should be."

- Ed Reed, Baltimore Ravens safety and 2001 national champion

Randy Shannon...Up Close

Personal Information

Full Name: Randy Lannard Shannon
Age: 42
Birthdate: February 24, 1966
Hometown: Miami, Florida

Education

1989 B.S. in Liberal Arts,
University of Miami, Coral Gables, Fla.
1984 Norland High School, Miami, Fla.

Playing Experience

1984-88 Four-year letterman at linebacker
University of Miami

Honors as a Player

- Four-year letterman at linebacker at the University of Miami
- Starting linebacker on Miami's 1987 national championship team
- Winner of the Christopher Plumer Award for most inspirational player as a senior in 1988
- Started at strongside linebacker his final two seasons at UM
- An 11th-round draft choice of the Dallas Cowboys in 1989, became the first rookie to start at outside linebacker for Dallas since 1963

Coaching Career

2007 Head Coach, University of Miami
2001-06 Defensive Coordinator, University of Miami
2000 Miami Dolphins (linebackers)
1998-99 Miami Dolphins (defensive assistant)
1993-97 University of Miami (linebackers)
1992 University of Miami (defensive line)
1991 University of Miami (graduate assistant)

Honors as a Coach

2001 Frank Broyles Award (Assistant Coach of the Year)
2005 Rivals.com Defensive Coordinator of the Year

Bowl Games as a Coach (12)

2008 Emerald Bowl
2006 MPC Computers Bowl
2005 Peach Bowl
2004 Peach Bowl
2004 Orange Bowl
2003 Fiesta Bowl
2002 Rose Bowl
1996 Carquest Bowl
1995 Orange Bowl
1994 Fiesta Bowl
1993 Sugar Bowl
1992 Orange Bowl

Coaching Accomplishments

- In 2006, ranked fourth in the nation in rushing defense (67.85 ypg, a school record), seventh in total defense (255.5 ypg) and 13th in scoring defense (15.46)
- In 2005, led the nation in pass defense (152.17 ypg) and pass efficiency (89.48 rating) and finished fourth in total defense (270.08 ypg) and scoring defense (14.25 points)
- 2003 defense was fourth nationally in pass efficiency defense (96.16 rating), second in total defense (257.5 ypg) and fourth in scoring defense (15.1 ppg)
- Led the nation's No. 1-ranked defense in pass defense and pass efficiency defense during the 2002 season
- Led the nation's No. 1-ranked defense in turnover margin, scoring defense and pass efficiency defense during Miami's 2001 national championship season
- 2001 defense set a school record for takeaways (45) and interceptions (27)
- Developed the linebacker corps of one of the NFL's top defenses with the 2000 Miami Dolphins
- Fifteen seasons as a collegiate coach, along with three years in the NFL
- Has coached 15 first-team All-Americans and 17 players who were selected in the first round of the NFL draft

Prominent Players Coached

Miami Hurricanes
Jessie Armstead, Micheal Barrow, Jon Beason, Phillip Buchanon, Calais Campbell, Jamaal Green, Devin Hester, Kelly Jennings, William Joseph, Darren Krein, Ray Lewis, Jerome McDougle, Rocky McIntosh, Rusty Medearis, Brandon Meriweather, Dan Morgan, Kenny Phillips, Edward Reed, Antrel Rolle, Mike Rumph, Warren Sapp, Darrin Smith, Sean Taylor, Jonathan Vilma, Nate Webster, Vince Wilfork, D.J. Williams
Miami Dolphins
Zach Thomas

Prominent Head Coaches Coached With

Larry Coker, Butch Davis, Dennis Erickson, Chan Gailey, Jimmy Johnson, Sonny Lubick, Ed Orgeron, Tommy Tuberville, Dave Wannstedt

Prominent Assistant Coaches Worked With

Bob Bratkowski (Cincinnati Bengals offensive coordinator), Ron Meeks (Indianapolis Colts defensive coordinator)



Patrick Nix

Offensive Coordinator



Personal Information

Full name: Patrick Conrad Nix
 Birthdate: April 7, 1972
 Hometown: Attalla, Alabama
 Education: B.S. in secondary education,
 Auburn University (1995)
 Wife: Krista
 Children: Daughters Emma and Sara; sons Bo and Caleb

NIX'S COACHING CAREER

2007-present University of Miami (offensive coordinator)
 2004-2006 Georgia Tech (offensive coordinator/quarterbacks)
 2003 Georgia Tech (running game coordinator/quarterbacks)
 2002 Georgia Tech (running backs/recruiting coordinator)
 2001 Samford (wide receivers/recruiting coordinator)
 1999-2000 Henderson State (head coach)
 1996-1998 Jacksonville (Ala.) State (quarterbacks/passing game coordinator, running backs)

BOWL GAMES AS A COACH (6)

2008 Emerald Bowl
 2007 Gator Bowl
 2005 Emerald Bowl
 2004 Champs Sports Bowl
 2003 Humanitarian Bowl
 2002 Silicon Valley Classic

BOWL GAMES AS A PLAYER (1)

1996 Outback Bowl

HONORS AS A PLAYER

- Four-year letterman and two-year starter at quarterback at Auburn (1992-95)
- Member of Auburn's undefeated 11-0 team in 1993
- Led Auburn to victory over No. 1-ranked Florida in 1994
- Team captain as a senior when he received the team's Pat Sullivan Award for Offensive Player of the Year and the Cliff Hare Award as the school's Student-Athlete of the Year
- Finished his career as Auburn's career passing efficiency leader with 4,957 yards passing and 31 touchdown passes

COACHING ACCOMPLISHMENTS

- Georgia Tech's 2006 offense ranked third in the ACC, was second in rushing, and led the conference with 25 passing touchdowns
- In 2006, he coached All-America wide receiver Calvin Johnson, who caught 76 passes for 1,202 yards and 12 touchdowns, and running back Tashard Choice, who led the ACC in rushing with 1,473 yards and 12 TDs
- Was named the head coach at Henderson State in 1999 at 26 years old, staying there two years

PROMINENT PLAYERS COACHED

- Calvin Johnson (Georgia Tech) - Detroit Lions
- Mansfield Wrotto (Georgia Tech) - Seattle Seahawks
- Damarius Bilbo (Georgia Tech) - Arizona Cardinals
- P.J. Daniels (Georgia Tech) - Baltimore Ravens
- Jimmy Dixon (Georgia Tech) - Tennessee Titans, Seattle Seahawks
- John Paul Foschi (Georgia Tech) - Oakland Raiders
- Tony Hollings (Georgia Tech) - Houston Texas, Chicago Bears
- Jonathan Smith (Georgia Tech) - Buffalo Bills
- Levon Thomas (Georgia Tech) - New Orleans Saints
- Darius Williams (Georgia Tech) - Detroit Lions

Bill Young

Defensive Coordinator



Personal Information

Full name: Bill Young
 Birthdate: Aug. 17, 1946
 Hometown: Oklahoma City, Okla.
 Education: B.A. in education,
 Oklahoma State University
 Master's in secondary education,
 University of Central Oklahoma
 Wife: Lawana

YOUNG'S COACHING CAREER

2008 University of Miami (defensive coordinator)
 2002-07 University of Kansas (defensive coordinator)
 2001 Detroit Lions (defensive line)
 1997-2000 University of Southern California (defensive coordinator)
 1995-96 University of Oklahoma (defensive coordinator/defensive tackles)
 1988-95 Ohio State University (defensive coordinator/defensive line)
 1985-88 Arizona State University (defensive line)
 1980-85 University of Tulsa (defensive coordinator)
 1979-80 Iowa State University (defensive tackles)
 1976-78 Oklahoma State University (offensive line/defensive line)
 1970-75 Putnam City West High School (defensive coordinator)
 1969-70 Carl Albert High School (defensive line)
 1968-69 Oklahoma State University (JV offensive coach/defensive line)

BOWL GAMES AS A COACH (16)

2008 Emerald Bowl
 2008 Orange Bowl
 2005 Forth Worth Bowl
 2003 Tangerine Bowl
 1998 Sun Bowl
 1996 Citrus Bowl
 1995 Citrus Bowl
 1993 Holiday Bowl
 1992 Hall of Fame Bowl
 1991 Liberty Bowl
 1990 Hall of Fame Bowl
 1989 Blue/Grey Bowl
 1988 Freedom Bowl
 1987 Rose Bowl
 1985 Holiday Bowl
 1976 Tangerine Bowl

PROMINENT PLAYERS COACHED

- Trace Armstrong (Arizona State) - Oakland Raiders
- Dan Saleumua (Arizona State) - Kansas City Chiefs
- Kelly Gregg (Oklahoma) - Baltimore Ravens
- Dexter Manley (Oklahoma State) - Washington Redskins
- Dan Wilkinson (Ohio State) - Detroit Lions
- Mike Vrabel (Ohio State) - New England Patriots
- Alonzo Spellman (Ohio State) - Chicago Bears



Joe Pannunzio

Tight Ends / Special Teams Coordinator



PERSONAL INFORMATION

Full name: Joseph Thomas Pannunzio
 Birthdate: July 4, 1959
 Hometown: Pueblo, Colorado
 Education: B.S. in physical education, Southern Colorado University, Pueblo, Colo., (1982)
 Wife: Rita
 Children: Daughters Angela and Nico and son Mario

PANNUNZIO'S COACHING CAREER

2006-present University of Miami (tight ends/special teams coordinator)
 2000-05 Murray State (head coach)
 1999 Auburn (tight ends/special teams)
 1995-98 Mississippi (tight ends/special teams)
 1992-94 Minnesota (tight ends/special teams)
 1991 TCU (tight ends/special teams)
 1987-1990 Mesa College (offensive coordinator)
 1985-86 Kansas (tight ends)
 1982-84 Mesa College (quarterbacks, receivers)
 1981 Southern Colorado (receivers)

BOWL GAMES AS A COACH (3)

2008 Emerald Bowl
 2006 MPC Computers Bowl
 1997 Motor City Bowl

COACHING ACCOMPLISHMENTS

- One of four coaches to win Ohio Valley Conference championships at Murray State, joining Mike Gottfried, Frank Beamer and Houston Nutt
- Went from tight ends/special teams coordinator at four colleges to head coach at Murray State
- Considered one of the top special teams coaches in college football
- Instrumental in the development of Kelly Blackwell, who set the tight end receiving record at TCU
- Coached in two NAIA national championship games at Mesa College

HONORS AS A PLAYER


- Four-year letterman as a quarterback at Southern Colorado
- Led his team to a No. 9 ranking in NAIA Division I

PROMINENT PLAYERS COACHED

- Greg Olsen (Miami) – Chicago Bears
- Marcus White (Murray State) – Tennessee Titans
- Laroni Gallishaw (Murray State) – Minnesota Vikings
- Lorenzo Diamond (Auburn) – Arizona Cardinals, Miami Dolphins
- Kris Mangum (Mississippi) – Carolina Panthers
- Rufus French (Mississippi) – Green Bay Packers
- Tutan Reyes (Mississippi) – New Orleans Saints, Carolina Panthers
- Kelly Blackwell (Texas Christian) – Dallas Cowboys, Chicago Bears
- Tony Martin (Mesa College) – Miami Dolphins, San Diego Chargers

Clint Hurtt

**Defensive Line Coach/
Recruiting Coordinator**



PERSONAL INFORMATION

Full name: Clinton Thomas Hurtt
 Birthdate: November 7, 1978
 Hometown: Rochester, New York
 Education: BLA in criminology and liberal arts, University of Miami, Coral Gables, Florida (2001)

HURTT'S COACHING CAREER

2007-present University of Miami (defensive line)
 2006 University of Miami (assistant defensive line)
 2005 Florida International University (defensive line)
 2003-04 University of Miami (graduate assistant)
 2001-02 University of Miami (volunteer strength and conditioning coach)

BOWL GAMES AS A COACH (6)

2008 Emerald Bowl
 2005 MPC Computers Bowl
 2004 Peach Bowl
 2004 Orange Bowl
 2003 Fiesta Bowl
 2002 Rose Bowl

BOWL GAMES AS A PLAYER (3)

2001 Sugar Bowl
 2000 Gator Bowl
 1998 MicronPC Bowl

COACHING ACCOMPLISHMENTS

- Coached Miami's defensive tackles in 2006, and the team's run defense set a school record, allowing only 67.9 yards rushing per game
- At FIU in 2005, coached Lombardi Award Watch List candidate Antwan Barnes who was named to the All-Sun Belt Conference first team
- Spent the 2003 and 2004 seasons at Miami as a graduate assistant coach, working with the defensive linemen
- Because of a 2001 injury, finished his senior season as a volunteer coach at Miami

HONORS AS A PLAYER

- Three-year letterman at Miami
- Played in 24 games as a defensive lineman from 1997 to 2000

PROMINENT PLAYERS COACHED

- Baraka Atkins (Miami) - Seattle Seahawks
- Antwan Barnes (FIU) - Baltimore Ravens
- Kareem Brown (Miami) - New England Patriots
- Orien Harris (Miami) - Pittsburgh Steelers
- Santonio Thomas (Miami) - New England Patriots
- Vince Wilfork (Miami) - New England Patriots



Micheal Barrow

Linebackers Coach



PERSONAL INFORMATION:

Full name: Micheal Christian Barrow
 Birthdate: April 19, 1970
 Hometown: Homestead, Florida
 Education: B.S. in accounting,
 University of Miami, 1992
 Wife: Shelley
 Children: Daughter Mikenzi and son Caleb

BARROW'S COACHING CAREER

2007-present University of Miami (linebackers)
 2006 Homestead (Fla.) High School (defensive coordinator)

BOWL GAMES AS A COACH (1)

2008 Emerald Bowl

BOWL GAMES AS A PLAYER (5)

1989 Orange Bowl
 1990 Sugar Bowl
 1991 Cotton Bowl
 1992 Orange Bowl
 1993 Sugar Bowl

BARROW'S NFL CAREER

1993-96 Houston Oilers
 1997-99 Carolina Panthers
 2000-03 New York Giants
 2004 Washington Redskins
 2005 Dallas Cowboys

HONORS AS A PLAYER

- Starting linebacker on national championship teams at Miami in 1989 and 1991
- All-America as a senior in 1992
- Seventh in voting for the Heisman Trophy in 1992
- Second-round draft choice of the Houston Oilers in 1993
- Played 13 years in the NFL for the Houston Oilers, Carolina Panthers, New York Giants, Washington Redskins and Dallas Cowboys

Aubrey Hill

Wide Receivers Coach



PERSONAL INFORMATION

Full name: Aubrey Hill
 Birthdate: February 18, 1972
 Hometown: Miami, Fla.
 Education: B.A. in exercise and sport sciences,
 University of Florida, 1996
 Wife: Shanae
 Daughter: Destini

HILL'S COACHING CAREER

2008 University of Miami (wide receivers)
 2005-07 University of Pittsburgh (wide receivers)
 2004 Elon University (wide receivers)
 1999-2003 Duke University (wide receivers)
 1996-98 University of Florida (graduate assistant)

BOWL GAMES AS A COACH (4)

2008 Emerald Bowl
 1998 Orange Bowl
 1997 Citrus Bowl
 1996 Sugar Bowl

BOWL GAMES AS A PLAYER (4)

1994 Sugar Bowl
 1993 Sugar Bowl
 1992 GatorBowl
 1991 Sugar Bowl

COACHING ACCOMPLISHMENTS

- Instrumental in the development of Greg Lee, a first team All-Big East performer in 2005, Derek Kinder, a first team selection in 2006, and Oderick Turner, a freshman All-American in 2006.

HONORS AS A PLAYER

- Four-year letterman at Florida
- Helped Florida to a 43-10-1 (.806) record in four years and three SEC titles
- Third best TD ratio in Gators history catching a touchdown every 4.78 catches and finished with 86 career receptions and 18 touchdowns



Wesley McGriff

Defensive Backs Coach



PERSONAL INFORMATION

Full name: Wesley Keith McGriff
 Birthdate: January 23, 1968
 Hometown: Tifton, Georgia
 Education: B.S. in criminal justice, Savannah State, 1990
 Master's degree in public administration, Georgia Southern, 1993
 Wife: Karen
 Children: Son Jaylen

MCGRIFF'S COACHING CAREER

2007-present University of Miami (defensive backs)
 2007 Kansas State (defensive backs)
 2003-2006 Baylor (cornerbacks/recruiting coordinator)
 2002 Kentucky (cornerbacks)
 2001 Kentucky (running backs)
 2000 Eastern Kentucky (secondary)
 1995-1999 Kentucky State (asst. head coach, defensive coordinator, secondary)
 1993-1994 Savannah State (defensive coordinator)
 1991-1992 Savannah State (secondary)
 1990 Savannah State (graduate assistant)

BOWL GAMES AS A COACH (2)

2008 Emerald Bowl
 1997 Pioneer Bowl

COACHING ACCOMPLISHMENTS

- Served as defensive coordinator at Kentucky State and Savannah State
- 1998 American Football Coaches Association Division II Assistant Coach of the Year
- His 1997 pass defense at eastern Kentucky led Division II, and in 1995 the school led the nation in total defense
- Served a training camp internship with the New England Patriots in 2001

HONORS AS A PLAYER


- Starter at outside linebacker for three seasons at Savannah State
- Named Conference's Male Academic Athlete of the Year in 1989

PROMINENT PLAYERS COACHED

- Kenny Phillips (Miami) - New York Giants
- Artose Pinner (Kentucky) - Detroit Lions
- Cletius Hunt (Kentucky State) - Green Bay Packers
- Devin Wyann (Kentucky State) - New England Patriots
- Michael Mason (Kentucky State) - San Francisco 49ers

Tommie Robinson

Running Backs Coach



PERSONAL INFORMATION

Full name: Tommie Lee Robinson
 Birthdate: April 4, 1963
 Hometown: Phenix City, Alabama
 Education: B.S. in criminal justice, Troy State, 1985
 Wife: Lartonyar
 Children: Sons Dantrell and Trey, and daughter Tawanda

ROBINSON'S COACHING CAREER

2007-present University of Miami (running backs)
 2006 Memphis (running backs)
 2002-2005 Georgia Tech (wide receivers, tight ends)
 2001 Oklahoma State (running backs)
 1998-2000 Dallas Cowboys (offensive assistant)
 1998 UNLV (running backs)
 1994-1997 TCU (wide receivers)
 1992-1993 Utah State (running backs)
 1991 Arkansas (graduate assistant)
 1987-1990 Central High School (Phenix City, Ala.)
 1986-87 Woodham High School (Pensacola, Fla.)

BOWL GAMES AS A COACH (8)

2008 Emerald Bowl
 2005 Emerald Bowl
 2004 Champs Sports Bowl
 2004 Humanitarian Bowl
 2002 Silicon Valley Classic
 1994 Independence Bowl
 1993 Las Vegas Bowl
 1991 Independence Bowl

BOWL GAMES AS A PLAYER (1)

1984 Palm Bowl (Division I-AA Championship Game)

COACHING ACCOMPLISHMENTS

- Coached under Chan Gailey at both George Tech and with the Dallas Cowboys
- Served NFL coaching internships with the New Orleans Saints, St. Louis Rams, Dallas Cowboys and Miami Dolphins

HONORS AS A PLAYER

- Three-year starter at strong safety at Troy State
- Helped lead his team to the 1984 Division II national championship

PROMINENT PLAYERS COACHED

- John Paul Foschi (Georgia Tech) - Oakland Raiders
- Jonathan Smith (Georgia Tech) - Buffalo Bills
- Kerry Watkins (Georgia Tech) - Detroit Lions
- Darius Williams (Georgia Tech) - Detroit Lions
- Tatum Bell (Oklahoma State) - Denver Broncos, Detroit Lions
- Michael Irvin - Dallas Cowboys
- Emmitt Smith - Dallas Cowboys
- LaDainian Tomlinson (TCU) - San Diego Chargers
- Jason Tucker (TCU) - Cincinnati Bengals, Dallas Cowboys
- Jimmy Oliver (TCU) - San Diego Chargers



Jeff Stoutland

Offensive Line Coach



Personal Information

Full name: Jeffery Peter Stoutland
 Birthdate: February 10, 1962
 Hometown: Staten Island, New York
 Education: B.S. in physical education, Southern Connecticut State, 1984
 Master's in exercise physiology, Southern Connecticut State, 1986
 Wife: Allison
 Children: Son Jake and daughter Madison

STOUTLAND'S COACHING CAREER

2007-present University of Miami (offensive line)
 2000-06 Michigan State (offensive line)
 1997-99 Syracuse (offensive line/recruiting coordinator)
 1993-96 Cornell (offensive line)
 1988-92 Southern Connecticut State (offensive coordinator)
 1986-87 Syracuse (graduate assistant)
 1984-85 Southern Connecticut State (inside linebackers)

BOWL GAMES AS A COACH (7)

2008 Emerald Bowl
 2003 Alamo Bowl
 2001 Silicon Valley Football Classic
 1999 Music City Bowl
 1999 Orange Bowl
 1997 Fiesta Bowl
 1988 Sugar Bowl

HONORS AS A PLAYER

- Four-year letterman and three-year starter at linebacker under Kevin Gilbride at Southern Connecticut State
- Earned Little-All-America honors and was team captain as a senior

COACHING ACCOMPLISHMENTS

- Developed six All-Big Ten selections in seven years at Michigan State
- Was the recruiting coordinator at Syracuse for three years
- Served as offensive coordinator at his alma mater, Southern Connecticut State, for five seasons

PROMINENT PLAYERS COACHED

- Ulish Booker (Michigan State) - Pittsburgh Steelers
- Kyle Cook (Michigan State) - Minnesota Vikings
- Chris Morris (Michigan State) - Oakland Raiders
- Tupe Peko (Michigan State) - Indianapolis Colts
- Steve Stewart (Michigan State) - Atlanta Falcons
- Joe Tate (Michigan State) - Jacksonville Jaguars
- William Whitticker (Michigan State) - Green Bay Packers
- Mark Baniewicz (Syracuse) - Jacksonville Jaguars
- Roland Williams (Syracuse) - Oakland Raiders
- Kaseem Sinceno (Syracuse) - Philadelphia Eagles, Chicago Bears
- Greg Bloedorn (Cornell) - Seattle Seahawks

Graduate Assistants

Dan Shula



Personal Information

Full name: Daniel David Shula
 Birthdate: October 9, 1983
 Hometown: Cooper City, Florida
 Education: B.A. in psychology, Dartmouth, 2006
 Wife: Kristina
 Son: Logan

SHULA'S COACHING CAREER

2007-present University of Miami (graduate assistant)
 2006 University of Alabama (graduate assistant)

HONORS AS A PLAYER

- Three-year letterman as a quarterback at Dartmouth College
- Holds St. Thomas Aquinas records for most passing yards in a season and most passing yards in a game
- Class 4A third-team All-State in 2001

Stephen Field



PERSONAL INFORMATION

Full Name: Stephen Lawrence Field
 Birthdate: September 14, 1977
 Hometown: West Palm Beach, Florida
 Education: B.S. in business management, University of Phoenix, 2006
 Daughter: Le'ah

FIELD'S COACHING CAREER

2007-present University of Miami (graduate assistant)
 2007 Boyd Anderson High School (offensive coordinator/quarterbacks)
 2005-06 Glades Central High School (running backs)
 2004 Deerfield Beach High School (running backs)
 2000-04 Miami Central High School (wide receivers, offensive line)


HONORS AS A PLAYER

- Two-year letterman as a tight end at Tuskegee University



Andreu Swasey

Head Strength and Conditioning Coach



Personal Information

Full name: Jeffery Andreu Swasey
 Birthdate: June 15, 1971
 Hometown: Miami, Florida
 Education: B.A. in sociology, Baylor University, (1995)
 Wife: Monica
 Children: Andrew, Ashlinn, Jaela, Jovon

COACHING EXPERIENCE

2001-present University of Miami (head strength and conditioning coach)
 2000 University of Miami (co-head strength and conditioning coach)
 1999 University of Houston (defensive backs)
 1997-98 University of Miami (assistant strength and conditioning coach)
 1995-97 Copperas Cove (Texas) High School (defensive backs)

BOWL GAMES AS A COACH (8)

2006 MPC Computers Bowl
 2005 Peach Bowl
 2004 Peach Bowl
 2004 Orange Bowl
 2003 Fiesta Bowl
 2002 Rose Bowl
 2001 Sugar Bowl
 1998 MicronPC Bowl

BOWL GAMES AS A PLAYER (1)


1992 Sun Bowl

HONORS AS A PLAYER

- Started his senior season at cornerback at Baylor (1993)
- Two-year football letterman at Baylor from 1992-93

Corey Bell

Director of Football Operations



PERSONAL INFORMATION

Full Name: Corey Fredrick Bell
 Birthdate: January 18, 1972
 Hometown: Miami, Florida
 Education: B.S. in criminal justice, University of South Carolina, 1995
 M.S. in social studies education, Nova Southeastern University, 2000
 Wife: Tamika
 Children: Daughters Dajjah (8) and Dahnia (2)

BELL'S CAREER


2007-present University of Miami (director of football operations)
 1997-2006 Miami Edison High School (head football coach)
 1996-1997 Miami Edison High School (defensive backs coach)

Bowl Games as a Player

1995 Carquest Bowl

Victor Ishmael

Strength and Conditioning Assistant




Victor Ishmael is in his eighth season at Miami as an assistant in the strength and conditioning department. He works primarily with the football program, and also with women's rowing and women's golf.

Ishmael received a B.A. in English from South Carolina State in 1987, where he was a four-year letterman as an offensive lineman. He has spent more than 17 years working in the strength and conditioning field. He was the assistant director of strength and conditioning at North Carolina from 1998-2001. He also spent time at South Carolina and Georgia. Ishmael and his wife, Renee, have four children: sons Victor Jr. and Jabari, and daughters Marisa and Aiyana.

Tim Harris, Sr.

Assistant to the Head Coach



Tim Harris Sr. is in his first year as assistant to the head coach.

Harris has more 21 years of coaching experience at the high school level. He comes to Miami after serving as the head coach at Booker T. Washington from 2003-07 where he went 57-7. He guided the Tornados to the 2007 Class 4A state championship and a No. 8 national ranking. Harris was named the 2007 *USA Today* National Coach of the Year as well as the 2007 *Miami Herald* Coach of the Year and 2007 South Florida Touchdown Club Coach of the Year. He also earned 2003, 2004 and 2006 Florida Dairy Farm Coach of the Year honors.

Harris also coached at Miami High School from 1986-96 where he coached wide receivers and served as the offensive coordinator. He served as assistant head coach and offensive coordinator at Northwestern High School from 1997-98 and 2001-02. He was the offensive coordinator and assistant head coach at Miami Central High School from 1999-2000.

A native of Miami, Harris played three years as a defensive back at Carthage College in Kenosha, Wis. He and his wife, Chonita, have two sons, Brandon and Tim, Jr.



Cindy Abraham-Garcia

Director of Football Relations

Cindy Abraham-Garcia is in her second year as director of football relations. She is a nine-year member of the athletics department and has worked 11 years at the University of Miami.



Abraham-Garcia is responsible for all matters pertaining to prospective student-athletes under the direction of recruiting coordinator Clint Hurtt and assisting with high school compliance issues. She also handles summer employment for student-athletes.


Abraham-Garcia previously worked as UM's coordinator of football operations and in the athletics marketing department. Prior to joining Miami's athletic department, Abraham-Garcia worked as a program assistant at the Executive Education Center in UM's School of Business.

A native of Miami, Abraham-Garcia attended Westwood Christian High School. She earned a bachelor of science in communications with a concentration in public relations from the University of Miami. She and her husband, Onel, have a daughter, Caroline and are expecting their second child in September of 2008.

Bobby Revilla

Football Equipment Manager

Bobby Revilla's association with Miami football dates back more than two decades, making him one of the mainstays of the Hurricanes football program. Revilla has been with the Hurricanes' equipment staff for 23 years as a full-time employee, but he has worked with Miami football on a continuous basis since 1982, when he joined the staff as a student manager while attending the university.



Revilla oversees all of the equipment needs and maintenance for Miami's athletic department, while supervising a staff of two full-time assistants, plus several student assistants.

Revilla has been a full-time staffer at UM since 1986, when he was named an assistant equipment manager under then-head coach Jimmy Johnson. Former UM head coach Butch Davis named Revilla the head football equipment manager for the Hurricanes prior to the 1998 season, and the 2008 season will be his 11th in that position at Miami.

During his career at Miami, Revilla has been a part of all five of Miami's football national championships, as he started as a student assistant under then-head coach Howard Schnellenberger and has worked continuously through the regimes of Jimmy Johnson, Dennis Erickson, Butch Davis, Larry Coker and current UM head coach Randy Shannon. Revilla has made 22 bowl trips with the Hurricanes over his 27 years in the program.

Revilla and his wife, Janet, have two children: sons Steven and Zachary.

Brent Blaylock

Assistant Director of Football Operations

Brent Blaylock is in his first year as the assistant director of football operations.



Blaylock comes to Miami after spending the 2007 football season working with the Miami Dolphins in operations. He assisted with the gameday duties, player and coaches' needs as well as training camp.

A native of Durham, N.C., Blaylock received a bachelor of arts in management from the University of North Carolina in 2005. He earned a master's degree in sport management in 2007 from the University of Texas at Austin. He worked with the Arena Football's Austin Wranglers from 2005-07 as an operations' manager. While a student at UNC, Blaylock worked for four years (2001-05) as a football operations assistant helping with recruiting efforts. He also coached high school football for three years at his alma mater Jordan High School.

Stewart Cramer

Coordinator of Video & Computers

Stewart Cramer is in his 12th year as coordinator of video and computers at the University of Miami. While Cramer's role centers on the video and computer needs of the Hurricanes football program, his responsibilities also include serving the entire Miami athletic department.



A native of South Lyon, Mich., Cramer has distinguished himself as one of the nation's foremost video coordinators. In 2001 and 2002, he was named the Big East Conference Video Coordinator of the Year in a vote taken by the membership of the Collegiate Sports Video Association. Cramer's peers within the conference selected him for the honor.

The 34-year-old Cramer began his career at Miami in 1996 upon graduation from Central Michigan University with a bachelor of applied arts degree in broadcasting and cinematic arts. His first experience with servicing a football program's audio-visual needs came at Central Michigan, when he took on the role of video coordinator. With no manuals or instruction, Cramer taught himself the finer points of editing game video and developed his skills to the point where today he is widely recognized as one of the best in the field.



President Donna E. Shalala



Donna E. Shalala became the fifth President of the University of Miami on June 1, 2001. President Shalala is an accomplished scholar, teacher, and administrator whose career has been marked by a variety of leadership positions reflecting her interest in young people. She also is a big sports fan! While attending college, she played tennis and still plays a competitive game of doubles. She also enjoys golf, skiing, and other outdoor activities. First-rate facilities are a key part of achieving success on the field. Hurricanes football is embarking on an exciting new chapter at Dolphin Stadium. This state-of-the-art complex offers both players and fans with world-class amenities that are unparalleled in college sports. "Hurricanes football games are as much about what's taking place on the field as they are about what's happening in the stands", she said. "Our players and loyal supporters deserve the best, and Dolphin Stadium provides an enhanced game-day experience for everyone. Hurricanes fans are going to love it!"

In 1987 President Shalala, a distinguished political scientist, became the first woman chancellor of a Big Ten university, the University of Wisconsin-Madison. She led what was then the nation's largest public research university. In 1992 *Business Week* magazine named her one of the top five managers in higher education, and in 2005 was named one of "America's Best Leaders" by *U.S. News & World Report* and the Center for Public Leadership at Harvard University's Kennedy School of Government. President Shalala's success at Wisconsin was reflected in athletics as well. She hired a new football coach, recruiting Barry Alvarez from Notre Dame. Four years later, Wisconsin won the Big Ten football championship and represented its conference in the Rose Bowl for the first time in 30 years. President Shalala served on the first Knight Commission, a committee to review college athletics, and has served on the board of the National Collegiate Athletic Association Foundation. In May 2008 she was selected as an Independent Director of the U.S. Soccer Federation.

In 1993, she was named U.S. Secretary for Health and Human Services (HHS) and served for eight years, becoming the nation's longest-serving HHS Secretary. In 2000 she led the official U.S. delegation to the Olympics in Sydney, Australia. At the end of her tenure as HHS Secretary, *The Washington Post* described her as "one of the most successful government managers of modern times."

In 2007, U.S. President George W. Bush called upon her healthcare expertise to co-chair the Commission on Care for Returning Wounded Warriors, to evaluate how wounded service members transition from active duty to civilian society. In June 2008, President Bush presented her with the Presidential Medal of Freedom, the nation's highest civilian award, at a ceremony in the White House. The medal recognizes exceptional meritorious service to individuals who have contributed to national security, world peace, or cultural endeavors.

As president of the University of Miami, President Shalala presides over one of the most successful college athletic programs in the country. The Hurricanes football program has consistently ranked in the top of the polls. In 2001 the baseball team won its fourth College World Series and the football team won its fifth national championship. In 2003 the men and women's basketball teams began playing in a new, on-campus facility, the BankUnited Center. Other Hurricanes sports, from tennis to track, have also earned national recognition. Major renovations are well underway at Mark Light Stadium at Alex Rodriguez Park, and a new basketball training and practice complex recently broke ground.

The Black Coaches Association honored her with its Image of Excellence Award for 2007.

As to her commitment to UM athletics, Shalala said, "College sports are a vital part of our students' experience while at the University. They also help build community and instill a great sense of pride in our athletes and their accomplishments. The young men and women who play Hurricanes sports are devoted to their game both on a personal and team level, and it shows in their inspired performances time after time. Now it's up to the fans to show their support and cheer them on to many more victories." For a sports fan like President Shalala, there is no better place to call home than the University of Miami.

Director of Athletics Kirby Hocutt



Kirby Hocutt is in his first year as the Director of Athletics at the University of Miami. Introduced as UM's new Director of Athletics on Feb. 8, 2008, Hocutt began his tenure as the university's 11th Director of Athletics on June 1, 2008.

Hocutt, 37, came to Miami after serving as the athletic director at Ohio University since 2005. Prior to that, he spent six years at the University of Oklahoma and served most recently as associate athletic director for external operations and sports administration.

A former star linebacker at Kansas State, Hocutt has a total of 17 years experience in intercollegiate athletics, including five as a student-athlete. He replaces Paul Dee, who retired after serving as the Director of Athletics at UM for the past 16 years.

"My family and I are extremely excited to be at the University of Miami a part of the South Florida community," said Hocutt. "To be associated with a world-class university known for comprehensive excellence is truly an amazing opportunity. I look forward to working for and with President Shalala, our student-athletes, coaches and staff as we focus on permanently establishing the Miami Hurricanes as the premier athletics program in the nation."

At Ohio, Hocutt significantly reorganized the athletic department's annual giving program. His leadership led to an increase in fundraising by more than 75 percent, including the securing of the second-largest major gift in school athletics history. He also increased season ticket sales in football by 112 percent and in men's basketball by 50 percent. He developed a comprehensive plan to improve the facilities for the football stadium and its press box, as well as the Convocation Center, which houses all administrative and coaches' offices.

In his three years at Ohio, the school won 11 team championships and four head coaches were recognized as conference Coaches of the Year. In 2006, the football team played in its first bowl game in 38 years.

At Oklahoma, Hocutt was the primary administrator for football and the sport supervisor for baseball, men's and women's golf, as well as men's and women's tennis. His duties included supervision of the athletics development office, athletics ticket office, special events, stadium suite program, athletics endowment program, letter winners association and the department's facility use and rental program.

Hocutt led Oklahoma's athletics fundraising to an all-time high in annual giving and capital campaigns. From 1998 to 2005, Oklahoma's annual giving increased from \$3.4 million to more than \$17 million. That 400 percent increase in annual giving was one of the highest percentage increases in intercollegiate athletics history.

Beginning in 1999, Hocutt served in a leadership position in the strategic planning for a \$100 million capital campaign. The \$120 million campaign was unique in that it focused on facility construction or improvements for each of Oklahoma's 20 sports.

Prior to joining the Oklahoma staff, Hocutt served as the assistant director of licensing at the NCAA. In that position, he worked with corporate partners and licensees to create new revenue producing initiatives to support and promote all 81 NCAA championships.

He began his career in sports administration as the assistant director of marketing and promotions at Kansas State University. While at Kansas State, he implemented revenue-producing activities for the athletics department, including corporate partner sponsorships and ticket sales.

A former student-athlete at Kansas State, Hocutt was a four-year letterman as a linebacker while leading the Big 8 Conference in tackles and being named to the All-Big 8 Conference team during his junior season. In 1993, *The Sporting News* selected him as one of the top 20 underrated players in the nation. Hocutt also served as a team captain his senior season. Two of Hocutt's coaches at Kansas State were Bob Stoops, head football coach at Oklahoma and Jim Leavitt, the head football coach at USF.

Hocutt earned his bachelor's degree from Kansas State in 1995 and his master's of education degree from the University of Oklahoma in 2001. He and his wife Diane have two sons, 6-year-old Drew and 4-year-old Brooks.



Athletic Administration



TONY HERNANDEZ
Senior Associate
Athletic Director



CONNIE NICKEL
Associate Athletic
Director
for Internal
Operations/SWA



ROGER BELL
Associate Athletic
Director/Academic
Services



JIM FREVOLA
Associate Athletic
Director/External
Operations



LINDSEY RADEER
Associate Athletic
Director
for Development



DAWN REYNOLDS
Associate Athletic
Director/Business
Operations



JEREMY GERSON
Assistant Athletic
Director/Marketing



BEN CREED
Assistant Athletic
Director/Ticket Sales



AMY FERGUSON
Assistant Athletic
Director
for Development



DAVID LOVELL
Assistant Athletic
Director/Marketing



DAVID REED
Assistant Athletic
Director/Compliance



DAVID SCOTT
Assistant Athletic
Director/Events



DAVID WYMAN
Assistant Athletic
Director/Academic
Services



Dr. Clyde B. McCoy

Clyde B. McCoy, Ph.D. has served the University of Miami and the Miller School of Medicine in many and varying capacities for more than three decades.

In this role as Faculty Athletic Representative, Dr. McCoy is responsible for ensuring academic integrity, facilitating institutional control of inter-

collegiate athletics and enhancing the student-athlete experience, as well as representing the University to the NCAA, the ACC and other organizations involving student athletics. Within the ACC, he is the voting delegate representing the University of Miami and therefore part of the governing body of the Conference and will continue to serve as an officer for the next three years including president in 2009-2010. He will serve in the new administrative cabinet of the NCAA.

Dr. McCoy has established drug education, testing and treatment programs that serve as a model for colleges and universities throughout the United States.

During his tenure at the University he has established a successful career and international reputation in research, teaching and administration. He has been honored as a Distinguished Alumni at the University of Cincinnati, and Most Outstanding Faculty Athletic Representative by the American Football Foundation and is proud to be a member of University of Miami's Iron Arrow and Phi Beta Delta, Honor Society for International Scholars.

Football Support Staff



MYRNA SCHNEIDER SENIOR STAFF ASSOCIATE

Myrna Schneider is in her 31st year working with the Miami football program and serves as the secretary to head coach Randy Shannon.

Schneider came to UM in 1977 and was elevated to secretary to the head coach in 1987 beginning under former UM head coach Jimmy Johnson. She has also worked for Dennis Erickson, Butch Davis and Larry Coker. Schneider and her husband, Neal, have

two daughters: Jill and Dawn. They have four grandchildren: Adam, Ryan, Jeremy and Erin.



Steve Caldwell
Team Chaplain



Steve DeBardelaben
Team Chaplain



Ana Fogarty
Staff Associate



Kate Walford
Coordinator of
Football
Operations



Harry Mucerino
Field
Communications
and Video



Rev. James
P. Murphy
Team Chaplain



Ralph Noguera
Assistant
Equipment
Manager



Chris Paraskis
Assistant
Equipment
Manager



Chris Denson
Head Grounds
Crew



Support Staff



KEVIN BLASKE
Associate Athletic Trainer



SCOTT BROOKS
Assistant Athletic Trainer



STEPHEN CLACHERTY
Assistant Compliance Director



COLS COLAS
Assistant Strength & Conditioning Coach



ROB DUNNING
Assistant Sports Information Director



JAMIE ISRAEL
Associate Compliance Director



DR. LEE KAPLAN, M.D.
Chief of Sports Medicine and Medical Director



KERWIN LONZO
Associate Sports Information Director



SCOTT MCGONAGLE
Director of Athletic Training



MARK PRAY
Assistant Athletic Director for Communications



MEGAN ROGERS
Assistant Athletic Trainer



MEREDITH SCARLATA
Assistant Director of Ticket Operations



DR. JOHN URIBE, M.D.
Team Physician and Orthopedic Surgeon

Team Security



Left to Right: Robbie Millard III, Jay Fraioli, Miami head coach Randy Shannon, Tim Brown, Ralph Lola. Not pictured - Ed Rivera.

Equipment Staff & Student Managers



Zack Smith, Danny Munoz, Greg Dickens, Joey Corey, Chris Paraskis, Dan Suarez, Allan Finkelstein, William Berman, Matt Starnes, Charlie Herzog, Eric Stevens, Fermin Cabal



2008 University of Miami Hurricanes




19

DANIEL ADDERLEY
R-Fr., TE, 6-6, 225
Simpsonville, S.C./
Southside Christian School



48

SPENCER ADKINS
Sr., LB, 5-11, 242
Naples/Naples



27

CARLOS ARMOUR
Sr., DB, 6-3, 210
Memphis, Tenn./
Melrose



57

ALLEN BAILEY
Soph., DL, 6-4, 285
Sapelo, Ga./
McIntosh County Academy



79

CHRIS BARNEY
Jr., DT, 6-5, 345
Miami/Northwestern



80

TRAVIS BENJAMIN
Fr., WR, 5-10, 162
Belle Glades/
Glades Central



20

DAMIEN BERRY
Soph., RB, 5-11, 217
Belle Glades/
Glades Central




25

MATT BOSHER
Soph., P/K, 6-0, 205
Lupton/Lupton



11

ARTHUR BROWN
Fr., LB, 6-2, 223
Wichita, Kan./
Wichita East HS



45

RAMON BUCHANAN
Fr., DB, 6-1, 205
Melbourne/Palm Bay



47

LARON BYRD
Fr., WR, 6-4, 215
Broussard, La./Broussard



67

TYRONE BYRD
Sr., OL, 6-5, 310
Sugar Land, Texas/
Houston Hightower




69

JAKE BYRNE
Sr., LS/DB, 6-4, 214
Miami/Guliver Prep



43

JOHN CALHOUN
Fr., FB, 6-3, 251
Mesa/Sebastian River HS



37

JARED CAMPBELL
Soph., DB, 6-0, 200
Aurora, Colo./
Overland HS




32

LEE CHAMBERS
R-Fr., RB, 5-10, 189
Culleeville, Miss./
Cottleville HS



28

THEARON COLLIER
Fr., WR, 5-8, 181
Miami/
Hooker J. Washington



3

GLENN COOK
Sr., LB, 6-0, 228
Hollywood/Chaminade-
Martinez Prep



17

TAYLOR COOK
Fr., QB, 6-7, 225
Cagle Lake, Texas/
Rice Consolidated



2

CRAIG COOPER
Soph., RB, 6-0, 202
Memphis, Tenn./
McInnis/Millard Prep



37

J.J. DAVIS
Jr., WR, 6-0, 181
Camden, N.J./
Camden College HS (Pa.)



51

RONED DAVIS
Sr., LB, 6-3, 253
Miami/Northwestern



96

ANTONIO DIXON
Sr., DB, 6-3, 307
Miami/Booker T.
Washington/Millard Prep



18

DEDRICK EPPS
Jr., TE, 6-4, 257
Richmond, Va./
Luganet



82

KAYNE FARQUHARSON
Sr., WR, 6-2, 192
Homesdale/Homesdale
Senior HS/Comino (Calif.)



61

JOEL FIGUEROA
So., DL, 6-5, 344
North Miami/
North Miami



99

MARCUS FORSTON
Fr., DB, 6-7, 307
Miami/Northwestern



64

JASON FOX
Jr., DB, 6-7, 305
Fort Worth, Texas/
North Crowley




74

ORLANDO FRANKLIN
Soph., DL, 6-7, 325
Oakley Beach/Atlantic HS



58

JORDAN FUTCH
Fr., LB, 6-2, 220
Hollywood/Chaminade
Madonna College Prep



69

SEAN GOLDSTEIN
Fr., LB, 6-0, 220
Dresher, Pa./
Chestnut Hill Academy



84

RICHARD GORDON
Jr., TE, 6-4, 270
Miami/Norland/Millard



24

CHAVEZ GRANT
Jr., DB, 5-11, 160
Miami/
Booker T. Washington



66

HARLAND GUNN
R-Fr., DL, 6-2, 310
Omaha, Neb./Central HS



85

LEONARD HANKERSON
Soph., WR, 6-3, 215
Fort Lauderdale/
St. Thomas Aquinas HS



2008 University of Miami Hurricanes



85
GAVIN HARDIN
Fr., DL, 6-4, 240
Jackson, Tenn./
Central-Mary



1
BRANDON HARRIS
Fr., DB, 5-10, 185
Miami/
Booker T. Washington



48
COURTNEY HARRIS
Jr., DE, 6-3, 255
Jupiter/Jupiter



12
JACORY HARRIS
Fr., QB, 6-4, 185
Miami/Northwestern



49
CHRIS HAYES
Soph., WR, 5-9, 179
Sarcelita/
Out-of-Door Academy



93
DWAYNE HENDRICKS
Sr., DL, 6-4, 300
Milledale, N.J./Milledale



39
DEVON HILL
Fr., WR, 6-1, 165
Ironton, N.J.



30
PATRICK HILL
Jr., FB, 5-8, 262
Torrance, Calif./
Fairfax HS



13
RYAN HILL
Jr., DB, 5-11, 203
Tallahassee/Rickards



92
JOSH HOLMES
Soph., DL, 6-0, 279
San Diego, Calif./
Point Loma



34
C.J. HOLTON
Fr., DB, 6-2, 185
Crawfordville, Fla./
Wakulla HS



63
TYLER HORN
R-Fr., DL, 6-4, 289
Memphis, Tenn./
University HS



46
ERIC HOUSTON
Sr., FB, 6-2, 236
Miami/Coral Reef



60
CHRIS IVORY
R-Fr., LS, 6-2, 227
Deleview/Deleview HS



5
JAVARRIS JAMES
Jr., RB, 6 0, 216
Immokalee/Immokalee



4
ALDARIUS JOHNSON
Fr., WR, 6 2, 205
Miami/Northwestern



22
BRUCE JOHNSON
Sr., DB, 5 11, 182
Live Oak/Suwannee



81
DAVON JOHNSON
Fr., WR, 5 11, 185
Miami/
Douglas T. Washington



23
TERVARIS JOHNSON
Jr., LB, 6 2, 225
Miami/Monaghan Pace



52
BEN JONES
Fr., DL, 6 5, 310
Miami/Northwestern



87
KHALIL JONES
Sr., WR, 6 2, 225
Miami/Northwestern



91
JOE JOSEPH
Jr., DL, 6-3, 302
Orlando/Oak Ridge



39
KRIS KIMBALL
Jr., WR, 5-9, 197
Flourtown, Pa./
Chestnut Hill Academy



98
JEREMY LEWIS
Fr., DL, 6-3, 314
West Palm Beach/
Palm Beach Lakes



40
JOE LUCKING
R-Fr., FB, 6-0, 210
Cincinnati, Ohio/
Anderson HS



9
ROBERT MARVE
R-Fr., QB, 6-1, 210
Tampa/Plant HS



44
COLIN MCCARTHY
Jr., LB, 6-3, 240
Clearwater/Clearwater



15
JERMAINE MCKENZIE
Fr., WR, 6-2, 175
Bradenton/
Bradenton Academy



33
SHAWNBREY McNEAL
Soph., RB, 5-11, 190
Dallas, Texas/Madison HS



94
ERIC MONCUR
Sr., DL, 6-2, 255
Miami/Coral Gables



39
COREY NELMS
Jr., DB
Naperville, N.J./Naperville



29
JOJO NICOLAS
Soph., DB, 6-1, 197
Homestead/
Homestead Senior HS



84
ADEWALE OJOMO
R-Fr., DL, 6-3, 248
Hialeah/Hialeah HS



53
LEVI PAALUA
Fr., LB, 6-2, 230
Liloa, Hawaii/Kaliwika HS



19
MATT PERRELLI
Jr., QB, 6-3, 248
Jupiter/Jupiter



2008 University of Miami Hurricanes



6
RANDY PHILLIPS
Sr., DB, 6-0, 212
Hialeah Glades/
Glades Central



85
MATT PIPHO
Jr., OL, 6-7, 307
LaPorte City, Ind./Knox



35
LOVON PONDER
Sr., DB, 6-0, 218
Miami/Monsignor Pace



26
ANTHONY REDDICK
Sr., DB, 6-0, 210
H. J. Audin/dale/St. Thomas
Aquinas



54
MICANOR REDIS
Fr., DL, 6-2, 321
Pahokee/Pahokee



36
KYLAN ROBINSON
Soph., LB, 6-1, 242
Anchorage, Alaska/
Tampa Chamberlain



56
MARCUS ROBINSON
Fr., LB, 6-1, 207
Homestead/Homestead



76
CHRIS RUTLEDGE
Sr., OL, 6-5, 311
Miami/Dt. Krup



55
XAVIER SHANNON
Sr., OL, 6-1, 302
Miami/Coral Gables/FIU



50
DARRYL SHARPTON
Jr., LB, 5-11, 235
Coral Gables/
Coral Gables



83
SAM SHIELDS
Jr., WR, 6-0, 186
Saracota/Duiker



62
ANDREW SMITH
Fr., DL, 6-2, 238
Cocanut Creek/Monarch



16
CANNON SMITH
Fr., DB, 5-11, 200
Memphis, Tenn./
Wet Branch/Miss.



31
SEAN SPENCE
Fr., LB, 6-0, 211
Miami/Northwestern



86
TOMMY STREETER
Fr., WR, 6-5, 205
Miami/Northwestern



68
IAN SYMONETTE
Soph., DL, 6-9, 351
Nassau, Bahamas/
St. Pius (Houston)



7
VAUGHN TELEMAQUE
Fr., DL, 6-1, 196
Long Beach, Calif./
Long Beach Poly



21
DERRON THOMAS
Sr., RB, 5-9, 208
Edgard, La./East St. John




41
TERRANCE THOMASON
Sr., WR, 6-0, 173
Riverdale, Ga./Riverdale



38
KENDAL THOMPKINS
Fr., WR, 5-10, 173
Miami/Northwestern



70
A.J. TRUMP
Jr., DL, 6-3, 300
Clearwater/
Central Catholic



17
ALEX URIBE
Sr., PK, 6-1, 171
Miami/Culliver Prep



8
DEMARCUS VAN DYKE
Soph., DB, 6-1, 177
Miami/Pace HS



75
CHAZ WASHINGTON
Soph., DL, 6-4, 310
Destrehan, La./Destrehan



90
STEVEN WESLEY
Soph., DL, 6-3, 286
Bartow/Bartow



40
JAKE WIEGLAW
Fr., K, 6-7, 180
New Lenox, Ill./
Lincoln Way Central HS



41
JOE WYLIE
Fr., DB, 6-7, 194
Lauderdale Lakes/
Boyd Anderson



77
REGGIE YOUNGBLOOD
Sr., DL, 6-5, 317
Houston, Texas/
Duiker T. Washington



88
CHRIS ZELLNER
Sr., TE, 6-2, 247
Saracota/Honker



2008 Hurricanes Roster - Alphabetical

No.	Name	Class	Pos.	Ht.	Wt.	Hometown/High School/College
19	Daniel Adderley	R-Fr.	TE	6-6	225	Simpsonville, S.C./Southside Christian
48	Spencer Adkins	Sr.	LB	5-11	242	Naples/Naples
27	Carlos Armour	Sr.	DB	6-3	210	Memphis, Tenn./Melrose
57	Allen Bailey	Soph.	DL	6-4	285	Sapelo, Ga./McIntosh County Academy
79	Chris Barney	Jr.	OT	6-5	345	Miami/Northwestern
80	Travis Benjamin	Fr.	WR	5-10	162	Belle Glades/Glades Central
20	Damien Berry	Soph.	RB	5-11	217	Belle Glades/Glades Central HS
25	Matt Boshier	Soph.	P/PK	6-0	205	Jupiter/Jupiter
11	Arthur Brown	Fr.	LB	6-2	223	Wichita, Kan./Wichita East HS
45	Ramon Buchanan	Fr.	DB	6-1	205	Melbourne/Palm Bay
47	Laron Byrd	Fr.	WR	6-4	215	Boutte, La./Hahnville
69	Jake Byrne	Sr.	LS/QB	6-4	215	Miami/Gulliver Prep
67	Tyrone Byrd	Sr.	OL	6-5	315	Sugar Land, Texas/Houston Hightower
43	John Calhoun	Fr.	FB	6-3	255	Micco/Sebastian River HS
37	Jared Campbell	Soph.	DB	6-0	200	Aurora, Colo./Overland HS
32	Lee Chambers	R-Fr.	RB	5-10	185	Coffeeville, Miss./Coffeeville HS
28	Thearon Collier	Fr.	WR	5-8	184	Miami/Booker T. Washington
3	Glenn Cook	Sr.	LB	6-0	228	Hollywood/Chaminade-Madonna Prep
17	Taylor Cook	Fr.	QB/P	6-7	225	Eagle Lake, Texas/Rice HS
2	Graig Cooper	Soph.	RB	6-0	202	Memphis, Tenn./Melrose/Milford Prep
37	J.J. Davis	Jr.	WR	6-0	194	Camden, N.J./Girard College HS (Pa.)
51	Romeo Davis	Sr.	LB	6-3	235	Miami/Northwestern
96	Antonio Dixon	Sr.	DL	6-3	322	Miami/Booker T. Washington/Milford Prep
18	Dedrick Epps	Jr.	TE	6-4	253	Richmond, Va./Huguenot
82	Kayne Farquharson	Sr.	WR	6-2	192	Homestead/Homestead Senior HSE/ Camino (Calif.) JC
61	Joel Figueroa	So.	OL	6-5	344	North Miami/North Miami
99	Marcus Forston	Fr.	DL	6-2	308	Miami/Northwestern
64	Jason Fox	Jr.	OT	6-7	306	Fort Worth, Texas/North Crowley
74	Orlando Franklin	Soph.	OL	6-7	334	Delray Beach/Atlantic HS
58	Jordan Futch	Fr.	LB	6-2	220	Hollywood/Chaminade Madonna College Prep
69	Sean Goldstein	Fr.	LB	6-0	222	Dresher, Pa./Chestnut Hill Academy
84	Richard Gordon	Jr.	TE	6-4	270	Miami/Norland/Milford Prep (N.Y.)
24	Chavez Grant	Jr.	DB	5-11	180	Miami/Booker T. Washington
66	Harland Gunn	R-Fr.	OL	6-2	310	Omaha, Neb./Central HS
85	Leonard Hankerson	Soph.	WR	6-3	215	Fort Lauderdale/St. Thomas Aquinas HS
95	Gavin Hardin	Fr.	DL	6-3	240	Jackson, Tenn./Central-Merry
1	Brandon Harris	Fr.	DB	5-10	185	Miami/Booker T. Washington
49	Courtney Harris	Jr.	DE	6-3	255	Jupiter/Jupiter
12	Jacory Harris	Fr.	QB	6-4	185	Miami/Northwestern
49	Chris Hayes	Soph.	WR	5-9	170	Sarasota/Out-of-Door Academy
93	Dwayne Hendricks	Sr.	DL	6-4	300	Millville, N.J./Millville
39	Devon Hill	Fr.	WR	6-1	165	Trenton, N.J./Trenton Central HS
30	Patrick Hill	Jr.	FB	5-9	262	Torrance, Calif./Fairfax HS (Calif.)/El Camino C.C.
13	Ryan Hill	Jr.	DB	5-11	203	Tallahassee/Rickards
92	Josh Holmes	Soph.	DL	6-0	279	San Diego, Calif./Point Loma
34	C.J. Holton	Fr.	DB	6-0	214	Crawfordville, Fla./Wakulla HS
63	Tyler Horn	R-Fr.	OL	6-4	289	Memphis, Tenn./University HS
46	Eric Houston	Sr.	FB	6-2	236	Miami/Coral Reef
60	Chris Ivory	R-Fr.	LS	6-2	227	Bellevue/Bellevue HS
5	Javarris James	Jr.	RB	6-0	215	Immokalee/Immokalee

No.	Name	Class	Pos.	Ht.	Wt.	Hometown/High School/College
4	Aldarius Johnson	Fr.	WR	6-2	205	Miami/Northwestern
22	Bruce Johnson	Sr.	DB	5-11	182	Live Oak/Suwannee
81	Davon Johnson	Fr.	WR	5-11	186	Miami/Booker T. Washington
23	Tervaris Johnson	Jr.	TE	6-2	235	Miami/Monsignor Pace
52	Ben Jones	Fr.	OL	6-5	314	Miami/Northwestern
87	Khalil Jones	Sr.	WR	6-2	225	Miami/Northwestern
91	Joe Joseph	Jr.	DL	6-3	302	Orlando/Oak Ridge
39	Kris Kimball	Jr.	WR	5-9	197	Flourtown, Pa./Chestnut Hill Academy
98	Jeremy Lewis	Fr.	DL	6-3	314	West Palm Beach/Palm Beach Lakes
40	Joe Lucking	R-Fr.	FB	6-0	230	Cincinnati, Ohio/Anderson HS
59	Brandon Marti	Fr.	LB	6-1	195	Miami/Gulliver Prep
9	Robert Marve	R-Fr.	QB	6-1	210	Tampa/Plant HS
44	Colin McCarthy	Jr.	LB	6-3	240	Clearwater/Clearwater Central Catholic
15	Jermaine McKenzie	R-Fr.	WR	6-2	175	Bradenton/Bradenton Academy
33	Shawnbrey McNeal	Soph.	RB	5-11	190	Dallas, Texas/Madison HS
94	Eric Moncur	Sr.	DL	6-2	255	Miami/Carol City
49	Corey Nelms	Jr.	DB	6-1	195	Neptune, N.J./Neptune
29	JoJo Nicolas	Soph.	DB	6-1	197	Homestead/Homestead Senior HS
97	Adewale Ojomo	R-Fr.	DL	6-3	248	Hialeah/Hialeah HS
53	Levi Paalua	Fr.	LB	6-2	230	Laie, Hawaii/Kahuku HS
19	Matt Perrelli	Jr.	QB	6-3	248	Jupiter/Jupiter
6	Randy Phillips	Sr.	DB	6-0	208	Belle Glade/Glades Central
65	Matt Piphio	Jr.	OL	6-7	307	LaPorte City, Iowa/Union
35	Lovon Ponder	Sr.	DB	6-0	218	Miami/Monsignor Pace
26	Anthony Reddick	Sr.	DB	6-0	212	Ft. Lauderdale/St. Thomas Aquinas
54	Micanor Regis	Fr.	DL	6-2	321	Pahokee/Pahokee
56	Marcus Robinson	Fr.	LB	6-1	242	Homestead/Homestead
36	Kylan Robinson	Soph.	LB	6-1	235	Anchorage, Alaska/Tampa Chamberlain
76	Chris Rutledge	Sr.	OL	6-5	311	Miami/Dr. Krop
55	Xavier Shannon	Sr.	OL	6-1	302	Miami/Coral Gables/Flu
50	Darryl Sharpton	Jr.	LB	5-11	235	Coral Gables/Coral Gables
83	Sam Shields	Jr.	WR	6-0	186	Sarasota/Booker
62	Andrew Smith	Fr.	DL	6-2	242	Coconut Creek/Monarch
16	Cannon Smith	Fr.	QB	5-11	200	Memphis, Tenn./Olive Branch (Miss.)/Hargrave Military
31	Sean Spence	Fr.	LB	6-0	211	Miami/Northwestern
86	Tommy Streeter	Fr.	WR	6-5	205	Miami/Northwestern
68	Ian Symonette	Soph.	OL	6-9	351	Nassau, Bahamas/St. Pius (Houston)
7	Vaughn Telemaque	Fr.	DB	6-1	196	Long Beach, Calif./Long Beach Poly
21	Derron Thomas	Sr.	RB	5-9	208	Edgard, La./East St. John
41	Terrance Thomason	Sr.	WR	6-0	173	Riverdale, Ga./Riverdale
38	Kendal Thompkins	Fr.	WR	5-10	173	Miami/Northwestern
70	A.J. Trump	Jr.	C/G	6-3	300	Clearwater/Central Catholic
17	Alex Uribe	Sr.	PK	6-1	171	Miami/Gulliver Prep
8	DeMarcus Van Dyke	Soph.	DB	6-1	177	Miami/Pace HS
75	Chaz Washington	Soph.	OL	6-4	310	Destrehan, La./Destrehan
90	Steven Wesley	Soph.	DL	6-3	266	Bartow/Bartow
40	Jake Wiclaw	Fr.	K	6-1	194	New Lenox, Ill./Lincoln Way Central HS
41	Joe Wylie	Fr.	DB	6-1	190	Lauderdale Lakes/Boyd Anderson
77	Reggie Youngblood	Sr.	OT	6-5	317	Houston, Texas/Booker T. Washington
88	Chris Zellner	Sr.	TE	6-2	247	Sarasota/Booker



2008 Hurricanes Roster - Numerical

No.	Name	Class	Pos.	Ht.	Wt.	Hometown/High School/College
1	Brandon Harris	Fr.	DB	5-10	185	Miami/Booker T. Washington
2	Graig Cooper	Soph.	RB	6-0	202	Memphis, Tenn./Melrose/Milford Prep
3	Glenn Cook	Sr.	LB	6-0	228	Hollywood/Chaminade-Madonna Prep
4	Aldarius Johnson	Fr.	WR	6-2	205	Miami/Northwestern
5	Javarris James	Jr.	RB	6-0	215	Immokalee/Immokalee
6	Randy Phillips	Sr.	DB	6-0	208	Belle Glade/Glades Central
7	Vaughn Telemaque	Fr.	DB	6-1	196	Long Beach, Calif./Long Beach Poly
8	DeMarcus Van Dyke	Soph.	DB	6-1	177	Miami/Pace HS
9	Robert Marve	R-Fr.	WR	6-1	210	Tampa/Plant HS
11	Arthur Brown	Fr.	LB	6-2	223	Wichita, Kan./Wichita East HS
12	Jacory Harris	Fr.	QB	6-4	185	Miami/Northwestern
13	Ryan Hill	Jr.	DB	5-11	203	Tallahassee/Rickards
15	Jermaine McKenzie	R-Fr.	WR	6-2	175	Bradenton/Bradenton Academy
16	Cannon Smith	Fr.	QB	5-11	200	Memphis, Tenn./Olive Branch(Miss.)Hargrave
17	Taylor Cook	Fr.	QB/P	6-7	225	Eagle Lake, Texas/Rice Consolidated
17	Alex Uribe	Sr.	PK	6-1	171	Miami/Gulliver Prep
18	Dedrick Epps	Jr.	TE	6-4	253	Richmond, Va./Huguenot
19	Matt Perrelli	Jr.	QB	6-3	248	Jupiter/Jupiter
19	Daniel Adderley	R-Fr.	TE	6-6	225	Simpsonville, S.C./Southside Christian School
20	Damien Berry	Soph.	RB	5-11	217	Belle Glade/Glades Central HS
21	Derron Thomas	Sr.	RB	5-9	208	Edgard, La./East St. John
22	Bruce Johnson	Sr.	DB	5-11	182	Live Oak/Suwannee
23	Tervaris Johnson	Jr.	TE	6-2	235	Miami/Monsignor Pace
24	Chavez Grant	Jr.	DB	5-11	180	Miami/Booker T. Washington
25	Matt Boshier	Soph.	P/PK	6-0	205	Jupiter/Jupiter
26	Anthony Reddick	Sr.	DB	6-0	212	Ft. Lauderdale/St. Thomas Aquinas
27	Carlos Armour	Sr.	DB	6-3	210	Memphis, Tenn./Melrose
28	Thearon Collier	Fr.	WR	5-8	184	Miami/Booker T. Washington
29	JoJo Nicolas	Soph.	DB	6-1	197	Homestead/Homestead Senior HS
30	Patrick Hill	Jr.	FB	5-9	262	Torrance, Calif./Fairfax HS (Calif.)El Camino C.C.
31	Sean Spence	Fr.	LB	6-0	211	Miami/Northwestern
32	Lee Chambers	R-Fr.	RB	5-10	185	Coffeeville, Miss./Coffeeville HS
33	Shawnbrey McNeal	Soph.	RB	5-11	190	Dallas, Texas/Madison HS
34	C.J. Holton	Fr.	DB	6-0	214	Crawfordville, Fla./Wakulla HS
35	Lovon Ponder	Sr.	DB	6-0	218	Miami/Monsignor Pace
36	Kylan Robinson	Soph.	LB	6-1	235	Anchorage, Alaska/Tampa Chamberlain
37	Jared Campbell	Soph.	DB	6-0	200	Aurora, Colo./Overland HS
37	J.J. Davis	Jr.	WR	6-0	194	Camden, N.J./Girard College HS (Pa.)
38	Kendal Thompkins	Fr.	WR	5-10	173	Miami/Northwestern
39	Devon Hill	Fr.	WR	6-1	165	Trenton, N.J./
39	Kris Kimball	Jr.	WR	5-9	197	Flourtown, Pa./Chestnut Hill Academy
40	Jake Wieclaw	Fr.	K	6-1	194	New Lenox, Ill./Lincoln Way Central HS
40	Joe Lucking	R-Fr.	FB	6-0	230	Cincinnati, Ohio/Anderson HS
41	Joe Wylie	Fr.	DB	6-1	190	Lauderdale Lakes/Boyd Anderson
41	Terrance Thomason	Sr.	WR	6-0	173	Riverdale, Ga./Riverdale
43	John Calhoun	Fr.	FB	6-3	255	Micco/Sebastian River HS
44	Colin McCarthy	Jr.	LB	6-3	240	Clearwater/Clearwater Central Catholic
45	Ramon Buchanan	Fr.	DB	6-1	205	Melbourne/Palm Bay
46	Eric Houston	Sr.	FB	6-2	236	Miami/Coral Reef
47	Laron Byrd	Fr.	WR	6-4	215	Boutte, La./Hahnville
48	Spencer Adkins	Sr.	LB	5-11	240	Naples/Naples
49	Courtney Harris	Jr.	DE	6-3	255	Jupiter/Jupiter
49	Chris Hayes	Soph.	HO/WR	5-9	170	Sarasota/Out-of-Door Academy
49	Corey Nelms	Jr.	DB	6-1	195	Neptune, N.J./Neptune
50	Darryl Sharpton	Jr.	LB	5-11	235	Coral Gables/Coral Gables
51	Romeo Davis	Sr.	LB	6-3	235	Miami/Northwestern
52	Ben Jones	Fr.	OL	6-5	314	Miami/Northwestern

No.	Name	Class	Pos.	Ht.	Wt.	Hometown/High School/College
53	Levi Paalua	Fr.	LB	6-2	230	Laie, Hawaii/Kahuku HS
54	Micanor Regis	Fr.	DL	6-2	321	Pahokee/Pahokee
55	Xavier Shannon	Sr.	OL	6-1	302	Miami/Coral Gables/FIU
56	Marcus Robinson	Fr.	LB	6-1	242	Homestead/Homestead
57	Allen Bailey	Soph.	DL	6-4	285	Sapelo, Ga./McIntosh County Academy
58	Jordan Futch	Fr.	LB	6-2	220	Hollywood/Chaminade Madonna College Prep
59	Brandon Marti	Fr.	LB	6-1	195	Miami/Gulliver Prep
60	Chris Ivory	R-Fr.	LS	6-2	227	Bellevue/Bellevue HS
61	Joel Figueroa	So.	OL	6-5	344	North Miami/North Miami
62	Andrew Smith	Fr.	DL	6-2	242	Coconut Creek/Monarch
63	Tyler Horn	R-Fr.	OL	6-4	289	Memphis, Tenn./University HS
64	Jason Fox	Jr.	OT	6-7	306	Fort Worth, Texas/North Crowley
65	Matt Piphio	Jr.	OL	6-7	307	LaPorte City, Iowa/Union
66	Harland Gunn	R-Fr.	OL	6-2	310	Omaha, Neb./Central HS
67	Tyrone Byrd	Sr.	OL	6-5	315	Sugar Land, Texas/Houston Hightower
68	Ian Symonette	Soph.	OL	6-9	351	Nassau, Bahamas/St. Pius (Houston)
69	Jake Byrne	Sr.	LS/QB	6-4	215	Miami/Gulliver Prep
69	Sean Goldstein	Fr.	LB	6-0	222	Dresher, Pa./Chestnut Hill Academy
70	A.J. Trump	Jr.	C/G	6-3	300	Clearwater/Central Catholic
74	Orlando Franklin	Soph.	OL	6-7	334	Delray Beach/Atlantic HS
75	Chaz Washington	Soph.	DL	6-4	310	Destrehan, La./Destrehan
76	Chris Rutledge	Sr.	OL	6-5	311	Miami/Dr. Krop
77	Reggie Youngblood	Sr.	OT	6-5	317	Houston, Texas/Booker T. Washington
79	Chris Barney	Jr.	OT	6-5	345	Miami/Northwestern
80	Travis Benjamin	Fr.	WR	5-10	162	Belle Glades/Glades Central
81	Davon Johnson	Fr.	WR	5-11	186	Miami/Booker T. Washington
82	Kayne Farquharson	Sr.	WR	6-2	192	Homestead/Homestead Senior HSEl Camino (Calif.)JC
83	Sam Shields	Jr.	WR	6-0	186	Sarasota/Booker
84	Richard Gordon	Jr.	TE	6-4	270	Miami/Norland/Milford Prep (N.Y.)
85	Leonard Hankerson	Soph.	WR	6-3	215	Fort Lauderdale/St. Thomas Aquinas HS
86	Tommy Streeter	Fr.	WR	6-5	205	Miami/Northwestern
87	Khalil Jones	Sr.	WR	6-2	225	Miami/Northwestern
88	Chris Zellner	Sr.	TE	6-2	247	Sarasota/Booker
90	Steven Wesley	Soph.	DL	6-3	266	Bartow/Bartow
91	Joe Joseph	Jr.	DL	6-3	302	Orlando/Oak Ridge
92	Josh Holmes	Soph.	DL	6-0	279	San Diego, Calif./Point Loma
93	Dwayne Hendricks	Sr.	DL	6-4	300	Millville, N.J./Millville
94	Eric Moncur	Sr.	DL	6-2	255	Miami/Carol City
95	Gavin Hardin	Fr.	DL	6-3	240	Jackson, Tenn./Central-Merry
96	Antonio Dixon	Sr.	DL	6-3	322	Miami/Booker T. Washington/Milford Prep
97	Adewale Ojomo	R-Fr.	DL	6-3	248	Hialeah/Hialeah HS
98	Jeremy Lewis	Fr.	DL	6-3	314	West Palm Beach/Palm Beach Lakes
99	Marcus Forston	Fr.	DL	6-2	308	Miami/Northwestern



2008 Miami Hurricanes Class Breakdown

TRUE FRESHMEN (28)

WR Travis Benjamin
 LB Arthur Brown
 LB Ramon Buchanan
 WR Laron Byrd
 FB John Calhoun
 WR Thearon Collier
 QB Taylor Cook
 DL Marcus Forston
 LB Jordan Futch
 DL Gavin Hardin
 DB Brandon Harris
 QB Jacory Harris
 DB C.J. Holton
 WR Aldarius Johnson
 WR Davon Johnson
 OL Ben Jones
 DL Jeremy Lewis
 LB Brandon Marti
 DL Micanor Regis
 LB Marcus Robinson
 DL Andrew Smith
 QB Cannon Smith
 LB Sean Spence
 WR Tommy Streeter
 DB Vaughn Telemaque
 WR Kendall Thompkins
 K Jake Wiclaw
 DB Joe Wylie

REDSHIRT FRESHMEN (9)

TE Daniel Adderley
 RB Lee Chambers
 OL Harland Gunn
 OL Tyler Horn
 LS Chris Ivory (WO)
 FB Joe Lucking (WO)
 QB Robert Marve
 WR Jermaine McKenzie
 DE Adewale Ojomo

SOPHOMORES (16)

DL Allen Bailey
 RB Damien Berry
 PK/P Matt Boshier
 DB Jared Campbell
 RB Graig Cooper
 OL Joel Figueroa
 OL Orlando Franklin
 WR Leonard Hankerson
 DL Josh Holmes
 RB Shawnbrey McNeal
 DB Joseph Nicolas
 LB Kylan Robinson
 OL Ian Symonette
 DB DeMarcus Van Dyke
 DL Chaz Washington
 DL Steven Wesley

JUNIORS (20)

OT Chris Barney
 WR J.J. Davis (WO)
 TE Dedrick Epps
 OL Jason Fox
 TE Richard Gordon
 DB Chavez Grant
 DL Courtney Harris
 WR Chris Hayes (WO)
 FB Patrick Hill
 DB Ryan Hill
 RB Javarris James
 TE Tervaris Johnson
 DL Joe Joseph
 WR Kris Kimball (WO)
 LB Colin McCarthy
 OL Matt Piphoo
 LB Darryl Sharpton
 WR Sam Shields
 OL A.J. Trump
 PK Alex Uribe (WO)

SENIORS (23)

LB Spencer Adkins
 DB Carlos Armour
 OL Tyrone Byrd
 QB Jake Byrne (WO)
 LB Glenn Cook
 LB Romeo Davis
 DL Antonio Dixon
 WR Kayne Farquharson
 DL Dwayne Hendricks
 RB Eric Houston
 DB Bruce Johnson
 WR Khalil Jones
 DL Eric Moncur
 QB Matt Perrelli (WO)
 DB Randy Phillips
 DB Lovon Ponder
 DB Anthony Reddick
 OL Chris Rutledge
 OL Xavier Shannon
 RB Derron Thomas
 WR Terrance Thomason (WO)
 OL Reggie Youngblood
 TE Chris Zellner

THE 2008 HURRICANES BY CLASS

Class	Offense	Defense	ST	Total
True Freshmen	12	13	1	26
Redshirt Freshmen	7	1	1	9
Sophomores	6	9	1	16
Juniors	13	6	0	19
Seniors	11	12	1	24
Total	49	41	4	94

PRONUNCIATION GUIDE

Matt Boshier BOSH-er
 Ramon Buchanan ruh-MONE
 Laron Byrd luh-RON
 Jared Campbell JAR-ed
 Thearon Collier ther-RON
 Graig Cooper GRAIG (rhymes with Craig)
 Dedrick Epps DEE-drick
 Kayne Farquharson CANE FAR-kuh-son
 Joel Figueroa Jo-el fig-er-OH-uh
 Chavez Grant CHEV-ez
 Javarris James ja-VARR-iss
 Davon Johnson duh-VON
 Tervaris Johnson ter-VARR-iss
 Khalil Jones ka-LEE-oh
 Shawnbrey McNeal SHAWN-bray
 Eric Moncur mahn-KURR
 JoJo Nicholas NICK-o-less
 Adewale Ojomo ad-uh-WALL-ee o-JO-mo
 Matt Perrelli per-RELL-ee
 Matt Piphoo PEE-po
 Lovon Ponder luh-VON
 Micanor Regis muh-connor REE-gis
 Kylan Robinson KIE-lin
 Ian Symonette SIM-uh-net
 Vaughn Telemaque TELL-uh-mack
 Derron Thomas dah-RON
 Alex Uribe ur-EE-bay
 Jake Wiclaw WHY-claw

STARTERS RETURNING: 11 (minimum 7 games started in 2007)

OFFENSE (4)

Offensive Line: Jason Fox (12), Reggie Youngblood (9)
Running Back: Javarris James (12)
Tight End: Chris Zellner (9)

DEFENSE (4)

Defensive Line: Eric Moncur (8)
Linebackers: Colin McCarthy (10)
Defensive Backs: Bruce Johnson (8), DeMarcus Van Dyke (8)

SPECIALISTS (3)

Punter: Matt Boshier (12)
Kickoff Returner: Ryan Hill (10), Shawnbrey McNeal (7)

STARTERS LOST (19)

OFFENSE (5)

Offensive Line: Derrick Morse (12), Andrew Bain (9), John Rochford (12)
Quarterback: Kyle Wright (9)
Wide Receivers: Darnell Jenkins (8)

DEFENSE (7)

Defensive Line: Calais Campbell (12), Teraz McCray (10), Eric Moncur (8)
Linebackers: Tavares Gooden (11)
Defensive Backs: Kenny Phillips (11), Bruce Johnson (8), Willie Cooper (10)

SPECIALISTS (2)

Placekicker: Francesco Zampogna (10)
Punt/FG/PAT Snapper: Ross Abramson (12)



2008 Depth Chart

Offense

WR	47	Laron Byrd (6-4, 211, Fr.)
	4	Aldarius Johnson (6-2, 205, Fr.)
LT	64	Jason Fox (6-7, 306, Jr.)
	77	Reggie Youngblood (6-5, 317, Sr.)
	65	Matt Pipho (6-7, 307, Jr.)
LG	74	Orlando Franklin (6-7, 334, Soph.)
	70	A.J. Trump (6-3, 300, Jr.)
C	55	Xavier Shannon (6-1, 302, Sr.)
	70	A.J. Trump (6-3, 300, Jr.)
RG	70	A.J. Trump (6-3, 300, Jr.)
	61	Joel Figueroa (6-5, 344, Soph.)
RT	76	Chris Rutledge (6-5, 311, Sr.)
	77	Reggie Youngblood (6-5, 317, Sr.)
TE	18	Dedrick Epps (6-4, 253, Jr.)
	or 88	Chris Zellner (6-2, 247, Sr.)
	84	Richard Gordon (6-4, 270, Jr.)
WR	83	Sam Shields (6-0, 186, Jr.)
	85	Leonard Hankerson (6-3, 215, Soph.)
QB	9	Robert Marve (6-1, 210, R-Fr.)
	12	Jacory Harris (6-4, 185, Fr.)
HB	2	Graig Cooper (6-0, 202, Soph.)
	5	Javarris James (6-0, 215, Jr.)
	21	Derron Thomas (5-9, 208, Sr.)
FB	30	Patrick Hill (5-9, 262, Jr.)
	46	Eric Houston (6-2, 236, Sr.)

Defense

LE	90	Steven Wesley (6-3, 266, Soph.)
	57	Allen Bailey (6-4, 285, Soph.)
LT	91	Joe Joseph (6-3, 302, Jr.)
	96	Antonio Dixon (6-3, 322, Sr.)
	92	Josh Holmes (6-0, 279, Soph.)
RT	93	Dwayne Hendricks (6-4, 300, Sr.)
	99	Marcus Forston (6-2, 308, Fr.)
RE	56	Marcus Robinson (6-1, 242, Fr.)
	97	Adewale Ojomo (6-3, 248, R-Fr.)
	or 62	Andrew Smith (6-2, 242, Fr.)
SLB	50	Darryl Sharpton (5-11, 235, Jr.)
	or 51	Romeo Davis (6-3, 235, Sr.)
MLB	3	Glenn Cook (6-0, 228, Sr.)
	48	Spencer Adkins (5-11, 240, Sr.)
WLB	31	Sean Spence (6-0, 211, Fr.)
	11	Arthur Brown (6-2, 223, Fr.)
LCB	1	Brandon Harris (5-10, 185, Fr.)
	or 24	Chavez Grant (5-11, 180, Jr.)
RCB	22	Bruce Johnson (5-11, 182, Sr.)
	8	DeMarcus Van Dyke (6-1, 177, Soph.)
S	26	Anthony Reddick (6-0, 212, Sr.)
	35	Lovon Ponder (6-0, 218, Sr.)
S	29	JoJo Nicolas (6-1, 197, Soph.)
	13	Ryan Hill (5-11, 203, Jr.)


Special Teams

PK	25	Matt Boshier (6-0, 205, Soph.)
	40	Jake Wieclaw (6-1, 194, Fr.)
KO	25	Matt Boshier (6-0, 205, Soph.)
	40	Jake Wieclaw (6-1, 194, Fr.)
P	25	Matt Boshier (6-0, 205, Soph.)
	17	Taylor Cook (6-7, 225, Fr.)
H	19	Matt Perrelli (6-3, 248, Jr.)

LS	69	Jake Byrne (6-4, 215, Sr.)
	60	Chris Ivory (6-2, 227, R-Fr.)
PR	80	Travis Benjamin (5-10, 162, Fr.)
	28	Thearon Collier (5-8, 184, Fr.)
KOR	13	Ryan Hill (5-11, 203, Jr.)
	33	Shawnbrey McNeal (5-11, 190, Soph.)
KOR	80	Travis Benjamin (5-10, 162, Fr.)
	1	Brandon Harris (5-10, 185, Fr.)



48
SPENCER ADKINS
 Linebacker
 5-11, 242, Senior-3L
 Naples, Florida
 Naples HS



2008 (SENIOR): Played in 10 games ... Finished with 17 tackles (13 solo), with six tackles for loss and four sacks ... Tied for third on the team in sacks ... Played middle linebacker and found a role as pass rusher on third down situations ... Named ACC Defensive Lineman of the Week after picking up two sacks and three tackles in the season opening win over Charleston Southern ... Had a season high four tackles twice against Wake Forest and at NC State.


SPENCER ADKINS' CAREER STATISTICS

Year	GP/GS	TACKLES				QBPs	Sacks	FUMBLES			Int
		TT	UT	AT	TFL			FF	FR	PBU	
2005	6/0	0	0	0	0-0	0	0-0	0	0-0	0	0-0
2006	4/0	3	2	1	1-1	0	0-0	0	0-0	0	0-0
2007	11/5	52	27	25	3-11	1	1-8	0	0-0	1	1-13
2008	10/0	17	13	4	6-24	0	4-20	0	0-0	0	0-0
Totals:	31/5	72	42	30	10-36	1	5-28	0	0-0	1	1-13

SPENCER ADKINS' CAREER HIGHS

Total tackles 10 (vs. Georgia Tech 2007)
 Solo 6 (vs. Florida International 2007)
 Assists 6 (vs. Georgia Tech 2007)
 Sacks 2 (vs. Charleston Southern 2008)

57
ALLEN BAILEY
 Defensive Lineman
 6-4, 285, Sophomore-1L
 Sapelo, Georgia
 McIntosh County Academy



2008 (SOPHOMORE): Played in 11 games with three starts at defensive end ... Sometimes plays defensive tackle in some third down situations ... Leads the team with five sacks and is tied for the team-lead with nine tackles for loss ... Has registered 22 tackles (14 solo, eight assisted)...Posted a career-high four tackles twice - at Texas A&M and at NC State ...Recorded two sacks in win against UCF ... Also has sacks at Virginia, against Virginia Tech and at NC State ... Had two tackles for loss twice, first against UCF and at NC State ... Made starts against UCF, at Duke and at NC State.


ALLEN BAILEY'S CAREER STATISTICS

Year	GP/GS	TACKLES				QBPs	Sacks	FUMBLES			Int
		TT	UT	AT	TFL			FF	FR	PBU	
2007	12/0	0	0	0	0-0	0	0-0	0	0-0	0	0-0
2008	11/3	22	14	8	9-56	14	5-46	0	0-0	0	0-0
Totals:	23/3	22	14	8	9-56	14	5-46	0	0-0	0	0-0

ALLEN BAILEY'S CAREER HIGHS

Total tackles 4, twice (at Texas A&M; at NC State 2008)
 Solo 2, five times (last at NC State 2008)
 Assists 2, three times (last at NC State 2008)
 Sacks 2 (vs. UCF 2008)

27
CARLOS ARMOUR
 Defensive Back
 6-3, 210, Senior-3L
 Memphis, Tennessee
 Melrose HS



2008 (SENIOR): Played in 11 games ... Finished with 16 tackles while playing cornerback ... Registered a season-high five tackles at Virginia ... Had three other multi-tackle games including three tackles at Duke, two tackles at Wake Forest and three more tackles at NC State ... Only game he missed was at Florida.


CARLOS ARMOUR'S CAREER STATISTICS

Year	GP/GS	TACKLES				QBPs	Sacks	FUMBLES			Int
		TT	UT	AT	TFL			FF	FR	PBU	
2004	3/0	2	1	1	0-0	0	0-0	0	0	0	0-0
2005	Did not play - Medical redshirt										
2006	7/0	0	0	0	0-0	0	0-0	0	0-0	0	0-0
2007	10/4	30	14	16	0-0	0	0-0	0	0-0	4	0-0
2008	11/0	16	11	5	5-0	0	0-0	0	0-0	0	0-0
Totals	31/4	48	26	22	.5-0	0	0-0	0	0-0	4	0-0

CARLOS ARMOUR'S CAREER HIGHS

Total tackles 7 (at North Carolina 2007)
 Solo 3 (at North Carolina 2007)
 Assists 4 (at North Carolina 2007)

80
TRAVIS BENJAMIN
 Wide Receiver
 5-10, 162, Freshman-HS
 Belle Glade, Florida
 Glades Central HS



2008 (FRESHMAN): Played in 11 of 12 games making five starts ... Fifth leading receiver with 16 receptions for 276 yards ... Leads the team in punt return yardage (173) and kick return yardage (477) and yards per reception (17.2) while ranking second in all-purpose yards (968) and touchdowns (4) ... Started games against UCF, Duke, Wake Forest, Virginia and Virginia Tech ... Caught a career-high four passes for 72 yards against Wake Forest ... Had a breakout game against Florida State, hauling in three receptions for 71 yards and a career-long 51-yard reception; Also added a 18-yard rushing TD and returned six kickoffs for 185 yards with a career-long 57 yarder ... Completed a 17-yard pass to quarterback Jacory Harris on a double-reverse at Duke.

TRAVIS BENJAMIN'S CAREER STATISTICS

Year	GP/GS	RUSHING				RECEIVING					
		Att	Yards	Avg.	TD	LG	No.	Yards	Avg.	TD	LG
2008	11/5	5	42	8.4	1	18	16	276	17.2	3	51

Year	GP/GS	PUNT RETURNS		
		No	Yards	Avg.
2008	11/5	15	173	11.5


Year	GP/GS	KICK RETURNS		
		No	Yards	Avg.
2008	11/5	21	477	22.7

TRAVIS BENJAMIN'S CAREER HIGHS

Rushing Attempts 2 (vs. North Carolina 2008)
 Rushing Yards 18 (vs. Florida State 2008)
 Rushing Touchdowns 1 (vs. Florida State 2008)
 Long run 18 (vs. Florida State 2008)
 Receptions 4 (vs. Wake Forest 2008)
 Receiving Yards 72 (vs. Wake Forest 2008)
 Receiving Touchdowns 1, three times (vs. UCF, Florida State, Duke 2008)
 Long Reception 51 (vs. Florida State 2008)



25
MATT BOSHER
Placekicker / Punter
6-0, 205, Sophomore-1L
Jupiter, Florida
Jupiter HS



2008 LOU GROZA AWARD SEMIFINALIST
2008 ALL-ACC SECOND TEAM
2008 JACK HARDING AWARD RECIPIENT (TEAM MVP)

2008 (SOPHOMORE): Named a semifinalist for the Lou Groza Award, given to the nation's top kicker ... Named second team All-ACC as a kicker and punter ... Also awarded Miami's Jack Harding Award given to the team's most valuable player ... Led Miami with 89 points converting 17-of-19 field goals and 38-of-38 PATs ... Ranked second in the ACC in scoring as a kicker, third in scoring overall and third in field goals ... ACC's second leading punter averaging 41.1 yards per punt ... In league games, led the ACC in punting (42.3 yards per punt) and ranked second in scoring with 61 points ... Connected on a career-long 52-yard field goal against Wake Forest and added another 50-yard field goal against Florida ... Had a career-long 76-yard punt at Duke, which was the fourth-longest punt in school history and had nine punts of 50-plus yards ... Made a career-best three field goals three times - against Wake Forest, Virginia Tech and Florida State ... Two-time Lou Groza Award national star of the week after performances against Wake Forest and Virginia Tech ... Named ACC Specialist of the Week after Virginia Tech game ... Also finished the regular season with eight total tackles on special teams ... Rushed once on a fake punt against Florida State for 9-yard gain and first down.

MATT BOSHER'S CAREER STATISTICS


Year	GP/GS	PUNTING				In 20	TB	Blk	Ret. Yards	Net Avg.
		No.	Yards	Avg.	Long					
2007	12/12	58	2329	40.2	75	9	1	2	181	36.7
2008	12/12	60	2467	41.1	76	19	2	2	156	37.9
Totals	24/24	118	4796	40.6	76	28	3	4	337	37.3

Year	GP/GS	EXTRA POINTS			FIELD GOALS			FG BREAKDOWN				
		XP/XPA	Pct.	Pct.	FG/FGA	Pct.	Long	Pts.	10-19	20-29	30-39	40-49
2008	12/12	38/38	1.000	17-19	89.5	52	89	0/0	9/9	5/5	1/2	2/3

MATT BOSHER'S CAREER HIGHS

Field goals 3, three times (vs. FSU, Wake Forest, Virginia Tech 2008)
Field goal attempts . 3, three times (vs. FSU, Wake Forest, Virginia Tech 2008)
Long field goal 52 (vs. Wake Forest 2008)
Extra points 7 (vs. Charleston Southern 2008, at Duke 2008)
Extra point attempts 7 (vs. Charleston Southern 2008, at Duke 2008)
Points 13 (vs. FSU 2008)
Punts 11 (vs. UCF 2008)
Punting yards 410 (vs. UCF 2008)
Average 51.7 (at Virginia Tech 2007)
Long 76 (at Duke 2008)
Kicks inside the 20 4 (at Florida 2008)

45
RAMON BUCHANAN
Defensive Back
6-1, 205, Freshman-HS
Melbourne, Florida
Palm Bay HS




2008 (FRESHMAN): Played in eight games, mostly on special teams, but saw some action at safety against Duke... Has five tackles in eight games.

RAMON BUCHANAN'S CAREER STATISTICS

Year	GP/GS	TACKLES					FUMBLES				
		TT	UT	AT	TFL	QBP	Sacks	FF	FR	PBU	Int
2008	8/0	5	4	1	0-0	0	0-0	0	0-0	0	0-0

11
ARTHUR BROWN
Linebacker
6-2, 223, Freshman-HS
Wichita, Kansas
Wichita East HS




2008 (FRESHMAN): Played in 10 games, mostly on special teams but saw some action at linebacker against Duke... Has four tackles on the year.

ARTHUR BROWN'S CAREER STATISTICS

Year	GP/GS	TACKLES					Sacks	FUMBLES			
		TT	UT	AT	TFL	QBP		FF	FR	PBU	Int
2008	10/0	4	2	2	0-0	0	0-0	0	0-0	0	0-0

47
LARON BYRD
Wide Receiver
6-4, 215, Freshman-HS
Boutte, Louisiana
Hahnville HS



2008 (FRESHMAN): Played in all 12 games and made three starts against Texas A&M, Georgia Tech and NC State ... Team's sixth-leading receiver with 18 receptions for 184 yards and three touchdowns ... First career-receiving touchdown came on the road at Duke - a 10-yard reception ... Caught the game-tying touchdown - a career-long 26-yard reception - in the final minutes of regulation in the come-from-behind overtime win at Virginia ... Had a career-high three receptions in the season opener against Charleston Southern and season finale at NC State ... Had a career-best 47 receiving yards at NC State... Only UM player with a catch in at least 11 games.

LARON BYRD'S CAREER STATISTICS


Year	GP/GS	RUSHING				RECEIVING					
		Att	Yards	Avg.	TD	LG	No.	Yards	Avg.	TD	LG
2008	12/3	0	0	0.0	0	0	18	184	10.2	3	26

LARON BYRD'S CAREER HIGHS

Receptions 3 (vs. Charleston Southern; at NC State 2008)
Receiving Yards 47 (at NC State 2008)
Receiving Touchdowns 1, three times (at Duke, at Virginia, at NC State 2008)
Long Reception 26 (at Virginia 2008)




67
TYRONE BYRD
 Offensive Lineman
 6-5, 310, Senior-3L
 Sugar Land, Texas
 Houston Hightower HS



2008 (SENIOR): Played in seven games mostly at guard but made first career start at right tackle at Texas A&M ... Also played against Charleston Southern, Florida, Florida State, North Carolina, UCF and Georgia Tech.


2005 totals: 6 games, 0 starts
2006 totals: 3 games, 0 starts
2007 totals: 6 games, 0 starts
2008 totals: 7 games, 1 start
Career totals: 22 games, 1 start

69
JAKE BYRNE
 Quarterback
 6-4, 215, Senior-Walk-On
 Miami, Florida
 Gulliver Prep



2008 (SENIOR): Played in all 12 games for the Hurricanes serving as the long snapper on field goals and extra-point attempts ... made first career appearance for the Hurricanes when he handled long snapping duties on punts, field goals and extra points against Charleston Southern ... Named a semifinalist for the Draddy Trophy which recognizes academic excellence by a collegiate football player.

32
LEE CHAMBERS
 Running Back
 5-10, 185, Freshman-RS
 Coffeerville, Mississippi
 Coffeerville, HS



2008 (REDSHIRT FRESHMAN): Played in four games and tallied nine carries for 56 yards ... Averaged 6.2 yards per carry ... Had a career-long 25-yard run against UCF ... Carried a career-high four times for 31 yards against UCF.

LEE CHAMBERS' CAREER STATISTICS

Year	GP/GS	RUSHING				RECEIVING					
		Att	Yards	Avg.	TD	LG	No.	Yards	Avg.	TD	LG
2008	4/0	9	56	6.2	0	25	0	0	0.0	0	0


KICKOFF RETURNS

Year	GP/GS	No	Yards	Avg	TD	LG
2007	4/0	2	36	18.0	0	28

LEE CHAMBERS' CAREER HIGHS

Rushing Attempts 5 (vs. Charleston Southern 2008)
 Rushing Yards 31 (vs. UCF 2008)
 Long run 25 (vs. UCF 2008)

28
THEARON COLLIER
 Wide Receiver
 5-8, 184, Freshman-HS
 Miami, Florida
 Booker T, Washington HS



2008 (FRESHMAN): Played in 11 games and made three starts against Duke, Wake Forest and Virginia ... Team's second-leading receiver with 25 receptions for 318 yards and one touchdown from the slot position ... First career-receiving touchdown came on the road at Texas A&M - a 26-yard reception ... Caught four passes for 62 yards and a touchdown against Texas A&M ... Added three catches for a career-high 64 yards including a career-long 43-yard reception at Virginia ... Matched a career-high four receptions for 55 yards at NC State ... Also has returned eight punts for 35 yards.

THEARON COLLIER'S CAREER STATISTICS


Year	GP/GS	RUSHING				RECEIVING					
		Att	Yards	Avg.	TD	LG	No.	Yards	Avg.	TD	LG
2008	11/3	1	0	0.0	0	0	25	318	12.7	1	43

THEARON COLLIER'S CAREER HIGHS

Receptions 4, twice (at Texas A&M; at NC State 2008)
 Receiving Yards 64 (at Virginia 2008)
 Receiving Touchdowns 1 (at Texas A&M 2008)
 Long Reception 43 (at Virginia 2008)



3
GLENN COOK
Linebacker
6-0, 228, Senior-3L
Hollywood, Florida
Chaminade-Madonna Prep



2008 (SENIOR): One of three team captains ... Received the Plumer Memorial Award (leadership, motivation, spirit) and Dale Melching Award (leadership) at the 2008 UM awards' banquet ... Started all 12 games for the Hurricanes at middle linebacker and serves as the quarterback of the defense ... Leads team with 72 tackles (40 solo, 32 assisted) and has seven tackles for loss, three quarterback hurries and a fumble recovery for a touchdown ... Matched career-highs with 10 tackles at Texas A&M and against UCF ... Named ACC Defensive Lineman of the Week after his performance against the Aggies which produced 10 tackles, a forced fumble and fumble recovery for a TD ... Also recorded nine tackles at Georgia Tech and posted at least five tackles in nine games.

GLENN COOK'S CAREER STATISTICS


Year	GP/GS	TACKLES				QB	Sacks	FUMBLES			Int
		TT	UT	AT	TFL			FF	FR	PBU	
2003		Did not play - Redshirt season									
2004	10/2	17	6	11	5-8	3	0-0-0	0	1-0	0	0-0
2005	12/1	28	14	14	6.5-13	2	1.5-5	0	0-0	2	0-0
2006	12/11	64	32	32	4-8	7	0-0	0	0-0	2	0-0
2007		Did not play - Medical Redshirt									
2008	12/12	72	40	32	7-17	3	.5-5	1	1-2	1	0-0
Totals	34/14	181	92	89	22.5-46	15	2-10	1	2-2	5	0-0

Additional statistics: 2 career touchdowns on fumble recoveries - at Georgia Tech in 2006 and at Texas A&M in 2008.

GLENN COOK'S CAREER HIGHS

Total tackles 10, three times (at Duke 2006; at Texas A&M 2008; vs. UCF 2008)
Solo 7 (vs. UCF 2008, at Georgia Tech 2008)
Assists 7 (at Texas A&M 2008)

2
GRAIG COOPER
Running Back
6-0, 202, Sophomore-1L
Memphis, Tennessee
Melrose HS / Milford Prep



2008 (SOPHOMORE): Named team's Most Versatile Player at the 2008 UM awards' banquet...Leads the team in rushing for the second straight season with 778 yards and a 4.9-yard average per carry...Also has caught 24 passes for 102 yards (4.2 average)...Leads the team with six touchdowns (four rushing, one receiving and one punt return)... Has three 100-yard rushing games in 2008 and five for his career ... Ran 16 times for 128 yards and two touchdowns in the win at Texas A&M ... Rushed for 110 yards on 19 carries against North Carolina ... Carried a career-high 24 times for a career-best 131 yards in the overtime win at Virginia ... Has started 10 of 12 games in the backfield ... Leads the team in all-purpose yards with 1,059 yards.

GRAIG COOPER'S CAREER STATISTICS

Year	GP/GS	RUSHING					RECEIVING				
		Att	Yards	Avg.	TD	LG	No.	Yards	Avg.	TD	LG
2007	11/1	125	682	5.5	4	56	13	129	9.9	1	25
2008	12/10	159	778	4.9	4	51	24	102	4.2	1	11
Totals	23/11	284	1460	5.1	8	56	37	231	6.2	2	25

PUNT RETURNS

Year	GP/GS	No	Yards	Avg.	TD	LG
2007	11/1	16	76	4.8	0	16
2008	12/10	3	90	30.0	1	66
Totals	23/11	19	156	8.2	1	66

KICK RETURNS

Year	GP/GS	No	Yards	Avg.	TD	LG
2008	12/10	4	89	22.2	0	26

GRAIG COOPER'S CAREER HIGHS

Rushing Attempts 24 (at Virginia 2008)
Rushing Yards 131 (at Virginia 2008)
Rushing Touchdowns 2 (at Texas A&M 2008)
Long run 56 (vs. Marshall 2007)
Receptions 7 (vs. Florida State 2008)
Receiving Yards 34 (vs. Texas A&M 2007)
Receiving Touchdowns 1, twice (vs. Texas A&M 2007; vs. North Carolina 2008)
Long Reception 25 (vs. Duke 2007)

51
ROMEO DAVIS
Linebacker
6-3, 235, Senior-3L
Miami, Florida
Northwestern HS



2008 (SENIOR): Played in 10 games making starts at Virginia and against Virginia Tech ... Posted a career-high eight tackles in win at Virginia ... Team's sixth-leading tackler with 30 tackles (18 solo, 12 assisted) ... Also has two tackles for loss.


ROMEO DAVIS' CAREER STATISTICS

Year	GP/GS	TACKLES				QB	Sacks	FUMBLES			Int
		TT	UT	AT	TFL			FF	FR	PBU	
2004	10/2	15	2	13	3-4	0	0-0	0	0-0	0	0-0
2005	12/9	33	14	19	5-11	2	0-0	0	0-0	2	0-0
2006	7/2	21	15	6	1-2	0	0-0	0	0-0	0	0-0
2007	2/0	0	0	0	0-0	0	0-0	0	0-0	0	0-0
2008	10/2	30	18	12	2-4	1	0-0	0	0-0	0	0-0
Totals	41/15	99	49	50	11-21	3	0-0	0	0-0	2	0-0

ROMEO DAVIS' CAREER HIGHS

Total tackles 8 (at Virginia 2008)
Solo 5, twice (vs. Florida International 2006; vs. Wake Forest 2008)
Assists 4, twice (at Virginia 2008; vs. Virginia Tech 2008)

96
ANTONIO DIXON
Defensive Lineman
6-3, 322, Senior-3L
Miami, Florida
Booker T. Washington HS / Milford Academy



2008 (SENIOR): Played in all 12 games and started against Charleston Southern, at Florida, against UCF and at Duke ... Has 21 tackles (seven solo, 14 assisted), three tackles for loss and a fumble recovery ... Posted a season-high five tackles in win at Texas A&M ... Totaled three tackles against North Carolina and Florida State ... Had a fumble recovery against Wake Forest.

ANTONIO DIXON'S CAREER STATISTICS


Year	GP/GS	TACKLES				QB	Sacks	FUMBLES			Int
		TT	UT	AT	TFL			FF	FR	PBU	
2005	8/0	7	3	4	0-0	2	0-0	0	0-0	0	0-0
2006	10/1	12	3	9	2-3	2	1-3	0	0-0	0	0-0
2007	9/4	21	8	13	3.5-16	3	1.5-12	0	0-0	1	0-0
2008	12/4	21	7	14	3-8	4	0-0	0	1-0	0	0-0
Totals	39/9	61	21	40	8.5-27	11	2.5-15	0	1-0	1	0-0

ANTONIO DIXON'S CAREER HIGHS

Total tackles 6, twice (vs. Texas A&M and Duke 2007)
Solo 4 (vs. Duke 2007)
Assists 5, twice (vs. Texas A&M 2007; at Texas A&M 2008)
Sacks 1.5 (vs. Duke 2007)



18
DEDRICK EPPS
 Tight End
 6-4, 253, Junior-2L
 Richmond, Virginia
 Huguenot HS



2008 (JUNIOR): Has started 10 of 12 games for the Hurricanes ... Third on the team in receiving yards (304) and fourth in receptions (22) ... Has two touchdown receptions on the season ... Set a career-high with four receptions for 57 yards and a touchdown at Georgia Tech ... Matched career-high with four receptions and a career-best 101 yards at NC State including a career-long 69-yard TD, which also was Miami's longest play from scrimmage this year ... Added three receptions for 48 yards in win at Texas A&M and had another three catches against UCF ... Became the first player with over 100 yards receiving in a game since Darnell Jenkins last season at Florida State (10/27/07) ... Also was the first tight end with 100 receiving yards since Greg Olsen had 132 yards on eight receptions against Florida State in 2005.


DEDRICK EPPS' CAREER STATISTICS

Year	RECEIVING					
	GP/GS	No.	Yards	Avg.	TD	LG
2006	6/1	0	0	0.0	0	0
2007	10/0	8	83	10.4	1	15
2008	12/10	22	304	13.8	2	69
Totals	28/11	30	387	12.9	3	69

DEDRICK EPPS' CAREER HIGHS

Receptions 4, twice (at Georgia Tech; at NC State 2008)
 Receiving Yards 101 (at NC State 2008)
 Receiving Touchdowns . . . 1, three times (at FSU 2007; at Ga. Tech; at NC State 2008)
 Long Reception 69 at NC State 2008)

82
KAYNE FARQUHARSON
 Wide Receiver
 6-2, 192, Senior-1L
 Homestead, Florida
 Homestead HS / El Camino J.C.



2008 (SENIOR): Has played in 11 games with one start coming at Texas A&M ... Tied for fifth with 18 receptions and fourth in receiving yards (280) ... Caught a career-high five passes for a career-best 67 yards at Texas A&M ... Had three catches for 51 yards and a touchdown against North Carolina ... Hauled in touchdown catches at Texas A&M, against North Carolina and at Georgia Tech ... Has at least five catches of 20-plus yards from the slot position.


KAYNE FARQUHARSON'S CAREER STATISTICS

Year	RECEIVING					
	GP/GS	No.	Yards	Avg.	TD	LG
2007	10/3	9	75	8.3	1	12
2008	11/1	18	280	15.6	3	37
Totals	21/4	27	355	13.1	4	37

KAYNE FARQUHARSON'S CAREER HIGHS

Receptions 5 (at Texas A&M 2008)
 Receiving Yards 67 (at Texas A&M 2008)
 Receiving Touchdowns . . 1, three times (at Texas A&M; vs. UNC; at Georgia Tech 2008)
 Long Reception 37 (vs. Virginia Tech 2008)


61
JOEL FIGUEROA
 Offensive Lineman
 6-5, 344, Sophomore-1L
 North Miami, Florida
 North Miami HS



2008 (SOPHOMORE): Played in all 12 games at right guard with starts against Charleston Southern, Florida, North Carolina and NC State.

2007 totals: 7 games, 0 starts
2008 totals; 12 games, 4 starts
Career totals: 19 games, 4 starts

99
MARCUS FORSTON
 Defensive Lineman
 6-2, 308, FreshmanHS
 Miami, Florida
 Northwestern HS



2008 COLLEGEFOOTBALLNEWS.COM FRESHMAN ALL-AMERICAN

2008 (FRESHMAN): Played in 11 games and made first career start at Florida ... Named first team freshman All-American by CollegeFootballNews.com ... Recorded 17 tackles (12 solo, five assisted), 4.5 tackles for loss and three sacks, which tied for fourth on the team ... Tallied a career-high four tackles at NC State, which included a career-best two sacks ... Had three tackles against Wake Forest ... First career sack came in win against Virginia Tech.

MARCUS FORSTON'S CAREER STATISTICS


Year	GP/GS	TACKLES						FUMBLES			
		TT	UT	AT	TFL	QBP	Sacks	FF	FR	PBU	Int
2008	11/1	12	5	17	4.5-41	9	3-33	0	0-0	1	0-0

MARCUS FORSTON'S CAREER HIGHS

Total tackles 4 (at NC State 2008)
 Solo 3 (vs. Wake Forest 2008)
 Assists 2 (at Texas A&M 2008; at NC State 2008)
 Sacks 2 (at NC State 2008)




64
JASON FOX
 Offensive Lineman
 6-7, 306, Junior-2L
 Fort Worth, Texas
 North Crowley HS



2008 (JUNIOR): One of three team captains ... Started 11 of 12 games for the Hurricanes at left tackle, missing his first career game against Virginia Tech ... Has started and played in 35 career games ... Scored a rushing touchdown on a tackle-throw-back play against Florida State from five yards out.

2006 totals: 12 games, 12 starts
2007 totals: 12 games, 12 starts
2008 totals: 11 games, 11 starts
Career totals: 35 games, 35 starts

24
CHAVEZ GRANT
 Defensive Back
 5-11, 180, Junior-2L
 Miami, Florida
 Booker T, Washington HS



2008 (JUNIOR): One of three team captains ... Started seven of 12 games at left corner-back...Tallied 25 tackles (22 solo, three assisted), 1.5 tackles for loss and six pass breakups... Had a season-high four tackles against North Carolina ... Registered at least three tackles in games against Florida, Texas A&M, UCF, Wake Forest and Georgia Tech ... Forced a fumble against UCF.

CHAVEZ GRANT'S CAREER STATISTICS


Year	GP/GS	TACKLES				QB	Sacks	FUMBLES			Int
		TT	UT	AT	TFL			FF	FR	PBU	
2006	12/5	24	15	9	2-3	1	0-0	1	1-8	3	1-0
2007	12/5	26	21	5	1-1	1	0-0	0	0-0	2	1-43
2008	12/7	25	22	3	1.5-2	0	0-0	1	0-0	6	0-0
Totals	36/17	75	58	17	4.5-6	2	0-0	2	1-8	11	2-43

Additional statistics: 3 punt returns for 12 yards in 2006, 1 punt return for 11 yards in 2007

CHAVEZ GRANT'S CAREER HIGHS

Total tackles..... 6 (at Boston College 2007)
 Solo..... 6 (at Boston College 2007)


74
ORLANDO FRANKLIN
 Offensive Lineman
 6-7, 334, Sophomore-1L
 Delray Beach, Florida
 Atlantic HS



2008 (SOPHOMORE): Has played in all 12 games at left guard with 10 starts coming against Charleston Southern, Florida, Texas A&M, UCF, Florida State, Duke, Wake Forest, Virginia, Virginia Tech and Georgia Tech.

2007 totals: 12 games, 3 starts
2008 totals: 12 games, 10 starts
Career totals: 24 games, 13 starts

85
LEONARD HANKERSON
 Wide Receiver
 6-3, 215, Sophomore-1L
 Fort Lauderdale, Florida
 St. Thomas Aquinas HS



2008 (SOPHOMORE): Has seen action in seven games with starts coming at Florida State and NC State ... Has 10 receptions for 99 yards ... Caught a career-high three receptions three times first against Charleston, again at Florida and against Florida State ... Had a career-best 44 receiving yards against Florida State ... Caught touchdown passes against Georgia Tech and Charleston Southern.

LEONARD HANKERSON'S CAREER STATISTICS


Year	GP/GS	No.	Yards	Avg.	TD	LG
2007	7/2	6	63	10.5	1	24
2008	7/2	10	99	9.9	2	20
Totals	14/4	16	162	10.1	3	24

LEONARD HANKERSON'S CAREER HIGHS

Receptions..... 3, three times (vs. Charleston Southern, vs. Florida, vs. FSU 2008)
 Receiving Yards..... 44 (vs. Florida State)
 Receiving Touchdowns..... 1, three times (vs. CSU, Ga. Tech 2008; at Va. tech 2007)
 Long Reception..... 24 (at Virginia Tech 2007)




1
BRANDON HARRIS
Defensive Back
5-10, 185, Freshman-HS
Miami, Florida
Booker T. Washington HS



2008 (FRESHMAN): Started five of 12 games at left cornerback for the Hurricanes ... Made first collegiate start against Florida State and started against Duke, UCF, Virginia and NC State ... Totaled 26 tackles (19 solo, seven assisted) with two tackles for loss, one sack, one interception and three pass breakups ... Registered a career-high four tackles at Virginia and at NC State ... Made first collegiate interception in season finale at NC State and returned it 25 yards ... Also serves as a kick returner and has 12 returns for 264 yards with a career-long 41-yard return coming at Texas A&M.

BRANDON HARRIS' CAREER STATISTICS


Year	GP/GS	TACKLES				TFL	QBPs	Sacks	FUMBLES			Int
		TT	UT	AT	AT				FF	FR	PBU	
2008	12/5	26	19	7	2-11	0	1-7	0	0-0	3	1-25	

KICK RETURNS


Year	GP/GS	No	Yards	Avg.	TD	LG
2008	12/5	12	264	22.0	0	41

BRANDON HARRIS' CAREER HIGHS

Total tackles 4, twice (at Virginia, NC State 2008)
Solo 4 (at NC State 2008)
Assists 2, twice (at Virginia, NC State 2008)
Interceptions 1 (at NC State 2008)



93
DWAYNE HENDRICKS
Defensive Lineman
6-4, 300, Senior-3L
Millville, New Jersey
Millville HS



2008 (SENIOR): Has started 10 of 12 games at right defensive tackle ... second leading tackler along the defensive line with 27 tackles (14 solo, 13 assisted) which included 1.5 tackles for loss and half sack ... Recorded a season-high five tackles and half a sack in the win against Wake Forest ... Had four tackles against Florida State and Georgia Tech.


DWAYNE HENDRICKS' CAREER STATISTICS

Year	GP/GS	TACKLES				TFL	QBPs	Sacks	FUMBLES			Int
		TT	UT	AT	AT				FF	FR	PBU	
2004		Did not play - Redshirt season										
2005	5/0	6	2	4	0-0	0	0-0	0	0-0	1	0-0	
2006	9/0	5	2	3	2-9	1	1-7	0	0-0	0	0-0	
2007	6/3	19	6	13	2-6	2	1-5	0	0-0	0	0-0	
2008	12/10	27	14	13	1.5-7	4	0.5-4	0	0-0	1	0-0	
Totals	32/13	57	24	33	5.5-22	7	2.5-16	0	0-0	1	0-0	


Additional statistics: 1 safety in 2006

DWAYNE HENDRICKS' CAREER HIGHS

Total tackles 6, twice (at Oklahoma and North Carolina 2007)
Solo 4, twice (at Oklahoma 2007; vs. Florida State 2008)
Assists 5 (at North Carolina 2007)



12
JACORY HARRIS
Quarterback
6-4, 185, Freshman-HS
Miami, Florida
Northwestern HS




2008 (FRESHMAN): Earned ACC Rookie of the Week three times after wins against Charleston Southern, at Duke and at Virginia ... Played in all 12 games for the Hurricanes and started the season opener against Charleston Southern, becoming the first freshman since Bernie Kosar in 1983 to start the season opener at quarterback ... Threw for 190 yards in first collegiate start against Charleston Southern while completing 16-of-26 passes and tossing first career touchdown ... Had a career-day accounting for five touchdowns (four passing, 1 rushing) in win at Duke in which he completed a career high 18 passes in 28 attempts for 185 yards and finished with 228 yards of total offense ... Rallied Miami to a 24-17 overtime win at Virginia, engineering a 15-play 95-yard drive that lasted 7:06 at the end of regulation capped off by a 26-yard game-tying TD toss ... Also threw the go-ahead TD in OT and finished 12-of-21 for 160 yards ... Completed 13-of-18 passes for 162 yards and two touchdowns at Georgia Tech ... Completed 12-of-20 passes for 138 yards and a touchdown at NC State ... Scored first collegiate touchdown on a 30-yard run against Charleston Southern and ran for another TD at Duke ... Caught a 17-yard pass on double-reverse against Duke.

JACORY HARRIS' CAREER STATISTICS

Year	G/S	PASSING					RUSHING				
		Att-Com-Int	Pct.	Yards	TD	LG	Att	Yards	Avg.	TD	LG
2008	12/1	153-93-6	60.8	1001	10	35	40	108	2.7	2	30

JACORY HARRIS' CAREER HIGHS

Attempts 28 (at Duke 2008)
Completions 18 (at Duke 2008)
Yards Passing 190 (vs. Charleston Southern 2008)
Touchdown Passes 4 (at Duke 2008)
Interceptions 2 (at Duke, at NC State 2008)
Rushes 10 (at Duke 2008)
Rushing Yards 53 (at Duke 2008)
Long Rush 30 (vs. Charleston Southern 2008)




30
PATRICK HILL
Running Back
5-9, 262, Junior-TR
Torrance, California
Fairfax HS/El Camino C.C.




2008 (JUNIOR): Recipient of the U. Miami Sports Hall of Fame Unsung Hero Award as the starting fullback ... UM's blocking fullback who has two catches for eight yards ... Has played in all 12 games with starts against Charleston Southern, Florida State, Virginia Tech and Georgia Tech ... First career reception as a Hurricane went for 10 yards at Virginia to help keep the game-tying 15-play 95-yard drive alive.

PATRICK HILL'S CAREER STATISTICS

Year	GP/GS	RUSHING				RECEIVING					
		Att	Yards	Avg.	TD	LG	No.	Yards	Avg.	TD	LG
2008	12/4	0	0	0.0	0	0	2	8	4.0	0	10

13
RYAN HILL
Defensive Back
5-11, 203, Junior-2L
Tallahassee, Florida
Rickards HS



2008 (JUNIOR): Played in all 12 games either in the defensive secondary or on special teams ... Made first career start at safety against Duke and followed it up with starts against Wake Forest, at Virginia and at NC State ... Posted 28 tackles in his first season playing in the secondary, which puts him ninth on the team ... Tallied a career-high seven tackles in the win at Duke ... Had five tackles at NC State ... Also had eight kickoff returns for 91 yards with a lon of 29 yards.

RYAN HILL'S CAREER STATISTICS

Year	GP/GS	TACKLES					FUMBLES				
		TT	UT	AT	TFL	QBH	Sacks	FF	FR	PBU	Int
2008	12/4	28	15	13	1.5-3	0	0-0	0	2-0	1	0-0


RYAN HILL'S CAREER STATISTICS

Year	GP/GS	No. Yards	Avg.	TD	LG	
2006	12/1	8	77	9.6	0	22
2007	11/1	11	105	9.5	2	23
Totals	23/2	19	182	9.6	2	23


Year	GP/GS	KICKOFF RETURNS				PUNT RETURNS					
		No	Yards	Avg	TD	LG	No Yards	Avg	TD	LG	
2006	12/1	4	68	17.0	0	23	0	1	0.0	0	0
2007	11/1	21	428	20.4	0	47	0	0	0.0	0	0
2008	12/4	8	91	11.4	0	29	0	0	0.0	0	0
Totals	35/6	33	587	17.8	0	47	0	1	0.0	0	0

RYAN HILL'S CAREER HIGHS

Total tackles 7 (at Duke 2008)
Solo 3, three times (at Florida, at Duke, NC State 2008)
Assists 4 (at Duke 2008)




46
ERIC HOUSTON
Fullback
6-2, 236, Senior-3L
Miami, Florida
Coral Reef HS



2008 (SENIOR): Made the move to fullback this season ... Played primarily on special teams and made five tackles in 11 games.

ERIC HOUSTON'S CAREER STATISTICS

Year	GP/GS	TACKLES					FUMBLES				
		TT	UT	AT	TFL	QBH	Sacks	FF	FR	PBU	Int
2005	7/0	0	0	0	0-0	0	0-0	0	0-0	0	0-0
2006	7/0	0	0	0	0-0	0	0-0	0	0-0	0	0-0
2007	9/0	0	0	0	0-0	0	0-0	0	0-0	0	0-0
2008	11/0	5	2	3	0-0	0	0-0	0	0-0	0	0-0
Totals	34/0	5	2	3	0-0	0	0-0	0	0-0	0	0-0



92
JOSH HOLMES
Defensive Lineman
6-0, 279, Sophomore-1L
San Diego, California
Point Loma HS




2008 (SOPHOMORE): Missed the first part of the season recovering from an injury but has played in the last five games primarily as a pass rusher ... Has seven tackles (four solo, three assisted) and 1.5 tackles for loss ... Picked up first career sack at NC State.

JOSH HOLMES' CAREER STATISTICS


Year	GP/GS	TACKLES					FUMBLES				
		TT	UT	AT	TFL	QBH	Sacks	FF	FR	PBU	Int
2006	Did not play - Redshirt season										
2007	2/0	3	1	2	1-1	1	0-0	0	0-0	0	0-0
2008	5/0	7	4	3	1.5-3	1	1-1	0	0-0	0	0-0
Totals	7/0	10	5	5	2.5-4	2	1-1	0	0-0	0	0-0

JOSH HOLMES' CAREER HIGHS


Total tackles 3 (vs. Wake Forest 2008)
Solo 2 (at NC State 2008)
Assists 2 (vs. Wake Forest 2008)




60
CHRIS IVORY
Long Snapper
6-2, 227, Freshman-RS
Ocala, Fla.
Bellevue HS



2008 (REDSHIRT FRESHMAN): Walk-on who handled long snapping duties for punts in 11 games ... Recipient of the Albert Bentley Most Valuable Walk-On Award.

5
JAVARRIS JAMES
Running Back
6-0, 215, Junior-2L
Immokalee, Florida
Immokalee HS




2008 (JUNIOR): Second-leading rusher...Rushed 62 times for 283 yards (4.6-yard average), with four touchdowns despite missing four games (Texas A&M, Florida State, North Carolina, UCF) for the Hurricanes with a high ankle sprain...Also caught 10 passes for 115 yards...Rushed a team-high 16 times for 65 yards and scored on two 1-yard touchdown runs at NC State while also matching a career-high with four receptions for 35 yards... Started the season opener against Charleston Southern and ran 12 times for a season-high 73 yards and a touchdown ... Rushed nine times for 55 yards in overtime-win at Virginia ... Had a touchdown run in win against Virginia Tech.

JAVARRIS JAMES' CAREER STATISTICS


Year	GP/GS	RUSHING				RECEIVING					
		Att	Yards	Avg.	TD	LG	No. Yards	Avg.	TD	LG	
2006	13/10	175	802	4.7	4	62	17	200	11.8	1	25
2007	12/12	159	582	3.7	4	23	14	100	7.1	0	15
2008	8/1	62	283	4.6	4	13	10	115	11.5	0	20
Totals	33/23	396	1667	4.1	12	62	41	415	9.7	1	25

JAVARRIS JAMES' CAREER HIGHS

Rushing Attempts 22 (at Maryland 2006)
 Rushing Yards 148 (vs. Houston 2006)
 Rushing Touchdowns 2, twice (vs. Marshall 2007; at NC State 2008)
 Long run 62 (vs. North Carolina 2006)
 Receptions 4, twice (vs. Boston College 2006; vs. NC State 2008)
 Receiving Yards 35 (vs. NC State 2008)
 Receiving Touchdowns 1 (vs. Florida A&M 2006)
 Long Reception 25 (at Louisville 2006)



22
BRUCE JOHNSON
Defensive Back
5-11, 182, Senior-3L
Like Oak, Florida
Suwannee HS



2008 (SENIOR): Has started 11 of 12 games at right cornerback, missing a start at NC State ... Second-leading tackler among defensive backs with 29 (24 solo, five assisted) ... Intercepted second career-pass against Florida State ... Recorded a season-high five tackles in win at Texas A&M ... Totaled four tackles against North Carolina and three tackles in games against Wake Forest and at Virginia ... Had a fumble recovery towards the end of regulation, which halted a drive in the overtime win at Virginia.

BRUCE JOHNSON'S CAREER STATISTICS


Year	GP/GS	TACKLES					FUMBLES				
		TT	UT	AT	TFL	QBP	Sacks	FF	FR	PBU	Int
2005	9/1	7	6	1	0-0	0	0-0	0	1-0	0	0-0
2006	11/3	6	4	2	1-3	0	0-0	0	0-0	3	0-0
2007	10/8	28	21	7	0-0	0	0-0	0	0-0	6	1-0
2008	12/11	29	24	5	2.5-9	0	0-0	0	1-0	5	1-0
Totals	42/23	70	55	15	3.5-12	0	0-0	0	2-0	14	2-0

KICKOFF RETURNS PUNT RETURNS


Year	GP/GS	KICKOFF RETURNS			PUNT RETURNS						
		No Yards	Avg	TD	LG	No Yards	Avg	TD	LG		
2005	9/1	0	0	0.0	0	0	0	0.0	0	0	
2006	11/3	15	326	21.7	0	34	23	186	8.1	0	25
2007	10/8	1	15	15.0	0	15	0	0	0.0	0	0
Totals	30/12	16	341	21.3	0	34	23	186	8.1	0	25

BRUCE JOHNSON'S CAREER HIGHS

Total tackles 8 (at Florida State 2007)
 Solo 5 (at Florida State 2007)
 Assists 3 (at Florida State 2007)



4
ALDARIUS JOHNSON
Wide Receiver
6-2, 205, Freshman-HS
Miami, Florida
Northwestern HS




2008 (FRESHMAN): Team's leading receiver with 30 catches for 321 yards and three touchdowns ... Caught a career-high eight passes for 84 yards and a touchdown in win at Duke ... First collegiate touchdown reception came against North Carolina ... Has at least one reception in 10 of the 11 games he has played in ... Made starts against Charleston Southern, North Carolina, Florida State, UCF, Duke, Wake Forest, Virginia Tech and Georgia Tech ... Had the game-winning TD reception in overtime win at Virginia Had five receptions for 55 yards against Florida State ... Has 18 receptions for 210 yards and two TDs in his last five games.

ALDARIUS JOHNSON'S CAREER STATISTICS


Year	GP/GS	No. Yards	Avg.	TD	LG	
2008	11/8	30	321	10.7	3	29

ALDARIUS JOHNSON'S CAREER HIGHS

Receptions 8 (at Duke 2008)
 Receiving Yards 84 (at Duke 2008)
 Receiving Touchdowns 1, three times (vs. North Carolina, at Duke, at Virginia 2008)
 Long Reception 29 (vs. Virginia Tech 2008)



23
TERVARIS JOHNSON
Tight End
6-2, 235, Junior-2L
Miami, Florida
Monsignor Pace HS




2008 (JUNIOR): Played in 12 games, mostly on special teams and made two tackles Made the move to tight end this season after spending the first couple of seasons as a defensive back.

TERVARIS JOHNSON'S CAREER STATISTICS

Year	GP/GS	TACKLES					FUMBLES				
		TT	UT	AT	TFL	QBP	Sacks	FF	FR	PBU	Int
2006	12/0	0	0	0	0-0	0	0-0	0	0-0	0	0-0
2007	11/0	0	0	0	0-0	0	0-0	0	0-0	0	0-0
2008	12/0	2	0	2	0-0	0	0-0	0	0-0	0	0-0
Totals	35/0	2	0	2	0-0	0	0-0	0	0-0	0	0-0



81
DAVON JOHNSON
 Wide Receiver
 5-11, 186, Freshman-HS
 Miami, Florida
 Booker T, Washington HS



2008 (FRESHMAN): Played in 11 games and made first career start at Virginia...Caught five passes for 71 yards, including his first collegiate touchdown...Made first collegiate catch against North Carolina...His first career TD catch was a 17-yard reception in the win at Duke ... Grabbed a career-high two receptions for 35 yards with a career-long 18-yard reception in overtime win at Virginia.


DAVON JOHNSON'S CAREER STATISTICS

Year	GP/GS	No. Yards	Avg.	TD	LG
2008	11/1	5 71	14.2	1	18

DAVON JOHNSON'S CAREER HIGHS

Receptions 2 (at Virginia 2008)
 Receiving Yards 35 (at Virginia 2008)
 Receiving Touchdowns 1 (at Duke 2008)
 Long Reception 18 (at Virginia 2008)

91
JOE JOSEPH
 Defensive Lineman
 6-3, 302, Junior-2L
 Orlando, Florida
 Oak Ridge HS



2008 (JUNIOR): Played in all 12 games, making nine starts at left defensive tackle...Totaled 17 tackles (11 solo, six assisted), with 4.5 tackles for loss, two QB pressures and one sack...Recorded a season-high five tackles at Georgia Tech ... Picked up a sack in win against Virginia Tech.


JOE JOSEPH'S CAREER STATISTICS

Year	GP/GS	TACKLES				QB	Sacks	FUMBLES			Int
		TT	UT	AT	TFL			FF	FR	PBU	
2006	1/0	0	0	0	0-0	0	0-0	0	0-0	0	0-0
2007	10/5	25	7	18	2-4	6	0.5-3	0	0-0	0	0-0
2008	12/9	17	11	6	4.5-9	2	1.0-1	0	0-0	1	0-0
Totals	23/14	42	18	24	6.5-13	8	1.5-4	0	0-0	1	0-0

JOE JOSEPH'S CAREER HIGHS

Total tackles 9 (at Florida State 2007)
 Solo 4, twice (at Florida State 2007; at Georgia Tech 2008)
 Assists 5 (at Florida State 2007)

87
KHALIL JONES
 Wide Receiver
 6-2, 225, Senior-3L
 Miami, Florida
 Northwestern HS



2008 (SENIOR): Recipient of the Strength Training Athlete of the Year Award and Walt Kichefski Hurricane Award (commitment, consistency) given to him at the 2008 UM awards' banquet ... Played in eight games as a receiver or on special teams and started as a receiver against Charleston Southern, Florida and North Carolina ... Caught five passes for 39 yards ... Had a season-high two catches against North Carolina for 10 yards and at NC State for 18 yards ... Also has two tackles on special teams.


KHALIL JONES' CAREER STATISTICS

Year	GP/GS	No. Yards	Avg.	TD	LG
2004	Did not play - Redshirt season				
2005	12/0	2 30	15.0	0	16
2006	11/3	5 51	10.2	0	23
2007	12/2	1 15	15.0	0	15
2008	8/3	5 39	7.8	0	11
Totals	43/8	13 135	10.4	0	23

KHALIL JONES' CAREER HIGHS

Receptions 2, three times (at Duke 2006, vs. UNC 2008, at NC State 2008)
 Receiving Yards 18 (at NC State 2008)
 Long Reception 23 (vs. Houston 2006)

33
SHAWNBREY McNEAL
 Running Back
 5-11, 190, Sophomore-1L
 Dallas, Texas
 Madison HS



2008 (SOPHOMORE): Played in seven games ...Rushed 13 times for 62 yards (4.8-yard average) ... Carried a season-high five times for 45 yards and touchdown in the win against Charleston Southern ... Also had a season-long 31-yard run against CSU ... Scored on 1-yard TD runs against Charleston Southern and at Duke.

SHAWNBREY McNEAL'S CAREER STATISTICS

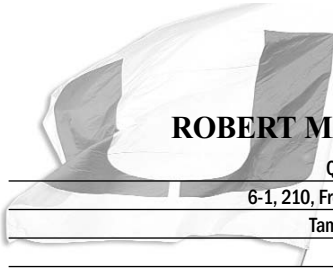
Year	GP/GS	RUSHING				RECEIVING					
		Att	Yards	Avg.	TD	LG	No.	Yards	Avg.	TD	LG
2007	7/0	20	90	4.5	1	39	0	0	0.0	0	0
2008	7/0	13	62	4.8	2	31	0	0	0.0	0	0
Totals	14/0	33	152	4.6	3	39	0	0	0.0	0	0

KICKOFF RETURNS


Year	GP/GS	No	Yards	Avg	TD	LG
2007	7/0	10	199	19.9	0	35

SHAWNBREY McNEAL'S CAREER HIGHS

Rushing Attempts 8 (vs. Georgia Tech 2007)
 Rushing Yards 48 (vs. Georgia Tech 2007)
 Rushing Touchdowns . 1, three times (vs. Ga. Tech 2007, at Duke 2008, vs. CSU 2008)
 Long run 39 (vs. Georgia Tech 2007)

9
ROBERT MARVE
Quarterback
6-1, 210, Freshman-RS
Tampa, Florida
Plant HS



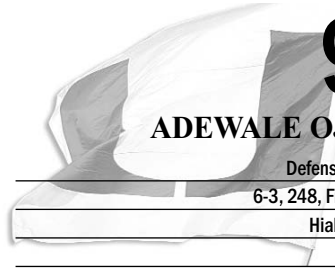
2008 (REDSHIRT FRESHMAN): Earned ACC Rookie of the Week twice after wins against Texas A&M and Wake Forest ... Started 11 of the 12 games for the Hurricanes, missing only the season opener against Charleston Southern ... Completed 10-of-18 passes for 69 yards in first collegiate start at Florida ... In second career start, completed 16 passes in 22 attempts for a career-high 212 yards and two touchdowns in win at Texas A&M ... Threw for 135 yards completing 18 passes in 27 attempts, and tossed a career-high three touchdown passes against North Carolina ... Accounted for 209 total yards of offense going 11-of-20 with 153 yards through the air and rushing nine times for 56 yards and his first collegiate rushing TD in win against Wake Forest ... Also had a career-long 43-yard run against the Demon Deacons, which was the longest rush by a UM quarterback since 1993 ... Totaled 165 yards of offense in win against Virginia Tech, rushing a career-high 14 times for 44 yards and completing 7-of-16 passes for 121 yards.

ROBERT MARVE'S CAREER STATISTICS


Year	G/S	PASSING				RUSHING					
		Att-Com-Int	Pct.	Yards	TD	LG	Att	Yards	Avg.	TD	LG
2008	11/11	213-116-13	54.5	1293	9	69	59	119	2.0	2	43

ROBERT MARVE'S CAREER HIGHS

Attempts ... 40 (vs. Florida State 2008)
 Completions ... 18 (vs. North Carolina 2008)
 Yards Passing ... 212 (at Texas A&M 2008)
 Touchdown Passes ... 3 (vs. North Carolina 2008)
 Interceptions ... 3 (vs. UCF 2008)
 Rushes ... 14 (vs. Virginia Tech 2008)
 Rushing Yards ... 56 (vs. Wake Forest 2008)
 Long Rush ... 43 (vs. Wake Forest 2008)



97
ADEWALE OJOMO
Defensive Lineman
6-3, 248, Freshman-RS
Hialeah, Florida
Hialeah HS




2008 (REDSHIRT FRESHMAN): Has played in 10 games, making starts at Florida, against Wake Forest and at Virginia ... Made 21 tackles (11 solo, 10 assisted) with four tackles for loss and three sacks ... Posted a career-high six tackles, 1.5 sacks and a forced fumble against Wake Forest ... Added a half a sack at Texas A&M and registered a sack at Duke ... Assisted on three tackles at Texas A&M ... Tallied three tackles in win against Virginia Tech.

ADEWALE OJOMO'S CAREER STATISTICS


Year	GP/GS	TACKLES				TFL	QBP	Sacks	FUMBLES			
		TT	UT	AT	FF				FR	PBU	Int	
2008	10/3	21	11	10	4-24	0	3-23	0	0-0	0	0-0	

ADEWALE OJOMO'S CAREER HIGHS

Total tackles ... 6 (vs. Wake Forest 2008)
 Solo ... 4 (vs. Wake Forest 2008)
 Assists ... 3 (at Texas A&M 2008)



29
JOJO NICOLAS
Defensive Back
6-1, 197, Sophomore-1L
Homestead, Florida
Homestead Senior HS



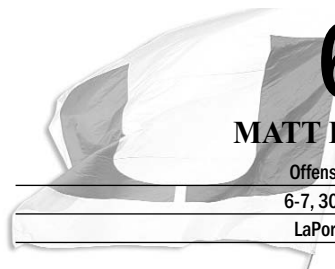
2008 (SOPHOMORE): Played in 10 games and made seven starts ... Recorded 28 tackles (20 solo, eight assisted) from his safety position ... Had a career-high seven tackles at Georgia Tech ... Made five solo tackles in win against Virginia Tech ... Also had four tackles in win at Texas A&M.

JOJO NICOLAS' CAREER STATISTICS


Year	GP/GS	TACKLES				TFL	QBP	Sacks	FUMBLES			
		TT	UT	AT	FF				FR	PBU	Int	
2007	11/0	0	0	0	0-0	0	0-0	0	0-0	0	1-0	
2008	10/7	28	20	8	0-0	0	0-0	0	0-0	2	0-0	
Totals	21/7	28	20	8	0-0	0	0-0	0	0-0	2	1-0	

JOJO NICOLAS' CAREER HIGHS

Total tackles ... 7 (at Georgia Tech 2008)
 Solo ... 6 (at Georgia Tech 2008)
 Assists ... 3 (vs. Florida State 2008)



65
MATT PIPHO
Offensive Lineman
6-7, 307, Junior-2L
LaPorte City, Iowa
Union HS




2008 (JUNIOR): Played as a reserve tackle or on the placekicking units in all 12 games ... played left tackle most of the Virginia game after starter Jason Fox left with an injury.

2006 totals: 12 games, 0 starts

2007 totals: 1 game, 0 starts

2008 totals: 12 game, 0 starts

Career totals: 25 games, 0 starts

MATT PERRELLI
 Quarterback
 6-3, 248, Senior-1L, Walk-On
 Jupiter, Florida
 Jupiter HS




2008 (SENIOR): Played in all 12 games as the holder for placekicks.

2006 totals: 13 games, 0 starts
2008 totals: 12 games, 0 starts
Totals: 25 games, 0 starts

STATISTICS: 1 completion in 1 pass attempt for 3 yards; 1 rush for 1 yard and 1 touch-down in 2006



ANTHONY REDDICK
 Safety
 6-0, 212, Senior-2L
 Fort Lauderdale, Florida
 St. Thomas Aquinas HS



2008 HONORABLE MENTION ALL-ACC

2008 (SENIOR): Second-leading tackler for the Hurricanes with 65 tackles (41 solo, 24 assisted) and three pass breakups ... Matched a career-high with 12 tackles in the win Duke ... Added eight tackles each in a win at Texas A&M and against Florida State ... Had seven tackles at NC State and at least five tackles in games against North Carolina, Virginia Tech and at Virginia.

ANTHONY REDDICK'S CAREER STATISTICS

Year	GP/GS	TACKLES					QBPs	Sacks	FUMBLES			
		TT	UT	AT	TFL	FF			FR	PBU	Int	
2004	11/6	73	27	46	3-9	2	1.0-6	1	0-0	1	1-0	
2005	1/1	6	4	2	0-0	0	0.0-0	0	0-0	0	0-0	
2006	6/0	1	1	0	0-0	0	0-0	0	0-0	0	0-0	
2008	12/11	65	41	24	0-0	0	0-0	0	0-0	3	0-0	
Totals	30/18	145	73	72	3-9	2	1.0-6	1	0-0	4	1-0	


Additional statistics: Blocked two punts in 2004

ANTHONY REDDICK'S CAREER HIGHS

Total tackles12, three times (vs. Louisville 2004; vs. Va. Tech 2004, at Duke 2008)
 Solo7 (at Duke 2008)
 Assists5 (at Duke 2008)
 Interceptions1 (vs. NC State 2004)



LOVON PONDER
 Safety
 6-0, 218, Senior-3L
 Miami, Florida
 Monsignor Pace HS



2008 (SENIOR): Saw action in 10 games and started against Florida State, recording a season-high five tackles against the Seminoles ... Has 13 tackles (nine solo, four assisted) ... Led the team with two forced fumbles - one against Florida State and the second at Virginia in overtime to end the game ... Also tallied three tackles against the Cavaliers and at NC State.

LOVON PONDER'S CAREER STATISTICS

Year	GP/GS	TACKLES					QBH	Sacks	FUMBLES			
		TT	UT	AT	TFL	FF			FR	PBU	Int	
2004	Did not play — Redshirt season											
2005	12/2	20	15	5	0-0	1	0-0	0	0-0	5	3-44	
2006	13/9	53	30	23	2-5	0	0-0	2	1-43	7	1-0	
2007	7/1	15	12	3	1-8	0	0-0	1	2-0	1	0-0	
2008	10/1	13	9	4	0-0	0	0-0	2	0-0	0	0-0	
Totals	32/12	101	66	35	3-13	1	0-0	5	3-43	13	4-44	


Additional statistics: Threw a 37-yard touchdown pass in 2006

LOVON PONDER'S CAREER HIGHS

Total tackles9 (at Duke 2006)
 Solo7 (at Duke 2006)
 Assists4 (3 games; last: vs. Boston College 2006)
 Interceptions2 (vs. South Florida 2005)



MICANOR REGIS
 Defensive Lineman
 6-2, 321, Freshman-HS
 Pahokee, Florida
 Pahokee HS



2008 (FRESHMAN): Played in 10 games at defensive tackle ... Tallied 10 tackles (seven solo, three assisted) ... Had three tackles against Charleston Southern and at Duke.

MICANOR REGIS' CAREER STATISTICS


Year	GP/GS	TACKLES					QBH	Sacks	FUMBLES			
		TT	UT	AT	TFL	FF			FR	PBU	Int	
2008	10/0	10	7	3	5-2	1	0-0	0	0-0	0	0-0	

MICANOR REGIS' CAREER HIGHS

Total tackles3, twice (vs. Charleston Southern; at Duke 2008)
 Solo3, twice (vs. Charleston Southern; at Duke 2008)
 Assists1, three times (at Texas A&M, vs. North Carolina, at Georgia Tech 2008)



56
MARCUS ROBINSON
 Defensive Lineman
 6-1, 242, Freshman-HS
 Homestead, Florida
 Homestead HS



2008 COLLEGEFOOTBALLNEWS.COM FRESHMAN ALL-AMERICAN

2008 (FRESHMAN): Earned ACC Defensive Lineman of the Week honors after a three-sack, seven-tackle performance against Virginia Tech ... Named first team freshman All-American by CollegeFootballNews.com ... Fifth-leading tackler on the team with 33 tackles (22 solo, 11 assisted) ... Tied for team-lead with nine tackles for loss and ranks second with four sacks ... Posted a career-high 10 tackles (five solo, five assisted) in season finale at NC State ... Had seven tackles at Georgia Tech ... Played in 11 games for the Hurricanes and started against Charleston Southern, Virginia Tech, Georgia Tech and NC State... Recorded 24 tackles in Miami's last three games (8.0 tackles per game) after tallying nine in the team's first nine games.


MARCUS ROBINSON'S CAREER STATISTICS

Year	GP/GS	TACKLES					QBH	Sacks	FUMBLES			Int
		TT	UT	AT	TFL	FF			FR	PBU		
2008	11/4	33	22	11	9-37	3	4-24	0	0-0	1	0-0	

MARCUS ROBINSON'S CAREER HIGHS

Total tackles..... 10 (at NC State 2008)
 Solo 6 (at Georgia Tech 2008; vs. Virginia Tech 2008)
 Assists 5 (at NC State 2008)
 Sacks 3 (vs. Virginia Tech 2008)


76
CHRIS RUTLEDGE
 Offensive Lineman
 6-5, 311, Senior-3L
 Miami, Florida
 Dr. Krop HS



2008 (SENIOR): Has started 10 of 12 games at right tackle for the Hurricanes ... Recipient of the Nick Chickillo Most Improved Player Award ... Also spent time at guard this season.

2005 totals: 4 games, 0 starts
2006 totals: 12 games, 6 starts
2007 totals: 12 games, 3 starts
2008 totals: 12 games, 10 starts
Career totals: 40 games, 19 starts

36
KYLAN ROBINSON
 Linebacker
 6-1, 235, Sophomore-1L
 Anchorage, Alaska
 Tampa (Fla.) Chamberlain HS




2008 (SOPHOMORE): Has played in six games mostly on special teams, but saw limited action at linebacker against Charleston Southern and at Duke ... Has two tackles on the season.

KYLAN ROBINSON'S CAREER STATISTICS

Year	GP/GS	TACKLES					QBH	Sacks	FUMBLES			Int
		TT	UT	AT	TFL	FF			FR	PBU		
2008	6/0	2	1	1	5-1	0	0-0	0	0-0	0	0-0	

50
DARRYL SHARPTON
 Linebacker
 5-11, 235, Junior-2L
 Coral Gables, Florida
 Coral Gables HS



2008 (JUNIOR): Team's fourth-leading tackler with 56 tackles (32 solo, 24 assisted) and ranks fifth in tackles for loss (six) ... Posted a season-high 10 tackles in win at Duke ... Picked up seven tackles at Florida ... Had five tackles and a half a sack at Texas A&M ... Added seven tackles and a sack against UCF ... Picked up a fumble recovery at Georgia Tech ... Also had seven tackles against Wake Forest ... Averaged eight tackles per game in the month of October.

DARRYL SHARPTON'S CAREER STATISTICS


Year	GP/GS	TACKLES					QBH	Sacks	FUMBLES			Int
		TT	UT	AT	TFL	FF			FR	PBU		
2005	3/0	0	0	0	0-0	0	0-0	0	0	0	0-0	
2006	12/5	41	26	15	4-14	4	1-10	0	0-0	3	0-0	
2007	11/5	57	36	21	6-11	1	0-0	0	0-0	2	0-0	
2008	12/10	56	32	24	6-24	5	1.5-14	0	1-0	2	0-0	
Totals	38/20	154	94	60	16-49	10	2.5-24	0	1-0	7	0-0	

DARRYL SHARPTON'S CAREER HIGHS

Total tackles..... 12 (at Virginia Tech 2006)
 Solo 7 (at Boston College 2007)
 Assists 7 (at Virginia Tech 2007)




55
XAVIER SHANNON
 Offensive Lineman
 6-1, 302, Senior-TR
 Miami, Florida
 Coral Gables-HS/Florida International



2008 (SENIOR): Started all 12 games at center for the Hurricanes ... Recipient of the Mariutto Scholar Athlete (highest G.P.A.) Award ... One of two players to start all 12 games thus far.

2008 Totals: 12 games, 12 starts

62
ANDREW SMITH
 Defensive Lineman
 6-2, 242, Freshman-HS
 Coconut Creek, Florida
 Monarch HS




2008 (FRESHMAN): Has played in seven games this season as a reserve defensive end ... Has three tackles on the season - one against Charleston Southern, Duke and Georgia Tech ... Picked up first career sack against Charleston Southern.

ANDREW SMITH'S CAREER STATISTICS

Year	GP/GS	TACKLES					FUMBLES				
		TT	UT	AT	TFL	QBH	Sacks	FF	FR	PBU	Int
2008	7/0	3	3	0	1-10	1	1-10	0	0-0	0	0-0

83
SAM SHIELDS
 Wide Receiver
 6-0, 186, Junior-2L
 Sarasota, Florida
 Booker HS



2008 (JUNIOR): Played in all 12 games as either a wide receiver or the gunner on special teams ... Voted UM's Special Teams Player of the Year ... Started as a wide receiver at Texas A&M and against Florida State ... Has 11 catches for 124 yards ... Made a season-high three catches for 32 yards at Virginia including a big third-down catch for a 13-yard gain that kept Miami's game-tying 15-play 95-yard drive alive in the overtime win ... Also had a pair of catches against Charleston Southern and Florida State.

SAM SHIELDS' CAREER STATISTICS


Year	GP/GS	No.	Yards	Avg.	TD	LG
2006	13/7	37	501	13.5	4	78
2007	10/5	27	346	12.8	3	51
2008	12/2	11	124	11.3	0	23
Totals	35/14	75	971	12.9	7	78

Additional statistics: 8 tackles and one fumble recovery on special teams

SAM SHIELDS' CAREER HIGHS

Receptions 6 (4 games; last: at Virginia Tech 2007)
 Receiving Yards 117 (vs. Texas A&M 2007)
 Long Reception 78 (vs. Nevada 2006)
 Touchdown Receptions 2 (at Duke 2006)

31
SEAN SPENCE
 Linebacker
 6-0, 211, Freshman-HS
 Miami, Florida
 Northwestern HS



2008 ACC DEFENSIVE ROOKIE OF THE YEAR
2008 COLLEGEFOOTBALLNEWS.COM FRESHMAN ALL-AMERICAN

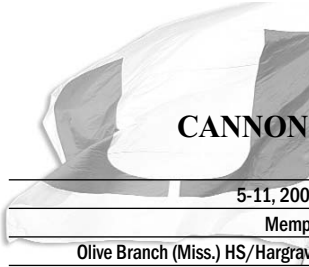
2008 (FRESHMAN): Named the 2008 ACC Defensive Rookie of the Year ... Named first team freshman All-American by CollegeFootballNews.com ... Third on the team with 62 total tackles and led all Miami linebackers with 7.5 tackles for loss ... Started eight of the 12 games he played in making first career start against Florida State ... Returned his first career interception for a touchdown against Florida State. ... Forced a fumble in the final minutes of regulation at Virginia which helped the Hurricanes to an overtime win ... Posted a career-high 10 tackles against Florida State and had five or more tackles in eight games ... Registered first career sack against 2007 Heisman Trophy winner Tim Tebow at Florida.

SEAN SPENCE'S CAREER STATISTICS


Year	GP/GS	TACKLES					FUMBLES				
		TT	UT	AT	TFL	QBH	Sacks	FF	FR	PBU	Int
2008	12/8	62	36	26	7.5-28	6	2-15	1	0-0	3	1-7

SEAN SPENCE'S CAREER HIGHS

Total tackles 10 (vs. Florida State 2008)
 Solo 7 (vs. Florida State 2008)
 Assists 5 (at Duke 2008)

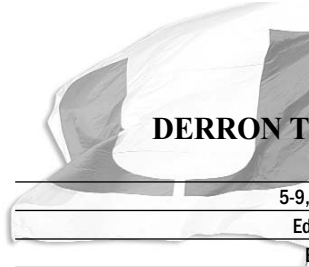
16
CANNON SMITH
Quarterback
5-11, 200, Freshman-HS
Memphis, Tennessee
Olive Branch (Miss.) HS/Hargrave Military Prep




2008 (FRESHMAN): Played in the season opener against Charleston Southern ... Went 1-for-1 for two yards and rushed once for a two-yard gain.

CANNON SMITH'S CAREER STATISTICS

Year	G/S	PASSING				RUSHING							
		Att	Com	Int	Pct.	Yards	TD	LG	Att	Yards	Avg.	TD	LG
2008	1/0	1	1	0	100.0	2	0	2	1	2	2.0	0	2



21
DERRON THOMAS
Running Back
5-9, 208, Senior-3L
Edgard, Louisiana
East St. John HS



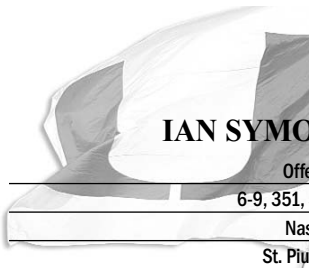
2008 (SENIOR): Rushed for 111 yards in nine games and averaged 3.6 yards per carry ... Talled a season-high 35 yards on eight carries and a touchdown against Charleston Southern ... Rushed seven times for 22 yards at Florida and carried four times for 30 yards at Texas A&M ... Made first career start in regular season finale at NC State ... Also had four receptions for 35 yards, including a career-long 19-yard reception against Charleston Southern.

DERRON THOMAS' CAREER STATISTICS


Year	GP/GS	Att	Yards	Avg.	TD	LG	No.	RECEIVING			
								Yards	Avg.	TD	LG
2004								Did not play - Redshirt season			
2005	11/0	47	150	3.2	0	28	0	0	0.0	0	0
2006	12/0	21	159	7.6	1	23	0	0	0.0	0	0
2007	10/0	40	200	5.0	0	54	4	28	7.0	0	13
2008	9/1	31	111	3.6	1	34	4	35	8.8	0	19
Totals	42/1	139	620	4.5	2	54	8	63	7.9	0	19

DERRON THOMAS' CAREER BESTS

Rushing attempts 11 (vs. Florida A&M 2006)
Rushing yards 109 (vs. Florida A&M 2006)
Long run 54 (vs. North Carolina State 2007)

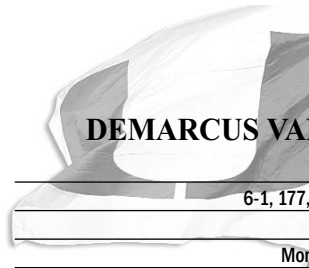


68
IAN SYMONETTE
Offensive Lineman
6-9, 351, Sophomore-1L
Nassau, Bahamas
St. Pius (Houston) HS




2008 (SOPHOMORE): Played in 11 games mainly on the placekicking unit.

2006 totals: 2 games, 0 starts
2007 totals: 11 games, 0 starts
2008 totals: 11 games, 0 starts
Career totals: 24 games, 0 starts



8
DEMARCUS VAN DYKE
Defensive Back
6-1, 177, Sophomore-1L
Miami, Florida
Monsignor Pace HS




2008 (SOPHOMORE): Played in all 12 games and made one start at NC State at right cornerback ... Recorded 11 tackles (six solo, five assisted) and had a pass breakup ... Made a season-high three tackles at Duke ... Also had a pair tackles against Virginia Tech and at NC State.

DEMARCUS VAN DYKE'S CAREER STATISTICS


Year	GP/GS	TACKLES					Sacks	FUMBLES			
		TT	UT	AT	TFL	QBH		FF	FR	PBU	Int
2007	12/8	14	11	3	0-0	0	0-0	0	0-0	1	0-0
2008	12/1	11	6	5	0-0	0	0-0	0	0-0	1	0-0
Totals	24/9	25	17	8	0-0	0	0-0	0	0-0	2	0-0

DEMARCUS VAN DYKE'S CAREER HIGHS

Total tackles 3 (at Florida State 2007; at Duke 2008)
Solo 2, five times (last vs. Virginia Tech 2008)
Assists 2 (vs. Marshall 2007)





70
A.J. TRUMP
 Offensive Lineman
 6-3, 300, Junior-2L
 Clearwater, Florida
 Clearwater Central Catholic HS




2008 (JUNIOR): Has played in all 12 games on the offensive line for the Hurricanes, starting at left guard twice - against North Carolina and at NC State ... Started seven games at right guard and played some as the backup center ... Made first career start against North Carolina.

2006 totals: 6 games, 0 starts
2007 totals: 1 game, 0 starts
2008 totals: 12 game, 9 starts
Career totals: 19 games, 9 starts




77
REGGIE YOUNGBLOOD
 Offensive Lineman
 6-5, 313, Senior-3L
 Houston, Texas
 Booker T, Washington HS




2008 (SENIOR): Played in nine games at tackle and made three starts against Florida, North Carolina and Virginia Tech ... Started and played left tackle against Virginia Tech.

2005 totals: 8 games, 0 starts
2006 totals: 9 games, 7 starts
2007 totals: 12 games, 9 starts
2008 totals: 9 games, 3 starts
Career totals: 38 games, 19 starts



90
STEVEN WESLEY
 Defensive Lineman
 6-3, 260, Sophomore-1L
 Bartow, Florida
 Bartow HS



2007 (SOPHOMORE): Started 11 of 12 games at defensive end - nine at left end and two games at right end ... Recorded 21 tackles (10 solo, 11 assisted) ... Had a career-high four tackles against North Carolina ... Also had three tackles for loss.

STEVEN WESLEY'S CAREER STATISTICS


Year	GP/GS	TACKLES					FUMBLES				
		TT	UT	AT	TFL	QBH	Sacks	FF	FR	PBU	Int
2006		Did not play - Redshirt season									
2007	9/0	6	1	5	1-6	1	0-0	0	0-0	0	0-0
2008	12/11	21	10	11	3-5	8	0-0	0	0-0	1	0-0
Totals	21/11	27	11	16	4-11	9	0-0	0	0-0	1	0-0

STEVEN WESLEY'S CAREER HIGHS

Total tackles 4 (vs. North Carolina 2008)
 Solo 3 (vs. North Carolina 2008)
 Assists 2, three times (at Texas A&M 2008, at Duke 2008, vs. Wake Forest 2008)



88
CHRIS ZELLNER
 Tight End
 6-2, 241, Senior-3L
 Sarasota, Florida
 Booker HS



2008 (SENIOR): Started six of 12 games at tight end and picked up six receptions for 43 yards and one touchdown ... Made starts against Florida, North Carolina, Florida State, UCF, Virginia Tech and NC State ... Caught two passes including a 9-yard TD catch in win at Duke ... Had receptions against Charleston Southern, Florida, Georgia Tech and NC State.

CHRIS ZELLNER'S CAREER STATISTICS

Year	GP/GS	No.	Yards	Avg.	TD	LG
2004		Did not play - Redshirt season				
2005	10/1	1	9	9.0	1	9
2006	11/7	8	31	3.9	1	9
2007	12/9	13	105	8.1	1	27
2008	12/6	6	43	7.2	1	12
Totals	45/23	28	188	6.6	4	27

CHRIS ZELLNER'S CAREER HIGHS

Receptions 4 (at Boston College 2007)
 Receiving Yards 35 (vs. Virginia 2007)
 Long Reception 27 (vs. Virginia 2007)
 Touchdown Receptions 1, four times (last: at Duke 2008)



2008 Review

Matt Boshier was named a Lou Groza Award semifinalist as well as Second Team All-ACC. He also was awarded the Jack Harding Award given to the Team MVP.



Glenn Cook



Sean Spence



GAME 1 - MIAMI 52, CHARLESTON SOUTHERN 7
THURSDAY, AUGUST 28, 2008 - DOLPHIN STADIUM, MIAMI GARDENS, FLA.
ATTENDANCE: 48,119

MIAMI GARDENS, Fla. (AP) - Graig Cooper had a 66-yard punt return for a touchdown and rushed for another score, quarterback Jacory Harris accounted for two touchdowns and Miami moved into its new home with a 52-7 season-opening win Thursday night over Charleston Southern.

Javarris James rushed 12 times for 73 yards and a touchdown for the Hurricanes (1-0), who took full control with a 21-point first quarter, their highest-scoring period since Sept. 9, 2006 against Florida A&M. Derron Thomas and Shawnbrey McNeal also had touchdowns runs for Miami, which out-gained its outmatched opponents from the Football Championship Subdivision 416-126. It won't be so easy next weekend; the Hurricanes visit No. 5 Florida on Sept. 6. Tribble Reese threw for 81 yards, including a 2-yard touchdown pass to Tyrese Harris for Charleston Southern. Harris was 16-for-26 for 190 yards for the Hurricanes, who didn't score more than 37 points in any game last season and eclipsed that with ease Thursday - albeit against an opponent with just two winning seasons in its history.

It was Miami's highest-scoring game since Oct. 8, 2005, a 52-7 win over Duke. So by almost any measure, Miami's first home game in Dolphin Stadium went according to plan. The Hurricanes ended a seven-decade stay at the decrepit, decaying - and now destroyed - Orange Bowl last season, and were lured north to the Miami Dolphins' home field, replete with modern amenities like luxury suites, gargantuan video screens and the potential for up to \$5 million in new revenue for the private school's coffers each year. Other than the orange-and-blue seats and baseball diamond, there was no proof that either the Dolphins or Florida Marlins played at the stadium, which drew 48,119 for the opener - roughly two-thirds its capacity.

The Dolphins' ring of honor for the likes of Don Shula and Dan Marino was covered, Miami's distinctive "U" logo shielded the entrance to the tunnels plus adorned the sidelines, and Hurricanes' flags flew on all sides along the outside of the facility. The game drew 48,119. The debut wasn't totally flawless, at least in the logistical sense. A long-standing Miami pregame tradition - running out of a giant inflatable helmet and onto the field - had to be scrubbed at the last minute when crews couldn't pump enough air to make it work. The Hurricanes ran through a green plastic tunnel instead, with puffs of their trademark white smoke filling the sky. Alas, that was the closest thing Miami had to a major problem all night.

Harris, a true freshman who started only because first-string quarterback Robert Marve was serving a one-game suspension for disciplinary reasons, opened the scoring with a 30-yard run on a fourth-down play 2:37 into the contest, and the points kept coming from there. James scored on a 7-yard run on the next possession, and Harris then hit Leonard Hankerson with a 7-yard TD pass that pushed the lead to 21-0. Cooper scored on a 14-yard run early in the second quarter, then blew past everyone for his first career return touchdown to give Miami a 35-0 lead with 13:24 left in the third.

Score by Quarters	1	2	3	4	Score
Charleston Southern	0	0	7	0	7
Miami (Fla.)	21	7	14	10	52

SCORING SUMMARY:

Qtr	Time	Team	Scoring play, Conversion, Plays-Yds, TOP
1st	12:23	UM	Jacory Harris 30 yd run, (Matt Boshier kick), 7-66, 2:37
	04:29	UM	Javarris James 7 yd run, (Matt Boshier kick), 9-43, 4:19
	01:06	UM	L. Hankerson 7 yd pass from J. Harris, (Matt Boshier kick), 5-60, 2:15
2nd	12:29	UM	Graig Cooper 14 yd run, (Matt Boshier kick), 2-14, 0:12
3rd	13:24	UM	Graig Cooper 66 yd punt return, (Matt Boshier kick)
	03:39	CSU	HARRIS, T. 2 yd pass from REESE, T., (PAGLIA, J. kick), 10-66, 5:20
	00:44	UM	Derron Thomas 5 yd run, (Matt Boshier kick), 6-60, 2:55
4th	08:43	UM	Matt Boshier 22 yd field goal, 11-47, 5:17
	02:33	UM	Shawnbrey McNeal 1 yd run, (Matt Boshier kick), 3:44

Kickoff time: 7:37 pm **End of Game:** 10:31 **Total elapsed time:** 2:54

TEAM STATISTICS

	CSU	UM
FIRST DOWNS	7	21
RUSHES-YARDS (NET)	30-49	38-224
PASSING YDS (NET)	77	192
Passes Att-Comp-Int	22-11-0	27-17-0
TOTAL OFFENSE PLAYS-YARDS	52-126	65-416
Fumble Returns-Yards	0-0	0-0
Punt Returns-Yards	1-1	5-98
Kickoff Returns-Yards	9-140	2-0
Interception Returns-Yards	0-0	0-0
Punts (Number-Avg)	8-35.9	3-39.3
Fumbles-Lost	2-1	1-1
Penalties-Yards	4-17	6-41
Possession Time	29:40	30:20
Third-Down Conversions	4 of 14	6 of 12
Fourth-Down Conversions	0 of 1	2 of 2
Red-Zone Scores-Chances	1-1	6-6
Sacks By: Number-Yards	1-8	3-22

INDIVIDUAL STATISTICS

RUSHING: Charleston Southern-LATIMORE, T. 6-29; MOON, D. 6-16; STEVENSON, G. 3-10; IVEY, A. 6-7; GILMOUR, G. 1-1; COFFMAN, C. 1-minus 1; REESE, T. 7-minus 13. **Miami (Fla.)**-Javarris James 12-73; Shawnbrey McNeal 5-45; Derron Thomas 8-35; Lee Chambers 5-25; Graig Cooper 4-22; Jacory Harris 3-22; Cannon Smith 1-2.
PASSING: Charleston Southern-REESE, T. 10-21-0-81; GILMOUR, G. 1-1-0-minus 4. **Miami (Fla.)**-Jacory Harris 16-26-0-190; Cannon Smith 1-1-0-2.
RECEIVING: Charleston Southern-BROWN, D. 4-24; IVEY, A. 2-44; MURRY, M. 1-5; JONES, T. 1-4; HARRIS, T. 1-2; LATIMORE, T. 1-2; NEAL, A. 1-minus 4. **Miami (Fla.)**-Leonard Hankerson 3-20; Laron Byrd 3-16; Thearon Collier 2-29; Sam Shields 2-21; Dedrick Epps 1-35; Derron Thomas 1-19; Aldarius Johnson 1-14; Javarris James 1-11; Khalil Jones 1-11; Chris Zellner 1-10; Kendal Thompkins 1-6.

GAME 2 - NO. 5 FLORIDA 26, MIAMI 3
SATURDAY, SEPTEMBER 6, 2008 - BEN HILL GRIFFIN STADIUM, GAINESVILLE, FLA.
ATTENDANCE: 90,833

GAINESVILLE, Fla. (AP) - Tebow was good early and even better late, throwing two touchdown passes and helping the fifth-ranked Gators snap a six-game losing streak against Miami with a 26-3 victory Saturday night at The Swamp. It was Florida's first win since 1985 in the on-again, off-again series. The rebuilding Hurricanes (1-1), three-touchdown underdogs, hung close for three quarters. But Tebow and speedster Percy Harvin took over late and erased three quarters of frustration against Miami's improved defense. Florida's defense was stout all night, holding the Hurricanes to 140 total yards.

So did Tebow. The Hurricanes pressured the junior with every snap, forcing him to scramble and make early, sometimes off-balance throws. Still, he finished 21-of-35 passing for 256 yards and two TD passes. He also ran 13 times for 55 yards. Harvin, who missed last week's opener while recovering from offseason heel surgery, ran five times for 27 yards.

Robert Marve, making his first career start for Miami, was 10-of-18 passing for 69 yards and was sacked three times.

Florida, whose two scores in the first half came off Miami miscues on special teams, led 9-3 to start the fourth quarter. But Tebow, Harvin & Co. finally found their rhythm, putting together consecutive drives of 86 and 95 yards to put the game away. The Gators, who finished with 345 total yards, took advantage of two favorable calls to score the first of the two late touchdowns. Tebow hooked up with Carl Moore for a 28-yard gain on third-and-9, putting the Gators at the 5-yard line. Moore was initially ruled out of bounds, but officials reviewed the play and said Moore's elbow touched down before his feet landed out of bounds.

Three plays later, on another third down, Miami's Randy Phillips was flagged for pass interference against Harvin. It gave the Gators a first-and-goal at the 2. Harvin took a pitch from Tebow on third down and outran several defenders for the score. Phillips insisted the pass to Harvin was not catchable and should not have been flagged.

Florida's next drive was the most impressive of the night, a five-play, 95-yarder that sealed the victory. Tebow found Louis Murphy - yes, the guy who spouted off about Florida being better suited than Miami to be referred to as "The U" - in the corner of the end zone for a 19-yard strike. Jonathan Phillips added a 29-yard field goal with 25 seconds to play for the final score.

Florida might not have even scored in the first half had Miami not made two errors on special teams. Matt Boshier shanked a punt on the team's opening drive, a 14-yard kick that gave the Gators great field possession. Tebow made easy work of the short field, directing a 35-yard drive on five plays and giving Florida a 7-0 lead with a 14-yard touchdown pass to Hernandez.

Miami then sucked the energy out of Florida Field - most of the record 90,833 in attendance were clad in orange and blue - with a 16-play drive that took 8:42 off the clock and kept Tebow on the sideline. It ended with a field goal, but gave the Hurricanes plenty of confidence they could play with the Mighty Gators. Nonetheless, the Gators added to their lead with another special teams blunder. Miami left Jeff Demps, one of the fastest players on the field, to rush unblocked at Boshier. Demps blocked the punt, and Murphy nearly recovered for a touchdown, but couldn't hang and the ball trickled out of bounds for a safety and a 9-3 advantage.

Score by Quarters	1	2	3	4	Score
Miami (Fla.)	0	3	0	0	3
Florida	7	2	0	17	26

SCORING SUMMARY:

Qtr	Time	Team	Scoring play, Conversion, Plays-Yds, TOP
1st	12:24	UF	Aaron Hernandez 14 yd pass from Tim Tebow, (Jonathan Phillips kick), 5-35, 1:44
2nd	12:51	UM	Matt Boshier 50 yd field goal, 16-42, 8:42
2nd	00:47	UF	TEAM safety
4th	13:19	UF	Percy Harvin 2 yd run, (Jonathan Phillips kick), 12-86, 5:50
	08:59	UF	Louis Murphy 19 yd pass from Tim Tebow, (Jonathan Phillips kick), 5-95, 1:34
	00:25	UF	Jonathan Phillips 29 yd field goal, 4-5, 1:31

Kickoff time: 8:04 pm; **End of Game:** 11:06 pm; **Total elapsed time:** 3:02

TEAM STATISTICS

	UM	UF
FIRST DOWNS	11	17
RUSHES-YARDS (NET)	37-61	27-89
PASSING YDS (NET)	79	256
Passes Att-Comp-Int	22-12-0	35-21-0
TOTAL OFFENSE PLAYS-YARDS	59-140	62-345
Fumble Returns-Yards	0-0	0-0
Punt Returns-Yards	2-20	4-59
Kickoff Returns-Yards	3-60	3-82
Interception Returns-Yards	0-0	0-0
Punts (Number-Avg)	9-36.4	7-45.6
Fumbles-Lost	0-0	1-0
Penalties-Yards	4-33	5-35
Possession Time	31:06	28:54
Third-Down Conversions	5 of 16	8 of 16
Fourth-Down Conversions	1 of 1	0 of 0
Red-Zone Scores-Chances	0-0	4-4
Sacks By: Number-Yards	1-9	3-20

INDIVIDUAL STATISTICS

RUSHING: Miami (Fla.)-Cooper, G. 15-31; Thomas, D. 7-22; Marve, R. 9-6; James, J. 2-4; McNeal, S. 2-2; TEAM 2-minus 4. **Florida**-Tebow, T. 13-55; Harvin, P. 5-27; Rainey, C. 3-13; Demps, J. 3-minus 1; Moore, K. 3-minus 5.
PASSING: Miami (Fla.)-Marve, R. 10-18-0-69; Harris, J. 2-4-0-10. **Florida**-Tebow, T. 21-35-0-256.
RECEIVING: Miami (Fla.)-Farquharson, K. 3-22; Hankerson, L. 3-22; Benjamin, T. 2-11; Zellner, C. 1-12; Johnson, A. 1-11; Epps, D. 1-3; Thompkins, K. 1-minus 2.
Florida-Hernandez, A. 5-58; Murphy, L. 4-77; James, B. 4-30; Thompson, D. 2-28; Cooper, R. 2-15; Demps, J. 2-8; Moore, C. 1-28; Harvin, P. 1-12.



GAME 3 - MIAMI 41, TEXAS A&M 23
SATURDAY, SEPTEMBER 20, 2008 - KYLE FIELD, COLLEGE STATION, TEXAS
ATTENDANCE: 84,165

COLLEGE STATION, Texas (AP) - Robert Marve threw two touchdown passes and Graig Cooper ran for career-high 128 yards and two scores as Miami picked apart Texas A&M's defense in a 41-23 rout Saturday.

Marve, a redshirt freshman making his second career start, completed 16 of 22 passes for 212 yards. The Hurricanes (2-1) piled up 398 yards on 57 plays - an average of 6.98 yards per offensive snap - and handed A&M its worst nonconference defeat at Kyle Field since a 30-10 loss to Alabama in 1988.

The Hurricanes gained 261 yards in the first half on Saturday. The Hurricanes had 12 first downs on 28 plays in the first half and led 24-10 at the break.

The Hurricanes took less than two minutes to score. Marve threw a 29-yard pass to Kayne Farquharson on Miami's first offensive play and three snaps later, Cooper scored on a 19-yard run.

Miami's next possession was more of the same. After Marve threw an 11-yard pass to Sam Shields, Cooper ran untouched for a 51-yard touchdown. Miami gained 121 yards on its first six plays.

Freshman Richie Bean kicked a 38-yard field goal to pull Texas A&M to 14-10 late in the first quarter.

Derron Thomas started Miami's next drive with a 34-yard run. Marve took a hard hit from A&M linebacker Von Miller and left the game after throwing a pass to Farquharson. Freshman Jacory Harris replaced Marve and Matt Boshier kicked a 20-yard field goal for a 17-10 lead.

Miami's Travis Benjamin returned a punt 44 yards to the Aggies' 41 in the final minute of the half. Marve returned and found Thearon Collier wide open in the end zone with 20 seconds remaining.

Early in the third quarter, Marve threw a 36-yard pass to Dedrick Epps as the Aggies continued to blow coverages and miss tackles. The pass set up another short field goal by Boshier that put Miami up 27-10.

Defensive lineman Eric Moncur made a one-handed interception on Johnson's next pass at the Texas A&M 15.

Marve immediately threw a touchdown pass to Farquharson with 6:36 left in the third quarter to make it 34-10.

On the second play of A&M's next possession, Miami linebacker Glenn Cook swatted the ball out of Johnson's hands as he was being sacked, recovered the fumble and trotted into the end zone to make it 41-10.

Score by Quarters	1	2	3	4	Score
Miami (Fla.)	14	0	17	0	41
Texas A&M	10	0	7	6	23

SCORING SUMMARY:

Qtr	Time	Team	Scoring play, Conversion, Plays-Yds, TOP
1st	14:40	TAMU	Goodson 62 yd pass from Jerrod Johnson, (Jordan Peterson kick), 1-57, 0:20
1st	12:56	UM	Graig Cooper 19 yd run, (Matt Boshier kick), 4-59, 1:44
1st	8:40	UM	Graig Cooper 51 yd run, (Matt Boshier kick), 2-62, 0:35
1st	3:21	TAMU	Jordan Peterson 38 yd field goal, 13-60, 5:19
2nd	8:22	UM	Matt Boshier 20 yd field goal, 13-88, 4:59
2nd	0:20	UM	Thearon Collier 26 yd pass from Robert Marve, (Matt Boshier kick), 3-41, 0:27
3rd	6:54	UM	Matt Boshier 20 yd field goal, 11-84, 4:36
3rd	6:36	UM	Kayne Farquharson 15 yd pass from Robert Marve, (Matt Boshier kick), 1-15, 0:08
3rd	5:43	UM	Glenn Cook 2 yd fumble recovery, (Matt Boshier kick)
3rd	1:55	TAMU	Kery Franks 18 yd pass from Jerrod Johnson, (Jordan Peterson kick), 8-73, 3:48
4th	9:32	TAMU	Mike Goodson 1 yd pass from Jerrod Johnson, (Johnson pass failed), 11-48, 5:41

Kickoff time: 2:37 End of Game: 6:05 Total elapsed time: 3:28

TEAM STATISTICS

	UM	TAMU
FIRST DOWNS	18	19
RUSHES-YARDS (NET)	28-159	35-87
PASSING YDS (NET)	239	275
Passes Att-Comp-Int	29-20-1	32-19-1
TOTAL OFFENSE PLAYS-YARDS	57-398	67-362
Fumble Returns-Yards	1-2	0-0
Punt Returns-Yards	2-52	2-22
Kickoff Returns-Yards	2-65	6-101
Interception Returns-Yards	1-4	1-2
Punts (Number-Avg)	4-43.2	4-46.5
Fumbles-Lost	0-0	5-1
Penalties-Yards	6-50	7-71
Possession Time	26:35	33:25
Third-Down Conversions	5 of 12	9 of 16
Fourth-Down Conversions	0 of 1	0 of 1
Red-Zone Scores-Chances	4-5	2-2
Sacks By: Number-Yards	3-30	2-11

INDIVIDUAL STATISTICS

RUSHING: Miami (Fla.)-Cooper, G. 16-128; Thomas, D. 4-30; McNeal, S. 3-7; TEAM 1-0; Marve, R. 4-minus 6. **TEXAS A&M:**-Goodson, Mike 12-67; Smith, Keondra 6-20; Gray, Cyrus 6-3; Johnson, Jerrod 11-minus 3.

PASSING: Miami (Fla.)-Marve, R. 16-22-1-212; Harris, J. 4-7-0-27. **TEXAS A&M:**-Johnson, Jerrod 19-32-1-275.

RECEIVING: Miami (Fla.)-Farquharson, K. 5-67; Collier, T. 4-62; Epps, D. 3-48; Johnson, A. 3-19; Thomas, D. 2-15; Benjamin, T. 1-13; Shields, S. 1-11; Byrd, L. 1-4. **TEXAS A&M:**-Fuller, Jeff 5-79; McCoy, Terrence 5-51; Goodson, Mike 4-79; McCoy, Jamie 3-43; Brown, Pierre 1-14; Smith, Keondra 1-9.

GAME 4 - NORTH CAROLINA 28, MIAMI 24
SATURDAY, SEPTEMBER 27, 2008 - DOLPHIN STADIUM, MIAMI GARDENS, FLA.
ATTENDANCE: 35,830

MIAMI GARDENS, Fla. (AP) - Cameron Sexton threw a 14-yard touchdown pass to Brooks Foster with 46 seconds left, Trimane Goddard had two interceptions in the final minutes, and North Carolina rallied from an early 14-point deficit to beat Miami 28-24 on Saturday.

Sexton - playing because North Carolina starter T.J. Yates will miss six weeks with a broken left ankle - relieved starter Mike Paulus early and completed 11 of 19 passes for 243 yards, including two fourth-quarter scores. He found Hakeem Nicks with a 74-yard pass with 9 minutes remaining, then coolly found Foster in the right corner of the end zone in the final minute to give North Carolina (3-1, 1-1 Atlantic Coast Conference) its first lead of the day.

Miami had one more chance, getting the ball at its own 31. Robert Marve found Kayne Farquharson for a 29-yard gain that took the Hurricanes to the North Carolina 20 with 15 seconds remaining. Marve nearly hooked up with Farquharson again on the final play of the game, but Goddard's second pick of the quarter sealed the Tar Heels' win. Farquharson had his hands on the ball in the end zone, yet Goddard was the one who wound up with possession.

Marve threw three touchdown passes for Miami (2-2, 0-1), and Graig Cooper rushed for 113 yards plus had a receiving TD for the Hurricanes, who lost to the Tar Heels for the second straight season.

A year ago, Miami almost pulled off a stunning comeback against North Carolina, nearly rallying from a 27-0 halftime deficit. This time, the Tar Heels showed the Hurricanes how to pull one of those off.

Down 24-14 midway through the fourth quarter after Marve connected with Aldarius Johnson on a 4-yard touchdown pass, the Tar Heels went to work. Nicks caught the ball ahead of a diving Bruce Johnson for the first North Carolina touchdown of the final quarter, seeming to stun the Hurricanes a bit, and then Sexton delivered the perfect touch pass at the end.

It was a stirring turnaround, especially considering how the game started.

The Hurricanes needed only eight plays to go 89 yards - with Cooper rushing three times for 60 of them - on the opening drive, capped by Marve finding Farquharson with a 9-yard touchdown pass. A special-teams blunder by the Tar Heels later in the opening quarter gave Miami a two-touchdown edge. North Carolina punter Terrence Brown dropped a snap, fell on the ball at the Tar Heels 11, and the Hurricanes quickly capitalized. Marve lofted the ball to Cooper on a middle screen that resulted in an 11-yard TD for a 14-0 lead. Miami made it look easy in the first 15 minutes, outgaining North Carolina 127-24, limiting the Tar Heels to minus-4 yards rushing and less than two yards per play.

Suddenly, everything that went right in the first quarter suddenly stopped for Miami.

Greg Little's 8-yard run early in the second quarter helped draw North Carolina within 17-7 at halftime, and Ryan Houston scored from 2 yards out midway through the third to draw the Tar Heels within 17-14.

Score by Quarters	1	2	3	4	Score
North Carolina	0	7	7	14	28
Miami	14	3	0	7	24

SCORING SUMMARY:

Qtr	Time	Team	Scoring play, Conversion, Plays-Yds, TOP
1st	11:02	UM	Kayne Farquharson 9 yd pass from Robert Marve, (Matt Boshier kick), 8-89, 3:58
1st	00:39	UM	Graig Cooper 11 yd pass from Robert Marve, (Matt Boshier kick), 3-11, 0:50
2nd	12:49	UNC	Greg Little 6-yd run, (Jay Wooten kick), 7-58, 2:50
2nd	05:07	UM	Matt Boshier 34 yd field goal, 14-62, 7:42
3rd	09:38	UNC	Ryan Houston 2 yd run, (Jay Wooten kick), 10-60, 5:22
4th	09:59	UM	Aldarius Johnson 4 yd pass from Robert Marve, (Matt Boshier kick), 8-37, 4:00
4th	09:00	UNC	Hakeem Nicks 74 yd pass from Cameron Sexton, (Jay Wooten kick), 3-74, 0:59
4th	00:46	UNC	Brooks Foster 14 yd pass from Cameron Sexton, (Jay Wooten kick), 7-56, 2:03

Total elapsed time: 3:15

TEAM STATISTICS

	UNC	UM
FIRST DOWNS	16	18
RUSHES-YARDS (NET)	33-35	33-135
PASSING YDS (NET)	264	167
Passes Att-Comp-Int	24-13-0	33-22-2
TOTAL OFFENSE PLAYS-YARDS	57-299	66-309
Fumble Returns-Yards	0-0	0-0
Punt Returns-Yards	0-0	3-56
Kickoff Returns-Yards	3-67	4-41
Interception Returns-Yards	2-35	0-0
Punts (Number-Avg)	4-36.5	4-37.8
Fumbles-Lost	2-0	1-0
Penalties-Yards	6-55	6-54
Possession Time	26:23	33:37
Third-Down Conversions	6 of 13	8 of 16
Fourth-Down Conversions	1 of 2	0 of 0
Red-Zone Scores-Chances	3-3	4-5
Sacks By: Number-Yards	2-17	2-18

INDIVIDUAL STATISTICS

RUSHING: North Carolina-Little, G. 14-38; Houston, R. 5-18; Draughn, S. 5-13; Elzy, A. 2-5; Tate, B. 2-1; Paulus, M. 1-minus 3; Sexton, C. 3-minus 18; Brown, Te. 1-minus 19. **MIAMI (Fla.)**-Cooper, G. 19-110; Benjamin, T. 2-11; Thomas, D. 3-10; Harris, J. 3-4; Marve, R. 6-0.

PASSING: North Carolina-Sexton, C. 11-19-0-242; Paulus, M. 1-4-0-10; Tate, B. 1-1-0-12. **MIAMI (Fla.)**-Marve, R. 18-27-2-135; Harris, J. 4-6-0-39.

RECEIVING: North Carolina-Nicks, H. 5-133; Tate, B. 3-62; Foster, B. 2-27; Quinn, Ri. 2-24; Pianalto, Z. 1-18. **MIAMI (Fla.)**-Farquharson, K. 3-51; Cooper, G. 3-29; Collier, T. 3-22; Epps, D. 3-19; Johnson, A. 2-12; Jones, K. 2-10; Gordon, R. 2-9; Johnson, D. 1-15; Shields, S. 1-5; Thomas, D. 1-1; Byrd, L. 1-1.



GAME 5 - FLORIDA STATE 41, MIAMI 39
SATURDAY, OCTOBER 4, 2008 - DOLPHIN STADIUM, MIAMI GARDENS, FLA.
ATTENDANCE: 65, 786

MIAMI GARDENS, Fla. (AP) - Antone Smith rushed for a career-best four touchdowns, including a game-clinching 20-yarder with 3:57 remaining, and Florida State wasted most of an early 24-point lead before hanging on to beat Miami 41-39 on Saturday.

Smith - who scored three TDs last week - finished with 92 yards on 27 carries for the Seminoles (4-1, 1-1 ACC), who handed Miami its second straight home loss on a stormy afternoon. Christian Ponder ran for 144 yards, becoming the first Florida State quarterback since Charlie Ward in 1992 to run for triple-figures, and Tony Carter made two interceptions for the Seminoles.

Travis Benjamin had an 18-yard touchdown run on an end-around, caught a 51-yard TD pass from running back Graig Cooper, and finished with 274 all-purpose yards for Miami (2-3, 0-2), which has lost 12 of its last 15 conference games. The 'Canes trailed 24-3 at the half and 31-10 in the third quarter, then closed to within 34-32 with 8 minutes remaining. Two botched snaps on FSU punts led to Miami points, Sean Spence ran an interception in for a touchdown and the Hurricanes seemed poised for what would have been an enormous rally.

But Smith sealed the win with a third-down run up the middle, giving coach Bobby Bowden just his 14th win in 34 games all-time against Miami. Smith's other scoring runs were for 2, 19 and 5 yards, part of Florida State's 281-yard rushing day as a team. Ponder completed 14 of 31 passes for 159 yards for Florida State, including a 15-yard score to Greg Carr, and looked at ease in his first taste of the Seminoles-Hurricanes rivalry.

Miami quarterback Robert Marve, meanwhile, was 17-of-40 for 122 yards and two interceptions. And still, the Hurricanes nearly pulled it off. Left tackle Jason Fox rushed for a 5-yard touchdown with 14 seconds remaining, but the onside kick was controlled by the Seminoles, as a downpour made it difficult from one sideline to see the other. Ponder knelt for the final play, and the Seminoles began leaping in celebration - knowing they just dealt their biggest league rival a huge blow.

Florida State scored the game's first 24 points and wound up holding a 440-256 edge in total yards, largely because of Ponder's running ability. He had nine carries for 107 yards by intermission; in the previous 13 meetings between the teams, FSU quarterbacks ran for a combined 111 yards on 99 attempts. It looked like a mismatch. The first of Carter's interceptions set up Smith's opening score, and the Seminoles just kept rolling. When Graham Gano connected on a 53-yard field goal, the Seminoles had a 24-0 lead with 1:07 left in the half.

An odd decision followed, giving Miami some life. Florida State tried a short kickoff after the long field goal, giving Miami possession at its own 48. The Hurricanes only got a field goal out of it on the final play of the half, but to coach Randy Shannon, that 28-yard kick by Matt Boshers was huge.

Miami hadn't had an interception return for a touchdown since 2003, but with 11:23 left, Spence - playing in place of injured linebacker Colin McCarthy - caught a deflected pass and rumbled seven yards to make the score 34-29, and Boshers got Miami within two points with a field goal three minutes later.

Score by Quarters	1	2	3	4	Score
Florida State	7	17	10	7	41
Miami	0	3	19	17	39

SCORING SUMMARY:

Qtr	Time	Team	Scoring play, Conversion, Plays-Yds, TOP
1st	06:54	FSU	Antone Smith 2 yd run, (Graham Gano kick), 10-43, 5:03
2nd	10:08	FSU	Antone Smith 19 yd run, (Graham Gano kick), 7-89, 3:42
2nd	03:24	FSU	Greg Carr 15 yd pass from Christian Ponder, (Graham Gano kick), 9-77, 5:04
2nd	01:03	FSU	Graham Gano 53 yd field goal, 6-22, 1:16
2nd	00:00	UM	Matt Boshers 28 yd field goal, 7-41, 0:32
3rd	13:45	UM	Travis Benjamin 18 yd run, (Matt Boshers kick), 1-18, 0:07
3rd	10:50	FSU	Antone Smith 5 yd run, (Graham Gano kick), 7-78, 2:55
3rd	07:42	UM	Matt Boshers 29 yd field goal, 6-29, 3:08
3rd	05:50	UM	Team safety
3rd	05:29	UM	Travis Benjamin 51 yd pass from Graig Cooper, (Matt Boshers kick), 1-51, 0:21
3rd	00:00	FSU	Graham Gano 35 yd field goal, 12-58, 5:29
4th	11:23	UM	Sean Spence 7 yd interception return, (Matt Boshers kick), 34-29
4th	08:30	UM	Matt Boshers 24 yd field goal, 4-3, 0:33
4th	03:57	FSU	Antone Smith 20 yd run, (Graham Gano kick), 9-81, 4:33
4th	00:14	UM	Jason Fox 5 yd run, (Matt Boshers kick), 15-78, 3:43

Total elapsed time: 3:50

TEAM STATISTICS

	FSU	UM
FIRST DOWNS	27	15
RUSHES-YARDS (NET)	53-310	14-51
PASSING YDS (NET)	159	205
Passes Att-Comp-Int	31-14-2	49-21-3
TOTAL OFFENSE PLAYS-YARDS	84-469	63-256
Fumble Returns-Yards	0-0	0-0
Punt Returns-Yards	1-0	0-0
Kickoff Returns-Yards	7-125	8-203
Interception Returns-Yards	3-4	2-7
Punts (Number-Avg)	1-29.0	4-45.2
Fumbles-Lost	4-2	0-0
Penalties-Yards	12-98	10-85
Possession Time	39:23	19:44
Third-Down Conversions	11 of 17	2 of 15
Fourth-Down Conversions	0 of 2	3 of 4
Red-Zone Scores-Chances	6-6	5-5
Sacks By: Number-Yards	2-18	0-0

INDIVIDUAL STATISTICS

RUSHING: Florida State-Ponder, C 19-144; Smith, A 27-92; Thomas, J. 2-51; Easterling, T 1-20; Parker, P 1-16; Sims, M 1-2; Team 3-minus 44. **Miami (Fla.)**-Cooper, G. 6-31; Benjamin, T. 1-18; Boshers, M. 1-9; Fox, J. 1-5; Harris, J. 2-0; Thomas, D. 1-minus 6; Marve, R. 2-minus 6.

PASSING: Florida State-Ponder, C 14-31-2-159. **Miami (Fla.)**-Marve, R. 17-40-2-122; Harris, J. 3-7-1-32; TEAM 0-1-0-0; Cooper, G. 1-1-0-51.

RECEIVING: Florida State-Reed, B 3-43; Easterling, T 3-41; Parker, P 3-20; Carr, G 2-26; Surrency, C. 1-13; Piorowski, C 1-10; Owens, R 1-6. **Miami (Fla.)**-Cooper, G. 7-16; Johnson, A. 5-55; Benjamin, T. 3-71; Hankerson, L. 3-44; Shields, S. 2-14; Byrd, L. 1-5. Ri 2-24; Pianalto, Z 1-18. **Miami (Fla.)**-Farquharson, K. 3-51; Cooper, G. 3-29; Collier, T. 3-22; Epps, D. 3-19; Johnson, A. 2-12; Jones, K. 2-10; Gordon, R. 2-9; Johnson, D. 1-15; Shields, S. 1-5; Thomas, D. 1-1; Byrd, L. 1-1.

GAME 6 - MIAMI 20, UCF 14
SATURDAY, OCTOBER 11, 2008 - DOLPHIN STADIUM, MIAMI GARDENS, FLA.
ATTENDANCE: 40,011

MIAMI GARDENS, Fla. (AP) - Graig Cooper had a career-high 23 rushes for 90 yards, including the clinching touchdown after a muffed punt return late in the fourth quarter and Miami pulled out a sloppy 20-14 victory over Central Florida on Saturday to snap a two-game losing streak.

Robert Marve found Travis Benjamin with a 25-yard touchdown pass in the opening quarter for Miami (3-3), offsetting part of a three-interception day for the Hurricanes' starting quarterback.

Miami's defense simply overwhelmed the Knights, forcing Central Florida (2-4) into a school-record 12 punts and only allowing 78 yards.

Joe Burnett had a 91-yard kickoff return for a touchdown, Shar'eff Rashad had two interceptions and Johnell Neal returned one of Marve's turnovers for a Central Florida TD.

The Knights were poised to get the ball back trailing 12-7 with 5 1/2 minutes left, but Burnett - major college football's active career leader in punt returns - dropped the ball at his own 16, Sam Shields recovered for Miami at the 5, and Cooper rushed in on the next play. Jacory Harris ran in the 2-point conversion, and Miami had what seemed like a safe 20-7 lead.

Before Cooper's TD, the teams had gone 24 combined possessions without an offensive point.

The ensuing kickoff was nullified by a penalty against Miami's DeMarcus Van Dyke, giving Burnett chance to redeem himself. He took advantage, going 92 yards for a touchdown and making the score 20-14.

The Knights had one more chance, but on fourth-and-4 from the Miami 36 with 1:52 left, Rob Calabrese's pass for Brian Watters was knocked down by Miami's Darryl Sharpton, and the Hurricanes ran out the clock.

Central Florida came in with 10 interceptions this season, tied for third-best in the nation, and th Knights padded those stats quickly. Marve threw an interception to Rashad on the game's opening drive.

Miami escaped that one unscathed, but wasn't so lucky with the second.

Marve telegraphed a pass toward Benjamin, Neal stepped in front and went 62 yards for a score that drew the Knights within 10-7.

It didn't get easier for Marve, whose third interception came 27 seconds before halftime. He went into the half having completed only 4 of 11 passes for 40 yards, most on the score to Benjamin.

The halftime stats were baffling. Miami outgained Central Florida 168-42, held nearly a 2-to-1 edge in time of possession, allowed Calabrese to connect on just 4 of 18 passes (including eight straight incompletions in one stretch), forced seven punts and blocked one of them - yet still led by only a field goal.

Central Florida had chances, plenty of them.

The Knights started three possessions in Miami territory in the game's first 15 minutes, and not only didn't score on any, managed zero yards in those series.

And late in the third quarter, the Knights wasted another golden opportunity.

Still down 10-7, Burnett stood at midfield and got drilled by Shields before the ball arrived, costing the Hurricanes a 15-yard penalty. But Central Florida managed minus-5 yards before kicking the ball away once again, the Knights' 11th punt in the first three quarters.

Score by Quarters	1	2	3	4	Score
UCF	0	7	0	7	14
Miami	10	0	0	10	20

SCORING SUMMARY:

Qtr	Time	Team	Scoring play, Conversion, Plays-Yds, TOP
1st	08:33	UM	Travis Benjamin 25 yd pass from Robert Marve, (Matt Boshers kick), 8-68, 2:55
1st	05:35	UM	Matt Boshers 35 yd field goal, 4-7, 1:21
2nd	07:22	UCF	Johnell Neal 62 yd interception return, (Daren Daly kick)
4th	13:31	UM	Team safety
4th	05:21	UM	Graig Cooper 5 yd run, (Matt Boshers kick), 1-5, 0:07
4th	04:57	UCF	Joe Burnett 91 yd kickoff return, (Daren Daly kick)

Total elapsed time: 3:20

TEAM STATISTICS

	UCF	UM
FIRST DOWNS	10	12
RUSHES-YARDS (NET)	27-4	43-128
PASSING YDS (NET)	74	88
Passes Att-Comp-Int	37-11-0	25-12-3
TOTAL OFFENSE PLAYS-YARDS	64-78	68-216
Fumble Returns-Yards	0-0	0-0
Punt Returns-Yards	6-52	5-23
Kickoff Returns-Yards	2-110	4-76
Interception Returns-Yards	3-4	2-7
Punts (Number-Avg)	12-34.8	11-37.3
Fumbles-Lost	3-1	1-0
Penalties-Yards	7-63	6-53
Possession Time	24:45	35:15
Third-Down Conversions	3 of 18	2 of 17
Fourth-Down Conversions	1 of 3	0 of 0
Red-Zone Scores-Chances	0-0	2-2
Sacks By: Number-Yards	3-23	5-44

INDIVIDUAL STATISTICS

RUSHING: UCF-CALABRESE, Rob 13-25; WEAVER, Ronnie 12-20; GRECO, Michael 1-minus 12; TEAM 1-minus 29. **Miami (Fla.)**-Cooper, G. 23-90; Chambers, L. 4-31; Thomas, D. 3-14; Marve, R. 5-7; TEAM 3-minus 3; Harris, J. 5-minus 11.

PASSING: UCF-CALABRESE, Rob 11-35-0-74; GRECO, Michael 0-2-0-0. **Miami (Fla.)**-Marve, R. 8-19-3-74; Harris, J. 4-6-0-14.

RECEIVING: UCF-WATTERS, Brian 5-37; KAY, Ricky 3-16; AIKEN, Kamar 1-15; HARVEY, Brynn 1-4; WILLIAMS, K. 1-2. **Miami (Fla.)**-Epps, D. 3-20; Cooper, G. 3-9; Benjamin, T. 2-34; Byrd, L. 2-14; Collier, T. 2-11.



GAME 7 - MIAMI 49, DUKE 31

SATURDAY, OCTOBER 18, 2008 - WALLACE WADE STADIUM, DURHAM, N.C.

ATTENDANCE: 32,011

DURHAM, N.C. (AP) - Jacory Harris threw four touchdown passes and ran for another, accounting for three third-quarter touchdowns to lead Miami past Duke 49-31 on Saturday.

The freshman took over for starter Robert Marve in the second quarter and became the first Miami quarterback to both throw for four scores and account for five TDs since 2005, when Kyle Wright did it against Wake Forest.

Harris finished 18-for-28 for 185 yards with two interceptions to help the Hurricanes rally from a 10-point deficit, outscore the Blue Devils 35-14 in the second half and outduel childhood friend Thaddeus Lewis.

The Duke quarterback - a Miami native who once taught Harris how to play the position - was 12 of 28 for 130 yards with two touchdown passes and also ran for a score, but fell to 0-3 as a starter against his hometown team.

Miami (4-3, 1-2 Atlantic Coast Conference) rolled up 420 yards in claiming its 78th straight win when scoring at least 42 points - a string that dates back to the "Hail Flutie" loss to Boston College in 1984 - but for much of the way, this one was anything but a rout.

Duke (3-3, 1-2) took a 24-14 lead early in the third quarter before Harris took over, capping a three-play, 69-yard drive with a 15-yard keeper that pulled them within three.

Then, he put them up for good with less than 3 minutes left in the quarter, finding Aldarius Johnson from 6 yards in the corner of the end zone over safety Glenn Williams to make it 28-24.

Harris threw a 25-yard touchdown to Travis Benjamin on Miami's next possession, then added a 10-yard TD toss to Laron Byrd in the fourth quarter to put the game out of reach.

Earlier, he had a 9-yard touchdown toss to Chris Zellner with 11 seconds left in the first half.

One of his few mistakes helped Duke match its largest lead - two plays after Adrian Aye-Darko's second interception of the game, Lewis threw a 10-yard touchdown pass to Raphael Chestnut to push the Blue Devils' lead to 10 - but it was all Harris and the Hurricanes after that.

Lewis, whose previous two losses to Miami came by an average of 7 1/2 points, also threw a 2-yard touchdown pass to Clifford Harris and ran 1 yard on a bootleg for a TD for the Blue Devils. Backup Zack Asack ran 2 yards for a touchdown with 12 seconds left for Duke.

Marve, who made his sixth straight start, was 4-for-7 for 64 yards with a 17-yard touchdown pass to Davon Johnson in just over one quarter of work. He was pulled early in the second after Aye-Darko intercepted his poorly thrown deep ball.

The Blue Devils hoped to draw inspiration from their pregame walk to the stadium that took them through Cameron Indoor Stadium, where the basketball team held its annual Blue-White scrimmage and where Hall of Fame coach Mike Krzyzewski shook each players' hand.

Score by Quarters	1	2	3	4	Score
Miami	7	7	21	14	49
Duke	0	17	7	7	31

SCORING SUMMARY:

Qtr	Time	Team	Scoring play, Conversion, Plays-Yds, TOP
1st	03:10	UM	Davon Johnson 17 yd pass from Robert Marve, (Matt Boshier kick), 6-45, 1:40
2nd	12:44	DU	Clifford Harris 2 yd pass from Thaddeus Lewis, (Nick Maggio kick), 11-8, 05:26
2nd	06:48	DU	Thaddeus Lewis 1 yd run, (Nick Maggio kick), 10-77, 2:50
2nd	01:33	DU	Nick Maggio 40 yd field goal, 6-19, 2:50
2nd	00:11	UM	Chris Zellner 9 yd pass from Jacory Harris, (Matt Boshier kick), 6-68, 1:15
3rd	14:05	DU	Raphael Chestnut 10 yd pass from Thaddeus Lewis, (Nick Maggio kick), 2-12, 0:42
3rd	12:52	UM	Jacory Harris 15 yd run, (Matt Boshier kick), 3-69, 1:09
3rd	02:52	UM	Aldarius Johnson 6 yd pass from Jacory Harris, (Matt Boshier kick), 5-59, 2:03
3rd	00:36	UM	Travis Benjamin 25 yd pass from Jacory Harris, (Matt Boshier kick), 3-28, 0:52
4th	10:59	UM	Laron Byrd 10 yd pass from Jacory Harris, (Matt Boshier kick), 10-55, 3:44
4th	04:19	UM	Shawnbrey McNeal 1 yd run, (Matt Boshier kick), 9-46, 4:28
4th	00:12	DU	Zack Asack 2 yd run, (Nick Maggio kick), 12-64, 4:02

Total elapsed time: 3:40

TEAM STATISTICS

	UM	DU
FIRST DOWNS	23	19
RUSHES-YARDS (NET)	29-154	44-142
PASSING YDS (NET)	266	191
Passes Att-Comp-Int	36-23-3	34-16-0
TOTAL OFFENSE PLAYS-YARDS	65-420	78-333
Fumble Returns-Yards	0-0	0-0
Punt Returns-Yards	3-38	0-0
Kickoff Returns-Yards	5-96	3-56
Interception Returns-Yards	0-0	3-16
Punts (Number-Avg)	4-46.5	7-40.6
Fumbles-Lost	0-0	1-1
Penalties-Yards	6-30	8-53
Possession Time	26:09	33:51
Third-Down Conversions	6 of 12	6 of 17
Fourth-Down Conversions	2 of 2	2 of 3
Red-Zone Scores-Chances	6-6	4-4
Sacks By: Number-Yards	1-6	2-13

INDIVIDUAL STATISTICS

RUSHING: Miami (Fla.)-Cooper, G. 7-64; Harris, J. 10-53; James, J. 3-13; Marve, R. 1-11; McNeal, S. 2-7; Johnson, D. 1-3; Benjamin, T. 1-3; Thomas, D. 2-1; Collier, T. 1-0; TEAM 1-minus 1. **Duke**-Jackson, T. 11-69; Harris, C. 19-56; Hollingsworth 4-17; Asack, Z. 4-10; Robinson, T. 1-0; TEAM 1-minus 1; Lewis, T. 4-minus 9.

PASSING: Miami (Fla.)-Harris, J. 18-28-2-185; Marve, R. 4-7-1-64; Benjamin, T. 1-1-0-17. **Duke**-Lewis, T. 12-28-0-130; Asack, Z. 3-5-0-22; Harris, C. 1-1-0-39.

RECEIVING: Miami (Fla.)-Johnson, A. 8-84; Benjamin, T. 3-45; Byrd, L. 2-29; Epps, D. 2-16; Cooper, G. 2-12; Zellner, C. 2-9; Farquharson, K. 1-23; Johnson, D. 1-17; Harris, J. 1-17; Collier, T. 1-14. **Duke**-Chestnut, R. 5-48; Riley, E. 2-48; Huffman, B. 2-36; Harris, C. 2-15; Parker, D. 2-11; Kelly, A. 1-14; Ringfield, J. 1-11; Jackson, T. 1-8.

GAME 8 - MIAMI 16, WAKE FOREST 10

SATURDAY, OCTOBER 25, 2008 - DOLPHIN STADIUM, MIAMI GARDENS, FLA.

ATTENDANCE: 41,208

MIAMI GARDENS, Fla. (AP) - Robert Marve had a 1-yard touchdown run to put Miami ahead for good, Matt Boshier kicked three field goals, and the Hurricanes' defense stiffened considerably in the second half on the way to beating Wake Forest 16-10 on Saturday.

Marve completed 11 of 20 passes for 153 yards and set up the go-ahead score in the third quarter with a 43-yard rush, helping Miami (5-3, 2-2 Atlantic Coast Conference) win consecutive league games for the first time since October 2006.

Marve then hit Thearon Collier with a perfect 25-yard pass on third-and-10 with 3 minutes left, getting Miami to midfield and allowing the Hurricanes to run out the clock.

Josh Adams had 21 carries for 111 yards for Wake Forest (4-3, 2-2), which marched 66 yards for a touchdown on the game's first drive, but didn't find the end zone the rest of the day. The Demon Deacons rushed a season-high 52 times for 195 yards, but quarterback Riley Skinner was only 3-for-8 for 57 yards.

Boshier's field goals were from 36, 52 and 43 yards for Miami, which matched last season's win total with four games remaining. Miami has won three straight overall, and extended its streak on a day where the 1983 national title team - the school's first of five championship clubs - was honored at halftime.

The Hurricanes avoided disaster in the closing minutes. Boshier shanked a punt for only 15 yards, giving Wake Forest the ball at the Miami 46 with 4:24 left, but the Hurricanes' defense forced a quick three-and-out. Marve came back into the game with 3:13 left, found Collier with the big strike, and Wake Forest ran out of time out from there.

The Demon Deacons rushed the ball on all 10 plays in a 66-yard, up-the-gut drive to open the game, capped by Mike Rinfrette's 1-yard touchdown.

Nothing about Miami's defensive front dissuaded Wake Forest from pounding away: The Demon Deacons ran the ball on each of their first 22 plays. Before Saturday, Wake hadn't had more than six consecutive run calls at any point this season. And by halftime, Wake Forest was up to 32 carries, only five shy of its per-game average.

But after the initial drive, Miami chipped away, getting a field goal from Boshier to cut the lead to 7-3, then the 52-yarder from Boshier on the first series of the second half - after Sam Shields took a handoff on the kick return and got the ball into Wake Forest territory - to come within 10-6.

A three-and-out by Wake followed, and Marve put together a seven-play, 65-yard drive to give Miami the lead for good.

Score by Quarters	1	2	3	4	Score
Wake Forest	7	3	0	0	10
Miami	3	0	10	3	16

SCORING SUMMARY:

Qtr	Time	Team	Scoring play, Conversion, Plays-Yds, TOP
1st	10:01	WF	Mike Rinfrette 1 yd run, (Shane Popham kick), 10-66, 4:59
1st	04:11	UM	Matt Boshier 36 yd field goal, 5-57, 2:29
2nd	13:42	WF	Shane Popham 24 yd field goal, 10-63, 5:29
3rd	13:18	UM	Matt Boshier 52 yd field goal, 4-4, 1:42
3rd	08:03	UM	Robert Marve 1 yd run, (Matt Boshier kick), 7-65, 3:44
4th	12:09	UM	Matt Boshier 43 yd field goal, 7-19, 2:51

Total elapsed time: 2:56

TEAM STATISTICS

	WF	UM
FIRST DOWNS	13	11
RUSHES-YARDS (NET)	52-195	33-102
PASSING YDS (NET)	57	194
Passes Att-Comp-Int	8-3-0	28-15-0
TOTAL OFFENSE PLAYS-YARDS	60-252	61-296
Fumble Returns-Yards	0-0	0-0
Punt Returns-Yards	0-0	2-2
Kickoff Returns-Yards	4-80	3-81
Interception Returns-Yards	0-0	0-0
Punts (Number-Avg)	6-38.2	4-36.0
Fumbles-Lost	1-1	0-0
Penalties-Yards	3-30	5-60
Possession Time	31:58	28:02
Third-Down Conversions	3 of 13	7 of 17
Fourth-Down Conversions	1 of 2	0 of 2
Red-Zone Scores-Chances	2-2	2-2
Sacks By: Number-Yards	2-11	2-15

INDIVIDUAL STATISTICS

RUSHING: Wake Forest-Adams, J. 21-111; Pendergrass, B. 13-54; Rinfrette, M. 9-30; Belton, R. 4-9; Boldin, DJ. 1-1; Skinner, R. 4-minus 10. **Miami (Fla.)**-Marve, R. 9-56; Cooper, G. 12-27; James, J. 6-14; Benjamin, T. 1-10; TEAM 1-minus 2; Harris, J. 4-minus 3.

PASSING: Wake Forest-Skinner, R. 3-8-0-57. **Miami (Fla.)**-Marve, R. 11-20-0-153; Harris, J. 4-8-0-41.

RECEIVING: Wake Forest-Boldin, DJ. 1-45; Belton, R. 1-8; Adams, J. 1-4. **Miami (Fla.)**-Benjamin, T. 4-72; Collier, T. 2-31; Byrd, L. 2-18; Johnson, A. 2-16; Farquharson, K. 1-19; Shields, S. 1-18; James, J. 1-13; Epps, D. 1-5; Cooper, G. 1-2.



GAME 9 - MIAMI 24, VIRGINIA 17 (OT)
SATURDAY, NOVEMBER 1, 2008 - SCOTT STADIUM, CHARLOTTESVILLE, VA.
ATTENDANCE: 53,308

CHARLOTTESVILLE, Va. (AP) - Jacory Harris threw a tying touchdown pass in the final minute and another one in overtime to give Miami a 24-17 win over Virginia on Saturday that gave the Hurricanes a tie for the lead in the ACC's Coastal Division.

Harris hit Laron Byrd with a desperation heave from 26 yards to tie it, and then found Aldarius Johnson near the left pylon to give them the lead in overtime.

When Virginia tailback Cedric Peerman was stripped of the ball on the Cavaliers' first play of overtime, the Hurricanes (6-3, 3-2 Atlantic Coast Conference) had their fourth victory in a row--and a spot in the tight battle for a berth in the ACC championship game.

Virginia (5-4, 3-2) had its four-game winning streak end, and in heartbreaking fashion, too, after shutting down the ACC's best scoring offense until the very end.

Miami's tying drive was a 95-yard, 15-play march, and it featured a 13-yard pass on a third-and-13 play at the beginning, and the touchdown on a third-and-15 prayer at the end.

In the overtime, Harris faced a third-and-5 from the 9 when he passed to the 6-foot-2 Johnson, who beat 5-9 cornerback Vic Hall for the ball to give the Hurricanes the lead.

Hall also was beaten on the tying touchdown when safety Byron Gaspy fell down and Harris got away from pressure and lofted an ugly, arching pass that remarkably found Byrd.

The catch was Byrd's first of the day and just his 13th of the season.

When Peerman broke into open field on Virginia's first play of overtime, Miami's Lovon Ponder caught up to him and stripped the ball away, and Bruce Johnson recovered to end it.

Johnson also recovered a fumble by Virginia quarterback Marc Verica at the Miami 32 yard line after a 10-yard run late in regulation. The two fumbles were the only turnovers of the day for the Cavaliers, who struggled all game to get anything going on offense.

Virginia's defense took the ball away in Miami territory on consecutive possessions in the third quarter, but the first drive yielded four yards and ended in a punt. The second stalled at the Hurricanes' 21, and Yannick Reyerer was wide right on a 38-yard field goal try.

Reyerer later missed from 47 yards, and when Verica's passing got the Cavaliers to the Miami 27 midway through the fourth quarter, he was sacked for a 13-yard loss by Allen Bailey on a third-and-2 play, moving them out of field-goal range and keeping it at 17-10.

Harris finished 12-for-21 for 160 yards for Miami, and Craig Cooper ran for 131 yards on 24 carries as the Hurricanes outgained Virginia 448-311 and overcame 81 yards in penalties.

Verica was 27-for-41 for 240 yards for the Cavaliers. He hit Jared Green for a 2-yard touchdown in the second quarter to make it 17-10, and Miami did the rest of the scoring.

Score by Quarters	1	2	3	4	OT	Score
Miami	7	3	0	7	7	24
Virginia	10	7	0	0	0	17

SCORING SUMMARY:

Qtr	Time	Team	Scoring play, Conversion, Plays-Yds, TOP
1st	11:44	UVA	Yannick Reyerer 23 yd field goal, 5-25, 1:30
1st	06:51	UM	Robert Marve 6 yd run, (Matt Boshier kick), 10-86, 4:53
1st	04:21	UVA	Kevin Ogletree 16 yd run, (Yannick Reyerer kick), 5-74, 2:30
2nd	09:23	UM	Matt Boshier 33 yd field goal, 5-27, 2:36
2nd	05:04	UVA	Jared Green 2 yd pass from Marc Verica, (Reyerer kick), 9-80, 4:19
4th	00:55	UM	Laron Byrd 26 yd pass from Robert Marve, (Matt Boshier kick), 15-95, 7:06
OT	15:00	UM	Aldarius Johnson 9 yd pass from Robert Marve, (Matt Boshier kick), 5-25, 0:00

Total elapsed time: 3:29

TEAM STATISTICS

	UM	UVA
FIRST DOWNS	22	18
RUSHES-YARDS (NET)	40-197	24-78
PASSING YDS (NET)	251	240
Passes Att-Comp-Int	33-18-1	41-27-0
TOTAL OFFENSE PLAYS-YARDS	73-448	65-318
Fumble Returns-Yards	0-0	0-0
Punt Returns-Yards	2-11	1-15
Kickoff Returns-Yards	3-51	4-53
Interception Returns-Yards	0-0	-1-2
Punts (Number-Avg)	6-43.7	7-42.7
Fumbles-Lost	3-2	3-2
Penalties-Yards	12-81	1-5
Possession Time	32:10	27:50
Third-Down Conversions	4 of 14	3 of 14
Fourth-Down Conversions	1 of 1	1 of 1
Red-Zone Scores-Chances	3-3	3-3
Sacks By: Number-Yards	1-12	2-13

INDIVIDUAL STATISTICS

RUSHING: Miami (Fla.)-Cooper, G. 24-131; James, J. 9-55; Marve, R. 3-16; McNeal, S. 1-1; Harris, J. 3-minus 6. **Virginia**-Cedric Peerman 14-71; Kevin Ogletree 2-9; **TEAM** 1-minus 2; Marc Verica 2-minus 2; Mikell Simpson 4-minus 5.

PASSING: Miami (Fla.)-Harris, J. 12-21-0-160; Marve, R. 6-12-1-91. **Virginia**-Marc Verica 27-41-0-240.

RECEIVING: Miami (Fla.)-Collier, T. 3-64; Shields, S. 3-32; Johnson, D. 2-35; Johnson, A. 2-27; Farquharson, K. 2-12; Cooper, G. 2-7; Benjamin, T. 1-30; Byrd, L. 1-26; Hill, P. 1-10; James, J. 1-8. **Virginia**-John Phillips 7-36; Kevin Ogletree 5-71; M. Covington 4-54; Cary Koch 4-41; Jared Green 3-25; Cedric Peerman 3-12; Mikell Simpson 1-1.

GAME 10 - MIAMI 16, VIRGINIA TECH 14
THURSDAY, NOVEMBER 13, 2008 - DOLPHIN STADIUM, MIAMI GARDENS, FLA.
ATTENDANCE: 46,838

MIAMI GARDENS, Fla. (AP) - Javarris James ran for a touchdown, Matt Boshier kicked three field goals, and Miami got a huge defensive stand in the final minutes to beat Virginia Tech 16-14 on Thursday night and move into first place in the Atlantic Coast Conference's Coastal Division.

Marcus Robinson had three sacks and a big third-down tackle for a loss with 2:27 left to help the Hurricanes win their fifth straight.

Robinson's stop on Dustin Pickle forced the Hokies, who were out of timeouts, into a fourth-and-3 - and Allen Bailey sacked Tyrod Taylor to seal the win for the Hurricanes, who knelt three times to run out the clock.

Taylor ran for two touchdowns, including a 6-yarder with 3:28 remaining for the Hokies (6-4, 3-3), who had won four of the last five meetings against the Hurricanes, but now essentially need a miracle to stay in the ACC title picture.

So far now, Miami (7-3, 4-2) holds the outright lead in the ACC Coastal, a half-game ahead of North Carolina, which will need to win Saturday at Maryland to keep pace in the race for a trip to the league title game in Tampa.

Robert Marve threw for 121 yards and rushed for 44 more for the Hurricanes, who won just five games total last season and started 0-2 in the ACC this year - yet have been the league's hottest team since.

And it was the defense that carried the 'Canes once again. Miami ran 20 plays from scrimmage in the third quarter, compared with six by Virginia Tech - which never advanced the ball farther than its own 18 in that period, adding to the Hurricanes' run of defensive dominance coming out of halftime.

Over the last five games, the Hurricanes' defense has been on the field for 76 plays in third quarters and given up a mere 139 yards, a paltry 1.8 yard-per-play average. And with defense like that, Miami didn't necessarily mind settling for field goals to stretch the lead.

Boshier connected from 21 and 31 yards in the third quarter, then added a 23-yarder early in the fourth for a 16-7 Miami advantage.

Needing two scores at that point and with time running short, the Hokies looked for a big play - and nearly got it. Taylor's pass to Dyrell Roberts on a stop-and-go route was perfect, but Roberts dropped the ball inside the Miami 20 with 7:34 left, a play where he could have easily beaten Chavez Grant for a touchdown. Virginia Tech eventually got Taylor's second TD run on that drive - but 4:06 after the big drop, time that the Hokies could have used at the end.

Not only was it senior night for 23 Hurricanes, but Miami added five players - Jim Kelly, Cortez Kennedy, Jim Otto, Gino Torretta and Edgerrin James - to its ring of honor in a halftime ceremony. Four of those five were present for the party.

The fifth surely got a thrill watching in Arizona on television, when his cousin opened the scoring. Javarris James - who wears No. 5, just like Edgerrin James did for the Hurricanes - capped a 76-yard, 12-play drive with a 3-yard touchdown burst late in the first quarter. Miami caught two big breaks on that march, one when Orion Martin was penalized 15 yards for a helmet-to-helmet hit against Marve on what was a failed third-down pass, the other when Marve's fumble inside the Virginia Tech 10 was recovered by Hurricanes receiver Laron Byrd.

Virginia Tech's out-of-synch offense eventually found a way to respond. Eventually, Taylor broke through, his 14-yard run through the right side knotting the game with 4:54 left in the half. But the Hokies stumbled quite a bit offensively from there, and Miami did enough to hold on.

Eventually, Taylor broke through, his 14-yard run through the right side knotting the game with 4:54 left in the half. But the Hokies stumbled quite a bit offensively from there, and Miami did enough to hold on.

Eventually, Taylor broke through, his 14-yard run through the right side knotting the game with 4:54 left in the half. But the Hokies stumbled quite a bit offensively from there, and Miami did enough to hold on.

Score by Quarters	1	2	3	4	Score
Virginia Tech	0	7	0	7	14
Miami	7	0	6	3	16

SCORING SUMMARY:

Qtr	Time	Team	Scoring play, Conversion, Plays-Yds, TOP
1st	02:36	UM	Javarris James 3 yd run, (Matt Boshier kick), 12-76, 5:22
2nd	04:54	VT	Tyrod Taylor 14 yd run, (Dustin Keys kick), 8-53, 3:21
3rd	10:05	UM	Matt Boshier 21 yd field goal, 9-66, 4:55
3rd	05:00	UM	Matt Boshier 31 yd field goal, 7-21, 2:41
4th	11:58	UM	Matt Boshier 23 yd field goal, 11-42, 5:40
4th	03:28	VT	Tyrod Taylor 6 yd run, (Dustin Keys kick), 10-69, 4:15

Total elapsed time: 3:10

TEAM STATISTICS

	VT	UM
FIRST DOWNS	14	13
RUSHES-YARDS (NET)	38-77	42-123
PASSING YDS (NET)	173	124
Passes Att-Comp-Int	20-12-0	18-8-0
TOTAL OFFENSE PLAYS-YARDS	58-250	60-247
Fumble Returns-Yards	0-0	0-0
Punt Returns-Yards	1-1	2-2
Kickoff Returns-Yards	5-54	3-48
Interception Returns-Yards	0-0	0-0
Punts (Number-Avg)	6-37.3	5-42.0
Fumbles-Lost	1-0	3-1
Penalties-Yards	3-35	1-10
Possession Time	29:18	30:42
Third-Down Conversions	2 of 11	5 of 14
Fourth-Down Conversions	0 of 2	0 of 0
Red-Zone Scores-Chances	2-3	4-4
Sacks By: Number-Yards	4-21	6-40

INDIVIDUAL STATISTICS

RUSHING: Virginia Tech-Taylor, T. 14-43; Evans, D. 17-43; Harris, V. 1-3; Boone, G. 1-0; Pickle, D. 1-minus 1; Glennon, S. 4-minus 11. **Miami (Fla.)**-Cooper, G. 15-52; Marve, R. 14-44; James, J. 7-29; Harris, J. 3-5; **TEAM** 3-minus 7.

PASSING: Virginia Tech-Taylor, T. 6-12-0-75; Glennon, S. 6-8-0-98. **Miami (Fla.)**-Marve, R. 7-16-0-121; Harris, J. 1-2-0-3.

RECEIVING: Virginia Tech-Coale, D. 4-59; Evans, D. 3-33; Boone, G. 2-25; Boykin, J. 1-38; Harris, V. 1-10; Smith, A. 1-8. **Miami (Fla.)**-Johnson, A. 3-48; Farquharson, K. 1-50; James, J. 1-19; Collier, T. 1-3; Byrd, L. 1-2; Cooper, G. 1-2.



GAME 11 - GEORGIA TECH 41, MIAMI 23
THURSDAY, NOVEMBER 20, 2008 - BOBBY DODD STADIUM, ATLANTA, GA.
ATTENDANCE: 49,335

ATLANTA, Ga. (AP) - Georgia Tech piled up 472 yards on the ground - the second-most ever allowed by the Hurricanes - in a 41-23 rout Thursday night.

Jonathan Dwyer ripped off 128 yards with just 10 carries in the first half, including a 58-yard touchdown on a play that typified a Miami defense that looked as though it had never even seen film on Georgia Tech's unique, run-oriented scheme. Two linebackers got caught of position and Dwyer was off to the end zone.

By the end, the Hurricanes (7-4, 4-3) could do little more than huddle around heaters on a chilly night in Atlanta, totally outclassed in their first game as a ranked team in more than two years.

The five-time national champs, who had a losing record in 2007 but came into the game with five straight wins, could have clinched at least a tie for first in the Coastal Division with a win. And there was the possibility of wrapping it up Saturday if some other ACC games went their way.

Now, the race is more confusing than ever.

Georgia Tech (8-3, 5-3) takes over first in the convoluted Coastal, but the Yellow Jackets will need some help because three other contenders would win on a tiebreaker. Still, it was an impressive display by the triple-option offense, which piled up the most rushing yards ever on the Hurricanes other than a 536-yard effort by Auburn in 1944.

Dwyer scored again on his last play of the night, a 6-yard run in which he dragged along a couple of defenders and bounced off another, twisting his left knee. He spent much of the second half on a sideline exercise bike, the Yellow Jackets seeing no need to put him back in with a big game looming against rival Georgia on Nov. 29.

And maybe another game the following week - the ACC championship in Tampa, Fla.

Georgia Tech piled up the fifth-most rushing yards in school history with its most prolific effort in 30 years. Two other players, wingback Roddy Jones (97) and quarterback Josh Nesbitt (93), just missed giving the Yellow Jackets three 100-yard rushers. Lucas Cox broke off a 32-yard touchdown and finished with 78 yards rushing.

Nesbitt dove over from the 1 on a fourth-down play with just over 4 minutes left in the third quarter, stretching the lead to 34-10 and finishing off the Hurricanes. Miami had several defensive players who went against a similar offense in high school, but they had never seen anything like this.

The Hurricanes' offense wasn't much better. Robert Marve and Jacory Harris both got time at quarterback, but neither had much success. Each threw an interception, and Marve's pick was returned 26 yards for Georgia Tech's first touchdown by defensive end Michael Johnson.

Georgia Tech outgained Miami in total yards 518-388, and it really wasn't that close. The Hurricanes trailed 27-3 before finally reaching the end zone midway through the third quarter, and they added a meaningless touchdown with just over a minute remaining.

Score by Quarters	1	2	3	4	Score
Miami	0	3	7	13	23
Georgia Tech	3	21	17	0	41

SCORING SUMMARY:

Qtr	Time	Team	Scoring play, Conversion, Plays-Yds, TOP
1st	05:53	GT	S. Blair 21 yd field goal, 10-81, 5:21
2nd	13:28	GT	M. Johnson 26 yd interception return, (S. Blair kick)
2nd	06:19	UM	Matt Boshier 24 yd field goal, 9-53, 3:52
2nd	06:01	GT	J. Dwyer 58 yd run, (S. Blair kick), 1-58, 0:11
2nd	01:59	GT	J. Dwyer 6 yd run, (S. Blair kick), 5-75, 2:28
3rd	10:10	GT	S. Blair 30 yd field goal, 10-60, 4:45
3rd	07:46	UM	Dedrick Epps 18 yd pass from Robert Marve, (Matt Boshier kick), 7-66, 2:16
3rd	04:08	GT	J. Nesbitt 1 yd run, (S. Blair kick), 7-73, 3:33
3rd	02:07	GT	L. Cox 32 yd run, (S. Blair kick), 3-34, 0:52
4th	10:22	UM	L. Hankerson 13 yd pass from Jacory Harris, (Harris pass failed), 8-66, 3:32
4th	01:18	UM	K. Farquharson 25 yd pass from Jacory Harris, (Matt Boshier kick), 5-98, 1:43

Kickoff time: 7:45 PM End of Game: 10:55 PM Total elapsed time: 3:10

TEAM STATISTICS	UM	GT
FIRST DOWNS	20	18
RUSHES-YARDS (NET)	25-105	56-472
PASSING YDS (NET)	283	46
Passes Att-Comp-Int	38-23-2	7-4-0
TOTAL OFFENSE PLAYS-YARDS	63-388	63-518
Fumble Returns-Yards	0-0	0-0
Punt Returns-Yards	0-0	1-10
Kickoff Returns-Yards	8-130	4-56
Interception Returns-Yards	0-0	2-33
Punts (Number-Avg)	5-32.8	3-36.0
Fumbles-Lost	1-0	2-1
Penalties-Yards	3-20	3-40
Possession Time	27:19	32:41
Third-Down Conversions	3 of 13	3 of 10
Fourth-Down Conversions	1 of 3	1 of 2
Red-Zone Scores-Chances	3-3	4-5
Sacks By: Number-Yards	2-8	2-11

INDIVIDUAL STATISTICS

RUSHING: Miami (Fla.)-Cooper, G. 10-44; Harris, J. 3-35; James, J. 7-30; Marve, R. 5-minus 4. **Georgia Tech**-Dwyer, J. 10-128; Jones, R. 7-97; Nesbitt, J. 15-93; Cox, L. 8-78; Shaw, J. 10-47; Thomas, D. 1-14; Booker, C. 2-8; Peebles, E. 1-6; Walls, L. 1-2; TEAM 1-minus 1.

PASSING: Miami (Fla.)-Marve, R. 10-20-1-121; Harris, J. 13-18-1-162. **Georgia Tech**-Nesbitt, J. 3-6-0-24; Thomas, D. 1-1-0-22.

RECEIVING: Miami (Fla.)-Epps, D. 4-57; Johnson, A. 3-35; Collier, T. 3-27; Cooper, G. 3-16; Farquharson, K. 2-36; James, J. 2-29; Shields, S. 1-23; Byrd, L. 1-22; Gordon, R. 1-15; Hankerson, L. 1-13; Zellner, C. 1-6; Johnson, D. 1-4. **Georgia Tech**-Thomas, D. 2-17; Cox, L. 1-22; Earls, C. 1-7.

GAME 12 - NC STATE 38, MIAMI 28
SATURDAY, NOVEMBER 29, 2008 - CARTER-FINLEY STADIUM, RALEIGH, N.C.
ATTENDANCE: 56,329

RALEIGH, N.C. (AP) - Russell Wilson threw for two touchdowns and ran for a score Saturday to help North Carolina State beat Miami 38-28 and become eligible for a bowl game.

Wilson threw for 220 yards and ran for 58 more for the Wolfpack (6-6, 4-4 Atlantic Coast Conference), who pushed ahead for good late in the third quarter on Wilson's 32-yard pass to Owen Spencer. Andre Brown also scored twice and ran for 93 of the Wolfpack's 219 rushing yards against a Miami defense ranked 20th nationally.

N.C. State entered the final month of the season at 2-6 before beating instate rivals Duke, Wake Forest and North Carolina to keep its bowl hopes alive. Yet, unlike last year, the Wolfpack made good on their last chance to become eligible for the postseason.

Last season, the Wolfpack bounced back from a 1-5 start with four straight wins, but ended the season with a 20-point loss at Wake Forest followed by a 37-0 home loss to Maryland to waste that effort. It was a memory that stayed with the team through recent weeks, particularly as they prepared for this game.

Javaris James ran for two touchdowns for the Hurricanes (7-5, 4-4), who led 21-20 midway through the third before the Wolfpack went ahead to stay. The Hurricanes were coming off a 41-23 loss at Georgia Tech on Nov. 20, a game in which they had a chance to reach the ACC championship game by winning out.

Now they're ending the regular season with two straight losses in which they couldn't stop the run. They allowed 472 yards rushing against the Yellow Jackets and their triple-option offense, then watched as Wilson, Brown and Jamelle Eugene each ran for at least 58 yards.

After James' 1-yard run pushed the Hurricanes ahead, the Wolfpack got a 42-yard pass from Wilson to T.J. Graham to reach Miami territory. On the next play, Wilson found Spencer on the left side - despite the ball being tipped by Sean Spence about two-thirds of the way through its flight - and Spencer spun free of Ryan Hill's tackle and into the end zone with 5:51 left in the third quarter. Wilson connected with Eugene on the 2-point conversion to make it 28-21.

The Wolfpack pushed that lead to 10 on Josh Czajkowski's career-long 42-yard field goal midway through the fourth quarter, then used an interception from Nate Irving to set up Brown's 4-yard touchdown run for the 38-21 lead with 2:35 left.

Once again, Wilson's mobility caused headaches for an opposing defense. The redshirt freshman had a 29-yard scramble to set up his short TD toss to Brown on the Wolfpack's first drive, then scored from 29 yards early in the second quarter on a keeper to tie the game at 14.

Wilson also extended his school-record streak of 226 passes without an interception, the longest in the nation. In his past eight starts, Wilson has thrown 16 touchdown passes with no picks.

Score by Quarters	1	2	3	4	Score
Miami	7	7	7	7	28
NC State	7	10	11	10	38

SCORING SUMMARY:

Qtr	Time	Team	Scoring play, Conversion, Plays-Yds, TOP
1st	07:42	ST	Andre Brown 2 yd pass from Russell Wilson, (J. Czajkowski kick), 10-96, 5:04
1st	03:50	UM	Dedrick Epps 69 yd pass Robert Marve, (Matt Boshier kick), 1-69, 0:09
2nd	13:09	UM	Javaris James 1 yd run, (Matt Boshier kick), 9-45, 4:55
2nd	10:44	ST	Russell Wilson 29 yd run, (J. Czajkowski kick), 6-64, 2:20
2nd	01:47	ST	J. Czajkowski 39 yd field goal, 15-58, 5:37
3rd	10:28	ST	J. Czajkowski 24 yd field goal, 9-57, 4:25
3rd	06:58	UM	Javaris James 1 yd run, (Matt Boshier kick), 7-64, 3:22
3rd	05:51	ST	Owen Spencer 32 yd pass from Russell Wilson, (J. Czajkowski kick), 3-76, 1:06
4th	08:57	ST	J. Czajkowski 42 yd field goal, 8-35, 4:37
4th	02:35	ST	Andre Brown 4 yd run, (J. Czajkowski kick), 5-32, 2:48
4th	00:43	UM	Laron Byrd 25 yd pass from Jacory Harris, (Matt Boshier kick), 7-71, 1:52

Total elapsed time: 3:15

TEAM STATISTICS	UM	ST
FIRST DOWNS	19	25
RUSHES-YARDS (NET)	32-122	44-219
PASSING YDS (NET)	269	220
Passes Att-Comp-Int	32-21-4	24-11-1
TOTAL OFFENSE PLAYS-YARDS	64-391	68-439
Fumble Returns-Yards	0-0	0-0
Punt Returns-Yards	1-9	0-0
Kickoff Returns-Yards	6-140	4-12
Interception Returns-Yards	1-25	4-72
Punts (Number-Avg)	4-48.8	2-41.5
Fumbles-Lost	0-0	4-0
Penalties-Yards	6-58	2-25
Possession Time	28:04	31:56
Third-Down Conversions	4 of 12	6 of 12
Fourth-Down Conversions	1 of 1	0 of 0
Red-Zone Scores-Chances	2-3	6-6
Sacks By: Number-Yards	5-35	2-12

INDIVIDUAL STATISTICS

RUSHING: Miami (Fla.)-James, J. 16-65; Cooper, G. 8-48; Harris, J. 4-9; Thomas, D. 3-5; Marve, R. 1-minus 5. **NC State**-Brown, A. 12-93; Eugene, J. 14-66; Wilson, R. 16-58; Spencer, O. 1-4; TEAM 1-minus 2.

PASSING: Miami (Fla.)-Harris, J. 12-20-2-138; Marve, R. 9-12-2-131. **NC State**-Wilson, R. 11-23-0-220; Brown, A. 0-1-1-0.

RECEIVING: Miami (Fla.)-Epps, D. 4-101; Collier, T. 4-55; James, J. 4-35; Byrd, L. 3-47; Jones, K. 2-18; Cooper, G. 2-9; Zellner, C. 1-6; Hill, P. 1-minus 2. **NC State**-Graham, T. 2-63; Spencer, O. 2-59; Eugene, J. 2-31; Brown, A. 2-24; Hill, A. 1-21; Williams, J. 1-14; Smith, J. 1-8.



2008 Team Statistics

TEAM STATISTICS

	MIAMI	OPP
SCORING	335	290
Points Per Game	27.9	24.2
FIRST DOWNS	203	203
Rushing	84	100
Passing	108	80
Penalty	11	23
RUSHING YARDAGE	1561	1757
Yards gained rushing	1858	2209
Yards lost rushing	297	452
Rushing Attempts	394	463
Average Per Rush	4.0	3.8
Average Per Game	130.1	146.4
TDs Rushing	17	19
PASSING YARDAGE	2364	2032
Att-Comp-Int	370-212-19	315-162-4
Average Per Pass	6.4	6.5
Average Per Catch	11.2	12.5
Average Per Game	197.0	169.3
TDs Passing	20	14
TOTAL OFFENSE	3925	3789
Total Plays	764	778
Average Per Play	5.1	4.9
Average Per Game	327.1	315.8
KICK RETURNS: #-Yards	51-991	54-936
PUNT RETURNS: #-Yards	27-311	17-156
INT RETURNS: #-Yards	4-36	19-232
KICK RETURN AVERAGE	19.4	17.3
PUNT RETURN AVERAGE	11.5	9.2
INT RETURN AVERAGE	9.0	12.2
FUMBLES-LOST	10-4	29-10
PENALTIES-Yards	71-575	61-527
Average Per Game	47.9	43.9
PUNTS-Yards	63-2522	67-2554
Average Per Punt	40.0	38.1
Net punt average	36.9	31.4
TIME OF POSSESSION/Game	29:05	30:50
3RD-DOWN Conversions	57/170	64/171
3rd-Down Pct	34%	37%
4TH-DOWN Conversions	11/17	7/19
4th-Down Pct	65%	37%
SACKS BY-Yards	31-239	24-172
MISC YARDS	0	0
TOUCHDOWNS SCORED	40	36
FIELD GOALS-ATTEMPTS	17-19	12-18
ON-SIDE KICKS	1-3	0-2
RED-ZONE SCORES	41-44 93%	37-39 95%
RED-ZONE TOUCHDOWNS	27-44 61%	28-39 72%
PAT-ATTEMPTS	38-38 100%	34-34 100%
ATTENDANCE	277792	365981
Games/Avg Per Game	6/46299	6/60997
Neutral Site Games		0/0

Date	Opponent	W/L	Score	Attendance
Aug. 28	CHARLESTON SOUTHERN	W	52-7	48,119
Sept. 6	at (5) Florida	L	3-26	90833
Sept. 20	at Texas A&M	W	41-23	84165
Sept. 27	NORTH CAROLINA	L	24-28	35,830
Oct. 4	FLORIDA STATE	L	39-41	65,786
Oct. 11	UCF	W	20-14	40,011
Oct. 18	at Duke	W	49-31	32,011
Oct. 25	Wake Forest	W	16-10	41,208
Nov. 1	at Virginia	W(OT)	24-17	53,308
Nov. 13	Virginia Tech	W	16-14	46,838
Nov. 20	at Georgia Tech	L	23-41	49,335
Nov. 29	at NC State	L	28-38	56,329

* ACC game AP rank in ()

SCORE BY QUARTERS	1st	2nd	3rd	4th	OT	Total
Miami (Fla.)	90	46	101	91	7	335
Opponents	51	98	66	75	0	290

100-YARD PERFORMANCES

Rushing

Texas A&M	
Graig Cooper	16-128
North Carolina	
Graig Cooper	19-110
Virginia	
Graig Cooper	24-131

Receiving

NC State	
Dedrick Epps	4-101

SCORING IN THE RED ZONE

	UM	Opp.
Times	44	39
Scores	41	37
Touchdowns	27	28
Field Goals	15	9
Turnovers	3	0
Missed Field Goals	0	0
Interceptions	3	0
Fumbles Lost	0	0
Lost on Downs	0	2
Game/Half Ended	0	0

THIRD-DOWN CONVERSIONS

	UM	Opp.
Charleston Southern	6/12	4/14
Florida	5/16	8/16
Texas A&M	5/12	9/16
North Carolina	8/16	6/13
Florida State	2/15	11/17
UCF	3/18	2/17
Duke	6/12	6/17
Wake Forest	7/17	3/13
Virginia	4/14	3/14
Virginia Tech	5/14	2/11
Georgia Tech	3/13	3/10
NC State	4/12	6/12
Totals	57/170	63/171

NON-OFFENSIVE SCORES (3)

Charleston Southern	Punt Return TD
Texas A&M	Fumble Return TD
Florida State	Interception Return TD



2008 Defensive Statistics

DEFENSIVE LEADERS	GP	Tackles			TFL/Yds	Sacks			BrUp	QBH	Fumbles		FF	Blkd Kick	Saf
		Solo	Ast	Total		No-Yards	Int-Yds	Rcv-Yds							
3 Glenn Cook	12	40	32	72	7.0-17	0.5-5		1	3	1-2	2				
26 Anthony Reddick	12	41	24	65				3							
31 Sean Spence	12	36	26	62	7.5-28	2.0-15	1-7	2				1			
50 Darryl Sharpton	12	32	24	56	6.0-24	1.5-14		2		1-0					
56 Marcus Robinson	11	22	11	33	9.0-37	4.0-24		1	3						
51 Romeo Davis	10	18	12	30	2.0-4										
22 Bruce Johnson	12	24	5	29	2.5-9		1-0	5		1-0					
13 Ryan Hill	12	15	13	28				1		2-0					
29 JoJo Nicolas	10	20	8	28				2							
93 Dwayne Hendricks	12	14	13	27	1.5-7	0.5-4		1							
1 Brandon Harris	12	19	7	26	2.0-11	1.0-7	1-25	3							
24 Chavez Grant	12	22	3	25	1.5-2			6				1			
57 Allen Bailey	11	14	8	22	9.0-56	5.0-46			1						
96 Antonio Dixon	12	7	14	21	3.0-8					1-0					
97 Adewale Ojomo	10	11	10	21	4.0-24	3.0-23		1		2-0	1				
90 Steven Wesley	12	10	11	21	3.0-5			1							
44 Colin McCarthy	4	10	8	18	1.0-6	0.5-5						1			
99 Marcus Forston	11	12	5	17	4.5-41	3.0-33		1	1						
91 Joe Joseph	12	11	6	17	4.5-9	1.0-1		1	2						
48 Spencer Adkins	10	13	4	17	6.0-24	4.0-20									
27 Carlos Armour	11	11	5	16	0.5-0										
35 Lovon Ponder	10	9	4	13								2			
8 DeMarcus Van Dyke	12	6	5	11				1							
54 Micanor Regis	10	7	3	10	0.5-2										
83 Sam Shields	12	6	2	8						1-0					
25 Matt Boshier	12	5	3	8											
92 Josh Holmes	5	4	3	7	1.5-3	1.0-1			1						
94 Eric Moncur	4	4	2	6	2.5-19	2.0-19	1-4					1			
45 Ramon Buchanan	8	4	1	5											
46 Eric Houston	11	2	3	5											
11 Arthur Brown	10	2	2	4											
84 Richard Gordon	12	2	1	3									1		
20 Damien Berry	6	2	1	3											
62 Andrew Smith	7	3		3	1.0-10	1.0-10			1						
58 Jordan Futch	5	1	2	3											
98 Jeremy Lewis	1	1	1	2	0.5-0										
6 Randy Phillips	2	1	1	2	1.0-3										
23 Tervaris Johnson	12		2	2						1-0					
7 Vaughn Telemaque	3	1	1	2											
36 Kylan Robinson	6	1	1	2	0.5-1										
88 Chris Zellner	12	2		2											
4 Aldarius Johnson	11	2		2											
87 Khalil Jones	8	2		2											
41 Joe Wylie	1		1	1											
30 Patrick Hill	12	1		1											
81 Davon Johnson	11	1		1											
12 Jacory Harris	12	1		1											
TM TEAM	10													2	
Total	12	472	288	760	82-350	31-239	4-36	32	12	10-2	9	1	2		
Opponents	12	479	238	717	75.0-300	24-172	19-232	53	7	4-0	6	3	1		



2008 Starting Lineups

OFFENSE	Charleston	Florida	Texas A&M	North Carolina	Florida State	UCF	Duke	Wake Forest	Virginia	Virginia Tech	Georgia Tech	NC State
WR	K. Jones	K. Jones	L. Byrd	K. Jones	Shields	BENJAMIN	Benjamin	Benjamin	Benjamin	Benjamin	L. Byrd	L. Byrd
LT	Fox	Fox	Fox	Fox	Fox	Fox	Fox	Fox	Fox	Youngblood	Fox	Fox
LG	Franklin	Franklin	Franklin	Franklin	TRUMP	Franklin	Franklin	Franklin	Franklin	Franklin	Franklin	Trump
C	SHANNON	Shannon	Shannon	Shannon	Shannon	Shannon	Shannon	Shannon	Shannon	Shannon	Shannon	Shannon
RG	FIGUEROA	Figueroa	RUTLEDGE	Figueroa	TRUMP	Trump	Trump	Trump	Trump	Trump	Trump	Figueroa
RT	Rutledge	Youngblood	T. BYRD	Youngblood	Rutledge	Rutledge	Rutledge	Rutledge	Rutledge	Rutledge	Rutledge	Rutledge
TE	Epps	Epps	Epps	Epps	Zellner	Zellner	Zellner	Zellner	Zellner	Zellner	Epps	Zellner
WR		Farquharson	Farquharson	Shields	A. Johnson	A. Johnson	COLLIER	Collier	Collier	Collier	Epps	Epps
WR	A. JOHNSON	Hankerson	Hankerson	A. Johnson	A. Johnson	A. Johnson	A. Johnson	A. Johnson	A. Johnson	A. Johnson	A. Johnson	Hankerson
QB	J. HARRIS	MARVE	Marve	Marve	Marve	Marve	Marve	Marve	Marve	Marve	Marve	Marve
RB	James	Cooper	Cooper	Cooper	Cooper	Cooper	Cooper	Cooper	Cooper	Cooper	Cooper	D. Thomas
FB	HILL	HILL	HILL	HILL	HILL	HILL	HILL	HILL	HILL	HILL	HILL	HILL

DEFENSE	Charleston	Florida	Texas A&M	North Carolina	Florida State	UCF	Duke	Wake Forest	Virginia	Virginia Tech	Georgia Tech	NC State
LE	Wesley	Wesley	Wesley	Wesley	Wesley	BAILEY	Bailey	Wesley	Wesley	Wesley	Wesley	Bailey
LDT	Dixon	Dixon	Joseph	Joseph	Joseph	Dixon	Dixon	Joseph	Joseph	Joseph	Joseph	Joseph
RDT	Joseph	FORSTON	Hendricks	Hendricks	Hendricks	Hendricks	Hendricks	Hendricks	Hendricks	Hendricks	Hendricks	Hendricks
RE	ROBINSON	OJOMO	Moncur	Moncur	Moncur	Wesley	Wesley	Ojomo	Ojomo	Robinson	Robinson	Robinson
SLB	Sharpton	Sharpton	Sharpton	Sharpton	Sharpton	Sharpton	Sharpton	Sharpton	R. Davis	R. Davis	R. Davis	Sharpton
MLB	G. Cook	G. Cook	G. Cook	G. Cook	G. Cook	G. Cook	G. Cook	G. Cook	G. Cook	G. Cook	G. Cook	G. Cook
WLB	McCarthy	McCarthy	McCarthy	McCarthy	SPENCE	Spence	Spence	Spence	Spence	Spence	Spence	Spence
LCB	B. Johnson	B. Johnson	B. Johnson	B. Johnson	B. Johnson	B. Johnson	B. Johnson	B. Johnson	B. Johnson	B. Johnson	B. Johnson	Van Dyke
RCB	GRANT	Grant	Grant	Grant	B. HARRIS	B. Harris	B. Harris	Grant	B. Harris	Grant	Grant	B. Harris
S	NICOLAS	Nicolas	Phillips	Nicolas	Nicolas	PHILLIPS	Hill	Hill	Hill	Nicolas	Nicolas	Hill
S	Reddick	Reddick	Reddick	Reddick	Reddick	Reddick	Reddick	Reddick	Reddick	Reddick	Reddick	Reddick

SPECIALISTS	Charleston	Florida	Texas A&M	North Carolina	Florida State	UCF	Duke	Wake Forest	Virginia	Virginia Tech	Georgia Tech	NC State
P	Bosher	Bosher	Bosher	Bosher	Bosher	Bosher	Bosher	Bosher	Bosher	Bosher	Bosher	Bosher
KO	Bosher	Bosher	Bosher	Bosher	Bosher	Bosher	Bosher	Bosher	Bosher	Bosher	Bosher	Bosher
PK	BOSHER	Bosher	Bosher	Bosher	Bosher	Bosher	Bosher	Bosher	Bosher	Bosher	Bosher	Bosher
PR	G. COOPER	G. Cooper	COLLIER	BENJAMIN	Benjamin	Benjamin	Benjamin	Benjamin	Benjamin	Benjamin	Benjamin	Cooper
KOR	Hill	Hill	Hill	Hill	Hill	Hill	Hill	Hill	Hill	Hill	Hill	Hill
LS-P	B. HARRIS	B. Harris	B. Harris	B. Harris	BENJAMIN	Benjamin	Benjamin	Benjamin	Benjamin	Benjamin	Benjamin	B. Harris
LSFG	BYRNE	IVORY	Ivory	Ivory	Ivory	Ivory	Ivory	Ivory	Ivory	Ivory	Ivory	Ivory
H	PERRELLI	Perrelli	Perrelli	Perrelli	Perrelli	Perrelli	Perrelli	Perrelli	Perrelli	Perrelli	Perrelli	Perrelli

CAPS indicate first career start

2008 Starting Experience

Offensive Starters	2004	2005	2006	2007	2008	Total
Jason Fox, OT (Jr.)	-	-	12	12	11	35
Javaris James, RB (Jr.)	-	-	10	12	1	23
Chris Zellner, TE (Sr.)	-	1	7	9	6	23
Reggie Youngblood, OT (Sr.)	-	-	7	9	3	19
Chris Rutledge, OT/OG (Sr.)	-	-	6	3	10	19
Sam Shields, WR (Jr.)	-	-	7	5	2	14
Orlando Franklin, G (Soph.)	-	-	-	3	10	13
Xavier Shannon, C (Sr.)	-	-	-	-	12	12
Graig Cooper, RB (Soph.)	-	-	-	1	10	11
Robert Marve, QB, (Fr.)	-	-	-	-	11	11
Dedrick Epps, TE, (Jr.)	-	-	-	1	10	11
Khail Jones, WR (Sr.)	-	-	3	2	3	8
Aldarius Johnson, WR (Fr.)	-	-	-	-	8	8
Kayne Farquharson, WR (Sr.)	-	-	-	3	2	5
Travis Benjamin, QB (Fr.)	-	-	-	-	5	5
Joel Figueroa, RG (Soph.)	-	-	-	-	5	5
Patrick Hill, FB (Jr.)	-	-	-	-	4	4
Thearon Collier, WR (Fr.)	-	-	-	-	3	3
Richard Gordon, TE (Jr.)	-	-	-	3	0	3
Leonard Hankerson, WR (So.)	-	-	-	2	2	4
Laron Byrd, WR (Fr.)	-	-	-	-	3	3
Jacory Harris, QB (Fr.)	-	-	-	-	1	1
Davon Johnson, WR (Fr.)	-	-	-	-	1	1
Offensive Totals	0	1	52	65	132	250

Defensive Starters	2003	2004	2005	2006	2007	2008	Total
Glenn Cook, LB (Sr.)	-	2	1	10	0	12	25
Bruce Johnson, CB (Sr.)	-	-	1	3	8	11	23
Anthony Reddick, S (Sr.)	-	6	1	0	0	12	19
Chavez Grant, CB (Jr.)	-	-	-	5	6	7	18
Darryl Sharpton, LB (Jr.)	-	-	0	5	4	9	18
Eric Moncur, DE (Sr.)	-	0	2	3	8	3	16
Romeo Davis, LB (Sr.)	-	2	9	2	0	3	16
Colin McCarthy, LB (Jr.)	-	-	-	0	10	4	14
Randy Phillips, CB (Sr.)	-	-	-	8	4	1	13

Lonov Ponder, S (Sr.)	-	-	2	9	1	1	13
Joe Joseph, DT (Jr.)	-	-	0	0	5	9	14
Dwayne Hendricks, DT (Sr.)	-	0	0	0	3	10	13
Steven Wesley, DE (So.)	-	-	-	-	-	11	11
Antonio Dixon, DT (Sr.)	-	-	0	2	4	4	10
DeMarcus Van Dyke, CB (So.)	-	-	-	-	8	1	9
Sean Spence, LB (Fr.)	-	-	-	-	-	8	8
JoJo Nicolas, S (Soph.)	-	-	-	-	-	6	6
Spencer Adkins, LB (Sr.)	-	-	0	0	5	0	5
Carlos Armour, CB (Sr.)	-	0	0	0	4	0	4
Ryan Hill, S (Jr.)	-	-	-	-	-	4	4
Marcus Robinson, RE (Fr.)	-	-	-	-	-	4	4
Adewale Ojomo, RE (R-Fr.)	-	-	-	-	-	3	3
Allen Bailey, DE (Fr.)	-	-	-	-	-	3	3
Marcus Forston, DT (Fr.)	-	-	-	-	-	1	1
Defensive Totals	-	10	16	48	71	132	275

Special Teams Starters	2004	2005	2006	2007	2008	Total
Ryan Hill, KOR (Jr.)	-	-	5	10	12	27
Matt Bosher, P (Soph)	-	-	-	12	12	24
Graig Cooper, PR (Soph.)	-	-	-	7	3	10
Matt Bosher, PK (Soph.)	-	-	-	-	12	12
Matt Bosher, KO (Soph.)	-	-	-	-	12	12
Jake Byrne, K-LS (Sr.)	-	-	-	-	12	12
Chris Ivory, P-LS (R-Fr.)	-	-	-	-	11	11
Travis Benjamin, PR (Fr.)	-	-	-	-	7	7
Brandon Harris, KOR (Fr.)	-	-	-	-	5	5
Thearon Collier, PR (Fr.)	-	-	-	-	2	2
Jake Byrne, P-LS (Sr.)	-	-	-	-	1	1
Special Teams Totals	0	0	5	29	89	123



2008 Game-by-Game Statistics

PASSING

ROBERT MARVE

Game	Cmp	Att	Pct.	Int.	Yds	TD	Lg	Sacked
8/28 Charleston Southern	Did not play							
9/6 at Florida	10	18	55.6	0	69	0	14	3
9/20 at Texas A&M	16	22	72.7	1	212	2	36	2
9/27 vs. North Carolina	18	27	66.7	2	135	2	29	1
10/4 vs. Florida State	17	40	42.5	2	122	0	27	1
10/11 vs. UCF	8	19	42.1	3	74	1	25	2
10/18 at Duke	4	7	57.1	1	64	1	21	0
10/25 vs. Wake Forest	11	20	55.0	0	153	0	48	2
11/1 at Virginia	6	12	50.0	1	91	0	43	1
11/13 vs. Virginia Tech	7	16	43.8	0	121	0	37	3
11/20 at Georgia Tech	10	20	50.0	1	121	1	30	2
11/29 at NC State	9	12	75.0	2	131	1	69	0

JACORY HARRIS

Game	Cmp	Att	Pct.	Int.	Yds	TD	Lg	Sacked
8/28 Charleston Southern	16	26	61.5	0	190	1	35	0
9/6 at Florida	2	4	50.0	0	10	0	12	0
9/20 at Texas A&M	4	7	57.1	0	27	0	13	0
9/27 vs. North Carolina	4	6	66.7	0	39	0	15	1
10/4 vs. Florida State	3	7	42.9	1	32	0	20	1
10/11 vs. UCF	4	6	66.7	0	14	0	14	1
10/18 at Duke	18	28	64.3	2	185	4	25	2
10/25 vs. Wake Forest	4	8	50.0	0	41	0	19	0
11/1 at Virginia	12	21	57.1	0	160	2	30	1
11/13 vs. Virginia Tech	1	2	50.0	0	3	0	3	0
11/20 at Georgia Tech	13	18	72.2	1	162	2	25	0
11/29 at NC State	12	20	60.0	1	138	1	25	1

CANNON SMITH

Game	Cmp	Att	Pct.	Int.	Yds	TD	Lg	Sacked
8/28 Charleston Southern	1	1	100.0	0	2	0	2	0
9/6 at Florida	Did not play							
9/20 at Texas A&M	Did not play							
9/27 vs. North Carolina	Did not play							
10/4 vs. Florida State	Did not play							
10/11 vs. UCF	Did not play							
10/18 at Duke	Did not play							
10/25 vs. Wake Forest	Did not play							
11/1 at Virginia	Did not play							
11/13 vs. Virginia Tech	Did not play							
11/20 at Georgia Tech	Did not play							
11/29 at NC State	Did not play							

Other Passing Notes:

Graig Cooper vs. Florida State, 51-yard touchdown pass to Travis Benjamin
Travis Benjamin at Duke, 17-yard pass to Jacory Harris

RUSHING

GRAIG COOPER

Game	No.	Yds	Avg.	TD	Lg
8/28 Charleston Southern	4	22	5.4	1	14
9/6 at Florida	15	31	2.1	0	9
9/20 at Texas A&M	16	128	8.0	2	51
9/27 vs. North Carolina	19	110	5.7	0	31
10/4 vs. Florida State	6	31	5.2	0	13
10/11 vs. UCF	23	90	3.9	1	18
10/18 at Duke	7	64	9.1	0	37
10/25 vs. Wake Forest	12	27	2.2	0	8
11/1 at Virginia	24	131	5.5	0	16
11/13 vs. Virginia Tech	15	52	3.5	0	12
11/20 at Georgia Tech	10	44	4.4	0	20
11/29 at NC State	8	48	6.0	0	17

SHAWN BREY MCNEAL

Game	No.	Yds	Avg.	TD	Lg
8/28 Charleston Southern	5	45	9.0	1	31
9/6 at Florida	2	2	1.0	0	1
9/20 at Texas A&M	3	7	2.3	0	4
9/27 vs. North Carolina	Did Not Play				
10/4 vs. Florida State	0	0	0.0	0	0
10/11 vs. UCF	0	0	0.0	0	0
10/18 at Duke	2	7	3.5	1	6
10/25 vs. Wake Forest	0	0	0.0	0	0
11/1 at Virginia	1	1	1.0	0	1
11/13 vs. Virginia Tech	0	0	0.0	0	0
11/20 at Georgia Tech	0	0	0.0	0	0
11/29 at NC State	0	0	0.0	0	0

JACORY HARRIS

Game	No.	Yds	Avg.	TD	Lg
8/28 Charleston Southern	3	22	7.3	1	30
9/6 at Florida	0	0	0.0	0	0
9/20 at Texas A&M	0	0	0.0	0	0
9/27 vs. North Carolina	3	4	1.3	0	5
10/4 vs. Florida State	2	0	0.0	0	9
10/11 vs. UCF	5	-11	-2.2	0	13
10/18 at Duke	10	53	5.3	1	22
10/25 vs. Wake Forest	4	-3	-0.8	0	0
11/1 at Virginia	3	-6	-2.0	0	2
11/13 vs. Virginia Tech	3	5	1.7	0	6
11/20 at Georgia Tech	3	35	11.7	0	21
11/29 at NC State	4	9	2.2	0	14

JAVARRIS JAMES

Game	No.	Yds	Avg.	TD	Lg
8/28 Charleston Southern	12	73	6.1	1	13
9/6 at Florida	2	4	2.0	0	3
9/20 at Texas A&M	Did Not Play				
9/27 vs. North Carolina	Did Not Play				
10/4 vs. Florida State	Did Not Play				
10/11 vs. UCF	Did Not Play				
10/18 at Duke	3	13	4.3	0	7
10/25 vs. Wake Forest	6	14	2.3	0	5
11/1 at Virginia	9	55	6.1	0	13
11/13 vs. Virginia Tech	7	29	4.1	1	12
11/20 at Georgia Tech	7	30	4.3	0	9
11/29 at NC State	16	75	4.1	2	13

LEE CHAMBERS

Game	No.	Yds	Avg.	TD	Lg
8/28 Charleston Southern	5	25	5.0	0	6
9/6 at Florida	Did Not Play				
9/20 at Texas A&M	0	0	0.0	0	0
9/27 vs. North Carolina	Did Not Play				
10/4 vs. Florida State	0	0	0.0	0	0
10/11 vs. UCF	4	31	7.8	0	25
10/18 at Duke	Did Not Play				
10/25 vs. Wake Forest	Did Not Play				
11/1 at Virginia	Did Not Play				
11/13 vs. Virginia Tech	Did Not Play				
11/20 at Georgia Tech	Did Not Play				
11/29 at NC State	0	0	0.0	0	0

DERRON THOMAS

Game	No.	Yds	Avg.	TD	Lg
8/28 Charleston Southern	8	35	6.1	1	16
9/6 at Florida	7	22	3.1	0	10
9/20 at Texas A&M	4	30	7.5	0	34
9/27 vs. North Carolina	3	10	3.3	0	9
10/4 vs. Florida State	1	-6	-6.0	0	0
10/11 vs. UCF	3	14	4.7	0	6
10/18 at Duke	2	1	0.5	0	2
10/25 vs. Wake Forest	0	0	0.0	0	0
11/1 at Virginia	0	0	0.0	0	0
11/13 vs. Virginia Tech	0	0	0.0	0	0
11/20 at Georgia Tech	0	0	0.0	0	0
11/29 at NC State	3	5	1.7	0	4

ROBERT MARVE

Game	No.	Yds	Avg.	TD	Lg
8/28 Charleston Southern	Did Not Play				
9/6 at Florida	9	6	0.0	0	8
9/20 at Texas A&M	4	-6	-1.5	0	3
9/27 vs. North Carolina	6	0	0.0	0	4
10/4 vs. Florida State	2	-6	-3.0	0	3
10/11 vs. UCF	5	7	1.4	0	8
10/18 at Duke	1	11	11.0	0	11
10/25 vs. Wake Forest	9	56	6.2	1	43
11/1 at Virginia	3	16	5.3	1	10
11/13 vs. Virginia Tech	14	44	3.1	0	18
11/20 at Georgia Tech	5	-4	-0.8	0	9
11/29 at NC State					



2008 Game-by-Game Statistics

TACKLES FOR LOSS	No	CSU	UF	A&M	UNC	FSU	UCF	DUKE	WAKE	UVA	VT	GT	NCST
Bailey, A.	9-0	DNP	1.0-4	1.0-2	-	-	2.0-22	-	1.0-1	1.0-12	1.0-7	-	2.0-8
Robinson, M.	8-2	1.0-3	DNP	-	-	-	-	0.5-1	-	0.5-3	4.0-23	1.0-2	2.0-5
Spence, S.	5-5	-	2.0-14	0.5-1	-	1.0-1	0.5-0	-	0.5-3	-	-	3.0-9	-
Cook, G.	4-6	1.0-3	1.0-2	1.0-7	-	2.0-2	1.5-2	0.5-1	-	-	-	-	-
Sharpton, D.	5-2	-	1.0-1	1.5-11	-	1.0-2	1.0-8	1.0-1	-	-	-	-	0.5-1
Adkins, S.	5-2	2.0-12	-	-	-	1.0-1	1.0-2	-	0.5-1	-	DNP	DNP	1.5-8
Forston, M.	4-1	-	-	-	DNP	1.0-4	-	-	-	0.5-4	1.0-10	-	2.0-23
Joseph, J.	4-1	1.0-1	-	-	-	1.5-5	-	1.0-2	-	-	1.0-1	-	-
Ojomo, A.	3-2	DNP	-	0.5-6	-	-	DNP	1.0-6	2.5-12	-	-	-	-
Dixon, A.	2-2	-	-	0.5-1	0.5-1	-	-	-	-	2.0-6	-	-	-
Wesley, S.	2-2	1.0-1	0.5-0	-	-	0.5-1	-	-	-	-	1.0-3	-	-
Moncur, E.	2-1	-	1.5-8	1.0-11	-	DNP	DNP	DNP	DNP	DNP	DNP	DNP	-
Johnson, B.	2-1	-	0.5-1	-	1.0-1	-	-	-	-	1.0-7	-	-	-
Davis, R.	2-0	-	-	-	-	DNP	-	-	1.0-1	1.0-3	-	-	DNP
Harris, B.	2-0	1.0-4	-	-	1.0-7	-	-	-	-	-	-	-	-
Grant, C.	1-1	-	1.0-1	-	0.5-1	-	-	-	-	-	-	-	-
Hendricks, D.	1-1	-	-	-	-	1.0-3	-	-	0.5-4	-	-	-	-
Holmes, J.	1-1	DNP	DNP	DNP	DNP	DNP	DNP	DNP	0.5-2	-	-	-	1.0-1
McCarthy, C.	0-2	-	-	0.5-5	0.5-1	DNP	DNP	DNP	DNP	DNP	DNP	DNP	DNP
Phillips, R.	1-0	DNP	1.0-3	-	DNP	DNP	DNP	DNP	DNP	DNP	DNP	DNP	DNP
Smith, A.	1-0	1.0-10	DNP	-	DNP	DNP	-	-	DNP	DNP	-	-	-
Armour, C.	0-1	-	DNP	-	-	-	-	-	0.5-0	-	-	-	-
Regis, M.	0-1	-	-	-	0.5-2	-	-	-	-	DNP	-	-	DNP
Robinson, K.	0-1	0.5-1	-	DNP	DNP	DNP	DNP	DNP	DNP	DNP	-	-	-
Lewis, J.	0-1	0.5-0	DNP	DNP	DNP	DNP	DNP	DNP	DNP	DNP	DNP	DNP	DNP

FORCED FUMBLES	No	CSU	UF	A&M	UNC	FSU	UCF	DUKE	WAKE	UVA	VT	GT	NCST
Ponder, L.	2	-	DNP	DNP	-	1	-	-	-	1	-	-	-
Cook, G.	1	-	-	1	-	-	-	-	-	-	-	-	1
McCarthy, C.	1	-	1	-	-	-	-	-	-	-	-	-	-
Moncur, E.	1	DNP	-	1	-	-	-	-	-	-	-	-	-
Ojomo, A.	1	-	-	-	-	-	-	-	1	-	-	-	-
Grant, C.	1	-	-	-	-	-	1	-	-	-	-	-	-
Spence, S.	1	-	-	-	-	-	-	-	-	1	-	-	-

FUMBLES REC'D	No-Yds	CSU	UF	A&M	UNC	FSU	UCF	DUKE	WAKE	UVA	VT	GT	NCST
Ryan Hill	2-0	1-0	--	--	--	1-0	--	-	-	-	-	-	-
Adewale Ojomo	2-0	--	--	--	--	1-0	-	-	-	1-0	-	-	-
Glenn Cook	1-2	--	--	1-2	--	--	-	-	-	-	-	-	-
Sam Shields	1-0	-	-	-	-	-	1-0	-	-	-	-	-	-
Antonio Dixon	1-0	-	-	-	-	-	-	-	1-0	-	-	-	-
Bruce Johnson	1-0	-	-	-	-	-	-	-	-	1-0	-	-	-
Tervaris Johnson	1-0	-	-	-	-	-	-	1-0	-	-	-	-	-
Darryl Sharpton	1-0	-	-	-	-	-	-	-	-	-	-	1-0	-

PUNTING - MATT BOSHER

Opponent	No.	Yards	Avg.	Long	Blk	TB	In20	+50
8/30 vs. Charleston Southern	3	118	39.3	50	0	0	2	1
9/6 at Florida	8	328	41.0	61	1	1	4	1
9/20 at Texas A&M	4	173	43.2	53	0	0	0	1
9/27 vs. North Carolina	4	151	37.8	45	1	0	3	0
10/4 vs. Florida State	4	181	45.2	53	0	1	1	1
10/11 vs. UCF	11	410	37.3	54	0	0	3	1
10/18 at Duke	4	186	46.5	76	0	0	2	1
10/25 vs. Wake Forest	4	144	36.0	47	0	0	0	0
11/1 at Virginia	6	262	43.7	58	0	0	2	1
11/13 vs. Virginia Tech	5	210	42.0	45	0	0	0	0
11/20 at Georgia Tech	4	133	33.2	53	1	0	1	1
11/29 at NC State	4	195	48.8	61	0	0	1	1

PLACEKICKING - MATT BOSHER

Opponent	EXTRA POINTS		FIELD GOALS			FG BREAKDOWN					
	XP/XPA	PCT	FG/FGA	PCT	LG	PTS	1-19	20-29	30-39	40-49	50+
8/30 vs. Charleston Southern	38/38	100.0	17/19	89.5	52	85	0/0	9/9	5/5	1/2	2/3
9/6 at Florida											
9/20 at Texas A&M											
9/27 vs. North Carolina											
10/4 vs. Florida State											
10/11 vs. UCF											
10/18 vs. at Duke											
10/25 vs. Wake Forest											
11/1 at Virginia											
11/13 vs. Virginia Tech											
11/20 at Georgia Tech											
11/29 at NC State											



2008 Participation

	GP/GS	CSU	UF	TAMU	UNC	FSU	UCF	DUKE	WAKE	UVA	VT	GT	NCST
48 Adkins, S.	10/-	XXX	XXX	XXX	XXX	XXX	XXX	XXX	XXX	XXX	XXX
27 Armour, C.	11/-	XXX	...	XXX	XXX	XXX	XXX	XXX	XXX	XXX	XXX	XXX	XXX
57 Bailey, A.	11/3	...	XXX	XXX	XXX	XXX	START	START	XXX	XXX	XXX	XXX	XXX
79 Barney, C.	6/-	XXX	XXX	XXX	XXX	XXX	...	XXX
80 Benjamin, T.	11/5	XXX	XXX	XXX	XXX	XXX	START	START	START	START	START	XXX	...
20 Berry, D.	6/-	XXX	XXX	...	XXX	XXX	XXX	XXX
25 Bosher, M.	12/-	XXX	XXX	XXX	XXX	XXX	XXX	XXX	XXX	XXX	XXX	XXX	XXX
11 Brown, A.	10/-	XXX	...	XXX	XXX	XXX	XXX	XXX	XXX	...	XXX	XXX	XXX
45 Buchanan, R.	8/-	XXX	XXX	XXX	XXX	XXX	XXX	XXX	XXX
47 Byrd, L.	12/3	XXX	XXX	START	XXX	XXX	XXX	XXX	XXX	XXX	XXX	START	START
67 Byrd, T.	6/1	XXX	XXX	START	XXX	XXX	XXX	XXX
69 Byrne, J.	12/-	XXX	XXX	XXX	XXX	XXX	XXX	XXX	XXX	XXX	XXX	XXX	XXX
43 Calhoun, J.	1/-	XXX
37 Campbell, J.	1/-	XXX
32 Chambers, L.	4/-	XXX	...	XXX	...	XXX	XXX
28 Collier, T.	11/3	XXX	XXX	XXX	XXX	...	XXX	START	START	START	XXX	XXX	XXX
2 Cook, G.	12/12	START	START	START	START	START	START	START	START	START	START	START	START
2 Cooper, G.	12/10	XXX	START	START	START	START	START	START	START	START	START	START	XXX
1 Davis, R.	10/2	XXX	XXX	XXX	XXX	...	XXX	XXX	XXX	START	START	XXX	...
96 Dixon, A.	12/4	START	START	XXX	XXX	XXX	START	START	XXX	XXX	XXX	XXX	XXX
18 Epps, D.	12/10	START	START	START	START	XXX	START	START	START	START	XXX	START	START
82 Farquharson, K.	11/1	...	XXX	START	XXX	XXX	XXX	XXX	XXX	XXX	XXX	XXX	XXX
61 Figueroa, J.	12/4	START	START	XXX	START	XXX	XXX	XXX	XXX	XXX	XXX	XXX	START
99 Forston, M.	11/1	XXX	START	XXX	...	XXX	XXX	XXX	XXX	XXX	XXX	XXX	XXX
64 Fox, J.	11/11	START	START	START	START	START	START	START	START	START	...	START	START
74 Franklin, O.	12/10	START	START	START	XXX	START	START	START	START	START	START	START	XXX
58 Futch, J.	5/-	XXX	...	XXX	XXX	XXX	...	XXX
84 Gordon, R.	12/-	XXX	XXX	XXX	XXX	XXX	XXX	XXX	XXX	XXX	XXX	XXX	XXX
24 Grant, C.	12/7	START	START	START	START	XXX	XXX	XXX	START	XXX	START	START	XXX
66 Gunn, H.	1/-	XXX
85 Hankerson, L.	7/2	XXX	START	XXX	XXX	XXX	XXX	START
95 Hardin, G.	1/-	XXX
1 Harris, B.	12/5	XXX	XXX	XXX	XXX	START	START	START	XXX	START	XXX	XXX	START
12 Harris, J.	12/1	START	XXX	XXX	XXX	XXX	XXX	XXX	XXX	XXX	XXX	XXX	XXX
4D Hayes, C.	1/-	XXX
93 Hendricks, D.	12/10	XXX	XXX	START	START	START	START	START	START	START	START	START	START
30 Hill, P.	12/4	START	XXX	XXX	XXX	START	XXX	XXX	XXX	XXX	XXX	START	XXX
13 Hill, R.	12/4	XXX	XXX	XXX	XXX	XXX	XXX	START	START	START	XXX	XXX	START
92 Holmes, J.	5/-	XXX	XXX	XXX	XXX	XXX
63 Horn, T.	2/-	XXX	XXX
46 Houston, E.	11/-	...	XXX	XXX	XXX	XXX	XXX	XXX	XXX	XXX	XXX	XXX	XXX
60 Ivory, C.	11/-	...	XXX	XXX	XXX	XXX	XXX	XXX	XXX	XXX	XXX	XXX	XXX
5 James, J.	8/1	START	XXX	XXX	XXX	XXX	XXX	XXX	XXX
4 Johnson, A.	11/8	START	XXX	XXX	START	START	START	START	START	XXX	START	START	...
22 Johnson, B.	12/11	START	START	START	START	START	START	START	START	START	START	START	XXX
81 Johnson, D.	11/1	XXX	...	XXX	XXX	XXX	XXX	XXX	XXX	START	XXX	XXX	XXX
23 Johnson, T.	12/-	XXX	XXX	XXX	XXX	XXX	XXX	XXX	XXX	XXX	XXX	XXX	XXX
87 Jones, K.	8/3	START	START	XXX	START	XXX	...	XXX	XXX	...	XXX
91 Joseph, J.	12/9	START	XXX	START	START	START	XXX	XXX	START	START	START	START	START
98 Lewis, J.	1/-	XXX
9 Marve, R.	11/11	...	START	START	START	START	START	START	START	START	START	START	START
44 McCarthy, C.	4/4	START	START	START	START
15 McKenzie, J.	3/-	XXX	XXX	...	XXX
33 McNeal, S.	7/-	XXX	XXX	XXX	...	XXX	XXX	XXX	...	XXX
94 Moncur, E.	4/3	...	XXX	START	START	START
29 Nicolas, J.	10/7	START	START	START	START	XXX	START	XXX	...	XXX	START	START	...
97 Ojomo, A.	10/3	...	START	XXX	XXX	XXX	...	XXX	START	START	XXX	XXX	XXX
19 Perrelli, M.	12/-	XXX	XXX	XXX	XXX	XXX	XXX	XXX	XXX	XXX	XXX	XXX	XXX
6 Phillips, R.	2/1	...	XXX	START
65 Pipho, M.	12/-	XXX	XXX	XXX	XXX	XXX	XXX	XXX	XXX	XXX	XXX	XXX	XXX
35 Ponder, L.	10/1	XXX	XXX	START	XXX	XXX	XXX	XXX	XXX	XXX	XXX
26 Reddick, A.	12/11	START	START	XXX	START	START	START	START	START	START	START	START	START
54 Regis, M.	10/-	XXX	XXX	XXX	XXX	XXX	XXX	XXX	XXX	...	XXX	XXX	...
36 Robinson, K.	6/-	XXX	XXX	XXX	XXX	XXX	XXX
56 Robinson, M.	11/4	START	...	XXX	XXX	XXX	XXX	XXX	XXX	XXX	START	START	START
76 Rutledge, C.	12/10	START	XXX	START	XXX	START	START	START	START	START	START	START	START
55 Shannon, X.	12/12	START	START	START	START	START	START	START	START	START	START	START	START
50 Sharpton, D.	12/10	START	START	START	START	START	START	START	START	XXX	XXX	START	START
83 Shields, S.	12/2	XXX	XXX	START	XXX	START	XXX	XXX	XXX	XXX	XXX	XXX	XXX
62 Smith, A.	7/-	XXX	...	XXX	XXX	XXX	XXX	XXX	XXX
16 Smith, C.	1/-	XXX
31 Spence, S.	12/8	XXX	XXX	XXX	XXX	START	START	START	START	START	START	START	START
68 Symonette, I.	11/-	XXX	XXX	XXX	XXX	XXX	XXX	XXX	XXX	...	XXX	XXX	XXX
7 Telemaque, V.	3/-	XXX	XXX	XXX
21 Thomas, D.	9/1	XXX	XXX	XXX	XXX	XXX	XXX	XXX	XXX	START
38 Thompkins, K.	2/-	XXX	XXX
70 Trump, A.	12/9	XXX	XXX	XXX	START	START	START	START	START	START	START	START	START
8 Van Dyke, D.	12/1	XXX	XXX	XXX	XXX	XXX	XXX	XXX	XXX	XXX	XXX	XXX	START
90 Wesley, S.	12/11	START	START	START	START	START	START	START	START	START	START	START	XXX
41 Wylie, J.	1/-	XXX
77 Youngblood, R.	9/3	...	START	XXX	START	XXX	XXX	XXX	START	XXX	XXX
88 Zellner, C.	12/6	XXX	START	XXX	START	START	START	XXX	XXX	XXX	START	XXX	START



2008 Game Highs

INDIVIDUAL GAME HIGHS

Rushes	24	Graig Cooper at Virginia (Nov 1, 2008)
Yards Rushing	131	Graig Cooper at Virginia (Nov 1, 2008)
TD Rushes	2	Graig Cooper at Texas A&M (Sep 20, 2008)
Long Rush	51	Javarrius James at NC State (Nov 29, 2008)
Pass attempts	40	Graig Cooper at Texas A&M (Sep 20, 2008)
Pass completions	18	Robert Marve vs Florida State (Oct 04, 2008)
Yards Passing	212	Robert Marve vs North Carolina (Sep 27, 2008)
TD Passes	4	Jacory Harris at Duke (Oct 18, 2008)
Long Pass	69	Robert Marve at Texas A&M (Sep 20, 2008)
Receptions	8	Robert Marve at NC State (Nov 29, 2008)
Yards Receiving	101	Aldarius Johnson at Duke (Oct 18, 2008)
TD Receptions	1	Dedrick Epps at NC State (Nov 29, 2008)
Long Reception	69	Leonard Hankerson vs Charleston Southern (Aug 28, 2008)
Field Goals	3	Thearon Collier at Texas A&M (Sep 20, 2008)
Long Field Goal	52	Kayne Farquharson at Texas A&M (Sep 20, 2008)
Punts	11	Graig Cooper vs North Carolina (Sep 27, 2008)
Punting Avg	48.8	Kayne Farquharson vs North Carolina (Sep 27, 2008)
Long Punt	76	Aldarius Johnson vs North Carolina (Sep 27, 2008)
Long Punt Return	66	Travis Benjamin vs Florida State (Oct 04, 2008)
Long Kickoff Return	57	Travis Benjamin vs UCF (Oct 11, 2008)
Tackles	12	Aldarius Johnson at Duke (Oct 18, 2008)
Sacks	3.0	Anthony Reddick at Duke (Oct 18, 2008)
Tackles For Loss	4.0	Marcus Robinson vs Virginia Tech (Nov 13, 2008)
Interceptions	1	Marcus Robinson vs Virginia Tech (Nov 13, 2008)
Long Reception	69	Eric Moncur at Texas A&M (Sep 20, 2008)
Field Goals	3	Bruce Johnson vs Florida State (Oct 04, 2008)
Long Field Goal	52	Sean Spence vs Florida State (Oct 04, 2008)
Punts	11	Brandon Harris at NC State (Nov 29, 2008)
Punting Avg	48.8	
Long Punt	76	
Long Punt Return	66	
Long Kickoff Return	57	
Tackles	12	
Sacks	3.0	
Tackles For Loss	4.0	
Interceptions	1	

TEAM GAME HIGHS

Rushes	43	vs UCF (Oct 11, 2008)
Yards Rushing	224	vs Charleston Southern (Aug 28, 2008)
Yards Per Rush	5.9	vs Charleston Southern (Aug 28, 2008)
TD Rushes	5	vs Charleston Southern (Aug 28, 2008)
Pass attempts	49	vs Florida State (Oct 04, 2008)
Pass completions	23	at Duke (Oct 18, 2008)
Yards Passing	283	at Georgia Tech (Nov 20, 2008)
Yards Per Pass	8.4	at NC State (Nov 29, 2008)
TD Passes	5	at Duke (Oct 18, 2008)
Total Plays	73	at Virginia (Nov 1, 2008)
Total Offense	448	at Virginia (Nov 1, 2008)
Yards Per Play	7.0	at Texas A&M (Sep 20, 2008)
Points	52	vs Charleston Southern (Aug 28, 2008)
Sacks By	6	vs Virginia Tech (Nov 13, 2008)
First Downs	23	at Duke (Oct 18, 2008)
Penalties	12	at Virginia (Nov 1, 2008)
Penalty Yards	85	vs Florida State (Oct 04, 2008)
Turnovers	4	at NC State (Nov 29, 2008)
Interceptions By	2	vs Florida State (Oct 04, 2008)

OPPONENT INDIVIDUAL GAME HIGHS

Rushes	27	Smith, A, vs Florida State (Oct 04, 2008)
Yards Rushing	144	Ponder, C, vs Florida State (Oct 04, 2008)
TD Rushes	4	Smith, A, vs Florida State (Oct 04, 2008)
Long Rush	58	Dwyer, J., at Georgia Tech (Nov 20, 2008)
Pass attempts	41	Marc Verica, at Virginia (Nov 1, 2008)
Pass completions	27	Marc Verica, at Virginia (Nov 1, 2008)
Yards Passing	275	Johnson, Jerrod, at Texas A&M (Sep 20, 2008)
TD Passes	3	Johnson, Jerrod, at Texas A&M (Sep 20, 2008)
Long Pass	74	Sexton, C, vs North Carolina (Sep 27, 2008)
Receptions	7	John Phillips, at Virginia (Nov 1, 2008)
Yards Receiving	133	Nicks, H, vs North Carolina (Sep 27, 2008)
TD Receptions	2	Goodson, Mike, at Texas A&M (Sep 20, 2008)
Long Reception	74	Nicks, H, vs North Carolina (Sep 27, 2008)
Field Goals	3	Czajkowski, J., at NC State (Nov 29, 2008)
Long Field Goal	53	Gano, G, vs Florida State (Oct 04, 2008)
Punts	11	CLINGAN, Blake, vs UCF (Oct 11, 2008)
Punting Avg	46.5	Brantly, Justin, at Texas A&M (Sep 20, 2008)
Long Punt	60	Brantly, Justin, at Texas A&M (Sep 20, 2008)
Long Punt Return	32	BURNETT, Joe, vs UCF (Oct 11, 2008)
Long Kickoff Return	91	BURNETT, Joe, vs UCF (Oct 11, 2008)
Tackles	11	Spikes, B., at Florida (Sep 06, 2008)
		YOUNG, Lawrence, vs UCF (Oct 11, 2008)
		Arnoux, S, vs Wake Forest (Oct 25, 2008)
		Irving, N., at NC State (Nov 29, 2008)
Sacks	3.0	MILLER, Bruce, vs UCF (Oct 11, 2008)
Tackles For Loss	3.5	MILLER, Bruce, vs UCF (Oct 11, 2008)
Interceptions	2	Goddard, T, vs North Carolina (Sep 27, 2008)
		Carter, T, vs Florida State (Oct 04, 2008)
		RASHAD, S., vs UCF (Oct 11, 2008)
		Aye-Darko, A., at Duke (Oct 18, 2008)

OPPONENT TEAM GAME HIGHS

Rushes	56	at Georgia Tech (Nov 20, 2008)
Yards Rushing	472	at Georgia Tech (Nov 20, 2008)
Yards Per Rush	8.4	at Georgia Tech (Nov 20, 2008)
TD Rushes	4	vs Florida State (Oct 04, 2008)
Long Rush	58	at Georgia Tech (Nov 20, 2008)
Pass attempts	41	at Virginia (Nov 1, 2008)
Pass completions	27	at Virginia (Nov 1, 2008)
Yards Passing	275	at Texas A&M (Sep 20, 2008)
Yards Per Pass	11.0	vs North Carolina (Sep 27, 2008)
TD Passes	3	at Texas A&M (Sep 20, 2008)
Total Plays	84	vs Florida State (Oct 04, 2008)
Total Offense	518	at Georgia Tech (Nov 20, 2008)
Yards Per Play	8.2	at Georgia Tech (Nov 20, 2008)
Points	41	vs Florida State (Oct 04, 2008)
Sacks By	3	at Georgia Tech (Nov 20, 2008)
		at Florida (Sep 06, 2008)
		vs UCF (Oct 11, 2008)
		vs Virginia Tech (Nov 13, 2008)
First Downs	27	vs Florida State (Oct 04, 2008)
Penalties	12	vs Florida State (Oct 04, 2008)
Penalty Yards	98	vs Florida State (Oct 04, 2008)
Turnovers	4	vs Florida State (Oct 04, 2008)
Interceptions By	4	at NC State (Nov 29, 2008)



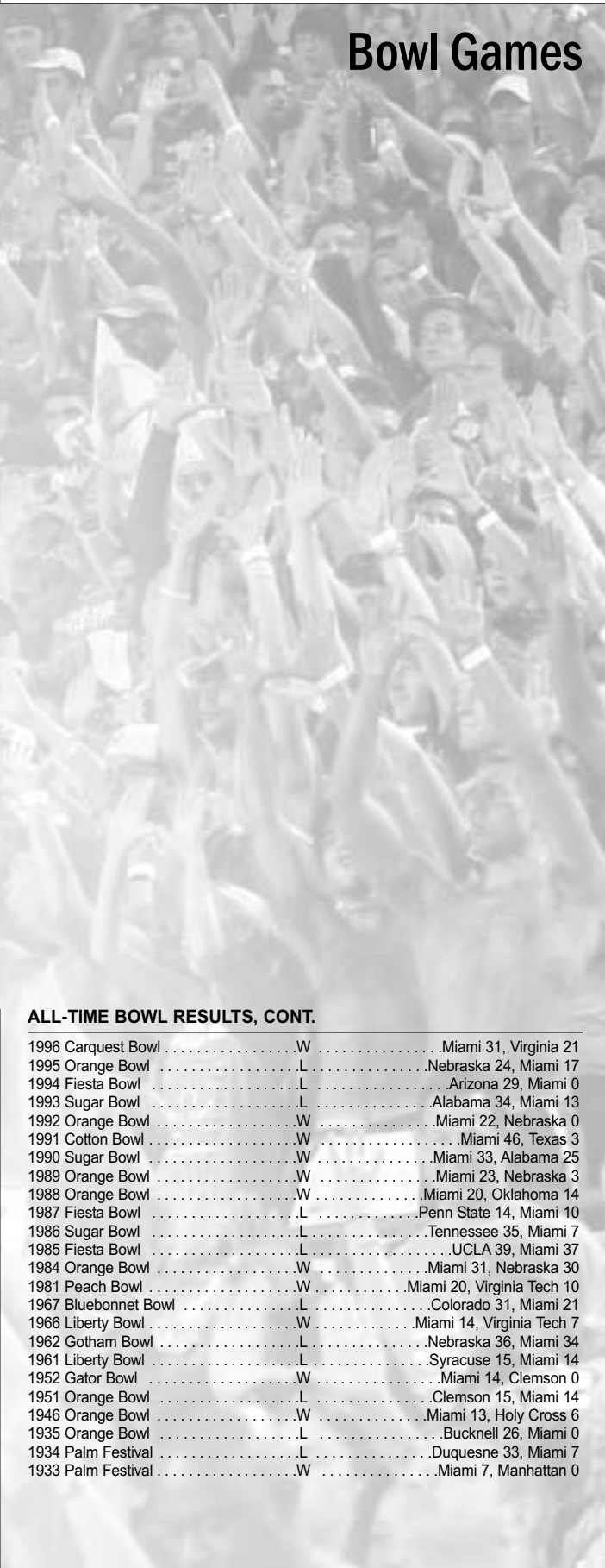
Last Time it Happened

Kickoff Return For TD	By Hurricane: By Opponent:	Devin Hester at North Carolina State, 10/23/04, 100 yards, UM 45-31 Joe Burnett, UCF, 10/11/08, 91 yards, UM 20-14
Punt Return For TD	By Hurricane: By Opponent:	Graig Cooper, 8/28/08, 66 yards, UM 52-7 Ricky Hall, Virginia Tech, 11/13/99, 64 yards, VT 43-10
Blocked Punt Return For TD	By Hurricane: By Opponent:	Quadtrine Hill vs. North Carolina, 10/29/05, recovered in end zone, blocked by Quadtrine Hill, UM 34-16 Shawn Seabrooks, Rutgers, 11/2/02, 2 yards, blocked by Jason Nugent, UM 42-17
Interception Return For TD	By Hurricane: By Opponent:	Sean Spence vs. Florida State, 10/4/08, 7 yards, FSU 41-39 Michael Johnson, GT, 11/20/08, 26 yards, GT 41-23
Fumble Return For TD	By Hurricane: By Opponent:	Glenn Cook at Texas A&M, 9/20/08, 2 yards, UM 41-23 Chris Cook, Virginia, 11/10/07, 44 yards, VA 48-0
Safety Recorded	By Hurricanes: By Opponent:	vs. UCF, 10/11/08, Bad snap, UCF punter kicks ball out of end zone, UM 20-14 at Florida, 9/6/08, Matt Boshier punt blocked out of the endzone, UF 26-3
Shutout at Home	By Hurricanes: By Opponent:	vs. Florida International, 10/14/06, UM 35-0 vs. Virginia, 11/10/07, VA 48-0
Shutout On Road	By Hurricanes: By Opponent:	at Syracuse, 11/18/00, UM 26-0 at Florida State, 10/4/97, FSU 47-0
Blocked Punt	By Hurricane: By Opponent:	Richard Gordon vs. UCF, 10/11/08, UM 20-14 Tony Clark, Georgia Tech, 11/20/08, GT 41-23
Blocked Field Goal	By Hurricane: By Opponent:	Thomas Carroll vs. Florida, 12/31/04, UM 27-10 Duane Brown, Virginia Tech, blocked 52-yard attempt, 11/4/06, VT 17-10
Missed Extra Point	By Hurricanes: By Opponent:	Francesco Zampogna at North Carolina, 10/6/07, NC 33-27 Chris Abed, FIU, 9/15/07, UM 23-9
100-Yard Rushing-Game	By Hurricane: By Opponent:	Graig Cooper at Virginia 131 yards, 24 carries, 11/1/08, UM 24-17 (OT) Jonathan Dwyer, Georgia Tech, 128 yards, 10 carries, 11/20/08, GT 41-23
200-Yard Rushing-Game	By Hurricane: By Opponent:	Willis McGahee vs. Virginia Tech, 205 yards, 39 carries, 12/7/02, UM 56-45 Tashard Choice, Georgia Tech, 204 yards, 37 carries, 10/13/07, GT 17-14
300-Yard Passing-Game	By Hurricane: By Opponent:	Kyle Wright at North Carolina, 302 yards, 10/6/07, 17 of 33, NC 33-27 Matt Ryan, Boston College, 11/24/07, 369 yards, 26 of 43, BC 28-14
400-Yard Passing-Game	By Hurricane: By Opponent:	Ken Dorsey at West Virginia, 10/26/02, 422 yards, 22 of 36, UM 40-23 Luke McCown, Louisiana Tech, 10/28/00, 418 yards, 42 of 72, UM 42-31
500-Yard Passing-Game	By Hurricane: By Opponent:	None Cade McNown, UCLA, 12/5/98, 513 yards, 26 of 35, UM 49-45
100-Yard Receiving-Game	By Hurricane: By Opponent:	Dedrick Epps at NC State, 11/29/08, 101 yards, 4 receptions, NC State 38-28 Rich Gunnell, Boston College, 11/24/07, 135 yards, 9 receptions, BC 28-14
200-Yard Receiving-Game	By Hurricane: By Opponent:	Wesley Carroll vs. California, 9/15/90, 208 yards, 11 receptions, UM 52-24 Gerard Phelan, Boston College, 11/23/84, 226 yards, 11 receptions, BC 47-45
60+Yard Punt	By Hurricane: By Opponent:	Matt Boshier at Florida, 9/6/08, 61 yards, UF 26-3 Durant Brooks, Georgia Tech, 10/28/06, 63 yards, GT 30-23
70+Yard Punt	By Hurricane: By Opponent:	Matt Boshier at Duke, 10/18/08, 76 yards, UM 49-31 Ben Arndt, Georgia Tech, 11/19/05, 78 yards, GT 14-10
50+Yard Field Goal	By Hurricane: By Opponent:	Matt Boshier vs. Wake Forest, 10/25/08, 52 yards, UM 16-10 Matt Boshier at Florida, 9/6/08, 50 yards, UF 26-3 Graham Gano, Florida State, 10/4/08, 53 yards, FSU 41-39
Four Field Goals-Game	By Hurricane: By Opponent:	Jon Peattie vs. West Virginia, 10/2/03, (22, 32, 43, 30, 23), UM 22-20 Connor Barth, UNC, 10/6/07 (33, 51, 35, 20), NC 33-27, Steven Hauschka, NCST, 11/3/07 (31, 35, 47, 42), NCST 19-16 (OT)
Five Field Goals-Game	By Hurricane: By Opponent:	Jon Peattie vs. West Virginia, 10/2/03, (22, 32, 43, 30, 23), UM 22-20 Gary Cismesia, Florida State, 10/20/07 (23, 31, 33, 45, 45), UM 37-29
Three TDs-Game	By Hurricane: By Opponent:	Tyrone Moss vs. North Carolina, 10/29/05 (1 run, 1 run, 4 run, 15 run), UM 34-16 Malcolm Kelly, Oklahoma, 9/8/07 (23 pass, 24 pass, 30 pass), OU 51-13
Four TDs-Game	By Hurricane: By Opponent:	(5) Jacory Harris at Duke, 10/18/08 (9 pass, 15 run, 6 pass, 25 pass, 10 pass), UM 49-31 Antone Smith, Florida State, 2008, (19 run, 2 run, 5 run, 20 run), FSU 41-39
Three Rushing TDs-Game	By Hurricane: By Opponent:	Tyrone Moss vs. North Carolina, 10/29/05 (1 run, 1 run, 4 run, 15 run), UM 34-16 Reggie Merriweather, Clemson, 11/6/04 (27, 1, 2), Clemson (24-17 (OT)
Four Rushing TDs-Game	By Hurricane: By Opponent:	Tyrone Moss vs. North Carolina, 10/29/05 (1 run, 1 run, 4 run, 15 run), UM 34-16 Antone Smith, Florida State, 2008, (19, 2, 5, 20), FSU 41-39
Three Passing TDs-Game	By Hurricane: By Opponent:	Robert Marve vs. North Carolina, 9/27/08, (9, 11, 4), UNC 28-24 Stefan LeFors, Louisville, 10/14/04, (12, 17, 22), UM 41-38
Five Passing TDs-Game	By Hurricane: By Opponent:	(5) Kyle Wright at Wake Forest, 11/12/05, (64, 11, 15, 76, 10), UM 47-17 (4) Jacory Harris at Duke, 10/18/08, (9, 6, 25, 10), UM 49-31 (5) Cade McNown, UCLA, 12/5/98, (77, 7, 14, 61, 59), UM 49-45 and (5) Sam Bradford, Oklahoma, 9/8/07 (23, 24, 6, 30, 9), OU 51-13
Three Receiving TDs-Game	By Hurricane: By Opponent:	Santana Moss at Rutgers, 10/3/98, (12, 28, 71), UM 53-17 Malcolm Kelly, Oklahoma, 9/8/07 (23 pass, 24 pass, 30 pass), OU 51-13



Bill Hawkins led Miami to its second national championship in 1988 (below left), and Andre Johnson holds the trophy after the fifth title game victory in 2002 (below right)

Bowl Games



RECORD IN BOWL GAMES

Bluebonnet	0	1
Carquest	1	0
Cotton	1	0
Fiesta	0	4
Gator	2	0
Gotham	0	1
Liberty	1	1
MPC Computers	1	0
Micron PC	1	0
Orange	6	3
Peach	2	1
Palm Festival	1	1
Rose	1	0
Sugar	2	2
Totals	19	14

ALL-TIME BOWL RESULTS

2006 MPC Computers Bowl	W	Miami 21, Nevada 20
2005 Peach Bowl	L	Louisiana State 40, Miami 3
2004 Peach Bowl	W	Miami 27, Florida 10
2004 Orange Bowl	W	Miami 16, Florida State 14
2003 Fiesta Bowl	L	Ohio State 31, Miami 24 (2 OT)
2002 Rose Bowl	W	Miami 37, Nebraska 14
2001 Sugar Bowl	W	Miami 37, Florida 20
2000 Gator Bowl	W	Miami 28, Georgia Tech 13
1998 Micron PC Bowl	W	Miami 46, N.C. State 23

ALL-TIME BOWL RESULTS, CONT.

1996 Carquest Bowl	W	Miami 31, Virginia 21
1995 Orange Bowl	L	Nebraska 24, Miami 17
1994 Fiesta Bowl	L	Arizona 29, Miami 0
1993 Sugar Bowl	L	Alabama 34, Miami 13
1992 Orange Bowl	W	Miami 22, Nebraska 0
1991 Cotton Bowl	W	Miami 46, Texas 3
1990 Sugar Bowl	W	Miami 33, Alabama 25
1989 Orange Bowl	W	Miami 23, Nebraska 3
1988 Orange Bowl	W	Miami 20, Oklahoma 14
1987 Fiesta Bowl	L	Penn State 14, Miami 10
1986 Sugar Bowl	L	Tennessee 35, Miami 7
1985 Fiesta Bowl	L	UCLA 39, Miami 37
1984 Orange Bowl	W	Miami 31, Nebraska 30
1981 Peach Bowl	W	Miami 20, Virginia Tech 10
1967 Bluebonnet Bowl	L	Colorado 31, Miami 21
1966 Liberty Bowl	W	Miami 14, Virginia Tech 7
1962 Gotham Bowl	L	Nebraska 36, Miami 34
1961 Liberty Bowl	L	Syracuse 15, Miami 14
1952 Gator Bowl	W	Miami 14, Clemson 0
1951 Orange Bowl	L	Clemson 15, Miami 14
1946 Orange Bowl	W	Miami 13, Holy Cross 6
1935 Orange Bowl	L	Bucknell 26, Miami 0
1934 Palm Festival	L	Duquesne 33, Miami 7
1933 Palm Festival	W	Miami 7, Manhattan 0



Team Bowl Records

RUSHING

Most Attempts:

50 (vs. Alabama, 1990 Sugar Bowl; vs. Clemson, 1952 Orange Bowl)
Opp: 60 (by Alabama, 1993 Sugar Bowl)

Fewest Attempts:

18 (vs. Alabama, 1993 Sugar Bowl)
Opp: 29 (by Alabama, 1990 Sugar Bowl)

Most Yards:

269 (vs. NC State, 1998 Micron PC Bowl)
Opp: 297 (by NC State, 1998 Micron PC Bowl)

Fewest Yards:

29 (vs. Nebraska, 1994 Orange Bowl)
Opp: 36 (by Virginia Tech, 1966 Liberty Bowl)

Most First Downs:

14 (vs. NC State, 1998 Micron PC Bowl; vs. Nebraska, 1992 Orange Bowl)
Opp: 25 (by Florida, 2001 Sugar Bowl)

Fewest First Downs:

1 (vs. Louisiana State, 2005 Peach Bowl)
Opp: 3 (by Alabama, 1990 Sugar Bowl)

Most Touchdowns:

5 (vs. NC State, 1998 Micron PC Bowl)
Opp: 4 (by Ohio State, 2003 Fiesta Bowl; by Colorado, 1967 Bluebonnet Bowl)

Fewest Touchdowns:

0 (9 bowls, last time vs. Louisiana State, 2005 Peach Bowl)
Opp: 0 (6 bowls, last time: by Nevada, 2006 MPC Computers Bowl)

PASSING

Most Attempts:

56 (vs. Alabama, 1993 Sugar Bowl)
Opp: 51 (by Florida, 2001 Sugar Bowl)

Fewest Attempts:

2 (vs. Clemson, 1952 Gator Bowl)
Opp: 13 (by Alabama, 1993 Sugar Bowl; by Oklahoma, 1988 Orange Bowl)

Most Completions:

31 (vs. UCLA, 1985 Fiesta Bowl)
Opp: 27 (by Alabama, 1990 Sugar Bowl)

Fewest Completions:

0 (vs. Holy Cross, 1946 Orange Bowl)
Opp: 4 (by Alabama, 1993 Sugar Bowl)

Most Yards:

369 (vs. Ohio State, 2003 Fiesta Bowl)
Opp: 312 (by Florida, 2001 Sugar Bowl)

Fewest Yards:

0 (vs. Holy Cross, 1946 Orange Bowl)
Opp: 18 (by Alabama, 1993 Sugar Bowl)

Most First Downs:

15 (vs. Nebraska, 1984 Orange Bowl)
Opp: 17 (by Florida, 2001 Sugar Bowl)

Fewest First Downs:

0 (vs. Holy Cross, 1946 Orange Bowl)
Opp: 1 (by Alabama, 1993 Sugar Bowl; by Texas, 1991 Cotton Bowl)

Most Touchdowns:

4 (vs. Texas, 1991 Cotton Bowl)
Opp: 3 (by Alabama, 1990 Sugar Bowl)

Fewest Touchdowns:

0 (8 times, last time vs. Louisiana State in 2005 Peach Bowl)
Opp: 0 (12 times, last time by Ohio State, 2003 Fiesta Bowl)

Most Passes Intercepted:

5 (vs. NC State, 1998 Micron PC Bowl)
Opp: 5 (by Penn State, 1987 Fiesta Bowl; by Bucknell, 1935 Orange Bowl)

Fewest Passes Intercepted:

0 (3 times, last time vs. NC State, 1998 Micron PC Bowl)
Opp: 0 (5 times, last time by Louisiana State, 2005 Peach Bowl)

TOTAL OFFENSE & DEFENSE

Most Plays:

93 (vs. Penn State, 1987 Fiesta Bowl)
Opp: 86 (by Georgia Tech, 2000 Gator Bowl)

Fewest Plays:

46 (vs. Louisiana State, 2005 Peach Bowl; Holy Cross, 1946 Orange Bowl)
Opp: 51 (by Florida State, 2004 Orange Bowl)

Most Yards:

594 (vs. NC State, 1998 Micron PC Bowl)
Opp: 498 (by NC State, 1998 Micron PC Bowl)

Fewest Yards:

153 (vs. Louisiana State, 2005 Peach Bowl)
Opp: 125 (by Nebraska, 1989 Orange Bowl)

Most First Downs:

34 (vs. Nebraska, 1962 Gotham Bowl)
Opp: 31 (by NC State, 1998 Micron PC Bowl)

Fewest First Downs:

5 (vs. Clemson, 1952 Gator Bowl)
Opp: 7 (by Virginia Tech, 1966 Liberty Bowl)

Most First Downs, By Penalty:

5 (vs. Tennessee, 1986 Sugar Bowl)
Opp: 6 (by Texas, 1991 Cotton Bowl)

Most Fumbles Lost:

3 (vs. Ohio State in 2003 Fiesta Bowl)
Opp: 2 (8 times, last time by Nebraska in 2002 Rose Bowl)

Most Fumbles Recovered:

2 (7 bowls, last time vs. Nebraska in 2002 Rose Bowl)
Opp: 2 (6 bowls, last time by NC State, 1998 Micron PC Bowl)

Largest Margin of Victory:

43 (vs. Texas, 46-3, 1991 Cotton Bowl)
Opp: 37 (by Louisiana State, 40-3, 2005 Peach Bowl)

Most Penalties:

16 (vs. Texas, 1991 Cotton Bowl)
Opp: 11 (by Tennessee, 1986 Sugar Bowl)

Fewest Penalties:

1 (vs. Nebraska, 1962 Gotham Bowl)
Opp: 0 (by Clemson, 1952 Gator Bowl)

Most Penalty Yards:

202 (vs. Texas, 1991 Cotton Bowl)
Opp: 125 (by Tennessee, 1986 Sugar Bowl)

Fewest Penalty Yards:

5 (vs. Nebraska, 1962 Gotham Bowl)
Opp: 0 (by Clemson, 1952 Gator Bowl)

SPECIAL TEAMS

Most Punts:

10 (vs. Arizona, 1994 Fiesta Bowl; vs. Holy Cross, 1946 Orange Bowl)
Opp: 11 (by Virginia Tech, 1966 Liberty Bowl)

Fewest Punts:

1 (vs. Nebraska, 1962 Gotham Bowl)
Opp: 1 (by Louisiana State, 2005 Peach Bowl)

Most Yards Punting:

401 (vs. Clemson, 1951 Orange Bowl)
Opp: 391 (by Penn State, 1987 Fiesta Bowl)

Fewest Yards Punting:

35 (vs. Nebraska, 1962 Gotham Bowl)
Opp: 20 (by Nebraska, 1995 Orange Bowl)

Most Punt Return Yards:

95 (vs. Alabama, 1993 Sugar Bowl)
Opp: 85 (by Nebraska, 2002 Rose Bowl)

Fewest Punt Return Yards:

-6 (vs. Nebraska, 1995 Orange Bowl)
Opp: 0 (by Florida, 2001 Sugar Bowl; by Nebraska, 1992 Orange Bowl; by Nebraska, 1989 Orange Bowl; by Nebraska, 1962 Gotham Bowl)

Most Kickoff Returns:

7 (vs. Arizona, 1994 Fiesta Bowl; vs. Alabama, 1993 Sugar Bowl)
Opp: 8 (by NC State, 1998 Micron PC Bowl)

Fewest Kickoff Returns:

1 (vs. Ohio State, 2003 Fiesta Bowl)
Opp: 0 (by Louisiana State, 2005 Peach Bowl)

Most Kickoff Return Yards:

146 (vs. Alabama, 1993 Sugar Bowl)
Opp: 222 (by Nebraska, 1962 Gotham Bowl)

Fewest Kickoff Return Yards:

9 (vs. Clemson, 1952 Gator Bowl)
Opp: 0 (by Louisiana State, 2005 Peach Bowl)

Most Field Goals Attempted:

4 (vs. Florida State, 2004 Orange Bowl; vs. Florida, 2001 Sugar Bowl; vs. Oklahoma, 1992 Orange Bowl)
Opp: 5 (by Louisiana State, 2005 Peach Bowl)

Most Field Goals Made:

3 (vs. Florida State, 2004 Orange Bowl; vs. Florida, 2001 Sugar Bowl; vs. Oklahoma, 1992 Orange Bowl; vs. Nebraska, 1989 Orange Bowl; vs. UCLA, 1985 Fiesta Bowl)
Opp: 4 (by Louisiana State, 2005 Peach Bowl; by Nevada, 2006 MPC Computers Bowl)

Most Kicks Blocked:

2 (vs. Georgia Tech, 2000 Gator Bowl; vs. Virginia, 1996 Carquest Bowl; vs. Arizona, 1994 Fiesta Bowl)
Opp: 1 (Three bowls, last time by NC State, 1998 Micron PC Bowl)

SCORING

Most Points:

46 (vs. NC State, 1998 Micron PC Bowl; vs. Texas, 1991 Cotton Bowl)
Opp: 40 (by Louisiana State, 2005 Peach Bowl)

Fewest Points:

0 (vs. Arizona, 1994 Fiesta Bowl; vs. Bucknell, 1935 Orange Bowl)
Opp: 0 (by Nebraska, 1992 Orange Bowl; by Clemson, 1952 Gator Bowl; by Manhattan, 1933 Palm Festival)

Most Touchdowns:

6 (vs. NC State, 1998 Micron PC Bowl)
Opp: 5 (by Tennessee, 1986 Sugar Bowl; by Nebraska, 1962 Gotham Bowl; by Duquesne, 1934 Palm Festival)



Individual Bowl Records

RUSHING

Most Attempts:

30 (by Larry Jones vs. Nebraska, 1992 Orange Bowl)
Opp: 31 (by Fred Cone, Clemson, 1951 Orange Bowl)

Most Yards:

156 (by Edgerrin James vs. NC State, 1998 Micron PC Bowl)
Opp: 176 (by Rashon Spikes, NC State, 1998 Micron PC Bowl)

Most Touchdowns:

2 (by four players, last time by Edgerrin James and James Jackson, 1998 Micron PC Bowl)
Opp: 2 (by eight players, last time by Craig Krenzel and Maurice Clarett, Ohio State, 2003 Fiesta Bowl)

Longest Run From Scrimmage:

73 (by Clinton Portis vs. Georgia Tech, 2000 Gator Bowl)
Opp: 72 (by Gaston Green, UCLA, 1985 Fiesta Bowl)

Longest Touchdown Run from Scrimmage:

73 (by Clinton Portis vs. Georgia Tech, 2000 Gator Bowl)
Opp: 72 (by Gaston Green, UCLA, 1985 Fiesta Bowl)

PASSING

Most Attempts:

56 (by Gino Torretta vs. Alabama, 1993 Sugar Bowl)
Opp: 43 (by Gary Hollingsworth, Alabama, 1990 Sugar Bowl)

Most Completions:

31 (by Bernie Kosar vs. UCLA, 1985 Fiesta Bowl)
Opp: 27 (by Gary Hollingsworth, Alabama, 1990 Sugar Bowl)

Most Yards:

362 (by Ken Dorsey vs. Nebraska, 2002 Rose Bowl)
Opp: 252 (by Rex Grossman, Florida, 2001 Sugar Bowl)

Most Touchdowns:

4 (by Craig Erickson vs. Texas, 1991 Cotton Bowl)
Opp: 3 (by Gary Hollingsworth, 1990 Sugar Bowl)

Most Passes Intercepted:

5 (by Vinny Testaverde vs. Penn State, 1987 Fiesta Bowl)
Opp: 3 (by Jamie Barnette, NC State, 1998 Micron PC Bowl; by Peter Gardere, Texas, 1991 Cotton Bowl)

Longest Pass:

80 (by Scott Covington to Santana Moss vs. NC State, 1998 Micron PC Bowl)
Opp: 57 (by Craig Krenzel to Chris Gamble, Ohio State, 2003 Fiesta Bowl)

Longest Touchdown Pass:

80 (by Scott Covington to Santana Moss vs. NC State, 1998 Micron PC Bowl)
Opp: 33 (Steve Bono to Mike Young, UCLA, 1985 Fiesta Bowl)

OFFENSE

Most Total Offense:

362 (by Ken Dorsey vs. Nebraska, 2002 Rose Bowl)
Opp: 251 (by Rex Grossman, Florida, 2001 Sugar Bowl)

Most All-Purpose Yards:

282 (by Kevin Williams, -8 rush, 49 rec., 95 punt, 146 kick, vs. Alabama, 1993 Sugar Bowl)
Opp: 239 (by Gaston Green, 144 rush, 47 rec., 48 kick, UCLA, 1985 Fiesta Bowl)

RECEIVING

Most Receptions:

11 (by Kellen Winslow vs. Ohio State, 2003 Fiesta Bowl)
Opp: 8 (by Dez White, Georgia Tech, 2000 Gator Bowl; by O.J. Small, Florida, 2004 Peach Bowl)

Most Yards Receiving:

199 (by Andre Johnson vs. Nebraska, 2002 Rose Bowl)
Opp: 110 (by Reche Caldwell, Florida, 2001 Sugar Bowl)

Most Touchdowns:

2 (by Andre Johnson vs. Nebraska, 2002 Rose Bowl; by Wesley Carroll vs. Texas, 1991 Cotton Bowl; by Leonard Conley vs. Nebraska, 1989 Orange Bowl; by Glenn Dennison vs. Nebraska, 1984 Orange Bowl)
Opp: 2 (by Troy Dickey, Arizona, 1994 Fiesta Bowl)

Longest Reception:

80 (by Santana Moss from Scott Covington vs. NC State, 1998 Micron PC Bowl)
Opp: 57 (by Chris Gamble from Craig Krenzel, Ohio State, 2003 Fiesta Bowl)

Longest Touchdown Reception:

80 (by Santana Moss from Scott Covington vs. NC State, 1998 Micron PC Bowl)
Opp: 33 (Mike Young from Steve Bono, UCLA, 1985 Fiesta Bowl)

DEFENSE

Pass Interceptions:

4 (by Jim Dooley vs. Clemson, 1952 Gator Bowl)
Opp: 2 (5 times, most recent by Rhonde Barber, Virginia, 1996 CarQuest Bowl)

Longest Interception Return:

89 (by Al Hudson vs. Holy Cross, 1946 Orange Bowl)
Opp: 68 (by Chris White Tennessee, 1986 Sugar Bowl)

Longest Fumble Return:

79 (by Tremain Mack vs. Virginia 1996 CarQuest Bowl)
Opp: 31 (by Tom Bouie, Arizona, 1994 Fiesta Bowl)

SPECIAL TEAMS

Most Punts:

10 (by Mike Crissy vs. Arizona, 1994 Fiesta Bowl)
Opp: 9 (by John Bruno, Penn State, 1987 Fiesta Bowl)

Highest Punting Average:

46.0 (by Jeff Feagles vs. Penn St., 4-184, 1987 Fiesta Bowl)
Opp: 47.7 (by Andy Groom, Ohio State, 6-286, 2003 Fiesta Bowl)

Longest Punt:

55 (by Brian Monroe vs. Louisiana State, 2005 Peach Bowl)
Opp: 63 (by Andy Groom, Ohio State, 2003 Fiesta Bowl)

Most Punt Return Yards:

95 (by Kevin Williams vs. Alabama, 1993 Sugar Bowl)
Opp: 85 (by DeJuan Groce, Nebraska, 2002 Rose Bowl)

Longest Punt Return:

78 (by Kevin Williams vs. Alabama, 1993 Sugar Bowl)
Opp: 85 (by DeJuan Groce, Nebraska, 2002 Rose Bowl)

Most Kickoff Returns:

7 (by Kevin Williams vs. Alabama, 1993 Sugar Bowl)
Opp: 5 (by Josh Davis, Nebraska, 2002 Rose Bowl; by Kelly Campbell, Georgia Tech, 2000 Gator Bowl; by Damon Benning, Nebraska, 1995 Orange Bowl; by Richard Bell, Nebraska, 1989 Orange Bowl)

Most Kickoff Return Yards:

75 (by Daryl Jones vs. Florida, 2001 Sugar Bowl)
Opp: 119 (by Josh Davis, Nebraska, 2002 Rose Bowl)

Longest Kickoff Return:

45 (by Kevin Williams vs. Texas, 1991 Cotton Bowl)
Opp: 92 (by Willie Ress, Nebraska, 1962 Gotham Bowl)

SCORING

Most Points:

14 (by Nick Ryder vs. Nebraska, 2 rushing touchdowns & 2-pt. conversion reception, 1962 Gotham Bowl)
Opp: 14 (by Thornton, Nebraska, 2 rushing touchdowns & 2-pt. conversion rush, 1962 Gotham Bowl)

Most Touchdowns:

2 (by 10 players, last time by Andre Johnson vs. Nebraska, 2002 Rose Bowl)
Opp: 2 (by 14 players, last time by Joseph Addai, Louisiana State, 2005 Peach Bowl)

Most Field Goals Attempted:

4 (by Jon Peattie vs. Florida State, 2004 Orange Bowl; by Todd Sievers vs. Florida, 2001 Sugar Bowl)
Opp: 4 (by Chris Jackson, Louisiana State, 2005 Peach Bowl; by Brett Jaekle, Nevada, 2006 MPC Computers Bowl)

Most Field Goals Made:

3 (by Jon Peattie vs. Florida State, 2004 Orange Bowl; by Todd Sievers vs. Florida, 2001 Sugar Bowl)
Opp: 4 (by Brett Jaekle, Nevada, 2006 MPC Computers Bowl)

Longest Field Goal:

56 (by Greg Cox vs. Oklahoma, 1988 Orange Bowl)
Opp: 51 (by John Lee, UCLA, 1985 Fiesta Bowl)

Most PATs Attempted:

5 (by Todd Sievers vs. Nebraska, 2002 Rose Bowl; by Andy Crosland vs. NC State, 1998 Micron PC Bowl; by Carlos Huerta vs. Texas, 1991 Cotton Bowl)
Opp: 5 (by Fuad Reveiz, Tennessee, 1986 Sugar Bowl)

Most PATs Made:

4 (by seven players, last time by Todd Sievers vs. Nebraska, 2002 Rose Bowl)
Opp: 13 (by Todd Sievers vs. Florida, 2001 Sugar Bowl)



**2006 MPC COMPUTERS BOWL, DECEMBER 31, 2006
MIAMI 21, NEVADA 20**

BOISE, Idaho – Kirby Freeman threw for 272 yards and two long touchdowns and ran for another score, Chavez Grant made a game-saving interception with 18 seconds left, and the Hurricanes sent departing coach Larry Coker out with a dramatic 21-20 win over Nevada in the MPC Computers Bowl in Boise, Idaho.

On a cold night on a blue field, Grant made a great play at the end to secure that Miami would finish with a winning record for the ninth straight year. Nevada had a first down at the Miami 36 in the final minute, but Grant's diving pick sealed the win and got Coker the perfect sendoff that his players wanted.

Jeff Rowe threw a 27-yard touchdown pass to Marko Mitchell, and Brett Jaekle kicked four field goals for Nevada (8-5), including 44- and 40-yarders in the fourth quarter to get Nevada within a point. But the Wolf Pack got no closer, thanks largely to Grant's heroics at the end.

Freeman threw a 78-yard touchdown pass to Sam Shields with 5:59 left in the third quarter to break what was a 14-14 tie and put the Hurricanes (7-6) ahead for good. Freeman also had a 52-yard scoring pass to Ryan Moore late in the first half. Shields caught four passes for 101 yards for Miami, while Moore made only two catches, but finished with 96 yards for the Hurricanes, who held a slim 300-297 edge in total offense. Rowe was 20-of-31 for 192 yards for Nevada, and Robert Hubbard had 60 yards on 20 carries. Down by seven entering the final quarter against the fifth-ranked defense in the country, Nevada nearly pulled off a comeback. At the end, Rowe was trying to throw toward the right sideline, but Grant broke perfectly for the quick pass, lunged and cradled it as he sprawled to the blue turf -- as the Miami sideline broke into wild celebration.

SCORING

Miami	7	7	7	0	21
Nevada	2	9	3	6	20

- UM – Freeman 1 yard run (Peattie kick)
- NEV – Team safety (Freeman intentional grounding in end zone)
- NEV – Mitchell 27 pass from Rowe (Rowe run failed)
- UM – R. Moore 52 pass from Freeman (Peattie kick)
- NEV – Jaekle 33 field goal
- NEV – Jaekle 31 field goal
- UM – Shields 78 pass from Freeman (Peattie kick)
- NEV – Jaekle 44 field goal
- NEV – Jaekle 40 field goal

**2004 CHICK-FIL-A PEACH BOWL, DECEMBER 31, 2004
MIAMI 27, FLORIDA 10**

ATLANTA – The Miami Hurricanes were eliminated from the national championship early in the season and missed out on the conference championship late. They settled for the state title in the Chick-fil-A Peach Bowl. Devin Hester returned a blocked field goal 78 yards for a touchdown, Roscoe Parrish returned a punt 72 yards for a score and the 14th-ranked Hurricanes beat No. 20 Florida 27-10 at the Georgia Dome.

UM earned a third consecutive "state title" by beating Florida and Florida State in the same season and extended its winning streak against the Gators to six games. Brock Berlin finished 13 of 23 for 171 yards. He had a 20-yard touchdown pass to Ryan Moore in the third quarter that made it 24-3 and ended his career 5-0 as a starter against Miami's two biggest rivals - Florida and Florida State.

Although Berlin stayed perfect against in-state competition, Miami's special teams and defense did the most damage on New Year's Eve. Just four plays after a blocked punt gave the Gators great field position, defensive lineman Thomas Carroll blocked Matt Leach's 32-yard field goal attempt. Hester picked up the loose ball and sprinted the other way for a score. The momentum swing set the tone for the Hurricanes, who sacked Chris Leak on the next two plays and intercepted a pass late in the second quarter. Miami put constant pressure on Leak and finished with five sacks.

Leak overthrew O.J. Small one play after Frank Gore fumbled in Florida territory. Hester picked off the pass and snaked his way 28 yards across the field to put Miami back in field goal range. Jon Peattie nailed a 47-yarder to give the Canes a 10-3 lead. Miami forced Florida to punt on the ensuing possession, and Parrish caught the line-drive kick and ran untouched up the seam for a 72-yard score.

The Florida Cup trophy would remain in Coker's office, where it has been the last two years.

SCORING

(20) Florida	0	3	7	0	10
(14) Miami	7	10	7	3	27

- UM – Hester 78 blocked field goal return (Peattie kick)
- FLA – Leach 34-yard field goal
- MIA – Peattie 47-yard field goal
- MIA – Parrish 72 punt return (Peattie kick)
- UM – Moore 20 pass from Berlin (Peattie kick)
- FLA – Cornelius 45 pass from Leak (Leach kick)
- UM – Peattie 32-yard field goal

**2005 CHICK-FIL-A PEACH BOWL, DECEMBER 30, 2005
LOUISIANA STATE 40, MIAMI 3**

ATLANTA – Making his first career start, Matt Flynn threw for two touchdowns as No. 10 Louisiana State defeated No. 9 Miami, 40-3 in the Chick-fil-A Peach Bowl.

Flynn spearheaded a 17-point outburst in the second quarter with touchdown passes of 51 yards to Craig Davis and four yards to running back Joseph Addai that gave the Tigers (11-2) an 20-3 advantage at the break. He completed 13-of-22 passes for 196 yards without a turnover. With Flynn directing the offense, LSU rolled up 301 yards in the first half.

The Hurricanes suffered their worst bowl loss in their illustrious history, surpassing a 29-0 defeat to Arizona in the Fiesta Bowl in 1994. They finished the 2005 season with a 9-3 record.

On Miami's first possession, Devon Hester lined up at tailback and receiver and also took a direct snap at quarterback. Hester had two catches for 40 yards and six carries for 24 yards. Hester had a 24-yard run on the possession to set up a field goal. But overall, the junior and the Hurricanes were contained.

Miami's Kyle Wright completed 10-of-21 passes for 100 yards. Jon Peattie kicked a 21-yard field goal to open the scoring in the first quarter for Miami, which lost just its second bowl in its last nine contests.

SCORING

(9) Miami	3	0	0	0	3
(10) LSU	3	17	14	6	40

- UM – Peattie 21 yd field goal
- LSU – Jackson 37 yd field goal
- LSU – Davis 51 yd pass from Flynn (David kick)
- LSU – Jackson 47 yd field goal
- LSU – Addai 4 yd pass from Flynn (David kick)
- LSU – Addai 6 yd run (David kick)
- LSU – Hester 1 yd run (David kick)
- LSU – David 35 yd field goal
- LSU – Jackson 50 yd field goal

**2004 FED EX ORANGE BOWL, JANUARY 2, 2004
MIAMI 16, FLORIDA STATE 14**

MIAMI – Ninth-ranked Miami used all its energy to take a tense 16-14 victory over eighth-ranked Florida State in the FedEx Orange Bowl Classic at Pro Player Stadium, riding big performances by Jarrett Payton and Jon Peattie and a big play by D.J. Williams.

The Hurricanes (11-2) defeated the Seminoles (10-3) for the fifth straight time, benefiting from a crucial missed field goal for the fifth time in the scintillating series since 1991. Xavier Beitia, who was wide left on a potential game-winning 43-yard field goal in last year's loss at Miami, was wide right on a 39-yarder with 5 1/2 minutes to go. Florida State's defense held, but in punt formation on 4th-and-1 from its 31, Miami snapped the ball to blocker Williams, who rumbled 31 yards for a key first down that helped take two more minutes off the clock.

Peattie, who kicked three field goals and replaced Brian Monroe as punter, had a 45-yarder blocked with 2:18 left. Florida State moved into Miami territory before a succession of penalties and incompletions sealed its fate.

Payton, the son of the late Walter Payton, victimized FSU for 97 yards and a touchdown catch in a win in October and ran for 131 on 22 carries in his final college game and to earn Most Valuable Player honors.

Peattie's career-best 51-yard field goal early in the third quarter was the only scoring in a grueling second half. Beitia's miss came after FSU's seventh straight three-and-out possession. Miami's Brock Berlin had fumbled trying to sneak for a first down on 3rd-and-1.

SCORING

(9) Miami	3	10	3	0	16
(8) Florida State	0	14	0	0	14

- UM - Peattie 32-yard field goal
- FSU – Booker 9-yard pass from Rix (Beitia kick)
- FSU – Henshaw 7-yard pass from Rix (Beitia kick)
- UM – T. Moss 3-yard run (Peattie kick)
- UM – Peattie 44-yard field goal
- UM – Peattie 51-yard field goal



2003 FIESTA BOWL, JANUARY 3, 2003 - BCS CHAMPIONSHIP GAME
OHIO STATE 31, MIAMI 24 (2 OT)

TEMPE, Ariz. – Miami's 34-game winning streak came to an end in as Ohio State defeated the Hurricanes 31-24 in double overtime to win the Fiesta Bowl and the national championship. Maurice Claret scored his second touchdown on a five-yard run in the second overtime and Ohio State forced an incomplete pass by a rushed Ken Dorsey on the final play. Quarterback Craig Krenzler had a pair of touchdown runs for the Buckeyes (14-0), who ended Miami's winning streak – the sixth-longest in college football history – in a game of high drama that was prolonged by a controversial pass interference call. It was the first-ever overtime in a BCS title game, despite Miami turning the ball over five times and losing Willis McGahee to a knee injury in the fourth quarter. On the final play of regulation, Todd Sievers kicked a 40-yard field goal to tie it at 17-17. The Hurricanes had the ball first in overtime and Kellen Winslow Jr. caught a seven-yard TD pass from Dorsey. A controversial pass interference penalty allowed Ohio State to tie the game. On 4th-and-goal from the 5, Glenn Sharpe batted away a pass intended for Chris Gamble. Miami began its celebration, but Sharpe was flagged. Krenzler then scored on a one-yard run. The Buckeyes had the ball first in the second overtime and scored on a five-yard TD run by Claret. Miami kept its season alive on a seven-yard pass from Dorsey to Winslow on 4th-and-3. A pass interference gave the Hurricanes a first down inside the 5, but that was as far as they would get.

SCORING

(2) Ohio State	0	14	3	0	14	31
(1) Miami	7	0	7	3	7	24

- UM - Parrish 25-yard pass from Dorsey (Sievers kick)
- OSU - Krenzler 1-yard run (Nugent kick)
- OSU - Claret 1-yard run (Nugent kick)
- OSU - Nugent 44-yard field goal
- UM - McGahee 9-yard run (Sievers kick)
- UM - Sievers 40-yard field goal
- UM - Winslow 7-yard pass from Dorsey (Sievers kick)
- OSU - Krenzler 1-yard run (Nugent kick)
- OSU - Claret 5-yard run (Nugent kick)

2000 GATOR BOWL, JANUARY 1, 2000
MIAMI 28, GEORGIA TECH 13

JACKSONVILLE – The 23rd-ranked Hurricanes routed No. 15 Georgia Tech, 28-13, behind a dominating defensive performance that held the Yellow Jackets offense (ranked No. 1 nationally and second in scoring with an average of 40.7 points a game) to a season-low 13 points. The Hurricanes struck on their opening possession with an eight-yard James Jackson touchdown run. Miami then took a 14-point lead early in the second quarter when sophomore quarterback Kenny Kelly capped a 73-yard drive with a 15-yard touchdown strike to Andre King. Following a Tech score, freshman All-America tailback Clinton Portis set a UM bowl record with a 73-yard touchdown run to give the 'Canes a 21-7 halftime lead. Georgia Tech could only muster a pair of second half field goals as the UM defense, behind the play of Gator Bowl MVP Nate Webster, shut down the Tech attack.

SCORING

(23) Miami	7	14	0	7	-	28
(15) Georgia Tech	0	7	6	0	-	13

- UM - Jackson 8 run (Crosland kick)
- UM - King 15 pass from Kelly (Crosland kick)
- GT - Hamilton 17 run (Manger kick)
- UM - Portis 73 run (Crosland kick)
- GT - Manger 25 FG
- GT - Manger 36 FG
- UM - Wayne 17 pass from Dorsey (Crosland kick)

2002 ROSE BOWL, JANUARY 3, 2002 - BCS CHAMPIONSHIP GAME
MIAMI 37, NEBRASKA 14 ***NATIONAL CHAMPIONS***

PASADENA, Calif. – The Miami Hurricanes lowered the boom on the Nebraska Cornhuskers in a decisive 37-14 victory in the 88th Rose Bowl game for the National Championship. Just four years removed from a losing season, Miami claimed its fifth national title in football and returned to the top of the college football world with an impressive performance worthy of the Hurricanes' championship heritage that placed this 2001 team as perhaps the school's best ever.

Miami's 12-0 season was capped by a performance indicative of much of the Hurricanes' season, as UM piled up a huge halftime lead and cruised to the victory. The top-ranked Hurricanes used three touchdown passes by Ken Dorsey to build a big early lead. Andre Johnson caught seven passes for 199 yards and two scores for the Hurricanes, who laid claim to their first national title since 1991 in Larry Coker's first season as head coach.

Dorsey and Johnson shared Most Valuable Player honors and were helped by Clinton Portis, who carried 20 times for 104 yards and a score. Miami forced an NCAA-high 45 turnovers this season and three in the first half alone, including a pivotal interception by James Lewis, to roar to a 34-0 halftime lead and hand Nebraska a second straight humbling defeat. Dorsey completed 22-of-35 passes for 362 yards, including 258 in the first half.

SCORING

(1) Miami	7	27	0	3	37
(4) Nebraska	0	0	7	7	14

- UM - Johnson 49-yard pass from Dorsey (Sievers kick)
- UM - Portis 39-yard run (Sievers kick)
- UM - Lewis 47-yard interception return (Sievers kick)
- UM - Shockey 21-yard pass from Dorsey (kick failed)
- UM - Johnson 8-yard pass from Dorsey (Sievers kick)
- NU - Davies 16-yard run (Brown kick)
- NU - Groce 71-yard punt return (Brown kick)
- UM - Sievers 37-yard field goal

1998 MICRON PC BOWL, DECEMBER 29, 1998
MIAMI 46, NC STATE 23

MIAMI – 24th-ranked Miami defeated North Carolina State, 46-23, at the 1998 Micron PC Bowl. Scott Covington earned game MVP honors, finishing with 320 yards passing and two touchdowns on a 17-of-24 performance. His favorite target was Santana Moss, who had five catches for 141 yards including an 80-yard touchdown pass. Edgerrin James led the ground attack with 156 yards on 20 carries. UM's offense set a bowl record with 594 total yards. The defense made six tackles for loss and set a Micron PC bowl record with five interceptions. Linebacker Dan Morgan made 12 tackles and a forced fumble.

SCORING

(24) Miami	14	13	3	16	46
North Carolina St.	7	3	7	6	23

- UM - King 4 pass from Covington (Crosland kick)
- NCS - Barnette 1 rush (Deskevich kick)
- UM - James 5 rush (Crosland kick)
- UM - Moss 80 pass from Covington (kick blocked)
- NCS - Deskevich 28 FG
- UM - James 2 rush (Crosland kick)
- UM - Crosland 31 FG
- NCS - Spikes 30 rush (Deskevich kick)
- UM - Jackson 13 rush (pass failed)
- UM - Jackson 25 rush (Crosland kick)
- NCS - Coleman 7 pass from Barnette (rush failed)
- UM - Gaitan 29 FG

2001 SUGAR BOWL, JANUARY 2, 2001
MIAMI 37, FLORIDA 20

NEW ORLEANS, La. – Second-ranked Miami defeated No. 7 Florida, 37-20, in the Nokia Sugar Bowl to wrap up the Hurricanes' best season since 1994 at 11-1 and second in the national rankings.

The Hurricanes led, 27-20, with 12:50 remaining when UM turned to running back Clinton Portis who sparked a 10-play march that culminated in a 29-yard field goal by Todd Sievers. Portis carried six times for 49 yards on the drive, including a 35-yard scamper to the 11-yard line. Portis finished with 97 yards on 18 carries.

On the first play of the ensuing possession, cornerback Phillip Buchanon picked off Rex Grossman to set up a three-yard touchdown run by Najeh Davenport that gave Miami control. Quarterback Ken Dorsey was named the game's Most Valuable Player, completing 22-of-40 passes for 270 yards and three TDs. His two-yard scoring toss to Davenport gave the Hurricanes a 27-17 lead late in the third quarter.

SCORING

(2) Miami	10	3	14	10	37
(7) Florida	7	3	7	3	20

- UF - Wells 23 pass from Grossman (Chandler kick)
- UM - Sievers 44 FG
- UM - Shockey 8 pass from Dorsey (Sievers kick)
- UM - Sievers 29 FG
- UF - Chandler 51 FG
- UF - Graham 36 run (Chandler kick)
- UM - Williams 19 pass from Dorsey (Sievers kick)
- UM - Davenport 2 pass from Dorsey (Sievers kick)
- UF - Chandler 26 FG
- UM - Sievers 29 FG
- UM - Davenport 3 run (Sievers kick)

1996 CARQUEST BOWL, DECEMBER 27, 1996
MIAMI 31, VIRGINIA 21

MIAMI – The Hurricanes won the 1996 Carquest Bowl in entertaining fashion with a 31-21 triumph over the University of Virginia. Defensive standout Tremain Mack provided the fireworks with a pair of Miami touchdowns. Mack, who was a unanimous choice for game MVP, returned a UVA fumble 79 yards for a touchdown to give UM a 14-0 first quarter lead. Mack then gave the 'Canes an insurmountable 24-7 lead when he picked off Cavalier quarterback Tim Sherman in the second quarter and raced 42 yards to pay dirt. Mack continued his heroics in the third quarter by blocking a Rafeal Garcia 29-yard field goal attempt, the first of two blocked FGs by the 'Canes. Ryan Clement ignited the Hurricane offense throwing for a career-best 274 yards and one touchdown on 16-of-26 passing.

SCORING

(19) Miami	14	10	0	7	31
Virginia	7	0	7	7	21

- UM - Green 70 pass from Clement (Crosland kick)
- UM - Mack 79 fumble return (Crosland kick)
- UVA - Crowell 29 pass from Brooks (Garcia kick)
- UM - Crosland 20 FG
- UM - Mack 42 interception return (Crosland kick)
- UVA - Brooks 1 rush (Garcia kick)
- UM - T. Jones 2 rush (Crosland kick)
- UVA - T. Jones 3 rush (Garcia kick)



1995 ORANGE BOWL, JANUARY 1, 1995
NEBRASKA 24, MIAMI 17

MIAMI – The third-ranked Hurricanes' dream of a fifth national title was dashed in front of a record crowd of 81,753 as the top-ranked Nebraska Cornhuskers overcame a 17-9 deficit with two fourth quarter touchdowns to propel them to a 24-17 victory and the 1994 national championship. Nebraska's defense took control after halftime by putting relentless pressure on UM quarterback Frank Costa and sacking him four times in the half (five times in the game), including one for a safety early in the third quarter. Miami's defense came up big, forcing two Nebraska turnovers. But Nebraska and its bruising offensive line controlled the final quarter of play. Nebraska starting quarterback, Tommie Frazier, returned from injury in the fourth quarter to lead the Huskers' punishing rushing attack to two late touchdowns and the victory.

SCORING

(3) Miami	10	0	7	0	17
(1) Nebraska	0	7	2	15	24

UM - Prewitt 44 FG

UM - T. Jones 35 pass from Costa (Prewitt kick)

NEB - Gilman 19 pass from Berringer (Sieler kick)

UM - J. Harris 44 pass from Costa (Prewitt kick)

NEB - Safety, Harris tackled Costa in end zone

NEB - Schlesinger 15 run (Alford pass from Frazier)

NEB - Schlesinger 14 run (Sieler kick)

1994 FIESTA BOWL, JANUARY 1, 1994
ARIZONA 29, MIAMI 0

TEMPE, Ariz. – The No. 10-ranked Hurricanes fell victim to the 16th-ranked Arizona Wildcats, 29-0, in the 23rd annual IBM OS/2 Fiesta Bowl before a sellout crowd of 72,260 and a national television audience. The Wildcats used a strong ground attack and stifling defense to hand the 'Canes their first shutout since 1979, a span of 168 games. It was also the first time that Miami had been shutout in a bowl game since a 26-0 loss to Bucknell in the 1935 Orange Bowl. The only bright spot for the 'Canes was receiver Chris T. Jones, who had six receptions for 98 yards. The loss dropped Miami out of the Associated Press top 10 for the first time since September of 1985, as the 'Canes finished 15th in both the AP and CNN/USA Today polls.

SCORING

(10) Miami	0	0	0	0	0
(16) Arizona	9	7	6	7	29

UA - Dickey 13 pass from White (kick blocked)

UA - McLaughlin 39 FG

UA - Levy 68 rush (McLaughlin kick)

UA - McLaughlin 31 FG

UA - McLaughlin 21 FG

UA - Dickey 14 pass from White

(McLaughlin kick)

1993 SUGAR BOWL, JANUARY 1, 1993
ALABAMA 34, MIAMI 13

NEW ORLEANS, La. – The No. 1-ranked Hurricanes' dream of a second consecutive national championship and an unprecedented fifth title in 10 years ended with a 34-13 defeat at the hands of No. 2-ranked Alabama. A national-television audience (the most watched college football game of the year with an 18.2 Nielsen rating) and a raucous Louisiana Superdome crowd of 76,789 saw the two teams with the longest current win streaks (Miami 29, Alabama 22) in college football do battle. Gino Torretta set a UM bowl record with 56 pass attempts, throwing for 278 yards on 24-of-56 passing, but had no TDs and three interceptions. A bright spot in the second half for Miami was Kevin Williams' Sugar Bowl-record 78-yard punt return for a touchdown in the fourth quarter.

SCORING

(1) Miami	3	3	0	7	13
(2) Alabama	3	10	14	7	34

UA - Proctor 19 FG

UM - Prewitt 49 FG

UA - Proctor 23 FG

UA - Williams 2 rush (Proctor kick)

UM - Prewitt 42 FG

UA - Lassic 1 rush (Proctor kick)

UA - Teague 31 interception return (Proctor kick)

UM - Kevin Williams 78 punt return (Prewitt kick)

UA - Lassic 4 rush (Proctor kick)

1992 ORANGE BOWL, JANUARY 1, 1992 *NATIONAL CHAMPIONS*****
MIAMI 22, NEBRASKA 0

MIAMI – The No. 1-ranked Hurricanes capped a 12-0 season and claimed their fourth national championship in nine years by dominating the Big Eight Champion Nebraska Cornhuskers, 22-0, in front of an Orange Bowl crowd of 77,747 and a national television audience. Miami used the running of freshman Larry Jones, who responded with a career-high 144 yards rushing (earning him MVP honors) and a dominating defense to roll to victory. Miami played with the knowledge that earlier that day the No. 2-ranked Washington Huskies had soundly defeated the Michigan Wolverines in the Rose Bowl, and would ultimately claim a co-national championship with the Hurricanes. The Miami defense held Nebraska to a single yard of offense in the first quarter and 62 total in the first half en route to its second shutout of the year, and the first suffered by a Nebraska team since 1973. For the game, the UM defense recorded two interceptions, two fumble recoveries and five sacks, four by sophomore Rusty Medearis.

SCORING

(1) Miami	13	0	9	0	22
(11) Nebraska	0	0	0	0	0

UM - Williams 8 pass from Torretta (Huerta kick)

UM - Huerta 24 FG

UM - Huerta 24 FG

UM - L. Jones 1 run (2-point conversion failed)

UM - Huerta 54 FG

1991 COTTON BOWL, JANUARY 1, 1991
MIAMI 46, TEXAS 3

DALLAS – The No. 4-ranked Hurricanes won the team's fourth consecutive bowl game in dominating fashion over No. 3-ranked Texas, 46-3, the most lopsided score in Cotton Bowl history. The Miami defense held Texas to minus-four yards total offense in the first stanza. Craig Erickson, the game's outstanding offensive player, completed 17 of 26 passes for 272 yards and set a Cotton Bowl record with four TDs. Russell Maryland, the game's outstanding defensive player, had nine tackles and three sacks. Miami's defense set a Cotton Bowl mark with nine sacks and Carlos Huerta's 50-yard field goal tied a Cotton Bowl record.

SCORING

(4) Miami	12	7	14	13	46
(3) Texas	0	3	0	0	3

UM - Huerta 28 FG

UM - Huerta 50 FG

UM - Carroll 12 pass from Erickson (pass failed)

UT - Pollak 29 FG

UM - Carroll 24 pass from Erickson (Huerta kick)

UM - D. Smith 34 interception return (Huerta kick)

UM - Hill 48 pass from Erickson (Huerta kick)

UM - Bethel 4 pass from Erickson (kick failed)

UM - Conley 26 run (Huerta kick)

1990 SUGAR BOWL, JANUARY 1, 1990 *NATIONAL CHAMPIONS*****
MIAMI 33, ALABAMA 25

NEW ORLEANS, La. – Miami solidified its title of "Team of the '80s" with its third national championship in seven years by handing Alabama a 33-25 defeat in the USF&G Sugar Bowl. Miami closed out its scoring by capitalizing on a Charles Pharms interception with an 88-yard drive that Craig Erickson finished off by finding tight end Randy Bethel open for a 12-yard touchdown reception. The Tide managed one more touchdown and two-point conversion with a minute remaining.

SCORING

(2) Miami	7	13	6	7	33
(7) Alabama	0	17	0	8	25

UM - McGuire 3 run (Huerta kick)

UA - Battle 4 pass from Hollingsworth (Doyle kick)

UM - Carroll 19 pass from Erickson (kick blocked)

UA - Doyle 45 FG

UM - Johnson 3 run (Huerta kick)

UA - Russell 7 pass from Hollingsworth (Doyle kick)

UM - Chudzinski 11 pass from Erickson (conversion failed)

UM - Bethel 12 pass from Erickson (Huerta kick)

UA - Wimbley 9 pass from Hollingsworth (Russell pass to Hollingsworth)



1989 ORANGE BOWL, JANUARY 2, 1989
MIAMI 23, NEBRASKA 3

MIAMI – For the first time in four years, Miami was not playing for the national title in its New Year’s bowl game. Moments before kickoff of the 55th annual Orange Bowl Classic vs. Nebraska, the ‘Canes learned that the No. 1 ranked team, Notre Dame, had defeated West Virginia in the Fiesta Bowl. As the nation tuned in to the Orange Bowl, many felt the University of Miami would come out flat, knowing that all possibility of a repeat national title had been lost. UM showed its true mettle, dominating the Big Eight Champions on offense, defense, and special teams from the opening kickoff. The statistics backed up the scoreboard as the ‘Canes held a 212-29 advantage in total yards and an 11-2 edge in first downs.

SCORING

(6) Nebraska	0	0	3	0	3
(2) Miami	7	13	0	3	23

- UM - Conley 22 pass from Walsh (Huerta kick)
- UM - Huerta 18 FG
- UM - Conley 42 pass from Walsh (Huerta kick)
- UM - Huerta 37 FG
- NEB - Barrios 50 FG
- UM - Huerta 37 FG

1985 FIESTA BOWL, JANUARY 1, 1985
UCLA 39, MIAMI 37

TEMPE, Ariz. – The Hurricanes were dealt a narrow 39-37 defeat by the UCLA Bruins in the Fiesta Bowl to cap the 1984 season. The lead changed hands seven times before the Bruins’ John Lee kicked the deciding field goal with 51 seconds remaining. Melvin Bratton had put Miami ahead on a 3-yard TD pass from Bernie Kosar with 2:58 left, giving UM a 37-36 advantage. The Bruins used eight plays to move 61 yards to the Hurricane seven, setting up Lee’s heroics.

SCORING

(13) Miami	14	7	3	13	37
(14) UCLA	7	15	7	10	39

- UCLA - Green 6 run (Lee kick)
- UM - Oliver 34 run (Cox kick)
- UM - Eddie Brown 68 punt return (Cox kick)
- UM - Blades 48 pass from Kosar (Cox kick)
- UCLA - Green 72 run (Lee kick)
- UCLA - Safety, Shinnick tackled Tuten in end zone
- UCLA - Lee 51 FG
- UCLA - Lee 33 FG
- UM - Cox 31 FG
- UCLA - Sherrard 10 pass from Bono (Lee kick)
- UCLA - Young 33 pass from Bono (Lee kick)
- UM - Bratton 19 run (pass failed)
- UM - Bratton 3 pass from Kosar (Cox kick)
- UCLA - Lee 23 FG

1988 ORANGE BOWL, JANUARY 1, 1988 *NATIONAL CHAMPIONS*****
MIAMI 20, OKLAHOMA 14

MIAMI – For the second time in five years, the University of Miami Hurricanes were champions of the college football world. Just as they had done in 1983, the ‘87 ‘Canes knocked off the nation’s No.1-ranked team in the New Year’s Day Orange Bowl Classic. The second-ranked Hurricanes capped the school’s second straight undefeated regular season with a 20-14 victory over Oklahoma. Sophomore quarterback Steve Walsh hit on 18-of-30 passing for 209 yards and two touchdowns. Senior fullback Melvin Bratton nearly broke a UM single game receiving mark by hauling in nine catches for 102 yards before leaving the game with a knee injury. Bernard Clark stepped into the spotlight at middle linebacker and walked away with the game’s MVP award after recording 12 unassisted tackles and 14 overall stops, while the entire defensive unit limited the Sooners to just 255 yards in total offense.

SCORING

(1) Oklahoma	0	7	0	7	14
(2) Miami	7	0	10	3	20

- UM - Bratton 30 pass from Walsh (Cox kick)
- OU - Stafford 1 run (Lashar kick)
- UM - Cox 56 FG
- UM - Irvin 23 pass from Walsh (Cox kick)
- UM - Cox 48 FG
- OU - Hutson 29 run (Lashar kick)

1984 ORANGE BOWL, JANUARY 2, 1984 *NATIONAL CHAMPIONS*****
MIAMI 31, NEBRASKA 30

MIAMI – In what many called the most exciting college football game ever played, UM ended a story-book climb to the national title by dealing Nebraska a 31-30 defeat. UM quarterback Bernie Kosar earned MVP honors by throwing for a Orange Bowl-record 300 yards. Linebacker Jack Fernandez was named Defensive MVP as the ‘Canes contained a Nebraska offense that had set numerous NCAA records. Late in the game, Jeff Smith set Nebraska up for the potential win with a 24-yard touchdown run to pull the Huskers to within one. Then, Nebraska lined up for a two-point attempt. Turner Gill rolled right under pressure and lofted a pass toward Smith, but UM strong safety Ken Calhoun batted it away to seal the UM win.

SCORING

(5) Miami	17	0	14	0	31
(1) Nebraska	0	14	3	13	30

- UM - Dennison 2 pass from Kosar (Davis kick)
- UM - Davis 45 FG
- UM - Dennison 22 pass from Kosar (Davis kick)
- UM - Cox 31 FG
- NEB - Steinkuhler 19 run (Livingston kick)
- NEB - Gill 1 run (Livingston kick)
- NEB - Livingston 34 FG
- UM - Highsmith 1 run (Davis kick)
- UM - Bentley 7 run (Davis kick)
- NEB - Smith 1 run (Livingston kick)

1987 FIESTA BOWL, JANUARY 2, 1987
PENN STATE 14, MIAMI 10

TEMPE, Ariz. – A national television audience watched the “Battle For No. 1” one day following the completion of all other bowl games. While the nation nervously watched, the Hurricanes found themselves 77 yards from the national championship with just over three minutes remaining to play. Vinny Testaverde went to work and engineered a thrilling drive that included a 31-yard strike to Brian Blades on a fourth-and-six play from Miami’s own 27. The pass to Blades was the first of six consecutive completions by Testaverde that brought Miami to PSU’s 6-yard line. However, with 18 seconds remaining, Pete Gifopoulos ended UM’s drive for the national title by intercepting a Testaverde pass at the goal line. The ‘Canes finished with 445 total yards and 22 first downs while holding PSU to Fiesta Bowl records of 162 yards and just eight first downs. But seven turnovers tripped the ‘Canes on the road to the national title and UM settled for a final ranking of second in both AP and UPI polls.

SCORING

(1) Miami	0	7	0	3	10
(2) Penn State	0	7	0	7	14

- UM - Bratton 1 run (Cox kick)
- PSU - Shaffer 4 run (Manca kick)
- UM - Selig 38 FG
- PSU - Dozier 6 run (Manca kick)

1981 PEACH BOWL, JANUARY 2, 1981
MIAMI 20, VIRGINIA TECH 10

ATLANTA, Ga. – The Hurricanes embarked on their first post-season bowl appearance since 1967, squaring off against Virginia Tech on a clear Georgia day at Fulton County Stadium. Howard Schnellenberger’s troops set the pace early with two long scoring drives that proved to be the winning margin. UM took the opening kickoff 68 yards to paydirt, with QB Jim Kelly hitting Larry Brodsky on a 15-yard strike to culminate the nine-play drive. On Miami’s third possession, Kelly connected through the air three times to spark a 10-play, 99-yard drive. Chris Hobbs did the honors with a 12-yard scamper up the middle to cap the drive. The Hokies closed the gap to 14-10 early in the second half, but two field goals by Danny Miller assured Miami of its first bowl victory since 1966. Kelly was selected the game’s outstanding player on offense, while UM middle guard Jim Burt was named defensive MVP.

SCORING

(20) Miami	7	7	3	3	20
Virginia Tech	0	3	7	0	10

- UM - Brodsky 15 pass from Kelly (Miller kick)
- UM - Hobbs 12 run (Miller kick)
- VT - Laury 42 FG
- VT - Lawrence 1 run (Laury kick)
- UM - Miller 31 FG
- UM - Miller 37 FG

1986 SUGAR BOWL, JANUARY 1, 1986
TENNESSEE 35, MIAMI 7

NEW ORLEANS, La. – Amid the revelry of New Orleans’ Bourbon Street, the 1986 Sugar Bowl had it all. Miami, with one of the most dominant offenses in college football, was shooting for the national championship. The Volunteers, an underrated team who rolled into New Orleans with a hard-fought SEC title, were looking for the national respect they felt had eluded them. The week prior to the game, UM coach Jimmy Johnson constantly stressed that the Vols were better than their No. 8 national ranking. Much to his chagrin, Johnson proved to be a prophet, as Tennessee used a solid offense and an opportunistic defense to down the second-ranked ‘Canes. Despite constant pressure, Vinny Testaverde threw for 217 yards on 20 of 36 passing. UT QB Daryl Dickey, who earned MVP honors, finished with 131 yards on 15 of 25 passes.

SCORING

(2) Miami	7	0	0	0	7
(8) Tennessee	0	14	14	7	35

- UM - Irvin 18 pass from Testaverde (Cox kick)
- UT - Smith 6 pass from Dickey (Revezick kick)
- UT - McGee recovered fumble in end zone (Revezick kick)
- UT - Henderson 1 run (Revezick kick)
- UT - Powell 60 run (Revezick kick)
- UT - Wilson 6 run (Revezick kick)

1967 BLUEBONNET BOWL, DECEMBER 23, 1967
COLORADO 31, MIAMI 21

HOUSTON – In a wild scoring spectacle, Colorado won 31-21 after the lead had changed hands five times at Rice Stadium. In the first quarter, CU’s Larry Plantz scored from seven yards out, then Miami came back with Joe Mira’s score from the two. UM moved ahead moments later as Jimmy Dye stole a pass from Dan Kelly and ran 77 yards. A field goal by John Farler just before half, followed by an 80-yard TD march with the second half kickoff, put the Buffs ahead 17-14. UM regained the lead 21-17 in the fourth on an 85-yard drive sparked by Bill Miller’s four completions to Jerry Daanen, the last one for a nine yard TD. With six minutes left, CU surged ahead again on a 38-yard run by Bob Anderson.

SCORING

Miami	0	14	0	7	21
Colorado	7	3	7	14	31

- CU - Plantz 7 run (Farler kick)
- UM - Mira 2 run (Harris kick)
- UM - Dye 77 pass interception return (Harris kick)
- CU - Farler 31 FG
- CU - B. Anderson 2 run (Bartelt kick)
- UM - Daanen 9 pass from Miller (Harris kick)
- CU - B. Anderson 38 run (Bartelt kick)
- CU - Cooks 2 run (Farler kick)



1966 LIBERTY BOWL, DECEMBER 10, 1966
MIAMI 14, VIRGINIA TECH 7

MEMPHIS, Tenn. – Playing in frigid 36-degree weather in Memphis, Miami found itself on the trailing end of a 7-0 score at half-time, but in the end proved to be too powerful for Virginia Tech. Tech's only score of the game came early in the opening quarter after Jim Richard blocked Bobby Stokes' punt deep in UM territory. It took the Virginians five plays to go 21 yards for the TD. Miami tied the game in the third period on a 53-yard drive, highlighted by Bill Miller's passing and the running of Joe Mira. Miller threw seven yards to Mira and Ray Harris made good on his conversion try. A 7-yard march in the final quarter brought UM its winning TD. On the drive, Miller completed three passes to end Jimmy Cox (12, 11, and 38 yards), and Doug McGee barreled over from the one on four down with 8:05 left in the game. Miami's potent defense was led by All-American Ted Hendricks.

SCORING

(9) Miami	0	0	7	7	14
Virginia Tech	7	0	0	0	7

VT - Francisco 1 run (Utin kick)
UM - J. Mira 7 pass from Miller (Harris kick)
UM - McGee 1 run (Harris kick)

1962 GOTHAM BOWL, DECEMBER 15, 1962
NEBRASKA 36, MIAMI 34

NEW YORK – Played in freezing 17-degree weather in icy, snow-banked Yankee Stadium, the lead changed hands six times before Nebraska won 36-34. The Hurricanes rolled up 502 yards to Nebraska's 296 and had a 34-12 edge in first downs. UM quarterback George Mira shattered his UM passing record with 24 completions for 321 yards and two touchdowns, earning him MVP honors.

SCORING

Miami	6	14	7	7	34
Nebraska	6	14	8	8	36

NEB - Thornton 1 run (run failed)
UM - Rizzo 10 pass from Mira (pass failed)
UM - Spinelli 30 pass from Mira (pass failed)
NEB - Ross 92 kickoff return (Johnson kick)
UM - Ryder 1 run (Ryder pass from Mira)
NEB - Eger 6 pass from Claridge (Johnson kick)
UM - Bennett 3 run (Wilson kick)
NEB - Thornton 1 run (Claridge kick)
NEB - Ross 1 run (Thornton run)
UM - Ryder 1 run (Wilson kick)

1961 LIBERTY BOWL, DECEMBER 16, 1961
SYRACUSE 15, MIAMI 14

PHILADELPHIA – Miami broke away to a 14-0 lead at halftime but Syracuse, led by Heisman Trophy winner Ernie Davis, came back in the game's waning minutes to win, 15-14. Jim Vollenweider ran 12 yards for Miami's first TD in the opening quarter, while the other came on a 60-yard punt return by Nick Spinelli seconds before the half ended. Davis put Syracuse back in it with a score in the third period. Dave Sarette passed to Easterly for a two point conversion. Syracuse's other tally came on a final period pass, Sarette to Easterly. The winning point was kicked by Ken Erickson.

SCORING

Miami	6	8	0	0	14
(14) Syracuse	0	0	8	7	15

UM - Vollenweider 12 run (kick failed)
UM - Spinelli 60 punt return (Miller pass from Mira)
SU - Davis 1 run (Easterly pass from Sarette)
SU - Easterly 7 pass from Sarette (Erickson kick)

1952 GATOR BOWL, JANUARY 2, 1952
MIAMI 14, CLEMSON 0

JACKSONVILLE – When injuries cost Miami its backfield ace Frank Smith and several linemen prior to the game, Clemson became a heavy favorite. UM coach Andy Gustafson even had to start freshmen. One of them, end Frank McDonald, caught a pass to set up a touchdown. Ed Lutes caught a 46-yard aerial to set up another. Harry Mallios made both TDs, the first on a pitchout from Jack Hackett in the first quarter, the other on a short leap in the second period. Elmer Tremont converted after both scores and contributed much towards frustrating Clemson's scoring ambitions with his punting. He booted nine times for an average of 44.5 yards per kick. Miami's defensive standout was Jim Dooley, the MVP. He intercepted four passes to set a Gator Bowl record.

SCORING

Miami	7	7	0	0	14
(19) Clemson	0	0	0	0	0

UM - Mallios 11 run (Tremont kick)
UM - Mallios 2 run (Tremont kick)

1951 ORANGE BOWL, JANUARY 1, 1951
CLEMSON 15, MIAMI 14

MIAMI – After being run over in the first half, Miami caught fire in the third period and moved ahead 14-13. Harry Mallios took a pitchout from Bob Schneiderbach five yards for Miami's first TD. Frank Smith tallied the other on a 14-yard pass from Jack Hackett. Gordon Watson kicked both extra points. Heading for another score, UM drew three successive 15-yard penalties. One nullified a score, the others negated good runs. Another penalty sent UM back to its one, then a safety gave Clemson a 15-14 victory.

SCORING

(15) Miami	0	0	14	0	14
(10) Clemson	0	7	6	2	15

CU - Cone 1 run (Radcliff kick)
CU - G. Smith 7 pass from Hair (kick failed)
UM - Mallios 5 run (Watson kick)
UM - F. Smith 14 pass from Hackett (Watson kick)
CU - Safety, F. Smith tackled in end zone by S. Smith

1946 ORANGE BOWL, JANUARY 1, 1946
MIAMI 13, HOLY CROSS 6

MIAMI – This was a tense, thrilling struggle with each club scoring once in the opening half and missing the extra point. Joe Krull tallied for UM on a reverse and Walter Brennan scored for Holy Cross on a pass from Stan Kozlowski. Seconds before the end of the game, the Crusaders tried a long, desperation pass attempt thrown by halfback Gene DeFilippo. Holy Cross end Frank Parker, open downfield, reached for it but the ball bounced off his hands into the waiting left hand of Hurricane halfback Al Hudson. Hudson juggled the ball momentarily, and then the former Miami Edison High track star was on his way down the sideline on an 89-yard sprint to fame. The game ended as galloping Hudson shot past the 35-yard line, but he kept on going. Harry Ghaul's extra point was anticlimactic, but the final count read UM 13, Holy Cross 6.

SCORING

Miami	0	6	0	7	13
(16) Holy Cross	0	6	0	0	6

UM - Krull 1 run (kick blocked)
HC - Brennan 16 pass from Brennan (kick failed)
UM - Hudson 89 interception return (Ghaul kick)

1935 ORANGE BOWL, JANUARY 1, 1935
BUCKNELL 26, MIAMI 0

MIAMI – This New Year's game was moved to a wooden stadium on the site of the present Orange Bowl, and the Miami-Bucknell battle inaugurated what is today known as the Orange Bowl Classic. Bucknell, the champion of the smaller eastern colleges, had a sensational backfield and Miami never had a chance. UM failed to complete a single pass in 10 tries. Bucknell won 26-0. UM was coached by Tom McCann.

SCORING

Bucknell	0	7	6	13	26
Miami	0	0	0	0	0

BU - Smith 3 run (Dobie kick)
BU - Miller 4 run (kick failed)
BU - Smith 8 run (kick failed)
BU - Resnichak 10 run (Dobie kick)

1934 PALM FESTIVAL, JANUARY 1, 1934
DUQUESNE 33, MIAMI 7

MIAMI – The Hurricanes met a Duquesne 11 ranked among the nation's best and coached by Elmer Layden, one of the famed Four Horsemen of Notre Dame. Duquesne used three units, and Miami, which scarcely had any reserve talent, was worn down as DU ran wild in the fourth quarter to win big. UM was down 12-7 when DU started its surge. George Reichgott scored UM's lone TD on a pass from Johnny Ott, and Pete Petrowski booted the extra point. The game was played at Moore Park.

SCORING

Duquesne	0	0	6	27	33
Miami	0	0	0	7	7

DU - Zaneski 1 run (kick failed)
DU - Zaneski 5 run
UM - Reichgott 4 pass from Ott (Petrowski kick)
DU - DeLuca 6 run (Nicolai kick)
DU - Baker 25 pass from DeLuca (Nicolai kick)
DU - DeLuca 30 pass from Strutt (Nicolai kick)

1933 PALM FESTIVAL, JANUARY 1, 1933
MIAMI 7, MANHATTAN 0

MIAMI – In the first Festival of the Palms Classic (forerunner to the Orange Bowl Classic), Miami was matched against Coach Chick Meehan's colorful military stepping Manhattan College, which was rated best of the eastern small colleges and was favored to win by a wide margin. Illinois coach Bob Zupke helped his ex-pupil Tom McCann prep the Hurricanes and did a masterful job. A fired-up defense stopped the New Yorkers, once holding them three inches from a goal, while the Hurricanes cut loose on a series of wild spread formations to earn a thrilling victory. A crowd 3,500 observed the upset.

SCORING

Miami	0	0	0	7	7
Manhattan	0	0	0	0	0

UM - Cook 3 run (Bates kick)