

## MIAMI BASKETBALL QUICK HITS

- 9** Miami has just **9** eligible scholarship student-athletes on the roster, led by seniors Davon Reed and Kamari Murphy, and junior Ja'Quan Newton.
- 4** The Hurricanes have **4** new players wearing Miami uniforms this season, all of whom are true freshmen.
- 11** Among active coaches, Coach L is the **11th**-winningest coach in the country with 609 victories, and ranks No. 41 on the list of all-time winningest coaches.
- 1.7** Miami's facilities are undergoing **\$1.7** million in renovations with graphics and new features in the office areas and locker rooms of the Watsco Center.
- 15** This season Jim Larrañaga and associate head coach Chris Caputo are in their **15th** season on the sidelines together, dating back to their time at George Mason.

### 2016-17 SCHEDULE

Nov. 2	Barry (Ex.)	ACCN E	W, 73-62
Nov. 11	Western Carolina	ACCN E	W, 92-43
Nov. 16	at North Florida	ESPN3	W, 94-56
Nov. 19	Penn	ACCN E	W, 74-62

#### AdvoCare Invitational, HP Field House, Orlando, Fla.

Nov. 24	Stanford	ESPN2	W, 67-53
Nov. 25	#21/22 Iowa State	ESPN2	L, 56-73
Nov. 27	Florida	ESPN2	L, 56-65

#### ACC/Big Ten Challenge

Nov. 30	Rutgers	ESPN2	W, 73-61
---------	---------	-------	----------

#### HoopHall Miami Invitational, AAA, Miami

Dec. 3	Wofford	ESPN3	W, 74-57
Dec. 6	South Carolina State	ACCN E	W, 82-46
Dec. 16	Florida Atlantic	ACCN E	W, 76-56
Dec. 22	George Washington	ACCN E	W, 72-64
Dec. 28	Columbia	ACCN E	W, 78-67

#### Atlantic Coast Conference Schedule

Dec. 31	NC State	RSN	W, 81-63
Jan. 4	at Syracuse	RSN	L, 55-70
Jan. 12	#20 Notre Dame	ESPN	L, 62-67
Jan. 14	at Pittsburgh	RSN	W, 72-46
Jan. 18	at Wake Forest	ACCN	L, 79-96
Jan. 21	at #18 Duke	ESPN	L, 58-70
Jan. 25	Boston College	RSN	W, 78-77
Jan. 28	#9/6 North Carolina	CBS	W, 77-62
Feb. 1	#15/16 Florida State	ACCN	L, 57-75
Feb. 4	at NC State	ACCN	W, 84-79
Feb. 8	Virginia Tech	RSN	W, 74-68
Feb. 11	at #4 Louisville	ESPN2	L, 66-71
Feb. 15	Georgia Tech	ACCN	W, 70-61
Feb. 18	Clemson	RSN	W, 71-65
Feb. 20	at #18/19 Virginia	ESPN	W, 54-48 OT
Feb. 25	#10/11 Duke	CBS	W, 55-50
Feb. 27	[25] at RV- Virginia Tech	ESPN2	L, 61-66
March 4	[25] at #15/17 Florida State	ACCN	L, 57-66

#### ACC Tournament, Barclays Center, Brooklyn, N.Y.

March 8	#9 UM vs. #8 Syracuse	ESPN/ACCN	W, 62-57
March 9	#9 UM vs. #1 No. 6 UNC	ESPN/ACCN	L, 78-53

#### NCAA Tournament, Tulsa, Okla.

March 17	#8 UM vs. #9 MSU	TNT	9:20 p.m.
----------	------------------	-----	-----------

### MIAMI COMMUNICATIONS

Amy LaBrie, Associate Director of Communications  
 O: (305) 284-3241 | C: (813) 410-1194  
 LaBrie@miami.edu | @CanesHoops

Kevin Ivany, Communications Assistant

## GAME 33



### NO. 8 SEED MIAMI HURRICANES (21-11, 10-8 ACC)

**Head Coach:** Jim Larrañaga  
**Record at Miami:** 139-68, sixth season  
**Career Record:** 609-402, 33rd season

**2013 & 2016 ACC Coach of the Year**  
**ACC Record at Miami:** 64-42  
**Alma Mater:** Providence, 1971



### NO. 9 SEED MICHIGAN STATE SPARTANS (19-14, 10-8 B1G)

**Head Coach:** Tom Izzo  
**Record at MSU:** 543-219, 22nd season

**Alma Mater:** Northern Michigan, 1977  
**Career Record:** 543-219, 22nd season



#### MIAMI IN THE NCAA TOURNAMENT

**All-Time Record:** 8-8  
**First Round:** 5-3  
**Record as #8 Seed:** 0-0

**Coach L Record at Miami:** 4-2 (2)  
**Second Round:** 3-2  
**Record vs. #9 Seed:** 0-0

**Coach L All-Time:** 9-7 (7)  
**Sweet 16:** 0-3  
**Record vs. MSU in NCAA T:** 0-0

### SETTING THE SCENE

<b>DATE</b>	Friday, March 17, 2017				
<b>TIME</b>	9:20 p.m.				
<b>LOCATION</b>	BOK Center   Tulsa, Okla.				
<b>BROADCASTS</b>	<b>TV:</b> TNT - Kevin Harlan, Reggie Miller, Dan Bonner, Dana Jacobson <b>Radio:</b> 560 WQAM - Joe Zagacki				
<b>POLLS</b> (as of 3/13)	Miami AP: NR	USA Today: NR	NCAA RPI: 42	KenPom: 32	Warren Nolan: 42
	MSU AP: NR	USA Today: NR	NCAA RPI: 50	KenPom: 43	Warren Nolan: 50
<b>WEATHER</b>	Coral Gables, Fla.: High 72 / Low 59		East Lansing, Mich.: High 42 / Low 31		

### 2016-17 TEAM HIGHLIGHTS

Miami defeated three ranked teams this season, downing No. 9/6 North Carolina, No. 10/11 Duke in Coral Gables, and No. 18/19 Virginia on the road. This is the third-straight year and the fifth time in Coach L's six seasons that the Canes have defeated two top 15 teams.

After receiving votes in at least one poll each of the first 16 weeks, Miami entered the national rankings for the first time in the 2016-17 season at No. 25 in both the AP and USA TODAY Coaches Poll on Feb. 27.

Miami won its third-straight ACC-Big Ten Challenge matchup, defeating Rutgers in Coral Gables, Fla. Coach Jim Larrañaga has posted five 20-win seasons in his first six years at The U and the Canes have won seven or more ACC games each season under Coach L.

Senior Davon Reed is the recipient of the ACC's 2017 Skip Prosser Award, presented annually to the top scholar-athlete in ACC men's basketball. Reed will graduate in May with a degree in sports administration and double minors in communications and marketing.

Freshman Bruce Brown, who is majoring in sports administration, was named to the All-ACC Academic Team. Freshman guard Bruce Brown recorded a triple-double with 11 points, 11 rebounds and 10 assists against South Carolina State on Dec. 6. It was the second triple-double in program history at Miami.

Coach Larrañaga recorded his 600th career win on Jan. 14 at Pitt. With 600 wins, he is one of five ACC coaches with 600 victories, and the other four men are in the Basketball Hall of Fame.

In Miami's 21st game of the season vs. Florida State on Feb. 1, Larrañaga coached his 1,000th career game. Miami's game against Georgia Tech was Coach L's 200th career game at UM.

With a 78-67 win over Columbia on Dec. 28, 2016, the University of Miami men's basketball program earned its 1,000th program victory.

In his 109th game at The U, senior guard Davon Reed scored 17 points against George Washington, solidifying his name in Miami's 1,000-point club.

For two straight seasons, Miami has sold out its season ticket allotment for all home games at the Watsco Center.

The Miami coaching staff reeled in Miami's top recruiting class in program history, signing McDonald's All-American Dewan Huell, Jordan Brand Classic All-American Bruce Brown, Australian standout Dejan "DJ" Vasiljevic and Rodney Miller from national powerhouse Oak Hill Academy (Va.). The group was ranked No. 9 from 247Sports, No. 10 from Scout, No. 13 from ESPN and No. 13 from Rivals.

Jim Larrañaga has signed three ESPN Top 100 players for the 2017 class in McDonald's All-American and Jordan Brand Classic All-American guard Lonnie Walker (No. 18), guard Chris Lykes (46) and forward Deng Gak (92). New Zealander Sam Waardenburg also joins the class, and is practicing with the team this spring.



#### HEAD COACH JIM LARRAÑAGA

Coach Jim Larrañaga has led the Hurricanes to a pair of NCAA Sweet 16 appearances and won the 2013 ACC regular season and ACC Tournament titles. He has been named the AP, Naismith, USBWA and Henry Iba National Coach of the Year, twice was both the ACC and USBWA District Coach of the Year (2013, 2016), and was the 2013 NABC District Coach of the Year. With Miami's win over Pittsburgh on Jan. 14, 2017, Coach L earned his 600th career victory.



## 2016-17 MIAMI HURRICANES

NAME	YR.	POS.	HT.	WT.	HOMETOWN   PREVIOUS SCHOOL(S)
<b>0 Ja'Quan Newton</b>	<b>Jr.</b>	<b>G</b>	<b>6-2</b>	<b>187</b>	<b>Philadelphia, Pa. / Neumann-Goretti HS</b> Captain. Starting PG after being touted as Sixth Man of the Year a season ago. Scored 1,972 career points in high school.
<b>2 Mike Robinson</b>	<b>So.</b>	<b>G</b>	<b>5-10</b>	<b>170</b>	<b>New Britain, Conn. / New Britain HS</b> Team manager turned walk-on. Played basketball, football and was on track team in high school.
<b>3 Anthony Lawrence, Jr.</b>	<b>So.</b>	<b>G/F</b>	<b>6-7</b>	<b>210</b>	<b>St. Petersburg, Fla. / Lakewood Senior HS</b> PG in high school, small forward at Miami. Son of a high school coach. Nickname is Amp. Father and uncle played at Miami.
<b>4 Dejan "DJ" Vasiljevic</b>	<b>Fr.</b>	<b>G</b>	<b>6-3</b>	<b>198</b>	<b>Melbourne, Australia / Australian Institute of Sport</b> Goes by DJ. Combo guard. Experience with FIBA and Australian national team. Gained 50lbs on bench press since June.
<b>5 Davon Reed</b>	<b>Sr.</b>	<b>G</b>	<b>6-6</b>	<b>220</b>	<b>Ewing, N.J. / Princeton Day School</b> Three-year captain. Workman mentality. 2016 NABC Honors Court. All-ACC Academic Team.
<b>11 Bruce Brown</b>	<b>Fr.</b>	<b>G</b>	<b>6-5</b>	<b>190</b>	<b>Boston, Mass. / Vermont Academy</b> 2016 Jordan Brand Classic All-American. Boasts 6-9 wingspan. Multi-sport athlete in high school, also playing football.
<b>14 Rodney Miller, Jr.</b>	<b>Fr.</b>	<b>C</b>	<b>7-0</b>	<b>258</b>	<b>Laurelton, N.Y. / Oak Hill Academy</b> Ranked No. 15 center by ESPN and No. 17 by Scout. 7-1 wingspan. Ranked No. 90 overall by Scout and No. 96 by 247.com.
<b>15 Ebuka Izundu</b>	<b>So.</b>	<b>C</b>	<b>6-10</b>	<b>231</b>	<b>Charlotte, N.C. / Victory Christian Center / Nigeria</b> Born in Lagos, Nigeria, and moved to the United States in 2013. Lefty who has gained 30 pounds of muscle in two years.
<b>20 Dewan Huell</b>	<b>Fr.</b>	<b>F</b>	<b>6-11</b>	<b>220</b>	<b>Miami, Fla. / Miami Norland HS</b> 2016 McDonald's All-American. Ranked No. 21 by ESPN, No. 23 by Rivals and No. 25 by Scout.
<b>21 Kamari Murphy</b>	<b>RSr.</b>	<b>F</b>	<b>6-8</b>	<b>220</b>	<b>Brooklyn, N.Y. / Oklahoma State / IMG / Lincoln HS</b> Captain. Graduated in May 2016 with B.A. in sociology. Transfer from Oklahoma State. 43-inch three-step vertical jump.
<b>35 Chris Stowell</b>	<b>Jr.</b>	<b>F</b>	<b>6-6</b>	<b>208</b>	<b>Exeter, N.H. / Tilton School / Exeter HS</b> Walk-on with good athleticism. Speaks English, Spanish, some Italian, Russian, Chinese and Hebrew.
<b>RS Sam Waardenburg</b>	<b>Fr.</b>	<b>F</b>	<b>6-9</b>	<b>205</b>	<b>Henderson, New Zealand / Rangitoto College HS</b> Joined the team Dec. 29, with the expectation to begin competition in the fall of 2017.

### LARRAÑAGA BY THE NUMBERS

5 - Coach Jim Larrañaga is one of five ACC coaches with a Final Four appearance to his credit. In 2006, Larrañaga became the first coach at a mid-major school to take his team to the NCAA Final Four in 27 years.

7 - In 33 years of coaching, Jim Larrañaga has a winning record in the NCAA Tournament, a 9-7 mark in seven appearances.

7 - Larrañaga is no stranger to the ACC. In his seven seasons as an assistant coach at Virginia, the Cavaliers participated in the NCAA Final Four in 1981 and 1984, won three ACC Championships and finished in the top five of the rankings.

17 - Larrañaga has made 17 postseason appearances in the past 28 years, including reaching eight NCAA Tournaments.

33 - Larrañaga is in his 33rd year as a head coach and has successfully transitioned three institutions into winning programs: Miami, Bowling Green and George Mason.

600 - Coach L is one of five ACC coaches with 600 or more wins.

### COACH L TIES TO THE ACC

Coach Jim Larrañaga was an assistant coach at Virginia from 1979-1986, under the leadership of Terry Holland. In those seven seasons, Larrañaga helped the Cavaliers to five NCAA appearances: Final Four twice, Elite Eight once, Sweet 16 once and Round of 64 once, as well as two NIT appearances, including the Championship and Quarterfinal round.

### LARRAÑAGA - WHY MIAMI?

Along with returning to the best basketball conference in the country, Coach L had a few personal reasons for accepting the head coaching job at Miami. Coach's grandfather was from Cuba, where he produced the Larrañaga [lare-en-YAH-ga] cigar. Coach's father was raised in Key West, Fla., before moving to The Bronx, N.Y., getting married and raising six children. Coach L was raised in The Bronx, but vacationed to Florida as a boy. He also owns a house in Sarasota, Fla., and three of his siblings have retired to Florida.

### THE 2016-17 HURRICANES

Miami has nine scholarship players eligible for competition, led by a trio of captains in seniors Davon Reed and Kamari Murphy, along with junior Ja'Quan Newton. Sophomores Anthony Lawrence and Ebuka Izundu also returned for the Hurricanes. This season a group of four newcomers comprising Miami's top recruiting class in program history donned a UM jersey for the first time. The Canes' coaching staff reeled in four freshmen in McDonald's All-American Dewan Huell, Jordan Brand Classic All-American Bruce Brown, Australian standout Dejan "DJ" Vasiljevic and Rodney Miller from national powerhouse Oak Hill Academy (Va.). The four-man group was named one of the top 2016 classes in the country, with a No. 9 ranking from 247Sports, No. 10 from Scout, No. 13 from ESPN and No. 13 from Rivals.

### CANES SIGN A TRIO OF TOP-100 PLAYERS

Jim Larrañaga has signed three ESPN Top 100 players for the 2017 class in McDonald's All-American and Jordan Brand Classic All-American guard Lonnie Walker (No. 18), guard Chris Lykes (46) and forward Deng Gak (92). New Zealander Sam Waardenburg also joins the class, and is practicing with the team this spring. This marks the second straight Miami recruiting class with at least two ESPN Top 100 players, following last year's signing of Bruce Brown (26) and Dewan Huell (28).

Walker is a 6-foot-5-inch shooting guard from Reading, Pa., with great ball handling skills and is Miami's highest-ranked recruit in program history. Lykes is a 5-foot-6-inch explosive do-it-all point guard from Bowie, Md., who plays at Gonzaga College (D.C.) High School. Gak is a 6-foot-11-inch forward playing his prep ball at Blair Academy in New Jersey.

### PRONUNCIATIONS

Players		
0	Ja'Quan Newton	Juh-quan
4	Dejan Vasiljevic	Day-on Vass-EEL-uh-vitch
5	Davon Reed	Dave-on
15	Ebuka Izundu	E-boo-kuh E-zoon-du
20	Dewan Huell	Duh-wan Hue-ull
21	Kamari Murphy	Kuh-mar-EE
35	Chris Stowell	Stole
Coaches		
	Jim Larrañaga	lare-uh-nay-guh
	Chris Caputo	ca-poo-toe

### CLASS BREAKDOWN

<b>Seniors (2)</b>	Kamari Murphy Davon Reed
<b>Juniors (2)</b>	Ja'Quan Newton Chris Stowell#
<b>Sophomores (3)</b>	Ebuka Izundu Anthony Lawrence Jr., Mike Robinson#
<b>Freshmen (5)</b>	Bruce Brown Dewan Huell, Rodney Miller Jr. Dejan "DJ" Vasiljevic Sam Waardenburg

#Walk on

### BY LOCATION

<b>Australia</b>	DJ Vasiljevic
<b>New Zealand</b>	Sam Waardenburg
<b>Nigeria</b>	Ebuka Izundu
<b>Connecticut</b>	Mike Robinson
<b>Florida</b>	Dewan Huell Anthony Lawrence, Jr.
<b>Massachusetts</b>	Bruce Brown
<b>New Hampshire</b>	Chris Stowell
<b>New Jersey</b>	Davon Reed
<b>New York</b>	Kamari Murphy Rodney Miller
<b>Pennsylvania</b>	Ja'Quan Newton

### PRESEASON POLL

October 2016

- Duke
- North Carolina
- Virginia
- Louisville
- Syracuse
- NC State
- Notre Dame
- Florida State
- Miami**
- Virginia Tech
- Clemson
- Wake Forest
- Georgia Tech
- Boston College

### FINAL STANDINGS

March 4, 2017

- North Carolina 14-4
- Florida State 12-6
- Notre Dame 12-6
- Louisville 12-6
- Duke 11-7
- Virginia 11-7
- Virginia Tech 10-8
- Syracuse 10-8
- Miami 10-8**
- Wake Forest 9-9
- Georgia Tech 8-10
- Clemson 6-12
- NC State 4-14
- Pittsburgh 4-14
- Boston College 2-16



### MIAMI IN THE NCAA TOURNAMENT

The Canes are the No. 8 seed for the first time in UM history.

Miami's highest seed has been No. 2, in 2013 and 1999.

All-time against potential 2017 regional opponents, Miami is 1-0 vs. Michigan State, 1-3 vs. Kansas, 4-0 vs. NC Central and 0-0 vs. UC Davis.

Miami has never faced a team with the seed of nine, one or 16.

The Canes are playing in the NCAA Tournament for the ninth time.

Miami is 8-8 in NCAA Tournament play.

UM has won at least one game in the NCAA Tournament in five of the eight appearances, including three-straight and in five of the last six.

Under head coach Jim Larrañaga, Miami is 4-2 in the NCAA Tournament in his six seasons at the helm. The Hurricanes were 4-6 in their first six appearances in the Tournament.

UM has won five of its last eight games in the NCAA Tournament after going 2-1 in both 2016 and 2013, and 1-1 in 2008.

Five different coaches have led Miami to its nine NCAA appearances. Jim Larrañaga (3: 2013, 2016, 2017) and Leonard Hamilton (3: 1998-00) are the only coaches to lead the Canes to multiple NCAA berths.

Under Coach Jim Larrañaga, the Hurricanes have reached the NCAA Tournament each time the Canes have won their conference openers.

### MURPHY PLAYING IN FOURTH NCAA TOURNAMENT

Redshirt senior Kamari Murphy is playing in his fourth NCAA Tournament. He made two appearances with Oklahoma State in 2012-13 (0-1) and 2013-14 (0-1), now has a pair of appearances with Miami in 2015-16 (2-1) and 2016-17.

#### MIAMI VS. MICHIGAN STATE (1-0)

Home: 1-0	Away: 0-0
Neutral: 0-0	Under Coach L: 1-0
Since rebirth in 1985: 1-0	
UM Rank MSU	
11/28/12 --	13/14 W 67-59 H

CANES IN THE NCAA TOURNAMENT			TOTAL			3-PTS			FREE THROWS				REBOUNDS			PF		FO		A		TO		Blk		Stl		Pts		Avg.	
Opponent	Date	GP-S Min	FG	FGA	Pct	3FG	FGA	Pct	FT	FTA	Pct	Off	Def	Tot	Avg	PF	FO	A	TO	Blk	Stl	Pts	Avg.								
<b>Ebuka Izundu</b>																															
vs Buffalo	03-17-16																														
vs Wichita State	03-19-16																														
vs Villanova	03-24-16	3-0 3	0	0	.000	0	0	.000	0	0	.000	2	0	2	2.0	0	0	0	0	1	0	0	0	0	0	0	0	0	0.0		
<b>Anthony Lawrence</b>																															
vs Buffalo	03-17-16	9	0	1	.000	0	0	.000	0	0	.000	0	0	0		1	0	0	1	1	0	0	0	0	0	0	0	0	0		
vs Wichita State	03-19-16	11	0	2	.000	0	1	.000	0	0	.000	1	1	2		2	0	0	1	1	1	0	0	0	0	0	0	0	0		
vs Villanova	03-24-16	17	3	4	.750	1	2	.500	1	2	.500	1	0	1		0	0	0	0	0	0	2	8	0	0	2	8				
Totals		3-0 37	3	7	.429	1	3	.333	1	2	.500	2	1	3	1.0	3	0	0	2	2	3	8	0	0	2	3	8	2.7			
<b>Kamari Murphy</b>																															
vs Oregon -OSU	03-21-13	19	2	3	.667	0	0	.000	0	0	.000	1	5	6		3	0	0	2	0	1	4	0	0	0	1	4				
vs Gonzaga -OSU	03-21-14 *	29	4	11	.364	0	0	.000	0	0	.000	4	4	8		5	0	0	2	1	0	8	0	0	0	0	0	0	0		
vs Buffalo	03-17-16 *	33	4	7	.571	0	0	.000	3	5	.600	3	10	13		3	0	1	0	4	0	11	0	0	0	0	0	0	0		
vs Wichita State	03-19-16 *	36	2	3	.667	0	0	.000	0	1	.000	0	7	7		2	0	0	1	2	2	4	0	0	0	0	0	0	0		
vs Villanova	03-24-16 *	29	3	3	1.000	0	0	.000	0	0	.000	1	2	3		5	1	1	1	0	0	6	0	0	0	0	0	0	0		
Totals		5-4 146	15	27	.556	0	0	.000	3	6	.500	9	28	37	.757	18	1	2	6	7	3	33	6.6								
<b>Ja'Quan Newton</b>																															
vs Buffalo	03-17-16	26	3	8	.375	0	1	.000	4	5	.800	2	0	2		3	0	2	3	0	1	10	10.0								
vs Wichita State	03-19-16	17	1	3	.333	0	0	.000	0	0	.000	0	0	0		1	0	1	2	0	0	2	6.0								
vs Villanova	03-24-16	20	0	4	.000	0	0	.000	0	0	.000	0	0	0		2	0	2	2	0	0	0	4.0								
Totals		3-0 63	4	15	.267	0	1	.000	4	5	.800	2	0	2	0.7	6	0	5	7	0	1	12	4.0								
<b>Davon Reed</b>																															
vs Buffalo	03-17-16 *	39	4	10	.400	2	5	.400	0	0	.000	0	12	12		4	0	0	1	0	0	10									
vs Wichita State	03-19-16 *	32	3	4	.750	2	2	1.000	2	2	1.000	0	4	4		1	0	1	4	1	1	10									
vs Villanova	03-24-16 *	30	4	9	.444	0	2	.000	0	0	.000	2	0	2		2	0	1	2	0	1	8									
Totals		3-3 101	11	23	.478	4	9	.444	2	2	1.000	2	16	18	6.0	7	0	2	7	1	2	28	9.3								

## MIAMI'S NCAA TOURNAMENT GAME RECORDS

### MIAMI TEAM RECORDS

<b>POINTS SCORED</b>		
80	vs. Missouri	3/14/02
<b>FIELD GOALS MADE</b>		
28	vs. St. Mary's	3/21/08
<b>FIELD GOAL ATTEMPTS</b>		
76	vs. Purdue	3/14/99
<b>FIELD GOAL PERCENTAGE</b>		
.553 (21-38)	vs. Wichita State	3/19/16
<b>3-POINT FIELD GOALS MADE</b>		
12	vs. Pacific	3/22/13
<b>3-POINT FIELD GOALS ATTEMPTED</b>		
26	vs. Marquette	3/28/13
<b>3-POINT FIELD GOAL PERCENTAGE (Min. 7 made)</b>		
.625 (10-16)	vs. Lafayette	3/12/99
<b>FREE THROWS MADE</b>		
28	vs. Missouri	3/14/02
<b>FREE THROWS ATTEMPTED</b>		
35	vs. Missouri	3/14/02
<b>FREE-THROW PERCENTAGE</b>		
.895 (17-19)	vs. Ohio State	3/19/00
<b>REBOUNDS</b>		
47	vs. Lafayette	3/12/99
47	vs. St. Mary's	3/21/08
<b>ASSISTS</b>		
20	vs. Lafayette	3/12/99
<b>STEALS</b>		
12	vs. UCLA	3/13/98
<b>BLOCKED SHOTS</b>		
9	vs. Lafayette	3/12/99

### OPPONENT TEAM RECORDS

<b>POINTS SCORED</b>		
93	Missouri	3/14/02
<b>FIELD GOALS MADE</b>		
32	Villanova	3/24/16
<b>FIELD GOAL ATTEMPTS</b>		
61	Illinois	3/24/13
61	Missouri	3/14/02
<b>FIELD GOAL PERCENTAGE</b>		
.627 (32-51)	Villanova	3/24/16
<b>3-POINT FIELD GOALS MADE</b>		
13	Texas	3/28/08
<b>3-POINT FIELD GOALS ATTEMPTED</b>		
27	Illinois	3/24/13
<b>3-POINT FIELD GOAL PERCENTAGE (Min. 7 made)</b>		
.667 (10-15)	Villanova	3/24/16
<b>FREE THROWS MADE</b>		
34	Missouri	3/14/02
<b>FREE THROWS ATTEMPTED</b>		
43	Missouri	3/14/02
<b>FREE-THROW PERCENTAGE</b>		
.947 (18-19)	Villanova	3/24/16
<b>REBOUNDS</b>		
48	Missouri	3/14/02
<b>ASSISTS</b>		
18	Purdue	3/14/99
<b>STEALS</b>		
13	UCLA	3/13/99
<b>BLOCKED SHOTS</b>		
7	Texas	3/23/08

### INDIVIDUAL RECORDS

<b>POINTS SCORED</b>		
38	Jack McClinton vs. St. Mary's	3/21/08
<b>FIELD GOALS MADE</b>		
12	Jack McClinton vs. St. Mary's	3/21/08
<b>FIELD GOALS ATTEMPTS</b>		
21	Tim James vs. Purdue	3/14/99
<b>FIELD GOAL PERCENTAGE (Min. 7 made)</b>		
.818 (9-11)	Angel Rodriguez vs. Wichita State	3/19/16
<b>3-POINT FIELD GOALS MADE</b>		
9	Johnny Hemsley vs. Lafayette	3/12/99
<b>3-POINT FIELD GOALS ATTEMPTED</b>		
12	Johnny Hemsley vs. Lafayette	3/12/99
<b>3-POINT FIELD GOAL PERCENTAGE (Min. 4 made)</b>		
.750 (9-12)	Johnny Hemsley vs. Lafayette	3/12/99
<b>FREE THROWS MADE</b>		
11	Jack McClinton vs. St. Mary's	3/21/08
<b>FREE-THROW ATTEMPTS</b>		
13	Sheldon McClellan vs. Buffalo	3/17/16
<b>FREE-THROW PERCENTAGE (Min. 7 made)</b>		
1.000 (11-11)	Jack McClinton vs. St. Mary's	3/21/08
<b>REBOUNDS</b>		
13	Kamari Murphy vs. Buffalo	3/17/16
<b>ASSISTS</b>		
9	Shane Larkin vs. Pacific	3/22/13
<b>STEALS</b>		
4	Angel Rodriguez vs. Wichita State	3/19/16
4	Kevin Norris vs. UCLA	3/13/98
4	Johnny Hemsley vs. Lafayette	3/12/99
<b>BLOCKED SHOTS</b>		
4	Kamari Murphy vs. Buffalo	3/17/16





MIAMI VS. MICHIGAN STATE - NOV. 28, 2012

CORAL GABLES, FLA. (AP) - The Miami Hurricanes drew a sizable, boisterous crowd for Wednesday night's game against No. 13 Michigan State. And when it ended, many of the fans stormed the court in celebration. Senior Trey McKinney Jones scored a career-high 18 points and Miami held Michigan State without a field goal for a pivotal 5 1/2-minute stretch in the second half in a 67-59 victory. Miami (4-1) held the ball in the final seconds to run out the clock, and students in the crowd of 5,791 then swarmed around their team at midcourt. "I was thinking, 'This is what college basketball is all about,'" coach Jim Larranaga said. "In fact, what I was really thinking was, 'This is what being a college student is all about.' Your greatest memories don't come in the classroom. They come at events like this that you'll remember years down the road." The Hurricanes' second-year coach has worked hard to boost attendance, dispatching his players to dormitories to distribute pizza and chicken wings. But Larranaga knows winning is the best way to create a bandwagon. "This was November's highlight," he said. "Now we need to get some December highlights." McKinney Jones went 5 for 7 from 3-point range, including a basket that capped a 14-2 run to start the second half that put the Hurricanes ahead 41-33. The lead grew to 57-45, and they went 8 for 8 from the free throw line over the final 2:11 to seal the victory. In the postgame frenzy, fans hoisted the team mascot and guard Durand Scott on their shoulders and chanted, "A-C-C." The game was part of the ACC-Big Ten Challenge. "Kudos to our fans, man," center Reggie Johnson said. "They really helped us come out on top. They were rocking." Keith Appling had 15 points for the Spartans (5-2), who lost for the first time since the season opener against Connecticut. Two Michigan State players - Gary Harris and Travis Trice - returned from injuries, and while coach Tom Izzo was glad to have them back, he was unsure how to tweak his substitution pattern. "That was a hard game to coach," he said. "I didn't know how to approach it, and I probably didn't do a great job. It's going to get better once we get our rotation down. I still like where I think we've got a chance to go, but I sure don't like it right now." The Spartans cut down on their turnovers - they had 12 after totaling 20 in each of the past two games. Even so, they struggled with their half-court offense, and stayed in the game only because they had 16 offensive rebounds. Michigan State trailed 48-42 with 10 minutes left, then went without a basket until Brandon Dawson scored to cut the deficit to 57-47 with 4:55 left. "We've got to get a couple of guys playing harder, and we've got to get a couple of guys playing better," Izzo said. Michigan State's point total was a season low. Izzo's team was outscored 40-28 in the second half, when it went 11 for 30 from the field. Scott and Shane Larkin scored 15 points apiece for the Hurricanes, who went 9 for 16 from 3-point range and had only nine turnovers. Johnson had 10 points and 11 rebounds. Harris had 12 points for the Spartans, and Dawson added 11. Scott penetrated easily at the outset and scored nine consecutive points to help Miami take the lead. Trice and Harris hit 3-pointers on consecutive possessions to give the Spartans their biggest lead, 28-23, and they were up 31-27 at halftime. "We took a few punches from Michigan State," Larranaga said. "We needed to fight back, and we did." McKinney Jones hit from 3-point range for a 51-42 Miami lead, and made another 3 to beat the shot clock and make it 55-45. "Every one of my 3s came from a pass," he said. "My teammates were just finding me in the right spot." Scott's two free throws gave the Hurricanes their biggest lead at 57-45, and thereafter Michigan State got no closer than eight points. "It's not the highlight of our season," Johnson said. "It was a heck of a game, but we have to continue to get better."

POSTGAME NOTES - NOV. 28, 2012

Starters for Miami: Shane Larkin, Durand Scott, Trey McKinney Jones, Kenny Kadji, Reggie Johnson ... Trey McKinney Jones led all scorers with a career-high 18 points ... Trey McKinney Jones had a then-career-high five three-point field goals, his previous best was three, which he had done five times ... Reggie Johnson tied then-season-highs with 11 rebounds and three blocked shots as he now leads the team in both categories with 41 and six, respectively ... Kenny Kadji blocked two shots to tie a season-high and share the team lead of six ... The Hurricanes shot a season-high 9-of-16 (56.3 percent) from behind the arc tonight including 5-of-8 (62.5 percent) in the second half ... The last Top 15 team Miami beat at home was No. 15/16 Florida State last year (Feb. 26, 2012). The Canes won, 78-62 ... The last ranked non-conference team Miami beat at home was No. 21/24 Indiana on Dec. 15, 2001. Miami won, 58-53 ... The last Top 15 non-conference team Miami beat at home was No. 12 (AP) Kansas on Jan. 12, 1989. Miami won, 87-86.

Official Basketball Box Score -- Game Totals -- Final Statistics Michigan State vs University of Miami 11-28-12 7:30 p.m. at BankUnited Center | Coral Gables, Fla.

Michigan State 59 • 5-2

Table with columns: #, Player, Total FG-FGA, 3-Ptr FG-FGA, FT-FTA, Rebounds (Off, Def, Tot), PF, TP, A, TO, Blk, Stl, Min. Includes player stats for Payne, Appling, Dawson, Nix, Valentine, Byrd, Gauna, Kearney, Costello, Harris, Trice, and Team totals.

Summary statistics table for Michigan State: FG % 1st Half: 13-29 44.8%, 2nd half: 11-30 36.7%, Game: 24-59 40.7%; 3FG % 1st Half: 3-6 50.0%, 2nd half: 3-8 37.5%, Game: 6-14 42.9%; FT % 1st Half: 2-4 50.0%, 2nd half: 3-7 42.9%, Game: 5-11 45.5%. Includes Deadball Rebounds: 1.

University of Miami 67 • 4-1

Table with columns: #, Player, Total FG-FGA, 3-Ptr FG-FGA, FT-FTA, Rebounds (Off, Def, Tot), PF, TP, A, TO, Blk, Stl, Min. Includes player stats for Larkin, Durand Scott, McKinney Jones, Kadji, Johnson, Brown, Jekiri, Gamble, and Team totals.

Summary statistics table for University of Miami: FG % 1st Half: 11-24 45.8%, 2nd half: 10-20 50.0%, Game: 21-44 47.7%; 3FG % 1st Half: 4-8 50.0%, 2nd half: 5-8 62.5%, Game: 9-16 56.3%; FT % 1st Half: 1-2 50.0%, 2nd half: 15-16 93.8%, Game: 16-18 88.9%. Includes Deadball Rebounds: 0.

Officials: Roger Ayers, Les Jones, Ed Corbett Technical fouls: Michigan State-None. University of Miami-None. Attendance: 5791 ACC / Big Ten Challenge

Score by periods table with columns: #, 1st, 2nd, Total. Shows Michigan State (31, 28, 59) and University of Miami (27, 40, 67).

Points in Paint table with columns: Points, In Paint, Off T/O, 2nd Chance, Fast Break, Bench. Shows MSU (30, 13, 19, 2, 23) and UM (14, 18, 10, 6, 5).

Last FG - MSU 2nd-00:36, UM 2nd-04:04. Largest lead - MSU by 5 1st-03:28, UM by 12 2nd-06:27. MSU led for 09:48. UM led for 25:01. Game was tied for 05:11.

Score tied - 6 times. Lead changed - 12 times.

SEASON TEAM STATS FROM MIAMI'S NCAA TOURNAMENT TEAMS

Table with columns: Year, FG-A, Pct, 3FG-A, Pct, FT-A, Pct, Reb, Avg, PF-DQ, A, TO, Blk, Stl, Pts-Avg. Lists statistics for Miami from 1959-60 to 2015-16 against opponents.



### MIAMI RECORDS IN THE NCAA TOURNAMENT

Won-Loss Record: 8-8, 9th appearance  
Round of 64: 5-3  
Round of 32: 3-2  
Sweet 16: 0-3

1959-60	Round of 64
1997-98	Round of 64
1998-99	Round of 32
1999-2000	Sweet 16
2001-02	Round of 64
2007-08	Round of 32
2012-13	Sweet 16
2015-16	Sweet 16

### MIAMI COACHES IN THE NCAA TOURNAMENT

Coach	Record	Appearances
Bruce Hale (1954-67)	0-1	1 1960
Leonard Hamilton ('90-00)	3-3	3 1998, 1999, 2000
Perry Clark ('00-04)	0-1	1 2002
Frank Haith ('04-11)	1-1	1 2008
<b>Jim Larrañaga ('12-Pres.)</b>	<b>4-2</b>	<b>3 2013, 2016, 2017</b>

#### 1959-60 Mid-east Region

3/8/60 vs. \*Western Kentucky L 107-84 Lexington, Ky.  
\*No team seeds in 1959-60

#### 1997-98 No. 11 seed — South Region

3/13/98 vs. No. 6 UCLA L 65-62 Atlanta, Ga.

#### 1998-99 No. 2 seed — East Region

3/12/99 vs. No. 15 Lafayette W 75-54 Boston, Mass.  
3/14/99 vs. No. 10 Purdue L 73-63 Boston, Mass.

#### 1999-00 No. 6 seed — South Region

3/17/00 vs. No. 11 Arkansas W 75-71 Nashville, Tenn.  
3/19/00 vs. No. 3 Ohio State W 75-62 Nashville, Tenn.  
3/24/00 vs. No. 7 Tulsa L 80-71 Austin, Texas

#### 2001-02 No. 5 seed — West Region

3/14/02 vs. No. 12 Missouri L 93-80 Albuquerque, N.M.

#### 2007-08 No. 7 seed — South Region

3/21/08 vs. No. 10 St. Mary's W 78-64 Little Rock, Ark.  
3/23/08 vs. No. 2 Texas L 75-72 Little Rock, Ark.

#### 2012-13 No. 2 seed — East Region

3/22/13 vs. No. 15 Pacific W 78-49 Austin, Texas  
3/24/13 vs. No. 7 Illinois W 63-59 Austin, Texas  
3/28/13 vs. No. 3 Marquette L 61-71 Washington, D.C.

#### 2015-16 No. 3 seed — South Region

3/17/16 vs. No. 14 Buffalo W 79-72 Providence, R.I.  
3/19/16 vs. No. 11 Wichita State W 65-57 Providence, R.I.  
3/24/16 vs. No. 2 Villanova L 69-92 Louisville, Ky.

#### 2016-17 No. 8 seed — Midwest Region

3/17/16 vs. No. 9 Michigan State Tulsa, Okla.

### MIAMI IN THE TOP 18

Miami is one of 17 teams in the NCAA Tournament to play in a pair of Sweet 16s since the 2012-13 campaign. The Canes are one of six ACC teams to do so: Louisville – 2013, 2014, 2015; Duke – 2013, 2015, 2016; Miami – 2013, 2016; Virginia – 2014, 2016; Notre Dame – 2015, 2016; North Carolina – 2015, 2016.

### MIAMI VS. TOP RPI TEAMS

Miami was 2-4 against top-10 RPI teams this season, with victories over RPI No. 5 North Carolina and No. 6 Duke. The Canes were 4-10 against top-50 RPI teams and 17-1 against teams with a final RPI of less than 50. The only loss was on the road at No. 84 Syracuse.

### MIAMI VS. NCAA TOURNAMENT TEAMS

Miami played 10 teams (14 games) this regular season that went on to earn NCAA Tournament bids, winning four of those games. The Hurricanes compiled a 2-3 record against teams that earned top-two seeds, with wins over NCAA 1-seed North Carolina and 2-seed Duke.

Team	Seed	Date	Result
North Carolina	1	Jan. 28	W, 77-62
North Carolina	1	March 9	L, 78-53
Duke	2	Feb. 25	W, 55-50
Duke	2	Jan. 21	L, 70-58
Louisville	2	Feb. 11	L, 71-66
Florida State	3	March 4	L, 66-57
Florida State	3	Feb. 1	L, 75-57
Florida	4	Nov. 27	L, 65-56
Virginia	5	Feb. 20	W, 54-48 (OT)
Notre Dame	5	Jan. 12	L, 67-62
Iowa State	5	Nov. 25	L, 73-56
Virginia Tech	9	Feb. 8	W, 74-68
Virginia Tech	9	Feb. 27	L, 66-61
Wake Forest	11	Jan. 18	L, 96-79

### UM UNRANKED TO 8-SEED

Miami is an 8-seed in the 2017 NCAA Tournament, one of 15 teams among the top eight seeds that was not ranked in the AP preseason poll.

Five teams in the past 50 years have won the national championship after being unranked in the AP preseason poll: 1966 Texas Western, 1985 Villanova, 2003 Syracuse, 2006 Florida and 2011 Connecticut.

	Seed	Preseason AP
Baylor	3	NR
Florida State	3	NR
Florida	4	NR
Butler	4	NR
Notre Dame	5	NR
Minnesota	5	NR
SMU	6	NR
Cincinnati	6	NR
South Carolina	7	NR
Michigan	7	NR
Dayton	7	NR
Miami	8	NR
Virginia Tech	8	NR
Northwestern	8	NR
Arkansas	8	NR

### COACH L ALL-TIME VS. THE 2017 FIELD

Team	W	L
Arizona	0	1
Bucknell	1	2
Butler	3	0
Cincinnati	0	1
Dayton	1	3
Duke	5	4
FGCU	1	1
Florida	2	2
Florida State	7	6
Iona	2	0
Iowa State	0	1
Kansas State	1	0
Kent State	14	13
Louisville	1	3
Marquette	0	1
Maryland	2	6
Michigan	0	2
Michigan State	4	3
Minnesota	0	1
Mount St. Mary's	1	0
NC Central	1	0
New Orleans	0	1
North Carolina	6	6
Notre Dame	3	4
Oregon	0	1
Princeton	1	0
Providence	0	2
Purdue	1	1
South Carolina	1	0
Texas Southern	1	0
UNCW	19	15
Vanderbilt	0	1
VCU	14	15
Vermont	2	0
Villanova	1	4
Virginia	3	6
Virginia Tech	10	4
Wake Forest	3	4
West Virginia	0	2
Wichita State	3	1
Winthrop	1	0
Wisconsin	0	1
Xavier	0	2

### COACH L AT MIAMI VS. THE 2017 FIELD

Team	W	L
Arizona	0	1
Butler	1	0
Duke	5	3
FGCU	1	1
Florida	2	1
Florida State	7	6
Iowa State	0	1
Louisville	1	3
Marquette	0	1
Maryland	2	2
Michigan State	1	0
Minnesota	0	1
NC Central	1	0
Notre Dame	3	3
Princeton	1	0
Providence	0	1
Purdue	0	1
Texas Southern	1	0
UNC	5	5
Villanova	0	1
Virginia	3	5
Virginia Tech	10	4
Wake Forest	3	3
West Virginia	0	1
Wichita State	1	0

### NCAA TOURNAMENT RECORD BY OPPONENT

Opponent	W	L
Arkansas	1	0
Buffalo	1	0
Illinois	1	0
Lafayette	1	0
Marquette	0	1
Missouri	0	1
Ohio State	1	0
Pacific	1	0
Purdue	0	1
St. Mary's	1	0
Texas	0	1
Tulsa	0	1
UCLA	0	1
Villanova	0	1
Western Kentucky	0	1
Wichita State	1	0

### RECORD BY SEED

Miami Seed	W	L
No. 2	3	2
No. 3	2	1
No. 5	0	1
No. 6	2	1
No. 7	1	1
No. 11	0	1

### RECORD VS. SEED

Opp. Seed	W	L
No. 2	0	2
No. 3	1	1
No. 6	0	1
No. 7	1	1
No. 10	1	1
No. 11	2	0
No. 12	0	1
No. 14	1	0
No. 15	2	0

### VS. CONFERENCE

(by league as of game date)

Big 12	0	2
BIG EAST	0	2
Big Ten	2	1
Big West	1	0
MAC	1	0
Missouri Valley	1	0
Ohio Valley	0	1
PAC-10	0	1
Patriot	1	0
SEC	1	0
WAC	0	1
West Coast	1	0



### CANES IN THE POLLS IN 2016-17

	AP	USA TODAY	KenPom	RPI
Pre	RV (48)	RV (11)		
Nov. 14	RV (38)	RV (29)		
Nov. 21	RV (44)	RV (37)		
Nov. 28	NR	RV (4)	28	
Dec. 5	NR	NR	29	
Dec. 12	RV (6)	RV (13)	26	
Dec. 19	RV (5)	RV (13)	24	
Dec. 26	RV (8)	RV (13)	28	
Jan. 2	RV (16)	RV (19)	30	
Jan. 9	NR	RV (1)	36	71
Jan. 16	NR	RV (5)	68	31
Jan. 23	NR	RV (2)	40	81
Jan. 30	NR	RV (19)	33	64
Feb. 6	NR	RV (4)	39	55
Feb. 13	NR	RV (7)	34	52
Feb. 20	RV (2)	RV (11)	29	37
Feb. 27	25	25	29	35
March 6	RV (2)	RV (19)	31	38
Post	NR	NR	32	42

### DID YOU KNOW ...

Coach L became the first Miami coach to win 20+ games in his first two seasons at UM and only the third of 12 UM coaches to post at least three 20-win seasons and second (Bruce Hale, 5, 1954-67) to have five.

Former Cane Rick Barry was named one of the Greatest Players in NBA History.

Miami native and former Cane standout James Jones won the 2010-2011 NBA All-Star Weekend 3-Point Contest and the NBA Championship in the 2011-2012 and 2012-13 seasons.

Six-time NBA All Star Amar'e Stoudemire enrolled at UM in 2013 and took classes to earn his bachelor's degree.

UM is in its 13th season in the ACC.

Coach L led the George Mason Patriots to the 2006 Final Four with big wins over some of basketball's elite teams such as Michigan State, North Carolina and UConn. He was the first coach to take a mid-major to a Final Four in 27 years (Penn '79) when his team advanced in 2006.

In 14 years at George Mason, Larrañaga led the Patriots to five NCAA Tournament appearances (2011, 2008, 2006, 2001, 1999), including the 2006 Final Four.


Miami basketball received APR (Academic Progress Rate) Public Recognition Awards for being among the top 10 percent in APR in its sport. Miami ranks in the top 10 percent of NCAA men's basketball with a 990 APR.

The Miami Department of Athletics recorded a Graduation Success Rate (GSR) of 89 percent. Miami's department-wide GSR is 16th overall among FBS programs. UM has exceeded the NCAA average GSR in each of the last 10 years.

The Canes have averaged 20.0 wins over the last 12 seasons.

The Hurricanes have made at least one trey in 970 of 978 games since the NCAA adopted the 3-point shot in 1986. The last time Miami was held without a 3-pointer was Feb. 26, 2014 at Virginia.

Miami has held 829 of its last 830 opponents to less than 100 points. North Carolina was the last team to score 100+, defeating UM, 105-64, on Jan. 31, 2007.



### BRUCE BROWN

- 1 triple-double
- 2 double-doubles
- 8 15-plus point games
- Game-winning 3-pointer at No. 18/19 UVa
- 6 games with at least five points, five rebounds & five assists
- 30 points against No. 9/6 UNC
- 25 points against No. 10/11 Duke
- 55 points against No. 9/6 UNC and No. 10/11 Duke

### THE MATCHUP BETWEEN MIAMI AND MICHIGAN STATE

Coach L is 4-3 all-time against Michigan State.

Miami is 1-0 against Michigan State, with the only meeting coming in the in the 2012 ACC-Big Ten Challenge. The Canes defeated the then-No. 13/14 Spartans, 67-59, at the Watsco Center in Coral Gables, Fla.

Larrañaga's Cinderella run with George Mason to the 2006 Final Four began with a 75-65 defeat of Michigan State, on March 17 in Dayton, Ohio. That season, GMU also downed North Carolina, Wichita State and UConn on the way to the Final Four. Coach L was the first coach to take a mid-major to a Final Four in 27 years (Penn '79) when his team advanced in 2006.

On Dec. 18, 1989, Coach L and Bowling Green handed then-No. 25 MSU its first defeat (81-79) in the newly-opened Breslin Center. On the return trip to Bowling Green, the Falcons defeated the then-No. 5 Spartans, 98-85, on Dec. 1, 1990 in Ohio.

### MIAMI BASKETBALL TEAMS MAKE SCHOOL HISTORY

The UM men's and women's basketball teams have both landed in the NCAA Tournament for the second straight season, the first time both Miami basketball teams play in The Dance in consecutive years.

### LARRAÑAGA AT MIAMI

	ALL	H	A	N	N/C	ACC	H	A
2016-17	21-11	14-2	4-6	3-3	11-3	10-8	7-2	3-6
2015-16	27-8	15-1	6-5	6-2	14-3	13-5	9-0	4-5
2014-15	25-13	12-6	8-4	5-3	15-5	10-8	5-4	5-4
2013-14	17-16	8-8	7-6	2-2	10-5	7-11	3-6	4-5
2012-13	29-7	14-1	10-3	5-3	14-4	15-3	8-1	7-2
2011-12	20-13	14-4	5-8	1-1	11-6	9-7	6-2	3-5
<b>TOTALS</b>	<b>139-68</b>	<b>77-22</b>	<b>40-32</b>	<b>22-14</b>	<b>75-26</b>	<b>64-42</b>	<b>38-15</b>	<b>26-27</b>

### MIAMI IN TOURNAMENT PLAY UNDER COACH L

In six seasons under Coach L, Miami is 30-14 in tournament play, including regular and postseason. The Canes are 4-2 in the NCAA Tournament.

2016-17: AdvoCare Invitational (1-2), ACC Tournament (1-1).

2015-16: Puerto Rico Tip Off (3-0), ACC Tournament (1-1), NCAA Tournament (2-1).

2014-15: Charleston Classic (4-0), ACC Tournament (1-1), NIT (4-1).

2013-14: Wooden Legacy (3-1), ACC Tournament (1-1).

2012-13: Diamond Head Classic (1-2), ACC Tournament (3-0), NCAA Tournament (2-1).

2011-12: Orange Bowl Classic (1-0), ACC Tournament (1-1), NIT (1-1).

### MIAMI EARNS 20TH REG. SEASON WIN AND 10TH ACC VICTORY

Coach Jim Larrañaga has posted five 20-win seasons in his first six years at The U, and 11 career 20-win seasons. This is Miami's eighth 20-win season since joining the ACC for the 2004-05 campaign. Larrañaga is just the second coach in Miami history with five 20-win seasons, joining Bruce Hale (1954-67).

Also in six seasons under Coach Jim Larrañaga, the Canes have won seven or more ACC games each season and have had 10 or more league victories in four years. Prior to the arrival of Coach L, Miami had never won 10 ACC games in a season.

### REED NAMED ALL-ACC AND TO ALL-DEFENSIVE TEAM

Senior guard Davon Reed earned third team All-ACC honors as well as a spot on the ACC All-Defensive Team. Reed ended the season 17th in scoring, 25th in rebounding, third in minutes played, sixth in free throw percentage, eighth in 3-pointers made per game and 10th in 3-point field goal percentage in ACC games.

Defensively, he helped Miami to the second-best mark in the ACC in points allowed, and 18th in the nation (third in the ACC) in defensive efficiency. He held Luke Kennard to 11 points, Steve Vasturia to 10 points, Terry Henderson to eight points and London Perrantes to four points.

### WINNINGEST ACTIVE COACHES AT MAJOR SCHOOLS

\*Totals listed are at the end of the 2016-17 regular season

List compiled from "wins vs. major schools" on sports-reference.com

Rank	Coach	Wins*
1.	Mike Krzyzewski, Duke	1,066
2.	Jim Boeheim, Syracuse	902
3.	Roy Williams, North Carolina	809
4.	Rick Pitino, Louisville	767
5.	Bob Huggins, West Virginia	744
6.	Cliff Ellis, Coastal Carolina	730
7.	John Calipari, Kentucky	688
8.	Rick Barnes, Tennessee	635
9.	Bill Self, Kansas	620
10.	Dana Altman, Oregon	590
11.	<b>Jim Larrañaga, Miami</b>	<b>580</b>
12.	Tubby Smith, Memphis	577
13.	Steve Fisher, San Diego State	569
14.	Tom Izzo, Michigan State	542
15.	Fran Dunphy, Temple	539

### IN COACH JIM LARRAÑAGA'S

#### FIRST SIX SEASONS IN THE ACC

(Includes only seasons coaching at ACC schools during years as ACC member)

**Among the 29 all-time ACC coaches with 100+ overall wins and 50+ ACC wins, In just six years in the league, Coach L is ...**

- No. 8 all-time in winning percentage in ACC Tournament games (.636 as of 3/4/17)

- No. 9 all-time in winning percentage in ACC games only (.604)

- No. 21 all-time in ACC regular season and tournament wins (71 as of 3/4/17)

- No. 24 all-time in overall wins (138 as of 3/4/17)

- one of 18 coaches to win multiple ACC Coach of the Year honors

**Among the 29 all-time ACC coaches with 100+ overall and 50+ ACC victories, in their first six years in the ACC,**

**Coach L is ...**

- No. 2 in overall victories (138 as of 3/4/17)

- tied for No. 3 in ACC victories (64)

- No. 5 in ACC Tournament winning percentage (.636)

- No. 7 overall winning percentage (.673)

- No. 8 in ACC Tournament victories (7 as of 3/4/17)

- tied for No. 10 in ACC winning percentage (.604)

**Coach L is one of three coaches who ...**

- posted at least five 20-win seasons

- won at least seven ACC Tournament games

**Coach L is one of five coaches who had ...**

- an overall winning season each year

- at least five ACC winning seasons

**Coach L is one of seven coaches who ...**

- won two-or-more ACC Coach of the Year honors

**Among the seven current ACC coaches with six-plus**

**years of experience,**

**in their first six seasons in the league,**

**Coach L is ...**

- the only coach to win two ACC Coach of the Year honors in five years and one of three coaches to win two in six seasons

- No. 2 in overall wins (138 as of 3/4/17)

- tied for No. 2 in ACC Championships (1), ACC victories (64)

- No. 3 in wins in the ACC Tournament (7), winning percentage in ACC games only (.604 as of 3/4/17), overall winning percentage (.673 as of 3/4/17)

**Coach L is one of two coaches who had ...**

- an overall winning season each year

- at least five ACC winning seasons

**Coach L is one of three coaches who ...**

- had at least four NCAA Tournament victories

- won an ACC Championship

- posted at least four 20-win seasons

- won at least seven ACC Tournament games





### UM COMMUNICATIONS

**MBB Contact** Amy (Woodruff) LaBrie  
Associate Director of Communications  
**Work/Cell** (305) 284-3241 / (813) 410-1194  
**E-mail** LaBrie@miami.edu  
**Communications Assistant** Kevin Ivany  
**Website** www.HurricaneSports.com

### 2016-17 UM QUICK FACTS

**Location** Coral Gables, Fla.  
**Stadium** Watsco Center (7,972)  
**Press Row** 305-284-2111  
**Enrollment** 16,188  
**Founded** 1925  
**Colors** Orange, Green, White  
**Nickname** Hurricanes  
**Mascot** Sebastian the Ibis  
**Conference** Atlantic Coast  
**President** Dr. Julio Frenk  
**Director of Athletics** Blake James  
**Address** 5821 San Amaro Drive  
Coral Gables, FL 33146  
**Ticket Office Phone** 1-800-GoCanes  
**Website** HurricaneSports.com

### 2015-16 in Review

**Overall Record** 27-8  
**Home/Away/Neutral** 15-1 / 6-5 / 6-2  
**ACC Record / Finish** 13-5 / t-2nd  
**Letterwinners Returning / Lost** 5 / 5  
**Starters Returning / Lost** 2 / 3  
**Newcomers** 5

**Head Coach** Jim Larrañaga  
**Alma Mater** Providence, 1971  
**Record at UM** 139-68 / 6th season  
**Overall Record** 609-402 / 33rd season  
**ACC Record** 64-42 (6th)  
**Assistants**  
Chris Caputo Westfield (Mass.) State, '02  
Jamal Brunt Randolph-Macon, '03  
Adam Fisher Penn State, '06, '09

### HISTORY

**First Season of Basketball** 1926  
**Overall All-Time Record** 1,011-738 (67)  
**Year UM Joined ACC** 2004-05  
**All-Time ACC Record** 107-111 (13)  
**NCAA Appearances** Eight (8-8)  
1960, 1998, 1999, 2000, 2002, 2008, 2013, 2016  
**Last NCAA Appearance** Sweet 16, 2016  
vs. Villanova  
**NIT Appearances** 12 (11-12)  
1961, 1963, 1964, 1995, 1997,  
2001, 2005, 2006, 2009, 2011, 2015  
**Last NIT Appearance** Championship Game  
L, 66-64 (ot), vs. Stanford, 2015  
**ACC Regular Season Champions** 1 / 2013  
**ACC Tournament Champions** 1 / 2013

### COMMUNICATIONS POLICIES

All interview requests for coaches or athletics department staff members must be approved and cleared by Amy LaBrie in the UM Communications office. Credential requests are taken via e-mail to LaBrie (LaBrie@miami.edu). Any misuse of credentials will result in removal from the Watsco Center and the permanent voiding of the credential. The UM locker room is closed at all times. For home games, Coach L and at least one Hurricane player will report to the media room for interviews following the opposing team's press conference.

### BRUCE ALMIGHTY

In 103 total minutes against No. 9/6 North Carolina, No. 18 Duke, No. 10/11 Duke and No. 6 North Carolina, freshman Bruce Brown tallied 91 points, 16 assists, 20 rebounds, five blocks and six steals. He averaged 22.8 points, 5.0 rebounds, 4.0 assists, 1.5 steals and 1.3 blocks in 35.2 minutes, shooting 65.4 percent (34-52) from the field, 57.1 percent (8-14) from three and 83.3 percent (15-18) at the line.

	Pts	Reb	Ass	Stl	Blk	FG	3FG	FT
at No. 18 Duke	15	5	6	2	1	6-10	2-3	1-1
No. 9/6 UNC	30	4	5	2	2	8-11	4-6	10-13
No. 10/11 Duke	25	4	4	2	2	11-18	1-2	2-2
vs. No. 6 UNC	21	7	1	0	0	9-13	1-3	2-2

### KENPOM.COM - MIAMI

Category	Offense (rank)	Def. (rank)	D-I Avg.
UM Adj. Efficiency	110.4 (68)	93.4 (20)	104.6
MSU Adj. Efficiency	110.6 (66)	95.6 (34)	
UM Adj. Tempo	62.8 (338)		67.7
MSU Adj. Tempo	66.5 (242)		
UM Avg. Poss. Length	19.3 (325)	17.8 (272)	17.3
MSU Avg. Poss. Length	17.5 (198)	17.6 (244)	
UM Effective FG%	51.2 (145)	47.2 (41)	50.4
MSU Effective FG%	53.9 (44)	46.3 (27)	
UM Turnover %	19.6 (243)	18.3 (192)	18.6
MSU Turnover %	20.7 (310)	16.1 (313)	
UM 3FG %	35.9 (131)	33.1 (73)	35.0
MSU 3FG %	37.6 (60)	34.7 (153)	
UM 2FG%	49.9 (148)	45.9 (56)	49.3
MSU 2FG%	52.4 (53)	43.5 (14)	
UM SOS	Overall 26	Non-Conference 282	
MSU SOS	Overall 23	Non-Conference 54	
UM Bench minutes	24.8% (321)	Exp. 1.46 yrs (264)	
MSU Bench minutes	45.6% (1)	Exp. 1.14 yrs (321)	

### MIAMI PICKED NINTH, FINISH TIED FOR SEVENTH, IN ACC POLL

Miami finished tied for seventh in the league after being predicted to finish ninth out of 15 teams in the ACC this season, as announced by the league at the 55th annual Operation Basketball. In his six years, Coach Jim Larrañaga's Canes have exceeded or matched preseason expectations every campaign. In that time, Larrañaga is the only coach in the ACC to finish above or at the preseason poll predictions every season.

Miami posted a 5-3 record against teams predicted to finish in the top six this season. The Canes went 5-4 against the projected bottom eight squads. The Canes went 6-1 against teams that finished below Miami in the final standings, falling only at 10th-seeded Wake Forest. Miami's all-time preseason poll breakdowns and finishes are as follows:

Under Coach L	2010-11 - 8th - 9th
2016-17 - 9th - t-7th	2009-10 - 10th - 12th
2015-16 - 5th - t-2nd	2008-09 - 4th - t-7th
2014-15 - 10th - t-6th	2007-08 - 12th - t-5th
2013-14 - 12th - 10th	2006-07 - 11th - 12th
2012-13 - 5th - 1st	2005-06 - 7th - t-7th
2011-12 - 5th - t-4th	2004-05 - 11th - t-6th

### BROWN NAMED TO ALL-ACC ACADEMIC BASKETBALL TEAM

Bruce Brown has been named to the All-ACC Academic Men's Basketball Team. Brown is majoring in sports administration at Miami.

### CANES NEED 70 POINTS

This season Miami is 17-1 overall and 8-1 in ACC play when scoring 70+ points. UM has scored fewer than 60 points in six of its nine losses.

### DAVON REED (in ACC games)

17th - Scoring (16.0/g)  
25th - Rebounding (5.3/g)  
6th - Free throw percentage (85.7%)  
8th - 3-point field goals made per game (2.6/g)  
10th - 3-point field goal percentage (40.4%)  
3rd - Minutes played (36.7/g)

### UM SINCE JOINING THE ACC IN 2004-05

Season	Overall	ACC W-L	ACC Rank/Seed	ACCT Post
2004-05	16-13	7-9	t6 / 6	0-1 NIT 0-1
2005-06	18-16	7-9	t7 / 8	1-1 NIT 2-1
2006-07	12-20	4-12	12 / 12	1-1
2007-08	23-11	8-8	t5 / 5	1-1 NCAA 1-1
2008-09	19-13	7-9	t7 / 9	0-1 NIT 1-1
2009-10	20-13	4-12	12 / 12	2-1
2010-11	21-15	6-10	9 / 9	1-1 NIT 2-1
2011-12	20-13	9-7	t4 / 6	1-1 NIT 1-1
2012-13	29-7	15-3	1 / 1	3-0 NCAA 2-1
2013-14	17-16	7-11	10 / 10	1-1
2014-15	25-13	10-8	6 / 6	1-1 NIT 4-1
2015-16	27-8	13-5	2 / 3	1-1 NCAA 2-1
2016-17	21-11	10-8	t7 / 9	1-1 NCAA

### EXCEEDING EXPECTATIONS

In the past six years, Coach Jim Larrañaga's Canes have exceeded or matched preseason expectations every campaign. Larrañaga is the only coach in the ACC to finish above or equal to the preseason poll predictions every season, and has the largest margin of surpassing those expectations.

TOTAL	'16-17	'15-16	'14-15	'13-14	'12-13	AVG
Miami	0	2	4	2	4	2.4
Clemson	-1	4	2	8	-3	2.0
Virginia Tech	3	7	0	0	-2	2.0
Virginia	-3	0	3	3	3	1.2
Georgia Tech	3	1	-1	0	0	0.6
Louisville	0	3	-1	N/A	N/A	0.4
Wake Forest	3	-3	0	1	1	0.4
Boston Co.	0	0	1	-6	4	-0.2
Notre Dame	4	-2	4	-8	N/A	-0.4
Florida State	6	-5	-2	0	-2	-0.6
N. Carolina	1	0	-3	-1	0	-0.6
Syracuse	-3	0	-3	0	N/A	-1.2
Pittsburgh	-2	0	-5	1	N/A	-1.2
Duke	-4	-2	-1	-2	0	-1.8
NC State	-7	-5	2	3	-4	-2.2

Key: A fifth-place prediction and second-place finish = +3

### REED EARNS ACADEMIC HONORS

Davon Reed is the recipient of the ACC's 2017 Skip Prosser Award, presented annually to the top scholar-athlete in ACC men's basketball. Reed will graduate in May with a degree in sports administration and double minors in communications and marketing. A three-time All-ACC Academic Team selection, he is also one of four of the league's top 20 scorers to be named to the 2017 All-ACC Academic Team.


Reed was one of five student-athletes named to the CoSIDA Academic All-District 4 Team and is now eligible for Academic All-America honors. The award recognizes the nation's top student-athletes for their combined performances athletically and in the classroom.

Reed is also one of nine ACC student-athletes who will receive the Weaver-James-Corrigan Honorary Award. The postgraduate scholarship is awarded to selected student-athletes who intend to pursue a graduate degree following completion of their undergraduate requirements.

This summer, Reed was tabbed to the National Association of Basketball Coaches (NABC) 2015-16 NABC Honors Court, recognizing those student-athletes who excelled in academics during the past season.

"Davon Reed is the epitome of what a great student-athlete is all about," Miami head coach Jim Larrañaga said. "He's been our captain for the last three seasons because of his tremendous leadership qualities. He has been a Dean's List student since the day he arrived on our Miami campus. He's not only a great student, but he's also a tremendous basketball player. Davon is a complete player. He can score at the rim or from 3-point range, and he's a relentless defender and rebounder.

But what separates Davon from other great student-athletes is his leadership off the court, on campus and in the community. He works tirelessly with the youngsters in Coral Gables and has been an inspirational leader for our Student-Athlete Advisory Committee. Skip Prosser would have loved to have coached Davon. Skip would be happy to have Davon's name on his award for the role model he's been the last four years."





### LUCKY SEVENS FROM LONG RANGE

Miami has made at least seven shots from long range in 121 of Larrañaga's 208 games at UM. The Canes are 93-28 when making at least seven from 3-point range. This season, Miami is 11-5 when hitting seven from deep. 2015-16: 17-3; 2014-15: 18-5; 2013-14: 9-6; 2012-13: 19-3; 2011-12: 19-6.

### PLAYING AS THE UNDERDOG

Miami is 11-24 under Coach Larrañaga when entering a game as the underdog against an AP top-25 ranked team. The Canes are 6-12 when the opponent is in the AP top 10.

### MURPHY FINISHING SENIOR SEASON STRONG

Redshirt senior Kamari Murphy is averaging 9.9 points and 6.6 rebounds in 33.1 minutes over the last 10 games, hitting 61.8 percent (42-68) from the field in those games. He has scored in double digits six of the last 10 outings and grabbed at least eight rebounds five times. He also recorded a double-double at Virginia (10p, 11r) and against Syracuse (16p, 10r) in the ACC Tournament. He has shot better than 62 percent in six of those 10 games.

In the previous 10 ACC games, he averaged 5.0 points and 8.0 rebounds in 29.0 minutes. He was 20-47 (42.6%) from the field in those 10 games. He had 11 points once, and shot better than 62 percent only once (4-of-4 at Syracuse).

### MIAMI ENTERS BOTH NATIONAL POLLS AT NO. 25

After receiving votes in at least one poll each of the first 16 weeks, Miami entered the national rankings for the first time in the 2016-17 season at No. 25 in both the AP and USA TODAY Coaches Poll on Feb. 27. The Hurricanes received as many as 48 votes in the preseason AP Poll and 37 votes in the Nov. 21 (Week 3) Coaches Poll, but never cracked the top 25 until the 17th week. Miami has been ranked in four of Coach Jim Larrañaga's six seasons at The U, topping out at No. 2 in both polls on Feb. 18, 2013.

### COACH L AGAINST THE ACC

In Larrañaga's six seasons in the ACC, Miami has at least a .500 record against 11 league opponents. UM has a .500 record or better at home against 13 teams, and on the road against eight ACC squads.

### QUICK HITS - TEAM

Miami made six or more shots from three in every ACC game but four (vs. Florida State, at Louisville, at Virginia, vs. Duke), after doing so in only eight of 12 non-conference outings.

For the season, the Canes have shot better than 45 percent in 17 games, and did so eight times in ACC play.

UM's defense has held opponents to shoot less than 31 percent from downtown in 15 games (eight in ACC).

Miami has forced double-digit turnovers in 23 outings.

Twelve of Miami's 21 victories are by a double-digit margin.

### MIAMI'S INDIVIDUAL STAT RANKINGS IN ACC GAMES

Through the end of the ACC regular season, three Hurricanes were ranked in ACC stats (conference games only), including Bruce Brown, Kamari Murphy and Davon Reed.

#### Bruce Brown

Steals - 5th - 1.4/g

#### Kamari Murphy

Rebounding - 6th - 7.3/g

Def. Rebounds - 9th - 4.9

#### Davon Reed

Minutes Played - 3rd - 36.7/g

Scoring - 17th - 16.0/g

3-Point FG Made - 8th - 2.6

FT% - 6th - 85.7

Rebounding - 25th - 5.3/g

3FG% - 10th - 40.4

### REED SERVING AS MARKETING INTERN

Senior Davon Reed will graduate in May with a degree in sports administration with a minor in marketing and communications. Since June of 2016, Reed has been an intern in the athletics marketing department, assisting the execution of strategic marketing planning for athletics programs with a focus on increasing attendance, game atmosphere and fan experience at Hurricane athletics events.

### FACES IN THE CROWD

Miami's game against Duke brought out some heavy hitters to the Watsco Center: Former Miami Heat star Ray Allen, retired Yankee and UM trustee Alex Rodriguez, former Florida Governor Jeb Bush, Heat forward Chris Bosh and Heat owner Micky Arison, while Duke alum Grant Hill called the game for CBS.

### NEW ROLES FOR THE HURRICANES

Of Miami's nine available scholarship players, four are freshmen who did not play for UM last season, and only three of the returners played significant minutes for the Canes.

Miami's lack of experience not only equates to minutes played, but also to experience at their current position. Every player on the team has a new role this season, except senior forward Kamari Murphy. Ja'Quan Newton was the 2015-16 sixth man, and is now the Canes' starting point guard. Davon Reed was a third option offensively as a junior, but is now a primary option.

#### Returners - MPG in 2016-17 / MPG in 2015-16

Newton - 31.3 / 22.7 Reed - 35.2 / 28.8  
Lawrence - 26.1 / 12.0 Murphy - 29.5 / 24.9  
Izundu - 12.9 / 5.3

#### Newcomers - MPG in 2016-17 / MPG in 2015-16

Brown - 31.8 / DNP Vasiljevic - 17.5 / DNP  
Huell - 17.7 / DNP Miller - 4.0 / DNP

### LARRAÑAGA WINS 600TH CAREER GAME

Coach Jim Larrañaga won his 600th career game at Pittsburgh on Jan. 14. In 33 seasons as a head coach, Larrañaga's 600 wins place him at 47th in all-time NCAA victories and 14th among active coaches (as of games through Jan. 12). Of those 14, five are in the Naismith Memorial Basketball Hall of Fame, including four from the Atlantic Coast Conference. In his career, Coach L has won 27 games at American International, 170 at Bowling Green, 273 at George Mason and 139 at Miami. He is one of 15 coaches all-time with 100 or more wins at three D-I schools, four of whom are actively coaching.

### WHAT'S TRENDING, INDIVIDUALLY

Freshman guard Bruce Brown has scored in double digits in 10 of the last 16 outings, including his 30 points against UNC, 25 against Duke and 21 against UNC in the ACC Tournament. He has grabbed at least four rebounds in 26 of 32 games, has eight-or-more in seven outings and pulled down double-digit boards in two

contests. He has at least two assists in 22 contests, with five-plus in 12 outings.

Freshman Dewan Huell has scored in 17 of the last 18 games and has a rebound in 16 straight outings.

Sophomore Ebuka Izundu has multiple rebounds in all but three games this season.

Sophomore guard Anthony Lawrence, Jr., has swiped at least one steal in each game but 10, and had three-or-more in seven outings. He has hit a 3-pointer in 19 games.

Redshirt senior forward Kamari Murphy has recorded four double-doubles (vs. Wofford, vs. NC State, at Virginia, vs. Syracuse). He has pulled down double-digit boards in nine outings. He has a block in 12 of the last 18 games. He has scored double digit points in six of the last nine games.

Junior point guard Ja'Quan Newton has recorded five 20-point games this season. He has scored 11-plus points in every game but seven. Newton has three steals in a trio of games and has dished out three-or-more assists in 15 outings. He has made at least one free throw in every game but four (GW, Pitt, Virginia Tech, Syracuse).

Senior guard Davon Reed has scored in double digits 26 times this season, including 23 of the last 27 games. He has scored 20-plus in seven outings this season. He has grabbed five-plus rebounds in 16 games. Reed has hit at least one shot from long range in every game but vs. Duke, with multiple threes in 21 contests, led by seven at NC State and five at Duke and FAU. He has multiple threes in 17 of the last 23 games. He has three-plus assists in 15 games.

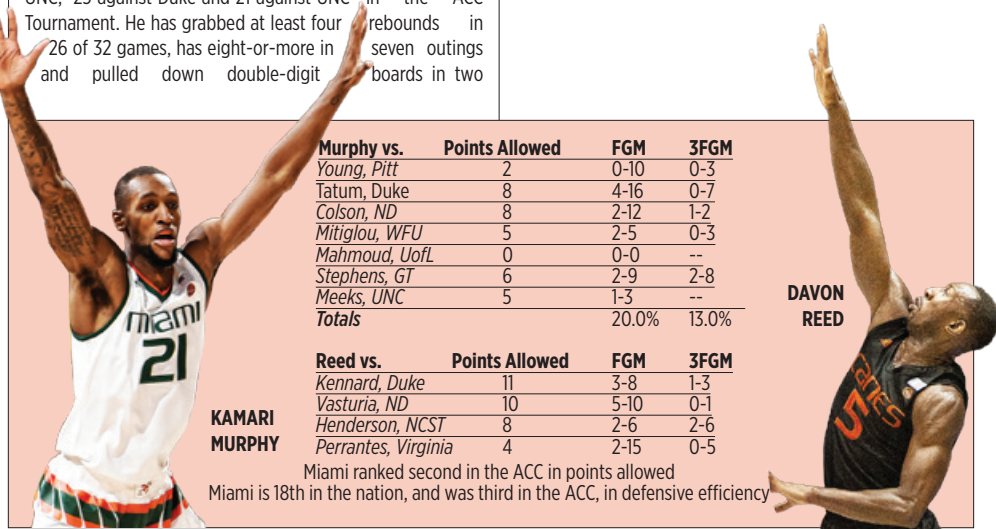
Freshman DJ Vasiljevic has drained three or more shots from 3-point range in seven games and has hit a three in all but six outings (Florida, Rutgers, FAU, Duke, NC State, Duke).

### COACHING COORDINATORS FOR MIAMI

Miami's assistant coaching staff is set up in a coordinator system, with Jamal Brunt as the offensive coordinator, Chris Caputo manning the defense and Adam Fisher handling the scout for every opponent. James Johnson is the dean of discipline.

### LARRAÑAGA AND CAPUTO TOGETHER 15 YEARS

This season head coach Jim Larrañaga and associate head coach Chris Caputo begin their 15th season on sidelines together, dating back to their time at George Mason University. Caputo started on Coach L's staff as the video coordinator for the 2002-03 season, and along the way, the native of Elmhurst, N.Y., was an assistant coach and is now the associate head coach for the Hurricanes. Caputo helped the 2006 GMU team to the NCAA Final Four and has made five total NCAA Tournament appearances with Larrañaga. Both Caputo and Larrañaga attended Archbishop Molloy High School (N.Y.) and played for legendary head coach Jack Curran.



Murphy vs.	Points Allowed	FGM	3FGM
Young, Pitt	2	0-10	0-3
Tatum, Duke	8	4-16	0-7
Colson, ND	8	2-12	1-2
Mitiglou, WFU	5	2-5	0-3
Mahmoud, UoFL	0	0-0	--
Stephens, GT	6	2-9	2-8
Meeks, UNC	5	1-3	--
<b>Totals</b>		20.0%	13.0%

Reed vs.	Points Allowed	FGM	3FGM
Kennard, Duke	11	3-8	1-3
Vasturia, ND	10	5-10	0-1
Henderson, NCST	8	2-6	2-6
Perrantes, Virginia	4	2-15	0-5

Miami ranked second in the ACC in points allowed  
Miami is 18th in the nation, and was third in the ACC, in defensive efficiency





### FIRSTS UNDER JIM LARRAÑAGA AT MIAMI

First game: Nov. 11, 2011 vs. Tennessee Tech. W, 69-58.  
 First starting lineup: Malcolm Grant, Durand Scott, Garrius Adams, Erik Swoope, Kenny Kadji.  
 First opening tip: Miami – Kenny Kadji.  
 First UM FG: 18:38, Durand Scott, 3-pointer.  
 First lead: 18:38, 3-0.  
 First halftime score: Tennessee Tech 32, Miami 27.  
 First win: Nov. 11, 2011. Miami 69, Tennessee Tech 58.  
 Attendance at first game: 3,600.  
 First loss: Nov. 25, 2011 at Ole Miss, 64-61 (OT).  
 First road win: Dec. 22, 2011 at Charlotte, 76-61.  
 First ACC game: Jan. 7, 2012 at Virginia, L, 52-51.  
 First ACC win: Jan. 18, 2012 vs. Clemson, 76-73.  
 First ACC regular season title: 2012-13.  
 First NIT championship game: April 2, 2015.

### JIM LARRAÑAGA = PROGRAM CHANGER

#### In Coach L's Six Seasons at Miami ...

- ACC regular season & tournament championships
- .673 winning percentage
- Five 20-win seasons in six years
- Four postseason appearances with nine victories
- 15 ACC wins in 2013
- One All-American

#### Seven Seasons before Coach L at UM ...

- .561 winning percentage
- Best conference finish was fifth place
- One NCAA Tournament appearance
- Most ACC wins in a season was eight

#### In Coach L's 14 Seasons at George Mason ...

- .626 winning percentage
- 13 straight winning seasons
- A Final Four appearance
- Five trips to the NCAA Tournament
- Nine postseason appearances
- First national ranking
- First appearance in top 10
- First wins over top 10 teams
- Winningest coach in league history

#### Seven Seasons before Coach L at GMU...

- .340 winning percentage
- Seven straight losing seasons
- Zero postseason appearances
- Worst team in the CAA

### SEBASTIAN THE IBIS



In 1926, the University of Miami adopted the Ibis as the official mascot for the University's athletic teams. Representing the leadership, courage, knowledge, strength and speed characteristics that our student-athletes portray. As the clouds become dark and a hurricane approaches, folklore maintains that other birds look to the Ibis for leadership. The Ibis uses its instinct to detect danger. It is the last sign of wildlife to take shelter before a hurricane hits, giving warning that danger is imminent. As the storm passes the Ibis is the first to reappear, a sign that clear skies are approaching.

### LARRAÑAGA CONTRACT EXTENDED THROUGH 2022

The University of Miami extended Coach Jim Larrañaga's contract through May 31, 2022, Director of Athletics Blake James announced in September 2014. Larrañaga first signed a five-year contract in April 2011, then was granted a three-year extension in 2012.

### MIAMI BOASTS THREE TOP 15 WINNINGEST COACHES

Miami is the only FBS school with head coaches in football, men's basketball and baseball that rank among the 15 winningest active coaches in their respective sports. Basketball coach Jim Larrañaga is No. 14 with 608 wins, football coach Mark Richt is No. 10 with 154 victories and baseball coach Jim Morris is third with 1,535 games won.

### ROOKIE McCLELLAN SIGNS WITH WIZARDS

In June, former Cane Sheldon McClellan signed a partially guaranteed contract with the Washington Wizards, and on the NBA's opening day, the NBA rookie played in his first professional game. The contract of McClellan became fully guaranteed for the Wizards in January, locking in the undrafted rookie for the rest of the season.

McClellan made his first NBA start on Nov. 12 vs. Chicago, in just his fifth professional game played. Against the Bulls, he scored 15 points in 35 minutes played. "Mac" is averaging 2.7 points per game and hitting 37.5 percent from the field and 85.7 percent at the line in his 9.3 minutes per game.

### WAARDENBURG ADDED TO CANES SQUAD

New Zealand native Sam Waardenburg has signed a grant-in-aid agreement with the University of Miami men's basketball team. Waardenburg, a forward from Henderson, New Zealand, has joined and is practicing with the team, but is expected to begin competition with the Hurricanes for the 2017-18 season.

### CANES HOOPS PLAYERS IN THE NFL

Two former Hurricane basketball student-athletes made moves in the NFL this season. Jimmy Graham played his second season with the Seattle Seahawks and Erik Swoope played his first season with the Indianapolis Colts after being on the practice squad for two years. Graham, who played one season of football at Miami, recorded 923 yards and six touchdowns on 65 receptions for the Seahawks this season. Swoope, who never played organized football prior to his NFL career, tallied 297 yards and one touchdown from 15 receptions in his first season on an active roster in the pros.

### MILESTONES FOR THE CANES

**600 Victories** - Coach Larrañaga recorded his 600th career win on Jan. 14 at Pitt. With 600 wins, he is one of five ACC coaches with 600 victories, and the other four men are in the Basketball Hall of Fame.

**1,000 Games Overall, 200 at Miami** - Coach Larrañaga opened the 2016-17 season just 21 shy of 1,000 career games coached. Miami's 21st game of the season was vs. Florida State on Feb. 1. Prior to Miami, he coached 53 games at American International, 314 at Bowling Green and 437 at George Mason. Miami's game against Georgia Tech was Coach L's 200th career game at UM.

**100 Blocks** - With one swat against Syracuse, redshirt senior Kamari Murphy recorded his 100th career block. He had 61 at Oklahoma State before coming to Miami as a junior.

**1,000 Points** - In his 109th game at The U, senior guard Davon Reed scored 17 points against George Washington, solidifying his name in Miami's 1,000-point club. He is the 37th Hurricane to score 1,000 points.

**100 Games** - Seniors Kamari Murphy and Davon Reed each played in their 100th career game at North Florida on Nov. 16, 2016. Murphy, a redshirt senior, played in 66 games at Oklahoma State before coming to Miami as a junior. All of Reed's games are at UM.

**1,000 Program Wins** - With a 78-67 win over Columbia

on Dec. 28, 2016, the University of Miami men's basketball program earned its 1,000th program victory. Current Coach Jim Larrañaga has helped UM to both its 900th victory, a 73-58 win over Hawaii on Dec. 22, 2012, and the 1,000th win, over Columbia.

### LARRAÑAGA GRADUATES CANES

All four Hurricane seniors graduated from Miami following the 2015-16 campaign. In May 2015 Sheldon McClellan earned his bachelor of liberal arts degree and in December Angel Rodriguez earned his bachelor's of education degree with a major in sports administration and a minor in sociology, the same degree Ivan Cruz Uceda and Tonye Jekiri both completed in May. Now all four men are playing professional basketball, with McClellan in the NBA (Wizards) and Rodriguez (France), Jekiri (Turkey) and Cruz Uceda (Spain) all overseas.

### NAVY SEALS TRAINING

The Miami basketball team went through a two-day training session with the Navy Seals on the UM campus in late August. The team worked out on both the land and in the swimming pool. Check out the highlight video here: [https://youtu.be/VCZ\\_9t2FVR0](https://youtu.be/VCZ_9t2FVR0).

### CAREER TRIPLE-DOUBLES

#### Bruce Brown

11p 11r 10a vs. SC State, 12-6-16

### CAREER DOUBLE-DOUBLES

#### Bruce Brown

11p 11r 10a vs. SC State, 12-6-16

14p 12r vs. George Washington, 12-22-16

#### Kamari Murphy

16p 10r vs. Syracuse, 3-8-17 ACC T

10p 11r at #18 Virginia, 2-20-17 ACC

11p 10r vs. NC State, 12-31-16 ACC

14p 10r vs. Wofford, 12-3-16

11p 13r vs. Buffalo, 3-17-16 NCAA T

10p 10r at Texas (at OSU)

#### Davon Reed

10p 12r vs. Buffalo, 3-17-16 NCAA T

10p 12r at Richmond, 3-24-15 NIT

### CAREER 30-POINT GAMES

#### Bruce Brown

30 vs. North Carolina, 1-28-17 ACC

### CAREER 20-PLUS POINT GAMES

#### Bruce Brown

30 vs. North Carolina, 1-28-17 ACC

25 vs. Duke, 2-25-17 ACC

21 vs. North Carolina, 3-9-17 ACC T

#### Ja'Quan Newton

23 vs. Boston College, 1-27-17 ACC

22 vs. Columbia, 12-28-16

21 vs. NC State, 12-31-16 ACC

21 vs. #21/22 Iowa State, 11-25-16

20 vs. Stanford, 11-24-16

20 vs. Charleston, 12-19-15

#### Davon Reed

26 at NC State, 2-4-17 ACC

24 at Wake Forest, 1-18-17 ACC

22 at #15/17 Florida State, 3-4-17 ACC

21 vs. Georgia Tech, 2-15-17 ACC

21 vs. Notre Dame, 1-12-17 ACC

21 vs. FAU, 12-16-16

21 vs. Virginia, 2-22-16 ACC

20 vs. NC State, 12-31-16 ACC



### 2017-18 ROSTER HAS SIX TOP-100 RECRUITS

Miami has signed three ESPN Top 100 recruits for the class of 2017, including McDonald's All-American and Jordan Brand Classic All-American No. 18 Lonnie Walker from Reading, Pa., No. 46 Chris Lykes from Bowie, Md., and No. 92 Deng Gak from Blairstown, N.J. New Zealander Sam Waardenburg also joins the class, and is practicing with the team this spring. This marks the second straight Miami recruiting class with at least two ESPN Top 100 players, following last year's signing of Bruce Brown (26) and Dewan Huell (28).

Walker is a 6-foot-5-inch shooting guard from Reading, Pa., with great ball handling skills and is Miami's highest-ranked recruit in program history. Lykes is a 5-foot-6-inch explosive do-it-all point guard from Bowie, Md., who plays at Gonzaga College (D.C.) High School. Gak is a 6-foot-11-

inch forward playing his prep ball at Blair Academy in New Jersey.

The 2017 trio will join current ESPN Top 100 Hurricanes Bruce Brown (No. 26 in 2016), Dewan Huell (No. 28 in 2016) and Ja'Quan Newton (No. 58 in 2014) in the fall of 2017. In just six seasons at The U, Larrañaga has recruited six of Miami's 11 ESPN Top 100 players since 2007.

#### ESPN Top 100 Players on 2017-18 Roster

<i>18 Lonnie Walker - 2017</i>	<i>26 Bruce Brown - 2016</i>
<i>46 Chris Lykes - 2017</i>	<i>28 Dewan Huell - 2016</i>
<i>92 Deng Gak - 2017</i>	<i>58 Ja'Quan Newton - 2014</i>

#### Miami's ESPN Top 100 Players, Since 2007

<i>18 Lonnie Walker - 2017</i>	<i>53 Edwin Rios - 2007</i>
<i>26 Bruce Brown - 2016</i>	<i>58 Ja'Quan Newton - 2014</i>
<i>28 Dewan Huell - 2016</i>	<i>83 Garrius Adams - 2009</i>
<i>28 DeQuan Jones - 2008</i>	<i>88 Donnavan Kirk - 2009</i>
<i>43 Durand Scott - 2009</i>	<i>92 Deng Gak - 2017</i>
<i>46 Chris Lykes - 2017</i>	

- Recruits under Coach L are in italics

### FRESHMAN RECORDS - GAME - SINCE 2004-05 (ALL GAMES, NOT JUST ACC TOURNAMENT)

#### Points

30 Bruce Brown vs. North Carolina 01/28/17

#### Field Goals Made

11 2x, last Bruce Brown vs. Duke 02/25/17

#### Field Goal Attempts

18 3x, last Bruce Brown vs. Duke 02/25/17

#### Field Goal Pct, min. 7 made

1,000 (8-8) Reggie Johnson vs. Wake Forest 03/11/10

#### 3-Point Field Goals Made

6 2x, last DJ Vasiljevic at Syracuse 01/04/17

#### 3-Point FG Attempts

12 2x, last DJ Vasiljevic at Syracuse 01/04/17

#### 3-Pt FG Pct, min. 4 made

1,000 (5-5) James Palmer at Virginia Tech 03/07/15

#### Free Throws Made

10 Bruce Brown vs. North Carolina 01/18/17

#### Free Throw Attempts

13 Bruce Brown vs. North Carolina 01/18/17

#### FT Pct, min. 8 made

.800 (8-10) 2x, last Reggie Johnson vs. Duke 03/13/10

#### Rebounds

14 Dwayne Collins vs. Virginia 02/21/07

#### Assists

10 2x, last Bruce Brown vs. SC State 12/06/16

#### Steals

6 2x, last Shane Larkin at North Carolina 01/10/12

#### Blocked Shots

5 Dwayne Collins vs. Mississippi St. 12/11/06

#### Minutes

41 Shane Larkin vs. Maryland 02/01/12

#### PRO CANES

James Jones	Cleveland Cavaliers
Sheldon McClellan	Washington Wizards
Jimmy Graham	Seattle Seahawks
Erik Swoope	Indianapolis Colts
Trey McKinney Jones	Fort Wayne Mad Ants (D-League)
Garrius Adams	Bashkimi (Kosovo)
Rion Brown	Kataja Basket (Finland)
Ivan Cruz Uceda	Cafes Candelas Breogan Lugo (Spain)
Guillermo Diaz	San Lorenzo de Almagra (Argentina)
Julian Gamble	Telekom Baskets Bonn (Germany)
Malcolm Grant	KK Tajfun Sentjur (Slovenia)
Tonye Jekiri	Bandirma Kirmizi (Turkey)
Reggie Johnson	Mono Vampire Bangkok (Thailand)
DeQuan Jones	Lille Metropole Basket (France)
Kenny Kadji	Trabzonspor Medical Park Basketbol (Turkey)
Donnavan Kirk	Fukuoka Rizing (Japan)
Shane Larkin	Saski Baskonia Vitoria (Spain)
Angel Rodriguez	Cholet (France)
Durand Scott	Enel Basket Brindisi (Italy)

### BROWN RECORDS PROGRAM'S SECOND TRIPLE-DOUBLE

Freshman guard Bruce Brown recorded a triple-double with 11 points, 11 rebounds and 10 assists against South Carolina State on Dec. 6. It was the second triple-double in program history at Miami, the 11th in the NCAA this season, fourth by a Power 6 player, second by a freshman (De'Aaron Fox, Kentucky) and the 23rd in ACC history.

In 2004, Miami's Anthony King recorded the school's first triple-double with 11 points, a school-record 13 blocks and 10 rebounds against FAU.

### LARRAÑAGA ONE OF THE BEST

All stats below are prior to the 2016-17 season.

Among active coaches, Jim Larrañaga is the 11th-winningest coach in the country at major schools with 588 victories, and is ranked No. 42 on the list of all-time winningest coaches at major schools. Among the seven ACC coaches with five-plus years in the league, in their first five years at their current school, Coach L is second in overall wins (118), overall winning percentage (.674), ACC victories (54), winning percentage in ACC games only (.614). Among all-time ACC coaches (includes only seasons coaching at ACC schools during years as ACC member), Coach L is ranked No. 25 all-time in ACC wins and No. 29 all-time in overall wins, in just five years in the league. He is ninth all-time in winning percentage in ACC games only (.614).

### MIAMI BASKETBALL - THE EARLY YEARS

The University of Miami basketball program was dormant for 14 years from 1971-1985. In 1983 Director of Athletics Sam Jankovich announced the resurrection of men's basketball at Miami, with the reinstatement vote by the UM Board of Trustees on Oct. 12, 1983. Head coach Bill Foster was hired March 21, 1984, adding assistants Clint Bryant, Seth Greenberg and Cesar Odio by July 1. On Oct. 15, 1984 the first men's basketball practice in 12 years was held on the patio in the center of campus, viewed by more than 200 students. Miami defeated The Citadel, 85-77, on Nov. 22, 1985, in the first game of the new era of UM basketball. Tim Harvey was the staff's first recruit, a 6-10, 240-pound center from Plainfield, N.J., who transferred from Georgia Tech.

### GRADUATION RATE ABOVE NATIONAL AVERAGE

UM student-athletes posted a Graduation Success Rate (GSR) of 90 percent, the NCAA announced in November. The figures released by the NCAA show that the Hurricanes are above the national average of 84 percent. Miami's GSR rate is tied for 15th among Football Bowl Subdivision (FBS) institutions. The men's basketball team posted a GSR score of 91 percent, which is above the national average, and is tied for 18th among FBS schools.

### REED IN MIAMI'S CAREER RECORD BOOKS

In his fourth year at The U, senior Davon Reed is making his way into the UM career record books.

#### SCORING

1. Rick Barry, 1962-65	2,298
15. James Jones, 1999-03	1,356
16. Davon Reed, 2013-17	1,331

#### 3-POINT FIELD GOALS MADE, CAREER

1. Jack McClinton, 2006-09	286
6. Adrian Thomas, 2005-11	204
7. Davon Reed, 2013-p	200

#### CONSECUTIVE GAMES WITH 3-POINT FG MADE, CAREER

1. Malcolm Grant, 2011-12	35
Jack McClinton, 2008-09	35
5. Davon Reed, 2016-17	27

#### GAMES STARTED, CAREER\*

1. Durand Scott, 2009-13	125
7. Anthony King, 2003-08	105
8. Alex Fraser, 1993-97	98
Davon Reed, 2013-p	98

#### GAMES PLAYED, CAREER

1. Tonye Jekiri, 2012-16	139
3. Durand Scott, 2009-13	132
4. Brian Asbury, 2005-09	130
Davon Reed, 2013-p	130

#### MINUTES PLAYED, CAREER\*

1. Durand Scott, 2009-13	4,238
4. Darius Rice, 2000-04	3,727
5. Davon Reed, 2013-p	3,642

### CANES VS. OPPONENT IN NATIONAL STATS (as of 3/13)

Category	Miami Rank	In ACC	Actual
Fewest Fouls	11	2	498
Personal Fouls Per Game	11	3	15.6
Scoring Defense	24	2	63.7
Rebound Margin	48	3	4.6
Field-Goal Percentage Defense	55	5	41.4
Won-Lost Percentage	69	8	65.6
Three Pt FG Defense	77	4	33.1
Scoring Margin	80	7	5.7
Blocked Shots Per Game	100	8	3.9
Total Blocks	108	9	124
Free-Throw Percentage	118	8	71.8
Field-Goal Percentage	122	11	45.3
Offensive Rebounds Per Game	128	4	11.06
Three-Point Field-Goal Percentage	133	10	35.9
Turnovers Per Game	137	12	12.7
Fewest Turnovers	148	12	40.7
Total Steals	148	9	20.4
Steals Per Game	152	8	6.4
Total Rebounds Per Game	159	8	36.03
Total Rebounds	169	9	1,153
Defensive Rebounds per Game	209	11	24.97
Free Throws Made	230	13	431
Turnover Margin	233	11	-0.8
Assist Turnover Ratio	252	15	0.94
Free Throw Attempts	255	12	600
Scoring Offense	263	13	69.4
Three-Point Field Goals Per Game	263	14	6.4
Total 3-point FGM	264	14	205
Total Assists	265	15	381
Turnovers Forced	274	11	11.88
Assists Per Game	276	15	11.9
3-pt Field Goal Attempts	292	13	571



### BECKNER NAMED ACC BASKETBALL LEGEND

Forward Wayne Beckner (1962-65) has been named Miami's 2017 ACC Basketball Legend. Beckner served as the Hurricanes' team captain for both the 1963-64 and 1964-65 seasons. The 6-foot-5-inch Flora, Ind., native finished his collegiate career with 960 points, 386 field goals made and 538 rebounds. Beckner was a career 83 percent free-throw shooter, and his Miami tenure included a game in which he connected on 18 field goal attempts (versus Tampa in 1965) and another in which he pulled down 24 rebounds (versus Rollins in 1963). Beckner averaged 18.3 points per game and 8.2 rebounds per game for the 1964-65 season, helping to lead the Hurricanes to a 22-4 record. Miami earned postseason appearances in the NIT in both Beckner's sophomore and junior seasons.

### STEVE EDWARDS TO BE INDUCTED INTO UMSHOF

University of Miami Sports Hall of Fame has announced its class of 2017 inductees, which includes Steve Edwards, who played basketball at Miami from 1992-96. One of the most prolific long-range shooters in Miami history, Edwards still ranks second in the record books with 265 career 3-point field goals, a mark that is still the BIG EAST Conference record. Edwards, a two-time honoree as "Mr. Basketball" in the state of Florida, was named to the conference all-freshman team in his first year for UMShoF member Coach Leonard Hamilton. Plagued by injuries his whole career, he still led Miami in scoring in three of his four seasons and ranks 13th all-time with 1,393 points and is 10th in career steals. "Stevie" led the Canes to their first post-season appearance (1994-1995) since the rebirth of the basketball program and back-to-back-winning seasons.

### ATTITUDE, COMMITMENT AND CLASS

Attitude, commitment and class are the cornerstone values of the Miami basketball program. Attitude: Be positive. Life is 10% what happens to you and 90% how you react to it. Commitment: Make a total and unconditional commitment to our program. Be passionate about what you do. Class: Show pride and respect in yourself and our program. Be the best you can be in thought, word and deed.

### RECRUITING THE STATE OF MIAMI

Coach Jim Larrañaga has put great emphasis on recruiting the "state of Miami." UM's recruits from Florida in the past five years include Shane Larkin (Orlando), Tonye Jekiri (Hialeah), Angel Rodriguez (Miami), Joe Thomas (Miami), Anthony Lawrence (St. Petersburg), Dewan Huell (Miami).

### 10 COMMITMENTS OF MIAMI BASKETBALL

- We will set our defense every time.
- We will pressure the man with the ball.
- We will pack the lane to prevent penetration.
- We will contest all shots, hands high. Without fouling.
- We will block out, rebound and run.
- We will run for layups and open threes.
- We will share the ball.
- We will penetrate the defense.
- We will create good shots both inside and outside.
- We will attack the offensive boards.

### SELLING OUT THE WATSCO CENTER

In just his fifth season in Coral Gables, Jim Larrañaga and Miami SOLD OUT the season ticket allotment for all home games last year at the Watsco Center. It was the first time in Miami athletics history a team sold out their season. And now, the arena is sold out in back-to-back seasons.

For two straight years, fans have bought over 5,500 season tickets, more than doubling the total number of season tickets sold in Larrañaga's first season in Coral Gables. When Coach L began his reign in Miami, fans bought 2,251 season tickets for the 2011-12 campaign. After a record-breaking season on the court in 2012-13, season tickets peaked at 3,674 for 2013-14, prior to this year's 5,750 mark.

#### Season Tickets per Year

2016-17: 5,750	2015-16: 5,500	2014-15: 3,427
2013-14: 3,674	2012-13: 2,372	2011-12: 2,251

### CORAL GABLES AND MIAMI FACTS

The Florida city of Coral Gables, situated just a few miles southwest of Miami, is part of Miami-Dade County. Incorporated in 1925, Coral Gables was created as a fully-planned community by George Merrick, who envisioned an upscale Miami suburb with large elements of Mediterranean-style architecture to highlight the region's Spanish influence. In 1925, roughly simultaneous to the founding of Coral Gables, the city was selected as the home to the University of Miami, which was constructed that year on 240 acres of land just west of U.S. Route 1, approximately two miles south of downtown Coral Gables.

The average temperature in Coral Gables is 75 degrees. Coral Gables averages 300 days of sunshine per year. The Venetian Pool, located in Coral Gables, is acclaimed as "the world's most beautiful public swimming pool."

Miami has 84 miles of beaches. Miami is the most southerly major city in the continental United States.

Miami is the consistently ranked by Dr. Beach's top 10 beaches in the U.S.

Miami is the only major city to be founded by a woman - Julia Tuttle.

Bordered by The Everglades National Park & Biscayne National Park, Miami is the only city in the US that is bordered by two national parks.

Miami is home to 150+ ethnicities and 60+ languages.

Memorable films made in Miami: Scarface, True Lies, 2 Fast 2 Furious, Bad Boys series, Caddyshack, The Bodyguard.

TV shows set/filmed in Miami: Miami Vice, Burn Notice, Dexter, The Golden Girls.

The Biltmore Golf Course in Coral Gables, has been played by Tiger Woods, and by amateur golf lovers Bill Clinton and Will Smith.

### 2016-17 STARTERS BY GAME

WCU	Newton	Lawrence	Reed	Izundu	Murphy
UNF	Newton	Lawrence	Reed	Izundu	Murphy
Penn	Newton	Brown	Reed	Lawrence	Murphy
Stanford	Newton	Lawrence	Reed	Izundu	Murphy
Iowa St.	Newton	Lawrence	Reed	Izundu	Murphy
Florida	Newton	Brown	Reed	Lawrence	Murphy
Rutgers	Newton	Brown	Reed	Huell	Murphy
Wofford	Newton	Brown	Reed	Huell	Murphy
SC State	Newton	Brown	Reed	Huell	Murphy
FAU	Newton	Brown	Reed	Huell	Murphy
GWU	Newton	Brown	Reed	Huell	Murphy
Columbia	Newton	Brown	Reed	Huell	Murphy
NC State	Newton	Brown	Reed	Huell	Murphy
Syracuse	Newton	Brown	Reed	Huell	Murphy
ND	Newton	Brown	Reed	Huell	Murphy
Pitt	Newton	Brown	Reed	Huell	Murphy
WFU	Newton	Brown	Reed	Huell	Murphy
Duke	Newton	Brown	Reed	Huell	Murphy
BC	Newton	Brown	Reed	Lawrence	Murphy
UNC	Newton	Brown	Reed	Lawrence	Murphy
FSU	Newton	Brown	Reed	Lawrence	Murphy
NCST	Newton	Brown	Reed	Huell	Murphy
VT	Newton	Brown	Reed	Huell	Murphy
UofL	Newton	Brown	Reed	Huell	Murphy
GT	Izundu	Brown	Reed	Lawrence	Murphy
Clemson	Izundu	Brown	Reed	Lawrence	Murphy
Virginia	Izundu	Brown	Reed	Lawrence	Murphy
Duke	Izundu	Brown	Reed	Lawrence	Murphy
VT	Izundu	Brown	Reed	Lawrence	Murphy
FSU	Newton	Brown	Reed	Lawrence	Murphy
SYR	Newton	Brown	Reed	Lawrence	Murphy
UNC	Newton	Brown	Reed	Lawrence	Murphy

### RECORD BY STARTING LINEUP

Newton, Brown, Reed, Huell, Murphy	10-5
Newton, Brown, Reed, Lawrence, Murphy	4-4
Newton, Reed, Lawrence, Murphy, Izundu	3-1
Brown, Reed, Lawrence, Murphy, Izundu	4-1

MIAMI INDIVIDUAL HIGHS	
Points	30, Bruce Brown, vs. North Carolina, 1/28
Field Goals Made	11, Bruce Brown, vs. Duke 2/25
Field Goal Attempts	18, Bruce Brown, vs. Duke 2/25
3-Point FG Made	7, Davon Reed, at NC State, 2/4
3-Point FG Attempts	12, DJ Vasiljevic, at Syracuse, 1/4
Free Throws Made	10, Bruce Brown, at North Carolina, 1/28
Free Throw Attempts	13, Bruce Brown, vs. North Carolina, 1/28
Rebounds	15, Kamari Murphy, at Duke, 1/21
Assists	10, Bruce Brown, vs. South Carolina State, 12/6
Blocks	3 (10x), Last by Dewan Huell, vs. Virginia Tech, 2/8

OPPONENT INDIVIDUAL HIGHS	
Points	31, Dennis Smith Jr., at NC State, 2/4
Field Goals Made	10, Dennis Smith Jr., at NC State, 2/4
Field Goal Attempts	20, Luke Kennard, vs. Duke 2/25
3-Point FG Made	8, Ty Outlaw, at Virginia Tech, 2/27
3-Point FG Attempts	10 (3x), last Ty Outlaw, at Virginia Tech, 2/27
Free Throws Made	9 (2x), last Andrew White III, vs. Syracuse, 3/8
Free Throw Attempts	10 (2x), last Andrew White III, vs. Syracuse, 3/8
Rebounds	12 (2x), last Tyler Lydon, vs. Syracuse, 3/8
Assists	10, John Gillon, at Syracuse, 1/4
Blocks	5, Omer Yurtseven, at NC State, 2/4

MIAMI HIGHS	
Points	94, at North Florida, 11/16
Points/Half	51 (2nd), vs. Western Carolina, 11/11
Field Goals Made	37, at North Florida, 11/16
Field Goal Att.	68, at North Florida, 11/16
Field Goal Pct.	55.6, at Pittsburgh, 1/14
3-Point FG Made	11 (2x), last at NC State, 2/4
3-Point FG Att.	26, at Syracuse, 1/4
Free Throws Made	24 (2x), vs. North Carolina, 1/28
Free Throw Att.	36, vs. Western Carolina, 11/11
Rebounds	52, vs. Western Carolina, 11/11
Assists	24, vs. South Carolina State, 12/6
Steals	11, vs. Penn, 11/19
Blocks	12, vs. Notre Dame, 1/12
Turnovers	20, vs. Columbia, 12/28
Bench Points	39, at North Florida, 11/16
Victory Margin	49, vs. Western Carolina, 11/11

OPPONENT HIGHS	
Points	96, at Wake Forest, 1/18
Points/Half	55 (2nd), vs. Boston College, 1/25
Field Goals Made	30, at Wake Forest, 1/18
Field Goal Att.	67 (2x), last vs. Notre Dame, 1/12
Field Goal Pct.	57.7, at Wake Forest, 1/18
3-Point FG Made	11, at Louisville, 2/11
3-Point FG Att.	33, vs. Western Carolina, 11/11
Free Throws Made	27, at Wake Forest, 1/18
Free Throw Att.	33, at Wake Forest, 1/18
Rebounds	46, vs. Duke 2/25
Assists	21, vs. North Carolina, 3/9
Steals	11, vs. Florida State, 2/1
Blocks	11 (2x), at NC State, 2/4
Turnovers	21, vs. Penn, 11/19
Bench Points	35, at North Florida, 11/16
Victory Margin	25, vs. North Carolina, 3/9

MIAMI LOWS	
Points	53, vs. North Carolina, 3/9
Points/Half	20 (1st half), at Virginia, 2/20
Field Goals Made	15, at Virginia, 2/20
Field Goal Att.	38, vs. Georgia Tech, 2/15
Field Goal Pct.	35.8, vs. North Carolina, 3/9
3-Point FG Made	1, vs. Duke 2/25
3-Point FG Att.	8, vs. Duke 2/25
Free Throws Made	2 (2x), last at Pittsburgh, 1/14
Free Throw Att.	3, at Pittsburgh, 1/14
Rebounds	26 (3x), last at Virginia Tech, 2/27
Assists	5, vs. Florida State, 2/1
Steals	3 (2x), at Wake Forest, 1/18
Blocks	1 (3x), last at Virginia Tech, 2/27
Turnovers	6, vs. George Washington, 12/22
Bench Points	0, at Duke, 1/21
Victory Margin	1, vs. Boston College, 1/25

OPPONENT LOWS	
Points	43, vs. Western Carolina, 11/11
Points/Half	14 (1st), vs. South Carolina State, 12/6
Field Goals Made	16, at Virginia, 2/20
Field Goal Att.	37, at Virginia Tech, 2/27
Field Goal Pct.	25.4, vs. Western Carolina, 11/11
3-Point FG Made	3 (6x), last at Virginia, 2/20
3-Point FG Att.	9, vs. Florida, 11/27
Free Throws Made	2 (2x), vs. Georgia Tech, 2/15
Free Throw Att.	3 (2x), vs. Georgia Tech, 2/15
Rebounds	17, vs. Georgia Tech, 2/15
Assists	6, vs. South Carolina State, 12/6
Steals	2 (2x), last vs. North Carolina, 1/28
Blocks	0, at Virginia Tech, 2/27
Turnovers	6, vs. Notre Dame, 1/12
Bench Points	2 (2x), last vs. Syracuse, 3/8
Victory Margin	5 (3x), last at Virginia Tech, 2/27



**MIAMI VS. AP RANKED OPPONENTS**

AP Only, Not USA TODAY

**All-Time**

Overall	53-147
Neutral	4-25
Overtime + 2OT	3-8
Single Overtime	3-4
Double Overtime	0-4

**Since the Rebirth ('85-86)**

Overall	52-136
Neutral	4-25

**Since Joining ACC ('04-05)**

Overall	27-63
Neutral	3-14
Overtime +2 OT	3-4
Single Overtime	3-2
Double Overtime	0-2

**Under Coach Larrañaga**

Overall	16-31
Neutral	2-8
Conference Games	11-21
OT + 2OT	2-2
2OT	0-1

**SINCE THE ARRIVAL OF COACH L**

2011-12	All: 2-6	H: 1-2	A: 1-3	N: 0-1
2012-13	All: 3-3	H: 2-0	A: 1-1	N: 0-2
2013-14	All: 0-5	H: 0-3	A: 0-2	N: 0-0
2014-15	All: 3-6	H: 1-3	A: 2-2	N: 0-1
2015-16	All: 5-4	H: 3-0	A: 0-2	N: 2-2
2016-17	All: 3-7	H: 2-2	A: 1-3	N: 0-2

**VS. RANKED ACC TEAMS, UNDER COACH L**

(ACC games only)

Top 5	All: 3-7	H: 2-2	A: 1-5
Top 10	All: 6-10	H: 4-5	A: 2-6
Top 15	All: 8-17	H: 6-7	A: 2-12
Top 20	All: 10-20	H: 6-9	A: 4-13
Top 25	All: 11-23	H: 7-10	A: 4-14
OT: 1-2	1OT: 2-1	2OT: 0-1	

**MIAMI VS. RANKED TEAMS UNDER COACH L**

[ ] Miami rank ( ) Opponent rank

AP/USA TODAY

**2011-12**

12/06/11	Memphis (21/20)	L	71-54
1/07/12	at Virginia * (21/23)	L	52-51
1/10/12	at North Carolina * (3/3)	L	73-56
2/05/12	[RV/-] at Duke * (7/5)	OTW	78-74
2/11/12	at Florida State * (15/17)	L	64-59
2/15/12	North Carolina * (8/7)	L	73-64
2/26/12	Florida State * (15/16)	W	78-62
3/09/12	vs. Florida State (17/17)	L	82-71

**2012-13**

11/28/12	Michigan State (13/14)	W	67-59
12/23/12	vs. Arizona (4/5)	L	69-50
1/23/13	[25/RV] Duke * (1/1)	W	90-63
2/2/13	[14/15] at NC State * (19/19)	W	79-78
3/2/13	[5/7] at Duke * (3/3)	L	79-76
3/28/13	[5/4] vs. Marquette (15/16)	L	71-61

**2013-14**

1/04/14	at Syracuse * (2/2)	L	49-44
1/22/14	Duke * (18/18)	L	67-46
1/25/14	Syracuse * (2/2)	L	49-44
2/05/14	Pittsburgh * (25/22)	OT L	59-55
2/26/14	at Virginia * (12/11)	L	65-40

**2014-15**

11/17/14	[RV] at Florida (8/7)	W	69-67
12/2/14	[15] Illinois ! (24/25)	W	70-61
1/3/15	Virginia * (3/3)	2OT L	80-89
1/13/15	at Duke * (4/4)	W	90-74
1/17/15	at Notre Dame * (12/12)	L	70-75
2/3/15	Louisville * (9/8)	L	55-63
2/21/15	at Louisville (12/12)	L	53-55
2/28/15	North Carolina (15/18)	L	64-73
3/12/15	Notre Dame (11/9)	L	63-70

**2015-16**

11/20/15	[RV/RV] vs. Utah (16)	W	90-66
11/22/15	[RV/RV] vs. Butler (22/20)	W	85-75
01/12/16	[8/9] at Virginia (11/13)	L	58-66
01/25/16	[15/13] vs. Duke (24/20)	W	80-69
02/20/16	[11/10] at UNC (5/4)	L	71-96
02/22/16	[12/11] vs. Virginia (3)	W	64-61
02/27/16	[12/11] vs. Louisville (11)	W	73-65

**2016-17**

11/25/16	#21/22 Iowa State	L	56-73
1/12/17	#20 Notre Dame	L	62-67
1/21/17	at #18 Duke	L	58-70
1/28/17	#9/6 North Carolina	W	77-62
2/1/17	#15/16 Florida State	L	57-75
2/11/17	at #4 Louisville	L	66-71
2/20/17	at #18/19 Virginia	OT W	54-48
2/25/17	#10/11 Duke	W	55-50
3/4/17	[25] at #15/17 Florida State	L	57-66
3/9/17	vs. #6 North Carolina	L	53-78

**MIAMI'S LARGEST IN 2016-17**

	Non-Conference	ACC
Lead	57, WCU	28, at Pitt
Deficit	21, vs. #21/22 Iowa State	23, at Wake Forest
Margin of Victory	49, vs. WCU	26, at Pitt
Margin of Defeat	17, vs. #21/22 Iowa State	18, Florida State
Halftime Lead	28 (2x) last vs. SC State	17, vs. North Carolina
Halftime Deficit	6, vs. #21/22 Iowa State	14, at Wake Forest
Deficit in Win	4, vs. Penn	12, at NC State
Halftime Deficit in Win	--	9, at NC State
Lead in Loss	8, vs. Florida	14, at Louisville
Halftime Lead in Loss	--	11, at Duke

**2016-17 LED (TIED) THE TEAM IN ...**

	Points	Rebounds	Assists	Steals	Blocks
Bruce Brown	5 (1)	6 (3)	11 (4)	5 (8)	1 (6)
Dewan Huell		1 (2)		(3)	11 (7)
Ebuka Izundu	1				2 (10)
Anthony Lawrence	1		1 (2)	7 (4)	1 (5)
Rodney Miller					(1)
Kamari Murphy	2	17 (4)		(1)	3 (6)
Ja'Quan Newton	8 (1)	1	9 (4)	3 (4)	
Davon Reed	12	3	4 (5)	7 (3)	2 (4)
DJ Vasiljevic	2			(4)	

Player	10+ pts	20+ pts	7+ rebs	2+ blks	4+ asts	3+ stls
Bruce Brown	19	3	11	4	15	4
Dewan Huell	6		5	5		
Ebuka Izundu	4		1	6		
Anthony Lawrence	9		2	2	4	7
Rodney Miller						
Kamari Murphy	9		19	4		
Ja'Quan Newton	22	5	2		11	3
Davon Reed	25	7	7	4	9	7
DJ Vasiljevic	8					

**AP TOP 25**

March 13, 2017 - Postseason

1	Villanova (59)	31-3	1,619
2	Gonzaga (6)	32-1	1,520
3	Kansas	28-4	1,479
4	Arizona	30-4	1,427
5	Kentucky	29-5	1,276
6	North Carolina	27-7	1,256
7	Duke	27-8	1,251
8	UCLA	29-4	1,208
9	Oregon	29-5	1,196
10	Louisville	24-8	983
11	SMU	30-4	953
12	Baylor	25-7	861
13	West Virginia	26-8	844
14	Notre Dame	25-9	684
15	Purdue	25-7	654
16	Florida State	25-8	570
17	Iowa State	23-10	562
18	Cincinnati	29-5	522
19	Wichita State	30-4	438
20	Florida	24-8	390
21	Butler	23-8	361
22	Saint Mary's	28-4	305
23	Michigan	24-11	254
24	Virginia	22-10	240
25	Wisconsin	25-9	153

**USA TODAY COACHES POLL**

March 13, 2017 - Postseason

1	Villanova (27)	31-3	747
2	Gonzaga (1)	32-1	691
3	Kansas (2)	28-4	687
4	Arizona	30-4	655
5	Kentucky	29-5	586
6	UCLA	29-4	575
7	Duke	27-8	567
8	North Carolina	27-7	564
9	Oregon	29-5	538
10	Louisville	24-8	459
11	Baylor	25-7	400
12	West Virginia	26-8	390
13	SMU	30-4	362
14	Notre Dame	25-9	356
15	Purdue	25-7	297
16	Cincinnati	29-5	282
17	Florida	24-8	245
18	Florida State	25-8	219
19	Wichita State	30-4	198
20	Iowa State	23-10	185
21	Saint Mary's	28-4	166
22	Wisconsin	25-9	159
23	Virginia	22-10	116
24	Butler	23-8	104
25	Middle Tennessee	30-4	99

Michigan 56, Minnesota 14, Northwestern 13, Vermont 12, Creighton 11, Oklahoma State 9, Xavier 9, UNC Wilmington 5, Maryland 4, California 4, USC 3, Dayton 1, South Carolina 1, Arkansas 1



### ACC TOURNAMENT GAMES (1-1)

#	Player	gp-gs	min	avg	Total		3-Point		F-Throw		Rebounds				pf	dq	a	to	blk	stl	pts	avg
					fg-fga	fg%	3fg-fga	3fg%	ft-fta	ft%	off	def	tot	avg								
11	Bruce Brown	2-2	61	30.5	10-19	.526	2-8	.250	4-4	1.000	2	10	12	6.0	4	0	2	4	0	1	26	13.0
21	Kamari Murphy	2-2	61	30.5	8-19	.421	0-0	.000	5-6	.833	6	8	14	7.0	4	0	2	3	1	0	21	10.5
05	Davon Reed	2-2	71	35.5	7-19	.368	4-12	.333	3-4	.750	3	7	10	5.0	4	0	2	4	1	2	21	10.5
04	DJ Vasiljevic	2-0	41	20.5	6-18	.333	4-14	.286	3-3	1.000	0	2	2	1.0	5	0	2	2	0	2	19	9.5
00	Ja'Quan Newton	2-2	59	29.5	6-13	.462	1-2	.500	1-5	.200	1	4	5	2.5	2	0	7	3	0	2	14	7.0
03	Anthony Lawrence	2-2	62	31.0	3-9	.333	3-7	.429	0-0	.000	2	3	5	2.5	6	0	5	4	1	4	9	4.5
14	Rodney Miller	1-0	8	8.0	1-3	.333	0-0	.000	0-0	.000	1	0	1	1.0	1	0	0	0	0	0	2	2.0
15	Ebuka Izundu	2-0	22	11.0	0-2	.000	0-0	.000	2-4	.500	2	1	3	1.5	4	0	0	0	1	0	2	1.0
20	Dewan Huell	1-0	11	11.0	0-1	.000	0-0	.000	1-2	.500	0	1	1	1.0	2	0	0	1	2	0	1	1.0
02	Mike Robinson	2-0	4	2.0	0-1	.000	0-1	.000	0-0	.000	0	0	0	0.0	0	0	0	0	0	0	0	0.0
Team											3	4	7					2				
Total.....		2	400		41-104	.394	14-44	.318	19-28	.679	20	40	60	30.0	32	0	20	23	6	11	115	57.5
Opponents.....		2	400		47-97	.485	14-38	.368	27-31	.871	13	49	62	31.0	25	0	31	21	5	15	135	67.5

### NEUTRAL SITES (3-3) STANFORD (W), IOWA STATE (L), FLORIDA (L), WOFFORD (W), SYRACUSE (W), NORTH CAROLINA (L)

#	Player	gp-gs	min	avg	Total		3-Point		F-Throw		Rebounds				pf	dq	a	to	blk	stl	pts	avg
					fg-fga	fg%	3fg-fga	3fg%	ft-fta	ft%	off	def	tot	avg								
00	Ja'Quan Newton	6-6	209	34.8	33-63	.524	2-5	.400	17-27	.630	4	10	14	2.3	5	0	22	15	0	7	85	14.2
05	Davon Reed	6-6	210	35.0	20-61	.328	9-31	.290	17-21	.810	7	19	26	4.3	8	0	9	13	1	7	66	11.0
11	Bruce Brown	6-4	176	29.3	23-49	.469	6-19	.316	13-16	.813	11	23	34	5.7	16	1	8	12	0	8	65	10.8
21	Kamari Murphy	6-6	189	31.5	18-44	.409	0-0	.000	11-13	.846	15	38	53	8.8	13	0	4	13	5	0	47	7.8
03	Anthony Lawrence	6-5	147	24.5	12-30	.400	7-20	.350	7-8	.875	2	16	18	3.0	19	1	9	11	1	10	38	6.3
04	DJ Vasiljevic	6-0	108	18.0	11-34	.324	8-26	.308	3-3	1.000	0	5	5	0.8	9	0	3	4	1	3	33	5.5
20	Dewan Huell	5-1	89	17.8	8-19	.421	0-0	.000	5-8	.625	6	11	17	3.4	13	0	1	7	4	1	21	4.2
15	Ebuka Izundu	6-2	59	9.8	3-9	.333	0-0	.000	5-8	.625	8	6	14	2.3	12	0	0	5	4	1	11	1.8
14	Rodney Miller	2-0	9	4.5	1-3	.333	0-0	.000	0-0	.000	1	0	1	0.5	1	0	0	0	0	0	2	1.0
02	Mike Robinson	2-0	4	2.0	0-1	.000	0-1	.000	0-0	.000	0	0	0	0.0	0	0	0	0	0	0	0	0.0
Team											7	13	20					2				
Total.....		6	1200		129-313	.412	32-102	.314	78-104	.750	61	141	202	33.7	96	2	56	82	16	37	368	61.3
Opponents.....		6	1200		138-319	.433	33-101	.327	74-95	.779	53	141	194	32.3	103	1	72	71	22	47	383	63.8

### NON-CONFERENCE 2016-17

#### 10-2 OVERALL

#### 7-0 HOME

#### 1-0 ROAD

#### 2-2 NEUTRAL

#	Player	gp-gs	min	avg	Total		3-Point		F-Throw		Rebounds				pf	dq	a	to	blk	stl	pts	avg
					fg-fga	fg%	3fg-fga	3fg%	ft-fta	ft%	off	def	tot	avg								
00	Ja'Quan Newton	12-12	382	31.8	69-139	.496	6-18	.333	40-55	.727	10	34	44	3.7	16	0	50	39	1	16	184	15.3
05	Davon Reed	12-12	397	33.1	55-124	.444	27-67	.403	33-41	.805	7	43	50	4.2	13	0	23	23	6	17	170	14.2
11	Bruce Brown	12-8	354	29.5	43-99	.434	8-29	.276	32-43	.744	23	64	87	7.3	27	1	39	22	5	19	126	10.5
20	Dewan Huell	12-6	248	20.7	39-75	.520	0-0	.000	15-19	.789	25	33	58	4.8	28	0	2	12	11	5	93	7.8
03	Anthony Lawrence	12-6	293	24.4	28-61	.459	11-29	.379	18-26	.692	9	42	51	4.3	30	1	15	21	9	21	85	7.1
21	Kamari Murphy	12-12	324	27.0	34-68	.500	0-1	.000	16-27	.593	32	61	93	7.8	29	1	7	25	8	3	84	7.0
04	DJ Vasiljevic	12-0	219	18.3	26-68	.382	21-53	.396	7-7	1.000	3	12	15	1.3	19	0	8	5	1	4	80	6.7
15	Ebuka Izundu	11-4	125	11.4	22-32	.688	0-0	.000	16-19	.842	18	16	34	3.1	23	0	2	14	12	4	60	5.5
14	Rodney Miller	7-0	38	5.4	4-7	.571	0-0	.000	3-7	.429	3	4	7	1.0	5	0	0	1	0	0	11	1.6
02	Mike Robinson	3-0	11	3.7	0-4	.000	0-3	.000	1-2	.500	1	0	1	0.3	1	0	0	1	0	1	1	0.3
35	Chris Stowell	3-0	9	3.0	0-1	.000	0-1	.000	0-0	.000	0	2	2	0.7	0	0	0	0	0	0	0	0.0
Team											18	22	40					1				
Total.....		12	2400		320-678	.472	73-201	.363	181-246	.736	149	333	482	40.2	191	3	146	164	53	90	894	74.5
Opponents.....		12	2400		260-699	.372	63-223	.283	120-166	.723	131	251	382	31.8	222	2	123	159	40	81	703	58.6



MIAMI'S RECORD WHEN... RECORD	2016-17		COACH L	
	ALL	ACC	AT UM	ACC
All games	21-11	10-8	139-68	64-42
Home	14-2	7-2	77-22	38-15
Away	4-6	3-6	40-32	26-27
Neutral	3-3	--	22-14	--
November	5-2	--	29-9	--
December	6-0	1-0	27-9	1-1
January	3-4	3-4	26-18	24-18
February	6-3	6-3	33-18	33-18
March	1-2	0-1	24-13	7-5
April	--	--	0-1	--
Vs. Top 10 opponents	2-2	2-1	7-13	6-9
Vs. Top 25 opponents (includes Top 10)	3-7	3-5	16-31	11-22
Vs. RV opponents (either or both polls)	1-2	0-1	11-4	4-1
Vs. teams over .500 on game day	14-11	9-8	90-61	47-37
Vs. teams under .500 on game day	5-0	1-0	32-6	13-5
Vs. teams at .500 on game day	2-0	--	16-1	4-0
While UM is in the Top 25	0-1	0-1	42-17	25-11
While UM is RV (only)	21-9	10-6	39-13	14-7
Leading at halftime	19-3	9-3	106-16	45-13
Trailing at halftime	2-7	1-4	28-49	15-27
Tied at halftime	0-1	0-1	5-3	3-2
Single overtime	1-0	1-0	4-6	2-2
Double overtime	--	--	3-1	2-1
In overtime games (single+double)	1-0	1-0	7-7	4-3
Leading with 2:00 left in regulation	20-1	9-1	128-8	59-4
Trailing with 2:00 left in regulation	1-10	1-7	9-57	4-37
Tied with 2:00 left in regulation	--	--	2-1	0-1
UM shoots 50% or better from field	10-0	5-0	52-5	19-2
UM shoots 40-49% from field	9-6	3-6	70-23	37-20
UM shoots under 40% from field	2-5	2-2	17-40	8-20
Opp. shoots 50% or better from field	2-4	2-3	9-23	5-14
Opp. shoots 40-49% from field	8-4	4-2	60-29	31-17
Opp. shoots under 40% from field	12-2	5-2	72-15	29-10
UM shoots 70% or better from the line	12-5	6-4	89-34	39-21
UM shoots less than 70% from the line	9-6	4-4	50-34	34-20
UM makes more 3-point FGs	10-5	4-4	72-28	34-22
UM makes fewer 3-point FGs	6-6	4-4	43-28	22-17
3-point FGs are even	5-0	2-0	15-5	8-3
Four or more Canes in double figures	12-1	4-0	69-13	28-9
Three Canes score in double figures	8-3	5-3	52-25	28-12
Two or less Canes score in double figures	1-7	1-5	18-30	8-21
UM outrebounds opponent	16-5	7-3	92-24	37-16
Opp. outrebounds UM	4-6	2-5	40-44	24-26
Tied in rebounds	1-0	1-0	6-0	3-0
UM records 10 or more steals	2-0	--	21-4	7-1
UM records 15 or more assists	8-2	4-2	42-4	19-3
UM commits less than 15 turnovers	13-7	6-6	118-55	55-36
UM commits 15 or more turnovers	8-4	4-2	19-7	7-6
UM commits less turnovers than opp.	10-2	4-2	76-25	35-14
UM commits more turnovers than opp.	9-7	4-4	49-30	21-20
Tied in turnovers	2-2	2-2	14-12	8-8
UM scores 59 points or less	2-7	2-4	11-33	7-21
UM scores between 60-69 points	2-3	0-3	38-23	20-11
UM scores between 70-79 points	12-1	6-1	57-11	25-9
UM scores between 80-89 points	3-0	2-0	22-1	8-1
UM scores between 90-99 points	2-0	--	10-0	3-0
UM scores 100 or more points	--	--	1-0	0-0
Playing during the morning (11 a.m.)	0-1	--	1-1	--
Playing during the afternoon	8-4	6-2	44-24	26-17
Playing in the evening (5 p.m. or later)	13-6	4-6	93-42	38-25
Games decided by three points or less	1-0	1-0	16-13	9-9
Games decided by four to 10 points	8-4	6-4	44-26	24-19
Games decided by 11-19 points	7-5	2-3	48-21	20-9
Games decided by more than 20 points	5-1	1-0	31-7	11-4

### SINCE THE ARRIVAL OF COACH JIM LARRAÑAGA AT MIAMI IN 2011-12 ...

(only includes teams while in the ACC, not with previous conference affiliations) as of March 5, 2017 (end of regular season)

- Miami won ACC Regular Season and ACC Tournament Championships in 2013.
- Miami has played in a pair of NCAA Sweet 16 games, in 2013 and 2016.
- Miami is one of four schools with seven-or-more wins in the ACC Tournament: North Carolina 10, NC State 8, Miami 7 and Florida State 7.
- Miami is one of six ACC schools with a winning record in the NCAA Tournament: Duke, Louisville, Miami, North Carolina, NC State and Notre Dame.
- Miami's seeds in the ACC Tournament have been No. 1, No. 3, No. 6 (2x) and No. 10.
- Miami is one of 10 ACC teams to make an NCAA tournament appearance.
- Miami played in the championship game of the NIT in 2015.
- Miami has 39 overall road wins, the third most in the conference, behind 41 from North Carolina and 40 by Virginia.
- Miami has posted a 10-7 combined record against Duke (5-3) and North Carolina (5-4).
- Miami has the fourth-most ACC wins (64) in league play, behind North Carolina (78), Duke (77) and Virginia (76).
- Miami has the fourth-most ACC road wins (26) in league play, behind North Carolina (34), Duke (32) and Virginia (30).
- Miami has the fourth-most ACC home wins (38), behind Virginia (46), Duke (45), North Carolina (44).
- Miami is one of four schools with seven or more wins in the ACC Tournament: North Carolina 10, NC State 8, Miami 7, Florida State 7
- Miami is one of seven ACC schools with a winning record in the NCAA tournament: Duke, Louisville, Miami, North Carolina, NC State, Notre Dame and Virginia.
- ACC Selections: Two ACC Coach of the Year, one ACC Player of the Year, ACC Defensive Player of the Year, one ACC Tournament MVP, four ACC All-Tournament, one first-team All-ACC, two second-team All-ACC, five third-team All-ACC, six honorable mention All-ACC, one ACC All-Rookie Team and six ACC All-Defensive Team.
- Miami has the most lopsided win over Duke (27 points) and second-most lopsided wins over North Carolina (26 points) and Florida State (24 points) of any ACC team.
- Miami has won nine ACC games by 20-or-more points: Boston College (27, 22, 22 and 21), Duke (27), North Carolina (26), Pitt (26), Florida State (24) and Virginia Tech (24).
- Won at Cameron Indoor Stadium twice. Dealt Duke two of its six overall, and four ACC, losses by 16-plus points. Scored 90 points against Duke twice. Dealt Duke two of its last four regular-season losses by 16-or-more points: 27 (90-63) on Jan. 23, 2013 at Miami, and 16 (90-74) on Jan. 13, 2015 at Duke.
- All 20 seniors have earned academic degrees from UM: Garrius Adams, Raphael Akpejori, Rion Brown, Ivan Cruz Uceda, Julian Gamble, Malcolm Grant, Justin Heller, Tonye Jekiri, Reggie Johnson, DeQuan Jones, Kenny Kadji, Donnavan Kirk, Sheldon McClellan, Kamari Murphy, Trey McKinney Jones, Ryan Quiglar, Angel Rodriguez, Durand Scott, Erik Swoope and Joe Thomas.

### In the five years prior to the arrival of Coach L (2006-11) ...

- Miami tied for the 10th-most ACC wins (29) in the league, tied with Georgia Tech (29), and ahead of NC State (25).
- Miami recorded 95 overall wins, seventh-most in the ACC.
- Miami's seeds in the ACC Tournament were No. 5, No. 8, No. 9 (2x) and No. 12.
- Miami was 1-14 combined vs. Duke and UNC.

• Miami had one first-team All-ACC, one second-team All-ACC, two third-team All-ACC, one honorable mention All-ACC, one ACC All-Rookie Team and one ACC All-Tournament Team selection.

### COACH LARRAÑAGA'S MILESTONE VICTORIES

Victory	Date	Opponent	Score	School
50	02/10/88	Miami (Ohio)	65-59	Bowling Green
100	02/23/91	Kent State	84-57	Bowling Green
150	12/22/94	at Ohio State	59-50	Bowling Green
200	12/27/97	Northeastern	66-60	George Mason
250	12/20/00	Coastal Carolina	81-65	George Mason
300	12/02/03	East Carolina	76-65	George Mason
350	01/26/06	William & Mary	81-58	George Mason
400	02/27/08	William & Mary	68-59	George Mason
450	12/08/10	Loyola (Md.)	66-52	George Mason
500	01/05/12	at Georgia Tech	62-49	Miami
550	01/24/15	at Syracuse	66-62	Miami
600	1/14/17	at Pittsburgh	72-46	Miami
100th win at Miami	Co. of Charleston, 12/19/15	85-63		





## THE LAST TIME ...

### Player Scored 30 Points

Miami Bruce Brown (30), vs. North Carolina, 1/28/17  
Opponent Dennis Smith Jr. (31), at NC State, 2/4/17

### Player Scored 35 Points

Miami Jack McClinton (35) vs. North Carolina, 3/15/09  
Opponent Xavier Rathan-Mayes (35) Florida State, 2/25/15

### Player Scored 40 Points

Miami Darius Rice (43) vs. Connecticut, 1/20/03  
Opponent Sean Singletary (41), Virginia, 3/1/08

### Two Players Scored 20 Points

Miami Ja'Quan Newton (21), Davon Reed (20), vs. NC State, 12/31/16  
Opponent Dennis Smith Jr. (31), Terry Henderson (21), at NC State, 2/4/17

### Three Players Scored 20 Points

Miami Dwayne Collins (23), Brian Asbury (21), Jack McClinton (20) vs. Virginia Tech, 1/25/09  
Opponent Travis Mays (40), Alvin Hegggs (22), Lance Blanks (21), Texas, 2/22/89

### Five (not 5+) Players Scored in Double Figures

Miami Ja'Quan Newton (18), Bruce Brown (15), Dewan Huell (11),  
DJ Vasiljevic (11), Davon Reed (11) vs Penn, 11/19/16  
Opponent Justin Robinson (15), Chris Clarke (13), Ahmed Hill (12),  
Seth Allen (10), Zach LeDay (10) vs. Virginia Tech 2/9/17

### Six (not 6+) Players Scored in Double Figures

Miami Davon Reed (19), Angel Rodriguez (18), Sheldon McClellan (16),  
Ivan Cruz Uceda (13), Anthony Lawrence (12), Ja'Quan Newton (11)  
vs. Louisiana 11/16/15

### Seven+ Players Scored in Double Figures

Miami Sheldon McClellan (18), Ja'Quan Newton (15), James Palmer (14), Ebuka Izundu (11)  
Angel Rodriguez (11), Ivan Cruz Uceda (10), Anthony Lawrence Jr. (10)  
vs. Mississippi State 11/19/15

### Player Grabbed 15 Rebounds

Miami Kamari Murphy (15), at Duke, 1/21/17  
Opponent Brice Johnson (15) vs. North Carolina, 2/20/16

### Two Players Grabbed 10 Rebounds

Miami Kamari Murphy (10), Dewan Huell (10), vs. FAU, 12/16/16  
Opponent Tyler Roberson (11), Tyler Lydon (10), Syracuse, 1/2/16

### Three Players Grabbed 10 Rebounds

Miami Mark Richardson (11), Eric Brown (10), Joe Wylie (10) vs. FIU, 3/6/89  
Opponent Matt Harpring (12), Dion Glover (10), Michael Maddox (10), Georgia Tech, 12/27/97

### Player Had 10 Assists

Miami Bruce Brown (10), vs. South Carolina State, 12/6/16  
Opponent John Gillon (11), at Syracuse, 1/4/17

### Player Had 10 Blocks

Miami Anthony King (10) vs. Florida Atlantic, 11/29/04  
Opponent Jarvis Varnado (10), Mississippi State, 12/13/07

### Player Had a Double-Double

Miami Kamari Murphy (16 pts, 12 reb), vs. Syracuse, 3/8/17  
Opponent Isaiah Wilkins (10 pts, 10 reb), at Virginia, 2/20/17

### Player Had a Triple-Double

Miami Bruce Brown (11 pts, 11 reb, 10 ast), vs. South Carolina State, 12/6/16  
Opponent Brendan Haywood (18 pts, 14 reb, 10 blks), North Carolina, 12/4/00

### Two Players Had Double-Doubles

Miami Kamari Murphy (11 pts, 13 reb) and Davon Reed (10 pts, 12 reb) vs. Buffalo, 3/17/16  
Opponent Brice Johnson (22 pts, 11 rebs) & J.P. Tokoto (10 pts, 10 rebs), North Carolina, 2/28/15

### Team Scored 100 Points

Miami 105 vs. Mississippi State, 11/19/15  
Opponent 105, North Carolina, 1/31/07

### Team Scored 90-99 Points

Miami 94, at North Florida, 11/16/16  
Opponent 96, at Wake Forest, 1/18/17

### Team Scored 50 Points in a Half

Miami 51 (2nd half) vs. Western Carolina, 11/11/16  
Opponent 55 (2nd half) vs. Boston College, 1/25/17

### Team Shot 50 Percent in Both Halves

Miami .522 (12-23) / .600 (9-15), vs. Georgia Tech, 2/15/17  
Opponent .524 (11-21) / .531 (17-32), vs. North Carolina, 3/9/17

### Team Shot 60 Percent in a Half

Miami .619 (13-21), first half, vs. Syracuse, 3/8/17  
Opponent .621 (18-29), first half, at NC State, 2/4/17

### Team Shot 70 Percent in a Half

Miami .739 (17-23), first half, at Florida State, 2/13/13

### Team Shot 60 Percent in a Game

Miami .638 (30-47), at Florida State, 2/13/13  
Opponent .627 (32-51), Villanova, 3/24/16

### Team Shot Less Than 30 Percent in a Game

Miami .293 (12-41), vs. Eastern Kentucky, 12/19/14  
Opponent .290 (18-62), vs. South Carolina State, 12/6/16

### Team Won by 50+ Points

Miami 50, vs. Nova Southeastern, 11/16/09  
Opponent 53, by Notre Dame, 2/22/86

### Team won by 40-49 Points

Miami 49, vs. Western Carolina, 11/11/16  
Opponent 41, at North Carolina, 1/31/07

### Team Won by 30-39 Points

Miami 36, vs. South Carolina State, 12/6/16  
Opponent 32, at Charlotte (11/28/00)

### Overtime

Miami won in overtime 54-48 (OT) at No. 18/19 Virginia, 2/20/17  
Miami lost in overtime 66-64 (OT) vs. Stanford, 4/2/15, NIT Championship

### Rankings

Miami defeated a ranked opponent 55-50, vs. No. 10/11 Duke, 2/25/17  
Miami lost to a ranked opponent 78-53, vs. No. 6 North Carolina, 3/9/17  
Miami defeated a top 5 opponent 64-61 vs.No. 3 Virginia, 2/22/16  
Miami lost to a top 5 opponent 71-66 at No. 4 Louisville, 2/11/17

### THE LAST TIME A MIAMI FRESHMAN ...

Scored 26+ Points: Bruce Brown (30), vs. North Carolina, 1/28/17  
Scored 20-25 Points: Bruce Brown (21), vs. North Carolina, 3/9/17  
Perfect from Field (5+ att): Reggie Johnson (RS), 8-of-8, vs. Wake Forest, 3/11/10  
Perfect from 3-Pt (3+ att): Anthony Lawrence, 4-of-4, vs. Notre Dame, 2/3/16  
10+ Rebounds: Bruce Brown, 12, vs. George Washington, 12/22/16  
10+ Assists: Bruce Brown, 10, vs. South Carolina State, 12/6/16  
5-9 Assists: Bruce Brown, 5, at Virginia Tech, 2/27/17  
5+ Steals: Shane Larkin, 6, vs. North Carolina, 01/10/12  
4+ Blocks: Raphael Akpejori, 4, McNeese State, 11/24/10  
Double-Double: Bruce Brown (14 pts, 12 reb), vs. George Washington, 12/22/16  
Triple-Double: Bruce Brown (11 pts, 11 reb, 10 ast), vs. South Carolina State, 12/6/16



# JIM LARRAÑAGA

Head Coach, Sixth Season  
Providence, 1971

## HEAD COACH

2011-pres.	Miami
1997-2011	George Mason
1986-97	Bowling Green
1977-79	American International
Assistant Coach	
1979-86	Virginia
1971-76	Davidson
Player / Coach	
1977	Geronemo Basketball Club (Belgium)

## NCAA APPEARANCES

1999 - George Mason
2001 - George Mason
2006 - George Mason (Final Four)
2008 - George Mason
2011 - George Mason
2013 - Miami (Sweet 16)
2016 - Miami (Sweet 16)

## NIT APPEARANCES

1990 - Bowling Green
1991 - Bowling Green
1997 - Bowling Green
2002 - George Mason
2004 - George Mason
2009 - George Mason
2012 - Miami
2015 - Miami (Championship game)

## PLAYING CAREER

Geronemo Basketball Club (Belgium) 1976-77  
Providence College, 1967-71  
Archbishop Molloy High School, 1963-67

## COACHING HONORS

AP, Naismith, Iba, Rupp Coach of the Year, 2013  
NABC All-District II, 2013  
USBWA District IV Coach of the Year, 2013, 2016  
Clair Bee National Coach of the Year, 2006  
ACC Coach of the Year, 2013, 2016  
CAA Coach of the Year, 2011, 1999  
MAC Coach of the Year, 1997  
Seven NCAA tournament appearances: 2016, 2013, 2011, 2008, 2006, 2001, 1999  
Eight postseason NIT appearances: 2015, 2012, 2009, 2004, 2002, 1997, 1991, 1990  
Ten 20-win seasons

## PERSONAL

Hometown Bronx, N.Y.  
Born Oct. 2, 1949  
Family Wife: Liz  
Sons: Jay and Jon  
Grandchildren: Tia, James, Jon Temple and Henry  
Education Providence College, 1971, B.A. Economics  
Archbishop Molloy High School, 1967

## NOTABLE COLLEGE PLAYERS COACHED

**Sheldon McClellan** (Miami) - All-ACC Second Team, ACC Tournament Second Team  
**Shane Larkin** (Miami) - NBA first round draft pick (18th overall), ACC Player of the Year, ACC Tournament MVP, finalist for Cousy, Naismith & Wooden awards, All-ACC First Team and All-ACC Defensive Team, Lute Olson National Player of the Year, AP and NABC All-American (Second team), Sporting News All-American (Third), ESPN, Wooden, Olson and Driesell Defensive All-American, USBWA All-District, Basketball Times All-District  
**Durand Scott** (Miami) - ACC Defensive Player of the Year, ACC Tournament First Team, All-ACC Third Team  
**George Evans** (George Mason) - Three-time CAA Player of the Year, CAA Rookie of the Year, three-time CAA Defensive Player of the Year, three-time CAA All-Defensive Team  
**Antonio Daniels** (Bowling Green) - MAC Player of the Year, MAC Freshman of the Year

## WINNINGEST ACTIVE COACHES AT MAJOR SCHOOLS

\*Totals listed are at the end of the 2016-17 regular season  
List compiled from "wins vs. major schools" on sports-reference.com

Rank	Coach	*Wins
1.	Mike Krzyzewski, Duke	1,066
2.	Jim Boeheim, Syracuse	902
3.	Roy Williams, North Carolina	809
4.	Rick Pitino, Louisville	767
5.	Bob Huggins, West Virginia	744
6.	Cliff Ellis, Coastal Carolina	730
7.	John Calipari, Kentucky	688
8.	Rick Barnes, Tennessee	635
9.	Bill Self, Kansas	620
10.	Dana Altman, Oregon	590
11.	Jim Larrañaga, Miami	580
12.	Tubby Smith, Memphis	577
13.	Steve Fisher, San Diego State	569
14.	Tom Izzo, Michigan State	542
15.	Fran Dunphy, Temple	539

## LARRAÑAGA YEAR-BY-YEAR

Year	School	Overall		Conference		Post Season
		W-L	W-L	Finish		
1977-78	American International	14-13				
1978-79	American International	13-13				
1986-87	Bowling Green	15-14	10-6	3		
1987-88	Bowling Green	12-16	7-9	t-5		
1988-89	Bowling Green	13-15	6-10	t-6		
1989-90	Bowling Green	18-11	9-7	t-3	NIT 0-1	
1990-91	Bowling Green	17-13	9-7	t-4	NIT 0-1	
1991-92	Bowling Green	14-15	8-8	5		
1992-93	Bowling Green	11-16	8-10	t-6		
1993-94	Bowling Green	18-10	12-6	t-2		
1994-95	Bowling Green	16-11	10-8	t-5		
1995-96	Bowling Green	14-13	9-9	t-6		
1996-97	Bowling Green	22-10	13-5	t-1	NIT 0-1	
1997-98	George Mason	9-18	6-10	6		
1998-99	George Mason	19-11	13-3	1	NCAA 0-1	
1999-00	George Mason	19-11	12-4	t-1		
2000-01	George Mason	18-12	11-5	3	NCAA 0-1	
2001-02	George Mason	19-10	13-5	2	NIT 0-1	
2002-03	George Mason	16-12	11-7	4		
2003-04	George Mason	23-10	12-6	3	NIT 2-1	
2004-05	George Mason	16-13	10-8	6		
2005-06	George Mason	27-8	15-3	t-1	NCAA 4-1	
2006-07	George Mason	18-15	9-9	5		
2007-08	George Mason	23-11	12-6	2	NCAA 0-1	
2008-09	George Mason	22-11	13-5	2	NIT 0-1	
2009-10	George Mason	17-15	12-6	4	CIT 0-1	
2010-11	George Mason	27-7	16-2	1	NCAA 1-1	
2011-12	Miami	20-13	9-7	t-4	NIT 1-1	
2012-13	Miami	29-7	15-3	1	NCAA 2-1	
2013-14	Miami	17-16	7-11	10		
2014-15	Miami	25-13	10-8	6	NIT 4-1	
2015-16	Miami	27-8	13-5	t-2	NCAA 2-1	
2016-17	Miami	21-11	10-8	t-7		
	Overall	609-402	330-206	16-16	NCAA 9-7 NIT 7-8 CIT 0-1	

Years	Team	Record	W/L Pct.
2 years	American International	27-26	.509
11 years	Bowling Green	170-144	.541
14 years	George Mason	273-164	.625
6th year	Miami	139-68	.673
33rd year		609-402	.603

## WINNINGEST COACHES AT MAJOR SCHOOLS

\*Totals listed are at the end of the 2016-17 regular season

	Name	*Total Wins
1.	Mike Krzyzewski	1,066
2.	Jim Boeheim	902
3.	Bob Knight	899
4.	Dean Smith	879
5.	Jim Calhoun	877
6.	Adolph Rupp	876
7.	Roy Williams	809
8.	Eddie Sutton	806
9.	Lefty Driesell	786
10.	Lute Olson	776
11.	Lou Henson	775
12.	Rick Pitino	767
13.	Jerry Tarkanian	761
14.	E.A. Diddle	759
15.	Hank Iba	752
16.	Bob Huggins	744
17.	Cliff Ellis	730
18.	Ray Meyer	724
19.	Phog Allen	719
	Don Haskins	719
21.	John Calipari	688
22.	Mike Montgomery	676
23.	Denny Crum	675
24.	Ralph Miller	674
25.	Gary Williams	668
26.	John Wooden	664
27.	Rick Barnes	635
28.	Hugh Durham	634
	Norm Stewart	634
30.	Stew Morrill	620
	Bill Self	620
32.	Billy Tubbs	609
33.	Slats Gill	599
34.	Tom Davis	597
35.	John Thompson	596
36.	Thomas Penders	594
37.	Guy Lewis	592
38.	Lon Kruger	590
	Dana Altman	590
40.	Bobby Cremins	586
41.	<b>Jim Larrañaga</b>	<b>580</b>
42.	Tubby Smith	577
43.	Steve Fisher	569
44.	Gale Catlett	565
45.	Tony Hinkle	558
	Norm Sloan	558
47.	Gene Keady	550
48.	Frank McGuire	549
49.	Tom Izzo	542
50.	Fran Dunphy	539



**Official Basketball Box Score -- Game Totals -- Final Statistics**  
**Barry vs Miami**  
**11-02-16 7:05 PM at Watsco Center | Coral Gables, Fla.**

**Barry 62**

#	Player	Total		3-Ptr		Rebounds			PF	TP	A	TO	Blk	Stl	Min
		FG-FGA	FG-FGA	FT-FTA	Off	Def	Tot								
02	Arie WILLIAMS	* 1-9	0-6	2-2	2	1	3	4	4	2	0	0	1	31	
01	Elvar FRIDRIKSSON	* 6-10	5-8	0-0	2	3	5	4	17	5	5	0	0	34	
22	Daniel MORTENSEN	* 0-7	0-5	0-0	2	2	4	2	0	2	0	1	0	20	
24	Kenan GUZONJIC	* 0-5	0-3	1-2	0	2	2	1	1	3	2	0	0	22	
32	Adrian GONZALEZ	* 4-11	0-0	3-4	1	2	3	1	11	1	0	0	0	23	
01	Josh IRVING	0-0	0-0	0-0	0	0	0	0	0	1	0	0	0	2	
03	David SACHS	0-1	0-0	0-0	0	0	0	0	1	0	1	0	0	5	
05	Evan WALSHJE	0-0	0-0	3-4	0	1	1	1	3	0	1	0	1	7	
11	Sawyer GLICK	6-12	6-10	0-0	0	5	5	2	18	0	0	0	0	22	
14	Kooper GLICK	1-2	0-0	0-0	0	1	1	3	2	0	0	0	0	7	
15	Marko TOMIC	1-2	1-2	0-0	0	3	3	3	3	0	0	0	0	14	
21	Theo TURNER	0-0	0-0	0-0	0	1	1	3	0	0	0	0	0	7	
25	David MOYA	1-1	1-1	0-0	0	0	0	1	3	0	2	0	0	4	
33	Bryce ANDREWS	0-0	0-0	0-0	0	0	0	0	0	0	0	0	0	1	
45	Jonathan NUNEZ	0-0	0-0	0-0	0	0	0	0	0	0	0	0	0	1	
	Team				3	2	5				1				
	Totals	20-60	13-35	9-12	10	23	33	26	62	15	11	1	2	200	

FG % 1st Half: 10-32 31.3% 2nd half: 10-28 35.7% Game: 20-60 33.3%  
 3FG % 1st Half: 5-14 35.7% 2nd half: 8-21 38.1% Game: 13-35 37.1%  
 FT % 1st Half: 6-8 75.0% 2nd half: 3-4 75.0% Game: 9-12 75.0%

**Miami 73**

#	Player	Total		3-Ptr		Rebounds			PF	TP	A	TO	Blk	Stl	Min
		FG-FGA	FG-FGA	FT-FTA	Off	Def	Tot								
00	Ja'Quan Newton	* 5-10	0-1	8-9	0	3	3	4	18	4	4	0	1	29	
03	Anthony Lawrence	* 2-4	0-0	2-6	2	5	7	1	6	4	1	1	2	36	
05	Davon Reed	* 8-11	5-6	0-0	0	4	4	4	21	2	3	1	1	35	
15	Ebuka Izundu	* 3-4	0-0	2-4	1	5	6	1	8	0	1	0	0	18	
21	Kamari Murphy	* 4-8	0-0	0-0	0	7	7	4	8	2	4	1	0	24	
04	Rashad Muhammad	0-0	0-0	0-0	0	1	1	0	0	0	0	0	0	7	
11	DJ Vasiljevic	0-4	0-2	0-0	1	0	1	1	0	0	0	0	0	10	
11	Bruce Brown	3-5	2-3	2-6	1	5	6	4	10	0	2	0	0	26	
14	Rodney Miller	0-0	0-0	0-0	0	0	0	0	1	0	0	0	0	2	
20	Dewan Huell	0-2	0-0	2-2	0	0	0	0	2	1	0	0	0	13	
	Team				2	2	4								
	Totals	25-48	7-12	16-27	7	32	39	20	73	13	15	3	4	200	

FG % 1st Half: 14-25 56.0% 2nd half: 11-23 47.8% Game: 25-48 52.1%  
 3FG % 1st Half: 4-7 57.1% 2nd half: 3-5 60.0% Game: 13-35 37.1%  
 FT % 1st Half: 6-12 50.0% 2nd half: 10-15 66.7% Game: 16-27 59.3%

Officials: Louie Andrakakos, Jeff Nichols, Trey Styons  
 Technical fouls: Barry-None, Miami-None.  
 Attendance: 6542

Score by periods	1st	2nd	Total
Barry	31	31	62
Miami	38	35	73

Last FG - BARRY-MB 2nd-01:06, UM 2nd-02:01.  
 Largest lead - BARRY-MB None, UM by 15 1st-07:00.  
 BARRY-MB led for 00:00, UM led for 39:19. Game was tied for 00:24.

**Official Basketball Box Score -- Game Totals -- Final Statistics**  
**Western Carolina vs Miami**  
**11-11-16 7:04 pm at Watsco Center | Coral Gables, Fla.**

**Western Carolina 43 • 0-1**

#	Player	Total		3-Ptr		Rebounds			PF	TP	A	TO	Blk	Stl	Min
		FG-FGA	FG-FGA	FT-FTA	Off	Def	Tot								
01	Elijah Pughsley	* 0-14	0-9	0-0	1	3	4	3	0	2	6	0	0	26	
05	Devin Peterson	* 2-10	0-0	2-2	0	2	2	4	6	0	0	0	1	25	
12	Marc Gosselin	* 1-3	0-2	0-0	0	2	2	4	2	0	2	0	1	14	
13	Deriece Parks	* 4-12	2-9	0-0	3	2	5	1	10	3	2	0	1	28	
41	Charlenez Brooks	* 0-0	0-0	0-0	1	0	1	3	0	2	0	0	0	7	
00	Maurice Smith	0-4	0-1	0-0	0	3	3	1	0	2	1	0	0	17	
03	Jason McMillan	3-6	3-6	0-0	0	0	0	0	9	0	0	0	0	9	
22	Jesse Deloach	1-3	0-0	0-0	0	0	0	3	2	0	0	2	0	15	
32	Devonte Fuller	0-2	0-1	0-0	1	0	1	0	1	1	0	0	0	5	
33	Onno Steger	4-9	2-5	0-0	2	4	6	2	10	2	2	1	0	26	
35	Yalim Olcay	2-4	0-0	0-1	2	5	7	5	4	0	0	0	0	17	
44	Adam Sledd	0-0	0-0	0-0	0	1	1	3	0	0	0	0	0	11	
	Team				4	0	4								
	Totals	17-67	7-33	2-3	14	22	36	29	43	10	16	3	3	200	

FG % 1st Half: 8-35 22.9% 2nd half: 9-32 28.1% Game: 17-67 25.4%  
 3FG % 1st Half: 2-15 13.3% 2nd half: 5-18 27.8% Game: 7-33 21.2%  
 FT % 1st Half: 0-1 0.0% 2nd half: 2-2 100.0% Game: 2-3 66.7%

**Miami 92 • 1-0**

#	Player	Total		3-Ptr		Rebounds			PF	TP	A	TO	Blk	Stl	Min
		FG-FGA	FG-FGA	FT-FTA	Off	Def	Tot								
00	Ja'Quan Newton	* 3-8	0-0	7-10	0	4	4	2	13	2	2	0	1	25	
03	Anthony Lawrence	* 3-5	1-1	1-1	1	5	6	2	8	3	1	3	3	23	
05	Davon Reed	* 3-6	2-3	0-2	1	4	5	0	8	1	0	1	1	24	
15	Ebuka Izundu	* 5-5	0-0	4-4	2	3	5	3	14	1	3	1	1	13	
21	Kamari Murphy	* 5-9	0-0	3-4	3	5	8	1	13	0	2	1	1	24	
02	Mike Robinson	0-0	0-0	0-0	0	0	0	0	0	0	0	0	1	5	
04	DJ Vasiljevic	4-8	3-7	0-0	1	1	2	4	11	2	0	0	1	23	
11	Bruce Brown	2-8	0-2	3-6	1	7	8	0	7	5	1	1	0	25	
14	Rodney Miller	1-4	0-0	3-6	2	0	2	1	5	0	0	0	0	10	
20	Dewan Huell	5-9	0-0	3-3	2	5	7	2	13	1	1	1	0	25	
35	Chris Stowell	0-0	0-0	0-0	0	0	0	0	0	0	0	0	0	3	
	Team				2	3	5								
	Totals	31-62	6-13	24-36	15	37	52	15	92	15	10	8	9	200	

FG % 1st Half: 14-33 42.4% 2nd half: 17-29 58.6% Game: 31-62 50.0%  
 3FG % 1st Half: 4-9 44.4% 2nd half: 2-4 50.0% Game: 6-13 46.2%  
 FT % 1st Half: 9-15 60.0% 2nd half: 15-21 71.4% Game: 24-36 66.7%

Officials: Bill Covington Jr., Sean Hull, Bill McCarthy  
 Technical fouls: Western Carolina-None, Miami-None.  
 Attendance: 7142

Score by periods	1st	2nd	Total
Western Carolina	18	25	43
Miami	41	51	92

Last FG - WCU 2nd-00:16, UM 2nd-00:30.  
 Largest lead - WCU None, UM by 57 2nd-02:50.  
 WCU led for 00:00, UM led for 38:00. Game was tied for 02:00.

**Official Basketball Box Score -- Game Totals -- Final Statistics**  
**Miami vs North Florida**  
**11-16-16 7:00 PM at UNF Arena | Jacksonville, Fla.**

**Miami 94 • 2-0**

#	Player	Total		3-Ptr		Rebounds			PF	TP	A	TO	Blk	Stl	Min
		FG-FGA	FG-FGA	FT-FTA	Off	Def	Tot								
21	Kamari Murphy	f 3-6	0-0	2-2	3	6	9	2	8	1	3	0	0	27	
15	Ebuka Izundu	c 2-2	0-0	0-0	3	1	4	1	4	0	0	0	0	4	
00	Ja'Quan Newton	7-10	0-1	2-2	0	3	3	3	16	7	0	0	0	27	
03	Anthony Lawrence	g 4-8	1-3	1-2	1	4	5	1	10	2	4	1	1	31	
05	Davon Reed	g 6-11	3-6	2-3	0	3	3	2	17	2	3	0	2	29	
02	Mike Robinson	0-2	0-2	0-0	0	0	0	0	0	0	0	0	0	3	
04	DJ Vasiljevic	4-10	3-6	2-2	0	1	1	3	13	0	0	0	1	21	
11	Bruce Brown	3-7	0-1	1-2	2	4	6	1	7	2	0	0	2	25	
14	Rodney Miller	2-2	0-0	0-0	1	2	3	2	4	0	0	0	0	11	
20	Dewan Huell	6-9	0-0	3-3	3	5	8	4	15	0	0	1	0	19	
35	Chris Stowell	0-1	0-1	0-0	0	0	0	0	0	0	0	0	0	3	
	Team				2	2	4								
	Totals	37-68	7-20	13-16	15	31	46	19	94	14	10	2	9	200	

FG % 1st Half: 19-37 51.4% 2nd half: 18-31 58.1% Game: 37-68 54.4%  
 3FG % 1st Half: 6-11 54.5% 2nd half: 1-9 11.1% Game: 7-20 35.0%  
 FT % 1st Half: 4-7 57.1% 2nd half: 9-9 100.0% Game: 13-16 81.3%

**North Florida 56 • 1-2**

#	Player	Total		3-Ptr		Rebounds			PF	TP	A	TO	Blk	Stl	Min
		FG-FGA	FG-FGA	FT-FTA	Off	Def	Tot								
35	DAVENPORT, Chris	f 0-6	0-2	0-0	0	2	2	4	0	1	4	0	0	23	
33	BANKS, Romero	c 4-7	0-0	1-2	2	1	3	4	9	0	0	2	0	27	
12	BODAGER, Aaron	g 0-6	0-6	0-0	2	2	4	2	0	0	2	0	0	28	
14	MOORE, Dallas	g 5-12	2-6	0-0	0	1	1	0	12	1	3	0	0	32	
23	MALONGA, Nick	g 0-2	0-0	0-0	0	0	0	0	2	0	0	0	0	10	
01	ODUM, Karlos	0-2	0-0	1-2	0	2	2	0	1	1	0	0	0	12	
02	AMINU, Wajid	4-9	1-1	2-4	3	3	6	1	11	0	1	2	0	17	
05	FISHER, CJ	0-1	0-0	2-4	1	2	3	0	2	1	0	0	0	9	
10	BLOUNT, Osborn	2-3	2-3	0-0	0	0	0	1	6	0	0	1	0	5	
11	SAMS, Garrett	4-9	1-3	1-1	0	2	2	1	10	1	3	0	1	21	
24	HORNE, Aaron	2-4	1-3	0-0	1	0	1	2	5	3	0	0	1	16	
	Team				4	3	7								
	Totals	21-61	7-24	7-13	13	18	31	17	56	9	14	5	2	200	

FG % 1st Half: 8-27 29.6% 2nd half: 13-34 38.2% Game: 21-61 34.4%  
 3FG % 1st Half: 1-10 10.0%





**Official Basketball Box Score -- Game Totals -- Final Statistics**  
**STANFORD vs Miami**  
**11/24/16 12 p.m. ET at Lake Buena Vista, Fla. (HP Field House)**

**STANFORD 53 • 4-1**

#	Player	Total		3-Ptr		Rebounds			PF	TP	A	TO	Blk	Stl	Min
		FG-FGA	FG-FGA	FT-FTA	Off	Def	Tot								
10	Humphrey, Michael	f	2-10	0-2	1-2	2	5	7	3	5	0	2	0	0	27
22	Travis, Reid	f	5-9	0-0	1-2	3	7	10	2	11	0	2	0	0	33
01	Sanders, Christian	g	1-1	0-0	2-2	0	2	2	3	4	2	1	1	0	13
11	Pickens, Dorian	g	6-11	2-5	1-1	0	3	3	3	15	2	4	0	1	36
15	Allen, Marcus	g	1-4	0-1	0-0	2	2	4	1	2	0	1	0	0	17
02	Cartwright, Robert	f	1-4	0-1	0-0	0	1	1	4	2	3	3	0	1	27
14	Sheffield, Marcus	g	1-4	0-0	1-2	0	2	2	3	3	3	3	0	2	27
20	Sharma, Josh	g	1-4	0-2	0-0	0	1	1	4	2	0	1	1	1	5
21	Walker, Cameron	g	0-0	0-0	2-2	0	1	1	0	2	0	0	0	0	3
30	Verhoeven, Grant	g	3-4	1-1	0-0	1	0	1	2	7	0	1	0	0	12
	Team					1	1	2							
	<b>Totals</b>		<b>21-51</b>	<b>3-12</b>	<b>8-11</b>	<b>9</b>	<b>25</b>	<b>34</b>	<b>25</b>	<b>53</b>	<b>10</b>	<b>18</b>	<b>2</b>	<b>5</b>	<b>200</b>

FG % 1st Half: 11-27 40.7% 2nd half: 10-24 41.7% Game: 21-51 41.2%  
 3FG % 1st Half: 3-7 42.9% 2nd half: 0-5 0.0% Game: 3-12 25.0%  
 FT % 1st Half: 2-2 100.0 2nd half: 6-9 66.7% Game: 8-11 72.7%

**Miami 67 • 4-0**

#	Player	Total		3-Ptr		Rebounds			PF	TP	A	TO	Blk	Stl	Min
		FG-FGA	FG-FGA	FT-FTA	Off	Def	Tot								
21	Kamari Murphy	f	3-5	0-0	0-1	2	5	7	3	6	1	3	2	0	32
15	Ebuka Izundu	c	0-2	0-0	0-0	2	1	3	2	0	0	1	1	0	11
00	Ja'Quan Newton	g	7-14	0-0	6-10	0	2	2	2	20	2	1	0	1	37
03	Anthony Lawrence	g	6-9	3-6	3-3	0	3	3	3	18	1	2	0	4	24
05	Davon Reed	g	2-9	1-3	2-2	0	3	3	2	7	0	3	0	1	33
04	DJ Vasiljevic	g	1-2	1-2	0-0	0	1	1	1	3	1	1	1	0	22
11	Bruce Brown	g	3-8	0-2	4-6	2	4	6	3	10	2	0	1	1	22
20	Dewan Huell	g	1-1	0-0	1-2	1	2	3	2	3	0	0	0	1	19
	Team					0	2	2							
	<b>Totals</b>		<b>23-50</b>	<b>5-13</b>	<b>16-24</b>	<b>7</b>	<b>23</b>	<b>30</b>	<b>18</b>	<b>67</b>	<b>7</b>	<b>11</b>	<b>4</b>	<b>8</b>	<b>200</b>

FG % 1st Half: 8-26 30.8% 2nd half: 15-24 62.5% Game: 23-50 46.0%  
 3FG % 1st Half: 1-4 25.0% 2nd half: 4-9 44.4% Game: 5-13 38.5%  
 FT % 1st Half: 6-10 60.0% 2nd half: 10-14 71.4% Game: 16-24 66.7%

Officials: Karl Hess, Terry Wymer, Ron Tyburski  
 Technical fouls: STANFORD-None. Miami-None.  
 Attendance: 2436  
 Advocare Invitational Game Two

Score by periods	1st	2nd	Total
STANFORD	27	26	53
Miami	23	44	67

Points	In	Off	2nd	Fast	Bench
STANFORD	24	4	9	2	16
UM	32	20	8	8	16

Last FG - STANFORD 2nd-06:15, UM 2nd-00:23.  
 Largest lead - STANFORD by 9 1st-06:59, UM by 14 2nd-00:23.  
 STANFORD led for 20:32. UM led for 12:32. Game was tied for 06:56.

Score tied - 7 times.  
 Lead changed - 8 times.

**Official Basketball Box Score -- Game Totals -- Final Statistics**  
**Iowa State vs Miami**  
**11-25-16 11 am ET at Lake Buena Vista, Fla. (HP Field House)**

**Iowa State 73 • 5-0**

#	Player	Total		3-Ptr		Rebounds			PF	TP	A	TO	Blk	Stl	Min
		FG-FGA	FG-FGA	FT-FTA	Off	Def	Tot								
05	Holden, Merrill	f	1-3	0-0	4-6	4	2	6	5	6	0	0	0	1	20
11	Morris, Monte	g	2-8	0-1	2-2	0	2	2	3	6	5	2	0	0	22
15	Mitrou-Long, Naz	g	4-13	2-9	0-0	0	5	5	1	10	3	2	0	1	35
21	Thomas, Matt	g	4-7	2-3	2-3	2	2	4	2	12	2	2	0	2	30
30	Burton, Deonte	g	8-16	2-2	3-3	2	5	7	2	21	0	1	1	1	35
01	Weiler-Babb, Nick	g	0-3	0-0	4-4	0	2	2	2	4	0	0	0	3	23
04	Jackson, Donovan	g	3-6	2-4	0-0	0	2	2	2	8	0	2	0	1	18
10	Bowie, Darrell	g	3-5	0-0	0-0	0	5	5	4	6	0	1	0	1	17
	Team					1	2	3							
	<b>Totals</b>		<b>25-61</b>	<b>8-19</b>	<b>15-18</b>	<b>9</b>	<b>27</b>	<b>36</b>	<b>21</b>	<b>73</b>	<b>10</b>	<b>10</b>	<b>1</b>	<b>10</b>	<b>200</b>

FG % 1st Half: 12-30 40.0% 2nd half: 13-31 41.9% Game: 25-61 41.0%  
 3FG % 1st Half: 6-8 75.0% 2nd half: 2-11 18.2% Game: 8-19 42.1%  
 FT % 1st Half: 5-7 71.4% 2nd half: 10-11 90.9% Game: 15-18 83.3%

**Miami 56 • 4-1**

#	Player	Total		3-Ptr		Rebounds			PF	TP	A	TO	Blk	Stl	Min
		FG-FGA	FG-FGA	FT-FTA	Off	Def	Tot								
21	Kamari Murphy	f	1-5	0-0	2-2	2	10	12	3	4	0	4	0	0	32
15	Ebuka Izundu	c	0-0	0-0	0-0	1	2	3	1	0	0	1	1	0	9
00	Ja'Quan Newton	g	9-13	0-0	3-4	0	2	2	0	21	3	3	0	3	38
03	Anthony Lawrence	g	1-6	0-2	4-5	0	2	2	4	6	0	2	0	1	24
05	Davon Reed	g	2-9	1-7	8-9	1	2	3	0	13	1	3	0	1	36
04	DJ Vasiljevic	g	2-7	1-5	0-0	0	0	0	1	5	0	1	0	1	16
11	Bruce Brown	g	1-5	0-2	0-0	2	5	7	5	2	2	4	0	1	21
20	Dewan Huell	g	2-5	0-0	1-2	2	4	6	4	5	0	1	1	0	24
	Team					0	2	2							
	<b>Totals</b>		<b>18-50</b>	<b>2-16</b>	<b>18-22</b>	<b>8</b>	<b>29</b>	<b>37</b>	<b>18</b>	<b>56</b>	<b>6</b>	<b>19</b>	<b>2</b>	<b>7</b>	<b>200</b>

FG % 1st Half: 10-25 40.0% 2nd half: 8-25 32.0% Game: 18-50 36.0%  
 3FG % 1st Half: 2-9 22.2% 2nd half: 0-7 0.0% Game: 2-16 12.5%  
 FT % 1st Half: 7-9 77.8% 2nd half: 11-13 84.6% Game: 18-22 81.8%

Officials: James Breeding, Tim Nestor, Brent Hampton  
 Technical fouls: Iowa State-Thomas, Matt. Miami-None.  
 Attendance:  
 Advocare Invitational Game Five

Score by periods	1st	2nd	Total
Iowa State	35	38	73
Miami	29	27	56

Points	In	Off	2nd	Fast	Bench
ISU	18	22	14	6	18
UM	24	16	11	4	12

Last FG - ISU 2nd-01:20, UM 2nd-00:32.  
 Largest lead - ISU by 21 2nd-01:20, UM by 5 1st-10:48.  
 ISU led for 31:15. UM led for 05:57. Game was tied for 02:48.

Score tied - 5 times.  
 Lead changed - 4 times.

**Official Basketball Box Score -- Game Totals -- Final Statistics**  
**Miami vs Florida**  
**11-27-16 4:30 pm ET at Lake Buena Vista, Fla. (HP Field House)**

**Miami 56 • 4-2**

#	Player	Total		3-Ptr		Rebounds			PF	TP	A	TO	Blk	Stl	Min
		FG-FGA	FG-FGA	FT-FTA	Off	Def	Tot								
21	Kamari Murphy	f	1-5	0-0	0-0	2	8	10	1	2	1	2	1	0	36
00	Ja'Quan Newton	g	6-15	0-1	3-3	2	1	3	0	15	1	4	0	1	38
03	Anthony Lawrence	g	1-4	0-3	0-0	0	3	3	5	2	2	1	0	1	20
05	Davon Reed	g	5-14	2-5	0-2	2	3	5	2	12	2	2	0	0	37
11	Bruce Brown	g	6-13	2-4	1-2	3	1	4	3	15	1	2	0	2	35
04	DJ Vasiljevic	g	0-1	0-1	0-0	0	0	0	1	0	0	0	0	0	9
14	Rodney Miller	g	0-0	0-0	0-0	0	0	0	0	0	0	0	0	0	1
15	Ebuka Izundu	g	0-0	0-0	0-0	0	0	0	2	0	0	0	0	0	2
20	Dewan Huell	g	4-9	0-0	2-2	3	3	6	2	10	1	2	1	0	22
	Team					4	2	6							
	<b>Totals</b>		<b>23-61</b>	<b>4-14</b>	<b>6-9</b>	<b>16</b>	<b>21</b>	<b>37</b>	<b>16</b>	<b>56</b>	<b>8</b>	<b>13</b>	<b>2</b>	<b>4</b>	<b>200</b>

FG % 1st Half: 11-29 37.9% 2nd half: 12-32 37.5% Game: 23-61 37.7%  
 3FG % 1st Half: 2-7 28.6% 2nd half: 2-7 28.6% Game: 4-14 28.6%  
 FT % 1st Half: 6-9 66.7% 2nd half: 0-0 0.0% Game: 6-9 66.7%

**Florida 65 • 6-1**

#	Player	Total		3-Ptr		Rebounds			PF	TP	A	TO	Blk	Stl	Min
		FG-FGA	FG-FGA	FT-FTA	Off	Def	Tot								
00	Hill, Kasey	f	4-7	0-0	8-10	0	2	2	1	16	3	1	0	2	31
01	Robinson, Devin	f	5-9	0-2	0-0	1	4	5	0	10	1	1	3	2	30
23	Leon, Justin	f	2-2	0-0	0-0	0	2	2	4	4	0	1	0	0	9
05	Egbunu, John	c	3-6	0-0	1-4	1	3	4	7	7	0	2	4	0	28
15	Allen, KeVaughn	g	4-11	1-3	0-0	0	2	2	1	9	1	0	0	1	24
08	Hester, Eric	g	0-0	0-0	0-0	0	0	0	0	0	0	0	0	0	3
11	Chiozza, Chris	g	0-2	0-1	0-0	1	2	3	1	0	5	3	0	1	23
13	Hayes, Kevarrius	g	1-1	0-0	2-2	0	2	2	2	4	0	0	1	0	12
24	Barry, Canyon	g	0-6	0-1	0-0	1	1	2	1	0	1	0	2	2	15
25	Stone, Keith	g	5-8	2-2	3-4	4	4	8	1	15	0	1	1	1	25
	Team					1	2	3							
	<b>Totals</b>		<b>24-52</b>	<b>3-9</b>	<b>14-20</b>	<b>9</b>	<b>24</b>	<b>33</b>	<b>15</b>	<b>65</b>	<b>11</b>	<b>9</b>	<b>11</b>	<b>9</b>	<b>200</b>

FG % 1st Half: 13-28 46.4% 2nd half: 11-24 45.8% Game: 24-52 46.2%  
 3FG % 1st Half: 3-7 42.9% 2nd half: 0-2 0.0% Game: 3-9 33.3%  
 FT % 1st Half: 5-8 62.5% 2nd half: 9-12 75.0% Game: 14-20 70.0%

Officials: Zelton Steed, Brent Hampton, Chris Beaver  
 Technical fouls: Miami-None. Florida-None.  
 Attendance:  
 Advocare Invitational Third Place Game

Score by periods	1st	2nd	Total
Miami	30	26	56
Florida	34	31	65

Points	In	Off	2nd	Fast	Bench
UM	26	9	13	2	10
UF	36	21	8	6	19

Last FG - UM 2nd-00:40



**Official Basketball Box Score -- Game Totals -- Final Statistics**  
**Wofford vs Miami**  
**12-03-16 5:30 pm at AmericanAirlines Arena (Miami, Fla.)**

**Wofford 57 • 2-6**

#	Player	Total		3-Ptr		Rebounds			PF	TP	A	TO	Blk	Stl	Min
		FG-FGA	FG-FGA	FT-FTA	FT-FTA	Off	Def	Tot							
35	Ryan Sawwell	f	2-7	0-2	1-2	5	0	5	3	5	1	2	0	1	30
50	Matthew Pegram	c	1-1	0-0	1-2	2	1	3	4	3	1	0	0	1	15
03	Fletcher Magee	g	4-11	1-7	2-2	0	3	3	1	11	1	2	0	1	31
05	Eric Garcia	g	2-9	1-5	0-0	0	2	2	0	5	3	1	1	0	28
20	Jaylen Allen	g	2-5	1-3	1-2	0	1	1	1	6	0	2	0	0	16
00	Dishon Lowery		1-3	0-0	0-0	1	2	3	1	2	1	0	1	0	10
01	Derrick Brooks		0-2	0-0	1-2	0	1	1	1	1	0	1	0	0	9
04	Donovan Theme-Love		1-2	1-1	0-0	0	1	1	3	3	1	0	0	1	12
10	Nathan Hoover		2-6	1-5	0-0	0	3	3	0	5	1	3	0	0	21
23	Justin Tucker		0-1	0-0	0-0	1	0	1	0	0	1	0	0	0	10
24	Kevon Tucker		0-0	0-0	0-0	0	1	1	0	0	0	0	0	0	3
33	Cameron Jackson		6-11	0-0	4-5	0	0	0	3	16	0	1	1	4	15
	Team					4	1	5			1				
	Totals		21-58	5-23	10-15	13	16	29	17	57	10	13	3	8	200

FG % 1st Half: 10-31 32.3% 2nd half: 11-27 40.7% Game: 21-58 36.2% Deadball Rebounds 1  
 3FG % 1st Half: 2-13 15.4% 2nd half: 3-10 30.0% Game: 5-23 21.7%  
 FT % 1st Half: 2-2 100.0 2nd half: 8-13 61.5% Game: 10-15 66.7%

**Miami 74 • 6-2**

#	Player	Total		3-Ptr		Rebounds			PF	TP	A	TO	Blk	Stl	Min
		FG-FGA	FG-FGA	FT-FTA	FT-FTA	Off	Def	Tot							
20	Dewan Huell	f	1-3	0-0	0-0	0	1	1	3	2	0	3	0	0	13
21	Kamari Murphy	f	5-10	0-0	4-4	3	7	10	2	14	0	1	1	0	28
00	Ja'Quan Newton	g	5-8	1-2	4-5	1	1	2	1	15	9	4	0	0	37
05	Davon Reed	g	4-10	1-4	4-4	1	4	5	0	13	4	1	0	3	33
11	Bruce Brown	g	3-4	2-3	4-4	2	3	5	1	12	1	2	0	3	37
03	Anthony Lawrence		1-2	1-2	0-0	0	5	5	1	3	1	2	0	0	17
04	DJ Vasiljevic		2-6	2-4	0-0	0	2	2	1	6	0	0	0	0	20
15	Ebuka Izundu		3-5	0-0	3-4	3	2	5	3	9	0	3	1	1	15
	Team					0	3	3							
	Totals		24-48	7-15	19-21	10	28	38	12	74	15	16	2	7	200

FG % 1st Half: 15-26 57.7% 2nd half: 9-22 40.9% Game: 24-48 50.0% Deadball Rebounds 0  
 3FG % 1st Half: 3-6 50.0% 2nd half: 4-9 44.4% Game: 7-15 46.7%  
 FT % 1st Half: 3-5 60.0% 2nd half: 16-16 100.0 Game: 19-21 90.5%

Officials: Bill McCarthy, Louie Andrakakos, Justin Porterfield  
 Technical fouls: Wofford-None. Miami-None.  
 Attendance: 4885  
 HoopHall Invitational Miami 2016 - Game 2

Score by periods	1st	2nd	Total
Wofford	24	33	57
Miami	36	38	74

Points	In	Off	2nd	Fast	Bench
WOF	Paint	T/O	Chance	Break	
UM	22	14	6	0	27
UM	18	16	17	11	18

Last FG - WOF 2nd-01:33, UM 2nd-01:14.  
 Largest lead - WOF None, UM by 20 1st-10:46.  
 WOF led for 00:00. UM led for 39:24. Game was tied for 00:36.

Score tied - 0 times.  
 Lead changed - 0 times.

**Official Basketball Box Score -- Game Totals -- Final Statistics**  
**South Carolina State vs Miami**  
**12-06-16 7:02 PM at Watsco Center | Coral Gables, Fla.**

**South Carolina State 46 • 2-6**

#	Player	Total		3-Ptr		Rebounds			PF	TP	A	TO	Blk	Stl	Min
		FG-FGA	FG-FGA	FT-FTA	FT-FTA	Off	Def	Tot							
01	STEPHENS,Edward	*	2-9	1-5	0-0	0	1	1	0	5	1	0	0	0	28
02	RILEY,Tashombe	*	6-12	0-0	0-0	3	4	7	3	12	0	0	0	0	28
11	POWELL, Raynor Janai	*	1-3	1-1	1-2	0	1	1	0	4	1	2	0	0	22
22	EAVES,Eric	*	6-12	2-5	0-0	1	2	3	0	14	1	3	1	1	27
24	KINARD,Ian	*	1-6	0-1	0-0	2	2	4	4	2	0	0	0	1	12
00	JONES,Earnest		0-0	0-0	0-0	0	0	0	0	0	0	0	0	0	1
03	MORTIMER,Greg		2-7	0-1	4-4	0	2	2	1	8	1	1	0	2	27
05	FIELDS,Ozante		0-4	0-0	0-0	1	2	3	2	0	1	1	0	0	15
10	RICHARDSON,James		0-8	0-1	1-2	1	1	2	2	1	1	1	0	0	18
12	CLEMENT,Tarik		0-0	0-0	0-0	0	0	0	0	0	0	0	0	0	1
30	BOTTENBERG,David		0-0	0-0	0-0	0	1	1	1	0	0	0	1	0	9
35	APPLEWHITE,Damani		0-1	0-0	0-0	0	1	1	1	0	0	0	1	0	12
	Team					5	1	6			2				
	Totals		18-62	4-14	6-8	13	18	31	14	46	6	10	2	5	200

FG % 1st Half: 6-27 22.2% 2nd half: 12-35 34.3% Game: 18-62 29.0% Deadball Rebounds 1  
 3FG % 1st Half: 2-5 40.0% 2nd half: 2-9 22.2% Game: 4-14 28.6%  
 FT % 1st Half: 0-0 0.0% 2nd half: 6-8 75.0% Game: 6-8 75.0%

**Miami 82 • 7-2**

#	Player	Total		3-Ptr		Rebounds			PF	TP	A	TO	Blk	Stl	Min
		FG-FGA	FG-FGA	FT-FTA	FT-FTA	Off	Def	Tot							
00	Ja'Quan Newton	*	4-7	1-2	2-2	0	1	1	1	11	5	1	0	0	24
05	Davon Reed	*	6-8	3-5	0-0	1	5	6	0	15	6	3	1	3	30
11	Bruce Brown	*	5-11	0-3	1-2	3	8	11	3	11	10	2	0	2	30
20	Dewan Huell	*	2-2	0-0	1-2	0	3	3	3	5	0	2	2	1	18
21	Kamari Murphy	*	4-4	0-0	0-2	3	3	6	0	8	0	1	0	0	20
02	Mike Robinson		0-2	0-1	1-2	1	0	1	1	1	0	1	0	0	3
03	Anthony Lawrence		1-4	1-3	2-2	1	6	7	2	5	1	0	1	0	23
04	DJ Vasiljevic		5-13	5-11	2-2	1	1	2	2	17	2	0	0	0	25
14	Rodney Miller		0-0	0-0	0-0	2	2	2	0	0	0	1	0	0	7
15	Ebuka Izundu		4-7	0-0	1-2	2	1	3	0	9	0	1	3	0	17
35	Chris Stowell		0-0	0-0	0-0	0	2	2	0	0	0	0	0	0	3
	Team					1	0	1							
	Totals		31-58	10-25	10-16	13	32	45	12	82	24	12	7	6	200

FG % 1st Half: 17-30 56.7% 2nd half: 14-28 50.0% Game: 31-58 53.4% Deadball Rebounds 2  
 3FG % 1st Half: 5-13 38.5% 2nd half: 5-12 41.7% Game: 10-25 40.0%  
 FT % 1st Half: 3-6 50.0% 2nd half: 7-10 70.0% Game: 10-16 62.5%

Officials: Tony Greene, Sean Hull, Raymond Styons Jr.  
 Technical fouls: South Carolina State-RICHARDSON,James. Miami-None.  
 Attendance: 6489

Score by periods	1st	2nd	Total
South Carolina State	14	32	46
Miami	42	40	82

Points	In	Off	2nd	Fast	Bench
SCSUM	Paint	T/O	Chance	Break	
UM	20	8	9	0	9
UM	36	11	13	13	32

Last FG - SCSUM 2nd-00:50, UM 2nd-02:59.  
 Largest lead - SCSUM None, UM by 39 2nd-02:59.  
 SCSUM led for 00:00. UM led for 39:14. Game was tied for 00:46.

Score tied - 0 times.  
 Lead changed - 0 times.

**Official Basketball Box Score -- Game Totals -- Final Statistics**  
**Florida Atlantic vs Miami**  
**12-16-16 7 p.m. at Watsco Center | Coral Gables, Fla.**

**Florida Atlantic 56 • 3-6**

#	Player	Total		3-Ptr		Rebounds			PF	TP	A	TO	Blk	Stl	Min
		FG-FGA	FG-FGA	FT-FTA	FT-FTA	Off	Def	Tot							
01	Cylla, Jeantal	*	0-4	0-1	3-4	0	3	3	1	3	0	2	0	0	24
10	Rutherford, Nick	*	0-4	0-1	3-4	1	2	3	1	3	4	2	2	0	26
11	Booker, Frank	*	2-7	1-4	2-2	0	1	1	3	7	0	0	0	0	19
05	Ingram, Jaiilyn	*	2-6	0-1	0-1	0	0	0	4	4	0	0	0	1	16
33	Delph, Ronald	*	4-9	0-0	1-1	1	6	7	2	9	0	0	1	0	28
00	Filer, Adonis		3-9	1-4	4-4	0	0	0	1	11	0	2	0	0	23
02	Massey, Justin		0-2	0-1	0-0	0	1	1	0	0	1	1	0	1	12
05	Pfister, William		1-2	0-0	0-0	2	0	2	4	2	0	0	0	1	18
13	Neely, Marcus		5-7	0-1	2-2	2	4	6	2	12	1	2	0	1	21
14	Troutman, Gardarius		2-7	1-4	0-0	0	1	1	1	5	1	0	0	0	13
	Team					3	2	5							
	Totals		19-57	3-17	15-18	9	20	29	19	56	7	9	3	4	200

FG % 1st Half: 6-25 24.0% 2nd half: 13-32 40.6% Game: 19-57 33.3% Deadball Rebounds 0  
 3FG % 1st Half: 1-7 14.3% 2nd half: 2-10 20.0% Game: 3-17 17.6%  
 FT % 1st Half: 11-13 84.6% 2nd half: 4-5 80.0% Game: 15-18 83.3%

**Miami 76 • 8-2**

#	Player	Total		3-Ptr		Rebounds			PF	TP	A	TO	Blk	Stl	Min
		FG-FGA	FG-FGA	FT-FTA	FT-FTA	Off	Def	Tot							
00	Ja'Quan Newton	*	3-9	0-1	2-2	0	6	6	2	8	6	1	0	1	23
05	Davon Reed	*	6-10	5-9	4-4	0	0	0	0	21	0	2	2	1	34
11	Bruce Brown	*	4-11	0-3	6-8	2	6	8	2	14	6	2	0	2	38
20	Dewan Huell	*	4-10	0-0	1-2	4	6	10	2	9	0	0	1	1	24
21	Kamari Murphy	*	3-6	0-0	1-5	3	7	10	3	7	1	1	0	0	23
03	Anthony Lawrence		4-5	3-3	2-4	3	3	6	3	13	0	1	0	1	23
04	DJ Vasiljevic		1-4	0-3	0-0	1	1	2	2	2	0	1	0	0	26
14	Rodney Miller		0-0	0-0	0-0	0	0	0	0	0	0	0	0	0	3
15	Ebuka Izundu		0-0	0-0	2-2	1	1	2	4	2	0	3	0	1	6
	Team					2	2	4			1				



**Official Basketball Box Score -- Game Totals -- Final Statistics**  
**Columbia vs Miami**  
**12-28-16 7 p.m. at Watsco Center | Coral Gables, Fla.**

**Columbia 67 • 4-6**

#	Player	Total		3-Ptr		Rebounds			PF	TP	A	TO	Blk	Stl	Min
		FG-FGA	FG-FGA	FT-FTA	Off	Def	Tot								
01	Coby, Jeff	f	5-11	0-0	3-3	1	3	4	2	13	0	2	0	2	24
33	Petrasek, Luke	f	6-10	2-4	2-2	0	5	5	2	16	1	0	0	1	34
12	Smith, Mike	g	5-9	0-1	2-2	0	0	0	4	12	5	0	0	0	21
20	Killingsworth, Jake	g	2-5	1-2	0-0	0	1	1	1	5	2	0	0	0	19
22	Hickman, Nate	g	0-4	0-0	3-4	0	1	1	3	3	3	2	0	0	20
02	Panayiotou, Andrew	g	1-1	0-0	0-0	0	0	0	2	2	0	2	0	0	4
03	Tape, Patrick	g	3-3	0-0	0-1	0	2	2	4	6	0	2	0	0	9
04	Hunter, Rodney	g	2-4	0-0	1-4	1	5	6	0	5	1	1	1	0	27
05	Davis, CJ	g	1-3	0-0	0-0	0	2	2	1	2	1	3	0	3	14
10	Adlesh, Quinton	g	1-3	1-3	0-0	0	0	0	0	3	3	2	0	1	15
32	McComber, Chris	g	0-1	0-1	0-0	0	0	0	0	0	1	1	0	2	9
52	Voss, Connor	g	0-1	0-0	0-0	0	1	1	0	0	1	1	0	0	4
	Team					2	0	2							
	Totals		26-55	4-11	11-16	4	20	24	19	67	18	16	1	9	200

FG % 1st Half: 13-27 48.1% 2nd half: 13-28 46.4% Game: 26-55 47.3%  
 3FG % 1st Half: 3-10 30.0% 2nd half: 1-1 100.0% Game: 4-11 36.4%  
 FT % 1st Half: 2-5 40.0% 2nd half: 9-11 81.8% Game: 11-16 68.8%

**Miami 78 • 10-2**

#	Player	Total		3-Ptr		Rebounds			PF	TP	A	TO	Blk	Stl	Min
		FG-FGA	FG-FGA	FT-FTA	Off	Def	Tot								
20	Dewan Huell	f	2-2	0-0	0-0	0	1	1	3	4	0	1	2	0	17
21	Kamari Murphy	f	3-4	0-0	1-2	2	3	5	3	7	0	3	0	0	21
00	Ja'Quan Newton	g	7-14	3-5	5-8	4	5	9	1	22	4	10	0	1	30
05	Davon Reed	g	7-13	3-7	1-2	0	4	4	2	18	3	0	1	1	39
11	Bruce Brown	g	3-7	1-3	1-2	0	6	6	3	8	5	3	1	3	33
03	Anthony Lawrence	g	4-6	0-1	2-5	3	2	5	3	10	1	3	2	3	29
04	DJ Vasiljevic	g	1-4	1-4	0-0	0	1	1	1	3	1	0	0	1	15
15	Ebuka Izundu	g	2-3	0-0	2-2	1	2	3	2	6	1	0	1	1	16
	Team					0	0	0							
	Totals		29-53	8-20	12-21	10	24	34	18	78	15	20	7	10	200

FG % 1st Half: 15-26 57.7% 2nd half: 14-27 51.9% Game: 29-53 54.7%  
 3FG % 1st Half: 6-13 46.2% 2nd half: 2-7 28.6% Game: 8-20 40.0%  
 FT % 1st Half: 5-9 55.6% 2nd half: 7-12 58.3% Game: 12-21 57.1%

Officials: Raymond Styons Jr., Ted Valentine, AJ Desai  
 Technical fouls: Columbia-None. Miami-None.  
 Attendance: 7045

Score by periods	1st	2nd	Total
Columbia	31	36	67
Miami	41	37	78

Points	In Paint	Off T/O	2nd Chance	Fast Break	Bench
COL	36	21	3	7	18
UM	36	13	13	8	19

Last FG - COL 2nd-02:22, UM 2nd-00:40.  
 Largest lead - COL by 3 1st-18:47, UM by 13 1st-10:27.  
 COL led for 00:59. UM led for 37:48. Game was tied for 01:13.

Score tied - 0 times.  
 Lead changed - 1 time.

**Official Basketball Box Score -- Game Totals -- Final Statistics**  
**NC State vs Miami**  
**12-31-16 4:35 p.m. at Watsco Center | Coral Gables, Fla.**

**NC State 63 • 11-3 (0-1)**

#	Player	Total		3-Ptr		Rebounds			PF	TP	A	TO	Blk	Stl	Min
		FG-FGA	FG-FGA	FT-FTA	Off	Def	Tot								
00	ABU, ABDUL-MALIK	*	4-10	0-0	3-4	6	3	9	2	11	1	2	0	0	31
02	DORN, TORIN	*	2-6	2-3	1-2	1	2	3	0	7	2	3	0	0	26
03	HENDERSON, TERRY	*	2-6	2-6	2-2	0	5	5	5	8	1	2	0	0	25
04	SMITH, JR, DENNIS	*	7-14	3-8	4-8	1	2	3	3	21	5	5	0	2	35
14	YURTSEVEN, OMER	*	2-6	0-0	1-2	1	3	4	3	5	2	1	1	1	26
11	JOHNSON, MARKELL	*	1-2	1-2	0-0	0	0	0	3	3	0	0	0	0	12
21	ANYA, BEEJAY	*	0-1	0-0	0-0	1	1	2	2	0	0	1	0	0	11
23	KAPITA, TED	*	1-2	0-0	0-0	0	3	3	1	2	0	0	0	0	10
24	ROWAN, MAVERICK	*	2-7	2-4	0-0	1	0	1	1	6	0	1	0	0	24
	Team					2	1	3							
	Totals		21-54	10-23	11-18	13	20	33	20	63	11	15	1	3	200

FG % 1st Half: 11-30 36.7% 2nd half: 10-24 41.7% Game: 21-54 38.9%  
 3FG % 1st Half: 4-9 44.4% 2nd half: 6-14 42.9% Game: 10-23 43.5%  
 FT % 1st Half: 6-8 75.0% 2nd half: 5-10 50.0% Game: 11-18 61.1%

**Miami 81 • 11-2 (1-0)**

#	Player	Total		3-Ptr		Rebounds			PF	TP	A	TO	Blk	Stl	Min
		FG-FGA	FG-FGA	FT-FTA	Off	Def	Tot								
00	Ja'Quan Newton	*	7-15	1-3	6-10	1	3	4	2	21	1	3	0	1	34
05	Davon Reed	*	7-16	3-9	3-4	0	2	2	3	20	1	1	0	2	36
11	Bruce Brown	*	7-11	1-2	2-4	3	5	8	4	17	4	2	1	3	26
20	Dewan Huell	*	0-3	0-1	0-0	0	0	0	1	0	0	0	0	0	14
21	Kamari Murphy	*	5-9	0-0	1-1	6	4	10	2	11	0	0	0	0	32
03	Anthony Lawrence	*	3-8	0-4	0-2	2	3	5	2	6	1	1	0	2	28
04	DJ Vasiljevic	*	1-1	1-1	0-0	0	2	2	0	3	0	0	0	0	8
14	Rodney Miller	*	0-0	0-0	0-0	0	0	0	0	0	0	0	0	0	3
15	Ebuka Izundu	*	1-2	0-0	1-2	4	3	7	3	3	0	1	0	0	19
	Team					1	2	3							
	Totals		31-65	6-20	13-23	17	24	41	17	81	8	8	2	9	200

FG % 1st Half: 16-33 48.5% 2nd half: 15-32 46.9% Game: 31-65 47.7%  
 3FG % 1st Half: 4-12 33.3% 2nd half: 2-8 25.0% Game: 6-20 30.0%  
 FT % 1st Half: 5-9 55.6% 2nd half: 8-14 57.1% Game: 13-23 56.5%

Officials: Jerry Heater, Tim Nestor, James Breeding  
 Technical fouls: NC State-None. Miami-None.  
 Attendance: 6837

Score by periods	1st	2nd	Total
NC State	32	31	63
Miami	41	40	81

Points	In Paint	Off T/O	2nd Chance	Fast Break	Bench
NC State	16	9	12	2	11
Miami	40	17	26	13	12

Last FG - ST 2nd-00:55, UM 2nd-00:33.  
 Largest lead - ST by 2 1st-19:03, UM by 20 2nd-01:08.  
 ST led for 00:11. UM led for 37:32. Game was tied for 02:17.

Score tied - 1 time.  
 Lead changed - 1 time.

**Official Basketball Box Score -- Game Totals -- Final Statistics**  
**Miami vs Syracuse**  
**1/4/17 7:05 p.m. at Carrier Dome, Syracuse, N.Y.**

**Miami 55 • (11-3) (1-1)**

#	Player	Total		3-Ptr		Rebounds			PF	TP	A	TO	Blk	Stl	Min
		FG-FGA	FG-FGA	FT-FTA	Off	Def	Tot								
11	Bruce Brown	f	3-8	2-4	1-2	4	3	7	2	9	2	2	0	1	33
20	Dewan Huell	f	3-5	0-0	0-1	2	1	3	2	6	1	1	0	1	19
21	Kamari Murphy	c	4-4	0-0	0-2	2	2	4	2	8	0	2	1	0	35
00	Ja'Quan Newton	g	3-12	1-3	1-3	1	3	4	4	8	7	4	0	1	35
05	Davon Reed	g	2-11	2-7	0-0	0	3	3	1	6	4	4	0	0	37
03	Anthony Lawrence	g	0-1	0-0	0-0	0	0	0	2	0	1	1	0	0	6
04	DJ Vasiljevic	g	6-12	6-12	0-2	0	0	0	0	18	0	0	0	0	28
14	Rodney Miller	g	0-0	0-0	0-0	0	0	0	0	0	0	0	0	0	0+
15	Ebuka Izundu	g	0-1	0-0	0-0	1	1	2	2	0	0	0	1	0	7
	Team					2	1	3							
	Totals		21-54	11-26	2-10	12	14	26	15	55	15	15	2	4	200

FG % 1st Half: 10-26 38.5% 2nd half: 11-28 39.3% Game: 21-54 38.9%  
 3FG % 1st Half: 6-14 42.9% 2nd half: 5-12 41.7% Game: 11-26 42.3%  
 FT % 1st Half: 0-4 0.0% 2nd half: 2-6 33.3% Game: 2-10 20.0%

**Syracuse 70 • (9-6) (1-1)**

#	Player	Total		3-Ptr		Rebounds			PF	TP	A	TO	Blk	Stl	Min
		FG-FGA	FG-FGA	FT-FTA	Off	Def	Tot								
03	Andrew White III	f	7-13	4-9	4-4	1	9	10	1	22	1	3	1	0	40
20	Tyler Lydon	f	7-13	2-3	4-4	2	5	7	2	20	1	3	3	1	39
12	Taurean Thompson	c	1-1	0-0	0-0	0	0	0	2	2	0	1	0	0	5
04	John Gillon	g	3-7	1-4	1-2	1	1	2	0	8	11	5	0	2	39
25	Tyus Battle	g	3-5	1-3	2-2	0	3	3	3	9	1	2	0	1	40
01	Frank Howard	g	0-0	0-0	0-0	0	0	0	0	0	0	0	0	0	1
21	Tyler Roberson	g	4-5	0-0	1-2	0	6	6	3	9	2	0	0	2	35
32	DaJuan Coleman	g	0-0	0-0	0-0	0	0	0	0	0	0	0	0	0	1
	Team					1	1	2							
	Totals		25-44	8-19	12-14	5	25	30	11	70	16	15	4	6	200

FG % 1st Half: 12-20 60.0% 2nd half: 13-24 54.2% Game: 25-44 56.8%  
 3FG % 1st Half: 3-9 33.3% 2nd half: 5-10 50.0% Game: 8-19 42.1%  
 FT % 1st Half: 7-8 87.5% 2nd half: 5-6 83.3% Game: 12-14 85.7%

Officials: James Luckie, Roger Ayers, Bert Smith  
 Technical fouls: Miami-None. Syracuse-None.  
 Attendance: 17393

Score by periods	1st	2nd	Total
Miami	26	29	55
Syracuse	34	36	70

Points	In Paint	Off T/O	2nd Chance	Fast Break	Bench
UM	20	21	6	4	18
SU	22	18	4	3	9

Last FG - UM 2nd-00:22, SU 2nd-02:01.  
 Largest lead - UM by 4 1st-16:39, SU by 17 2nd-02:01.





**Official Basketball Box Score -- Game Totals -- Final Statistics**  
**Miami vs Pitt**  
**01-14-17 12:00 PM at Petersen Events Center (Pittsburgh, Pa.)**

**Miami 72 • (12-4, 2-2 ACC)**

#	Player	Total		3-Ptr		Rebounds			PF	TP	A	TO	Blk	Stl	Min
		FG	FGA	FG	FGA	FT	FTA	Off							
20	Dewan Huell	f	2-3	0-0	0-0	1	2	3	1	4	0	1	2	1	21
21	Kamari Murphy	f	1-2	0-0	0-0	1	7	8	3	2	1	2	1	1	25
00	Ja'Quan Newton	g	7-10	0-1	0-1	0	3	3	0	14	5	7	0	0	30
05	Davon Reed	g	6-11	4-8	2-2	0	6	6	1	18	5	1	2	0	35
11	Bruce Brown	g	7-13	3-5	0-0	2	4	6	3	17	3	3	1	2	32
02	Mike Robinson	g	0-0	0-0	0-0	0	0	0	0	0	0	0	0	0	2
03	Anthony Lawrence	g	4-5	1-1	0-0	1	4	5	4	9	2	0	0	2	26
04	DJ Vasiljevic	g	2-6	2-6	0-0	1	1	2	0	6	1	0	0	0	18
14	Rodney Miller	g	0-1	0-0	0-0	0	0	0	0	0	0	0	0	0	2
15	Ebuka Izundu	g	1-3	0-0	0-0	1	1	2	2	2	0	1	0	0	9
	<b>Team</b>					1	1	2			3				200
	<b>Totals</b>		<b>30-54</b>	<b>10-21</b>	<b>2-3</b>	<b>8</b>	<b>29</b>	<b>37</b>	<b>14</b>	<b>72</b>	<b>17</b>	<b>18</b>	<b>6</b>	<b>6</b>	<b>200</b>

FG % 1st Half: 14-27 51.9% 2nd half: 16-27 59.3% Game: 30-54 55.6% Deadball Rebounds 2  
 3FG % 1st Half: 6-12 50.0% 2nd half: 4-9 44.4% Game: 10-21 47.6%  
 FT % 1st Half: 2-2 100.0% 2nd half: 0-1 0.0% Game: 2-3 66.7%

**Pitt 46 • (12-6, 1-4 ACC)**

#	Player	Total		3-Ptr		Rebounds			PF	TP	A	TO	Blk	Stl	Min
		FG	FGA	FG	FGA	FT	FTA	Off							
02	Michael Young	f	0-10	0-3	2-2	1	3	4	1	2	3	3	1	0	28
21	Sheldon Jeter	f	1-6	1-3	0-0	1	4	5	0	3	1	2	0	2	31
01	Jamel Artis	g	7-12	1-3	0-0	2	0	2	1	15	2	2	0	0	30
12	Chris Jones	g	5-7	0-0	0-1	0	2	2	2	10	1	2	0	0	32
23	Cameron Johnson	g	3-7	2-5	0-0	2	2	4	0	8	1	4	0	0	27
03	Damon Wilson	g	0-3	0-1	3-4	0	0	0	1	3	0	1	0	0	12
05	Justice Kithcart	g	0-2	0-1	0-0	0	0	0	0	0	0	0	0	0	11
11	Corey Manigault	g	1-3	0-0	0-1	1	1	2	0	2	0	0	0	0	12
25	Rozelle Nix	g	0-0	0-0	0-0	1	2	3	0	0	0	0	0	0	5
35	Zach Smith	g	0-0	0-0	0-0	0	0	0	0	0	0	0	0	0	1
55	Jonathan Milligan	g	1-3	1-1	0-0	0	0	0	2	3	1	0	0	1	11
	<b>Team</b>					0	1	1							200
	<b>Totals</b>		<b>18-53</b>	<b>5-17</b>	<b>5-8</b>	<b>8</b>	<b>15</b>	<b>23</b>	<b>7</b>	<b>46</b>	<b>9</b>	<b>14</b>	<b>1</b>	<b>3</b>	<b>200</b>

FG % 1st Half: 12-30 40.0% 2nd half: 6-23 26.1% Game: 18-53 34.0% Deadball Rebounds 1  
 3FG % 1st Half: 3-8 37.5% 2nd half: 2-9 22.2% Game: 5-17 29.4%  
 FT % 1st Half: 0-0 0.0% 2nd half: 5-8 62.5% Game: 5-8 62.5%

Officials: James Luckie (R), Matt Potter, Mark Schnur  
 Technical fouls: Miami-None. Pitt-None.  
 Attendance: 9714

Score by periods	1st	2nd	Total
Miami	36	36	72
Pitt	27	19	46

Points	In	Off	2nd	Fast	Bench
UM	34	19	12	18	17
UP	20	7	8	12	8

Last FG - UM 2nd-02:21, UP 2nd-01:57.  
 Largest lead - UM by 28 2nd-02:21, UP None.  
 UM led for 38:38. UP led for 00:00. Game was tied for 01:07.

Score tied - 0 times.  
 Lead changed - 0 times.

**Official Basketball Box Score -- Game Totals -- Final Statistics**  
**Miami vs Wake Forest**  
**01-18-17 8:00 p.m. at Winston-Salem, N.C. (LJVM Coliseum)**

**Miami 79 • 12-5, 2-3**

#	Player	Total		3-Ptr		Rebounds			PF	TP	A	TO	Blk	Stl	Min
		FG	FGA	FG	FGA	FT	FTA	Off							
20	Dewan Huell	f	3-9	0-0	3-4	2	6	8	4	9	0	0	1	0	25
21	Kamari Murphy	f	0-3	0-0	2-4	1	4	5	2	2	0	0	0	0	26
00	Ja'Quan Newton	g	3-6	0-0	3-5	1	2	3	3	9	7	4	0	0	34
05	Davon Reed	g	8-17	3-8	5-5	2	1	3	1	24	4	2	0	2	37
11	Bruce Brown	g	4-7	0-1	1-1	0	3	3	4	9	1	0	0	1	31
03	Anthony Lawrence	g	4-8	4-8	4-4	0	0	0	3	16	2	1	0	0	23
04	DJ Vasiljevic	g	1-6	1-6	0-0	0	0	0	1	3	0	0	0	0	13
14	Rodney Miller	g	0-0	0-0	1-2	0	0	0	0	1	0	0	0	0	1
15	Ebuka Izundu	g	3-4	0-0	0-0	2	3	5	5	6	0	1	0	0	10
	<b>Team</b>					2	1	3			1				200
	<b>Totals</b>		<b>26-60</b>	<b>8-23</b>	<b>19-25</b>	<b>10</b>	<b>20</b>	<b>30</b>	<b>26</b>	<b>79</b>	<b>14</b>	<b>9</b>	<b>1</b>	<b>3</b>	<b>200</b>

FG % 1st Half: 10-28 35.7% 2nd half: 16-32 50.0% Game: 26-60 43.3% Deadball Rebounds 3,1  
 3FG % 1st Half: 4-12 33.3% 2nd half: 4-11 36.4% Game: 8-23 34.8%  
 FT % 1st Half: 12-12 100.0% 2nd half: 9-13 69.2% Game: 19-25 76.0%

**Wake Forest 96 • 11-7, 2-4**

#	Player	Total		3-Ptr		Rebounds			PF	TP	A	TO	Blk	Stl	Min
		FG	FGA	FG	FGA	FT	FTA	Off							
20	John Collins	f	9-11	0-0	9-9	1	6	7	3	27	0	1	1	0	24
34	Austin Arians	f	3-6	1-3	0-0	0	1	1	2	7	1	0	0	1	28
44	Dinos Mitoglou	f	2-5	0-3	1-1	0	4	4	5	5	1	1	0	0	16
01	Keyshawn Woods	g	6-9	3-4	5-6	0	4	4	2	20	6	2	0	0	35
13	Bryant Crawford	g	3-9	1-3	7-9	0	5	5	3	14	8	2	0	1	33
00	Brandon Childress	g	2-2	2-2	1-2	0	3	3	4	7	0	2	0	0	19
04	Doral Moore	g	3-5	0-0	0-2	2	1	3	5	6	0	0	1	1	12
10	Mitchell Wilbekin	g	2-5	2-4	4-4	0	1	1	1	10	0	1	0	0	26
11	Greg McClinton	g	0-0	0-0	0-0	0	0	0	0	0	0	0	0	0	6
25	Sam Japhet-Mathias	g	0-0	0-0	0-0	1	0	1	0	0	1	0	0	0	1
	<b>Team</b>					1	2	3							200
	<b>Totals</b>		<b>30-52</b>	<b>9-19</b>	<b>27-33</b>	<b>5</b>	<b>27</b>	<b>32</b>	<b>25</b>	<b>96</b>	<b>17</b>	<b>9</b>	<b>2</b>	<b>3</b>	<b>200</b>

FG % 1st Half: 16-30 53.3% 2nd half: 14-22 63.6% Game: 26-60 43.3% Deadball Rebounds 2  
 3FG % 1st Half: 4-11 36.4% 2nd half: 5-8 62.5% Game: 9-19 47.4%  
 FT % 1st Half: 12-12 100.0% 2nd half: 15-21 71.4% Game: 27-33 81.8%

Officials: Ron Groover, James Breeding, Jeffrey Anderson  
 Technical fouls: Miami-None. Wake Forest-None.  
 Attendance: 9691

Score by periods	1st	2nd	Total
Miami	34	45	79
Wake Forest	48	48	96

Points	In	Off	2nd	Fast	Bench
UM	34	18	11	4	26
WF	36	16	7	6	23

Last FG - UM 2nd-00:35, WF 2nd-00:48.  
 Largest lead - UM None, WF by 23 2nd-17:57.  
 UM led for 00:00. WF led for 38:21. Game was tied for 01:39.

Score tied - 0 times.  
 Lead changed - 0 times.

**Official Basketball Box Score -- Game Totals -- Final Statistics**  
**Miami vs Duke**  
**01-21-17 8:20 p.m. at Cameron Indoor Stadium (Durham, N.C.)**

**Miami 58 • 12-6, 2-4**

#	Player	Total		3-Ptr		Rebounds			PF	TP	A	TO	Blk	Stl	Min
		FG	FGA	FG	FGA	FT	FTA	Off							
20	Dewan Huell	f	3-5	0-0	1-3	3	0	3	3	7	0	3	0	0	26
21	Kamari Murphy	f	2-7	0-0	0-1	7	8	15	2	4	1	3	2	0	27
00	Ja'Quan Newton	g	5-13	0-1	3-6	0	3	3	3	13	1	4	0	1	33
05	Davon Reed	g	6-13	5-8	2-2	0	4	4	2	19	1	4	0	3	40-
11	Bruce Brown	g	6-10	2-3	1-1	0	5	5	2	15	6	1	1	2	38
02	Mike Robinson	g	0-0	0-0	0-0	0	0	0	0	0	0	0	0	0	0+
03	Anthony Lawrence	g	0-3	0-2	0-0	0	0	0	0	4	0	0	0	0	14
04	DJ Vasiljevic	g	0-2	0-2	0-0	0	1	1	1	0	0	1	0	0	8
15	Ebuka Izundu	g	0-2	0-0	0-2	1	1	2	1	0	1	1	0	0	14
35	Chris Stowell	g	0-0	0-0	0-0	0	0	0	0	0	0	0	0	0	0+
	<b>Team</b>					1	2	3			1				200
	<b>Totals</b>		<b>22-55</b>	<b>7-16</b>	<b>7-15</b>	<b>12</b>	<b>24</b>	<b>36</b>	<b>18</b>	<b>58</b>	<b>10</b>	<b>18</b>	<b>3</b>	<b>6</b>	<b>200</b>

FG % 1st Half: 14-32 43.8% 2nd half: 8-23 34.8% Game: 22-55 40.0% Deadball Rebounds 2,1  
 3FG % 1st Half: 6-12 50.0% 2nd half: 1-4 25.0% Game: 7-16 43.8%  
 FT % 1st Half: 2-8 25.0% 2nd half: 5-7 71.4% Game: 7-15 46.7%

**Duke 70 • 15-4, 3-3**

#	Player	Total		3-Ptr		Rebounds			PF	TP	A	TO	Blk	Stl	Min
		FG	FGA	FG	FGA	FT	FTA	Off							
00	Jayson Tatum	f	4-9	1-4	5-6	0	3	3	5	14	1	3	1	0	25
01	Harry Giles	f	1-2	0-0	0-0	1	2	3	3	2	0	0	0	0	8
21	Amile Jefferson	f	1-4	0-0	3-6	1	11	12	1	5	1	1	0	2	34
03	Grayson Allen	g	2-9	0-3	3-4	0	2	2	1	7	2	2	0	2	28
05	Luke Kennard	g	3-8	1-3	4-4	1	4	5	3	11	1	1	1	0	29
13	Matt Jones	g	5-7	3-5	0-0	0	2	2	2	13	0	2	0	3	29
15	Frank Jackson	g	4-7	0-1	2-3	0	1	1	3	10	4	0	0	2	24
20	Marques Bolden	g	4-6	0-0	0-0	3	1	4	1	8	0	1	0	0	23
	<b>Team</b>					1	1	2							200
	<b>Totals</b>		<b>24-52</b>	<b>5-16</b>	<b>17-23</b>	<b>7</b>	<b>27</b>	<b>34</b>	<b>19</b>	<b>70</b>					



**Official Basketball Box Score -- Game Totals -- Final Statistics**  
**North Carolina vs Miami**  
**01-28-17 1:07 p.m. at Watsco Center | Coral Gables, Fla.**

**North Carolina 62 • 19-4 (7-2)**

#	Player	Total		3-Ptr		Rebounds			PF	TP	A	TO	Blk	Stl	Min
		FG-FGA	FG-FGA	FT-FTA	Off	Def	Tot								
03	Meeks,Kennedy	f	1-3	0-0	3-4	2	4	6	2	5	0	0	0	0	19
04	Hicks,Isaiah	f	3-6	0-0	1-2	0	6	6	3	7	1	2	2	0	23
44	Jackson,Justin	f	7-16	4-10	3-4	1	0	1	1	21	0	4	0	0	33
02	Berry II,Joel	g	0-8	0-4	2-2	0	1	1	3	2	4	2	0	1	30
24	Williams,Kenny	g	1-8	0-5	0-0	1	2	3	1	2	1	1	0	0	24
00	Britt,Nate		3-4	2-3	2-2	0	2	2	5	10	3	2	0	0	22
05	Bradley,Tony		3-7	0-0	0-1	3	3	6	4	6	1	1	0	1	16
11	Rush,Shea		0-0	0-0	0-2	0	0	0	0	0	0	0	0	0	0+
13	Coker,Kanler		0-0	0-0	0-0	0	0	0	0	0	0	0	0	0	0+
14	Robinson,Brandon		1-2	1-2	2-2	0	1	1	2	5	0	0	0	0	12
21	Woods,Seventh		0-1	0-0	0-0	0	3	3	0	0	1	2	1	0	11
25	Rohlman,Aaron		0-0	0-0	0-0	0	0	0	0	0	0	0	0	0	0+
30	White,Stilman		0-0	0-0	0-0	0	0	0	0	0	0	0	0	0	0+
32	Maye,Luke		2-5	0-0	0-0	1	1	2	1	4	1	0	0	0	10
	Team					4	1	5							
	Totals		21-60	7-24	13-19	12	24	36	25	62	12	14	3	2	200

FG % 1st Half: 6-29 20.7% 2nd half: 15-31 48.4% Game: 21-60 35.0%  
 3FG % 1st Half: 2-9 22.2% 2nd half: 5-15 33.3% Game: 7-24 29.2%  
 FT % 1st Half: 8-8 100.0 2nd half: 5-11 45.5% Game: 13-19 68.4%

**Miami 77 • 14-6 (4-4)**

#	Player	Total		3-Ptr		Rebounds			PF	TP	A	TO	Blk	Stl	Min
		FG-FGA	FG-FGA	FT-FTA	Off	Def	Tot								
21	Kamari Murphy	f	2-5	0-0	0-0	4	5	9	4	4	0	1	1	0	29
00	Ja'Quan Newton	g	6-14	0-2	6-6	1	6	7	4	18	3	2	0	1	27
03	Anthony Lawrence	g	1-5	1-4	0-0	0	4	4	3	3	4	1	1	3	31
05	Davon Reed	g	3-12	1-4	7-9	2	5	7	3	14	2	1	0	1	37
11	Bruce Brown	g	8-11	4-6	10-13	1	3	4	2	30	5	4	2	2	34
02	Mike Robinson		0-0	0-0	0-0	0	0	0	1	0	0	0	0	0	0+
04	DJ Vasiljevic		1-5	1-4	0-0	0	1	1	0	3	0	0	0	0	15
15	Ebuka Izundu		0-1	0-0	0-0	0	3	3	2	0	0	0	2	0	8
20	Dewan Huell		2-3	0-0	1-2	1	0	1	1	5	0	1	0	1	19
35	Chris Stowell		0-0	0-0	0-0	0	0	0	0	0	0	0	0	0	0+
	Team					2	3	5							
	Totals		23-56	7-20	24-30	11	30	41	20	77	14	10	6	8	200

FG % 1st Half: 12-25 48.0% 2nd half: 11-31 35.5% Game: 23-56 41.1%  
 3FG % 1st Half: 4-8 50.0% 2nd half: 3-12 25.0% Game: 7-20 35.0%  
 FT % 1st Half: 11-12 91.7% 2nd half: 13-18 72.2% Game: 24-30 80.0%

Officials: Ron Groover, Sean Hull, John Gaffney  
 Technical fouls: North Carolina-Berry II,Joel. Miami-None.  
 Attendance: 7563

Score by periods	1st	2nd	Total
North Carolina	22	40	62
Miami	39	38	77

Last FG - NC 2nd-00:23, UM 2nd-01:27.  
 Largest lead - NC by 9 1st-16:28, UM by 22 2nd-14:00.  
 NC led for 05:52. UM led for 33:15. Game was tied for 00:53.

Score tied - 2 times.  
 Lead changed - 3 times.

**Official Basketball Box Score -- Game Totals -- Final Statistics**  
**Florida State vs Miami**  
**02-01-17 8:06 p.m. at Watsco Center | Coral Gables, Fla.**

**Florida State 75 • 19-4 (7-3)**

#	Player	Total		3-Ptr		Rebounds			PF	TP	A	TO	Blk	Stl	Min
		FG-FGA	FG-FGA	FT-FTA	Off	Def	Tot								
01	Isaac, Jonathan	*	5-7	1-1	4-4	3	4	7	1	15	2	1	1	3	25
04	Bacon, Dwayne	*	6-16	1-4	2-2	0	1	1	1	15	3	1	0	0	32
14	Mann, Terance	*	4-6	1-2	2-2	3	0	3	4	11	2	0	0	1	29
22	Rathan-Mayes, Xavier	*	4-8	3-7	2-2	0	3	3	1	13	4	2	0	2	32
00	Ojo, Michael	*	1-1	0-0	3-3	1	1	2	3	5	0	2	1	3	18
50	Cofer, Phil		1-2	0-0	0-0	1	2	3	1	2	0	0	0	0	13
02	Walker, CJ		1-3	0-1	0-0	0	1	1	1	2	1	1	0	1	8
03	Forrest, Trent		1-3	0-0	0-0	1	0	1	1	2	0	0	0	1	11
05	Savoy, PJ		1-1	1-1	0-0	0	0	0	0	3	0	1	0	0	4
11	Angola-Rodas, Braian		0-1	0-1	0-0	0	0	0	1	0	0	0	0	0	5
21	Koumadje, Christ		2-2	0-0	0-0	0	2	2	2	4	0	1	0	0	6
23	Smith, Jarquez		1-2	0-1	1-2	0	1	1	3	3	0	0	2	0	17
	Team					1	2	3							
	Totals		27-52	7-18	14-15	10	17	27	19	75	12	9	4	11	200

FG % 1st Half: 12-27 44.4% 2nd half: 15-25 60.0% Game: 27-52 51.9%  
 3FG % 1st Half: 4-10 40.0% 2nd half: 3-8 37.5% Game: 7-18 38.9%  
 FT % 1st Half: 3-4 75.0% 2nd half: 11-11 100.0% Game: 14-15 93.3%

**Miami 57 • 14-7 (4-5)**

#	Player	Total		3-Ptr		Rebounds			PF	TP	A	TO	Blk	Stl	Min
		FG-FGA	FG-FGA	FT-FTA	Off	Def	Tot								
00	Ja'Quan Newton	*	4-5	0-0	4-4	0	3	3	2	12	2	5	0	1	32
03	Anthony Lawrence	*	1-4	0-3	0-0	0	2	2	2	2	1	0	0	0	30
05	Davon Reed	*	5-11	1-5	1-2	2	2	4	1	17	0	2	0	0	31
11	Bruce Brown	*	4-10	0-1	9-11	2	3	5	3	17	1	4	0	2	36
21	Kamari Murphy	*	1-4	0-0	2-3	1	4	5	2	4	1	2	0	2	33
04	DJ Vasiljevic		1-2	1-2	0-0	1	0	1	0	3	0	0	0	0	8
14	Rodney Miller		0-0	0-0	0-0	0	0	0	0	0	0	0	0	0	3
15	Ebuka Izundu		0-0	0-0	0-0	1	0	1	0	0	0	1	0	0	5
20	Dewan Huell		3-6	0-0	1-2	1	0	1	1	7	0	0	1	0	22
	Team					2	2	4							
	Totals		19-42	2-11	17-22	10	16	26	11	57	5	14	1	5	200

FG % 1st Half: 11-23 47.8% 2nd half: 8-19 42.1% Game: 19-42 45.2%  
 3FG % 1st Half: 1-6 16.7% 2nd half: 1-5 20.0% Game: 2-11 18.2%  
 FT % 1st Half: 11-12 91.7% 2nd half: 6-10 60.0% Game: 17-22 77.3%

Officials:  
 Technical fouls: Florida State-None. Miami-None.  
 Attendance: 7279

Score by periods	1st	2nd	Total
Florida State	31	44	75
Miami	34	23	57

Points	In	Off	2nd	Fast	Bench
FS	Paint	T/O	Chance	Break	
UM	36	16	16	5	16
UM	28	11	13	4	10

Last FG - FS 2nd-00:34, UM 2nd-00:24.  
 Largest lead - FS by 22 2nd-01:39, UM by 7 1st-01:07.  
 FS led for 25:26. UM led for 10:36. Game was tied for 03:58.

Score tied - 6 times.  
 Lead changed - 8 times.

**Official Basketball Box Score -- Game Totals -- Final Statistics**  
**Miami vs NC State**  
**02-04-17 3:00 p.m. at Raleigh, N.C. (PNC Arena)**

**Miami 84 • 15-7, 5-5 ACC**

#	Player	Total		3-Ptr		Rebounds			PF	TP	A	TO	Blk	Stl	Min
		FG-FGA	FG-FGA	FT-FTA	Off	Def	Tot								
00	Ja'Quan Newton	*	5-15	0-2	3-4	1	2	3	1	13	5	2	0	2	34
05	Davon Reed	*	9-17	7-10	1-1	1	6	7	2	26	3	2	0	1	36
11	Bruce Brown	*	3-8	1-3	0-0	1	1	2	2	7	6	1	0	1	32
20	Dewan Huell	*	1-2	0-0	1-2	1	1	2	1	3	0	1	0	0	12
21	Kamari Murphy	*	0-1	0-0	0-0	3	2	5	0	0	0	1	0	0	18
03	Anthony Lawrence		7-9	3-5	2-2	1	3	4	1	19	2	1	1	0	32
04	DJ Vasiljevic		0-1	0-1	0-0	0	1	1	0	0	0	0	0	0	9
15	Ebuka Izundu		6-9	0-0	4-5	4	2	6	5	16	0	2	1	1	27
	Team					5	1	6							
	Totals		31-62	11-21	11-14	17	19	36	12	84	16	11	2	5	200

FG % 1st Half: 15-31 48.4% 2nd half: 16-31 51.6% Game: 31-62 50.0%  
 3FG % 1st Half: 5-9 55.6% 2nd half: 6-12 50.0% Game: 11-21 52.4%  
 FT % 1st Half: 1-1 100.0 2nd half: 10-13 76.9% Game: 11-14 78.6%

**NC State 79 • 14-10, 3-8 ACC**

#	Player	Total		3-Ptr		Rebounds			PF	TP	A	TO	Blk	Stl	Min
		FG-FGA	FG-FGA	FT-FTA	Off	Def	Tot								
00	ABU,ABDUL-MALIK	*	4-5	0-0	2-2	2	3	5	0	10	0	1	1	1	37
03	HENDERSON,TERRY	*	7-10	5-6	2-3	1	3	4	0	21	1	3	1	0	38
04	SMITH, JR, DENNIS	*	10-15	5-8	6-8	1	1	2	4	31	9	5	0	3	39
14	YURTSEVEN,OMER	*	3-8	0-0	4-4	0	4	4	2	10	2	0	5	1	28
24	ROWAN,MAVERICK	*	2-7	1-3	0-0	0	3	3	4	5	3	1	0	0	30
02	DORN,TORIN		1-3	0-1	0-0	0	0	0	1	2	0	1	0	0	15
11	JOHNSON,MARKELL		0-0	0-0	0-0	0	0	0	0	0	0	0	0	0	2
21	ANYA,BEEJAY		0-0	0-0	0-0	0	2	2	1	0	0	0	4	0	9
23	KAPITA,TED		0-0	0-0	0-0	0	0	0	0	0	0	0	0	0	2
	Team					1	0	1							
	Totals		27-48	11-18	14-17	5	16	21	12	79	15	11	11	5	200

FG % 1st Half: 18-29 62.1% 2nd half: 9-19 47.4% Game: 27-48 56.3%  
 3FG % 1st Half: 8-10 80.0% 2nd half: 3-8 37.5% Game: 11-18 61.1%  
 FT % 1st Half: 1-2 50.0% 2nd half: 13-15 86.7% Game: 14-17 82.4%



**Official Basketball Box Score -- Game Totals -- Final Statistics**  
**Miami vs LOUISVILLE**  
**02-11-17 2:05PM at KFC Yum! Center, Louisville, KY**

**Miami 66 • 16-8,6-6**

#	Player	Total		3-Ptr		Rebounds			PF	TP	A	TO	Blk	Stl	Min
		FG-FGA	FG-FGA	FT-FTA	FT-FTA	Off	Def	Tot							
20	Dewan Huell	f	2-2	0-0	0-0	0	3	3	2	4	1	1	1	1	14
21	Kamari Murphy	f	4-4	0-0	2-4	1	1	2	4	10	0	0	0	0	27
00	Ja'Quan Newton	g	5-12	2-3	3-5	0	5	5	0	15	2	1	0	1	34
05	Davon Reed	g	3-12	1-5	0-0	2	2	4	3	7	3	0	0	0	36
11	Bruce Brown	g	4-10	0-1	4-6	2	5	7	3	12	4	3	0	0	36
03	Anthony Lawrence	g	1-5	1-4	4-4	1	2	3	1	7	3	0	1	0	26
04	DJ Vasiljevic	g	1-3	1-2	0-0	0	0	0	0	3	0	0	0	1	11
14	Rodney Miller	g	0-0	0-0	0-0	0	0	0	0	0	0	0	0	0	1
15	Ebuka Izundu	g	3-4	0-0	2-2	2	3	5	4	8	0	3	2	0	15
	Team					2	1	3							
	Totals		23-52	5-15	15-21	10	22	32	17	66	13	8	4	4	200

FG % 1st Half: 14-27 51.9% 2nd half: 9-25 36.0% Game: 23-52 44.2%  
 3FG % 1st Half: 3-8 37.5% 2nd half: 2-7 28.6% Game: 5-15 33.3%  
 FT % 1st Half: 2-5 40.0% 2nd half: 13-16 81.3% Game: 15-21 71.4%

**LOUISVILLE 71 • 20-5,8-4**

#	Player	Total		3-Ptr		Rebounds			PF	TP	A	TO	Blk	Stl	Min
		FG-FGA	FG-FGA	FT-FTA	FT-FTA	Off	Def	Tot							
00	KING, VJ	f	1-1	1-1	0-0	0	0	0	2	3	0	0	0	0	5
20	JOHNSON, Jaylen	f	3-6	0-0	4-4	4	4	8	3	10	0	1	1	2	27
04	MAHMOUD, Anas	c	0-0	0-0	0-0	0	2	2	0	0	3	0	0	0	8
14	SNIDER, Quentin	g	3-8	3-5	4-4	1	2	3	2	13	4	3	0	0	33
45	MITCHELL, Donovan	g	6-17	3-9	3-5	1	1	2	4	18	4	1	1	1	38
12	MATHIANG, Mangok	g	2-5	0-0	3-4	4	4	8	2	7	1	0	1	1	32
13	SPALDING, Ray	g	0-1	0-0	0-0	0	4	4	2	0	1	1	0	0	13
22	ADEL, Deng	g	6-14	4-10	2-3	2	3	5	0	18	3	0	1	0	36
23	LEVITCH, David	g	1-3	0-2	0-0	0	2	2	1	2	0	0	0	0	4
30	McMAHON, Ryan	g	0-1	0-1	0-0	0	0	0	2	0	0	0	0	0	4
	Team					2	0	2							
	Totals		22-56	11-28	16-20	14	22	36	18	71	13	9	4	4	200

FG % 1st Half: 8-25 32.0% 2nd half: 14-31 45.2% Game: 22-56 39.3%  
 3FG % 1st Half: 4-13 30.8% 2nd half: 7-15 46.7% Game: 11-28 39.3%  
 FT % 1st Half: 6-8 75.0% 2nd half: 10-12 83.3% Game: 16-20 80.0%

Officials: Brian Dorsey, Jeffrey Anderson, Brian O'Connell  
 Technical fouls: Miami-TEAM. LOUISVILLE-None.  
 Attendance: 21427

Score by periods	1st	2nd	Total
Miami	33	33	66
LOUISVILLE	26	45	71

Last FG - UM 2nd-00:07, LOU 2nd-00:41.  
 Largest lead - UM by 14 1st-10:51, LOU by 8 2nd-03:57.  
 UM led for 33:18. LOU led for 04:57. Game was tied for 01:45.

Points In Off 2nd Fast Bench  
 UM 34 5 14 2 18  
 LOU 18 11 15 2 27

**Official Basketball Box Score -- Game Totals -- Final Statistics**  
**Georgia Tech vs Miami**  
**02-15-17 8 p.m. at Watsco Center | Coral Gables, Fla.**

**Georgia Tech 61 • 15-11 (6-7)**

#	Player	Total		3-Ptr		Rebounds			PF	TP	A	TO	Blk	Stl	Min
		FG-FGA	FG-FGA	FT-FTA	FT-FTA	Off	Def	Tot							
12	Stephens, Quinton	f	2-9	2-8	0-0	0	6	6	4	6	1	1	0	2	36
30	Heyward, Corey	f	0-1	0-1	0-0	1	1	2	1	0	0	0	0	0	20
44	Lammers, Ben	c	6-12	1-1	2-2	0	3	3	3	15	3	2	4	0	40
05	Okogie, Josh	g	7-11	4-5	0-1	0	2	2	3	18	0	4	1	2	32
11	Heath, Josh	g	3-8	0-3	0-0	0	1	1	0	6	9	1	0	2	38
00	Moore, Justin	g	3-3	1-1	0-0	0	2	2	5	7	2	2	0	1	9
01	Jackson, Tadic	g	4-8	1-4	0-0	0	0	0	2	9	2	2	0	1	24
32	McCormick, Kellen	g	0-0	0-0	0-0	0	0	0	0	0	0	0	0	0	1
	Team					1	0	1							
	Totals		25-52	9-23	2-3	2	15	17	18	61	17	12	5	8	200

FG % 1st Half: 14-28 50.0% 2nd half: 11-24 45.8% Game: 25-52 48.1%  
 3FG % 1st Half: 4-12 33.3% 2nd half: 5-11 45.5% Game: 9-23 39.1%  
 FT % 1st Half: 0-1 0.0% 2nd half: 2-2 100.0% Game: 2-3 66.7%

**Miami 70 • 17-8 (7-6)**

#	Player	Total		3-Ptr		Rebounds			PF	TP	A	TO	Blk	Stl	Min
		FG-FGA	FG-FGA	FT-FTA	FT-FTA	Off	Def	Tot							
21	Kamari Murphy	f	3-4	0-0	3-4	2	6	8	1	9	0	1	0	2	37
15	Ebuka Izundu	c	1-2	0-0	0-0	0	3	3	0	2	0	0	0	0	13
03	Anthony Lawrence	g	0-1	0-0	4-5	0	4	4	2	4	2	6	0	1	29
05	Davon Reed	g	8-11	3-4	2-4	0	7	7	2	21	1	2	0	3	35
11	Bruce Brown	g	1-4	0-2	6-6	1	2	3	1	8	5	4	0	1	37
04	DJ Vasiljevic	g	4-9	3-6	2-2	0	2	2	0	13	1	1	0	0	28
20	Dewan Huell	g	4-7	0-0	5-6	1	1	2	0	13	0	1	2	1	21
	Team					1	1	2							
	Totals		21-38	6-12	22-27	5	26	31	6	70	9	17	2	8	200

FG % 1st Half: 12-23 52.2% 2nd half: 9-15 60.0% Game: 21-38 55.3%  
 3FG % 1st Half: 3-7 42.9% 2nd half: 3-5 60.0% Game: 6-12 50.0%  
 FT % 1st Half: 11-12 91.7% 2nd half: 11-15 73.3% Game: 22-27 81.5%

Officials: Roger Ayers, Ted Valentine, Terry Wymer

Technical fouls: Georgia Tech-None. Miami-None.  
 Attendance: 7111  
 Foul (2nd Half) 08:37 was reviewed, call was changed to Flagrant 1 foul(#05GT)

Score by periods	1st	2nd	Total
Georgia Tech	32	29	61
Miami	38	32	70

Points	In	Off	2nd	Fast	Bench
GT	28	21	0	11	16
UM	22	13	6	5	26

Last FG - GT 2nd-00:47, UM 2nd-05:10.  
 Largest lead - GT by 5 1st-17:46, UM by 13 2nd-06:36.  
 GT led for 08:18. UM led for 27:57. Game was tied for 03:45.

Score tied - 2 times.  
 Lead changed - 7 times.

**Official Basketball Box Score -- Game Totals -- Final Statistics**  
**Clemson vs Miami**  
**02-18-17 12:05 PM at Watsco Center | Coral Gables, Fla.**

**Clemson 65 • 14-12 (4-10)**

#	Player	Total		3-Ptr		Rebounds			PF	TP	A	TO	Blk	Stl	Min
		FG-FGA	FG-FGA	FT-FTA	FT-FTA	Off	Def	Tot							
05	BLOSSOMGAME, Jaron	f	7-15	0-5	2-5	2	6	8	4	16	0	3	0	0	36
14	THOMAS, Elijah	f	5-8	0-0	2-5	5	6	11	2	12	1	0	0	1	24
15	GRANTHAM, Donte	f	0-3	0-2	0-0	2	1	3	0	0	0	0	1	0	20
04	MITCHELL, Shelton	g	4-7	0-0	2-2	0	1	1	2	10	3	1	0	0	29
12	HOLMES, Avry	g	3-5	2-2	0-0	0	0	0	1	8	0	1	0	1	21
02	REED, Marquise	g	6-13	1-4	2-3	0	0	0	2	15	2	0	0	1	30
10	DeVOE, Gabe	g	0-5	0-4	0-0	1	2	3	1	0	2	2	0	0	25
50	DJITTE, Sidy	g	2-3	0-0	0-0	1	4	5	1	4	0	0	0	0	15
	Team					2	3	5							
	Totals		27-59	3-17	8-15	13	23	36	13	65	8	7	1	3	200

FG % 1st Half: 14-28 50.0% 2nd half: 13-31 41.9% Game: 27-59 45.8%  
 3FG % 1st Half: 3-9 33.3% 2nd half: 0-8 0.0% Game: 3-17 17.6%  
 FT % 1st Half: 2-3 66.7% 2nd half: 6-12 50.0% Game: 8-15 53.3%

**Miami 71 • 18-8 (8-6)**

#	Player	Total		3-Ptr		Rebounds			PF	TP	A	TO	Blk	Stl	Min
		FG-FGA	FG-FGA	FT-FTA	FT-FTA	Off	Def	Tot							
21	Kamari Murphy	f	7-9	0-0	1-1	2	7	9	3	15	2	0	1	1	35
15	Ebuka Izundu	c	5-10	0-0	2-4	1	1	2	3	12	1	1	0	1	25
03	Anthony Lawrence	g	4-9	2-5	0-1	1	3	4	0	10	5	0	0	3	37
05	Davon Reed	g	4-11	2-7	4-4	1	6	7	2	14	5	1	1	1	36
11	Bruce Brown	g	4-8	1-3	0-0	2	3	5	3	9	5	2	0	0	29
04	DJ Vasiljevic	g	2-5	1-4	0-0	0	3	3	0	5	1	2	0	0	21
20	Dewan Huell	g	2-4	0-0	2-3	1	0	1	2	6	0	1	1	0	17
	Team					1	0	1							
	Totals		28-56	6-19	9-13	9	23	32	13	71	19	7	3	6	200

FG % 1st Half: 15-32 46.9% 2nd half: 13-24 54.2% Game: 28-56 50.0%  
 3FG % 1st Half: 3-9 33.3% 2nd half: 3-10 30.0% Game: 6-19 31.6%  
 FT % 1st Half: 2-3 66.7% 2nd half: 7-10 70.0% Game: 9-13 69.2%

Officials: Clemson-None. Miami-None.  
 Attendance: 6987

Score by periods	1st	2nd	Total
C			





**Official Basketball Box Score -- Game Totals -- Final Statistics**  
**Duke vs Miami**  
**02-25-17 4 p.m. at Watsco Center | Coral Gables, Fla.**

**Duke 50 • 22-7 (10-6)**

#	Player	Total		3-Ptr		Rebounds			PF	TP	A	TO	Blk	Stl	Min
		FG-FGA	FT-FTA	FG-FGA	FT-FTA	Off	Def	Tot							
00	Jaysan Tatum	f	4-16	0-7	0-0	3	4	7	0	8	2	0	1	1	40
01	Harry Giles	f	1-4	0-0	0-2	5	3	8	1	2	0	1	0	1	19
21	Amile Jefferson	f	2-3	0-0	0-2	0	5	5	3	4	0	3	0	0	21
05	Luke Kennard	g	6-20	2-6	2-3	1	5	6	1	16	1	3	1	2	40
13	Matt Jones	g	2-9	0-3	0-0	3	0	3	2	4	3	3	0	1	37
15	Frank Jackson	g	6-11	3-5	1-2	1	5	6	2	16	3	3	0	1	29
20	Marques Bolden	g	0-3	0-0	0-0	2	2	4	2	0	0	3	0	1	14
Team						6	1	7							
Totals			21-66	5-21	3-9	21	25	46	11	50	9	13	5	6	200

FG % 1st Half: 10-29 34.5% 2nd half: 11-37 29.7% Game: 21-66 31.8% Deadball Rebounds 2  
 3FG % 1st Half: 1-7 14.3% 2nd half: 4-14 28.6% Game: 5-21 23.8%  
 FT % 1st Half: 0-2 0.0% 2nd half: 3-7 42.9% Game: 3-9 33.3%

**Miami 55 • 20-8 (10-6)**

#	Player	Total		3-Ptr		Rebounds			PF	TP	A	TO	Blk	Stl	Min
		FG-FGA	FT-FTA	FG-FGA	FT-FTA	Off	Def	Tot							
21	Kamari Murphy	f	3-6	0-0	1-2	1	5	6	0	7	1	1	1	1	36
15	Ebuka Izundu	c	1-5	0-0	1-2	3	2	5	1	3	0	0	2	1	18
03	Anthony Lawrence	g	0-4	0-2	2-2	0	3	3	2	2	2	2	0	1	20
05	Davon Reed	g	3-11	0-1	3-4	3	7	10	2	9	1	1	0	3	37
11	Bruce Brown	g	11-18	1-2	2-2	1	3	4	3	25	4	1	2	2	36
00	Ja'Quan Newton	g	3-10	0-0	1-2	0	5	5	1	7	0	4	0	1	24
04	DJ Vasiljevic	g	0-3	0-3	0-0	0	2	2	1	0	0	0	0	0	20
20	Dewan Huell	g	1-1	0-0	0-0	1	0	1	0	2	0	0	0	0	9
Team						4	2	6							
Totals			22-58	1-8	10-14	13	29	42	10	55	8	10	5	9	200

FG % 1st Half: 10-29 34.5% 2nd half: 12-29 41.4% Game: 22-58 37.9% Deadball Rebounds 1  
 3FG % 1st Half: 1-7 14.3% 2nd half: 0-1 0.0% Game: 1-8 12.5%  
 FT % 1st Half: 1-2 50.0% 2nd half: 9-12 75.0% Game: 10-14 71.4%

Officials: Roger Ayers, John Gaffney, Brian O'Connell  
 Technical fouls: Duke-None. Miami-None.  
 Attendance: 7972

Score by periods	1st	2nd	Total
Duke	21	29	50
Miami	22	33	55

	In	Off	2nd	Fast	Bench
Points	Paint	T/O	Chance	Break	
DU	20	10	9	2	16
UM	40	18	13	8	9

Last FG - DU 2nd-00:08, UM 2nd-00:05.  
 Largest lead - DU by 3 1st-07:52, UM by 10 2nd-14:52.  
 DU led for 07:44. UM led for 30:46. Game was tied for 01:30.

Score tied - 3 times.  
 Lead changed - 6 times.

**Official Basketball Box Score -- Game Totals -- Final Statistics**  
**Miami vs Virginia Tech**  
**02-27-17 9:00 PM at Cassell Coliseum, Blacksburg, Va.**

**Miami 61 • 20-9 10-7**

#	Player	Total		3-Ptr		Rebounds			PF	TP	A	TO	Blk	Stl	Min
		FG-FGA	FT-FTA	FG-FGA	FT-FTA	Off	Def	Tot							
03	Anthony Lawrence	*	6-9	3-5	3-4	0	5	5	2	18	1	0	0	1	28
05	Davon Reed	*	3-10	1-4	4-5	1	8	9	1	11	2	0	0	3	36
11	Bruce Brown	*	3-8	1-5	1-2	1	2	3	5	8	5	2	0	1	31
15	Ebuka Izundu	*	0-2	0-0	0-0	0	2	2	3	0	0	0	0	0	16
21	Kamari Murphy	*	5-7	0-0	3-4	0	2	2	3	13	3	1	1	1	35
00	Ja'Quan Newton	*	1-5	0-1	0-0	0	0	0	3	2	4	4	0	0	24
04	DJ Vasiljevic	*	3-8	2-6	1-2	0	1	1	0	9	0	0	0	0	21
20	Dewan Huell	*	0-0	0-0	0-0	0	1	1	3	0	0	2	0	0	9
Team						3	0	3							
Totals			21-49	7-21	12-17	5	21	26	20	61	15	9	1	6	200

FG % 1st Half: 10-26 38.5% 2nd half: 11-23 47.8% Game: 21-49 42.9% Deadball Rebounds 4,2  
 3FG % 1st Half: 4-10 40.0% 2nd half: 3-11 27.3% Game: 7-21 33.3%  
 FT % 1st Half: 2-4 50.0% 2nd half: 10-13 76.9% Game: 12-17 70.6%

**Virginia Tech 66 • 21-8, 10-7**

#	Player	Total		3-Ptr		Rebounds			PF	TP	A	TO	Blk	Stl	Min
		FG-FGA	FT-FTA	FG-FGA	FT-FTA	Off	Def	Tot							
02	Sy,Khadim	*	2-2	0-0	2-2	0	3	3	1	6	0	1	0	0	13
05	Robinson,Justin	*	1-4	0-1	3-6	0	1	1	4	5	4	4	0	2	20
10	Bibbs,Justin	*	2-4	1-3	0-0	0	5	5	0	5	0	0	0	0	38
13	Hill,Ahmed	*	2-7	1-5	2-4	0	0	0	4	7	2	0	0	1	31
42	Outlaw,Ty	*	8-11	8-10	0-0	0	4	4	2	24	2	0	0	0	38
04	Allen,Seth	*	3-5	0-1	6-6	0	2	2	0	12	4	4	0	0	33
32	LeDay,Zach	*	1-4	0-0	5-8	1	6	7	1	7	0	2	0	0	27
Team						0	2	2							
Totals			19-37	10-20	18-26	1	23	24	12	66	12	11	0	3	200

FG % 1st Half: 9-18 50.0% 2nd half: 10-19 52.6% Game: 19-37 51.4% Deadball Rebounds 2,1  
 3FG % 1st Half: 6-12 50.0% 2nd half: 4-8 50.0% Game: 10-20 50.0%  
 FT % 1st Half: 3-6 50.0% 2nd half: 15-20 75.0% Game: 18-26 69.2%

Officials: Les Jones, Terry Wymer, Bert Smith  
 Technical fouls: Miami-None. Virginia Tech-None.  
 Attendance: 6962  
 Miami is ranked #25 in the AP Poll.

Score by periods	1st	2nd	Total
Miami	26	35	61
Virginia Tech	27	39	66

	In	Off	2nd	Fast	Bench
Points	Paint	T/O	Chance	Break	
UM	24	6	5	0	11
VT	16	14	0	2	19

Last FG - UM 2nd-00:22, VT 2nd-02:12.  
 Largest lead - UM by 2 2nd-19:44, VT by 9 1st-17:24.  
 UM led for 04:51. VT led for 31:56. Game was tied for 03:13.

Score tied - 7 times.  
 Lead changed - 10 times.

**Official Basketball Box Score -- Game Totals -- Final Statistics**  
**Miami vs Florida State**  
**03-04-17 4:00 pm at the Tucker Center - Tallahassee, Florida**

**Miami 57 • 20-10, 10-8 ACC**

#	Player	Total		3-Ptr		Rebounds			PF	TP	A	TO	Blk	Stl	Min
		FG-FGA	FT-FTA	FG-FGA	FT-FTA	Off	Def	Tot							
21	Kamari Murphy	f	2-5	0-0	0-1	1	8	9	1	4	0	1	0	0	33
00	Ja'Quan Newton	g	1-7	0-0	3-4	0	2	2	0	5	1	2	0	1	25
03	Anthony Lawrence	g	0-2	0-2	2-4	0	1	1	3	2	1	2	0	0	26
05	Davon Reed	g	6-11	4-7	6-6	0	6	6	2	22	6	3	0	0	39
11	Bruce Brown	g	4-9	2-3	0-0	0	0	0	4	10	1	1	1	2	32
04	DJ Vasiljevic	g	3-7	2-5	1-2	0	3	3	0	9	0	1	0	0	19
15	Ebuka Izundu	g	0-0	0-0	0-0	1	1	2	3	0	0	1	0	0	11
20	Dewan Huell	g	2-2	0-0	1-2	1	5	0	2	1	5	0	2	1	15
Team						2	0	2							
Totals			18-43	8-17	13-19	4	23	27	14	57	9	13	2	4	200

FG % 1st Half: 11-21 52.4% 2nd half: 7-22 31.8% Game: 18-43 41.9% Deadball Rebounds 4  
 3FG % 1st Half: 5-8 62.5% 2nd half: 3-9 33.3% Game: 8-17 47.1%  
 FT % 1st Half: 7-8 87.5% 2nd half: 6-11 54.5% Game: 13-19 68.4%

**Florida State 66 • 24-7, 12-6 ACC**

#	Player	Total		3-Ptr		Rebounds			PF	TP	A	TO	Blk	Stl	Min
		FG-FGA	FT-FTA	FG-FGA	FT-FTA	Off	Def	Tot							
01	Isaac, Jonathan	f	0-3	0-2	2-2	0	3	3	3	2	1	1	1	0	20
23	Smith, Jarquez	f	5-10	0-0	1-1	3	2	5	1	11	1	1	0	0	16
04	Ojo, Michael	c	0-2	0-0	0-0	1	3	4	2	0	0	1	1	0	13
04	Bacon, Dwayne	g	8-17	2-8	5-7	0	2	2	2	23	2	1	0	1	33
22	Rathan-Mayes, Xavier	g	3-7	1-4	0-2	0	2	2	1	7	4	2	1	0	29
00	Cofar, Phyl	g	0-0	0-0	0-0	0	1	1	0	0	0	1	0	0	5
02	Walker, CJ	g	1-4	0-1	1-1	1	1	2	1	3	1	0	0	1	15
03	Forrest, Trent	g	0-0	0-0	0-0	0	1	1	0	0	0	2	0	0	8
05	Savoy, PJ	g	1-3	1-3	0-0	0	2	2	0	3	0	0	0	0	5
11	Angola-Rodas, Braian	g	1-3	0-1	2-2	0	1	1	0	4	0	0	0	0	9
14	Mann, Terance	g	3-5	0-0	1-2	4	2	6	2	7	2	2	0	1	33
21	Koumadje, Christ	g	3-3	0-0	0-0	1	1	2	4	6	0	0	1	0	14
Team						1	2	3							
Totals			25-57	4-19	12-17	11	23	34	16	66	13	9	4	3	200

FG % 1st Half:



**Official Basketball Box Score -- Game Totals -- Final Statistics**  
**Miami vs North Carolina**  
**03-09-17 12 p.m. at Barclays Center (Brooklyn, N.Y.)**

**Miami 53 • 21-11**

#	Player	Total		3-Ptr		Rebounds			PF	TP	A	TO	Blk	Stl	Min
		FG-FGA	FG-FGA	FT-FTA	Off	Def	Tot								
21	Kamari Murphy	f	2-6	0-0	1-2	1	3	4	2	5	1	2	1	0	25
00	Ja'Quan Newton	g	1-4	0-0	1-5	1	0	1	1	3	1	2	0	1	26
03	Anthony Lawrence	g	2-6	2-5	0-0	1	2	3	3	6	1	1	1	4	32
05	Davon Reed	g	2-8	1-5	2-2	3	3	6	1	7	2	3	0	1	34
11	Bruce Brown	g	9-13	1-3	2-2	2	5	7	2	21	1	3	0	0	33
02	Mike Robinson		0-1	0-1	0-0	0	0	0	0	0	0	0	0	0	2
04	DJ Vasiljevic		2-9	1-7	1-1	0	1	1	2	6	1	2	0	1	19
14	Rodney Miller		1-3	0-0	0-0	1	0	1	1	2	0	0	0	0	8
15	Ebuka Izundu		0-2	0-0	2-2	1	1	2	3	2	0	0	0	0	10
20	Dewan Huell		0-1	0-0	1-2	0	1	1	2	1	0	1	2	0	11
Team						1	2	3							
Totals			19-53	5-21	10-16	11	18	29	17	53	7	15	4	7	200

FG % 1st Half: 10-23 43.5% 2nd half: 9-30 30.0% Game: 19-53 35.8% Deadball Rebounds 2  
 3FG % 1st Half: 2-8 25.0% 2nd half: 3-13 23.1% Game: 5-21 23.8%  
 FT % 1st Half: 7-10 70.0% 2nd half: 3-6 50.0% Game: 10-16 62.5%

**North Carolina 78 • 27-6**

#	Player	Total		3-Ptr		Rebounds			PF	TP	A	TO	Blk	Stl	Min
		FG-FGA	FG-FGA	FT-FTA	Off	Def	Tot								
03	Meeks,Kennedy	f	4-7	0-0	2-2	2	5	7	2	10	0	0	1	0	24
44	Jackson,Justin	f	5-11	2-7	0-1	0	2	2	0	12	3	3	0	2	33
01	Pinson,Theo	g	3-7	1-3	2-4	1	3	4	3	9	6	3	0	0	24
02	Berry II,Joel	g	5-8	1-3	0-0	1	3	4	2	11	5	2	0	3	29
04	Hicks,Isaiah	g	5-7	0-0	9-9	2	4	6	1	19	2	1	0	1	25
00	Britt,Nate		1-4	1-1	0-0	0	1	1	0	3	2	0	0	3	20
05	Bradley,Tony		2-4	0-0	2-2	2	2	4	2	6	1	0	0	0	16
14	Robinson,Brandon		0-1	0-1	0-0	0	0	0	1	0	1	0	0	0	6
21	Woods,Seventh		0-0	0-0	0-0	0	2	2	0	0	1	1	0	0	8
30	White,Stilman		1-2	0-0	0-0	0	0	0	0	2	0	0	0	0	2
32	Maye,Luke		2-2	2-2	0-0	1	2	3	1	6	0	1	0	0	13
Team						0	3	3							
Totals			28-53	7-17	15-18	9	27	36	12	78	21	11	1	9	200

FG % 1st Half: 11-21 52.4% 2nd half: 17-32 53.1% Game: 28-53 52.8% Deadball Rebounds 1  
 3FG % 1st Half: 1-6 16.7% 2nd half: 6-11 54.5% Game: 7-17 41.2%  
 FT % 1st Half: 11-11 100.0 2nd half: 4-7 57.1% Game: 15-18 83.3%

Officials: Roger Ayers, Tim Nestor, Jerry Heater  
 Technical fouls: Miami-None. North Carolina-None.

Attendance: 17732

2017 ACC Tournament Quarterfinals - No. 9 Miami vs. No. 1 North Carolina

Score by periods	1st	2nd	Total
Miami	29	24	53
North Carolina	34	44	78

	In	Off	2nd	Fast	Bench
Points	Paint	T/O	Chance	Break	
UM	24	11	12	6	11
NC	34	21	8	12	17

Last FG - UM 2nd-00:51, NC 2nd-01:10.  
 Largest lead - UM by 5 1st-15:05, NC by 27 2nd-01:10.  
 UM led for 04:20. NC led for 32:59. Game was tied for 02:41.

Score tied - 4 times.  
 Lead changed - 5 times.

# POSTSEASON TEAMS - NCAA



## 1959-60

### NCAA Tournament

Season Record: 23-4

Bruce Hale, Head Coach

12/1	Rollins	W	110-86
12/3	Jacksonville	W	106-98
12/5	Tampa	W	98-65
12/9	at Houston	W	72-63
12/10	at Centenary	L	77-84
12/12	at Loyola (N.O.)	W	86-70
12/14	Murray State	W	92-80
12/19	Florida	W	79-77
12/21	at Miami (Ohio)	W	83-78
12/28	vs. Brigham Young !	W	110-93
12/29	vs. Xavier !	W	87-69
1/2	[15] South Carolina	WOT	107-106
1/7	[14] at Iona	W	69-67
1/13	[15] at Jacksonville	WOT	78-70
1/14	[15] at Florida	W	70-65
1/16	[15] at Florida State	W	93-91
1/23	[11] Houston	L	79-88
1/29	[11] Oklahoma City	W	97-84
2/2	[11] at Rollins	W	90-79
2/3	[11] at Tampa	W	74-73
2/4	[11] at Stetson	W	94-86
2/6	[11] at Florida Southern	W	88-71
2/11	[10] Stetson	L	72-73
2/18	[10] Florida Southern	W	121-85
2/22	[10] Kentucky Wesleyan	W	104-95
2/27	[9] Florida State	W	107-89
3/8	[8] vs. Western Kentucky \$	L	84-107

! Hurricane Classic

\$ NCAA Tournament (Lexington, Ky.)

NO.	PLAYER	POS.	YR.
11	Dave Landis	G	JR
12	Ron Godfrey	F	JR
13	Dick Hickox	G	JR
14	Dod Hammond	F	SO
15	Harry Manushaw	C	JR
20	Bruce Applegate	F	JR
22	Martin Snider	G	JR
23	Ken Allen	G	SO
24	Chris Stavreti	G	SO
25	Julie Cohen	G	SO
31	Jack Spisak	F	SO
32	Bruce Shapiro	G	SO

## 1997-98

### NCAA Tournament

Season Record: 18-10 (11-7 BIG EAST)

Leonard Hamilton, Head Coach

11/14	at Southern Illinois	W	73-61
11/16	Florida Atlantic	W	69-47
11/21	#17/17 Charlotte	W	89-72
11/24	Eastern Kentucky	W	86-64
11/29	at Jacksonville	W	74-70
12/2	Rutgers*	W	63-55
12/6	Georgetown*	W	66-56
12/12	Georgia State	W	80-64
12/22	at Memphis	W	65-57
12/27	vs. #/23 Georgia Tech +	L	61-69
12/31	at Seton Hall*	W	78-65
1/3	at Pittsburgh*	W	73-65
1/6	#8/8 Connecticut*	W	76-67
1/10	at #25/21 West Virginia*	L	84-98
1/13	at St. John's*	L	64-73
1/18	at #15/15 Syracuse*	L	67-85
1/22	Villanova*	W	78-63
1/28	at Boston College*	W	67-57
1/31	at Villanova*	L	75-78
2/4	Providence*	W	64-54
2/10	#23/20 Syracuse*	L	63-72
2/14	Notre Dame*	W	66-57
2/18	at Providence*	L	57-59
2/22	at Notre Dame*	W	65-59
2/24	Seton Hall*	L	71-76
2/28	#19/19 West Virginia*	W	70-66
3/4	vs. Georgetown #	L	56-62
3/13	vs. #19/20 UCLA \$	L	62-65

+ Orange Bowl Classic

\* BIG EAST game

# BIG EAST Tournament (New York, N.Y.)

\$ NCAA Tournament (Atlanta, Ga.)

NO.	PLAYER	POS.	YR.
3	Mike Byars-Dawson	G	FR
10	Kevin Norris	G	SR
11	Jeremiah Schlie	F	FR
13	Steve Frazier	G	SR
14	Todd Manuel	G	FR
15	Nick Donovan	F	JR
20	Charles Wiseman	G	SO
21	Mike Curcio	G	JR
22	Jaime Waggoner	G	SR
30	Vernon Jennings	G/F	SO
31	Johnny Hemsley	G/F	SO
32	Lucas Barnes	G/F	SO
34	Dwayne Wimbley	F	FR
40	Tim James	F	JR
44	Elton Tyler	F	FR
51	Mario Bland	F	SO

## 1998-99

### NCAA Tournament — Second Round

Season Record: 23-7 (15-3 BIG EAST)

Leonard Hamilton, Head Coach

11/13	at Florida Atlantic	W	97-73
11/23	at Charlotte	L	59-66
11/27	Northern Iowa	W	78-69
12/5	at #8/8 Kentucky	L	65-74
12/8	Boston College*	W	77-64
12/11	UCF	W	66-56
12/18	at Georgia State	W	76-55
12/22	Memphis	W	80-64
12/27	vs. Ohio State +	W	72-64
12/30	at Georgetown*	W	64-63
1/6	#10/9 St. John's*	W	84-79
1/9	Notre Dame*	L	68-71
1/13	at Rutgers*	W	74-62
1/16	at West Virginia*	W	64-55
1/20	[25] #1 Connecticut*	LOT	68-70
1/24	[25] at Boston College*	W	75-67
1/27	[23/25] Seton Hall*	W	77-71
1/30	[23/25] at Pittsburgh*	L	54-60
2/3	[25] at #9/10 St. John's*	W	73-70
2/6	[25] Georgetown*	W	71-58
2/8	[16/21] at #18/17 Syracuse*	W	76-63
2/13	[16/21] at Providence*	W	69-65
2/16	[16/21] Villanova*	W	103-82
2/20	[16/21] at #2 Connecticut*	W	73-71
2/23	[11/13] Pittsburgh*	W	85-52
2/27	[11/13] Rutgers*	W	68-63
3/4	[9/10] vs. Georgetown #	W	65-54
3/5	[9/10] vs. #10/9 St. John's #	L	59-62
3/12	[10/12] vs. Lafayette \$	W	75-54
3/14	[10/12] vs. Purdue \$	L	63-73

+ Orange Bowl Classic

\* BIG EAST game

# BIG EAST Tournament (New York, N.Y.)

\$ NCAA Tournament (Boston, Mass.)

NO.	PLAYER	POS.	YR.
3	Mike Byars-Dawson	G	SO
4	Michael Simmons	G	FR
5	John Salmons	F	FR
11	Jeremiah Schlie	F	SO
13	João Paulo Coelho	G	FR
14	Todd Manuel	G	SO
15	Nick Donovan	F	SR
30	Vernon Jennings	G/F	JR
31	Johnny Hemsley	G/F	JR
34	Dwayne Wimbley	F	SO
40	Tim James	F	SR
42	Kevin Houston	G/F	JR
44	Elton Tyler	F	SO
51	Mario Bland	F	JR





# POSTSEASON TEAMS - NCAA

## 1999-2000

### NCAA Tournament — Sweet 16

Season Record: 23-11 (13-3 BIG EAST)

BIG EAST Regular Season Co-Champions

Leonard Hamilton, Head Coach

11/19	at UCF	W	81-54
11/23	[/24] Monmouth	W	67-46
11/30	[/25] Bethune-Cookman	W	102-75
12/4	at Memphis	L	72-82
12/7	Charlotte	L	65-75
12/11	Hartford	W	97-61
12/18	vs. #7/9 North Carolina +	L	78-68
12/20	vs. La.-Lafayette ^	L	60-66
12/21	vs. Detroit Mercy ^	W	68-64
12/22	vs. Illinois State ^	L	78-87
12/27	Florida Atlantic	W	89-52
12/29	Quinnipiac	W	80-66
1/5	West Virginia*	W	66-58
1/8	#7/8 Syracuse*	L	55-67
1/11	at Seton Hall*	W	71-64
1/15	at Georgetown*	L	61-65
1/17	at Villanova*	W	67-66
1/22	Boston College*	W	62-54
1/25	at Notre Dame*	W	63-49
1/29	#16/18 Kentucky	L	57-60
2/1	Pittsburgh*	W	64-60
2/5	at Rutgers*	W	58-52
2/7	Georgetown*	W	77-55
2/16	Providence*	L	45-47
2/19	at #18/18 Connecticut*	W	63-57
2/22	at West Virginia*	W	68-50
2/26	Notre Dame*	W	55-52
2/29	at Pittsburgh*	W	74-66
3/5	#18/21 St. John's*	W	74-70
3/9	[23] vs. Notre Dame #	W	61-58
3/10	[23] vs. #19/20 St. John's #	L	57-58
3/17	[23/25] vs. Arkansas \$	W	75-71
3/19	[23/25] vs. #8/8 Ohio State \$	W	75-62
3/24	[23/25] vs. #18/19 Tulsa \$\$	L	71-80

+ Orange Bowl Classic

^ San Juan Shootout (Puerto Rico)

\* BIG EAST game

# BIG EAST Tournament (New York, N.Y.)

\$ NCAA Tournament (Nashville, Tenn.)

\$\$ NCAA Tournament (Austin, Texas)

NO.	PLAYER	POS.	YR.
0	Leroy Hurd	G/F	FR
3	Michael Simmons	G	SO
11	Jerry Schlie	F	JR
13	João Paulo Coelho	G	SO
25	Elton Tyler	F	JR
30	Vernon Jennings	G/F	SR
31	Johnny Hemsley	G/F	SR
33	James Jones	F	FR
34	Dwayne Wimbley	F	JR
45	John Salmons	F	SO
51	Mario Bland	F	JR

## 2001-02

### NCAA Tournament

Season Record: 24-8 (10-6 BIG EAST)

Perry Clark, Head Coach

11/18	vs. Eastern Michigan ^	W	93-56
11/19	vs. UAB ^	W	81-79
11/20	vs. Clemson ^	W	67-65
11/24	Lafayette	W	79-69
11/26	Florida Atlantic	W	74-48
11/29	Howard	W	87-71
12/3	FIU	W	77-59
12/8	at Texas A&M	W	64-55
12/15	vs. #21/24 Indiana +	W	58-53
12/18	Florida A&M	W	90-62
12/22	Charlotte	W	64-56
12/27	[24/23] at LSU	W	68-61
12/30	[24/23] St. Francis (Pa.)	W	71-48
1/2	[21/21] at #23/24 Georgetown*	W	79-71
1/5	[21/21] at Connecticut*	L	75-76
1/8	[21/20] at St. John's*	L	60-71
1/12	[21/20] at Virginia Tech*	W	77-68
1/15	[24/20] Pittsburgh*	W2OT	76-69
1/19	[24/20] Providence*	WOT	102-96
1/24	[22/19] Villanova*	W	76-58
1/29	[15/16] Boston College*	L	65-70
2/2	[15/16] #17/22 Connecticut*	W	68-66
2/5	[12/11] at Villanova*	W	65-56
2/10	[12/11] at Boston College*	L	63-76
2/13	[13/11] St. John's*	W	79-56
2/17	[13/11] at Rutgers*	L	61-64
2/23	[17/13] Notre Dame*	L	77-90
2/26	[22/18] at Providence*	W	81-65
3/2	[22/18] Virginia Tech*	W	83-77
3/7	[21/21] vs. Georgetown #	W	84-76
3/8	[21/21] vs. #7/7 Pittsburgh #	L	71-76
3/14	[21/21] vs. Missouri \$	L	80-93

^ Virgin Islands Paradise Jam (St. Thomas, V.I.)

+ Orange Bowl Classic

\* BIG EAST game

# BIG EAST Championship (New York, N.Y.)

\$ NCAA Tournament (Albuquerque, N.M.)

NO.	PLAYER	POS.	YR.
1	Michael Simmons	G	JR
2	Kahleaf Watson	G	FR
4	Marcus Barnes	G	SO
5	John Salmons	F	SR
10	Brandon Okpalobi	G	SO
11	Jerry Schlie	F	SR
12	Rafael Berumen	F/C	JR
13	Paulo Coelho	G	JR
14	Rodrigue Djahue	F	SO
20	Danny Marakovits	G	SO
21	Darius Rice	F	SO
25	Elton Tyler	F/C	SR
33	James Jones	F	JR
34	William Frisby	F	SO

## 2007-08

### NCAA Tournament — Second Round

Season Record: 23-11 (8-8 ACC)

Frank Haith, Head Coach

11/9	Florida Southern	W	104-61
11/15	vs. Marist ^	W	85-61
11/16	vs. VCU ^	W	69-63
11/18	vs. Providence ^	W	64-58
11/24	Morgan State	W	55-51
11/28	Alabama State	W	83-74
12/2	St. John's	W	66-47
12/8	at Fla. International	W	67-53
12/13	at Mississippi State	W	64-58
12/17	[22/22] Stetson	W	89-53
12/20	[22/22] North Florida	W	85-63
12/23	[22/22] North Carolina A&T	W	95-64
12/29	[19/19] vs. Winthrop +	L	70-76
1/2	Penn	W	88-62
1/12	[25] Georgia Tech*	W	78-68
1/15	[21/24] at Boston College*	L	66-76
1/19	[21/24] at NC State*	LOT	77-79
1/23	#5/4 North Carolina*	L	82-98
1/27	#/25 Clemson*	W	75-72
1/29	at Wake Forest*	L	68-70
2/2	at #3/3 Duke*	L	73-88
2/6	Florida State*	L	55-62
2/9	at Virginia Tech*	W	74-71
2/17	at Georgia Tech*	W	64-63
2/20	#5/4 Duke*	W	96-95
2/23	Maryland*	W	78-63
2/27	at Clemson*	L	69-79
3/1	Virginia*	W	95-93
3/5	Boston College*	W	74-61
3/8	at Florida State*	LOT	72-75
3/13	vs. NC State #	W	63-50
3/14	vs. Virginia Tech #	L	49-63
3/21	vs. St. Mary's (Calif.) \$	W	78-64
3/23	vs. #7/7 Texas \$	L	72-75

^ Puerto Rico Tip-Off Classic (San Juan, P.R.)

+ Orange Bowl Basketball Classic

\* ACC Game

# ACC Tournament (Charlotte, N.C.)

\$ NCAA Tournament (Little Rock, Ark.)

NO.	PLAYER	POS.	YR.
00	Jimmy Graham	F	JR
1	Lance Hurdle	G	JR
5	Eddie Rios	G	FR
10	Landon Glover	G	SR
21	Dwayne Collins	F	SO
22	Fabio Nass	F	SR
23	James Dews	G	SO
25	Jonathan Stratton	G	SR
30	Adrian Thomas	F	SO-R
32	Brian Asbury	F	JR
33	Jack McClinton	G	JR
42	Raymond Hicks	F	SR
50	Anthony King	C	SR-R

# POSTSEASON TEAMS - NCAA



## 2012-13

**NCAA Tournament — Sweet 16**  
**Season Record: 29-7 (15-3 ACC)**  
**Jim Larrañaga, Head Coach**

11/9	Stetson	W	87-79
11/13	at FGCU	L	51-63
11/16	Jacksonville	W	73-57
11/24	Detroit	W	77-62
11/28	#13/14 Michigan State @	W	67-59
12/1	at Massachusetts	W	75-62
12/14	Charlotte	W	77-46
12/18	at UCF	W	72-50
12/22	vs. Hawaii ^	W	73-58
12/23	vs. #4/5 Arizona ^	L	50-69
12/25	vs. Indiana State ^	LOT	55-57
1/2	La Salle	W	76-59
1/5	at Georgia Tech*	W	62-49
1/10	at North Carolina*	W	68-59
1/13	Maryland*	W	54-47
1/16	at Boston College*	W	60-59
1/23	[25] #1/1 Duke*	W	90-63
1/27	[25] Florida State*	W	71-47
1/30	[14/15] at Virginia Tech*	W	73-64
2/2	[14/15] at #19/19 NC State*	W	79-78
2/5	[8/11] Boston College*	W	72-50
2/9	[8/11] North Carolina*	W	87-61
2/13	[3/4] at Florida State*	W	74-68
2/17	[3/4] at Clemson*	W	45-43
2/19	[2/2] Virginia*	W	54-50
2/23	[2/2] at Wake Forest*	L	65-80
2/27	[5/7] Virginia Tech*	W	76-58
3/2	[5/7] at #3/3 Duke*	L	76-79
3/6	[6/7] Georgia Tech*	L	69-71
3/9	[6/7] Clemson*	W	62-49
3/15	[9/10] Boston College #	W	69-58
3/16	[9/10] NC State #	W	81-71
3/17	[9/10] North Carolina #	W	87-77
3/22	[5/4] Pacific \$	W	78-49
3/24	[5/4] Illinois \$	W	63-59
3/28	[5/4] #15/16 Marquette \$\$	L	61-71

\* ACC Game  
 @ Big Ten/ACC Challenge  
 ^ Diamond Head Classic (Honolulu, Hawai'i)  
 # ACC Tournament (Greensboro, N.C.)  
 \$ NCAA Tournament (Austin, Texas)  
 \$\$ NCAA Sweet 16 (Washington, D.C.)

NO.	PLAYER	POS.	YR.
0	Shane Larkin	G	SO
1	Durand Scott	G	SR
3	Steve Sorenson	G	FR
4	Trey McKinney Jones	G	SR
10	Raphael Akpejiori	F	JR
12	Justin Heller	G	JR
15	Rion Brown	G	JR
21	Erik Swoope	F	JR
23	Tonye Jekiri	C	FR
25	Garrius Adams	G	SR
35	Kenny Kadji	F/C	SR
42	Reggie Johnson	C	SR
45	Julian Gamble	F/C	SR

## 2015-16

**NCAA Tournament — Sweet 16**  
**Season Record: 27-8 (13-5 ACC)**  
**Jim Larrañaga, Head Coach**

11/13	UT Rio Grande Valley	W	86-59
11/16	Louisiana	W	93-77
11/19	vs. Mississippi State ^	W	105-79
11/20	vs. #16 Utah ^	W	90-66
11/22	vs. #22/20 Butler ^	W	85-75
11/27	[15/19] Northeastern	L	77-78
12/01	[21] at Nebraska @	WOT	77-72
12/05	[21] Charlotte	W	88-60
12/08	[17/20] Florida	W	66-55
12/19	[15/19] Charleston	W	85-63
12/22	[13/16] at La Salle	W	95-49
12/29	[13/15] Princeton	W	76-64
1/02	[13/15] Syracuse*	W	64-51
1/09	[12/11] Florida State*	W	72-59
1/12	[8/9] at #13/11 Virginia*	L	58-66
1/16	[8/9] at Clemson*	L	65-76
1/20	[15/14] at Boston College*	W	67-53
1/23	{15/14} Wake Forest*	W	77-63
1/25	[15/13] #24/20 Duke*	W	80-69
1/30	[15/13] at NC State*	L	69-85
2/03	[17/15] Notre Dame*	W	79-70
2/07	[17/15] at Georgia Tech*	W	75-68
2/09	[12/11] Pittsburgh*	W	65-63
2/14	[12/11] at Florida State*	W	67-65
2/17	[11/10] Virginia Tech*	W	65-49
2/20	[11/10] at #5/4 North Carolina*	L	71-96
2/22	[12/11] #3 Virginia*	W	64-61
2/27	[12/11] #11/- Louisville*	W	73-65
3/02	[7] at Notre Dame*	W	68-50
3/05	[7] at Virginia Tech*	L	62-77
3/10	[11] vs. Virginia Tech #	W	88-82
3/11	[11] vs. #4 Virginia #	L	68-73
3/17	[10/11] vs. Buffalo \$	W	79-72
3/19	[10/11] vs. Wichita State \$	W	65-57
3/24	[10/11] vs. #6 Villanova \$\$	L	69-92

^ Puerto Rico Tip-Off (San Juan, P.R.)  
 @ Big Ten/ACC Challenge  
 \* ACC Game  
 # ACC Tournament (Washington, D.C.)  
 \$ NCAA Tournament (Providence, R.I.)  
 \$\$ NCAA Tournament (Louisville, Ky.)

NO.	PLAYER	POS.	YR.
0	Ja'Quan Newton	G	SO
3	Anthony Lawrence, Jr.	F	FR
5	Davon Reed	G	JR
10	Sheldon McClellan	G	RSR
12	James Palmer	G	SO
13	Angel Rodriguez	G	RSR
15	Ebuka Izundu	C	FR
20	Mike Robinson	G	FR
21	Kamari Murphy	F	RJR
23	Tonye Jekiri	C	SR
33	Ivan Cruz Uceda	F	SR
35	Chris Stowell	F	SO

## 2016-17

**NCAA Tournament**  
**Season Record: 21-11 (10-8 ACC)**  
**Jim Larrañaga, Head Coach**

11/11	Western Carolina	W	92-43
11/16	at North Florida	W	94-56
11/19	Penn	W	74-62
11/24	Stanford !	W	67-53
11/25	#21/22 Iowa State !	L	56-73
11/27	Florida !	L	56-65
11/30	Rutgers \$	W	73-61
12/3	Wofford	W	74-57
12/6	South Carolina State	W	82-46
12/16	Florida Atlantic	W	76-56
12/22	George Washington	W	72-64
12/28	Columbia	W	78-67
12/31	NC State*	W	81-63
1/4	at Syracuse*	L	55-70
1/12	No.20 Notre Dame*	L	62-67
1/14	at Pittsburgh*	W	72-46
1/18	at Wake Forest*	L	79-96
1/21	at No. 18 Duke*	L	58-70
1/25	Boston College*	W	78-77
1/28	No. 9/6 North Carolina*	W	77-62
2/1	No. 15/16 Florida State*	L	57-75
2/4	at NC State*	W	84-79
2/8	Virginia Tech*	W	74-68
2/11	at No. 4 Louisville*	L	66-71
2/15	Georgia Tech*	W	70-61
2/18	Clemson*	W	71-65
2/20	at No. 18/19 Virginia*	W	54-48 OT
2/25	No. 10/11 Duke*	W	55-50
2/27	[25] at Virginia Tech*	L	61-66
3/4	[25] at No. 15/17 Florida State*	L	57-66
3/8	#9 UM vs. #8 Syracuse^	W	62-57
3/9	#9 UM vs. #1 North Carolina ^	L	53-78
3/17	#8 UM vs. #9 Michigan State \$		

! AdvoCare Invitational, Orlando, Fla.  
 \$ ACC/Big Ten Challenge | \* ACC Game  
 ^ ACC Tournament, Brooklyn, N.Y.  
 \$ NCAA Tournament, Tulsa, Okla.

NO.	PLAYER	POS.	YR.
0	Ja'Quan Newton	G	JR
2	Michael Robinson	G	SO
3	Anthony Lawrence, Jr.	F	SO
4	DJ Vasiljevic	G	FR
5	Davon Reed	G	SR
11	Bruce Brown	G	FR
14	Rodney Miller, Jr.	F	FR
15	Ebuka Izundu	C	SO
20	Dewan Huell	F	FR
21	Kamari Murphy	F	RSR
35	Chris Stowell	F	JR



1998 (No. 11 seed — South Region) vs. No. 6 UCLA, Atlanta, Ga.

**VISITORS: Miami Hurricanes**

No.	NAME	FG	3FG	FT	O-D-T	PF	TP	A	TO	B	S	MIN	
30	Jennings, Vernon	f	0-8	0-0	1-2	2-1-3	3	1	7	4	0	2	30
40	James, Tim	f	6-9	0-0	0-1	3-3-6	5	12	0	5	1	1	23
51	Bland, Mario	c	6-8	0-0	6-10	6-2-8	5	18	0	1	0	1	36
10	Norris, Kevin	g	4-8	4-7	2-2	1-5-6	3	14	3	7	0	4	37
13	Frazier, Steve	g	0-3	0-2	0-0	1-1-2	1	0	0	3	0	1	15
03	Byars-Dawson, Mike	g	0-2	0-0	0-0	1-0-1	1	0	0	0	0	0	4
11	Schlie, Jerry	g	0-0	0-0	0-0	0-0-0	0	0	0	0	0	0	1
20	Wiseman, Charles	g	0-1	0-1	0-0	0-0-0	0	0	0	0	0	0	1
31	Hemsley, Johnny	g	5-17	2-7	1-3	4-7-11	4	13	2	3	0	3	33
34	Wimbley, Dwayne	g	0-1	0-0	0-1	1-1-2	0	0	0	1	0	0	4
44	Tyler, Elton	g	2-4	0-0	0-1	1-2-3	2	4	1	0	1	0	16
TEAM					2-0-2								
TOTAL			23-61	6-17	10-19	22-22-44	24	62	13	24	2	12	200

TOTAL FG% 1st Half: 11-33 (.333) 2nd Half: 12-28 (.429) Game: .377 DEADBALL  
 3-Pt. FG% 1st Half: 3-9 (.333) 2nd Half: 3-8 (.375) Game: .353 REBOUNDS  
 F Throw % 1st Half: 7-13 (.538) 2nd Half: 3-6 (.500) Game: .526 0,4

**HOME TEAM: UCLA**

No.	NAME	FG	3FG	FT	O-D-T	PF	TP	A	TO	B	S	MIN	
52	Henderson, J.R.	f	11-17	0-1	4-9	2-4-6	2	26	0	3	1	3	37
54	Johnson, Kris	f	1-6	1-3	0-0	1-2-3	5	3	1	0	0	2	24
05	Davis, Baron	g	6-11	1-5	0-0	1-2-3	4	13	2	5	0	3	35
12	Bailey, Toby	g	6-13	2-4	7-9	3-8-11	3	21	7	4	1	4	39
25	Watson, Earl	g	0-3	0-2	2-5	0-2-2	1	2	2	3	1	1	35
13	Reed, Travis	g	0-0	0-0	0-2	0-0-0	1	0	0	0	1	0	6
20	Lloyd, Brandon	g	0-0	0-0	0-0	0-1-1	0	0	1	0	0	0	4
22	Hines, Rico	g	0-2	0-1	0-0	0-2-2	2	0	1	0	0	0	20
TEAM					1-3-4								
TOTAL			24-52	4-16	13-25	8-24-32	18	65	14	15	4	13	200

TOTAL FG% 1st Half: 13-32 (.406) 2nd Half: 11-20 (.550) Game: .462 DEADBALL  
 3-Pt. FG% 1st Half: 2-9 (.222) 2nd Half: 2-7 (.286) Game: .250 REBOUNDS  
 F Throw % 1st Half: 4-10 (.400) 2nd Half: 9-15 (.600) Game: .520 6,1

OFFICIALS: Tom Rucker, Tony Greene, Ronald Zetcher  
 TECHNICAL FOULS: None  
 ATTENDANCE: 17,818

PERIOD	1st	2nd	TOTAL
Miami Hurricanes	32	30	62
UCLA	32	33	65

1999 (No. 2 seed — East Region) vs. No. 15 Lafayette, Boston, Mass.

**VISITORS: Lafayette**

No.	Player	FG	3-pt	ft-fta	rebounds	pf	tp	a	to	blk	s	min	
10	Harms, Ross	f	2-3	0-1	2-2	0-4-4	2	6	1	1	0	0	20
40	Cole, Ted	f	0-2	0-2	1-4	0-1-1	3	1	1	1	0	0	27
54	Bar, Frank	c	2-4	0-0	0-0	0-1-1	4	4	0	1	0	0	12
14	Bieg, Tim	g	3-9	3-7	0-0	0-3-3	1	9	3	4	0	2	27
02	Ehlers, Brian	g	4-11	1-3	5-6	0-1-1	1	14	0	2	0	2	32
04	Honor, Mike	g	0-2	0-1	0-0	0-0-0	0	2	0	0	0	0	4
15	Burks, Brian	g	1-3	0-1	0-0	0-0-0	1	2	4	1	0	1	11
20	Guy, Reggie	g	2-6	0-0	1-4	0-2-2	0	5	0	2	0	3	14
22	Whitfield, Tyson	g	1-8	1-5	0-2	2-2-4	0	3	0	1	0	0	21
23	Klaus, Dave	g	3-8	2-5	0-0	2-2-4	3	8	0	2	2	3	23
24	Maurer, Andrew	g	0-0	0-0	0-0	0-1-1	0	0	0	0	0	0	1
30	Kubacka, Michael	g	0-1	0-0	0-0	0-1-1	0	0	0	0	0	0	3
33	Buller, General	g	0-1	0-1	0-0	1-0-1	0	0	1	0	0	0	1
34	Ablo, Nash	g	0-1	0-0	0-0	1-1-1	0	0	0	1	0	0	1
44	Washington, Rob	g	1-1	0-0	0-0	1-1-2	0	2	0	0	0	0	1
TEAM					0-2-8								
TOTALS			19-60	7-26	9-18	12-22-34	15	54	10	17	2	12	200

TOTAL FG% 1st Half: 10-28 (.357) 2nd Half: 9-32 (.281) Game: .317 DEADBALL  
 3-Pt. FG% 1st Half: 5-14 (.357) 2nd Half: 2-12 (.167) Game: .269 REBOUNDS  
 F Throw % 1st Half: 4-8 (.500) 2nd Half: 5-10 (.500) Game: .500 4

**HOME TEAM: Miami Hurricanes**

No.	Player	FG	3-pt	ft-fta	rebounds	pf	tp	a	to	blk	s	min	
31	Hamsley, Johnny	f	10-15	0-12	2-2	1-2-3	1	31	2	3	1	4	34
40	James, Tim	f	4-8	0-0	1-5	1-6-7	0	9	0	1	2	1	25
51	Bland, Mario	c	2-6	0-0	1-2	2-3-5	4	5	3	5	0	1	19
05	John Salmons	g	2-6	0-1	0-0	3-4-7	2	4	1	1	3	3	24
30	Jennings, Vernon	g	0-5	0-2	2-2	0-7-7	1	2	6	3	0	0	29
03	Stimmons, Michael	g	0-0	0-0	0-0	0-0-0	0	0	3	2	0	0	12
11	Schlie, Jerry	g	1-2	1-1	1-2	0-0-0	0	4	0	0	0	0	1
13	Coelho, Joao Paulo	g	0-1	0-0	0-0	0-0-0	0	0	0	0	0	0	3
34	Wimbley, Dwayne	g	2-2	0-0	1-2	1-2-3	3	5	1	6	2	0	16
42	Houston, Kevin	g	4-5	0-0	2-3	2-3-5	1	10	1	1	0	0	18
44	Tyler, Elton	g	2-6	0-0	1-2	2-3-5	3	5	1	1	1	1	18
TEAM					1-4-5								
TOTALS			27-58	10-16	11-20	13-34-47	15	75	20	23	0	10	200

TOTAL FG% 1st Half: 12-29 (.414) 2nd Half: 15-27 (.556) Game: .482 DEADBALL  
 3-Pt. FG% 1st Half: 5-9 (.556) 2nd Half: 5-7 (.714) Game: .625 REBOUNDS  
 F Throw % 1st Half: 5-9 (.556) 2nd Half: 6-11 (.545) Game: .550 3

Officials: Eugene Crawford, Jr., David Hall, James Armstrong  
 Technical fouls: Lafayette-Bench 0x1 (2nd).  
 Attendance: 18,908

Score by Periods	1st	2nd	Total
Lafayette	29	25	54
Miami Hurricanes	34	41	75

1999 (No. 2 seed — East Region) vs. No. 10 Purdue, Boston, Mass.

**VISITORS: Purdue**

No.	Player	FG	3-pt	ft-fta	rebounds	pf	tp	a	to	blk	s	min	
22	Cornell, Jaraan	f	2-7	0-5	0-0	0-1-1	3	4	1	2	0	0	22
35	Cardinal, Brian	f	5-7	4-5	6-8	0-6-6	3	20	2	1	2	4	32
32	McQuay, Greg	c	6-8	0-0	2-3	0-6-6	0	14	3	5	1	0	32
15	Eldridge, Alan	g	2-6	1-2	7-10	0-1-1	1	12	2	4	0	0	38
20	Mayfield, Tony	g	1-3	0-1	2-4	0-2-2	2	4	7	4	0	2	36
11	Kerkhof, Chad	g	0-0	0-0	0-0	0-1-1	0	0	0	1	0	1	4
21	Stephens, Cameron	g	3-4	0-0	1-4	2-3-5	0	7	1	1	0	0	15
23	Robinson, Mike	g	3-3	0-0	4-6	0-3-3	3	10	1	0	2	2	17
31	Smith, Rodney	g	0-0	0-0	2-2	0-1-1	1	2	1	1	0	0	4
TEAM					1-2-3								
TOTALS			22-38	5-13	24-37	3-26-29	13	73	18	20	5	9	200

TOTAL FG% 1st Half: 12-22 (.545) 2nd Half: 10-16 (.625) Game: .579 DEADBALL  
 3-Pt. FG% 1st Half: 4-10 (.400) 2nd Half: 1-3 (.333) Game: .385 REBOUNDS  
 F Throw % 1st Half: 4-5 (.800) 2nd Half: 20-32 (.625) Game: .649 8

**HOME TEAM: Miami Hurricanes**

No.	Player	FG	3-pt	ft-fta	rebounds	pf	tp	a	to	blk	s	min	
31	Hemsley, Johnny	f	5-13	0-2	3-4	3-4-7	4	13	1	2	0	1	36
40	James, Tim	f	7-21	0-3	5-7	5-3-8	4	19	0	4	2	0	34
51	Bland, Mario	c	5-13	1-1	3-3	6-5-11	5	14	1	3	0	1	32
05	John Salmons	g	5-11	0-5	1-1	2-2-4	3	11	4	3	1	2	28
30	Jennings, Vernon	g	2-9	0-3	0-0	1-2-3	4	4	3	2	0	3	30
04	Stimmons, Michael	g	0-2	0-0	0-0	0-0-0	1	0	1	1	0	0	10
13	Coelho, Joao Paulo	g	0-0	0-0	0-0	0-0-0	0	0	0	0	0	0	2
34	Wimbley, Dwayne	g	0-0	0-0	0-0	0-0-0	1	0	0	1	0	0	5
42	Houston, Kevin	g	0-5	0-0	0-0	3-0-3	1	0	1	2	0	1	15
44	Tyler, Elton	g	1-2	0-0	0-0	2-0-2	1	2	1	0	0	0	8
TEAM					5-2-7								
TOTAL			25-76	1-14	12-15	27-18-45	24	63	12	18	3	8	200

TOTAL FG% 1st Half: 6-33 (.182) 2nd Half: 19-43 (.442) Game: .329 DEADBALL  
 3-Pt. FG% 1st Half: 0-7 (.000) 2nd Half: 1-7 (.143) Game: .071 REBOUNDS  
 F Throw % 1st Half: 5-7 (.714) 2nd Half: 7-8 (.875) Game: .800 1

Officials: Dick Cartmell, Edwin Edsall, Frank Bosone  
 Technical fouls: None  
 Attendance: 18,913

Score by Periods	1st	2nd	Total
Purdue	32	41	73
Miami Hurricanes	17	46	63

2000 (No. 6 seed — South Region) vs. No. 11 Arkansas, Nashville, Tenn.

**ARKANSAS (19-15)**

#	Player	FG	3-pt	ft-fta	rebounds	pf	tp	a	to	blk	s	min	
24	Johnson, Joe	f	4-16	1-6	4-6	3-2-5	2	13	3	1	0	1	36
41	Walker, Chris	f	0-3	0-1	0-0	0-3-3	1	0	1	2	0	0	17
31	Lane, Alonzo	c	2-3	0-0	1-1	0-2-2	3	5	0	1	4	0	28
21	Eddins, Blake	g	0-2	0-2	0-0	0-1-1	0	0	0	1	0	1	4
23	Gipson, Teddy	g	6-9	2-3	0-2	1-0-1	4	14	0	4	0	2	21
03	Tatum, Charles	g	3-5	3-5	0-0	0-0-0	0	9	1	1	0	0	6
05	Cleveland, T.J.	g	2-6	2-5	4-4	2-3-5	3	10	2	1	0	3	28
13	Dean, Brandon	g	2-7	0-1	2-2	1-0-1	5	6	1	2	0	1	19
20	Davis, Brandon	g	1-3	0-2	3-4	2-0-2	1	5	1	0	1	0	13
33	Gomez, Dionisio	g	1-1	1-1	0-0	2-1-3	1	3	1	0	1	0	9
43	Baker, Carl	g	3-4	0-0	0-2	1-2-3	2	6	0	1	0	1	13
50	Satchell, Larry	g	0-0	0-0	0-1	0-1-1	3	0	0	1	0	0	6
TEAM					3-0-3								



2000 (No. 6 seed — South Region) vs. No. 3 Ohio State, Nashville, Tenn.

MIAMI HURRICANES (23-10)

#	Player	tot-fg	3-pt	ft-fts	rebounds	pf	tp	a	to	blk	s	min
		fg-fga	fg-fga	ft-fts	of-de-tot							
25	Tyler, Elton	f 7-13	0-0	6-6	2-7-9	4	20	1	1	0	1	33
45	Salmons, John	f 3-5	1-2	6-6	1-3-4	2	13	5	2	1	0	39
51	Bland, Mario	c 3-6	0-0	1-2	3-8-11	4	7	6	2	1	0	24
30	Jennings, Vernon	g 1-4	0-2	2-3	0-6-6	3	4	6	5	0	3	40
31	Hensley, Johnny	g 9-16	4-9	2-2	2-1-3	3	24	1	7	0	0	40
00	Hurd, Leroy	0-0	0-0	0-0	0-0-0	0	0	0	1	0	0	1
33	Jones, James	2-4	1-1	0-0	0-2-2	2	5	0	1	0	1	14
34	Wimbley, Dwayne	1-3	0-0	0-0	1-3-4	1	2	0	2	0	0	9
Team				2-2								
TOTALS		26-61	6-14	17-19	9-32-41	19	75	19	21	2	5	200

TOTAL FG%	1st Half: 14-29 (.483)	2nd Half: 12-22 (.545)	Game: .510	DEADBALL
3PT. FG%	1st Half: 4-10 (.400)	2nd Half: 2-4 (.500)	Game: .429	REBOUNDS
F Throw %	1st Half: 4-5 (.800)	2nd Half: 13-14 (.929)	Game: .895	1

OHIO STATE (23-7)

#	Player	tot-fg	3-pt	ft-fts	rebounds	pf	tp	a	to	blk	s	min
		fg-fga	fg-fga	ft-fts	of-de-tot							
22	Redd, Michael	f 5-14	1-4	2-4	1-4-5	5	13	2	2	0	2	32
40	Reese, George	f 3-9	0-0	5-7	1-2-3	3	11	1	1	0	0	26
32	Johnson, Ken	c 3-4	0-0	3-3	0-1-1	4	9	0	0	4	2	35
12	Penn, Scoonie	g 7-17	2-9	3-4	0-6-6	4	19	2	3	0	4	40
13	Brown, Brian	g 2-9	1-4	4-6	4-1-5	2	9	3	3	0	0	38
04	Darby, Brent	0-1	0-0	0-0	0-0-0	0	0	0	0	0	1	3
10	Robinson, Doylan	0-0	0-0	0-0	0-0-0	1	0	0	0	0	0	1
21	Savovic, Boban	0-2	0-1	0-0	0-0-0	0	0	0	2	0	0	7
34	Ocoolkjic, Cobe	0-0	0-0	1-2	0-1-1	2	1	1	0	0	0	14
43	Dudley, Will	0-0	0-0	0-0	1-0-1	0	0	0	0	0	0	4
Team				2-2								
TOTALS		20-56	4-18	18-26	9-17-26	21	62	9	11	4	9	200

TOTAL FG%	1st Half: 10-27 (.370)	2nd Half: 10-29 (.345)	Game: .357	DEADBALL
3PT. FG%	1st Half: 2-8 (.250)	2nd Half: 2-10 (.200)	Game: .222	REBOUNDS
F Throw %	1st Half: 9-13 (.692)	2nd Half: 9-13 (.692)	Game: .692	3

Officials: Joseph Silvester, David Hall, Tom Wood  
 Technical fouls: None  
 Attendance: 17297

Score by Periods	1st	2nd	Total
Miami Hurricanes	36	39	75
Ohio State	31	31	62

2000 (No. 6 seed — South Region) vs. No. 7 Tulsa, Austin, Texas

TULSA (32-4)

#	Player	tot-fg	3-pt	ft-fts	rebounds	pf	tp	a	to	blk	s	min
		fg-fga	fg-fga	ft-fts	of-de-tot							
11	Coley, Eric	f 7-11	0-1	3-4	3-6-9	0	17	2	1	3	4	34
13	Kurtz, Brandon	c 5-8	0-0	7-12	3-7-10	3	17	3	3	0	3	33
10	Harrington, Greg	g 4-6	2-3	4-6	2-2-4	4	14	0	4	0	0	27
31	Hilli, Tony	g 4-9	0-2	5-7	3-2-5	3	13	5	1	0	1	30
32	Heard, Tony	g 3-9	2-7	3-4	0-3-3	4	11	2	6	0	0	31
12	Swanson, Dante	1-6	0-3	0-0	0-1-1	0	2	0	0	0	1	18
33	Shelton, David	2-6	0-1	2-4	2-1-3	4	6	0	0	0	1	19
34	Johnson, Kevin	0-0	0-0	0-0	0-0-0	0	0	0	0	0	0	4
55	McDaniel, DeAngelo	0-1	0-0	0-0	1-1-2	1	0	0	0	0	0	4
Team				1-3								
TOTALS		26-56	4-17	24-37	15-26-41	19	80	12	15	3	10	200

TOTAL FG%	1st Half: 12-31 (.387)	2nd Half: 14-25 (.560)	Game: .464	DEADBALL
3PT. FG%	1st Half: 4-12 (.333)	2nd Half: 0-5 (.000)	Game: .235	REBOUNDS
F Throw %	1st Half: 3-7 (.429)	2nd Half: 21-30 (.700)	Game: .649	3

MIAMI HURRICANES (23-11)

#	Player	tot-fg	3-pt	ft-fts	rebounds	pf	tp	a	to	blk	s	min
		fg-fga	fg-fga	ft-fts	of-de-tot							
25	Tyler, Elton	f 0-6	0-0	0-0	1-1-2	4	0	0	3	0	2	18
45	Salmons, John	f 4-8	1-1	1-2	3-2-5	2	10	2	3	0	1	35
51	Bland, Mario	c 5-15	1-2	6-8	3-6-9	4	17	0	1	0	0	31
30	Jennings, Vernon	g 5-8	2-3	5-6	1-3-4	4	17	7	4	0	3	37
31	Hensley, Johnny	g 4-10	3-7	2-2	1-3-4	5	13	0	3	0	0	34
00	Hurd, Leroy	2-3	1-2	0-1	0-4-2	2	5	0	3	0	1	17
13	Coelho, Joao Paulo	0-0	0-0	0-0	0-1-1	1	0	0	0	0	0	2
20	El-Bassiouni, Tarik	0-0	0-0	0-0	0-0-0	1	0	0	0	0	0	1
33	Jones, James	2-2	2-2	0-0	0-2-2	1	6	1	2	1	1	10
34	Wimbley, Dwayne	1-5	0-0	1-2	1-2-3	2	3	0	1	1	0	15
Team				2-1								
TOTALS		23-57	10-17	15-21	12-25-37	26	71	10	20	2	8	200

TOTAL FG%	1st Half: 8-19 (.421)	2nd Half: 15-38 (.395)	Game: .404	DEADBALL
3PT. FG%	1st Half: 4-5 (.800)	2nd Half: 6-12 (.500)	Game: .588	REBOUNDS
F Throw %	1st Half: 3-7 (.433)	2nd Half: 10-15 (.667)	Game: .714	2

Officials: Gerald Boudreaux, Edwin Edsall, Mike Sanzere  
 Technical fouls: None  
 Attendance: 16000

Score by Periods	1st	2nd	Total
Tulsa	31	49	80
Miami Hurricanes	25	46	71

2002 (No. 5 seed — West Region) vs. No. 12 Missouri, Albuquerque, N.M.

MISSOURI (22-11)

#	Player	tot-fg	3-pt	ft-fts	rebounds	pf	tp	a	to	blk	s	min
		fg-fga	fg-fga	ft-fts	of-de-tot							
05	BRYANT, Travon	f 4-6	0-0	2-3	4-7-11	4	10	2	1	0	2	21
23	PAULDING, Rickey	f 4-8	2-2	6-6	2-4-6	1	16	1	1	0	0	32
50	JOHNSON, Arthur	c 5-10	0-0	2-4	3-3-6	5	12	1	2	1	0	28
04	GILBERT, Clarence	g 4-16	2-6	10-11	1-1-2	1	20	2	2	0	1	35
21	RUSH, Kareem	g 4-12	1-6	6-6	1-4-5	4	15	7	2	1	1	28
02	STOKES, Wesley	2-2	2-2	4-6	0-2-2	3	10	1	3	0	2	20
12	GAGE, Justin	0-1	0-0	2-2	1-3-4	5	2	2	1	0	1	16
15	KROENKE, Josh	0-1	0-1	0-0	0-1-1	0	0	1	0	0	0	8
32	FERGUSON, Jeffrey	1-3	0-0	0-1	1-1-2	0	2	0	0	0	0	5
33	ECHOLS, Najeeb	2-2	0-0	2-4	3-3-6	1	6	0	0	0	0	7
TEAM				1-2-3								
Totals		26-61	7-17	34-43	17-31-48	24	93	17	12	2	7	200

TOTAL FG%	1st Half: 14-33 (42.4%)	2nd Half: 12-28 (42.9%)	Game: 42.6%	DEADBALL
3PT. FG%	1st Half: 2-6 (33.3%)	2nd Half: 5-11 (45.5%)	Game: 41.2%	REBOUNDS
F Throw %	1st Half: 8-9 (88.9%)	2nd Half: 26-34 (76.5%)	Game: 79.1%	5

MIAMI HURRICANES (24-8)

#	Player	tot-fg	3-pt	ft-fts	rebounds	pf	tp	a	to	blk	s	min
		fg-fga	fg-fga	ft-fts	of-de-tot							
21	RICE, Darius	f 3-15	1-5	10-11	3-2-5	4	17	2	1	1	1	32
33	JONES, James	f 3-12	0-4	5-6	2-3-5	3	11	1	0	1	0	35
25	TYLER, Elton	c 5-9	1-2	6-8	3-4-7	4	17	0	1	1	0	39
04	BARNES, Marcus	g 4-13	3-9	2-2	0-2-2	1	13	0	0	0	0	27
05	SALMONS, John	g 6-10	1-3	3-4	2-3-5	4	16	4	5	0	0	28
01	SIMMONS, Michael	0-0	0-0	0-0	0-0-0	3	0	0	1	0	0	9
02	WATSON, Kahleaf	1-2	0-0	1-2	1-1-2	3	3	2	1	0	2	16
12	BERUMEN, Rafael	0-1	0-0	1-2	0-1-1	0	1	0	0	0	0	1
13	COELHO, Paulo	0-0	0-0	0-0	0-0-0	1	0	0	1	0	0	2
14	DJAHUE, Rodrigue	0-1	0-0	0-0	1-0-1	2	0	1	0	0	0	6
34	FRISBY, William	1-5	0-0	0-0	3-4-7	4	2	0	1	1	0	14
Team				2-2								
TOTALS		23-68	6-23	28-35	17-22-39	29	80	10	11	4	3	200

TOTAL FG%	1st Half: 9-30 (30.0%)	2nd Half: 14-38 (36.8%)	Game: 33.8%	DEADBALL
3PT. FG%	1st Half: 3-12 (25.0%)	2nd Half: 3-11 (27.3%)	Game: 26.1%	REBOUNDS
F Throw %	1st Half: 9-11 (81.8%)	2nd Half: 19-24 (79.2%)	Game: 80.0%	4

Officials: Gerald Boudreaux-R, Tommy Nunez, Sid Rodeheffer  
 Technical fouls: None  
 Attendance: 16596

Score by Periods	1st	2nd	Total
Missouri	38	55	93
Miami Hurricanes	30	50	80

2008 (No. 7 seed — South Region) vs. No. 10 St. Mary's, Little Rock, Ark.

Saint Mary's 64 • 25-7

#	Player	Total		3-Ptr		Rebounds		PF	TP	A	TO	Blk	Stl	Min
		FG-FGA	FT-FTA	FG-FGA	FT-FTA	Off	Def							

## 2008 (No. 7 seed — South Region) vs. No. 2 Texas, Little Rock, Ark.

### Miami 72 • 23-11

#	Player	Total			3-Ptr			Rebounds			PF	TP	A	TO	Blk	Stl	Min
		FG-FGA	FG-FGA	FT-FTA	FG-FGA	FG-FGA	FT-FTA	Off	Def	Tot							
01	Lance Hurdle	* 3-12	0-1	5-6	0	1	1	2	11	1	0	0	0	0	0	30	
21	Dwayne Collins	* 1-3	0-0	4-6	3	2	5	0	6	1	0	0	0	0	15		
23	James Dews	* 3-7	2-6	0-0	0	3	2	8	3	2	0	0	0	0	37		
33	Jack McClinton	* 5-14	4-10	4-4	0	3	3	4	18	0	1	0	0	0	37		
50	Anthony King	* 4-6	0-0	0-0	2	4	6	3	8	2	1	0	0	0	27		
00	Jimmy Graham	1-3	0-0	4-4	0	3	3	4	6	0	3	3	1	1	20		
05	Eddie Rios	1-2	1-2	0-0	0	1	1	1	3	3	0	0	0	0	10		
32	Brian Asbury	0-2	0-0	2-2	0	1	1	0	2	0	1	0	0	0	7		
42	Raymond Hicks	4-6	2-3	0-0	0	4	4	3	10	0	1	0	0	0	18		
Team					3	0	3										
Totals		22-55	9-22	19-22	8	22	30	19	72	10	9	3	4	200			

FG % 1st Half: 11-31 35.5% 2nd half: 11-24 45.8% Game: 22-55 40.0% Deadball Rebounds 0.3  
 3FG % 1st Half: 3-11 27.3% 2nd half: 6-11 54.5% Game: 9-22 40.9%  
 FT % 1st Half: 7-8 87.5% 2nd half: 12-14 85.7% Game: 19-22 86.4%

### Texas 75 • 30-6

#	Player	Total			3-Ptr			Rebounds			PF	TP	A	TO	Blk	Stl	Min
		FG-FGA	FG-FGA	FT-FTA	FG-FGA	FG-FGA	FT-FTA	Off	Def	Tot							
03	Abrams, A.J.	* 7-13	6-10	6-6	0	4	4	0	26	1	1	0	0	0	40		
05	James, Damion	* 6-12	3-5	1-4	4	12	16	3	16	1	3	3	0	0	38		
14	Augustin, D.J.	* 4-14	1-5	3-5	1	2	3	3	12	8	3	0	3	0	40		
24	Mason, Justin	* 1-1	1-1	1-4	1	1	2	4	6	1	1	0	0	0	28		
32	Atchley, Connor	* 6-11	2-5	1-2	3	2	5	4	15	1	2	3	0	0	33		
01	Johnson, Gary	0-1	0-0	0-0	0	0	0	2	0	0	0	0	0	0	6		
15	Wangmene, Alexis	0-2	0-0	0-0	2	1	3	1	0	0	1	0	0	0	7		
34	Pittman, Dexter	1-3	0-0	0-0	4	2	6	2	2	0	2	0	0	0	8		
Team					1	1	2										
Totals		25-57	13-26	12-21	16	25	41	19	75	17	13	7	3	200			

FG % 1st Half: 17-34 50.0% 2nd half: 8-23 34.8% Game: 25-57 43.9% Deadball Rebounds 2.3  
 3FG % 1st Half: 9-16 56.3% 2nd half: 4-10 40.0% Game: 13-26 50.0%  
 FT % 1st Half: 0-0 0.0% 2nd half: 12-21 57.1% Game: 12-21 57.1%

Officials: Mike Kitts, Joe Lindsey, Patrick Adams  
 Technical fouls: Miami-None. Texas-None.  
 Attendance: 16060  
 NCAA Tournament Second Round

Score by periods	1st	2nd	Total
Miami	32	40	72
Texas	43	32	75

	In	Off	2nd	Fast	Bench
Points	Paint	T/O	Chance	Break	
UM	14	10	12	2	21
UT	18	16	14	0	2

Last FG - UM 2nd-00:02, UT 2nd-04:15.  
 Largest lead - UM by 2 1st-19:47, UT by 17 2nd-10:53.

Score tied - 2 times.  
 Lead changed - 3 times.

## 2013 (No. 2 seed — East Region) vs. No. 15 Pacific, Austin, Texas

### Pacific 49 • 22-13

#	Player	Total			3-Ptr			Rebounds			PF	TP	A	TO	Blk	Stl	Min
		FG-FGA	FG-FGA	FT-FTA	FG-FGA	FG-FGA	FT-FTA	Off	Def	Tot							
02	Beatty, Colin	f 0-3	0-1	0-0	0	4	4	3	0	3	0	0	1	0	23		
24	Fulton, Travis	f 6-12	6-10	0-0	2	3	5	0	18	0	2	0	0	0	25		
13	Kelley, Khalil	c 5-8	0-0	1-3	4	5	9	3	11	0	1	0	0	0	21		
03	Taku, Sama	g 0-6	0-2	1-2	1	1	2	0	1	0	3	0	0	0	20		
11	McCloud, Lorenzo	g 2-8	0-2	0-0	0	0	0	2	4	2	0	0	0	0	29		
01	Harris, Trevin	0-0	0-0	0-0	0	0	0	1	0	1	0	0	0	0	4		
12	Bock, Andrew	0-0	0-0	0-0	0	0	0	0	0	0	0	0	0	0	3		
20	Rivera, Ross	2-3	0-0	1-2	0	1	1	5	1	1	0	0	0	0	15		
21	De Souza, Rodrigo	0-2	0-2	0-0	1	1	2	3	0	0	3	0	0	0	17		
22	Duran, Markus	3-6	3-6	0-0	0	1	1	0	9	0	1	1	0	0	16		
25	Turner, Jordan	0-2	0-2	0-1	0	0	0	0	0	0	0	0	0	0	3		
33	Gill, Tony	0-2	0-1	1-2	0	1	1	3	1	0	1	0	0	0	16		
42	Thomas, Tim	0-1	0-0	0-0	1	0	1	0	0	0	0	0	0	0	4		
Team					1	0	1										
Totals		18-54	9-26	4-11	10	18	28	16	49	9	14	1	2	200			

FG % 1st Half: 7-24 29.2% 2nd half: 11-30 36.7% Game: 18-54 33.3% Deadball Rebounds 2.2  
 3FG % 1st Half: 2-9 22.2% 2nd half: 7-17 41.2% Game: 9-26 34.6%  
 FT % 1st Half: 3-6 50.0% 2nd half: 1-5 20.0% Game: 4-11 36.4%

### University of Miami 78 • 28-6

#	Player	Total			3-Ptr			Rebounds			PF	TP	A	TO	Blk	Stl	Min
		FG-FGA	FG-FGA	FT-FTA	FG-FGA	FG-FGA	FT-FTA	Off	Def	Tot							
35	Kenny Kadji	f 2-7	1-3	1-2	2	1	3	0	6	1	1	1	1	1	19		
45	Julian Gamble	f 2-3	0-0	1-2	1	2	3	1	5	0	1	0	0	0	15		
05	Shane Larkin	g 2-8	1-4	5-5	0	3	3	1	10	9	2	0	3	0	29		
01	Durand Scott	g 6-10	5-8	4-4	2	1	3	3	21	1	1	0	0	0	28		
04	Trey McKinney Jones	g 2-6	2-4	2-2	0	8	8	1	8	0	0	0	0	0	33		
03	Steve Sorenson	0-0	0-0	0-0	0	0	0	0	0	0	0	0	0	0	1		
10	Raphael Akpejori	0-0	0-0	0-0	0	2	2	1	0	0	1	0	0	0	4		
12	Justin Heller	0-0	0-0	0-0	0	0	0	0	0	0	0	0	0	0	1		
15	Rion Brown	3-6	3-3	0-0	1	1	2	3	9	0	1	0	1	0	24		
21	Erik Swoope	2-2	0-0	2-2	0	4	0	0	6	0	0	0	0	0	16		
23	Tonye Jekiri	3-5	0-0	0-0	1	4	5	1	6	0	0	2	0	0	6		
42	Reggie Johnson	2-5	0-0	3-4	3	7	10	3	7	1	4	0	1	0	24		
Team					0	2	2										
Totals		24-52	12-22	18-21	10	31	41	14	78	12	11	4	7	200			

FG % 1st Half: 12-28 42.9% 2nd half: 12-24 50.0% Game: 24-52 46.2% Deadball Rebounds 1  
 3FG % 1st Half: 5-11 45.5% 2nd half: 7-11 63.6% Game: 12-22 54.5%  
 FT % 1st Half: 11-13 84.6% 2nd half: 7-8 87.5% Game: 18-21 85.7%

Officials: Antinio Perry, Kelly Self, Byron Jarrett  
 Technical fouls: Pacific-None. University of Miami-None.  
 Attendance: 13784  
 Second Round Games (Session I - East Regional)

Score by periods	1st	2nd	Total
Pacific	19	30	49
University of Miami	40	38	78

	In	Off	2nd	Fast	Bench
Points	Paint	T/O	Chance	Break	
PACIFIC	12	8	5	0	15
UM	22	13	12	0	28

Last FG - PACIFIC 2nd-03:22, UM 2nd-00:28.  
 Largest lead - PACIFIC by 2 1st-19:13, UM by 31 2nd-06:51.  
 PACIFIC led for 01:48, UM led for 32:21. Game was tied for 01:50.

Score tied - 1 time.  
 Lead changed - 1 time.

## 2013 (No. 2 seed — East Region) vs. No. 7 Illinois, Austin, Texas

### Illinois 59 • 23-13

#	Player	Total			3-Ptr			Rebounds			PF	TP	A	TO	Blk	Stl	Min
		FG-FGA	FG-FGA	FT-FTA	FG-FGA	FG-FGA	FT-FTA	Off	Def	Tot							
00	McLaurin, Sam	f 0-2	0-0	0-0	2	3	5	1	0	0	4	2	0	0	20		
32	Egwu, Nnanna	c 5-9	0-0	2-2	7	5	12	0	12	0	0	1	0	0	31		
01	Richardson, D.J.	g 1-11	1-10	2-2	2	1	3	5	5	2	0	0	0	0	33		
03	Paul, Brandon	g 8-20	2-9	0-0	1	3	4	18	2	2	0	1	0	0	37		
13	Abrams, Tracy	g 3-10	0-2	2-3	1	2	3	2	8	2	1	0	0	0	29		
02	Bertrand, Joseph	g 2-3	0-0	0-0	1	1	2	2	4	0	0	0	0	0	21		
20	Henry, Myke	0-0	0-0	0-0	0	0	0	0	0	0	0	0	0	0	2		
42	Griffey, Tyler	4-6	4-6	0-0	1	6	7	3	12	1	1	0	0	0	27		
Team					1	1	2										
Totals		23-61	7-27	6-7	16	22	38	17	59	7	8	3	2	200			

FG % 1st Half: 11-28 39.3% 2nd half: 12-33 36.4% Game: 23-61 37.7% Deadball Rebounds 0  
 3FG % 1st Half: 4-10 40.0% 2nd half: 3-17 17.6% Game: 7-27 25.9%  
 FT % 1st Half: 0-0 0.0% 2nd half: 6-7 85.7% Game: 6-7 85.7%

### University of Miami 63 • 29-6

#	Player	Total			3-Ptr			Rebounds			PF	TP	A	TO	Blk	Stl	Min
		FG-FGA	FG-FGA	FT-FTA	FG-FGA	FG-FGA	FT-FTA	Off	Def	Tot							
35	Kenny Kadji	f 4-11	0-1	2-6	1	7	8	3	10	0	0	0	0	0	31		
45	Julian Gamble	f 1-2	0-0	0-0	3	2	5	0	2	0	1	2	0	0	13		
00	Shane Larkin	g 5-12															









# 2016-17 MIAMI HURRICANES



**0**

**JA'QUAN NEWTON**  
Jr. | G | 6-2 | 187  
Philadelphia, Pa.  
Neumann-Goretti HS



**2**

**MIKE ROBINSON**  
So. | G | 5-10 | 170  
New Britain, Conn.  
New Britain HS



**3**

**ANTHONY LAWRENCE, JR.**  
So. | G | 6-7 | 210  
St. Petersburg, Fla.  
Lakewood Senior HS



**4**

**DEJAN "DJ" VASILJEVIC**  
Fr. | G | 6-3 | 198  
Melbourne, Australia  
Australian Institute of Sport



**5**

**DAVON REED**  
Sr. | G | 6-6 | 220  
Ewing, N.J.  
Princeton Day School



**11**

**BRUCE BROWN**  
Fr. | G | 6-5 | 190  
Boston, Mass.  
Vermont Academy



**14**

**RODNEY MILLER, JR.**  
Fr. | C | 7-0 | 258  
Laurelton, N.Y.  
Oak Hill Academy



**15**

**EBUKA IZUNDU**  
So. | C | 6-10 | 231  
Charlotte, N.C. | Nigeria  
Victory Christian Center



**20**

**DEWAN HUELL**  
Fr. | F | 6-11 | 220  
Miami, Fla.  
Miami Norland HS




**21**

**KAMARI MURPHY**  
RSr. | F | 6-8 | 220  
Brooklyn, N.Y.  
Oklahoma State | IMG | Lincoln HS



**32**

**SAM WAARDENBURG**  
Fr. | F | 6-9 | 205  
Henderson, New Zealand  
Rangitoto College HS



**35**

**CHRIS STOWELL**  
Jr. | F | 6-6 | 208  
Exeter, N.H.  
Tilton School | Exeter




**JIM LARRAÑAGA**  
Head Coach



**CHRIS CAPUTO**  
Associate Head Coach



**JAMAL BRUNT**  
Assistant Coach



**ADAM FISHER**  
Assistant Coach



**JAMES JOHNSON**  
Director of Operations



# 11 BRUCE BROWN

Fr. | 6-5 | 190 | Guard  
Boston, Mass. | Vermont Academy

All-ACC Academic Basketball Team, 2015, 2016, 2017  
ACC Rookie of the Week - Dec. 12, 2016 & Feb. 28, 2017  
2016 Jordan Brand Classic All-American

As a freshman, recorded Miami's second triple double in program history with 11 points, 11 rebounds and 10 assists against SC State on Dec. 6, 2016.

- Playing both point guard and two guard at Miami.
- Feisty defender. Competitive mentality. Active rebounder from the guard position.
- Offensively can get past defenders and finish at the rim.
- Boasts a 6-8 wingspan.
- Bench: 275 lbs. Added 50 lbs on bench since arrival at UM in July 2016.
- Increased 185 bench from eight reps to 16 from July to October 2016.
- Vertical: 42-inches, on 3-step approach.
- Five-star shooting guard at Vermont Academy in Saxton's River, Vt. Played at Vermont Academy two seasons.
- Ranked No. 30 by ESPN, No. 44 per Scout and No. 49 by Rivals.
- Won 2016 New England Prep School Basketball Class AA State Tournament.
- Named 2016 NEPSAC Tournament MVP ... First Team All-NEPSAC.
- Nike Basketball Academy, the NBPA Top 100 Camp and Nike Elite 100.
- Second Team All-EYBL performer playing for Boston Amateur Basketball Club ... With BABC at the Peach Jam in 2015, averaged 15.6 points, 5.6 rebounds, 2.0 steals, 1.8 assists and 1.4 blocks per game.
- Multi-sport athlete at Wakefield High School two years ... Played wide receiver and strong safety on the football team ... Also played baseball and JV soccer.
- Born Aug. 15, 1996 in Boston. Son of Roberta Brown and Bruce Brown. Brother to 10 siblings. Cousin of Jalen Adams (UConn).
- Started playing basketball at age six, first dunk was in eighth grade.
- Recorded Miami's second triple double in program history with 11 points, 11 rebounds and 10 assists against SC State on Dec. 6, 2016, the same day his uncle passed away and the team played the game "for Bruce's uncle".
- Favorites: Athlete: Russell Westbrook. Athlete in another sport: Neymar. Pro sports team: Patriots. Meal: Fried chicken / mac & cheese. Midnight snack: Zebra cakes. Video game: FIFA. Ice Cream: Vanilla. Cereal: Frosted Cheerios. Movie: Friday. TV Show: SportsCenter.
- When I played ball as a kid, I pretended I was: Rajon Rondo. When I was little, I wanted to be a: Police officer.

TRIPLE-DOUBLES			
Opposition	P	R	A
SC State	11	11	10

DOUBLE-DOUBLES			
Opposition	P	R	A
SC State	11	11	
George Washington	14	12	

## BROWN HIGHS

### Points

Season: 30, vs. North Carolina, 1/28/17  
ACC: 30, vs. North Carolina, 1/28/17

### Rebounds

Season: 12, vs. Geo. Washington, 12/22/16  
ACC: 9, vs. Notre Dame, 1/12/17

### Assists

Season: 10, vs. SC State, 12/6/16  
ACC: 6 (2x) last at NC State, 2/4/17

### Steals

Season: 3 (4x) last vs. NC State, 12/31/16  
ACC: 3, vs. NC State, 12/31/16

### Blocked Shots

Season: 3 (2x) last vs. Notre Dame, 1/12/17  
ACC: 3, vs. Notre Dame, 1/12/17

### Field Goals

Season: 11, vs. Duke, 2/25/17  
ACC: 11, vs. Duke, 2/25/17

### Field Goal Attempts

Season: 18, vs. Duke, 2/25/17  
ACC: 18, vs. Duke, 2/25/17

### Free Throws

Season: 10, vs. North Carolina, 1/28/17  
ACC: 10, vs. North Carolina, 1/28/17

### Free Throw Attempts

Season: 13, vs. North Carolina, 1/28/17  
ACC: 13, vs. North Carolina, 1/28/17

### 3-Point Field Goals

Season: 4, vs. North Carolina, 1/28/17  
ACC: 4, vs. North Carolina, 1/28/17

### 3-Point Field Goal Attempts

Season: 6, vs. North Carolina, 1/28/17  
ACC: 6, vs. North Carolina, 1/28/17


### Minutes

Season: 44, at Virginia, 2/20/17  
ACC: 44, at Virginia, 2/20/17

## BROWN CAREER STATISTICS

Season	GP	GS	Min.	Avg.	3-Point			Free Throws			Rebounds				Scoring										
					FG	FGA	Pct.	FT	FTA	Pct.	Off.	Def.	Tot.	Avg.	PF	FO	Ast.	TO	Blk	Stl	Pts.	Avg.			
2016-17	32	28	1019	31.8	131	286	.458	32	92	.348	86	115	.748	48	136	184	5.8	80	2	102	66	18	46	380	11.9

BROWN 2016-17		TOTAL				3-PTS			FREE THROWS			REBOUNDS				PF				FO		A		TO		Blk		Stl		Pts		Avg	
Opponent	Date	GS	Min	FG	FGA	Pct	3FG	FGA	Pct	FT	FTA	Pct	Off	Def	Tot	Avg	PF	FO	A	TO	Blk	Stl	Pts	Avg									
W Carolina	11-11-16		25	2	8	.250	0	2	.000	3	6	.500	1	7	8	8.0	0	0	5	1	1	0	7	7.0									
at North Florida	11-16-16		25	3	7	.429	0	1	.000	1	2	.500	2	4	6	7.0	1	0	2	0	0	2	7	7.0									
Penn	11-19-16	*	27	6	10	.600	1	3	.333	2	2	1.000	2	3	5	6.3	2	0	1	1	3	3	15	9.7									
vs Stanford	11-24-16		22	3	8	.375	0	2	.000	4	6	.667	2	4	6	6.3	3	0	2	0	0	1	10	9.8									
vs Iowa State	11-25-16		21	1	5	.200	0	2	.000	0	0	.000	2	5	7	6.4	5	1	2	4	0	1	2	8.2									
vs Florida	11-27-16	*	35	6	13	.462	2	4	.500	1	2	.500	3	1	4	6.0	3	0	1	2	0	2	15	9.3									
RUTGERS	11-30-16	*	28	4	6	.667	0	1	.000	3	3	1.000	2	7	9	6.4	3	0	2	5	0	0	11	9.6									
vs Wofford	12-03-16	*	37	3	4	.750	2	3	.667	4	4	1.000	2	3	5	6.3	1	0	1	2	0	3	12	9.9									
SC STATE	12-06-16	*	30	5	11	.455	0	3	.000	1	2	.500	3	8	11	6.8	3	0	10	2	0	2	11	10.0									
FAU	12-16-16	*	38	4	11	.364	0	3	.000	6	8	.750	2	6	8	6.9	2	0	6	2	0	2	14	10.4									
GEO. WASH.	12-22-16	*	33	3	9	.333	2	2	1.000	6	6	1.000	2	10	12	7.4	1	0	2	0	0	0	14	10.7									
COLUMBIA	12-28-16	*	33	3	7	.429	1	3	.333	1	2	.500	0	6	6	7.3	3	0	5	3	1	3	8	10.5									
NC STATE	12-31-16	*	26	7	11	.636	1	2	.500	2	4	.500	3	5	8	7.3	4	0	4	2	1	3	17	11.0									
at Syracuse	01-04-17	*	33	3	8	.375	2	4	.500	1	2	.500	4	3	7	7.3	2	0	2	2	0	1	9	10.9									
NOTRE DAME	01-12-17	*	30	2	6	.333	2	3	.667	1	3	.333	2	7	9	7.4	1	0	1	4	3	1	7	10.6									
at Pitt	01-14-17	*	32	7	13	.538	3	5	.600	0	0	.000	2	4	6	7.3	3	0	3	3	1	2	17	11.0									
at Wake Forest	01-18-17	*	31	4	7	.571	0	1	.000	1	1	1.000	0	3	3	7.1	4	0	1	0	0	1	9	10.9									
at Duke	01-21-17	*	38	6	10	.600	2	3	.667	1	1	1.000	0	5	5	6.9	2	0	6	1	1	2	15	11.1									
BOSTON COLLEGE	01-25-17	*	35	4	8	.500	1	2	.500	3	7	.429	0	6	6	6.9	2	0	4	0	1	2	12	11.2									
NORTH CAROLINA	01-28-17	*	34	8	11	.727	4	6	.667	10	13	.769	1	3	4	6.8	2	0	5	4	2	2	30	12.1									
FLORIDA STATE	02-01-17	*	36	4	10	.400	0	1	.000	9	11	.818	2	3	5	6.7	3	0	1	4	0	2	17	12.3									
at NC State	02-04-17	*	32	3	8	.375	1	3	.333	0	0	.000	1	1	2	6.5	2	0	6	1	0	1	7	12.1									
VIRGINIA TECH	02-08-17	*	32	1	12	.083	0	5	.000	0	0	.000	0	5	5	6.4	3	0	4	2	0	1	2	11.7									
at LOUISVILLE	02-11-17	*	36	4	10	.400	0	1	.000	4	6	.667	2	5	7	6.4	3	0	4	3	0	0	12	11.7									
GEORGIA TECH	02-15-17	*	37	1	4	.250	0	2	.000	6	6	1.000	1	2	3	6.3	1	0	5	4	0	1	8	11.5									
CLEMSON	02-18-17	*	29	4	8	.500	1	3	.333	0	0	.000	2	3	5	6.2	3	0	5	2	0	0	9	11.4									
at Virginia	02-20-17	*	44	2	7	.286	1	4	.250	9	10	.900	1	2	3	6.1	2	0	0	4	1	2	14	11.5									
DUKE	02-25-17	*	36	11	18	.611	1	2	.500	2	2	1.000	1	3	4	6.0	3	0	4	1	2	2	25	12.0									
at Virginia Tech	02-27-17	*	31	3	8	.375	1	5	.200	1	2	.500	1	2	3	5.9	5	1	5	2	0	1	8	11.9									
at Florida State	03-04-17	*	32	4	9	.444	2	3	.667	0	0	.000	0	0	0	5.7	4	0	1	1	1	2	10	11.8									
vs Syracuse	03-08-17	*	28	1	6	.167	1	5	.200	2	2	1.000	0	5	5	5.7	2	0	1	1	0	1	5	11.6									
vs North Carolina	03-09-17	*	33	9	13	.692	1	3	.333	2	2	1.000	2	5	7	5.8	2	0	1	3	0	0	21	11.9									



# 20 DEWAN HUELL

Fr. | 6-11 | 220 | Forward  
Miami, Fla. | Miami Norland HS

### 2016 McDonald's All-American

- Name is pronounced Duh-wan Hue-ull
- Five-star, top-25 power forward from local Norland High in Miami, Fla.
- Explosive player with ability to dunk in traffic.
- Good touch around the rim, developing baby hook shot.
- Elevates above the defense to score.
- Weighed 214 lbs in July 2016, up to 227 lbs by October.
- Never lifted weights before coming to UM.
- Ranked the No. 21 player by ESPN, No. 23 by Rivals and No. 25 by Scout.
- Named top player in the state of Florida by Scout. Second in the state by ESPN and Rivals.
- Nike Elite 100, LeBron James Skills Academy, adidas Nations Atlanta, adidas Nations California, Elite 24 all-star game, UA All-America Camp and the NBPA Top 100 Camp. adidas US select U-18 team at adidas Eurocamp in Treviso, Italy.
- Played AAU ball for Team Breakdown.
- Led the Norland Vikings to three state championships.
- *Miami Herald* Class 9A-6A Male Athlete of the Year. Two-time *Miami Herald* Class 8A-6A Boy's Basketball Player of the Year.
- Averaged 16.5 points, 8.7 rebounds and 1.8 blocks per game as a senior. Posted 19.2 points and 9.1 rebounds as a junior, 10.9 ppg, 7.9 rpg as a sophomore and 4.8 ppg and 3.7 rpg as a freshman at Norland.
- Also was on the track team where he participated in the 800 meter run and the high jump.
- Chose hometown Miami over offers from Kansas, North Carolina, Florida State, Florida and Louisville.
- Nickname is Stretch.
- Born Dec. 9, 1996 in Miami. Son of Christina Fernandez. Brother to six siblings: Three brothers – Dewell, Dewanis and Dylan (deceased); Three sisters – Deanna, Charese and Brittany. Cousin to former Canes football player Duke Johnson.
- Majoring in sports management.

- Favorites: Athlete: LeBron James. Athlete in another sport: Floyd Mayweather. Song right now: Pray for 'em – Meek Mills. Pro sports team: Heat. Meal: Mom's lasagna. Midnight snack: Gushers. Ice Cream: Cookies and cream. Cereal: Fruit Loops. Movie: The Purge 3. TV Shows: Ballers, Power, Survivor's Remorse. Musical Artist: G Herbo.
- When I played ball as a kid, I pretended I was: LeBron. When I was little, I wanted to be: The President or an astronaut. Now my dream job is: Coach.

### HUELL HIGHS

#### Points

Season: 15, at North Florida, 11/16/16  
ACC: 13, vs. Georgia Tech, 2/16/17

#### Rebounds

Season: 10, vs. FAU, 12/16/16  
ACC: 8, at Wake Forest, 1/18/17

#### Assists

Season: 1 (6x) last at Louisville, 2/11/17  
ACC: 1 (4x) last at Louisville, 2/11/17

#### Steals

Season: 2, vs. Rutgers, 11/30/16  
ACC: 1 (8x) last at Florida State, 3/4/17

#### Blocked Shots

Season: 3, vs. Virginia Tech, 2/8/17  
ACC: 3, vs. Virginia Tech, 2/8/17

#### Field Goals

Season: 6 (2x) last vs. Rutgers, 11/30/16  
ACC: 4 (2x) last vs. Georgia Tech, 2/16/17

#### Field Goal Attempts

Season: 14, vs. Rutgers, 11/30/16  
ACC: 9, at Wake Forest, 1/18/17

#### Free Throws

Season: 5, vs. Georgia Tech, 2/16/17  
ACC: 5, vs. Georgia Tech, 2/16/17

#### Free Throw Attempts

Season: 6, vs. Georgia Tech, 2/16/17  
ACC: 6, vs. Georgia Tech, 2/16/17

#### 3-Point Field Goals

Season: --  
ACC: --

#### 3-Point Field Goal Attempts

Season: --  
ACC: 1, vs. NC State, 12/31/16

#### Minutes

Season: 26, at Duke, 1/21/17  
ACC: 26, at Duke, 1/21/17

### HUELL CAREER STATISTICS

Season	GP	GS	Min.	Avg.	3-Point			Free Throws			Rebounds				Scoring										
					FG	FGA	Pct.	FT	FTA	Pct.	Off.	Def.	Tot.	Avg.	PF	FO	Ast.	TO	Blk	Stl	Pts.	Avg.			
2016-17	31	15	548	17.7	73	140	.521	0	2	.000	33	51	.647	45	54	99	3.2	58	0	6	29	25	13	179	5.8

HUELL 2016-17		TOTAL				3-PTS			FREE THROWS			REBOUNDS				PF	FO	A	TO	Blk	Stl	Pts	Avg
Opponent	Date	GS	Min	FG	FGA	Pct	3FG	FGA	Pct	FT	FTA	Pct	Off	Def	Tot								
W Carolina	11-11-16	25	5	9	.556	0	0	.000	3	3	1.000	2	5	7	7.0	2	0	1	1	1	0	13	13.0
at North Florida	11-16-16	19	6	9	.667	0	0	.000	3	3	1.000	3	5	8	7.5	4	0	0	0	1	0	15	14.0
Penn	11-19-16	24	5	6	.833	0	0	.000	1	1	1.000	5	0	5	6.7	2	0	0	2	0	0	11	13.0
vs Stanford	11-24-16	19	1	1	1.000	0	0	.000	1	2	.500	1	2	3	5.8	2	0	0	0	0	1	3	10.5
vs Iowa State	11-25-16	24	2	5	.400	0	0	.000	1	2	.500	2	4	6	5.8	4	0	0	1	1	0	5	9.4
vs Florida	11-27-16	22	4	9	.444	0	0	.000	2	2	1.000	3	3	6	5.8	2	0	1	2	1	0	10	9.5
RUTGERS	11-30-16	* 25	6	14	.429	0	0	.000	2	2	1.000	5	2	7	6.0	0	0	0	0	1	2	14	10.1
vs Wofford	12-03-16	* 13	1	3	.333	0	0	.000	0	0	.000	0	1	1	5.4	3	0	0	3	0	0	2	9.1
SC STATE	12-06-16	* 18	2	2	1.000	0	0	.000	1	2	.500	0	3	3	5.1	3	0	0	2	2	1	5	8.7
FAU	12-16-16	* 24	4	10	.400	0	0	.000	1	2	.500	4	6	10	5.6	2	0	0	0	1	1	9	8.7
GEO. WASH.	12-22-16	* 18	1	5	.200	0	0	.000	0	0	.000	0	1	1	5.2	1	0	0	0	1	0	2	8.1
COLUMBIA	12-28-16	* 17	2	2	1.000	0	0	.000	0	0	.000	0	1	1	4.8	3	0	0	1	2	0	4	7.8
NC STATE	12-31-16	* 14	0	3	.000	0	1	.000	0	0	.000	0	0	0	4.5	1	0	1	0	0	1	0	7.2
at Syracuse	01-04-17	* 19	3	5	.600	0	0	.000	0	1	.000	2	1	3	4.4	2	0	1	1	0	1	6	7.1
NOTRE DAME	01-12-17	* 10	1	1	1.000	0	0	.000	0	0	.000	0	0	0	4.1	0	0	0	0	0	0	2	6.7
at Pitt	01-14-17	* 21	2	3	.667	0	0	.000	0	0	.000	1	2	3	4.0	1	0	0	1	2	1	4	6.6
at Wake Forest	01-18-17	* 25	3	9	.333	0	0	.000	3	4	.750	2	6	8	4.2	4	0	0	0	1	0	9	6.7
at Duke	01-21-17	* 26	3	5	.600	0	0	.000	1	3	.333	3	0	3	4.2	3	0	0	3	0	0	7	6.7
BOSTON COLLEGE	01-25-17	11	4	5	.800	0	0	.000	0	1	.000	2	1	3	4.1	2	0	1	1	0	1	8	6.8
NORTH CAROLINA	01-28-17	19	2	3	.667	0	0	.000	1	2	.500	1	0	1	4.0	1	0	0	1	0	1	5	6.7
FLORIDA STATE	02-01-17	22	3	6	.500	0	0	.000	1	2	.500	1	0	1	3.8	1	0	0	0	1	0	7	6.7
at NC State	02-04-17	* 12	1	2	.500	0	0	.000	1	2	.500	1	1	2	3.7	1	0	0	1	0	0	3	6.5
VIRGINIA TECH	02-08-17	* 14	1	5	.200	0	1	.000	1	2	.500	3	2	5	3.8	2	0	0	0	3	0	3	6.4
at LOUISVILLE	02-11-17	* 14	2	2	1.000	0	0	.000	0	0	.000	0	3	3	3.8	2	0	1	1	1	1	4	6.3
GEORGIA TECH	02-15-17	21	4	7	.571	0	0	.000	5	6	.833	1	1	2	3.7	0	0	0	1	2	1	13	6.6
CLEMSON	02-18-17	17	2	4	.500	0	0	.000	2	3	.667	1	0	1	3.6	2	0	0	1	1	0	6	6.5
at Virginia	02-20-17	11	0	1	.000	0	0	.000	1	2	.500	1	0	1	3.5	2	0	0	1	0	0	1	6.3
DUKE	02-25-17	9	1	1	1.000	0	0	.000	0	0	.000	1	0	1	3.4	0	0	0	0	0	0	2	6.2
at Virginia Tech	02-27-17	9	0	0	.000	0	0	.000	0	0	.000	0	1	1	3.3	3	0	0	2	0	0	0	6.0
at Florida State	03-04-17	15	2	2	1.000	0	0	.000	1	2	.500	0	2	2	3.3	1	0	0	2	1	1	5	5.9
vs Syracuse	03-08-17	DNP																					
vs North Carolina	03-09-17	11	0	1	.000	0	0	.000	1	2	.500	0	1	1	3.2	2	0	0	1	2	0	1	5.8





# 15 EBUKA IZUNDU

So. | 6-10 | 231 | Center

Charlotte, N.C. | Lagos, Nigeria | Victory Christian Center

- First name Ebuka is pronounced E-boo-kuh. Last name is E-zoon-du.
- Born in Lagos, Nigeria. Speaks African language of Igbo.
- Moved to the United States in 2013, at age 17.
- Grew up playing soccer, then started playing basketball in 2011.
- Long and athletic body.
- Lefty with great touch around the basket.
- Potential to develop into a great ACC post scorer.
- 7-foot, 1-inch wingspan. Weighed 201 lbs as a freshman, weighed 231 in Oct. 2016.
- Benched 185 lbs upon arrival in Sept. 2015, up to 300 lbs in Oct. 2016.
- Increased 185 bench from one rep to 13 reps in one year.
- Six reps of 315 squat in Oct. 2016.
- As a freshman (2015-16) scored in double digits once with 11 points against Mississippi State in the Puerto Rico Classic.
- Signed with Charlotte, then was released from commitment after 49ers coach was let go.
- No. 134 player and No. 19 center in 2015 class by Rivals.com ... No. 70 player, No. 20 power forward and No. 5 player in North Carolina in 2015 class by 247Sports. First-team All-Charlotte Observer.
- Averaged 21.0 points, 15.0 rebounds and 6.0 blocks for Victory Christian Center School as a senior. Averaged 18.0 points, 12.0 rebounds and 6.0 blocks in junior season.
- Played AAU for Charlotte ACES
- In high school also played soccer and ran the 100 and 200 meters in track.
- Born June 28, 1996. Son of Emma and Ifeoma Izundu. One brother: Okwy; Four sisters: Chioma Ojo, Vivian, Chingo and Ifunaya.
- Majoring in sports administration.

- Favorites: Athlete: Kevin Durant. Athlete in another sport: Cristiano Ronaldo. Pro sports team: OKC Thunder. Meal: Rice, Chicken, Sweet plantains. Midnight snack: Chicken wings. Video game: Grand Theft Auto. Class at UM: Dance. Ice Cream: Strawberry. Cereal: Lucky Charms. Movie: Fast & Furious 6. TV Show: Game of Thrones. Musical Artist: Future.
- When I played ball as a kid, I pretended I was: Hakeem Olajuwon. When I was little, I wanted to be a: Soccer player. Now my dream job is: Own my own business.

## IZUNDU HIGHS

### Points

Season: 16, at NC State, 2/4/17  
 Career: 16, at NC State, 2/4/17  
 ACC: 16, at NC State, 2/4/17

### Rebounds

Season: 7, vs. NC State, 12/31/16  
 Career: 7 (2x) last vs. NC State, 12/31/16  
 ACC: 7, vs. NC State, 12/31/16

### Assists

Season: 1 (6x) last at Virginia, 2/20/17  
 Career: 1 (9x) last at Virginia, 2/20/17  
 ACC: 1 (5x) last at Virginia, 2/20/17

### Steals

Season: 1 (7x) last vs. Duke, 2/25/17  
 Career: 1 (9x) last vs. Duke, 2/25/17  
 ACC: 1 (5x) last vs. Duke, 2/25/17

### Blocked Shots

Season: 3 (3x) last vs. Notre Dame, 1/12/17  
 Career: 3 (3x) last vs. Notre Dame, 1/12/17  
 ACC: 3, vs. Notre Dame, 1/12/17

### Field Goals

Season: 6, at NC State, 2/4/17  
 Career: 6, at NC State, 2/4/17  
 ACC: 6, at NC State, 2/4/17

### Field Goal Attempts

Season: 10, vs. Clemson, 2/18/17  
 Career: 10, vs. Clemson, 2/18/17  
 ACC: 10, vs. Clemson, 2/18/17

### Free Throws

Season: 4 (3x) last at NC State, 2/4/17  
 Career: 5, vs. Mississippi State, 11/19  
 ACC: 4 (2x) last at NC State, 2/4/17

### Free Throw Attempts

Season: 5 (2x) last at NC State, 2/4/17  
 Career: 7, vs. Mississippi State, 11/19  
 ACC: 6, at North Carolina, 2/20/16

### 3-Point Field Goal Attempts

Career: --

### Minutes

Season: 27, at NC State, 2/4/17  
 Career: 27, at NC State, 2/4/17  
 ACC: 27, at NC State, 2/4/17

2015-16			
Opposition	P	R	A
UTRGV	0	0	0
Louisiana	0	0	0
vs. Miss. St.	11	7	0
vs. Utah	4	3	1
vs. Butler	DNP		
Northeastern	DNP		
at Nebraska	DNP		
Charlotte	0	0	1
Florida	0	1	0
Charleston	1	0	0
at La Salle	6	4	0
Princeton	DNP		
Syracuse	DNP		
Florida State	DNP		
at Virginia	DNP		
at Clemson	0	0	0
at Boston College	DNP		
Wake Forest	DNP		
DUKE	DNP		
at NC State	DNP		
Notre Dame	DNP		
at Georgia Tech	DNP		
Pittsburgh	2	0	0
at Florida State	0	0	0
Virginia Tech	0	0	0
at North Carolina	6	2	1
Virginia	DNP		
Louisville	DNP		
at Notre Dame	DNP		
at Virginia Tech	2	0	0
vs. Virginia Tech	DNP		
vs. Virginia	DNP		
vs. Buffalo	DNP		
vs. Wichita State	DNP		
vs. Villanova	0	2	0


## IZUNDU CAREER STATISTICS

Season	GP	GS	Min.	Avg.	3-Point			Free Throws			Rebounds				Scoring										
					FG	FGA	Pct.	FT	FTA	Pct.	Off.	Def.	Tot.	Avg.	PF	FO	Ast.	TO	Blk	Stl	Pts.	Avg.			
2015-16	15	0	79	5.3	10	16	.625	0	0	.000	12	19	.632	13	6	19	1.3	17	0	3	5	3	2	32	2.1
2016-17	31	9	399	12.9	51	93	.548	0	0	.000	28	40	.700	45	49	94	3.0	71	2	6	27	25	7	130	4.2
TOTAL	46	9	478	10.4	61	109	.560	0	0	.000	40	59	.678	58	55	113	2.5	88	2	9	32	28	9	162	3.5

## IZUNDU 2016-17

Opponent	Date	GS	Min	FG	FGA	Pct	3-PTS	3FG	FGA	Pct	FREE THROWS	FT	FTA	Pct	REBOUNDS	Off	Def	Tot	Avg	PF	FO	A	TO	Blk	Stl	Pts	Avg	
W Carolina	11-11-16	* 13	5	5	1,000	0	0	0	.000	4	4	1,000	2	3	5	5.0	3	0	1	3	1	1	1	14	14.0			
at North Florida	11-16-16	* 4	2	2	1,000	0	0	0	.000	0	0	.000	3	1	4	4.5	1	0	0	0	0	0	0	4	9.0			
Penn	11-19-16	DNP - lower left extremity injury																										
vs Stanford	11-24-16	* 11	0	2	.000	0	0	.000	0	0	.000	2	1	3	4.0	2	0	0	1	1	0	0	0	0	6.0			
vs Iowa State	11-25-16	* 9	0	0	.000	0	0	.000	0	0	.000	1	2	3	3.8	1	0	0	1	1	0	0	0	0	4.5			
vs Florida	11-27-16	2	0	0	.000	0	0	.000	0	0	.000	0	0	0	3.0	2	0	0	0	0	0	0	0	0	3.6			
RUTGERS	11-30-16	12	2	2	1,000	0	0	.000	0	0	.000	0	2	2	2.8	4	0	0	2	3	0	0	4	4	3.7			
vs Wofford	12-03-16	15	3	5	.600	0	0	.000	3	4	.750	3	2	5	3.1	3	0	0	3	1	1	1	9	4.4				
SC STATE	12-06-16	17	4	7	.571	0	0	.000	1	2	.500	2	1	3	3.1	0	0	0	1	3	0	0	9	5.0				
FAU	12-16-16	6	0	0	.000	0	0	.000	2	2	1,000	1	1	2	3.0	4	0	0	3	0	1	2	4.7					
GEO. WASH.	12-22-16	20	4	6	.667	0	0	.000	4	5	.800	3	1	4	3.1	1	0	0	0	1	0	1	12	5.4				
COLUMBIA	12-28-16	16	2	3	.667	0	0	.000	2	2	1,000	1	2	3	3.1	2	0	1	0	1	1	1	6	5.5				
NC STATE	12-31-16	19	1	2	.500	0	0	.000	1	2	.500	4	3	7	3.4	3	0	0	1	0	0	0	3	5.3				
at Syracuse	01-04-17	7	0	1	.000	0	0	.000	0	0	.000	1	1	2	3.3	2	0	0	0	1	0	0	0	4.8				
NOTRE DAME	01-12-17	10	1	1	1,000	0	0	.000	0	0	.000	1	3	4	3.4	3	0	0	0	3	0	0	2	4.6				
at Pitt	01-14-17	9	1	3	.333	0	0	.000	0	0	.000	1	1	2	3.3	2	0	0	1	0	0	0	2	4.5				
at Wake Forest	01-18-17	10	3	4	.750	0	0	.000	0	0	.000	2	3	5	3.4	5	1	0	1	0	0	0	6	4.6				
at Duke	01-21-17	14	0	2	.000	0	0	.000	0	2	.000	1	1	2	3.3	1	0	1	1	0	0	0	0	4.3				
BOSTON COLLEGE	01-25-17	6	0	2	.000	0	0	.000	0	0	.000	0	2	2	3.2	2	0	0	0	0	0	0	0	0	4.1			
NORTH CAROLINA	01-28-17	8	0	1	.000	0	0	.000	0	0	.000	0	3	3	3.2	2	0	0	0	2	0	0	0	0	3.8			
FLORIDA STATE	02-01-17	5	0	0	.000	0	0	.000	0	0	.000	1	0	1	3.1	0	0	0	1	0	0	0	0	0	3.7			
at NC State	02-04-17	27	6	9	.667	0	0	.000	4	5	.800	4	2	6	3.2	5	1	0	2	1	1	1	16	4.2				
VIRGINIA TECH	02-08-17	19	4	6	.667	0	0	.000	0	0	.000	1	0	1	3.1	2	0	1	0	1	0	0	8	4.4				
at LOUISVILLE	02-11-17	15	3	4	.750	0	0	.000	2	2	1,000	2	3	5	3.2	4	0	0	3	2	0	0	8	4.6				
GEORGIA TECH	02-15-17	* 13	1	2	.500	0	0	.000	0	0	.000	0	3	3	3.2	0	0	0	0	0	0	0	2	4.5				
CLEMSON	02-18-17	* 25	5	10	.500	0	0	.000	2	4	.500	1	1	2	3.2	3	0	1	1	0	1	0	12	4.8				
at Virginia	02-20-17	* 20	3	5	.600	0	0	.000	0	0	.000	2	1	3	3.2	3	0	1	1	0	0	0	6	4.8				
DUKE	02-25-17	* 18	1	5	.200	0	0	.000	1	2	.500	3	2	5	3.2	1	0	0	0	2	1	3	3	4.7				
at Virginia Tech	02-27-17	* 16	0	2	.000	0	0	.000	0	0	.000	0	2	2	3.2	3	0	0	0	0	0	0	0	0	4.6			
at Florida State	03-04-17	11	0	0	.000	0	0	.000	0	0	.000	1	1	2	3.1	3	0	0	1	0	0	0	0	0	4.4			
vs Syracuse	03-08-17	12	0	0	.000	0	0	.000	0	0	.000	1	0	1	3.1	1	0	0	0	1	0	0	0	0	4.3			
vs North Carolina	03-09-17	10	0	2	.000	0	0	.000	2	2	1,000	1	1	2	3.0	3	0	0	0	0	0	0	2	4.2				





# 3 ANTHONY LAWRENCE, JR.

So. | 6-7 | 210 | Guard  
St. Petersburg, Fla. | Lakewood Senior HS

- Nickname is Amp.
- Can play multiple positions. Was point guard in high school and plays small forward at Miami.
- Athletic and can attack the basket with authority.
- Son of a high school coach.
- Increased 185 bench to 18 reps as a sophomore, from 12 as a freshman.
- Benched personal best 320 lbs in Oct. 2016. Has added 15 lbs on bench since March 2016.
- Led Lakewood Senior High School team to the Class 5A state championship game as a junior. Scored 18 points in the championship game and totaled 25 rebounds in two state tournament games.
- Averaged 20 points and 13 rebounds as a junior at Lakewood. In sophomore campaign, averaged 21 points, eight rebounds and four steals.
- Listed as a three-star recruit by ESPN.
- Played AAU ball for Each 1 Teach 1 Elite.
- Also was on the track team in high school, participating in the high jump.
- Born Sept. 6, 1996 in St. Petersburg, Fla. Son of Anthony Sr. and Zelia One sister, Taylor.
- Father, Anthony Lawrence Sr., was a two-year letterman at Miami from 1991-93 and after college, played overseas in Portugal, Mexico and the Dominican Republic. Uncle, Patrick, also played at Miami from 1991-94.
- Majoring in sports administration.
- Played in first basketball game at age four.

• Favorites: Athlete: LeBron. Athlete in another sport: Lionel Messi. Pro sports team: Warriors. Meal: Crabs. Midnight snack: Gushers. Class at UM: Dance. Book: More than a Game – LeBron James. Ice Cream: Vanilla. Cereal: Captain Crunch with Crunch Berries. Movie: Friday. TV Show: Martin. Musical Artist: Young Thug.

• When I played ball as a kid, I pretended I was: LeBron. My first job was: Swept floors at a barber shop. When I was little, I wanted to be a: Rapper or NBA player. Now my dream job is: Rapper.

## LAWRENCE, JR. HIGHS

### Points

Season: 19, at NC State, 2/4/17  
 Career: 19 at NC State, 2/4/17  
 ACC: 19, at NC State, 2/4/17

### Rebounds

Season: 9, vs. Notre Dame, 1/12/17  
 Career: 9, vs. Notre Dame, 1/12/17  
 ACC: 9, vs. Notre Dame, 1/12/17

### Assists

Season: 5 (2x) last at Virginia, 2/20/17  
 Career: 5 (2x) last at Virginia, 2/20/17  
 ACC: 5 (2x) last at Virginia, 2/20/17

### Steals

Season: 4 (3x) last vs. North Carolina, 3/9/17  
 Career: 4 (3x) last vs. North Carolina, 3/9/17  
 ACC: 3 (2x) last vs. Clemson, 2/18/17

### Blocked Shots

Season: 3, vs. Western Carolina, 11/11/16  
 Career: 3, vs. Western Carolina, 11/11/16  
 ACC: 2 (2x) last vs. Virginia Tech, 2/17/16

### Field Goals

Season: 7, at NC State, 2/4/17  
 Career: 7, at NC State, 2/4/17  
 ACC: 7, at NC State, 2/4/17

### Field Goal Attempts

Season: 9 (5x) last at Virginia Tech, 2/27/17  
 Career: 9 (5x) last at Virginia Tech, 2/27/17  
 ACC: 9 (4x) last at Virginia Tech, 2/27/17

### Free Throws

Season: 4 (5x) last at Virginia, 2/20/17  
 Career: 5, vs. Louisiana, 11/16/15  
 ACC: 4 (5x) last at Virginia, 2/20/17

### Free Throw Attempts

Season: 5 (3x) last vs. Georgia Tech, 2/15/17  
 Career: 6 (2x) last vs. Mississippi State, 11/19/15  
 ACC: 5 (2x) last vs. Georgia Tech, 2/15/17

### 3-Point Field Goals

Season: 4, at Wake Forest, 1/18/17  
 Career: 4 (2x) last at Wake Forest, 1/18/17  
 ACC: 4 (2x) last at Wake Forest, 1/18/17

### 3-Point Field Goal Attempts

Season: 8, at Wake Forest, 1/18/17  
 Career: 8, at Wake Forest, 1/18/17  
 ACC: 8, at Wake Forest, 1/18/17

### Minutes

Season: 40, at Virginia, 2/20/17  
 Career: 40, at Virginia, 2/20/17  
 ACC: 40, at Virginia, 2/20/17

2015-16			
Opposition	P	R	A
UTRGV	1	2	0
Louisiana	12	6	4
vs. Miss. St.	10	4	2
vs. Utah	0	0	2
vs. Butler	7	1	1
Northeastern	0	1	0
at Nebraska	13	7	0
Charlotte	9	1	1
Florida	DNP		
Charleston	11	2	1
at La Salle	2	2	3
Princeton	0	1	0
Syracuse	1	2	0
Florida State	0	0	0
at Virginia	0	1	0
at Clemson	3	1	0
at Boston College	0	0	1
Wake Forest	0	0	0
DUKE	DNP		
at NC State	0	0	0
Notre Dame	18	2	0
at Georgia Tech	5	3	3
Pittsburgh	2	1	0
at Florida State	3	1	1
Virginia Tech	5	2	0
at North Carolina	11	4	2
Virginia	1	3	2
Louisville	3	2	1
at Notre Dame	0	1	2
at Virginia Tech	2	4	0
vs. Virginia Tech	4	4	2
vs. Virginia	5	4	0
vs. Buffalo	0	0	0
vs. Wichita State	0	2	0
vs. Villanova	8	1	0

## LAWRENCE CAREER STATISTICS

Season	GP	GS	Min.	Avg.	3-Point			Free Throws			Rebounds				Scoring										
					FG	FGA	Pct.	FT	FTA	Pct.	Off.	Def.	Tot.	Avg.	PF	FO	Ast.	TO	Blk	Stl	Pts.	Avg.			
2015-16	33	0	397	12.0	47	92	.511	18	42	.429	24	40	.600	29	34	63	1.9	39	0	27	13	11	17	136	4.1
2016-17	32	17	835	26.1	71	168	.423	34	94	.362	45	62	.726	26	95	121	3.8	75	1	57	46	15	42	221	6.9
<b>TOTAL</b>	<b>65</b>	<b>17</b>	<b>1232</b>	<b>19.0</b>	<b>118</b>	<b>260</b>	<b>.454</b>	<b>52</b>	<b>136</b>	<b>.382</b>	<b>69</b>	<b>102</b>	<b>.676</b>	<b>55</b>	<b>129</b>	<b>184</b>	<b>2.8</b>	<b>114</b>	<b>1</b>	<b>84</b>	<b>59</b>	<b>26</b>	<b>59</b>	<b>357</b>	<b>5.5</b>

## LAWRENCE 2016-17

Opponent	Date	TOTAL			3-PTS			FREE THROWS			REBOUNDS				PF	FO	A	TO	Blk	Stl	Pts	Avg		
		GS	Min	FGA	Pct	3FG	FGA	Pct	FT	FTA	Pct	Off	Def	Tot									Avg	
W Carolina	11-11-16	*	23	3	5	.600	1	1	1.000	1	1	1.000	1	5	6	6.0	2	0	3	1	3	3	8	8.0
at North Florida	11-16-16	*	31	4	8	.500	1	3	.333	1	2	.500	1	4	5	5.5	1	0	2	4	1	1	10	9.0
Penn	11-19-16	*	33	0	3	.000	0	1	.000	0	0	.000	0	3	3	4.7	3	0	2	3	1	4	0	6.0
vs Stanford	11-24-16	*	24	6	9	.667	3	6	.500	3	3	1.000	0	3	3	4.3	3	0	1	2	0	4	18	9.0
vs Iowa State	11-25-16	*	24	1	6	.167	0	2	.000	4	5	.800	0	2	2	3.8	4	0	0	2	0	1	6	8.4
vs Florida	11-27-16	*	20	1	4	.250	0	3	.000	0	0	.000	0	3	3	3.7	5	1	2	1	0	1	2	7.3
RUTGERS	11-30-16	*	25	2	6	.333	1	4	.250	3	4	.750	0	4	4	3.7	0	0	0	1	0	2	8	7.4
vs Wofford	12-03-16	*	17	1	2	.500	1	2	.500	0	0	.000	0	5	5	3.9	1	0	1	2	0	0	3	6.9
SC STATE	12-06-16	*	23	1	4	.250	1	3	.333	2	2	1.000	1	6	7	4.2	2	0	1	0	1	0	5	6.7
FAU	12-16-16	*	23	4	5	.800	3	3	1.000	2	4	.500	3	3	6	4.4	3	0	0	1	0	1	13	7.3
GEO. WASH.	12-22-16	*	21	1	3	.333	0	0	.000	0	0	.000	0	2	2	4.2	3	0	2	1	1	1	2	6.8
COLUMBIA	12-28-16	*	29	4	6	.667	0	1	.000	2	5	.400	3	2	5	4.3	3	0	1	3	2	3	10	7.1
NC STATE	12-31-16	*	28	3	8	.375	0	4	.000	0	2	.000	2	3	5	4.3	2	0	1	1	0	2	6	7.0
at Syracuse	01-04-17	*	6	0	1	.000	0	0	.000	0	0	.000	0	0	0	4.0	2	0	1	1	0	0	0	6.5
NOTRE DAME	01-12-17	*	25	2	9	.222	1	2	.500	1	2	.500	7	2	9	4.3	1	0	1	1	1	1	6	6.5
at Pitt	01-14-17	*	26	4	5	.800	1	1	1.000	0	0	.000	1	4	5	4.4	4	0	2	0	0	2	9	6.6
at Wake Forest	01-18-17	*	23	4	8	.500	4	8	.500	4	4	1.000	0	0	0	4.1	3	0	2	1	0	0	16	7.2
at Duke	01-21-17	*	14	0	3	.000	0	2	.000	0	0	.000	0	0	0	3.9	4	0	0	0	0	0	0	6.8
BOSTON COLLEGE	01-25-17	*	30	2	5	.400	2	4	.500	1	2	.500	1	5	6	4.0	1	0	1	3	0	0	7	6.8
NORTH CAROLINA	01-28-17	*	31	1	5	.200	1	4	.250	0	0	.000	0	4	4	4.0	3	0	4	1	1	3	3	6.6
FLORIDA STATE	02-01-17	*	30	1	4	.250	0	3	.000	0	0	.000	0	2	2	3.9	2	0	1	0	0	0	2	6.4
at NC State	02-04-17	*	32	7	9	.778	3	5	.600	2	2	1.000	1	3	4	3.9	1	0	2	1	1	0	19	7.0
VIRGINIA TECH	02-08-17	*	29	5	7	.714	2	4	.500	0	0	.000	1	3	4	3.9	2	0	3	0	0	2	12	7.2
at LOUISVILLE	02-11-17	*	26	1	5	.200	1	4	.250	4	4	1.000	1	2	3	3.9	1	0	3	0	1	0	7	7.2
GEORGIA TECH	02-15-17	*	29	0	1	.000	0	0	.000	4	5	.800	0	4	4	3.9	2	0	2	6	0	1	4	7.0
CLEMSON	02-18-17	*	37	4	9	.444	2	5	.400	0	1	.000	1	3	4	3.9	0	0	5	0	0	3	10	7.2
at Virginia	02-20-17	*	40	0	4	.000	0	3	.000	4	4	1.000	0	6	6	4.0	4	0	5	2	1	1	4	7.0
DUKE	02-25-17	*	20	0	4	.000	0	2	.000	2	2	1.000	0	3	3	3.9	2	0	2	2	0	1	2	6.9
at Virginia Tech	02-27-17	*	28	6	9	.667	3	5	.600	3	4	.750	0	5	5	4.0	2	0	1	0	0	1	18	7.2
at Florida State	03-04-17	*	26	0	2	.000	0	2	.000	2	4	.500	0	1	1	3.9	3	0	1	2	0	0	2	7.1
vs Syracuse	03-08-17	*	30	1	3	.333	1	2	.500	0	0	.000	1	1	2	3.8	3	0	4	3	0	0	3	6.9
vs North Carolina	03-09-17	*	32	2	6	.333	2	5	.400	0	0	.000	1	2	3	3.8	3	0	1	1	1	4	6	6.9



# 14 RODNEY MILLER

Fr. | 7-0 | 258 | Center  
Laurelton, N.Y. | Oak Hill Academy (Va.)

- Soft touch around the rim.
  - Never lifted weights in high school. Increased 185 bench from one rep to four reps in three months.
  - Consensus four-star recruit, ranked No. 90 overall by Scout.com and No. 96 by 247.com. As a center, was ranked No. 15 by ESPN and No. 17 by Scout.com.
  - Has a 7-foot-1-inch wingspan.
  - Played AAU ball for the NY Lightning.
  - In 2014 participated in the Nike Elite 100.
  - On Oak Hill's Honor Court, a leadership committee where student members are chosen by the administration for their citizenship and sound ethical and moral judgment.
  - Also played baseball and water polo in school.
  - Played freshman season at St. Benedict's (N.J.).
  - Born Dec. 29, 1996. Son of Maria and Rodney Miller, Sr. Brother to Sasha.
  - Majoring in business and finance.
  - Started playing basketball at age 11 and first dunk was at age 12, in the Rucker League.
- Favorites: Athlete: Bill Russell. Athlete in another sport: Cristiano Ronaldo. Pro sports team: NY Knicks. Meal: Mom's meatloaf / mashed potatoes. Midnight snack: Honey Bun. Class at UM: Public Speaking. Ice Cream: Rocky Road. Cereal: Cinnamon Toast Crunch. Movie: Space Jam. TV Show: The Flash.
- No one can believe I watch: Naruto (anime). My dream job is: Businessman in NBA.

## MILLER HIGHS

### Points

Season: 5, vs. Western Carolina, 11/11/16  
ACC: 3, vs. Florida State, 2/1/17

### Rebounds

Season: 3, at North Florida, 11/16/16  
ACC: --

### Assists

Season: --  
ACC: --

### Steals

Season: --  
ACC: --

### Blocked Shots

Season: 1, vs. NC State, 12/31/16  
ACC: 1, vs. NC State, 12/31/16

### Field Goals

Season: 2, at North Florida, 11/16/16  
ACC: --

### Field Goal Attempts

Season: 4, vs. Western Carolina, 11/11/16  
ACC: 1, at Pitt, 1/14/17

### Free Throws

Season: 3, vs. Western Carolina, 11/11/16  
ACC: 1, at Wake Forest, 1/18/17

### Free Throw Attempts

Season: 6, vs. Western Carolina, 11/11/16  
ACC: 2, at Wake Forest, 1/18/17

### 3-Point Field Goals

Season: --  
ACC: --

### 3-Point Field Goal Attempts

Season: --  
ACC: --

### Minutes

Season: 11, at North Florida, 11/16/16  
ACC: 3, vs. NC State, 12/31/16


## MILLER CAREER STATISTICS

Season	GP	GS	Min.	Avg.	FG	FGA	Pct.	3-Point			Free Throws			Rebounds				Scoring							
								FG	FGA	Pct.	FT	FTA	Pct.	Off.	Def.	Tot.	Avg.	PF	FO	Ast.	TO	Blk	Stl	Pts.	Avg.
2016-17	14	0	56	4.0	5	11	.455	0	0	.000	4	9	.444	4	4	8	0.6	6	0	0	1	1	0	14	1.0

### MILLER 2016-17

Opponent	Date	GS	TOTAL				3-PTS			FREE THROWS			REBOUNDS				PF	FO	A	TO	Blk	Stl	Pts	Avg
			Min	FG	FGA	Pct	3FG	FGA	Pct	FT	FTA	Pct	Off	Def	Tot	Avg								
W Carolina	11-11-16		10	1	4	.250	0	0	.000	3	6	.500	2	0	2	2.0	1	0	0	0	0	0	5	5.0
at North Florida	11-16-16		11	2	2	1.000	0	0	.000	0	0	.000	1	2	3	2.5	2	0	0	0	0	0	4	4.5
Penn	11-19-16		4	1	1	1.000	0	0	.000	0	0	.000	0	0	0	1.7	1	0	0	0	0	0	2	3.7
vs Stanford	11-24-16		DNP																					
vs Iowa State	11-25-16		DNP																					
vs Florida	11-27-16		1	0	0	.000	0	0	.000	0	0	.000	0	0	0	1.3	0	0	0	0	0	0	0	2.8
RUTGERS	11-30-16		2	0	0	.000	0	0	.000	0	1	.000	0	0	0	1.0	1	0	0	0	0	0	0	2.2
vs Wofford	12-03-16		DNP																					
SC STATE	12-06-16		7	0	0	.000	0	0	.000	0	0	.000	0	2	2	1.2	0	0	0	1	0	0	0	1.8
FAU	12-16-16		3	0	0	.000	0	0	.000	0	0	.000	0	0	0	1.0	0	0	0	0	0	0	0	1.6
GEO. WASH.	12-22-16		DNP																					
COLUMBIA	12-28-16		DNP																					
NC STATE	12-31-16		3	0	0	.000	0	0	.000	0	0	.000	0	0	0	0.9	0	0	0	0	1	0	0	1.4
at Syracuse	01-04-17		0	0	0	.000	0	0	.000	0	0	.000	0	0	0	0.8	0	0	0	0	0	0	0	1.2
NOTRE DAME	01-12-17		DNP																					
at Pitt	01-14-17		2	0	1	.000	0	0	.000	0	0	.000	0	0	0	0.7	0	0	0	0	0	0	0	1.1
at Wake Forest	01-18-17		1	0	0	.000	0	0	.000	1	2	.500	0	0	0	0.6	0	0	0	0	0	0	1	1.1
at Duke	01-21-17		DNP																					
BOSTON COLLEGE	01-25-17		DNP - Illness																					
NORTH CAROLINA	01-28-17		DNP - Illness																					
FLORIDA STATE	02-01-17		3	0	0	.000	0	0	.000	0	0	.000	0	0	0	0.6	0	0	0	0	0	0	0	1.0
at NC State	02-04-17		DNP																					
VIRGINIA TECH	02-08-17		DNP																					
at LOUISVILLE	02-11-17		1	0	0	.000	0	0	.000	0	0	.000	0	0	0	0.5	0	0	0	0	0	0	0	0.9
GEORGIA TECH	02-15-17		DNP																					
CLEMSON	02-18-17		DNP																					
at Virginia	02-20-17		DNP																					
DUKE	02-25-17		DNP																					
at Virginia Tech	02-27-17		DNP																					
at Florida State	03-04-17		DNP																					
vs Syracuse	03-08-17		DNP																					
vs North Carolina	03-09-17		8	1	3	.333	0	0	.000	0	0	.000	1	0	1	0.6	1	0	0	0	0	0	2	1.0





# JA'QUAN NEWTON

Jr. | 6-2 | 187 | Guard  
Philadelphia, Pa. | Neumann-Goretti HS

- First name pronounced Juh-Quan.
- Two-guard turned starting point guard.
- Touted as one of the best sixth men in the country in 2015-16.
- Competitor with a real feel for the game. Fearless and relentless.
- Knacker for getting in the lane off the dribble, then makes good decisions in the lane: floater, pass, attack.
- Improved defensively and can play multiple positions, on and off of the ball.
- 185 bench improved from one rep to nine in two seasons. Max bench is 265 lbs.
- Tremendous ability to finish eight feet and in. Working to become a better 3-point shooter.
- As a sophomore was touted by Dick Vitale as the country's best sixth man.
- Increased scoring from 4.0 ppg as a rookie to 10.5 ppg as a sophomore, the fifth-best improvement (+6.5) among ACC players.
- Ranked No. 58 in ESPN's Top 100. Ranked No. 1 in the state and 12th-best PG in the country by ESPN.
- Scored 1,972 career points in high school. Averaged 21.7 ppg as a senior, 18.0 as a junior.
- Leading scorer in both the history of the Catholic School League in Philadelphia and in Neumann-Goretti history.
- Owns three PIAA state titles. Scored 33 points and go-ahead bucket in overtime to win PIAA Class AAA Championship in 2014.
- Catholic League MVP.
- NBPA Top 100 Camp and LeBron James Skills Academy.
- Played AAU ball for Team Final, the same squad as Miami teammate Davon Reed.
- Born Ja'Quan Naasir Newton on Aug. 23, 1995 in Philadelphia. Son of the late Lisa Brown, and Joe Newton. Brother to Cary Rudd and Miing Newton.
- Mother passed away March 2014 after three-year battle with breast cancer, one day prior to state championship game in which Newton scored 33 points.
- Father was the 1998 NABC Division II national player of the year out of the University of Central Oklahoma.
- Started playing basketball at age six and first dunk was in eighth grade in an AAU game.
- Played on Cherashore Playground basketball court at 10th and Olney in Philadelphia.
- Played in the Chosen League.
- Also boxed in high school.
- Majoring in sociology at Miami.
- Favorites: Food: Fried chicken. Movie: Friday. Pro athlete: LeBron James. Subject in school: Math. Ice cream flavor: Cookies and Cream. Cartoon: Tom and Jerry. Player when I was a kid: Allen Iverson. Athlete in another sport: Cristiano Ronaldo. Pro sports team: Cavs. Midnight snack: Honey Bun. Book: Cat in the Hat. Cereal: Cinnamon Toast Crunch. TV Show: Martin. Hate to admit it, but I love: Roller skating. When I was little, I wanted to be: NBA player. Now my dream job is: Sports commentator. Why UM: Style of play and city of Miami. Ideal job after hoops: Coach.

2014-15				2015-16			
Opposition	P	R	A	Opposition	P	R	A
Howard	8	0	0	UTRGV	11	2	1
at Florida	5	1	3	Louisiana	11	0	5
vs Drexel	7	1	3	vs. Miss. St.	15	2	5
vs Akron	4	0	1	vs. Utah	5	1	1
vs Charlotte	3	3	3	vs. Butler	17	1	3
at Charlotte	0	0	0	Northeastern	13	2	1
South Alabama	5	1	0	at Nebraska	10	2	2
Illinois	0	2	1	Charlotte	14	4	6
Green Bay	0	0	0	Florida	3	1	3
Savannah State	2	0	0	Charleston	20	7	2
Eastern Kentucky	2	2	3	at La Salle	10	2	3
vs Providence	3	0	1	Princeton	13	4	4
Charleston	6	0	0	Syracuse	14	4	2
Virginia	0	1	1	Florida State	13	1	4
at Duke	4	2	3	at Virginia	6	5	1
at Notre Dame	16	2	5	at Clemson	8	4	1
NC State	0	0	1	at Boston College	12	4	2
at Syracuse	3	0	0	Wake Forest	18	1	1
Georgia Tech	3	0	0	DUKE	15	5	5
at Florida State	2	0	1	at NC State	10	2	2
Louisville	3	1	1	Notre Dame	12	1	2
Clemson	1	1	1	at Georgia Tech	14	4	2
at Wake Forest	5	0	2	Pittsburgh	3	1	1
at Boston College	0	0	0	at Florida State	7	4	2
Virginia Tech	0	0	1	Virginia Tech	DNP		
North Carolina	10	1	4	at North Carolina	3	1	1
at Pittsburgh	4	3	1	Virginia	6	1	2
at Virginia Tech	8	4	3	Louisville	DNP		
vs Virginia Tech	0	3	0	at Notre Dame	DNP		
vs Notre Dame	0	0	0	at Virginia Tech	DNP		
Alabama	1	1	2	vs. Virginia Tech	10	2	4
at Richmond	11	5	2	vs. Virginia	19	1	3
vs Temple	9	4	2	vs. Buffalo	10	2	2
vs Stanford	10	5	2	vs. Wichita State	2	0	1
				vs. Villanova	0	0	2

## NEWTON HIGHS

- Points**  
Season: 23, vs. Boston College, 1/25/17  
Career: 23, vs. Boston College, 1/25/17  
ACC: 23, vs. Boston College, 1/25/17
- Rebounds**  
Season: 9, vs. Columbia, 12/28/16  
Career: 9, vs. Columbia, 12/28/16  
ACC: 7, vs. North Carolina, 1/28/17
- Assists**  
Season: 9, vs. Wofford, 12/3/16  
Career: 9, vs. Wofford, 12/3/16  
ACC: 7 (2x) last at Wake Forest, 1/18/17
- Steals**  
Season: 3 (3x) last vs. Iowa State, 11/25/16  
Career: 4 (2x) last at NC State, 1/30/16  
ACC: 4, at NC State, 1/30/16
- Blocked Shots**  
Season: 1, vs. Rutgers, 11/30/16  
Career: 1 (9x) last vs. Virginia Tech, 3/10/16  
ACC: 1 (3x) last vs. Virginia, 2/22/16
- Field Goals**  
Season: 9, vs. Iowa State, 11/25/16  
Career: 9, vs. Iowa State, 11/25/16  
ACC: 8, vs. Boston College, 1/25/17
- Field Goal Attempts**  
Season: 16 (2x) last vs. Notre Dame, 1/12/17  
Career: 16 (2x) last vs. Notre Dame, 1/12/17  
ACC: 16, vs. Notre Dame, 1/12/17
- Free Throws**  
Season: 7 (2x) last vs. Boston College, 1/25/17  
Career: 9 (2x) last vs. Virginia, 3/11/16  
ACC: 7 (2x) last vs. Boston College, 1/25/17
- Free Throw Attempts**  
Season: 10 (3x) last vs. NC State, 12/31/16  
Career: 11, vs. Virginia, 3/11/16  
ACC: 10 (2x) last vs. NC State, 12/31/16
- 3-Point Field Goals**  
Season: 3, vs. Columbia, 12/28/16  
Career: 3, vs. Columbia, 12/28/16  
ACC: 2 (2x) last at Louisville, 2/11/17
- 3-Point Field Goal Attempts**  
Season: 5, vs. Columbia, 12/28/16  
Career: 5, vs. Columbia, 12/28/16  
ACC: 3 (3x) last at Louisville, 2/11/17
- Minutes**  
Season: 38 (2x) last vs. Florida, 11/27/16  
Career: 38 (2x) last vs. Florida, 11/27/16  
ACC: 36, vs. Notre Dame, 1/12/17

## NEWTON CAREER STATISTICS


Season	GP	GS	Min.	Avg.	FG	FGA	Pct.	3-Point			Free Throws			Rebounds				Scoring							
								FG	FGA	Pct.	FT	FTA	Pct.	Off.	Def.	Tot.	Avg.	PF	FO	Ast.	TO	Blk	Stl	Pts.	Avg.
2014-15	34	3	459	13.5	45	111	.405	4	10	.400	41	64	.641	8	35	43	1.3	34	0	47	39	4	8	135	4.0
2015-16	31	1	703	22.7	105	228	.461	9	26	.346	105	143	.734	16	55	71	2.3	48	0	76	66	5	27	324	10.5
2016-17	29	27	908	31.3	145	320	.453	11	39	.282	87	126	.690	18	85	103	3.6	47	0	99	97	1	31	388	13.4
<b>TOTAL</b>	<b>94</b>	<b>31</b>	<b>2070</b>	<b>22.0</b>	<b>295</b>	<b>659</b>	<b>.448</b>	<b>24</b>	<b>75</b>	<b>.320</b>	<b>233</b>	<b>333</b>	<b>.700</b>	<b>42</b>	<b>175</b>	<b>217</b>	<b>2.3</b>	<b>129</b>	<b>0</b>	<b>222</b>	<b>202</b>	<b>10</b>	<b>66</b>	<b>847</b>	<b>9.0</b>

### NEWTON 2016-17

Opponent	Date	GS	TOTAL			3-PTS			FREE THROWS			REBOUNDS				PF	FO	A	TO	Blk	Stl	Pts	Avg	
			Min	FG	FGA	Pct	3FG	FGA	Pct	FT	FTA	Pct	Off	Def	Tot									Avg
W Carolina	11-11-16	*	25	3	8	.375	0	0	.000	7	10	.700	0	4	4	4.0	2	0	2	2	0	1	13	13.0
at North Florida	11-16-16	*	27	7	10	.700	0	1	.000	2	2	1.000	0	3	3	3.5	3	0	7	0	0	3	16	14.5
Penn	11-19-16	*	34	6	16	.375	1	3	.333	5	6	.833	0	4	4	3.7	0	0	3	5	0	3	18	15.7
vs Stanford	11-24-16	*	37	7	14	.500	0	0	.000	6	10	.600	0	2	2	3.3	2	0	2	1	0	1	20	16.8
vs Iowa State	11-25-16	*	38	9	13	.692	0	0	.000	3	4	.750	0	2	2	3.0	0	0	3	3	0	3	21	17.6
vs Florida	11-27-16	*	38	6	15	.400	0	1	.000	3	3	1.000	2	1	3	3.0	0	0	1	4	0	1	15	17.2
RUTGERS	11-30-16	*	34	5	13	.385	0	2	.000	1	1	1.000	2	4	6	3.4	0	0	3	6	1	1	11	16.3
vs Wofford	12-03-16	*	37	5	8	.625	1	2	.500	4	5	.800	1	1	2	3.3	1	0	9	4	0	0	15	16.1
SC STATE	12-06-16	*	24	4	7	.571	1	2	.500	2	2	1.000	0	1	1	3.0	1	0	5	1	0	0	11	15.6
FAU	12-16-16	*	23	3	9	.333	0	1	.000	2	2	1.000	0	6	6	3.3	2	0	6	1	0	1	8	14.8
GEO. WASH.	12-22-16	*	35	7	12	.583	0	1	.000	0	2	.000	1	1	2	3.2	4	0	5	2	0	1	14	14.7
COLUMBIA	12-28-16	*	30	7	14	.500	3	5	.600	5	8	.625	4	5	9	3.7	1	0	4	10	0	1	22	15.3
NC STATE	12-31-16	*	34	7	15	.467	1	3	.333	6	10	.600	1	3	4	3.7	2	0	1	3	0	1	21	15.8
at Syracuse	01-04-17	*	35	3	12	.250	1	3	.333	1	3	.333	1	3	4	3.7	4	0	7	4	0	1	8	15.2
NOTRE DAME	01-12-17	*	36	5	16	.313	0	1	.000	4	5	.800	1	2	3	3.7	2	0	1	3	0	0	14	15.1
at Pitt	01-14-17	*	30	7	10	.700	0	1	.000	0	1	.000	0	3	3	3.6	0	0	5	7	0	0	14	15.1
at Wake Forest	01-18-17	*	34	3	6	.500	0	0	.000	3	5	.600	1	2	3	3.6	3	0	7	4	0	0	9	14.7
at Duke	01-21-17	*	33	5	13	.385	0	1	.000	3	6	.500	0	3	3	3.6	3	0	1	4	0	1	13	14.6
BOSTON COLLEGE	01-25-17	*	32	8	13	.615	0	1	.000	7	7	1.000	1	4	5	3.6	1	0	2	5	0	2	23	15.1
NORTH CAROLINA	01-28-17	*	27	6	14	.429	0	2	.000	6	6	1.000	1	6	7	3.8	4	0	3	2	0	1	18	15.2
FLORIDA STATE	02-01-17	*	32	4	5	.800	0	0	.000	4	4	1.000	0	3	3	3.8	2	0	2	5	0	1	12	15.0
at NC State	02-04-17	*	34	5	15	.333	0	2	.000	3	4	.750	1	2	3	3.7	1	0	5	2	0	2	13	15.0
VIRGINIA TECH	02-08-17	*	33	7	15	.467	0	1	.000	2	4	.500	0	4	4	3.7	3	0	1	5	0	1	16	15.0
at LOUISVILLE	02-11-17	*	34	5	12	.417	2	3	.667	3	5	.600	0	5	5	3.8	0	0	2	1	0	1	15	15.0
GEORGIA TECH	02-15-17					DNP - Suspension - Violation of team rules																		
CLEMSON	02-18-17					DNP - Suspension - Violation of team rules																		
at Virginia	02-20-17					DNP - Suspension - Violation of team rules																		
DUKE	02-25-17		24	3	10	.300	0	0	.000	1	2	.500	0	5	5	3.8	1	0	0	4	0	1	7	14.7
at Virginia Tech	02-27-17		24	1	5	.200	0	1	.000	0	0	.000	0	0	0	3.7	3	0	4	4	0	0	2	14.2
at Florida State	03-04-17	*	25	1	7	.143	0	0	.000	3	4	.750	0	2	2	3.6	0	0	1	2	0	1	5	13.9
vs Syracuse	03-08-17	*	33	5	9	.556	1	2	.500	0	0	.000	0	4	4	3.6	1	0	6	1	0	1	11	13.8
vs North Carolina	03-09-17	*	26	1	4	.250	0	0	.000	1	5	.200	1	0	1	3.6	1	0	1	2	0	1	3	13.4







# 4 DJ VASILJEVIC

Fr. | 6-3 | 198 | Guard

Melbourne, Australia | Australian Institute of Sport

- Full name is Dejan Vasiljevic, but goes by DJ. Pronounced Day-on Vass-EEL-uh-vitch.
- Sharpshooter from long range.
- Good at getting to the basket and manipulating shot to go around taller players.
- Gained 50 lbs on his bench press since June 2016, now up to 275 lbs.
- Improving quickness due to dropping body fat percentage from 13 percent to 10 percent since his arrival in June 2016.
- In U-20 National Championships in Ipswich, averaged 16.3 ppg, 3.9 rpg and 1.9 apg. Notched 20-plus points in three games, with a high of 25 in his first outing.
- At 2015 FIBA U-19 World Championships in Greece, averaged 13.3 ppg, 3.1 rpg and 1.0 apg.
- At 2014 FIBA U-18 Oceania Championships, averaged of 12.6 ppg, 4.6 rpg and 4.2 apg.
- All-tournament team at the 2014 FIBA U-17s. Averaged 17.4 ppg, 6.6 rpg and 1.3 apg. Led team to silver medal.
- Captain of the U-17 Australian team.
- Leading scorer at the 2013 FIBA Oceania U-16 Championships, putting up 19.3 ppg, 3.7 rpg and 1.0 apg.
- Won national title with Victorian U-18 team.
- 2015 Basketball Without Borders Camp. adidas Nations Tournament in Los Angeles.
- Also played soccer and rugby.
- Born April 26, 1997 in Calgary, Alberta, Canada, but moved to Melbourne, Australia, at age six.
- Of Serbian descent. Speaks English and Serbian languages.
- Son of Todor and Danijela Vasiljevic. Both parents played semi-pro handball. Brother to Ivana.
- Started playing basketball at age 12, with influence from his sister.
- Shaping his game into the mold of Croatian scoring legend, Drazen Petrovic.

- Favorites: Athlete: Kobe. Athlete in another sport: Cristiano Ronaldo. Pro sports team: Lakers. Meal: Chicken schnitzel. Midnight snack: Nutella. Video game: Call of Duty. Ice Cream: Chocolate. Cereal: Nutri grain. Movie: Rush Hour. TV Show: Fresh Prince of Bel Air. Musical Artist: Drake. Former UM athlete: Shane Larkin. Non-basketball sport to watch: Tennis (Novak Djokovic).
- When I played ball as a kid, I pretended I was: Kobe. When I was little, I wanted to be a: Police Officer. Now my dream job is: Accountant.

## VASILJEVIC HIGHS

### Points

Season: 18, at Syracuse, 1/4/17

ACC: 18, at Syracuse, 1/4/17

### Rebounds

Season: 4, at Virginia, 2/20/17

ACC: 4, at Virginia, 2/20/17

### Assists

Season: 2 (2x) last vs. SC State, 12/6/16

ACC: 1 (4x) last vs. Clemson, 2/18/17

### Steals

Season: 1 (9x) last vs. North Carolina, 3/9/17

ACC: 1 (4x) last at Virginia, 2/20/17

### Blocked Shots

Season: 1, vs. Stanford, 11/24/16

ACC: --

### Field Goals

Season: 6, at Syracuse, 1/4/17

ACC: 6, at Syracuse, 1/4/17

### Field Goal Attempts

Season: 13, vs. SC State, 12/6/16

ACC: 12, at Syracuse, 1/4/17

### Free Throws

Season: 3, vs. Rutgers, 11/30/16

ACC: 2 (2x) last at Virginia, 2/20/17

### Free Throw Attempts

Season: 3, vs. Rutgers, 11/30/16

ACC: 2 (4x) last at Virginia Tech, 2/27/17

### 3-Point Field Goals

Season: 6, at Syracuse, 1/4/17

ACC: 6, at Syracuse, 1/4/17

### 3-Point Field Goal Attempts

Season: 12, at Syracuse, 1/4/17

ACC: 12, at Syracuse, 1/4/17

### Minutes

Season: 29, at Virginia, 2/20/17

ACC: 29, at Virginia, 2/20/17

## VASILJEVIC CAREER STATISTICS

Season	GP	GS	Min.	Avg.	3-Point			Free Throws			Rebounds				Scoring										
					FG	FGA	Pct.	FT	FTA	Pct.	Off.	Def.	Tot.	Avg.	PF	FO	Ast.	TO	Blk	Stl	Pts.	Avg.			
2016-17	32	0	561	17.5	64	179	.358	51	145	.352	16	20	.800	5	37	42	1.3	30	0	14	12	1	10	195	6.1

VASILJEVIC 2016-17		TOTAL			3-PTS			FREE THROWS			REBOUNDS				PF				Pts		Avg			
Opponent	Date	GS	Min	FG	FGA	Pct	3FG	FGA	Pct	FT	FTA	Pct	Off	Def	Tot	Avg	PF	FO	A	TO	Blk	Stl	Pts	Avg
W Carolina	11-11-16	23	4	8	.500	3	7	.429	0	0	.000	1	1	2	2.0	4	0	2	0	0	1	11	11.0	
at North Florida	11-16-16	21	4	10	.400	3	6	.500	2	2	1.000	0	1	1	1.5	3	0	0	0	0	1	13	12.0	
Penn	11-19-16	18	4	7	.571	3	5	.600	0	0	.000	0	0	0	1.0	1	0	1	2	0	0	11	11.7	
vs Stanford	11-24-16	22	1	2	.500	1	2	.500	0	0	.000	0	1	1	1.0	1	0	1	1	1	0	3	9.5	
vs Iowa State	11-25-16	16	2	7	.286	1	5	.200	0	0	.000	0	0	0	0.8	1	0	0	1	0	1	5	8.6	
vs Florida	11-27-16	9	0	1	.000	0	1	.000	0	0	.000	0	0	0	0.7	1	0	0	0	0	0	0	7.2	
RUTGERS	11-30-16	11	0	1	.000	0	1	.000	3	3	1.000	0	1	1	0.7	1	0	1	0	0	0	3	6.6	
vs Wofford	12-03-16	20	2	6	.333	2	4	.500	0	0	.000	0	2	2	0.9	1	0	0	0	0	0	6	6.5	
SC STATE	12-06-16	25	5	13	.385	5	11	.455	2	2	1.000	1	1	2	1.0	2	0	2	0	0	0	17	7.7	
FAU	12-16-16	26	1	4	.250	0	3	.000	0	0	.000	1	1	2	1.1	2	0	0	1	0	0	2	7.1	
GEO. WASH.	12-22-16	13	2	5	.400	2	4	.500	0	0	.000	0	3	3	1.3	1	0	0	0	0	0	6	7.0	
COLUMBIA	12-28-16	15	1	4	.250	1	4	.250	0	0	.000	0	1	1	1.3	1	0	1	0	0	1	3	6.7	
NC STATE	12-31-16	8	1	1	1.000	1	1	1.000	0	0	.000	0	2	2	1.3	0	0	0	0	0	0	3	6.4	
at Syracuse	01-04-17	28	6	12	.500	6	12	.500	0	2	.000	0	0	0	1.2	0	0	0	0	0	1	18	7.2	
NOTRE DAME	01-12-17	19	1	6	.167	1	5	.200	0	0	.000	0	0	0	1.1	2	0	1	0	0	1	3	6.9	
at Pitt	01-14-17	18	2	6	.333	2	6	.333	0	0	.000	1	1	2	1.2	0	0	1	0	0	0	6	6.9	
at Wake Forest	01-18-17	13	1	6	.167	1	6	.167	0	0	.000	0	0	0	1.1	1	0	0	0	0	0	3	6.6	
at Duke	01-21-17	8	0	2	.000	0	2	.000	0	0	.000	0	1	1	1.1	1	0	0	1	0	0	0	6.3	
BOSTON COLLEGE	01-25-17	16	1	6	.167	1	6	.167	0	0	.000	0	1	1	1.1	0	0	0	0	0	0	3	6.1	
NORTH CAROLINA	01-28-17	15	1	5	.200	1	4	.250	0	0	.000	0	1	1	1.1	0	0	0	0	0	0	3	6.0	
FLORIDA STATE	02-01-17	8	1	2	.500	1	2	.500	0	0	.000	1	0	1	1.1	0	0	0	0	0	0	3	5.8	
at NC State	02-04-17	9	0	1	.000	0	1	.000	0	0	.000	0	1	1	1.1	0	0	0	0	0	0	0	5.5	
VIRGINIA TECH	02-08-17	10	2	5	.400	1	2	.500	0	0	.000	0	1	1	1.1	0	0	0	0	0	0	5	5.5	
at LOUISVILLE	02-11-17	11	1	3	.333	1	2	.500	0	0	.000	0	0	0	1.0	0	0	0	0	0	1	3	5.4	
GEORGIA TECH	02-15-17	28	4	9	.444	3	6	.500	2	2	1.000	0	2	2	1.1	0	0	1	1	0	0	13	5.7	
CLEMSON	02-18-17	21	2	5	.400	1	4	.250	0	0	.000	0	3	3	1.2	0	0	1	2	0	0	5	5.7	
at Virginia	02-20-17	29	3	6	.500	2	5	.400	2	2	1.000	0	4	4	1.3	1	0	0	0	0	1	10	5.9	
DUKE	02-25-17	20	0	3	.000	0	3	.000	0	0	.000	0	2	2	1.3	1	0	0	0	0	0	0	5.6	
at Virginia Tech	02-27-17	21	3	8	.375	2	6	.333	1	2	.500	0	1	1	1.3	0	0	0	0	0	0	9	5.8	
at Florida State	03-04-17	19	3	7	.429	2	5	.400	1	2	.500	0	3	3	1.3	0	0	0	1	0	0	9	5.9	
vs Syracuse	03-08-17	22	4	9	.444	3	7	.429	2	2	1.000	0	1	1	1.3	3	0	1	0	0	1	13	6.1	
vs North Carolina	03-09-17	19	2	9	.222	1	7	.143	1	1	1.000	0	1	1	1.3	2	0	1	2	0	1	6	6.1	



# 32 SAM WAARDENBURG

Fr. | 6-9 | 205 | Forward  
Henderson, New Zealand | Rangitoto College HS

**At Miami:** Joined team Dec. 29, 2016 after signing a grant-in-aid ... Eligible immediately, but expected to begin competition in fall of 2017.

**Prior to Miami:** Won tournament MVP honors when he helped Rangitoto College win the SAS Secondary Schools National Championship. In the final game, he had 18 points, eight rebounds and four blocks ... Internationally, has represented New Zealand in the 3x3 Under 18 World Championship in Kazakhstan ... On the Under 17 men's team that won silver at the age-groups FIBA Oceania Championships ... Under 16 men's team that won bronze at the Australian State Championships ... Played in adidas Nations Tournament in Los Angeles, averaging 13.4 points and 6.4 rebounds in five outings. He was 7-of-11 from long range in the event and named one of the top 10 players of the camp ... Played in the National Basketball Players Association (NBPA) Top 100 High School Basketball Camp in Virginia ... Named the most outstanding player at both the Nike All Asia Camp in Beijing and the Basketball Without Borders Camp in Australia ... Spent time with the Supercity Rangers and the Breakers Academy, which led him to a role as a development player for the SKYCITY Breakers ... Played games in the United States with Harbour Basketball

**Personal:** Chose Miami over considerations from Virginia, SMU and Utah ... Joins current Hurricane DJ Vasiljevic and incoming freshman Deng Gak, both of Australia, as the third player from the Australasia region of the South Pacific.




# 2 MIKE ROBINSON

So. | 5-10 | 170 | Guard  
New Britain, Conn. | New Britain HS

**Book Buster Honor Roll (3.0+ GPA):** Fall 2015, Spring 2016

- Team manager turned walk on.
- Nicknames are Mike Rob and Springs.
- As a freshman (2015-16) scored six points, all from long range, in one minute against Utah in the Puerto Rico Tip Off.
- Good athlete who played basketball, football and was on track team, participating in the high jump, long jump, triple jump and 4x100 relay team, in high school.
- Two-year varsity basketball captain. One-year football and track captain.
- William F. Burns Memorial Award and Scholarship. Harry L. Stromquist Memorial Scholarship.
- 2014 Connecticut Association of Schools Scholar-Athlete. Academic all-conference in basketball four seasons.
- Born Michael Andre Robinson May 2, 1996 in New Britain, Conn. Son of Eugene and Veronica Robinson. Brother to Eugene.
- Majoring in finance.
- Favorites: Athlete: Kobe Bryant. Pro Team: Lakers. Athlete in another sport: Cam Newton. Meal: Fried Chicken, Macaroni & Cheese, Corn Bread, Candied yams. Midnight snack: Cinnamon Toast Crunch. Ice Cream: Strawberry. Movie: Love & Basketball. TV Show: Power.
- My first job was: At Target. My dream job is: Financial advisor or manager.

2016-17			
Opposition	P	R	A
W. Carolina	0	0	0
at North Florida	0	0	0
SC State	1	1	0
Pitt	0	0	0
at Duke	0	0	0
UNC	0	0	0
2015-16			
Opposition	P	R	A
UT RGV	3	1	0
Mississippi State	0	0	0
Utah	6	0	0
Charlotte	0	0	0
Co. of Charleston	0	0	0
La Salle	3	0	0
North Carolina	0	0	0
Virginia Tech	0	0	0
vs. Villanova	0	0	0



# 35 CHRIS STOWELL

Jr. | 6-6 | 208 | Forward  
Exeter, N.H. | Tilton School | Exeter HS

**All-ACC Academic Honor Roll - 2014-15**

**President's List (4.0 GPA):** Spring 2016, Fall 2015, Spring 2015

**Provost Honor Roll (3.75+ GPA):** Spring 2016, Fall 2015, Spring 2015, Fall 2014

**Dean's List (3.5+ GPA):** Spring 2016, Fall 2015, Spring 2015, Fall 2014

**Athletic Director's Honor Roll (3.2+ GPA):** Spring 2016, Fall 2015, Spring 2015, Fall 2014

**Book Buster Honor Roll (3.0+ GPA):** Spring 2016, Fall 2015, Spring 2015, Fall 2014

- Last name is pronounced stole.
- Good athleticism and is improving his strength.
- Looking to expand his offensive game to shoot 3-pointers.
- Walk on from New Hampshire who played postgraduate year at Tilton School. Earned postseason coaches award.
- At Exeter High School helped Blue Hawks to state playoffs in both the 2011-12 and 2012-13 seasons. Reached quarterfinals senior year.
- In 2012-13 assisted team to championship game of the 50th Annual Queen City Invitational by scoring 10 points and going 6-for-6 from line in semifinal game.
- Twice earned scholar-athlete award. Honor roll.
- Foote Fellow at UM - a program that is offered to a select number of incoming freshmen who have a record of curricular and co-curricular distinction in high school and exhibit an interest in and capacity for independent and self-motivated learning.
- Born Christopher Michael Stowell on Dec. 29, 1994 in Exeter, N.H.
- Son of Bill and Maria. Brother to Bill, Jr., who played basketball at Plymouth State University.
- Student-Athlete Advisory Committee representative at UM.
- Majoring in entrepreneurship and business technology with minors in international business and sports administration.
- Speaks English, Spanish, some Italian, a little Russian, and is learning Chinese and Hebrew.
- Started playing basketball at age five.
- Favorites: Athlete: Matt Bonner. Athlete in another sport: Alex Rodriguez. Song right now: Hype by Drake. Pro sports team: New York Yankees. Meal: Sloppy Joes. Midnight snack: Ice Cream. Video game: Star Wars Battlefront. Class at UM: Accounting. Book: Harry Potter. Ice Cream: Peanut Butter. Cereal: Cinnamon Toast Crunch. Movie: The Town. TV Show: Game of Thrones. Musical Artist: Drake. Cuban Food: Pastelitos.
- When I played ball as a kid, I pretended I was: Kobe Bryant. My first job was: Golf course cart boy. When I was little, I wanted to be a: Golfer. Now my dream job is: Entrepreneur.

2016-17			
Opposition	P	R	A
W. Carolina	0	0	0
at North Florida	0	0	0
SC State	0	2	0
at Duke	0	0	0
UNC	0	0	0
2015-16			
Opposition	P	R	A
UTRGV	0	0	0
Mississippi State	0	0	0
Utah	0	0	0
Charlotte	0	1	0
Co. of Charleston	0	1	0
La Salle	0	1	0
at North Carolina	0	0	0
at Virginia Tech	0	0	0
vs. Villanova	0	0	0
2014-15			
Opposition	P	R	A
Howard	0	0	1
Charleston	0	0	0
Virginia Tech	0	0	0
at Virginia Tech	0	0	0



THE STAT CREW SYSTEM  
Miami Team Game-by-Game (as of Mar 13, 2017)  
All games

TEAM STATISTICS

Opponent	Date	Score		Total		3-Pointers		Free throws		Rebounds				pf	a	t/o	blk	stl	pts	avg
				fg-fga	pct	3fg-fga	pct	ft-fta	pct	off	def	tot	avg							
WESTERN CAROLINA	11-11-16	92-43	W	31-62	.500	6-13	.462	24-36	.667	15	37	52	52.0	15	15	10	8	9	92	92.0
at North Florida	11-16-16	94-56	W	37-68	.544	7-20	.350	13-16	.813	15	31	46	49.0	19	14	10	2	9	94	93.0
PENN	11-19-16	74-62	W	28-62	.452	6-20	.300	12-13	.923	12	25	37	45.0	14	10	16	5	11	74	86.7
vs Stanford	11-24-16	67-53	W	23-50	.460	5-13	.385	16-24	.667	7	23	30	41.2	18	7	11	4	8	67	81.8
vs Iowa State	11-25-16	56-73	L	18-50	.360	2-16	.125	18-22	.818	8	29	37	40.4	18	6	19	2	7	56	76.6
vs Florida	11-27-16	56-65	L	23-61	.377	4-14	.286	6-9	.667	16	21	37	39.8	16	8	13	2	4	56	73.2
RUTGERS	11-30-16	73-61	W	26-54	.481	3-12	.250	18-22	.818	15	29	44	40.4	17	9	19	8	7	73	73.1
vs Wofford	12-03-16	74-57	W	24-48	.500	7-15	.467	19-21	.905	10	28	38	40.1	12	15	16	2	7	74	73.2
SOUTH CAROLINA STAT	12-06-16	82-46	W	31-58	.534	10-25	.400	10-16	.625	13	32	45	40.7	12	24	12	7	6	82	74.2
FLORIDA ATLANTIC	12-16-16	76-56	W	25-55	.455	8-19	.421	18-27	.667	16	32	48	41.4	18	13	12	3	7	76	74.4
GEORGE WASHINGTON	12-22-16	72-64	W	25-57	.439	7-14	.500	15-19	.789	12	22	34	40.7	14	10	6	3	5	72	74.2
COLUMBIA	12-28-16	78-67	W	29-53	.547	8-20	.400	12-21	.571	10	24	34	40.2	18	15	20	7	10	78	74.5
NC STATE	12-31-16	81-63	W	31-65	.477	6-20	.300	13-23	.565	17	24	41	40.2	17	8	8	2	9	81	75.0
at Syracuse	01-04-17	55-70	L	21-54	.389	11-26	.423	2-10	.200	12	14	26	39.2	15	15	15	2	4	55	73.6
NOTRE DAME	01-12-17	62-67	L	24-63	.381	6-18	.333	8-14	.571	19	28	47	39.7	12	7	13	12	3	62	72.8
at Pitt	01-14-17	72-46	W	30-54	.556	10-21	.476	2-3	.667	8	29	37	39.6	14	17	18	6	6	72	72.8
at Wake Forest	01-18-17	79-96	L	26-60	.433	8-23	.348	19-25	.760	10	20	30	39.0	26	14	9	1	3	79	73.1
at Duke	01-21-17	58-70	L	22-55	.400	7-16	.438	7-15	.467	12	24	36	38.8	18	10	18	3	6	58	72.3
BOSTON COLLEGE	01-25-17	78-77	W	27-54	.500	6-18	.333	18-24	.750	7	28	35	38.6	15	12	15	5	7	78	72.6
NORTH CAROLINA	01-28-17	77-62	W	23-56	.411	7-20	.350	24-30	.800	11	30	41	38.8	20	14	10	6	8	77	72.8
FLORIDA STATE	02-01-17	57-75	L	19-42	.452	2-11	.182	17-22	.773	10	16	26	38.1	11	5	14	1	5	57	72.0
at NC State	02-04-17	84-79	W	31-62	.500	11-21	.524	11-14	.786	17	19	36	38.0	12	16	11	2	5	84	72.6
VIRGINIA TECH	02-08-17	74-68	W	29-64	.453	7-21	.333	9-13	.692	10	22	32	37.8	17	15	10	5	6	74	72.7
at Louisville	02-11-17	66-71	L	23-52	.442	5-15	.333	15-21	.714	10	22	32	37.5	17	13	8	4	4	66	72.4
GEORGIA TECH	02-15-17	70-61	W	21-38	.553	6-12	.500	22-27	.815	5	26	31	37.3	6	9	17	2	8	70	72.3
CLEMSON	02-18-17	71-65	W	28-56	.500	6-19	.316	9-13	.692	9	23	32	37.1	13	19	7	3	6	71	72.2
at Virginia	02-20-17	54-48	Wot	15-41	.366	4-19	.211	20-22	.909	6	28	34	37.0	18	9	15	3	4	54	71.6
DUKE	02-25-17	55-50	W	22-58	.379	1-8	.125	10-14	.714	13	29	42	37.1	10	8	10	5	9	55	71.0
at Virginia Tech	02-27-17	61-66	L	21-49	.429	7-21	.333	12-17	.706	5	21	26	36.8	20	15	9	1	6	61	70.6
at Florida State	03-04-17	57-66	L	18-43	.419	8-17	.471	13-19	.684	4	23	27	36.4	14	9	13	2	4	57	70.2
vs Syracuse	03-08-17	62-57	W	22-51	.431	9-23	.391	9-12	.750	9	22	31	36.3	15	13	8	2	4	62	69.9
vs North Carolina	03-09-17	53-78	L	19-53	.358	5-21	.238	10-16	.625	11	18	29	36.0	17	7	15	4	7	53	69.4
Miami		2220		792-1748	.453	205-571	.359	431-600	.718	354	799	1153	36.0	498	381	407	124	204	2220	69.4
Opponents		2038		731-1764	.414	202-611	.331	374-508	.736	309	698	1007	31.5	535	377	380	98	196	2038	63.7

Games played: 32  
Points/game: 69.4  
FG Pct: 45.3  
3FG Pct: 35.9  
FT Pct: 71.8

Rebounds/game: 36.0  
Assists/game: 11.9  
Turnovers/game: 12.7  
Assist/turnover ratio: 0.9  
Steals/game: 6.4  
Blocks/game: 3.9

THE STAT CREW SYSTEM  
Miami Opponent Game-by-Game (as of Mar 13, 2017)  
All games

OPPONENT STATISTICS

Opponent	Date	Score		Total		3-Pointers		Free throws		Rebounds				pf	a	t/o	blk	stl	pts	avg
				fg-fga	pct	3fg-fga	pct	ft-fta	pct	off	def	tot	avg							
WESTERN CAROLINA	11-11-16	92-43	W	17-67	.254	7-33	.212	2-3	.667	14	22	36	36.0	29	10	16	3	3	43	43.0
at North Florida	11-16-16	94-56	W	21-61	.344	7-24	.292	7-13	.538	13	18	31	33.5	17	9	14	5	2	56	49.5
PENN	11-19-16	74-62	W	22-56	.393	9-23	.391	9-13	.692	12	22	34	33.7	14	12	21	4	9	62	53.7
vs Stanford	11-24-16	67-53	W	21-51	.412	3-12	.250	8-11	.727	9	25	34	33.8	25	10	18	2	5	53	53.5
vs Iowa State	11-25-16	56-73	L	25-61	.410	8-19	.421	15-18	.833	9	27	36	34.2	21	10	10	1	10	73	57.4
vs Florida	11-27-16	56-65	L	24-52	.462	3-9	.333	14-20	.700	9	24	33	34.0	15	11	9	11	9	65	58.7
RUTGERS	11-30-16	73-61	W	23-63	.365	3-16	.188	12-16	.750	13	17	30	33.4	18	9	11	2	12	61	59.0
vs Wofford	12-03-16	74-57	W	21-58	.362	5-23	.217	10-15	.667	13	16	29	32.9	17	10	13	3	8	57	58.8
SOUTH CAROLINA STAT	12-06-16	82-46	W	18-62	.290	4-14	.286	6-8	.750	13	18	31	32.7	14	6	10	2	5	46	57.3
FLORIDA ATLANTIC	12-16-16	76-56	W	19-57	.333	3-17	.176	15-18	.833	9	20	29	32.3	19	7	9	3	4	56	57.2
GEORGE WASHINGTON	12-22-16	72-64	W	23-56	.411	7-22	.318	11-15	.733	13	22	35	32.5	14	11	12	3	5	64	57.8
COLUMBIA	12-28-16	78-67	W	26-55	.473	4-11	.364	11-16	.688	4	20	24	31.8	19	18	16	1	9	67	58.6
NC STATE	12-31-16	81-63	W	21-54	.389	10-23	.435	11-18	.611	13	20	33	31.9	20	11	15	1	3	63	58.9
at Syracuse	01-04-17	55-70	L	25-44	.568	8-19	.421	12-14	.857	5	25	30	31.8	11	16	15	4	6	70	59.7
NOTRE DAME	01-12-17	62-67	L	25-67	.373	5-20	.250	12-14	.857	14	24	38	32.2	11	15	6	1	9	67	60.2
at Pitt	01-14-17	72-46	W	18-53	.340	5-17	.294	5-8	.625	8	15	23	31.6	7	9	14	1	3	46	59.3
at Wake Forest	01-18-17	79-96	L	30-52	.577	9-19	.474	27-33	.818	5	27	32	31.6	25	17	9	2	3	96	61.5
at Duke	01-21-17	58-70	L	24-52	.462	5-16	.313	17-23	.739	7	27	34	31.8	19	9	10	2	9	70	61.9
BOSTON COLLEGE	01-25-17	78-77	W	29-62	.468	9-23	.391	10-15	.667	9	24	33	31.8	18	16	12	2	9	77	62.7
NORTH CAROLINA	01-28-17	77-62	W	21-60	.350	7-24	.292	13-19	.684	12	24	36	32.0	25	12	14	3	2	62	62.7
FLORIDA STATE	02-01-17	57-75	L	27-52	.519	7-18	.389	14-15	.933	10	17	27	31.8	19	12	9	4	11	75	63.3
at NC State	02-04-17	84-79	W	27-48	.563	11-18	.611	14-17	.824	5	16	21	31.3	12	15	11	11	5	79	64.0
VIRGINIA TECH	02-08-17	74-68	W	22-46	.478	4-13	.308	20-25	.800	4	28	32	31.3	15	12	15	1	5	68	64.2
at Louisville	02-11-17	66-71	L	22-56	.393	11-28	.393	16-20	.800	14	22	36	31.5	18	13	9	4	4	71	64.5
GEORGIA TECH	02-15-17	70-61	W	25-52	.481	9-23	.391	2-3	.667	2	15	17	31.0	18	17	12	5	8	61	64.3
CLEMSON	02-18-17	71-65	W	27-59	.458	3-17	.176	8-15	.533	13	23	36	31.2	13	8	7	1	3	65	64.3
at Virginia	02-20-17	54-48	Wot	16-51	.314	3-12	.250	13-20	.650	11	20	31	31.1	18	7	9	2	8	48	63.7
DUKE	02-25-17	55-50	W	21-66	.318	5-21	.238	3-9	.333	21	25	46	31.7	11	9	13	5	6	50	63.2
at Virginia Tech	02-27-17	61-66	L	19-37	.514	10-20	.500	18-26	.692	1	23	24	31.4	12	12	11	0	3	66	63.3
at Florida State	03-04-17	57-66	L	25-57	.439	4-19	.211	12-17	.706	11	23	34	31.5	16	13	9	4	3	66	63.4
vs Syracuse	03-08-17	62-57	W	19-44	.432	7-21	.333	12-13	.923	4	22	26	31.3	13	10	10	4	6	57	63.2
vs North Carolina	03-09-17	53-78	L	28-53	.528	7-17	.412	15-18	.833	9	27	36	31.5	12	21	11	1	9	78	63.7
Opponents		2038		731-1764	.414	202-611	.331	374-508	.736	309	698	1007	31.5	535	377	380	98	196	2038	63.7
Miami		2220		792-1748	.453	205-571	.359	431-600	.718	354	799	1153	36.0	498	381	407	124	204	2220	69.4

Games played: 32  
Points/game: 63.7  
FG Pct: 41.4  
3FG Pct: 33.1  
FT Pct: 73.6

Rebounds/game: 31.5  
Assists/game: 11.8  
Turnovers/game: 11.9  
Assist/turnover ratio: 1.0  
Steals/game: 6.1  
Blocks/game: 3.1

THE STAT CREW SYSTEM  
Miami Team Game-by-Game Comparison (as of Mar 13, 2017)  
All games

Opponent	1st	2nd	Score	Mar	Total FG	FG Pct	3-Pointers	3FG Pct	Free Throws	FT Pct	Rebounds	Assist	T/Over	Block	Steal	Fouls
WESTERN CAROLINA	41/18	51/25	92-43	+49	31-62/17-67	.500/.254	6-13/7-33	.462/.212	24-36/2-3	.667/.667	52/36	15/10	10/16	8/3	9/3	15/29
North Florida	48/20	46/36	94-56	+38	37-68/21-61	.544/.344	7-20/7-24	.350/.292	13-16/7-13	.813/.538	46/31	14/9	10/14	2/5	9/2	19/17
PENN	28/23	46/39	74-62	+12	28-62/22-56	.452/.393	6-20/9-23	.300/.391	12-13/9-13	.923/.692	37/34	10/12	16/21	5/4	11/9	14/14
Stanford	23/27	44/26	67-53	+14	23-50/21-51	.460/.412	5-13/3-12	.385/.250	16-24/8-11	.667/.727	30/34	7/10	11/18	4/2	8/5	18/25
Iowa State	29/35	27/38	56-73	(17)	18-50/25-61	.360/.410	2-16/8-19	.125/.421	18-22/15-18	.818/.833	37/36	6/10	19/10	2/1	7/10	18/21
Florida	30/34	26/31	56-65	(9)	23-61/24-52	.377/.462	4-14/3-9	.286/.333	6-9/14-20	.667/.700	37/33	8/11	13/9	2/11	4/9	16/15
RUTGERS	34/28	39/33	73-61	+12	26-54/23-63	.481/.365	3-12/3-16	.250/.188	18-22/12-16	.818/.750	44/30	9/9	19/11	8/2	7/12	17/18
Wofford	36/24	38/33	74-57	+17	24-48/21-58	.500/.362	7-15/5-23	.467/.217	19-21/10-15	.905/.667	38/29	15/10	16/13	2/3	7/8	12/17
SOUTH CAROLINA STATE	42/14	40/32	82-46	+36	31-58/18-62	.534/.290	10-25/4-14	.400/.286	10-16/6-8	.625/.750	45/31	24/6	12/10	7/2	6/5	12/14
FLORIDA ATLANTIC	39/24	37/32	76-56	+20	25-55/19-57	.455/.333	8-19/3-17	.421/.176	18-27/15-18	.667/.833	48/29	13/7	12/9	3/3	7/4	18/19
GEORGE WASHINGTON	38/30	34/34	72-64	+8	25-57/23-56	.439/.411	7-14/7-22	.500/.318	15-19/11-15	.789/.733	34/35	10/11	6/12	3/3	5/5	14/14
COLUMBIA	41/31	37/36	78-67	+11	29-53/26-55	.547/.473	8-20/4-11	.400/.364	12-21/11-16	.571/.688	34/24	15/18	20/16	7/1	10/9	18/19
NC STATE	41/32	40/31	81-63	+18	31-65/21-54	.477/.389	6-20/10-23	.300/.435	13-23/11-18	.565/.611	41/33	8/11	8/15	2/1	9/3	17/20
Syracuse	26/34	29/36	55-70	(15)	21-54/25-44	.389/.568	11-26/8-19	.423/.421	2-10/12-14	.200/.857	26/30	15/16	15/15	2/4	4/6	15/11
NOTRE DAME	28/28	34/39	62-67	(5)	24-63/25-67	.381/.373	6-18/5-20	.333/.250	8-14/12-14	.571/.857	47/38	7/15	13/6	12/1	3/9	12/11
Pitt	36/27	36/19	72-46	+26	30-54/18-53	.556/.340	10-21/5-17	.476/.294	2-3/5-8	.667/.625	37/23	17/9	18/14	6/1	6/3	14/7
Wake Forest	34/48	45/48	79-96	(17)	26-60/30-52	.433/.577	8-23/9-19	.348/.474	19-25/27-33	.760/.818	30/32	14/17	9/9	1/2	3/3	26/25
Duke	36/25	22/45	58-70	(12)	22-55/24-52	.400/.462	7-16/5-16	.438/.313	7-15/17-23	.467/.739	36/34	10/9	18/10	3/2	6/9	18/19
BOSTON COLLEGE	30/22	48/55	78-77	+1	27-54/29-62	.500/.468	6-18/9-23	.333/.391	18-24/10-15	.750/.667	35/33	12/16	15/12	5/2	7/9	15/18
NORTH CAROLINA	39/22	38/40	77-62	+15	23-56/21-60	.411/.350	7-20/7-24	.350/.292	24-30/13-19	.800/.684	41/36	14/12	10/14	6/3	8/2	20/25
FLORIDA STATE	34/31	23/44	57-75	(18)	19-42/27-52	.452/.519	2-11/7-18	.182/.389	17-22/14-15	.773/.933	26/27	5/12	14/9	1/4	5/11	11/19
NC State	36/45	48/34	84-79	+5	31-62/27-48	.500/.563	11-21/11-18	.524/.611	11-14/14-17	.786/.824	36/21	16/15	11/11	2/11	5/5	12/12
VIRGINIA TECH	40/34	34/34	74-68	+6	29-64/22-46	.453/.478	7-21/4-13	.333/.308	9-13/20-25	.692/.800	32/32	15/12	10/15	5/1	6/5	17/15
Louisville	33/26	33/45	66-71	(5)	23-52/22-56	.442/.393	5-15/11-28	.333/.393	15-21/16-20	.714/.800	32/36	13/13	8/9	4/4	4/4	17/18
GEORGIA TECH	38/32	32/29	70-61	+9	21-38/25-52	.553/.481	6-12/9-23	.500/.391	22-27/2-3	.815/.667	31/17	9/17	17/12	2/5	8/8	6/18
CLEMSON	35/33	36/32	71-65	+6	28-56/27-59	.500/.458	6-19/3-17	.316/.176	9-13/8-15	.692/.533	32/36	19/8	7/7	3/1	6/3	13/13
Virginia	20/19	23/24	54-48	+6	15-41/16-51	.366/.314	4-19/3-12	.211/.250	20-22/13-20	.909/.650	34/31	9/7	15/9	3/2	4/8	18/18
DUKE	22/21	33/29	55-50	+5	22-58/21-66	.379/.318	1-8/5-21	.125/.238	10-14/3-9	.714/.333	42/46	8/9	10/13	5/5	9/6	10/11
Virginia Tech	26/27	35/39	61-66	(5)	21-49/19-37	.429/.514	7-21/10-20	.333/.500	12-17/18-26	.706/.692	26/24	15/12	9/11	1/0	6/3	20/12
Florida State	34/37	23/29	57-66	(9)	18-43/25-57	.419/.439	8-17/4-19	.471/.211	13-19/12-17	.684/.706	27/34	9/13	13/9	2/4	4/3	14/16
Syracuse	36/28	26/29	62-57	+5	22-51/19-44	.431/.432	9-23/7-21	.391/.333	9-12/12-13	.750/.923	31/26	13/10	8/10	2/4	4/6	15/13
North Carolina	29/34	24/44	53-78	(25)	19-53/28-53	.358/.528	5-21/7-17	.238/.412	10-16/15-18	.625/.833	29/36	7/21	15/11	4/1	7/9	17/12

Note: Game totals are displayed in the format TEAM/OPPONENT for each category



THE STAT CREW SYSTEM  
Miami Game-by-Game Highs (as of Mar 13, 2017)  
All games

Opponent	Date	Score	Points	Rebounds	Assists	Steals	Blocked shots
WESTERN CAROLINA	11-11-16	92-43	14-Ebuka Izundu	8-Bruce Brown Kamari Murphy	5-Bruce Brown	3-Anthony Lawrence	3-Anthony Lawrence
at North Florida	11-16-16	94-56	17-Davon Reed	9-Kamari Murphy	7-Ja'Quan Newton	3-Ja'Quan Newton	1-Anthony Lawrence Dewan Huell
PENN	11-19-16	74-62	18-Ja'Quan Newton	8-Kamari Murphy	3-Ja'Quan Newton	4-Anthony Lawrence	3-Bruce Brown
vs Stanford	11-24-16	67-53	20-Ja'Quan Newton	7-Kamari Murphy	2-Bruce Brown Ja'Quan Newton	4-Anthony Lawrence	2-Kamari Murphy
vs Iowa State	11-25-16	56-73	21-Ja'Quan Newton	12-Kamari Murphy	3-Ja'Quan Newton	3-Ja'Quan Newton	1-Ebuka Izundu Dewan Huell
vs Florida	11-27-16	56-65	15-Bruce Brown Ja'Quan Newton	10-Kamari Murphy	2-Anthony Lawrence Davon Reed	2-Bruce Brown	1-Kamari Murphy Dewan Huell
RUTGERS	11-30-16	73-61	18-Davon Reed	9-Bruce Brown	3-Ja'Quan Newton Davon Reed	2-Dewan Huell Anthony Lawrence	3-Ebuka Izundu Kamari Murphy
vs Wofford	12-03-16	74-57	15-Ja'Quan Newton	10-Kamari Murphy	9-Ja'Quan Newton	3-Davon Reed Bruce Brown	1-Kamari Murphy Ebuka Izundu
SOUTH CAROLINA STATE	12-06-16	82-46	17-DJ Vasiljevic	11-Bruce Brown	10-Bruce Brown	3-Davon Reed	3-Ebuka Izundu
FLORIDA ATLANTIC	12-16-16	76-56	21-Davon Reed	10-Dewan Huell Kamari Murphy	6-Bruce Brown Ja'Quan Newton	2-Bruce Brown	2-Davon Reed
GEORGE WASHINGTON	12-22-16	72-64	17-Davon Reed	12-Bruce Brown	5-Ja'Quan Newton	3-Davon Reed	1-Anthony Lawrence Dewan Huell Ebuka Izundu
COLUMBIA	12-28-16	78-67	22-Ja'Quan Newton	9-Ja'Quan Newton	5-Bruce Brown	3-Anthony Lawrence Bruce Brown	2-Dewan Huell Anthony Lawrence
NC STATE	12-31-16	81-63	21-Ja'Quan Newton	10-Kamari Murphy	4-Bruce Brown	3-Bruce Brown	1-Rodney Miller Bruce Brown
at Syracuse	01-04-17	55-70	18-DJ Vasiljevic	7-Bruce Brown	7-Ja'Quan Newton	1-Dewan Huell Bruce Brown DJ Vasiljevic Ja'Quan Newton	1-Kamari Murphy Ebuka Izundu
NOTRE DAME	01-12-17	62-67	21-Davon Reed	12-Kamari Murphy	3-Davon Reed	1-DJ Vasiljevic Bruce Brown Anthony Lawrence	3-Ebuka Izundu Bruce Brown Davon Reed
at Pitt	01-14-17	72-46	18-Davon Reed	8-Kamari Murphy	5-Ja'Quan Newton Davon Reed	2-Anthony Lawrence Bruce Brown	2-Dewan Huell Davon Reed
at Wake Forest	01-18-17	79-96	24-Davon Reed	8-Dewan Huell	7-Ja'Quan Newton	2-Davon Reed	1-Dewan Huell
at Duke	01-21-17	58-70	19-Davon Reed	15-Kamari Murphy	6-Bruce Brown	3-Davon Reed	2-Kamari Murphy
BOSTON COLLEGE	01-25-17	78-77	23-Ja'Quan Newton	7-Kamari Murphy	4-Bruce Brown Davon Reed	2-Bruce Brown Ja'Quan Newton	3-Davon Reed
NORTH CAROLINA	01-28-17	77-62	30-Bruce Brown	9-Kamari Murphy	5-Bruce Brown	3-Anthony Lawrence	2-Ebuka Izundu Bruce Brown
FLORIDA STATE	02-01-17	57-75	17-Bruce Brown	5-Kamari Murphy Bruce Brown	2-Ja'Quan Newton	2-Kamari Murphy Bruce Brown	1-Dewan Huell
at NC State	02-04-17	84-79	26-Davon Reed	7-Davon Reed	6-Bruce Brown	2-Ja'Quan Newton	1-Anthony Lawrence Ebuka Izundu
VIRGINIA TECH	02-08-17	74-68	18-Davon Reed	5-Kamari Murphy Bruce Brown Dewan Huell	6-Davon Reed	2-Anthony Lawrence	3-Dewan Huell
at Louisville	02-11-17	66-71	15-Ja'Quan Newton	7-Bruce Brown	4-Bruce Brown	1-Dewan Huell DJ Vasiljevic Davon Reed Ja'Quan Newton	2-Ebuka Izundu
GEORGIA TECH	02-15-17	70-61	21-Davon Reed	8-Kamari Murphy	5-Bruce Brown	3-Davon Reed	2-Dewan Huell
CLEMSON	02-18-17	71-65	15-Kamari Murphy	9-Kamari Murphy	5-Bruce Brown	3-Anthony Lawrence	1-Dewan Huell

THE STAT CREW SYSTEM  
 Miami Game-by-Game Highs (as of Mar 13, 2017)  
 All games

Opponent	Date	Score	Points	Rebounds	Assists	Steals	Blocked shots
at Virginia	02-20-17	54-48	14-Bruce Brown	11-Kamari Murphy	Anthony Lawrence Davon Reed 5-Anthony Lawrence	2-Bruce Brown	Kamari Murphy Davon Reed 1-Anthony Lawrence Kamari Murphy Bruce Brown
DUKE	02-25-17	55-50	25-Bruce Brown	10-Davon Reed	4-Bruce Brown	3-Davon Reed	2-Ebuka Izundu Bruce Brown
at Virginia Tech	02-27-17	61-66	18-Anthony Lawrence	9-Davon Reed	5-Bruce Brown	3-Davon Reed	1-Kamari Murphy
at Florida State	03-04-17	57-66	22-Davon Reed	9-Kamari Murphy	6-Davon Reed	2-Bruce Brown	1-Dewan Huell Bruce Brown
vs Syracuse	03-08-17	62-57	16-Kamari Murphy	10-Kamari Murphy	6-Ja'Quan Newton	1-Bruce Brown Ja'Quan Newton Davon Reed DJ Vasiljevic	1-Ebuka Izundu Davon Reed
vs North Carolina	03-09-17	53-78	21-Bruce Brown	7-Bruce Brown	2-Davon Reed	4-Anthony Lawrence	2-Dewan Huell

THE STAT CREW SYSTEM  
Miami Team High/Low Analysis (as of Mar 13, 2017)  
All games

Miami - TEAM GAME HIGHS

POINTS	94		at North Florida (11-16-16)
	92		WESTERN CAROLINA (11-11-16)
	84		at NC State (02-04-17)
	82		SOUTH CAROLINA STATE (12-06-16)
	81		NC STATE (12-31-16)
FIELD GOALS MADE	37		at North Florida (11-16-16)
FIELD GOAL ATTEMPTS	68		at North Florida (11-16-16)
FIELD GOAL PERCENTAGE	.556	(30-54)	at Pitt (01-14-17)
3 PT FIELD GOALS MADE	11		at NC State (02-04-17)
	11		at Syracuse (01-04-17)
3 PT FG ATTEMPTS	26		at Syracuse (01-04-17)
3 PT FG PERCENTAGE	.524	(11-21)	at NC State (02-04-17)
FREE THROWS MADE	24		NORTH CAROLINA (01-28-17)
	24		WESTERN CAROLINA (11-11-16)
FREE THROW ATTEMPTS	36		WESTERN CAROLINA (11-11-16)
FREE THROW PERCENTAGE	.923	(12-13)	PENN (11-19-16)
REBOUNDS	52		WESTERN CAROLINA (11-11-16)
ASSISTS	24		SOUTH CAROLINA STATE (12-06-16)
	19		CLEMSON (02-18-17)
	17		at Pitt (01-14-17)
STEALS	11		PENN (11-19-16)
BLOCKED SHOTS	12		NOTRE DAME (01-12-17)
TURNOVERS	20		COLUMBIA (12-28-16)
FOULS	26		at Wake Forest (01-18-17)

THE STAT CREW SYSTEM  
Miami High/Low Analysis (as of Mar 13, 2017)  
All games

Opponent - GAME HIGHS

POINTS	96		at Wake Forest (01-18-17)
	79		at NC State (02-04-17)
	78		vs North Carolina (03-09-17)
	77		BOSTON COLLEGE (01-25-17)
	75		FLORIDA STATE (02-01-17)
FIELD GOALS MADE	30		at Wake Forest (01-18-17)
FIELD GOAL ATTEMPTS	67		NOTRE DAME (01-12-17)
	67		WESTERN CAROLINA (11-11-16)
FIELD GOAL PERCENTAGE	.577	(30-52)	at Wake Forest (01-18-17)
3 PT FIELD GOALS MADE	11		at Louisville (02-11-17)
	11		at NC State (02-04-17)
3 PT FG ATTEMPTS	33		WESTERN CAROLINA (11-11-16)
3 PT FG PERCENTAGE	.611	(11-18)	at NC State (02-04-17)
FREE THROWS MADE	27		at Wake Forest (01-18-17)
FREE THROW ATTEMPTS	33		at Wake Forest (01-18-17)
FREE THROW PERCENTAGE	.933	(14-15)	FLORIDA STATE (02-01-17)
REBOUNDS	46		DUKE (02-25-17)
ASSISTS	21		vs North Carolina (03-09-17)
	18		COLUMBIA (12-28-16)
	17		GEORGIA TECH (02-15-17)
	17		at Wake Forest (01-18-17)
STEALS	12		RUTGERS (11-30-16)
BLOCKED SHOTS	11		at NC State (02-04-17)
	11		vs Florida (11-27-16)
TURNOVERS	21		PENN (11-19-16)
FOULS	29		WESTERN CAROLINA (11-11-16)



THE STAT CREW SYSTEM  
 Miami High/Low Analysis (as of Mar 13, 2017)  
 All games

Miami - GAME LOWS

POINTS	53		vs North Carolina (03-09-17)
	54		at Virginia (02-20-17)
	55		at Syracuse (01-04-17)
	55		DUKE (02-25-17)
	56		vs Iowa State (11-25-16)
	56		vs Florida (11-27-16)
FIELD GOALS MADE	15		at Virginia (02-20-17)
FIELD GOAL ATTEMPTS	38		GEORGIA TECH (02-15-17)
FIELD GOAL PERCENTAGE	.358	(19-53)	vs North Carolina (03-09-17)
3 PT FIELD GOALS MADE	1		DUKE (02-25-17)
3 PT FG ATTEMPTS	8		DUKE (02-25-17)
3 PT FG PERCENTAGE	.125	(1-8)	DUKE (02-25-17)
	.125	(2-16)	vs Iowa State (11-25-16)
FREE THROWS MADE	2		at Syracuse (01-04-17)
	2		at Pitt (01-14-17)
FREE THROW ATTEMPTS	3		at Pitt (01-14-17)
FREE THROW PERCENTAGE	.200	(2-10)	at Syracuse (01-04-17)
REBOUNDS	26		at Syracuse (01-04-17)
	26		FLORIDA STATE (02-01-17)
	26		at Virginia Tech (02-27-17)
ASSISTS	5		FLORIDA STATE (02-01-17)
	6		vs Iowa State (11-25-16)
	7		vs Stanford (11-24-16)
	7		NOTRE DAME (01-12-17)
	7		vs North Carolina (03-09-17)
STEALS	3		NOTRE DAME (01-12-17)
	3		at Wake Forest (01-18-17)
BLOCKED SHOTS	1		at Wake Forest (01-18-17)
	1		FLORIDA STATE (02-01-17)
	1		at Virginia Tech (02-27-17)
TURNOVERS	6		GEORGE WASHINGTON (12-22-16)
FOULS	6		GEORGIA TECH (02-15-17)

THE STAT CREW SYSTEM  
Miami High/Low Analysis (as of Mar 13, 2017)  
All games

Opponent - GAME LOWS

POINTS	43		WESTERN CAROLINA (11-11-16)
	46		SOUTH CAROLINA STATE (12-06-16)
	46		at Pitt (01-14-17)
	48		at Virginia (02-20-17)
	50		DUKE (02-25-17)
FIELD GOALS MADE	16		at Virginia (02-20-17)
FIELD GOAL ATTEMPTS	37		at Virginia Tech (02-27-17)
FIELD GOAL PERCENTAGE	.254	(17-67)	WESTERN CAROLINA (11-11-16)
3 PT FIELD GOALS MADE	3		vs Stanford (11-24-16)
	3		vs Florida (11-27-16)
	3		RUTGERS (11-30-16)
	3		FLORIDA ATLANTIC (12-16-16)
	3		CLEMSON (02-18-17)
	3		at Virginia (02-20-17)
3 PT FG ATTEMPTS	9		vs Florida (11-27-16)
3 PT FG PERCENTAGE	.176	(3-17)	FLORIDA ATLANTIC (12-16-16)
	.176	(3-17)	CLEMSON (02-18-17)
FREE THROWS MADE	2		WESTERN CAROLINA (11-11-16)
	2		GEORGIA TECH (02-15-17)
FREE THROW ATTEMPTS	3		WESTERN CAROLINA (11-11-16)
	3		GEORGIA TECH (02-15-17)
FREE THROW PERCENTAGE	.333	(3-9)	DUKE (02-25-17)
REBOUNDS	17		GEORGIA TECH (02-15-17)
ASSISTS	6		SOUTH CAROLINA STATE (12-06-16)
	7		FLORIDA ATLANTIC (12-16-16)
	7		at Virginia (02-20-17)
STEALS	2		at North Florida (11-16-16)
	2		NORTH CAROLINA (01-28-17)
BLOCKED SHOTS	0		at Virginia Tech (02-27-17)
TURNOVERS	6		NOTRE DAME (01-12-17)
FOULS	7		at Pitt (01-14-17)

THE STAT CREW SYSTEM  
Miami Player High/Low Analysis (as of Mar 13, 2017)  
All games

Miami - INDIVIDUAL GAME HIGHS

Points	30		Bruce Brown vs North Carolina (01-28-17)
	26		Davon Reed at NC State (02-04-17)
	25		Bruce Brown vs Duke (02-25-17)
	24		Davon Reed at Wake Forest (01-18-17)
	23		Ja'Quan Newton vs Boston College (01-25-17)
Field Goals Made	11		Bruce Brown vs Duke (02-25-17)
Field Goal Att.	18		Bruce Brown vs Duke (02-25-17)
FG Pct (min 7 made)	.778	(7-9)	Kamari Murphy vs Clemson (02-18-17)
	.778	(7-9)	Anthony Lawrence at NC State (02-04-17)
3-Point FG Made	7		Davon Reed at NC State (02-04-17)
3-Point FG Att.	12		DJ Vasiljevic at Syracuse (01-04-17)
3-Pt FG Pct (min 4 made)	.700	(7-10)	Davon Reed at NC State (02-04-17)
Free Throws Made	10		Bruce Brown vs North Carolina (01-28-17)
Free Throw Att.	13		Bruce Brown vs North Carolina (01-28-17)
FT Pct (min 5 made)	1.000	(7-7)	Ja'Quan Newton vs Boston College (01-25-17)
	1.000	(6-6)	Davon Reed at Florida State (03-04-17)
	1.000	(6-6)	Bruce Brown vs Georgia Tech (02-15-17)
	1.000	(6-6)	Davon Reed vs Virginia Tech (02-08-17)
	1.000	(6-6)	Ja'Quan Newton vs North Carolina (01-28-17)
	1.000	(6-6)	Bruce Brown vs George Washington (12-22-16)
	1.000	(5-5)	Davon Reed at Wake Forest (01-18-17)
Rebounds	15		Kamari Murphy at Duke (01-21-17)
Assists	10		Bruce Brown vs South Carolina State (12-06-16)
Steals	4		Anthony Lawrence vs North Carolina (03-09-17)
	4		Anthony Lawrence vs Stanford (11-24-16)
	4		Anthony Lawrence vs Penn (11-19-16)
Blocked Shots	3		Dewan Huell vs Virginia Tech (02-08-17)
	3		Davon Reed vs Boston College (01-25-17)
	3		Davon Reed vs Notre Dame (01-12-17)
	3		Ebuka Izundu vs Notre Dame (01-12-17)
	3		Bruce Brown vs Notre Dame (01-12-17)
	3		Ebuka Izundu vs South Carolina State (12-06-16)
	3		Kamari Murphy vs Rutgers (11-30-16)
	3		Ebuka Izundu vs Rutgers (11-30-16)
	3		Bruce Brown vs Penn (11-19-16)
	3		Anthony Lawrence vs Western Carolina (11-11-16)
Turnovers	10		Ja'Quan Newton vs Columbia (12-28-16)
Fouls	5		Bruce Brown at Virginia Tech (02-27-17)
	5		Ebuka Izundu at NC State (02-04-17)
	5		Kamari Murphy at Wake Forest (01-18-17)
	5		Ebuka Izundu at Wake Forest (01-18-17)
	5		Kamari Murphy vs Rutgers (11-30-16)
	5		Anthony Lawrence vs Florida (11-27-16)
	5		Bruce Brown vs Iowa State (11-25-16)
Minutes	44		Bruce Brown at Virginia (02-20-17)
	43		Davon Reed at Virginia (02-20-17)
	40		Anthony Lawrence at Virginia (02-20-17)
	40		Davon Reed at Duke (01-21-17)
	39		Davon Reed at Florida State (03-04-17)
	39		Davon Reed vs Columbia (12-28-16)
	38		Kamari Murphy at Virginia (02-20-17)
	38		Bruce Brown at Duke (01-21-17)
	38		Davon Reed vs Notre Dame (01-12-17)

THE STAT CREW SYSTEM  
Miami Opponent High/Low Analysis (as of Mar 13, 2017)  
All games

OPPONENT INDIVIDUAL GAME HIGHS

Points	31		SMITH,JR, DENNIS at NC State (02-04-17)
	27		Robinson,Jerome vs Boston College (01-25-17)
	27		John Collins at Wake Forest (01-18-17)
	24		Outlaw,Ty at Virginia Tech (02-27-17)
	23		Bacon, Dwayne at Florida State (03-04-17)
Field Goals Made	10		SMITH,JR, DENNIS at NC State (02-04-17)
Field Goal Att.	20		Luke Kennard vs Duke (02-25-17)
FG Pct (min 7 made)	.818	(9-11)	John Collins at Wake Forest (01-18-17)
3-Point FG Made	8		Outlaw,Ty at Virginia Tech (02-27-17)
3-Point FG Att.	10		Outlaw,Ty at Virginia Tech (02-27-17)
	10		ADEL, Deng at Louisville (02-11-17)
	10		Jackson,Justin vs North Carolina (01-28-17)
3-Pt FG Pct (min 4 made)	.833	(5-6)	HENDERSON,TERRY at NC State (02-04-17)
Free Throws Made	9		Hicks,Isaiah vs North Carolina (03-09-17)
	9		Andrew White III vs Syracuse (03-08-17)
	9		John Collins at Wake Forest (01-18-17)
Free Throw Att.	10		Andrew White III vs Syracuse (03-08-17)
	10		Hill, Kasey vs Florida (11-27-16)
FT Pct (min 5 made)	1.000	(9-9)	Hicks,Isaiah vs North Carolina (03-09-17)
	1.000	(9-9)	John Collins at Wake Forest (01-18-17)
	1.000	(6-6)	Allen,Seth at Virginia Tech (02-27-17)
	1.000	(5-5)	Hill,Ahmed vs Virginia Tech (02-08-17)
Rebounds	12		Tyler Lydon vs Syracuse (03-08-17)
	12		Amile Jefferson at Duke (01-21-17)
Assists	11		John Gillon at Syracuse (01-04-17)
Steals	4		Isaiah Wilkins at Virginia (02-20-17)
	4		Chatman,Jordan vs Boston College (01-25-17)
	4		Cameron Jackson vs Wofford (12-03-16)
	4		Williams, Mike vs Rutgers (11-30-16)
Blocked Shots	5		YURTSEVEN,OMER at NC State (02-04-17)
Turnovers	6		Wood, Caleb vs Penn (11-19-16)
	6		Elijah Pughsley vs Western Carolina (11-11-16)
Fouls	5		Mamadi Diakite at Virginia (02-20-17)
	5		Moore, Justin vs Georgia Tech (02-15-17)
	5		Britt,Nate vs North Carolina (01-28-17)
	5		Tava,Connar vs Boston College (01-25-17)
	5		Jayson Tatum at Duke (01-21-17)
	5		Dinos Mitoglou at Wake Forest (01-18-17)
	5		Doral Moore at Wake Forest (01-18-17)
	5		HENDERSON,TERRY vs NC State (12-31-16)
	5		Holden, Merrill vs Iowa State (11-25-16)
	5		Yalim Olcay vs Western Carolina (11-11-16)



THE STAT CREW SYSTEM  
Miami Combined Team Statistics (as of Mar 09, 2017)  
Conference games

RECORD:	OVERALL	HOME	AWAY	NEUTRAL
ALL GAMES	10-8	7-2	3-6	0-0
CONFERENCE	10-8	7-2	3-6	0-0
NON-CONFERENCE	0-0	0-0	0-0	0-0

##	Player	gp-gs	min	avg	Total		3-Point		F-Throw		Rebounds				pf	dq	a	to	blk	stl	pts	avg
					fg-fga	fg%	3fg-fga	3fg%	ft-fta	ft%	off	def	tot	avg								
05	Davon Reed	18-18	660	36.7	94-219	.429	46-114	.404	54-63	.857	17	78	95	5.3	35	0	54	39	9	22	288	16.0
11	Bruce Brown	18-18	604	33.6	78-168	.464	22-55	.400	50-68	.735	23	62	85	4.7	49	1	61	40	13	26	228	12.7
00	Ja'Quan Newton	15-13	467	31.1	70-168	.417	4-19	.211	46-66	.697	7	47	54	3.6	29	0	42	55	0	13	190	12.7
21	Kamari Murphy	18-18	560	31.1	54-96	.563	0-0	.000	20-34	.588	40	92	132	7.3	44	1	9	20	13	10	128	7.1
03	Anthony Lawrence	18-9	480	26.7	40-98	.408	20-58	.345	27-36	.750	15	50	65	3.6	39	0	37	21	5	17	127	7.1
04	DJ Vasiljevic	18-0	301	16.7	32-93	.344	26-78	.333	6-10	.600	2	23	25	1.4	6	0	4	5	0	4	96	5.3
20	Dewan Huell	18-9	289	16.1	34-64	.531	0-2	.000	17-30	.567	20	20	40	2.2	28	0	4	16	12	8	85	4.7
15	Ebuka Izundu	18-5	252	14.0	29-59	.492	0-0	.000	10-17	.588	25	32	57	3.2	44	2	4	13	12	3	68	3.8
14	Rodney Miller	6-0	10	1.7	0-1	.000	0-0	.000	1-2	.500	0	0	0	0.0	0	0	0	0	1	0	1	0.2
35	Chris Stowell	2-0	0	0.0	0-0	.000	0-0	.000	0-0	.000	0	0	0	0.0	0	0	0	0	0	0	0	0.0
02	Mike Robinson	3-0	2	0.7	0-0	.000	0-0	.000	0-0	.000	0	0	0	0.0	1	0	0	0	0	0	0	0.0
Team											36	22	58				11					
Total.....		18	3625		431-966	.446	118-326	.362	231-326	.709	185	426	611	33.9	275	4	215	220	65	103	1211	67.3
Opponents.....		18	3625		424-968	.438	125-350	.357	227-311	.730	165	398	563	31.3	288	8	223	200	53	100	1200	66.7

TEAM STATISTICS	UM	OPP	Date	Opponent	Score	Att.
SCORING	1211	1200	* 12-31-16	NC STATE	w 81-63	6837
Points per game	67.3	66.7	* 01-04-17	at Syracuse	L 55-70	17393
Scoring margin	+0.6	-	* 01-12-17	NOTRE DAME	L 62-67	7972
FIELD GOALS-ATT	431-966	424-968	* 01-14-17	at Pitt	w 72-46	9714
Field goal pct	.446	.438	* 01-18-17	at Wake Forest	L 79-96	9691
3 POINT FG-ATT	118-326	125-350	* 01-21-17	at Duke	L 58-70	9314
3-point FG pct	.362	.357	* 01-25-17	BOSTON COLLEGE	w 78-77	7139
3-pt FG made per game	6.6	6.9	* 01-28-17	NORTH CAROLINA	w 77-62	7563
FREE THROWS-ATT	231-326	227-311	* 02-01-17	FLORIDA STATE	L 57-75	7279
Free throw pct	.709	.730	* 02-04-17	at NC State	w 84-79	17567
F-Throws made per game	12.8	12.6	* 02-08-17	VIRGINIA TECH	w 74-68	6620
REBOUNDS	611	563	* 02-11-17	at Louisville	L 66-71	21427
Rebounds per game	33.9	31.3	* 02-15-17	GEORGIA TECH	w 70-61	7111
Rebounding margin	+2.7	-	* 02-18-17	CLEMSON	w 71-65	6987
ASSISTS	215	223	* 02-20-17	at Virginia	Wot 54-48	14623
Assists per game	11.9	12.4	* 02-25-17	DUKE	w 55-50	7972
TURNOVERS	220	200	* 02-27-17	at Virginia Tech	L 61-66	6962
Turnovers per game	12.2	11.1	* 03-04-17	at Florida State	L 57-66	11675
Turnover margin	-1.1	-				
Assist/turnover ratio	1.0	1.1				
STEALS	103	100				
Steals per game	5.7	5.6				
BLOCKS	65	53				
Blocks per game	3.6	2.9				
ATTENDANCE	65480	118366				
Home games-Avg/Game	9-7276	9-13152				
Neutral site-Avg/Game	-	0-0				

^ = AdvoCare Invitational, Orlando, Fla.  
@ = ACC/Big Ten Challenge  
% = Hoophall Miami Invitational  
\* = Conference game

Score by Periods	1st	2nd	OT	Totals
Miami	588	612	11	1211
Opponents	543	652	5	1200

THE STAT CREW SYSTEM  
Miami Combined Team Statistics (as of Mar 09, 2017)  
All games

RECORD:	OVERALL	HOME	AWAY	NEUTRAL
ALL GAMES	21-11	14-2	4-6	3-3
CONFERENCE	10-8	7-2	3-6	0-0
NON-CONFERENCE	11-3	7-0	1-0	3-3

##	Player	gp-gs	min	avg	Total		3-Point		F-Throw		Rebounds				pf	dq	a	to	blk	stl	pts	avg		
					fg-fga	fg%	3fg-fga	3fg%	ft-fa	ft%	off	def	tot	avg										
05	Davon Reed	32-32	1128	35.2	156-362	.431	77-193	.399	90-108	.833	27	128	155	4.8	52	0	79	66	16	41	479	15.0		
00	Ja'Quan Newton	29-27	908	31.3	145-320	.453	11-39	.282	87-126	.690	18	85	103	3.6	47	0	99	97	1	31	388	13.4		
11	Bruce Brown	32-28	1019	31.8	131-286	.458	32-92	.348	86-115	.748	48	136	184	5.8	80	2	102	66	18	46	380	11.9		
21	Kamari Murphy	32-32	945	29.5	96-183	.525	0-1	.000	41-67	.612	78	161	239	7.5	77	2	18	48	22	13	233	7.3		
03	Anthony Lawrence	32-17	835	26.1	71-168	.423	34-94	.362	45-62	.726	26	95	121	3.8	75	1	57	46	15	42	221	6.9		
04	DJ Vasiljevic	32-0	561	17.5	64-179	.358	51-145	.352	16-20	.800	5	37	42	1.3	30	0	14	12	1	10	195	6.1		
20	Dewan Huell	31-15	548	17.7	73-140	.521	0-2	.000	33-51	.647	45	54	99	3.2	58	0	6	29	25	13	179	5.8		
15	Ebuka Izundu	31-9	399	12.9	51-93	.548	0-0	.000	28-40	.700	45	49	94	3.0	71	2	6	27	25	7	130	4.2		
14	Rodney Miller	14-0	56	4.0	5-11	.455	0-0	.000	4-9	.444	4	4	8	0.6	6	0	0	1	1	0	14	1.0		
02	Mike Robinson	8-0	17	2.1	0-5	.000	0-4	.000	1-2	.500	1	0	1	0.1	2	0	0	1	0	1	1	0.1		
35	Chris Stowell	5-0	9	1.8	0-1	.000	0-1	.000	0-0	.000	0	2	2	0.4	0	0	0	0	0	0	0	0.0		
Team											57	48	105											
Total.....		32	6425		792-1748	.453	205-571	.359	431-600	.718	354	799	1153	36.0	498	7	381	407	124	204	2220	69.4		
Opponents.....		32	6425		731-1764	.414	202-611	.331	374-508	.736	309	698	1007	31.5	535	10	377	380	98	196	2038	63.7		

TEAM STATISTICS	UM	OPP	Date	Opponent	Score	Att.
SCORING	2220	2038	11-11-16	WESTERN CAROLINA	w 92-43	7142
Points per game	69.4	63.7	11-16-16	at North Florida	w 94-56	3148
Scoring margin	+5.7	-	11-19-16	PENN	w 74-62	6753
FIELD GOALS-ATT	792-1748	731-1764	^ 11-24-16	vs Stanford	w 67-53	2436
Field goal pct	.453	.414	^ 11-25-16	vs Iowa State	L 56-73	1876
3 POINT FG-ATT	205-571	202-611	^ 11-27-16	vs Florida	L 56-65	1216
3-point FG pct	.359	.331	@ 11-30-16	RUTGERS	w 73-61	7064
3-pt FG made per game	6.4	6.3	% 12-03-16	vs Wofford	w 74-57	4885
FREE THROWS-ATT	431-600	374-508	12-06-16	SOUTH CAROLINA STATE	w 82-46	6489
Free throw pct	.718	.736	12-16-16	FLORIDA ATLANTIC	w 76-56	6857
F-Throws made per game	13.5	11.7	12-22-16	GEORGE WASHINGTON	w 72-64	6871
REBOUNDS	1153	1007	12-28-16	COLUMBIA	w 78-67	7045
Rebounds per game	36.0	31.5	* 12-31-16	NC STATE	w 81-63	6837
Rebounding margin	+4.6	-	* 01-04-17	at Syracuse	L 55-70	17393
ASSISTS	381	377	* 01-12-17	NOTRE DAME	L 62-67	7972
Assists per game	11.9	11.8	* 01-14-17	at Pitt	w 72-46	9714
TURNOVERS	407	380	* 01-18-17	at Wake Forest	L 79-96	9691
Turnovers per game	12.7	11.9	* 01-21-17	at Duke	L 58-70	9314
Turnover margin	-0.8	-	* 01-25-17	BOSTON COLLEGE	w 78-77	7139
Assist/turnover ratio	0.9	1.0	* 01-28-17	NORTH CAROLINA	w 77-62	7563
STEALS	204	196	* 02-01-17	FLORIDA STATE	L 57-75	7279
Steals per game	6.4	6.1	* 02-04-17	at NC State	w 84-79	17567
BLOCKS	124	98	* 02-08-17	VIRGINIA TECH	w 74-68	6620
Blocks per game	3.9	3.1	* 02-11-17	at Louisville	L 66-71	21427
ATTENDANCE	113701	167391	* 02-15-17	GEORGIA TECH	w 70-61	7111
Home games-Avg/Game	16-7106	10-12151	* 02-18-17	CLEMSON	w 71-65	6987
Neutral site-Avg/Game	-	6-7646	* 02-20-17	at Virginia	wot 54-48	14623
			* 02-25-17	DUKE	w 55-50	7972
			* 02-27-17	at Virginia Tech	L 61-66	6962
			* 03-04-17	at Florida State	L 57-66	11675
			# 03-08-17	vs Syracuse	w 62-57	17732
			# 03-09-17	vs North Carolina	L 53-78	17732

^ = AdvoCare Invitational, Orlando, Fla.  
 @ = ACC/Big Ten Challenge  
 % = Hoophall Miami Invitational  
 \* = Conference game  
 # = ACC Tournament, Brooklyn, N.Y.  
 \$ = NCAA Tournament

Score by Periods	1st	2nd	OT	Totals
Miami	1082	1127	11	2220
Opponents	913	1120	5	2038