



MIAMI HURRICANES

Twitter: @CanesWBB | Instagram: @CanesWBB | Facebook: /CanesWBB

- 1 ONE GAME AT A TIME**
Miami is still looking for its first road win of the season, holding an 0-5 mark when away from the Watson Center.
- 6 GOT SOME VARIETY**
The Canes have started six different lineups this season, with three freshmen earning a start at some point during the year.
- 7 SWAT TEAM**
Freshman Brianna Jackson sits tied for seventh in the ACC in blocks per game, averaging 1.7 per contest.
- 8 AMONG THE BEST**
There is a Cane in the top 15 in eight different statistical categories among ACC players this season.
- 13 CRASH THE GLASS**
Miami ranks fifth in the ACC in offensive boards this season, recording 13.71 offensive rebounds per game.
- 18 COMEBACK CANES**
Miami erased an 18-point halftime deficit to take a 54-49 overtime victory over Georgia Tech on Thursday.
- 23 OOPS, WE DID IT AGAIN**
The Canes forced 23 turnovers on Thursday, marking the sixth time this year they've forced 20-plus TOs (5-1 in those games).

2019-20 SCHEDULE

DATE	OPPONENT	TIME/SCORE (TV)
NOV 10	JACKSON STATE	W, 83-68
NOV 13	NORTH FLORIDA	W, 78-55
NOV 17	IUPUI	W, 75-65
Nov 22	NC A&T [^]	W, 68-67
Nov 23	#19/20 DEPAUL [^]	L, 89-83
NOV 29	#7/5 OREGON STATE [#]	L, 75-53
NOV 30	MIAMI (OH) [#]	W, 80-62
DEC 4	#14/16 INDIANA ⁺	L, 58-45
DEC 17	BINGHAMTON	W, 79-56
DEC 20	UNC ASHEVILLE [%]	W, 75-46
DEC 21	WASHINGTON STATE [%]	W, 74-68
DEC 29	WAKE FOREST [*]	W, 59-56
Jan 2	Georgia Tech [*]	L, 61-54
JAN 5	#8/8 FLORIDA STATE [*]	L, 73-62
JAN 9	#7/7 LOUISVILLE [*]	L, 87-41
JAN 12	SYRACUSE [*]	W, 77-62
Jan 16	North Carolina [*]	L, 78-58
Jan 19	Notre Dame [*]	L, 76-53
JAN 23	CLEMSON [*]	W, 68-64
Jan 26	#14/14 Florida State [*]	L, 79-61
JAN 30	GEORGIA TECH [*]	W, 54-49 OT
Feb 2	Virginia Tech [*]	2 PM (ACCNX)
FEB 9	DUKE [*]	2 PM (ESPN2/ACCN)
Feb 13	Virginia [*]	7 PM (ACCNX)
Feb 16	Clemson [*]	1 PM (ESPN2/ACCN)
FEB 20	#8/8 NC STATE [*]	8 PM (ACCN)
Feb 23	Boston College [*]	4 PM (RSN)
Feb 27	Wake Forest [*]	7 PM (ACCNX)
MAR 1	PITTSBURGH [*]	3 PM (ACCNX)

BOLD CAPS - home game, played at the Watson Center in Coral Gables, Fla.

#/# - Associated Press Poll/USA TODAY Coaches Poll rankings

* - ACC game

^ - Maggie Dixon Classic (Chicago, Ill.)

- Miami Thanksgiving Tournament (Coral Gables, Fla.)

+ - ACC/Big Ten Challenge (Coral Gables, Fla.)

% - Miami Holiday Classic (Coral Gables, Fla.)

All times Eastern and subject to change

ATHLETIC COMMUNICATIONS

WBB Contact: Megan Barnes
Email: meganbarnes@miami.edu
Office Phone: 305-284-6797
Cell Phone: 630-651-8801

GAME 22 | FEB. 2, 2020 • 2 P.M. • BLACKSBURG, VA.



MIAMI HURRICANES (12-9, 4-6 ACC)

Head Coach: Katie Meier (Duke, 1989 [B.A.], 1990 [M.A.])

Record at UM: 289-181 (15th season), Career Record: 365-226 (19th season)



VIRGINIA TECH HOKIES (15-5, 5-4 ACC)

Head Coach: Kenny Brooks (JMU, 1992)

Record at Virginia Tech: 80-46 (fourth season), Career Record: 417-168 (18th season)

SERIES HISTORY

Miami has been dominant in the series between the Canes and the Hokies holding a 21-7 advantage. The Hurricanes are 14-1 in their last 15 games against Virginia Tech.

BROADCAST INFORMATION

ACC NETWORK EXTRA • PxP: Jason Laaser • Color: Mack McCarthy

WVUM 90.5 FM • Brendan Reilly | WVUM.org

FAST FIVE

OVERTIME WARRIORS

Miami played its first overtime game since 2016 on Thursday, defeating Georgia Tech, 54-49. Miami has won their last three overtime games and has not lost an overtime game at home since falling to No. 21 Virginia, 69-63, on Feb. 11, 2010. The Canes are 16-20 all-time in overtime contests with a 4-6 record in ACC overtime games. Under Katie Meier, the Canes are 9-9 in OT.

FEBRUARY LOVE

The Canes kickoff the month of February on the road at Virginia Tech. Miami has been successful in the month of February in program history, posting a 200-161 overall record. In ACC play, the Canes are looking to move to .500, sitting at 53-54 in the month of February in conference games. Miami has recorded a perfect February just once in program history, going 8-0 during the 1991-92 season.

SUPER BOWL SUNDAY

For the 19th time in program history, the Canes will take the court on Super Bowl Sunday. Miami is 13-5 overall in games played on the day of the Super Bowl and 5-4 when playing on the road. The Canes and the Hokies have met twice before on Super Bowl Sunday with Miami emerging victorious on both occasions (2005, 2013).






TOUGH SLATE

The Canes have played one of the toughest schedules this season, ranking sixth in the nation in strength of schedule. Six of the Canes' nine losses have come to top-25 RPI teams (Louisville - 3, Oregon State - 11, Indiana - 13, DePaul - 19, Florida State - 23). Miami sits at No. 59 in the current RPI rankings.

ATLANTIC COAST CONFERENCE

The Canes are 119-119 all-time in ACC games with an 115-109 record under head coach Katie Meier. After posting a 12-4 record in ACC action a season ago, Miami was picked to finish fourth and fifth in the conference by ACC coaches and the Blue Ribbon Panel, respectively.

PROJECTED STARTERS

4	ENDIA BANKS		CAREER HIGHS
	5-9 G Jr. Duluth, Ga.		Points: 23 Rebounds: 10 Assists: 8 Steals: 5 Blocks: 1 Minutes: 41
3	DESTINY HARDEN		CAREER HIGHS
	6-0 F R-So. Chicago, Ill.		Points: 12 Rebounds: 8 Assists: 3 Steals: 4 Blocks: 2 Minutes: 36
5	MYKEA GRAY		CAREER HIGHS
	5-4 G Jr. Upper Marlboro, Md.		Points: 27 Rebounds: 7 Assists: 6 Steals: 6 Blocks: 1 Minutes: 37
20	KELSEY MARSHALL		CAREER HIGHS
	5-9 G Jr. Davie, Fla.		Points: 22 Rebounds: 8 Assists: 6 Steals: 4 Blocks: 2 Minutes: 38
32	BEATRICE MOMPREMIER		CAREER HIGHS
	6-4 F R-Sr. Miami, Fla.		Points: 31 Rebounds: 22 Assists: 4 Steals: 5 Blocks: 5 Minutes: 38



QUICK FACTS

UNIVERSITY INFORMATION

Location	Coral Gables, Fla.
Enrollment	17,348
Founded	1925
Nickname	Hurricanes
Colors	Orange, Green and White
President	Dr. Julio Frenk
Director of Athletics	Blake James
Faculty Athletics Representative	Dr. Marvin Dawkins
Conference	Atlantic Coast Conference
Arena / Capacity	Watsco Center / 7,972
Ticket Office Phone	1-800-GO-CANES
Press Row Phone	305-284-2111
Website	HurricaneSports.com
Mailing Address	5821 San Amaro Drive, Coral Gables, FL 33146

COACHING STAFF

Head Coach	Katie Meier (Duke, '89 [B.A.], '90 [M.A.])
Record at Miami	289-181 (15th season)
Career Record	365-226 (19th season)
Assistant Coach	Octavia Blue (Miami '98)
Assistant Coach	Tia Jackson (Iowa '95)
Assistant Coach	Fitzroy Anthony (Palm Beach Atlantic '08)
Dir. of Ops / Coord. of Recruiting	Lounette Hall (CSU-Northridge '94)
Director of Ops & Special Projects	Margie Gill (Florida '03)
Ops. Asst. / Analytics & Player Development	Josh Wathen (UNF '18)
Video Coordinator	Noelle Cobb (La Verne '16)

PROGRAM INFORMATION

PROGRAM HISTORY

First Year of Basketball	1972-73
All-Time Record	795-555 (.589)
All-Time ACC Record	119-119 (.500)
NCAA Tournament Apps.	14 (last, 2019)
Last NCAA Opponent	Arizona St., 2019 (L, 57-55, 2nd Round)
WNIT Appearances	Six (last, 2014)
Last WNIT Opponent	Stetson, 2014 (L, 70-63, First Round)

TEAM INFORMATION

2018-19 Overall Record	25-9 (17-3 H, 6-5 A, 2-1 N)
ACC Record / Finish	12-4 / 4th
Letter Winners Returning / Lost	6 / 5
Starters Returning / Lost	3 / 2
Newcomers	5 (plus 2 eligible transfers)

RETURNING STARTERS	POS	PPG	RPG	APG
Beatrice Mompremier	F	16.7	12.2	0.9
Mykea Gray	G	12.6	2.1	2.2
Kelsey Marshall	G	7.8	2.3	1.8

KEY LOSSES (5.0+ PPG)	POS	PPG	RPG	APG
Emese Hof (<i>graduation</i>)	C	14.2	8.3	1.9
Laura Cornelius (<i>professional</i>)	G	10.1	3.4	4.1

RETURNING NUMBERS	AVG	PCT
Points	44.7	.608
Rebounds (<i>includes team rebounds</i>)	27.8	.657
Assists	8.6	.563
Blocks	1.5	.386
Steals	4.1	.631
Starts	100 of 170	.588

10 STRAIGHT POSTSEASONS

Miami has now made the postseason in each of the last 10 years, tripling the program's prior top streak of three, which was set from 2002 to 2004.

- 2009-10: WNIT Finals (22-14, 4-10 ACC)
- 2010-11: NCAA Tournament Second Round (28-5, 12-2 ACC)
- 2011-12: NCAA Tournament Second Round (26-6, 14-2 ACC)
- 2012-13: NCAA Tournament First Round (21-11, 11-7 ACC)
- 2013-14: WNIT First Round (16-15, 8-8 ACC)
- 2014-15: NCAA Tournament Second Round (20-13, 8-8 ACC)
- 2015-16: NCAA Tournament First Round (24-9, 10-6 ACC)
- 2016-17: NCAA Tournament Second Round (24-9, 10-6 ACC)
- 2017-18: NCAA Tournament First Round (21-11, 10-6 ACC)
- 2018-19: NCAA Tournament Second Round (25-9, 12-4 ACC)

the matchup

• Miami is looking for its first true road win of the season on Sunday when it takes on the Virginia Tech Hokies in Blacksburg, Va. Tipoff is set for 2 p.m. and the game can be streamed on ACC Network Extra. Fans can also listen to the game on WVUM 90.5.

• Miami has been dominant in the series between the Canes and the Hokies holding a 21-7 advantage. The Hurricanes are 14-1 in their last 15 games against Virginia Tech with the only loss coming last season on the road, a 73-65 defeat.

• When playing in Blacksburg, Miami boasts a 9-5 record. Prior to the loss last season, the Canes has won eight straight games in Blacksburg. The games between Miami and Virginia Tech have always been competitive with 15 of the 28 games resulting in single-digit wins for the victors. The Canes have come out on top in 11 of those 15 games.

last time out

• Miami came back from down 18 at halftime to defeat Georgia Tech, 54-49, Thursday night at the Watsco Center. The Canes outscored the Yellow Jackets, 30-12, in the second half to tie the game at 44 at the end of regulation.

• Junior Mykea Gray led all scorers with 16 points on the night, while sophomore Jamir Huston paced the Canes in rebounds with 10. Junior Endia Banks played 41 minutes for the Canes in the overtime victory, tallying nine points and seven rebounds, in addition to sinking the game-tying basket.

• Georgia Tech started the overtime period on a 5-0 run but Miami went 8-of-10 from the free throw line to clinch the victory, in addition to a clutch jumper from Mykea Gray.

scouting the hokies

• After cruising through non-conference play (10-1), the Hokies have recorded a 5-4 mark in ACC games to sit at 15-5 overall this season. Virginia Tech has yet to lose a game at home in 2019-20, boasting a perfect 10-0 record in Cassell Coliseum.

• The Hokies are coming off a tough, 67-65, loss to Syracuse on Thursday. Virginia Tech held a double-digit lead (11) heading into the fourth quarter, but were outscored 22-9 in the fourth quarter to fall to the Orange.

• As a team, the Hokies are outscoring their opponents by an average of 12.1 points per game this season. Shooting 35 percent from 3-point range this season, Virginia Tech ranks second in the league in 3-point field goal percentage. Junior Aisha Sheppard paces the Hokies in 3-point shooting with a .380 clip.

#QueenBea

• Redshirt senior Beatrice Mompremier continues to be a force to be reckoned with this season, averaging 16.3 points and 10.4 rebounds per game.

• Mompremier has missed the last seven games due to an acute foot injury. Prior to the injury, she was one of three players in the ACC to rank in the top 10 in both scoring (eighth - 16.3) and rebounding (third - 10.4).

HURRICANE LEADERS

Led Team in Points

	Season	Career
Mykea Gray	7	23
Beatrice Mompremier*	5	16
Endia Banks	2	7
Kelsey Marshall	6	8
Brianna Jackson	1	1

Led Team in Rebounds

	Season	Career
Beatrice Mompremier*	10	46
Endia Banks	3	3
Destiny Harden	5	5
Brianna Jackson	4	4
Jamir Huston	3	3
Mykea Gray	1	2
Taylor Mason	1	1
Kelsey Marshall	1	1

Double-Figure Scoring Games

	Season	Career
Beatrice Mompremier*	12	63
Mykea Gray	16	56
Kelsey Marshall	13	42
Endia Banks	6	18
Taylor Mason	1	14
Brianna Jackson	3	3
Moulayna Johnson Sidi Baba	1	1
Sydney Roby	1	1
Destiny Harden	1	1

Jamir Huston 1

Consecutive Games in Double Figures

	Season	Career
Beatrice Mompremier*	12	17
Mykea Gray	6	9
Kelsey Marshall	5	5
Endia Banks	2	4
Brianna Jackson	2	2

20-Point Games

	Season	Career
Mykea Gray	3	13
Beatrice Mompremier*	2	11
Kelsey Marshall	3	3
Endia Banks	1	1

Double-Figure Rebounding Games

	Season	Career
Beatrice Mompremier*	7	45
Jamir Huston	2	2
Brianna Jackson	1	1
Endia Banks	1	1

Double-Doubles

	Season	Career
Beatrice Mompremier*	7	42
Brianna Jackson	1	1
Endia Banks	1	1

*includes stats from previous schools



lockdown defense

- The Miami defense locked down in the second half of the Georgia Tech game to hold the Yellow Jackets to 49 points in the contest.
- The defensive effort was highlighted by nine straight stops on defense to open the second half, which sparked the Canes comeback.
- Miami is a perfect 2-0 when holding teams to under 50 points and 3-1 when allowing 60 points or less in a contest. The only loss came to No. 14/16 Indiana, a 58-45 setback.
- For the third time this season, a Miami opponent shot 30 percent or less from the field. The Georgia Tech game marked the first time in ACC play that the Canes' defense has accomplished this feat.

swaggy steals

- Steals are the name of the game for the Canes as they recorded their eighth game with 10-plus steals last time out. Miami currently ranks third in the ACC in steals per game at 8.90.
- Junior Mykea Gray has recorded five steals in each of the last two games, the first Cane to do so since Dec. 20-28, 2017 when Keyanna Harris posted six and five in consecutive games.
- Gray sits in second in the ACC in steals per game this season, averaging 2.24 swipes per contest. She is first in total steals at 47.

free throws win games

- The magic number the Canes strive for is 75 percent from the free throw line each game. Miami reached that number last night, knocking down 17-22 from the charity stripe for a .773 mark.
- Free throws were particularly important in the overtime period as Miami went to the line five times. The Canes shot 8-of-10 in overtime to solidify the win over Georgia Tech.
- Miami has shot better than 75 percent from the free throw line in eight games this season, holding a 5-3 record in those eight games.

seeing 'gray'ness

- With her 16-point game against Georgia Tech, Mykea Gray moved into 23rd in program history in scoring (1,075). She currently ranks 18th in the ACC in points per game (13.0) and has scored in double-figures in 16 games this season.

new acc format

- The ACC moved to an 18-game schedule for the 2019-20 women's basketball season. Miami is in a pod with Wake Forest, Clemson, Florida State and Georgia Tech, all of whom it will play twice.
- Miami has played an 18-game ACC schedule once before in 2012-13, posting an 11-7 record in conference action that season.

decade in review

- The 2010s are arguably the best 10 years in Miami women's basketball history, full of individual and team accomplishments. Some highlights include:
 - **10** straight postseason appearances
 - **9** 20-win seasons
 - **8** ACC All-Academic Team members
 - **4** All-Americans
 - **3** WNBA draft picks
 - **1** ACC Player of the Year (Shenise Johnson)
 - **1** ACC Coach of the Year (Katie Meier, 2011)

on the road again

- The Canes are still looking for their first road win of the season, currently sitting at 0-5 when playing away from the Watsco Center. Miami posted a 6-5 record on the road last season.
- Miami is 214-265 all-time in road games and 48-69 in Atlantic Coast Conference road contests. In their five road games this season, the Canes are averaging 62.0 points per game.

acc network all-access

- The Canes were chosen to participate in an exclusive all access, hour-long segment that aired on ACC network on Jan. 12. The show will air six more times over the next few weeks and is available on demand on the ESPN app.
- The show follows the Canes as they wrap up non-conference play, giving fans an inside look at life as a Miami Hurricane both on and off the court. Some of the scenes include practices, pre-game traditions and team bonding activities!

acc weekly honors

- Beatrice Mompremier has taken home two ACC weekly honors this season, earning ACC Co-Player of the Week on Nov. 26 and Dec. 23.
- Her stat lines for each week:
 - Nov. 26 - 24.5 ppg, 13.0 rpg, All-Tourney Team
 - Dec. 23 - 16.7 ppg, 15.7 rpg, 3 double-doubles

THE POLLS

Associated Press

Rk.	Team (No. 1 votes)	Rec.	Pts.
1	South Carolina (26)	19-1	746
2	Baylor (3)	17-1	716
3	Oregon	17-2	671
4	UConn	18-1	665
5	Louisville (1)	20-1	643
6	Stanford	18-2	599
7	NC State	19-1	552
8	UCLA	18-1	528
9	Mississippi St.	18-3	500
10	Oregon St.	16-4	479
11	DePaul	19-2	437
12	Gonzaga	20-1	382
13	Kentucky	15-3	380
14	Florida St.	17-3	379
15	Texas A&M	17-3	352
16	Arizona	16-3	288
17	Maryland	16-4	273
18	Iowa	17-3	240
19	Arizona St.	15-5	212
20	Indiana	15-5	152
21	South Dakota	19-2	127
22	Tennessee	16-4	125
23	Northwestern	17-3	111
24	Missouri St.	16-3	73
25	Arkansas	16-4	56

Others receiving votes: Princeton 44, TCU 7, Florida Gulf Coast 7, LSU 2, West Virginia 1, Stony Brook 1, Rutgers 1, Texas 1

USA Today Coaches Poll

Rk.	Team (No. 1 votes)	Rec.	Pts.
1	Baylor (20)	15-1	785
2	South Carolina (12)	18-1	771
3	Louisville	18-1	714
4	Oregon	15-2	701
5	Connecticut	16-1	696
6	Stanford	16-2	644
7	Oregon St.	16-2	595
8	NC State	17-1	558
9	Mississippi State	16-3	507
10	UCLA	16-1	498
11	Gonzaga	18-1	445
12	DePaul	17-2	435
13	Kentucky	15-3	409
14	Florida State	15-3	355
15	Texas A&M	15-3	354
16	Arizona State	15-4	321
17	Maryland	14-4	273
18	South Dakota	17-2	199
19	Arizona	15-3	198
20	Arkansas	15-3	167
21	Iowa	15-3	161
22	Missouri St.	14-3	122
23	Tennessee	15-3	106
24	Indiana	14-5	101
25	Northwestern	16-2	90

Others receiving votes: Princeton 76, West Virginia 60, Florida Gulf Coast 52, Louisiana State 5, Stony Brook 1, Rutgers 1

*updated 1/28/20

acc standings

Team	ACC Rec.	ACC Pct.	Overall Rec.	Overall Pct.	Win Streak
1. Louisville	10-0	1.000	21-1	0.955	W13
2. NC State	9-1	0.900	20-1	0.952	W6
3. Florida State	6-4	0.600	17-4	0.810	L1
4. North Carolina	6-4	0.600	15-6	0.714	W1
5. Virginia Tech	5-4	0.556	15-5	0.750	L1
6. Duke	5-4	0.556	11-9	0.550	W2
7. Georgia Tech	5-5	0.500	14-7	0.667	L4
8. Wake Forest	5-5	0.500	12-9	0.571	L1
9. Boston College	4-5	0.444	11-9	0.550	W1
10. Syracuse	4-5	0.444	10-10	0.500	W1
11. Miami	4-6	0.400	12-9	0.571	W1
12. Virginia	3-7	0.300	8-13	0.381	L1
13. Clemson	3-7	0.300	7-14	0.333	L3
14. Notre Dame	2-7	0.222	7-14	0.333	L2
15. Pitt	1-8	0.111	4-16	0.200	W1



NCAA STATS

Team	Category (Value)	NCAA	ACC
Assist Turnover Ratio (0.76)	207	11	
Assists (271)	136	10	
Assists Per Game (12.9)	180	12	
Blocked Shots (89)	48	4	
Blocked Shots Per Game (4.2)	63	5	
Fewest Fouls (385)	305	15	
Fewest Turnovers (355)	274	11	
FG Percentage (39.6)	179	10	
FG Percentage Defense (40.3)	211	13	
Free Throw Attempts (388)	59	4	
Free Throws Made (258)	89	6	
Free-Throw Percentage (66.5)	235	12	
Personal Fouls Per Game (18.3)	256	13	
Rebound Margin (1.7)	140	12	
Rebounds (810)	81	10	
Rebounds Per Game (38.57)	148	12	
Scoring Defense (66.4)	229	11	
Scoring Margin (-0.7)	211	11	
Scoring Offense (65.7)	172	10	
Steals (187)	72	3	
Steals Per Game (8.9)	109	3	
3-Point FG Defense (31.7)	209	12	
3-Point FG Attempted (438)	76	4	
3-Point FG Made (127)	126	7	
3-Point FG Per Game (6.0)	165	8	
3-Point FG Percentage (29.0)	247	12	
Turnover Margin (-0.71)	216	11	
Turnovers Forced (16.19)	189	7	
Turnovers Per Game (16.9)	216	9	
Won-Lost Percentage (57.1)	138	7	

Individual (Top-75 Nationally)

Category (Value) NCAA .ACC

Steals

Mykea Gray (47)..... 46 1

Steals Per Game

Mykea Gray (2.24)..... 68 2

3-Point Field Goals Attempted

Kelsey Marshall (136)..... 59 6

3-Point Field Goals Made

Kelsey Marshall (47)..... 67 6

*updated 1/30/20

preseason accolades

• Miami forward Beatrice Mompremier racked up the preseason awards ahead of the 2019-20 campaign:

- 2019 ACC Preseason Player of the Year
- 2019 Preseason AP All-American
- Lisa Leslie Center of the Year Award
- Wooden Award Top 30
- Naismith Trophy Top 50

• As a team, the Canes were picked to finish fourth in the ACC by league coaches, and fifth by the Blue Ribbon Panel.

family tradition

• **Siblings:** Three Hurricanes have older brothers who played college basketball. Kelsey Marshall's brother, Kyle, was a three-year starter at Butler and made the 2011 NCAA title game. Taylor Mason's brother, Nate, was a First Team All-Big Ten pick at Minnesota in 2016-17. Beatrice Mompremier's brother, Wadly, played at Ohio for three years and at Arkansas-LR for one. Iggy Allen's sister, Alicia Mardis, play basketball at Arkansas Tech.

• **Parents:** Four other Miami players have direct relatives who play(ed) basketball. Jacaira Allen's sister, Alicia Mardis, is on the team at Arkansas Tech after spending two years at Kilgore College. Brianna Jackson's father played semi-pro basketball while Sydnee Roby's mother played collegiate ball at Grambling State and Howard University. Roby's mom, Essie Washington, also played professional basketball for the Virginia Wave of the WABA.

• **Cousins:** Sydnee Roby's cousin, Ericka Haney, started on Notre Dame's 2001 national championship team.

VS. 2019-20 OPPONENTS

OPPONENT	REC.	STRK	LAST MEETING
Arkansas State	N/A		
Binghamton	3-0	W3	12/19/09, W, 68-52
Boston College	28-17	W5	1/27/19, W, 76-73
Clemson	11-7	L1	1/10/19, L, 76-67
DePaul	N/A		
Duke	4-14	W2	1/17/19, W, 58-50
Florida State	15-45	W1	2/24/19, W, 64-54
Georgia Tech	16-14	W1	2/28/19, W, 69-56
Indiana	2-1	W1	12/20/15, W, 89-75
Louisville	2-4	W1	2/17/19, W, 79-73
Miami (OH)	2-0	W2	11/20/10, W, 96-64
NC A&T	2-0	W2	3/25/10, W, 84-77
North Carolina	10-13	W4	1/20/19, W, 76-68
UNC-Asheville	N/A		
NC State	11-11	L1	3/3/19, L, 70-68
Notre Dame	5-19	W1	2/7/19, W, 72-65
Oregon State	N/A		
Pittsburgh	22-9	W5	2/10/19, W, 65-51
Syracuse	20-10	L1	3/8/19, L, 92-85
Virginia	10-9	W3	2/3/19, W, 72-59
Virginia Tech	21-7	L1	2/21/19, L, 73-65
Washington St.	N/A		
Wake Forest	12-9	W2	1/6/19, W, 72-57

*All information is as of the start of the 2019-20 season

USA basketball

• USA Basketball was full of the Canes this summer as Beatrice Mompremier represented Miami at the Pan American Games in Lima, Peru. Mompremier was one of 12 players on the U.S. team and the only ACC representative.

• Mompremier and junior Mykea Gray also had the opportunity to train with USA Basketball during their training camp in Coral Gables ahead of the AmeriCup in Puerto Rico. Training camp attendees included Sue Bird, Diana Taurasi, Sylvia Fowles and Tina Charles.

GAME-BY-GAME BREAKDOWN

Date	Opponent	Site	Time	TV	Jersey	Tip-off	Attend.	Result
N10	Jackson State	Coral Gables, Fla.	3 p.m.	ACCNX	White	Miami	917	W, 83-68
N13	North Florida	Coral Gables, Fla.	11 a.m.	ACCNX	Orange	Miami	4017	W, 78-55
N17	IUPUI	Coral Gables, Fla.	1 p.m.	ACCNX	White	Miami	863	W, 74-65
N22	NC A&T	Chicago, Ill.	2 ³⁰ p.m.		White	Miami	3062	W, 68-67
N23	DePaul	Chicago, Ill.	3 ³⁰ p.m.		Green	Miami	1608	L, 89-83
N29	Oregon State	Coral Gables, Fla.	2 p.m.	ACCNX	White	Miami	1336	L, 75-53
N30	Miami (OH)	Coral Gables, Fla.	4 ³⁰ p.m.	ACCNX	Orange	Miami	823	W, 80-62
D4	Indiana	Coral Gables, Fla.	6 p.m.	ACCN	White	Miami	848	L, 58-45
D17	Binghamton	Coral Gables, Fla.	7 p.m.	ACCNX	Orange	Miami	983	W, 79-56
D20	UNC Asheville	Coral Gables, Fla.	12 p.m.	ACCNX	White	Miami	733	W, 75-46
D21	Washington St.	Coral Gables, Fla.	11 a.m.	ACCNX	White	Miami	782	W, 74-68
D29	Wake Forest*	Coral Gables, Fla.	2 p.m.	ACCN	Orange	Miami	988	W, 59-56
J2	Georgia Tech*	Atlanta, Ga.	7 p.m.	ACCNX	Black	Miami	1235	L, 61-54
J5	Florida State*	Coral Gables, Fla.	2 p.m.	RSN	White	Miami	1984	L, 73-62
J9	Louisville*	Coral Gables, Fla.	8 p.m.	ACCN	White	L'ville	980	L, 87-41
J12	Syracuse*	Coral Gables, Fla.	12 p.m.	ACCN	White	Cuse	951	W, 77-62
J16	North Carolina*	Chapel Hill, N.C.	6 p.m.	ACCNX	Black	UNC	1535	L, 78-58
J19	Notre Dame*	South Bend, Ind.	1 p.m.	ACCN	Orange	Miami	8059	L, 76-53
J23	Clemson*	Coral Gables, Fla.	6 p.m.	ACCN	White	Clemson	1316	W, 68-64
J26	Florida State*	Tallahassee, Fla.	2 p.m.	ACCN	Black	FSU	4569	L, 79-61
J30	Georgia Tech*	Coral Gables, Fla.	6 p.m.	ACCN	White	GT	847	W, 54-49 ^{OT}
F2	Virginia Tech*	Blacksburg, Va.	2 p.m.	ACCNX				
F9	Duke*	Coral Gables, Fla.	2 p.m.	ESPN2/ACCN				
F13	Virginia*	Charlottesville, Va.	7 p.m.	ACCNX				
F16	Clemson*	Clemson, S.C.	1 p.m.	ESPN2/ACCN				
F20	NC State*	Coral Gables, Fla.	8 p.m.	ACCN				
F23	Boston College*	Chestnut Hill, Mass.	4 p.m.	RSN				
F27	Wake Forest*	Winston-Salem, N.C.	7 p.m.	ACCNX				
M1	Pittsburgh*	Coral Gables, Fla.	3 p.m.	ACCNX				



MIAMI HURRICANES

numerical

No.	Name	Pos.	Ht.	Yr.	Hometown/HS/Previous
0	Kenza Salgues	G	5-9	Fr.	Montpellier, France / INSEP
1	Moulayna Johnson Sidi Baba	G/F	6-0	Fr.	Årsta, Sweden / Solna Gymnasium
3	Destiny Harden	F	6-0	R-So.	Chicago, Ill. // West Virginia
4	Endia Banks	G	5-9	Jr.	Duluth, Ga. / Duluth
5	Mykea Gray	G	5-4	Jr.	Upper Marlboro, Md. / National Christian Academy
12	Iggy Allen	G	5-10	R-Jr.	Pompano Beach, Fla. // Mississippi State
13	Taylor Mason	G	5-9	Jr.	Decatur, Ga. / Norcross
15	Jamir Huston	F	6-0	So.	Cleveland, Ohio / John Hay
20	Kelsey Marshall	G	5-9	Jr.	Davie, Fla. / Miami Country Day School
21	Brianna Jackson	F	6-3	Fr.	Virginia Beach, Va. / Princess Anne
22	Yasmeen Chang	G	5-9	Fr.	Naples, Fla. / Gulf Coast
32	Beatrice Mompremier	F	6-4	R-Sr.	Miami, Fla. // Baylor
44	Sydnee Roby	C	6-3	Fr.	Milwaukee, Wis. / Rufus King

alphabetical

No.	Name	Pos.	Ht.	Yr.	Hometown/HS/Previous
12	Iggy Allen	G	5-10	R-Jr.	Pompano Beach, Fla. // Mississippi State
4	Endia Banks	G	5-9	Jr.	Duluth, Ga. / Duluth
22	Yasmeen Chang	G	5-9	Fr.	Naples, Fla. / Gulf Coast
5	Mykea Gray	G	5-4	Jr.	Upper Marlboro, Md. / National Christian Academy
3	Destiny Harden	F	6-0	R-So.	Chicago, Ill. // West Virginia
15	Jamir Huston	F	6-0	So.	Cleveland, Ohio / John Hay
21	Brianna Jackson	F	6-3	Fr.	Virginia Beach, Va. / Princess Anne
1	Moulayna Johnson Sidi Baba	G/F	6-0	Fr.	Årsta, Sweden / Solna Gymnasium
20	Kelsey Marshall	G	5-9	Jr.	Davie, Fla. / Miami Country Day School
13	Taylor Mason	G	5-9	Jr.	Decatur, Ga. / Norcross
32	Beatrice Mompremier	F	6-4	R-Sr.	Miami, Fla. // Baylor
44	Sydnee Roby	C	6-3	Fr.	Milwaukee, Wis. / Rufus King
0	Kenza Salgues	G	5-9	Fr.	Montpellier, France / INSEP

basketball staff

- Head Coach:** Katie Meier (Duke '89 [B.A.] & '90 [M.A.], 15th season)
- Assistant Coach:** Octavia Blue (Miami '98, eighth season)
- Assistant Coach:** Tia Jackson (Iowa '95, fifth season)
- Assistant Coach:** Fitzroy Anthony (Palm Beach Atlantic '08, fifth season)
- Director of Ops. & Special Projects:** Margie Gill (Florida '03, sixth season)
- Director of Ops. / Coordinator of Recruiting:** Lonneta Hall (CSU-Northridge '94, 13th season)
- Operations Assistant / Analytics & Player Development:** Josh Wathen (UNF '18, first season)
- Video Coordinator:** Noelle Cobb (La Verne '17, first season)
- Athletic Trainer:** Natalie Fontela (Miami '13, fourth season)
- Strength & Conditioning Coach:** Brandi Walker (Towson '08 [B.S.] & George Washington '12 [M.S.]

PRONUNCIATION GUIDE

Endia Banks:	IN-Dee-Uh (like the country)
Mykea Gray:	My-KEY-Uh
Jamir Huston:	Juh-MEER...HUE-stin (like the city)
Brianna Jackson:	Bree-AHN-ah
Moulayna Johnson Sidi Baba:	Moo-LAY-nah...See-dee...Bah-bah
Katie Meier:	MY-Urr
Beatrice Mompremier:	MOM-Prih-Meer
Sydnee Roby:	ROH-bee
Kenza Salgues:	SAHL-gh

roster breakdown

By Class

Seniors	1
Beatrice Mompremier	
Juniors	5
Iggy Allen	
Endia Banks	
Mykea Gray	
Kelsey Marshall	
Taylor Mason	
Sophomores	2
Destiny Harden	
Jamir Huston	
Freshmen	5
Yasmeen Chang	
Brianna Jackson	
Moulayna Johnson Sidi Baba	
Sydnee Roby	
Kenza Salgues	

By Position

Guards	7
Iggy Allen	
Endia Banks	
Yasmeen Chang	
Mykea Gray	
Kelsey Marshall	
Taylor Mason	
Kenza Salgues	
Forwards	5
Destiny Harden	
Jamir Huston	
Brianna Jackson	
Moulayna Johnson Sidi Baba	
Beatrice Mompremier	
Center	1
Sydnee Roby	

By State/Country

Florida	4
Iggy Allen	
Yasmeen Chang	
Kelsey Marshall	
Beatrice Mompremier	
France	1
Kenza Salgues	
Georgia	1
Endia Banks	
Taylor Mason	
Maryland	1
Mykea Gray	
Illinois	1
Destiny Harden	
Ohio	1
Jamir Huston	
Sweden	1
Moulayna Johnson Sidi Baba	
Virginia	1
Brianna Jackson	
Wisconsin	1
Sydnee Roby	



RECORD WHEN

last time it happened

At home	11-4
On the road	0-5
Neutral site	1-0
Scoring 90-plus points	0-0
Scoring 80-plus points	2-1
Scoring 70-plus points	7-1
Scoring 60-plus points	9-5
Scoring under 60 points	2-6
Allowing under 60 points	4-1
Allowing under 50 points	2-0
Allowing under 40 points	0-0
Leading at halftime	9-2
Trailing at halftime	2-6
Tied at halftime	1-1
Outrebounding opponent	7-3
Outrebounded by opponent	3-6
Rebounds tied	2-0
Higher field goal percentage	10-1
Lower field goal percentage	2-8
Field goal percentage tied	0-0
Fewer turnovers	7-1
More turnovers	4-4
Turnovers tied	1-4
40-plus field goal percentage	9-1
Under 40 field goal percentage	3-8
30-plus 3-point field goal percentage	8-2
Under 30 3-point field goal percentage	4-7
90-plus free throw percentage	0-1
80-plus free throw percentage	2-0
70-plus free throw percentage	6-3
Under 70 free throw percentage	6-5
20-plus 3-point attempts	7-6
Under 20 3-point attempts	5-3
More free throw attempts	8-4
Fewer free throw attempts	4-5
Free throw attempts tied	0-0
More made free throws	6-4
Fewer made free throws	6-5
Made free throws tied	0-0
40-plus free throw attempts	0-0
30-plus free throw attempts	1-1
20-plus free throw attempts	6-2
Under 20 free throw attempts	6-7
20-plus turnovers forced	5-1
15-plus turnovers forced	6-4
10-plus turnovers forced	12-8
Under 10 turnovers forced	0-0
15-plus turnovers	8-7
Under 15 turnovers	4-2
20-plus assists	1-0
15-plus assists	8-0
Under 15 assists	4-9
More 3-pointers made	8-2
Fewer 3-pointers made	4-6
3-pointers made tied	0-1
One possession games	2-0
Final margin 10 or more points	6-7
Final margin fewer than 10 points	6-2
Final margin fewer than 5 points	4-0
Overtime game	1-0
With a 30-point scorer	0-1
With a 20-point scorer	3-4
With a 10-plus rebounder	8-2
Versus ranked opponents	0-6
Wearing white jerseys	8-4
Wearing orange jerseys	4-1
Wearing green jerseys	0-1
Wearing black jerseys	0-3
On Sundays	4-3
On Mondays	0-0
On Tuesdays	1-0
On Wednesdays	1-1
On Thursdays	2-3
On Fridays	2-1
On Saturdays	2-1
Day games	9-5
Night games	3-4

MIAMI INDIVIDUAL

Scored 20-29 points	Kelsey Marshall (21) at [14/14] Florida State (1/26/20)
Scored 30-39 points	Beatrice Mompremier (31) at [19/20] DePaul (11/23/19)
Scored 40+ points	Renee Taylor (42) at Houston (12/19/05)
Consecutive 20-point games	Kelsey Marshall (22 vs. Clemson, 21 at Florida State) (1/23-1/26)
Made 10-14 field goals	Beatrice Mompremier (12) at [19/20] DePaul (11/23/19)
Made 15+ field goals	Tamara James (17) vs. Fairfield (12/28/04)
Made six 3-point field goals	Mykea Gray (6) at Virginia Tech (2/21/19)
Made seven-plus 3-point field goals	Sarah Mortensen (8) at FIU (11/6/18)
Made 10-14 free throws	Emese Hof (11) at [13/14] Syracuse (1/23/19)
Made 15+ free throws	Desma Thomas (16) vs. Georgetown (2/25/97)
Had 15-19 rebounds	Beatrice Mompremier (18) at [19/20] DePaul (11/23/19)
Had 20+ rebounds	Beatrice Mompremier (22) vs. [22/20] Arizona State (3/24/19)
Had 10+ assists	Laura Cornelius (10) at No. 13/14 Syracuse (1/23/19)
Had 5-9 steals	Mykea Gray (5) vs. Georgia Tech (1/30/20)
Had 5+ blocks	Brianna Jackson (5) at [14/14] Florida State (1/26/20)
Had a double-double	Brianna Jackson (14 pts, 10 reb) vs. [8/8] Florida State (1/5/20)
20 points and 20 rebounds	Beatrice Mompremier (24 pts, 21 reb) vs. [11/11] Marquette (11/15/18)

MIAMI TEAM

Scored 80-89 points	80 vs. Miami (OH) (11/30/19)
Scored 90-99 points	90 vs. Vanderbilt (12/20/18)
Scored 100+ points	103 vs. Florida A&M (12/28/18)
Scored 100+ points in a conference game	100 vs. North Carolina (1/26/17)
Had 50-59 rebounds	58 vs. Binghamton (12/17/19)
Made 30-34 field goals	32 vs. Binghamton (12/17/19)
Made 35-39 field goals	36 vs. Florida A&M (12/28/18)
Made 40+ field goals	41 vs. UL-Monroe (12/16/11)
Made 10-14 3-point field goals	11 vs. Jackson State (11/10/19)
Made 15+ 3-point field goals	16 vs. Alabama (12/21/18)
Made 20-29 free throws	23 at [19/20] DePaul (11/23/19)
Made 30 free throws	34 vs. Boston College (1/27/19)
Dished 20-25 assists	24 vs. Vanderbilt (12/20/18)
Dished 25-29 assists	26 vs. Alabama (12/21/18)
Dished 30+ assists	30 vs. Prairie View A&M (11/17/11)
Recorded 15-19 steals	16 vs. Syracuse (1/12/19)
Recorded 20+ steals	22 vs. North Carolina (2/8/12)
Posted 10+ blocks	10 vs. NC A&T (11/22/19)
Four players with 10+ points	Mompremier (15), Gray (15), Banks (14), Marshall (18) vs. Washington St (12/21/19)
Five players with 10+ points	Hof (22), Mompremier (17), Marshall (17), Cornelius (11), Huston (10) vs. Florida A&M (12/28/18)
Two players with 20+ points	Endia Banks (23), Beatrice Mompremier (20) vs. IUPUI (11/17/19)
Two players with double-figure rebounds	Emese Hof (12), Beatrice Mompremier (10) vs. FGCU (3/22/19)
Two players with double-doubles	Mompremier (21 pts, 10 reb), Hof (10 pts, 12 reb) vs. FGCU (3/22/19)
Won by 30-39 points	30 vs. Virginia Tech (2/25/18)
Won by 40-49 points	49 vs. Florida A&M (12/28/18)
Won by 50+ points	51 at FIU (11/6/18)
Won in overtime	54-49 (OT) vs. Georgia Tech (1/30/20)
Lost in overtime	72-67 (OT) vs. Florida State (3/6/14)
Defeated a ranked opponent	79-73 at [2/2] Louisville (2/17/19)
Lost to a ranked opponent	79-61 at [14/14] Florida State (1/26/20)
Defeated a top 6-10 opponent	87-41 vs. [7/7] Louisville (1/9/20)
Lost to a top 6-10 opponent	73-62 vs. [8/8] Florida State (1/5/20)
Defeated a top-5 opponent	79-73 at [2/2] Louisville (2/17/19)
Lost to a top-5 opponent	75-53 vs. [7/5] Oregon State (11/29/19)

MIAMI OPPONENT

Scored 80-89 points	87 vs. [7/7] Louisville (1/9/20)
Scored 90-99 points	90 vs. Central Michigan (12/30/18)
Scored 100+ points	105 vs. [13/12] Florida State (1/11/18)
Won by 30-39 points	38 vs. [13/12] Florida State (1/11/18)
Won by 40-49 points	46 vs. [7/7] Louisville (1/9/20)
Won by 50+ points	58 vs. [1/1] Maryland (1/10/07)
Individual scored 30-39 points	Paris Kea (31) vs. North Carolina (2/4/18)
Individual scored 40+ points	Monique Currie (43) vs. Duke (2/19/06)
Individual had 15-19 rebounds	Janelle Bailey (15) at North Carolina (1/16/20)
Individual had 20+ rebounds	Crystal Langhorne (22) vs. Maryland (2/17/05)
Individual had 10+ assists	Kennedy Leonard (13) vs. Colorado (12/2/18)
Individual had 5+ steals	Taylor Koenen (5) at North Carolina (1/16/20)
Individual had 5+ blocks	Brianna Turner (5) vs. Notre Dame (2/7/19)



HEAD COACH KATIE MEIER

15TH SEASON | DUKE, 1989 (B.A.) | DUKE, 1990 (M.A.)

Hometown: Wheaton, Ill. | Head Coach: Charlotte, 2001-05 | Miami, 2005-pres.

MEIER'S CAREER

Assistant Coach	
1993-94	UNC Asheville
1994-99	Tulane
Associate Head Coach	
1999-2001	Tulane
Head Coach	
2001-05	Charlotte
2005-pres.	Miami

EDUCATION

Wheaton Central High School, 1985
 Duke University, 1989
 B.A. English (Literature)
 Duke University, 1990
 M.A. English (Teaching English)

NCAA APPEARANCES

2003 - Charlotte - First Round
 2011 - Miami - Second Round
 2012 - Miami - Second Round
 2013 - Miami - First Round
 2015 - Miami - Second Round
 2016 - Miami - First Round
 2017 - Miami - Second Round
 2018 - Miami - First Round

WNIT APPEARANCES

2004 - Charlotte - Second Round
 2005 - Charlotte - First Round
 2006 - Miami - Second Round
 2010 - Miami - Finals
 2014 - Miami - First Round

PLAYING CAREER

Wheaton Central High School, 1981-85
 Duke University, 1985-90
 BBC Mini-Flat Waregem (Belgium), 1990-93

MISCELLANEOUS

ACC Rookie of the Year, 1986
 GTE Academic All-American, 1988
 First Team All-ACC, 1990
 Kodak/WBCA District All-American, 1990
 Duke Hall of Honor Inductee, 2002
 ACC 50th Anniversary Team, 2002
 C-USA Coach of the Year, 2003
 WBCA Region 4 Coach of the Year, 2003
 ACC Legend, 2006
 Wheaton Central HS HOF Inductee, 2009
 ACC Coach of the Year, 2011
 WBCA Region 2 Coach of the Year, 2011
 AP National Coach of the Year, 2011
 USA Basketball Coach of the Year, 2013
 UM Sports HOF Inductee, 2017

Katie Meier completed her 14th season at the helm of the Hurricanes' women's basketball program in 2018-19. A well-known and respected figure in women's basketball with 18 years of head coaching experience, Meier has worked tirelessly to put her mark on Miami's program and to build a winning tradition.

In 2018-19, Meier guided her team to a 10th consecutive postseason appearance, including an eighth trip to the NCAA Tournament in the last nine years and fifth straight NCAA Tournament bid. Miami also reached 20-plus wins for the ninth time in 10 years and double-digit ACC victories for the seventh time in nine years.

Through the 2017-18 campaign, Meier has a career record of 353-217, including a 277-172 mark at Miami.

Honors and Accolades

Meier has been recognized for her coaching success numerous times throughout her career. From being named a co-recipient of the 2013 USA Basketball National Coach of the Year award following a 9-0 record and gold medal at the 2013 FIBA U19 World Championship, to being inducted into the University of Miami Sports Hall of Fame in 2017, Meier's name has become synonymous with elite basketball.

One of the most prestigious honors bestowed on Meier came at the conclusion of the 2010-11 season when she was named the Associated Press National Coach of the Year - sharing the award with Connecticut's Geno Auriemma and Stanford's Tara VanDerveer. That season, Meier led the Hurricanes into the NCAA tournament for the first time since 2004 and coached the Canes to their first NCAA Tournament win since 1993.

The Canes entered the 2010-11 season with high internal expectations, but were picked eighth in the Preseason ACC Poll. Miami exceeded all outside expectations posting a perfect 20-0 record inside BankUnited Center and finished conference play with a 12-2 record, earning their first regular season conference title since joining the league in 2004. As a result, Meier was named the ACC Coach of the Year and later would be selected as the WBCA/RUSSELL ATHLETIC Region 2 Coach of the Year, as voted on by her peers.

During the 2011-12 season, Meier coached the Canes to their highest ranking in program history at No. 5. Miami went undefeated at home for the second consecutive season, pushing the home win streak to 40 games.

Five people who have been assistants for Meier during her head coaching career have gone on to earn Division I head coaching positions: Lynn Bria (Stetson), Amanda Butler (Florida and Clemson), Darrick Gibbs (North Florida), Carolyn Kieger (Marquette) and Stephanie McCormick (Western Carolina). Additionally, 22 of Meier's players at Miami have gone on to play professionally after their college careers.

A New Era

Hired April 19, 2005, Meier was appointed by then-Miami AD Paul Dee in front of national and local media, fans, alumni and support staff, signifying the beginning of a new era.

Following an unprecedented career as one of the greatest athletes to ever play in the Atlantic Coast Conference, Meier quickly established herself in the coaching ranks. Following an impressive four-year tenure as the head coach at Charlotte where she helped bring the 49er program into national prominence, Meier made it clear that her goal was to make Miami one of the premier women's basketball programs in the country.

Creating a Winning Program

In her first season, Meier wasted little time in making the first steps towards those goals. After receiving little attention in the ACC preseason polls, the Hurricanes posted an impressive overall record of 17-13. Under Meier, Miami earned a berth into the second round of the 2006 Women's National Invitation Tournament and standout Tamara James produced one of the greatest seasons ever seen by a UM player, becoming Miami's all-time leading scorer. James was selected with the eighth overall pick in the 2006 WNBA Draft by the Washington Mystics.

Over the next two years, the Hurricanes continued to develop under Meier's direction. Miami's Renee Taylor emerged as the ACC's leading scorer in 2006-07, while Maurita Reid finished the 2007-08 campaign with 110 steals, good for second in the ACC and fifth in the NCAA.

With the No. 21-ranked incoming recruiting class, Meier and the Hurricanes saw significant improvement during the 2008-09 season. The freshman class was highlighted by McDonald's All-American Shenise Johnson of Henrietta, N.Y., and Riquna Williams from nearby Pahokee, Fla. Under Meier's guidance, Johnson was named the ACC Rookie of the Week on three occasions and was named to the ACC All-Freshmen team as well as ACC Honorable Mention. The

versatile guard/forward also led the U19 USA team to a gold medal finish in the 2009 World Championships in Bangkok, Thailand.

The 2009-10 season was one of the most successful in program history. Under Meier's vision, the Hurricanes advanced to the WNIT Championship game. Miami posted a 22-14 overall record - the first 20-win campaign since the 2002-03 season and just the eighth all-time in history. In her sophomore season, Johnson was named first team

MEIER'S CAREER RECORDS

School	Years	Overall	Conf.
Charlotte	2001-05	76-45	36-20
Miami	2005-pres.	289-181	114-109
Overall	18	365-226	151-129



All-ACC, while a healthy Riquna Williams garnered second-team honors. The tandem led Miami to a 5-1 WNIT record - the deepest postseason run in team history, with both earning all-tournament honors along the way.

Following the success of the 2009-10 campaign, Meier signed a contract extension through 2015 and the Hurricanes continued their rise in the ACC. Miami earned a conference regular season title in 2010-11 and returned to the NCAA Tournament for the first time in seven seasons. Johnson was named to four different All-America squads and became the second player in program history to be named the conference player of the year (Frances Savage - BIG EAST - 1992). Williams, along with Johnson, was named First Team All-ACC and was the conference scoring leader, posting 21.7 points per game.

Miami's dominance continued into the 2011-12 season. The Canes finished second in the conference standings with a record of 14-2 and were 26-6 overall, earning a No. 3 seed in the NCAA Tournament. UM also defeated the eventual conference tournament champion, Maryland, both times they played in the regular season.

Seniors Shenise Johnson and Riquna Williams continued to shine in the ACC as the duo were second and third in the league in scoring and each were again named First Team All-ACC. Johnson was also named to the All-ACC Defensive Team for the third consecutive season and earned a place on five different All-America teams, including the WBCA squad for the second straight year. Williams earned AP All-America third team recognition in her final collegiate campaign as well.

The Hurricanes went to a school record third straight NCAA Tournament in 2012-13, earning a No. 8 seed. Meier's Hurricanes defeated two top-10 opponents during the season, besting No. 6/7 Penn State and knocking off No. 5/4 Duke on senior day, marking the first win over a team in the top four of either poll in program history and the school's first win over the Blue Devils, who went 20-1 against ACC opponents that season, including winning the ACC Tournament.

After reaching the WNIT in 2014, Meier guided the Hurricanes back to the NCAA Tournament in 2015 and the 11th-seeded Hurricanes defeated No. 6 seed Washington in the first round, before dropping their second round matchup against third-seeded Iowa, the host school.

Earlier in the 2014-15 season, Meier also led the Hurricanes to the program's first win over a team in the top four of the AP Poll. They defeated No. 4/4 Notre Dame, 78-63, the Fighting Irish's only loss in their first two years in the ACC. Sophomore guard Adrienne Motley went on to be named a consensus First Team All-ACC pick after averaging 16.9 points on 49.2 percent shooting. Meier also earned her 250th career win during the season.

In 2015-16, Meier led Miami to a 24-9 record to tie for the fifth-most wins in a season in program history. Miami received a No. 5 seed the NCAA Tournament and made its fifth appearance in the field in the past six years. The 2015-16 campaign also saw the Hurricanes beat both Duke and North Carolina in the same year for the first time. The victory at North Carolina was good for the 200th of Meier's tenure at Miami. Adrienne Motley was also tabbed as a consensus First Team All-ACC honoree for the second straight year, in addition to garnering WBCA All-America Team Honorable Mention recognition.

In 2016-17, Meier guided the Hurricanes to a second straight 24-9 record. In the quarterfinals of the ACC Tournament, Miami again defeated a Florida State team ranked in the top 10, downing the No. 8/12 Seminoles, 56-54, to earn back-to-back semifinal appearances for the first time. The Hurricanes beat four top-25 teams, defeating three ranked teams – two of which were in the top 10 – away from home for the first time in the ACC era. Miami earned a No. 4 seed in the NCAA Tournament, hosting the first two rounds of play, and reached the second round for the fourth time in seven years.

Adrienne Motley and Jessica Thomas were both Second Team All-ACC picks in 2016-17, with Motley becoming Miami's fifth WNBA Draft pick. In addition, Motley, Thomas and Keyona Hayes formed the second Miami teammate trio to all reach 1,000 points and each signed a WNBA contract, the first time three Hurricanes in the same class did so.

Despite losing many talented players to graduation and injuries, Meier led the Hurricanes to a 21-11 finish in 2017-18 and surpassed 250 wins in her tenure with the program. Erykah Davenport, a Second Team All-ACC honoree, and Keyanna Harris became the first Miami seniors to make four straight NCAA Tournaments. Miami had two freshman all-league honorees for the first time since 1992-93 in the BIG EAST, as Mykea Gray and Kelsey Marshall both made the cut.

Establishing Her Legacy as a Player

Meier's success as a coach is a direct reflection of her playing career as a standout at Duke University. A four-year letter winner for the Blue Devils under head coach Debbie Leonard from 1986-90, Meier's name is scattered throughout the Duke record books.

She currently ranks among the school's all-time career leaders in scoring average (16.2 points per game), steals (232), free throws made (447) and free throws attempted (624). She is also listed among Duke's leaders in career points (1,761), field goals made (653), field goals attempted (1,283), assists (409) and rebounding average (6.1 rebounds per game).

Meier wasted no time making her mark at Duke, earning ACC Rookie of the Year and Basketball Yearbook Freshman All-America honors in 1986. Meier injured her knee in 1988 during her junior season and ultimately missed the entire 1988-89 campaign while recovering.

Meier returned to Duke for her senior season in 1990 without missing a beat, earning Kodak/WBCA District 2 All-America and All-ACC first team accolades while being named the Blue Devils' most valuable player.

In 2002, Meier was honored by Duke for her efforts as a player when she was named to the inaugural induction class in the Blue Devils' Hall of Honor. That same year, Meier was named to the ACC's 50th Anniversary Team. In 2006, she was once again honored by the conference when she was named an ACC Legend at the 2006 ACC Women's Basketball Tournament.

Meier's success on the court was only outdone by her accomplishments in the classroom. She was named to the Dean's List from 1986-88. In 1988 she also earned GTE Academic All-America Second Team honors.


After receiving a bachelor's degree in English literature with cum laude honors in 1989, Meier went on to earn a master's degree in teaching English from Duke in 1990.

Following her career at Duke, Meier moved overseas to play three seasons with BBC Mini-Flat Waregem in Belgium from 1990-93. There, she helped lead her team to three First Division regular season titles and one Belgian Cup Championship. While in Belgium, Meier also spent time teaching classes of conversational English while coaching teams of 15- to 17-year-olds.

A native of Wheaton, Ill., Meier graduated from Wheaton Central High School in 1985 and in October 2009 was inducted into her high school's athletic hall of fame.

MEIER YEAR-BY-YEAR

Year	School	Overall		Conf.		Post-Season
		W-L		W-L	Finish	
2001-02	Charlotte	16-13		7-7	t-7	
2002-03	Charlotte	21-9		12-2	1	NCAA 0-1
2003-04	Charlotte	17-14		8-6	7	WNIT 1-1
2004-05	Charlotte	22-9		9-5	t-5	WNIT 0-1
2005-06	Miami	17-13		6-8	6	WNIT 1-1
2006-07	Miami	11-19		2-12	11	
2007-08	Miami	9-21		2-12	12	
2008-09	Miami	13-17		2-12	t-10	
2009-10	Miami	22-14		4-10	t-10	WNIT 5-1
2010-11	Miami	28-5		12-2	t-1	NCAA 1-1
2011-12	Miami	26-6		14-2	2	NCAA 1-1
2012-13	Miami	21-11		11-7	t-4	NCAA 0-1
2013-14	Miami	16-15		8-8	8	WNIT 0-1
2014-15	Miami	20-13		8-8	8	NCAA 1-1
2015-16	Miami	24-9		10-6	t-5	NCAA 0-1
2016-17	Miami	24-9		10-6	7	NCAA 1-1
2017-18	Miami	21-11		10-6	t-6	NCAA 0-1
2018-19	Miami	25-9		12-4	4	NCAA 1-1
2019-20	Miami	12-9		4-6	-	-
Overall		365-226		151-129		12-14



G || Kenza Saglues
Fr. || 5-9 || Montpellier, France

- Knocked down her first collegiate bucket against Miami (OH) (11/30/19)
- Ranked the No. 20 international player in the 2018 class by ProspectsNations.com
- Four-star prospect and second-best player from France
- Represented France at the FIBA U18 Women's European Championship (Division A), helping her country to a seventh-place finish in Udine, Italy
- Averaged 8.1 points, 2.0 rebounds and 1.7 assists in seven games
- Also played in the FIBA U16 Women's European Championship in 2016
- Graduated from INSEP, a French training institute for the nation's elite athletes between 15-18 (alums include Tony Parker and Clint Capela)
- Is the first Frenchwoman to player under Katie Meier



PLAYER HIGHS

Minutes

19-20 24, vs. Florida State (1/5/20)
Career..... 24, vs. Florida State (1/5/20)

Points

19-20 7, vs. UNCA (12/20/19)
Career..... 7, vs. UNCA (12/20/19)

Field Goals Made

19-20 ...2, 2x, last vs. Florida State (1/5/20)
Career...2, 2x, last vs. Florida State (1/5/20)

Field Goals Attempted

19-20 ...7, 2x, last vs. Florida State (1/5/20)
Career...7, 2x, last vs. Florida State (1/5/20)

3-Point Field Goals Made

19-20 ...2, 2x, last vs. Florida State (1/5/20)
Career...2, 2x, last vs. Florida State (1/5/20)

3-Point Field Goals Attempted

19-20 ...7, 2x, last vs. Florida State (1/5/20)
Career...7, 2x, last vs. Florida State (1/5/20)

Free Throws Made

19-20 2, vs. Binghamton (12/17/19)
Career..... 2, vs. Binghamton (12/17/19)

Free Throws Attempted

19-20 2, 2x, last vs. UNCA (12/20/19)
Career..... 2, 2x, last vs. UNCA (12/20/19)

Rebounds

19-20 ...2, 3x, last vs. Florida State (1/5/20)
Career...2, 3x, last vs. Florida State (1/5/20)

Assists

19-20 2, vs. UNCA (12/20/19)
Career..... 2, vs. UNCA (12/20/19)

Blocks

19-20N/A
Career.....N/A

Steals

19-20N/A
Career.....N/A

Double-Doubles

19-20N/A
Career.....N/A

Double-Digit Game

19-20N/A
Career.....N/A

2019-20 game-by-game

Opponent	Date	gs	min	Total		3-Pointers		Free throws		Rebounds							pts	avg		
				fg-fga	pct	3fg-fga	pct	ft-fa	pct	off	def	tot	avg	pf	a	t/o			blk	stl
JACKSON ST.	11/10/19	3	0-0	.000	0-0	.000	0-0	.000	0	0	0	0.0	0	0	3	0	0	0	0.0	
NORTH FLORIDA	11/13/19	5	0-0	.000	0-0	.000	0-0	.000	0	0	0	0.0	0	1	0	0	0	0	0.0	
IUPUI	11/17/19	0	0-0	.000	0-0	.000	0-0	.000	0	0	0	0.0	0	0	0	0	0	0	0.0	
at #19/20 DePaul	11/23/19	dnp	-	-	-	-	-	-	-	-	-	-	-	-	-	-	-	-	-	
#7/5 OREGON STATE	11/29/19	6	0-1	.000	0-1	.000	0-0	.000	0	0	0	0.0	1	0	0	0	0	0	0.0	
MIAMI (OH)	11/30/19	12	1-2	.500	1-2	.500	0-0	.000	0	2	2	0.4	0	0	1	0	0	3	0.6	
#14/16 INDIANA	12/04/19	5	0-1	.000	0-1	.000	0-0	.000	0	0	0	0.3	1	0	0	0	0	0	0.5	
BINGHAMTON	12/17/19	6	0-3	.000	0-2	.000	2-2	1.000	0	0	0	0.3	1	1	1	1	0	0	2	
UNC ASHEVILLE	12/20/19	19	2-7	.286	2-7	.286	1-2	.500	0	2	2	0.5	2	2	2	0	0	7	1.5	
WASHINGTON ST.	12/21/19	2	0-0	.000	0-0	.000	0-0	.000	0	0	0	0.4	0	0	0	0	0	0	1.3	
WAKE FOREST	12/29/19	5	0-0	.000	0-0	.000	0-0	.000	0	0	0	0.4	0	0	0	0	0	0	1.2	
at Georgia Tech	01/02/20	0	0-0	.000	0-0	.000	0-0	.000	0	0	0	0.4	0	0	0	0	0	0	1.1	
#8 FLORIDA STATE	01/05/20	24	2-7	.286	2-7	.286	0-0	.000	1	0	1	0.4	2	2	2	0	0	6	1.5	
#7 LOUISVILLE	01/09/20	19	0-3	.000	0-3	.000	0-0	.000	0	1	1	0.5	1	0	0	0	0	0	1.4	
at North Carolina	01/16/20	12	1-1	1.000	1-1	1.000	0-0	.000	0	2	2	0.6	0	0	1	0	0	3	1.5	
at Notre Dame	01/19/20	12	0-5	.000	0-5	.000	0-0	.000	0	1	1	0.6	1	1	1	0	0	0	1.4	
CLEMSON	01/23/20	10	1-2	.500	1-1	1.000	0-0	.000	0	0	0	0.6	1	1	0	0	0	3	1.5	
at #14 Florida St.	01/26/20	8	0-1	.000	0-1	.000	0-0	.000	0	0	0	0.5	0	0	0	0	0	0	1.4	
GEORGIA TECH	01/30/20	4	0-0	.000	0-0	.000	0-0	.000	0	0	0	0.5	0	0	2	0	0	0	1.3	
Totals		0	152	7-33	.212	7-31	.226	3-4	.750	1	8	9	0.5	10	8	13	0	0	24	1.3

Games played: 18
Minutes/game: 8.4
Points/game: 1.3
FG Pct: 21.2
3FG Pct: 22.6
FT Pct: 75.0

Rebounds/game: 0.5
Assists/game: 0.4
Turnovers/game: 0.7
Assist/turnover ratio: 0.6

Career Stats

Season	gp-gs	min/avg	Total		3-Point		F-Throws		Rebounds				Scoring							
			fg-fga	pct	fg-fga	pct	ft-fa	pct	off	def	tot	avg	pf	fo	ast	to	blk	stl	pts	avg
2019-20	18-0	152/8.4	7-33	.212	7-31	.226	3-4	.750	1	8	9	0.5	10	0	8	13	0	0	24	1.3
TOTAL	18-0	152/8.4	7-33	.212	7-31	.226	3-4	.750	1	8	9	0.5	10	0	8	13	0	0	24	1.3



F || Moulayna Johnson Sidi Baba
Fr. || 6-0 || Arsta, Sweden

- Paces all Miami freshmen in minutes, averaging 18.6 per game
- Four-star international prospect according to Keil Moore Basketball
- Represented Sweden in August 2018 at the FIBA U18 Women's European Championship in Udine, Italy
- Logged a double-double in all three outings, highlighted by a 12-point, 18-rebound performance against Ireland
- Played for Sweden in the FIBA U16 Women's European Championship (Div. A)
- Becomes the second Swedish player to sign with Miami during Katie Meier's tenure



PLAYER HIGHS

Minutes

19-20 33, vs. DePaul (11/23/19)
Career..... 33, vs. DePaul (11/23/19)

Points

19-20 10, vs. DePaul (11/23/19)
Career..... 10, vs. DePaul (11/23/19)

Rebounds

19-20 6, 2x, last vs. DePaul (11/23/19)
Career..... 6, 2x, last vs. DePaul (11/23/19)

Assists

19-20 4, vs. DePaul (11/23/19)
Career..... 4, vs. DePaul (11/23/19)

Steals

19-20 2, 2x, last vs. NC A&T (11/22/19)
Career..... 2, 2x, last vs. NC A&T (11/22/19)

Blocks

19-20 1, vs. Jackson St. (11/10/19)
Career..... 1, vs. Jackson St. (11/10/19)

Field Goals Made

19-20 3, 2x, last vs. DePaul (11/23/19)
Career..... 3, 2x, last vs. DePaul (11/23/19)

Field Goals Attempted

19-20 9, vs. DePaul (11/23/19)
Career..... 9, vs. DePaul (11/23/19)

3-Point Field Goals Made

19-20 2, vs. DePaul (11/23/19)
Career..... 2, vs. DePaul (11/23/19)

3-Point Field Goals Attempted

19-20 4, vs. DePaul (11/23/19)
Career..... 4, vs. DePaul (11/23/19)

Free Throws Made

19-20 .. 2, 3x, last vs. Washington St (12/21/19)
Career..... 2, 2x, last vs. DePaul (11/23/19)

Free Throws Attempted

19-20 4, vs. DePaul (11/23/19)
Career..... 4, vs. DePaul (11/23/19)

Double-Doubles

19-20 N/A
Career..... N/A

Double-Digit Game

19-20 1
Career..... 1

2019-20 game-by-game

Opponent	Date	gs	min	Total		3-Pointers		Free throws		Rebounds				pf	a	t/o	blk	stl	pts	avg
				fg-fga	pct	3fg-fga	pct	ft-fa	pct	off	def	tot	avg							
JACKSON ST.	11/10/19	19	1-3	.333	1-3	.333	0-0	.000	1	1	2	2.0	1	3	1	1	2	3	3.0	
NORTH FLORIDA	11/13/19	20	3-5	.600	1-3	.333	0-2	.000	1	1	2	2.0	0	1	0	0	0	7	5.0	
IUPUI	11/17/19	27	0-3	.000	0-1	.000	0-0	.000	0	1	1	1.7	3	1	1	0	0	0	3.3	
vs N.C. A&T	11/22/19 *	25	1-6	.167	1-4	.250	2-2	1.000	3	3	6	2.8	0	0	0	0	2	5	3.8	
at #19/20 DePaul	11/23/19 *	33	3-9	.333	2-4	.500	2-4	.500	3	3	6	3.4	3	4	2	0	0	10	5.0	
#7/5 OREGON STATE	11/29/19 *	24	1-4	.250	0-2	.000	1-2	.500	0	2	2	3.2	0	1	1	0	0	3	4.7	
MIAMI (OH)	11/30/19	21	1-5	.200	1-3	.333	0-0	.000	1	2	3	3.1	0	2	2	0	0	3	4.4	
#14/16 INDIANA	12/04/19	23	1-5	.200	1-3	.333	0-0	.000	1	4	5	3.4	0	1	1	0	0	3	4.3	
BINGHAMTON	12/17/19	16	1-3	.333	0-1	.000	0-0	.000	1	2	3	3.3	1	0	2	0	1	2	4.0	
WASHINGTON ST.	12/21/19	11	1-2	.500	0-0	.000	2-2	1.000	1	1	2	3.2	0	0	1	0	0	4	4.0	
WAKE FOREST	12/29/19	21	2-6	.333	1-3	.333	0-3	.000	1	3	4	3.3	0	1	0	0	0	5	4.1	
at Georgia Tech	01/02/20	10	0-1	.000	0-1	.000	0-0	.000	2	1	3	3.3	0	0	1	0	0	0	3.8	
at North Carolina	01/16/20	3	0-0	.000	0-0	.000	0-0	.000	0	0	0	3.0	1	0	0	0	0	0	3.5	
at Notre Dame	01/19/20	24	2-5	.400	0-3	.000	0-0	.000	0	4	4	3.1	2	0	3	0	1	4	3.5	
CLEMSON	01/23/20	12	0-4	.000	0-3	.000	0-0	.000	0	1	1	2.9	0	0	0	0	0	0	3.3	
at #14 Florida St.	01/26/20	8	0-2	.000	0-2	.000	0-0	.000	0	2	2	2.9	2	0	2	0	0	0	3.1	
GEORGIA TECH	01/30/20	3	0-0	.000	0-0	.000	0-0	.000	0	0	0	2.7	0	0	1	0	0	0	2.9	
Totals		3	300	17-63	.270	8-36	.222	7-15	.467	15	31	46	2.7	13	14	18	1	6	49	2.9

Games played: 17
Minutes/game: 17.6
Points/game: 2.9
FG Pct: 27.0
3FG Pct: 22.2
FT Pct: 46.7

Rebounds/game: 2.7
Assists/game: 0.8
Turnovers/game: 1.1
Assist/turnover ratio: 0.8
Steals/game: 0.4
Blocks/game: 0.1

Career Stats

Season	gp-gs	min/avg	Total		3-Point		F-Throws		Rebounds				Scoring							
			fg-fga	pct	fg-fga	pct	ft-fa	pct	off	def	tot	avg	pf	fo	ast	to	blk	stl	pts	avg
2019-20	18-0	152/8.4	7-33	.212	7-31	.226	3-4	.750	1	8	9	0.5	10	0	8	13	0	0	24	1.3
TOTAL	18-0	152/8.4	7-33	.212	7-31	.226	3-4	.750	1	8	9	0.5	10	0	8	13	0	0	24	1.3



G || Destiny Harden
R-So. || 6-0 || Chicago, Ill.

- Has started six straight games, the only six starts of her career
- Hauled in a career-high eight rebounds at Notre Dame (1/19)
- Had a career-game against UNC (1/16), setting new career highs in points (12), minutes (28) and field goals made (5) - first career double-digit game
- Sat out the 2018-19 season due to NCAA transfer rules
- Played her freshman season at West Virginia University (2017-18)
- Played in 35 of 37 games for the Mountaineers, totaling 2.5 points and 1.5 rebounds in 8.2 minutes per game
- Listed as a four-star recruit by ProspectsNation.com and a three-star prospect by espnW HoopGurlz
- Earned Chicago Tribune Second Team All-State and USA TODAY All-USA Illinois Second Team honors

3

PLAYER HIGHS

Minutes

19-20 36, vs. Georgia Tech (1/30/20)
Career..... 36, vs. Georgia Tech (1/30/20)

Points

19-20 12, at UNC (1/16/20)
Career..... 12, at UNC (1/16/20)

Rebounds

19-20 8, at Notre Dame (1/19/20)
Career..... 8, at Notre Dame (1/19/20)

Assists

19-20 2, 2x, last at Florida St (1/26/20)
Career..... 3, vs. Morgan State (12/18/17)

Steals

19-20 3, 2x, last vs. Syracuse (1/12/20)
Career..... 4, 2x, last vs. Bucknell (3/15/18)

Blocks

19-20 2, 2x, last at Florida St (1/26/20)
Career..... 2, 5x, last at Florida St (1/26/20)

Field Goals Made

19-20 5, at UNC (1/16/20)
Career..... 5, at UNC (1/16/20)

Field Goals Attempted

19-20 10, at UNC (1/16/20)
Career..... 10, at UNC (1/16/20)

3-Point Field Goals Made

19-20 2, at UNC (1/16/20)
Career..... 2, at UNC (1/16/20)

3-Point Field Goals Attempted

19-20 5, vs. Louisville (1/9/20)
Career..... 5, vs. Louisville (1/9/20)

Free Throws Made

19-20 5, vs. Clemson (1/23/20)
Career..... 5, vs. Clemson (1/23/20)

Free Throws Attempted

19-20 6, vs. Clemson (1/23/20)
Career..... 9, vs. Kansas (2/14/18)

Double-Doubles

19-20 N/A
Career..... N/A

Double-Digit Game

19-20 1
Career..... 1

2019-20 game-by-game

Opponent	Date	gs	min	Total		3-Pointers		Free throws		Rebounds			pf	a	t/o	blk	stl	pts	avg	
				fg-fga	pct	3fg-fga	pct	ft-fa	pct	off	def	tot								avg
JACKSON ST.	11/10/19	8	0-0	.000	0-0	.000	0-0	.000	0	1	1	1.0	2	0	1	0	1	0	0.0	
NORTH FLORIDA	11/13/19	4	0-1	.000	0-0	.000	0-0	.000	0	0	0	0.5	1	0	1	0	0	0	0.0	
IUPUI	11/17/19	dnp	-	-	-	-	-	-	-	-	-	-	-	-	-	-	-	-	-	
vs N.C. A&T	11/22/19	3	0-0	.000	0-0	.000	0-0	.000	0	0	0	0.3	0	0	1	0	0	0	0.0	
at #19/20 DePaul	11/23/19	dnp	-	-	-	-	-	-	-	-	-	-	-	-	-	-	-	-	-	
#7/5 OREGON STATE	11/29/19	2	0-1	.000	0-1	.000	0-0	.000	1	0	1	0.5	1	0	1	0	0	0	0.0	
MIAMI (OH)	11/30/19	5	1-1	1.000	0-0	.000	0-2	.000	1	0	1	0.6	2	0	0	0	1	2	0.4	
BINGHAMTON	12/17/19	6	1-1	1.000	0-0	.000	0-0	.000	0	4	4	1.2	1	0	1	0	0	2	0.7	
UNC ASHEVILLE	12/20/19	9	0-5	.000	0-0	.000	2-2	1.000	1	0	1	1.1	2	0	1	0	3	2	0.9	
WASHINGTON ST.	12/21/19	dnp	-	-	-	-	-	-	-	-	-	-	-	-	-	-	-	-	-	
at Georgia Tech	01/02/20	4	0-1	.000	0-0	.000	0-0	.000	0	0	0	1.0	0	0	0	0	0	0	0.8	
#8 FLORIDA STATE	01/05/20	11	3-7	.429	1-1	1.000	0-0	.000	2	3	5	1.4	3	0	1	0	0	7	1.4	
#7 LOUISVILLE	01/09/20	20	1-5	.200	1-5	.200	0-0	.000	1	3	4	1.7	3	0	1	1	0	3	1.6	
SYRACUSE	01/12/20 *	22	3-7	.429	0-2	.000	0-0	.000	0	6	6	2.1	1	1	1	1	3	6	2.0	
at North Carolina	01/16/20 *	28	5-10	.500	2-4	.500	0-0	.000	4	2	6	2.4	4	0	4	0	1	12	2.8	
at Notre Dame	01/19/20 *	24	3-14	.214	0-2	.000	1-1	1.000	4	4	8	2.8	3	1	1	2	3	7	3.2	
CLEMSON	01/23/20 *	25	2-6	.333	0-3	.000	5-6	.833	1	6	7	3.1	3	2	1	2	1	9	3.6	
at #14 Florida St.	01/26/20 *	26	2-7	.286	0-2	.000	0-0	.000	1	5	6	3.3	4	2	1	0	1	4	3.6	
GEORGIA TECH	01/30/20 *	36	3-7	.429	1-2	.500	0-0	.000	0	5	5	3.4	2	1	2	2	2	7	3.8	
Totals		6	233	24-73	.329	5-22	.227	8-11	.727	16	39	55	3.4	32	7	18	8	16	61	3.8

Games played: 16
Minutes/game: 14.6
Points/game: 3.8
FG Pct: 32.9
3FG Pct: 22.7
FT Pct: 72.7

Rebounds/game: 3.4
Assists/game: 0.4
Turnovers/game: 1.1
Assist/turnover ratio: 0.4
Steals/game: 1.0
Blocks/game: 0.5

Career Stats

Season	gp-gs	min/avg	Total		3-Point		F-Throws		Rebounds				Scoring							
			fg-fga	pct	fg-fga	pct	ft-fa	pct	off	def	tot	avg	pf	fo	ast	to	blk	stl	pts	avg
2017-18*	35-0	286/8.2	35-79	.443	0-0	.000	18-41	.439	25	26	51	1.5	34	1	12	23	10	19	88	2.5
2019-20	16-6	233/14.6	24-73	.329	5-22	.227	8-11	.727	16	39	55	3.4	32	0	7	18	8	16	61	3.8
TOTAL	16-6	233/14.6	24-73	.329	5-22	.227	8-11	.727	16	39	55	3.4	32	0	7	18	8	16	61	3.8
All*	51-6	519/10.2	59-152	.388	5-22	.227	26-52	.500	41	65	106	2.1	66	1	19	41	18	35	149	2.9

* Statistics from prior team/school



G || Endia Banks
Jr. || 5-9 || Duluth, Ga.

- Hit the game-tying jumper in Miami's OT win over Georgia Tech (1/30), while playing a career-high 43 minutes for the Canes
- Tallied her first double-digit game since 12/21, with 10 points at FSU (1/26)
- Recorded the first 20-point outing her career with 23 points against IUPUI
- Finished third among Hurricanes in 2018-19 rebounding (3.5), offensive rebounding (0.8) and assists (2.2)
- Tabbed to the All-ACC Academic Team as a freshman
- Joined classmate Mykea Gray as the first Miami freshmen to start every game since Shenise Johnson in 2008-09
- Listed by ProspectsNation.com as a four-star recruit and the No. 53 player in the country



PLAYER HIGHS

Minutes

19-20 42, vs. Georgia Tech (1/30/20)
Career..... 42, vs. Georgia Tech (1/30/20)

Points

19-20 23, vs. IUPUI (11/17/19)
Career..... 23, vs. IUPUI (11/17/19)

Rebounds

19-20 7, vs. Georgia Tech (1/30/20)
Career..... 10, 2x, vs. Quinnipiac (3/17/18)

Assists

19-20 6, 3x, last vs. Clemson (1/23/20)
Career..... 8, vs. Kentucky (12/10/17)

Steals

19-20 5, vs. IUPUI (11/17/19)
Career..... 5, vs. IUPUI (11/17/19)

Blocks

19-20 N/A
Career.... 1, 6x, last vs. Quinnipiac (3/17/18)

Field Goals Made

19-20 9, vs. IUPUI (11/17/19)
Career..... 9, vs. IUPUI (11/17/19)

Field Goals Attempted

19-20 13, vs. IUPUI (11/17/19)
Career..... 14, vs. Indiana (12/4/19)

3-Point Field Goals Made

19-20 2, vs. UNCA (12/20/19)
Career..... 3, vs. FGCU (3/22/19)

3-Point Field Goals Attempted

19-20 4, vs. Jackson St. (11/10/19)
Career..... 6, vs. Indiana (12/4/19)

Free Throws Made

19-20 .. 5, 2x, last vs. Georgia Tech (1/30/20)
Career..... 6, vs. Michigan State (11/30/17)

Free Throws Attempted

19-20 .. 6, 4x, last vs. Georgia Tech (1/30/20)
Career..... 8, vs. Southern Illinois (12/20/17)

Double-Doubles

19-20 N/A
Career..... 1

Double-Digit Game

19-20 7
Career..... 19

2019-20 game-by-game

Opponent	Date	gs	min	Total		3-Pointers		Free throws		Rebounds				Other				pts	avg		
				fg-fga	pct	3fg-fga	pct	ft-fa	pct	off	def	tot	avg	pf	a	t/o	blk			stl	
JACKSON ST.	11/10/19	*	33	4-10	.400	1-4	.250	2-6	.333	2	1	3	3.0	0	6	6	0	3	11	11.0	
NORTH FLORIDA	11/13/19	*	29	3-6	.500	0-3	.000	0-0	.000	2	3	5	4.0	1	5	2	0	0	6	8.5	
IUPUI	11/17/19	*	36	9-13	.692	1-3	.333	4-4	1.000	0	3	3	3.7	0	4	2	0	5	23	13.3	
vs N.C. A&T	11/22/19	*	24	2-4	.500	1-1	1.000	2-3	.667	0	2	2	3.3	4	6	4	1	1	7	11.8	
at #19/20 DePaul	11/23/19	*	36	2-5	.400	1-2	.500	4-6	.667	0	6	6	3.8	3	3	4	0	3	9	11.2	
#7/5 OREGON STATE	11/29/19	*	26	5-8	.625	1-1	1.000	1-3	.333	0	4	4	3.8	2	1	3	0	1	12	11.3	
MIAMI (OH)	11/30/19	*	24	2-3	.667	1-2	.500	0-0	.000	0	3	3	3.7	1	4	3	0	1	5	10.4	
#14/16 INDIANA	12/04/19	*	30	3-14	.214	2-6	.333	5-6	.833	3	2	5	3.9	0	0	3	0	1	13	10.8	
BINGHAMTON	12/17/19	*	32	6-13	.462	0-1	.000	0-1	.000	2	3	5	4.0	0	4	2	0	0	12	10.9	
UNC ASHEVILLE	12/20/19	*	21	3-5	.600	2-3	.667	0-0	.000	2	2	4	4.0	1	3	0	0	0	8	10.6	
WASHINGTON ST.	12/21/19	*	35	6-9	.667	0-2	.000	2-2	1.000	1	2	3	3.9	1	1	1	0	0	14	10.9	
WAKE FOREST	12/29/19	*	29	3-7	.429	0-1	.000	1-2	.500	0	3	3	3.8	1	3	4	0	0	7	10.6	
at Georgia Tech	01/02/20	*	31	2-8	.250	1-3	.333	0-0	.000	0	3	3	3.8	1	2	4	0	0	5	10.2	
#8 FLORIDA STATE	01/05/20	*	27	1-8	.125	0-2	.000	0-2	.000	1	3	4	3.8	1	4	5	0	1	2	9.6	
#7 LOUISVILLE	01/09/20	*	23	0-7	.000	0-2	.000	0-0	.000	1	1	2	3.7	0	2	1	0	0	0	8.9	
SYRACUSE	01/12/20	*	27	3-5	.600	0-0	.000	0-0	.000	1	1	2	3.6	0	4	1	0	3	6	8.8	
at North Carolina	01/16/20	*	25	0-2	.000	0-1	.000	0-0	.000	0	2	2	3.5	2	2	1	0	1	0	8.2	
at Notre Dame	01/19/20	*	22	3-5	.600	0-1	.000	0-0	.000	1	2	3	3.4	3	2	2	0	0	6	8.1	
CLEMSON	01/23/20	*	27	1-7	.143	0-2	.000	0-1	.000	1	3	4	3.5	4	6	2	0	2	2	7.8	
at #14 Florida St.	01/26/20	*	37	4-8	.500	0-1	.000	2-3	.667	0	0	0	3.3	0	4	0	0	1	10	7.9	
GEORGIA TECH	01/30/20	*	42	2-9	.222	0-2	.000	5-6	.833	1	6	7	3.5	0	2	3	0	1	9	8.0	
Totals			21	616	64-156	.410	11-43	.256	28-45	.622	18	55	73	3.5	25	68	53	1	24	167	8.0

Games played: 21
Minutes/game: 29.3
Points/game: 8.0
FG Pct: 41.0
3FG Pct: 25.6
FT Pct: 62.2

Rebounds/game: 3.5
Assists/game: 3.2
Turnovers/game: 2.5
Assist/turnover ratio: 1.3
Steals/game: 1.1
Blocks/game: 0.0

Career Stats

Season	gp-gs	min/avg	Total		3-Point		F-Throws		Rebounds				Scoring							
			fg-fga	pct	fg-fga	pct	ft-fa	pct	off	def	tot	avg	pf	fo	ast	to	blk	stl	pts	avg
2017-18	32-32	845/26.4	99-222	.446	12-48	.250	37-55	.673	36	105	141	4.4	55	0	87	90	3	34	247	7.7
2018-19	34-14	730/21.5	50-143	.350	14-46	.304	14-23	.609	26	94	120	3.5	43	0	74	48	3	18	128	3.8
2019-20	21-21	616/29.3	64-156	.410	11-43	.256	28-45	.622	18	55	73	3.5	25	0	68	53	1	24	167	8.0
TOTAL	87-67	2191/25.2	213-521	.409	37-137	.270	79-123	.642	80	254	334	3.8	123	0	229	191	7	76	542	6.2



G || Mykea Gray
 Jr. || 5-4 || Upper Marlboro, Md.

- Has scored in double-figures in 16 games this season (six straight since 1/12)
- Eclipsed the 1,000-career point mark at UNC (1/16) with 21 points
- First player to post back-to-back 20-point games this season
- Leads all Canes in career 20-point games with 13 (three this season)
- Tallied the first block of her career against Wake Forest (12/29)
- One of three Miami players to start all 34 contests in 2018-19
- Scored double-digit points 22 times, including in 20 of the last 24 games with nine in a row, and tallied 15-plus 13 times, with 20-plus on six occasions
- Florida Sunshine Classic All-Tournament Team in 2018-19
- Tabbed ACC Rookie of the Week three times and earned a spot on the ACC All-Freshman Team in first season season (2017-18)



PLAYER HIGHS

Minutes

19-20 36, 2x, last at UNC (1/16/20)
 Career...37, 2x, last at Florida State (1/31/19)

Points

19-20 21, 2x, last at UNC (1/16/20)
 Career.....27, vs. FIU (11/10/17)

Rebounds

19-20 6, at UNC (1/16/20)
 Career.....7, vs. NC State (2/8/18)

Assists

19-20 6, vs. Clemson (1/23/20)
 Career.....6, 3x, last vs. Clemson (1/23/20)

Steals

19-20 6, at Florida State (1/26/20)
 Career.....6, at Florida State (1/26/20)

Blocks

19-20 1, vs. Wake Forest (12/29/19)
 Career.....1, vs. Wake Forest (12/29/19)

Field Goals Made

19-20 ...7, 3x, last vs. Florida State (1/5/20)
 Career.....9, vs. Stephen F. Austin (11/9/18)

Field Goals Attempted

19-20 19, vs. NC A&T (11/22/19)
 Career.....19, vs. NC A&T (11/22/19)

3-Point Field Goals Made

19-20 5, vs. Syracuse (1/12/20)
 Career.....6, at Virginia Tech (2/21/19)

3-Point Field Goals Attempted

19-20 9, vs. Syracuse (1/12/20)
 Career.....10, at Virginia Tech (2/21/19)

Free Throws Made

19-20 ..7, 4x, last vs. Georgia Tech (1/30/20)
 Career...10, 2x, last vs. Boston College (1/27/19)

Free Throws Attempted

19-20 9, vs. Washington St (12/21/19)
 Career...11, 3x, last vs. Boston College (1/27/19)

Double-Doubles

19-20 N/A
 Career.....N/A

Double-Digit Game

19-20 16
 Career..... 56

2019-20 game-by-game

Opponent	Date	gs	min	Total		3-Pointers		Free throws		Rebounds				Other					pts	avg	
				fg-fga	pct	3fg-fga	pct	ft-fa	pct	off	def	tot	avg	pf	a	t/o	blk	stl			
JACKSON ST.	11/10/19	*	25	4-8	.500	3-5	.600	1-2	.500	1	1	2	2.0	3	4	2	0	2	12	12.0	
NORTH FLORIDA	11/13/19	*	22	3-8	.375	2-6	.333	0-0	.000	0	2	2	2.0	1	3	2	0	1	8	10.0	
IUPUI	11/17/19	*	23	4-10	.400	1-4	.250	7-8	.875	0	2	2	2.0	3	2	2	0	1	16	12.0	
vs N.C. A&T	11/22/19	*	32	7-19	.368	3-8	.375	2-3	.667	1	1	2	2.0	4	1	2	0	5	19	13.8	
at #19/20 DePaul	11/23/19	*	21	0-5	.000	0-3	.000	0-2	.000	1	3	4	2.4	2	3	2	0	0	0	11.0	
#7/5 OREGON STATE	11/29/19	*	17	1-5	.200	0-3	.000	4-4	1.000	0	1	1	2.2	1	2	2	0	0	6	10.2	
MIAMI (OH)	11/30/19	*	26	4-11	.364	2-4	.500	0-0	.000	0	3	3	2.3	0	4	4	0	0	10	10.1	
#14/16 INDIANA	12/04/19	*	26	3-14	.214	1-5	.200	0-0	.000	0	2	2	2.3	1	0	2	0	1	7	9.8	
BINGHAMTON	12/17/19	*	28	5-16	.313	1-6	.167	4-4	1.000	2	0	2	2.2	1	5	3	0	3	15	10.3	
UNC ASHEVILLE	12/20/19	*	20	4-9	.444	1-4	.250	4-4	1.000	0	2	2	2.2	1	2	0	0	0	13	10.6	
WASHINGTON ST.	12/21/19	*	32	4-10	.400	0-1	.000	7-9	.778	1	0	1	2.1	0	2	3	0	2	15	11.0	
WAKE FOREST	12/29/19	*	35	7-12	.583	3-5	.600	0-0	.000	0	2	2	2.1	1	4	6	1	3	17	11.5	
at Georgia Tech	01/02/20	*	36	2-10	.200	2-7	.286	4-6	.667	1	2	3	2.2	2	4	2	0	4	10	11.4	
#8 FLORIDA STATE	01/05/20	*	32	7-11	.636	4-5	.800	3-5	.600	1	1	2	2.1	2	3	3	0	2	21	12.1	
#7 LOUISVILLE	01/09/20	*	23	0-6	.000	0-3	.000	3-4	.750	0	1	1	2.1	2	1	1	0	1	3	11.5	
SYRACUSE	01/12/20	*	35	6-14	.429	5-9	.556	3-4	.750	0	2	2	2.1	2	3	7	0	4	20	12.0	
at North Carolina	01/16/20	*	36	6-14	.429	2-8	.250	7-8	.875	0	6	6	2.3	3	5	4	0	0	21	12.5	
at Notre Dame	01/19/20	*	34	6-13	.462	2-5	.400	2-2	1.000	1	4	5	2.4	2	1	3	0	4	16	12.7	
CLEMSON	01/23/20	*	34	4-13	.308	2-7	.286	6-6	1.000	0	1	1	2.4	0	6	1	0	3	16	12.9	
at #14 Florida St.	01/26/20	*	34	4-15	.267	1-7	.143	3-5	.600	1	3	4	2.5	3	3	4	0	6	12	12.9	
GEORGIA TECH	01/30/20	*	35	4-15	.267	1-5	.200	7-8	.875	0	2	2	2.4	1	2	3	0	5	16	13.0	
Totals			21	606	85-238	.357	36-110	.327	67-84	.798	10	41	51	2.4	35	60	58	1	47	273	13.0

Games played: 21
 Minutes/game: 28.9
 Points/game: 13.0
 FG Pct: 35.7
 3FG Pct: 32.7
 FT Pct: 79.8

Rebounds/game: 2.4
 Assists/game: 2.9
 Turnovers/game: 2.8
 Assist/turnover ratio: 1.0
 Steals/game: 2.2
 Blocks/game: 0.0

Career Stats

Season	gp-gs	min/avg	Total		3-Point		F-Throws		Rebounds				Scoring							
			fg-fga	pct	fg-fga	pct	ft-fa	pct	off	def	tot	avg	pf	fo	ast	to	blk	stl	pts	avg
2017-18	32-32	830/25.9	121-335	.361	48-152	.316	83-111	.748	8	44	52	1.6	74	0	74	86	0	45	373	11.7
2018-19	34-34	953/28.0	135-337	.401	61-176	.347	98-126	.778	7	63	70	2.1	71	0	76	97	1	41	429	12.6
2019-20	21-21	606/28.9	85-238	.357	36-110	.327	67-84	.798	10	41	51	2.4	35	0	60	58	1	47	273	13.0
TOTAL	87-87	2389/27.5	341-910	.375	145-438	.331	248-321	.773	25	148	173	2.0	180	0	210	241	2	133	1075	12.4



G || Iggy Allen
R-Jr. || 5-9 || Pompano Beach, Fla.

- Scored a season-high nine points to go along with five rebounds against Louisville (1/9)
- Transferred from Mississippi State University after fall semester in 2018
- Redshirted in 2017-18 due to injury suffered in preseason practice
- Played in 20 games in 2016-17, helping the Bulldogs to the NCAA finals
- Ranked by ProspectsNation.com as a four-star recruit, as well as the No. 43 overall player in the class
- Finished as a Florida Dairy Farmers 6A Player of the Year finalist as a senior
- Aided her team to a 31-2 record, a 5A state title and an appearance in the Dick's Sporting Goods High School Nationals title game at Madison Square Garden
- Has a sister, Alicia Mardis, who plays basketball at Arkansas Tech

12

PLAYER HIGHS

Minutes	19-20 20, vs. Louisville (1/9/20)
Career..... 20, vs. Louisville (1/9/20)	
Points	19-20 9, vs. Louisville (1/9/20)
Career... 14, vs. San Jose State (11/26/16)*	
Rebounds	19-20 5, vs. Louisville (1/9/20)
Career..... 6, vs. Villanova (11/11/16)*	
Assists	19-20 3, vs. UNCA (12/20/19)
Career..... 3, 2x, last vs. UNCA (12/20/19)	
Steals	19-20 2, vs. Florida State (1/5/20)
Career... 3, vs. Northwestern St (12/28/16)*	
Blocks	19-20 N/A
Career..... N/A	
Field Goals Made	19-20 4, vs. Louisville (1/9/20)
Career..... 7, vs. San Jose State (11/26/16)*	
Field Goals Attempted	19-20 9, vs. Louisville (1/9/20)
Career..... 9, 2x, last vs. Louisville (1/9/20)	
3-Point Field Goals Made	19-20 1, vs. Louisville (1/9/20)
Career... 2, 2x, last vs. Oregon St (11/29/19)	
3-Point Field Goals Attempted	19-20 3, vs. Louisville (1/9/20)
Career..... 3, vs. Louisville (1/9/20)	
Free Throws Made	19-20 1, vs. UNCA (12/20/19)
Career... 3, vs. Northwestern St (12/28/16)*	
Free Throws Attempted	19-20 2, 2x, last vs. Louisville (1/9/20)
Career... 4, vs. Northwestern St (12/28/16)*	
Double-Doubles	19-20 N/A
Career..... N/A	
Double-Digit Game	19-20 N/A
Career..... 2	

2019-20 game-by-game

Opponent	Date	gs	min	Total		3-Pointers		Free throws		Rebounds				Scoring						
				fg-fga	pct	3fg-fga	pct	ft-fga	pct	off	def	tot	avg	pf	a	t/o	blk	stl	pts	avg
BINGHAMTON	12/17/19	7	0-3	.000	0-0	.000	0-0	.000	0	0	0	0.0	1	0	0	0	0	0	0	0.0
UNC ASHEVILLE	12/20/19	14	1-3	.333	0-0	.000	1-2	.500	1	1	2	1.0	1	3	1	0	1	3	1.5	
WASHINGTON ST.	12/21/19	dnp	-	-	-	-	-	-	-	-	-	-	-	-	-	-	-	-	-	
WAKE FOREST	12/29/19	5	0-0	.000	0-0	.000	0-0	.000	0	0	0	0.7	1	0	0	0	0	0	1.0	
#8 FLORIDA STATE	01/05/20	11	0-1	.000	0-0	.000	0-0	.000	2	2	4	1.5	2	0	2	0	2	0	0.8	
#7 LOUISVILLE	01/09/20	20	4-9	.444	1-3	.333	0-2	.000	3	2	5	2.2	1	0	2	0	1	9	2.4	
SYRACUSE	01/12/20	11	1-1	1.000	0-0	.000	2-2	1.000	1	1	2	2.2	1	1	1	0	0	4	2.7	
at North Carolina	01/16/20	12	1-4	.250	0-1	.000	0-0	.000	1	0	1	2.0	2	0	2	0	0	2	2.6	
at #14 Florida St.	01/26/20	7	0-0	.000	0-0	.000	0-0	.000	2	0	2	2.0	3	0	1	0	0	0	2.3	
GEORGIA TECH	01/30/20	1	0-0	.000	0-0	.000	0-0	.000	0	0	0	1.8	0	0	0	0	0	0	2.0	
Totals		0	88	7-21	.333	1-4	.250	3-6	500	10	6	16	1.8	12	4	9	0	4	18	2.0

Games played: 9
Minutes/game: 9.8
Points/game: 2.0
FG Pct: 33.3
3FG Pct: 25.0
FT Pct: 50.0

Rebounds/game: 1.8
Assists/game: 0.4
Turnovers/game: 1.0
Assist/turnover ratio: 0.4
Steals/game: 0.4

Career Stats

Season	gp-gs	min/avg	Total		3-Point		F-Throws		Rebounds				Scoring							
			fg-fga	pct	fg-fga	pct	ft-fga	pct	off	def	tot	avg	pf	fo	ast	to	blk	stl	pts	avg
2016-17*	20-0	111/5.6	22-46	.478	0-1	.000	9-14	.643	8	9	17	0.9	13	0	9	16	0	8	53	2.7
2019-20	9-0	88/9.8	7-21	.333	1-4	.250	3-6	.500	10	6	16	1.8	12	0	4	9	0	4	18	2.0
TOTAL	9-0	88/9.8	7-21	.333	1-4	.250	3-6	.500	10	6	16	1.8	12	0	4	9	0	4	18	2.0
All*	29-0	199/6.9	29-67	.433	1-5	.200	12-20	.600	18	15	33	1.1	25	0	13	25	0	12	71	2.4



G || Taylor Mason
Jr. || 5-9 || Decatur, Ga.

- Leads all bench players in points per game at 4.1
- One of seven Hurricanes to play in all 34 games in 2018-19
- Finished with double-digit points twice and posted five assists twice
- Played in all 32 games as a freshman (2017-18)
- Tabbed by espnW HoopGurlz as a four-star prospect and the nation's No. 66 recruit
- Teammate of Diamond DeShields as a freshman
- Won the 2016 Nike EYBL title with Team Elite
- Older brother, Nate, played basketball at Minnesota and was a First Team All-Big Ten pick in 2016-17

13

PLAYER HIGHS

Minutes
19-20 22, vs. Washington St (12/21/19)
Career... 28, vs. Stephen F. Austin (11/9/18)

Points
19-20 10, vs. Miami (OH) (11/30/19)
Career..... 13, vs. Notre Dame (2/7/19)

Rebounds
19-20 5, vs. Louisville (1/9/20)
Career..... 7, at Georgia Tech (2/22/18)

Assists
19-20 3, 2x, last vs. Syracuse (1/12/20)
Career... 5, 2x, last vs. Florida A&M (12/28/18)

Steals
19-20 3, vs. Washington St (12/21/19)
Career..... 3, vs. Washington St (12/21/19)

Blocks
19-20 ... 1, 2x, last at Notre Dame (1/19/20)
Career... 1, 2x, last at Notre Dame (1/19/20)

Field Goals Made
19-20 4, vs. North Florida (11/13/19)
Career... 4, 2x, last vs. North Florida (11/13/19)

Field Goals Attempted
19-20 7, vs. North Florida (11/13/19)
Career..... 10, at Iowa State (11/18/18)

3-Point Field Goals Made
19-20 2, vs. Oregon St (11/29/19)
Career... 2, 2x, last vs. Oregon St (11/29/19)

3-Point Field Goals Attempted
19-20 3, vs. Syracuse (1/12/20)
Career..... 4, at Iowa State (11/18/18)

Free Throws Made
19-20 6, vs. Miami (OH) (11/30/19)
Career..... 6, vs. Miami (OH) (11/30/19)

Free Throws Attempted
19-20 7, vs. Miami (OH) (11/30/19)
Career..... 7, vs. Miami (OH) (11/30/19)

Double-Doubles
19-20 N/A
Career..... N/A

Double-Digit Game
19-20 1
Career..... 14

2019-20 game-by-game

Opponent	Date	gs	min	Total		3-Pointers		Free throws		Rebounds				Other				pts	avg			
				fg-fga	pct	3fg-fga	pct	ft-fa	pct	off	def	tot	avg	pf	a	t/o	blk			stl		
JACKSON ST.	11/10/19		dnp	-	-	-	-	-	-	-	-	-	-	-	-	-	-	-	-	-	-	-
NORTH FLORIDA	11/13/19	19	19	4-7	.571	0-1	.000	0-1	.000	0	1	1	1.0	1	2	1	0	0	8	8.0		
IUPUI	11/17/19	19	19	1-2	.500	0-1	.000	2-2	1.000	0	1	1	1.0	1	1	2	0	2	4	6.0		
vs N.C. A&T	11/22/19	20	14	2-4	.250	0-0	.000	2-2	1.000	0	0	0	0.7	2	1	4	0	1	4	5.3		
at #19/20 DePaul	11/23/19	16	16	1-3	.333	0-0	.000	1-2	.500	0	0	0	0.5	0	0	3	0	0	3	4.8		
#7/5 OREGON STATE	11/29/19	16	16	3-4	.750	2-2	1.000	1-2	.500	0	1	1	0.6	1	1	2	0	2	9	5.6		
MIAMI (OH)	11/30/19	20	20	2-5	.400	0-2	.000	6-7	.857	1	3	4	1.2	1	3	3	1	0	10	6.3		
#14/16 INDIANA	12/04/19	26	26	3-10	.300	0-1	.000	0-0	.000	1	3	4	1.6	3	0	0	0	1	6	6.3		
BINGHAMTON	12/17/19	17	17	2-5	.400	1-2	.500	0-0	.000	0	2	2	1.6	0	0	0	0	0	5	6.1		
UNC ASHEVILLE	12/20/19	17	17	1-3	.333	0-1	.000	0-0	.000	0	2	2	1.7	1	2	0	0	0	2	5.7		
WASHINGTON ST.	12/21/19	22	22	0-3	.000	0-0	.000	0-0	.000	0	2	2	1.7	2	2	0	0	3	0	5.1		
WAKE FOREST	12/29/19	11	11	1-2	.500	0-1	.000	0-0	.000	0	0	0	1.5	1	0	2	0	1	2	4.8		
at Georgia Tech	01/02/20	18	18	3-6	.500	1-3	.333	0-0	.000	0	4	4	1.8	0	2	2	0	0	7	5.0		
#8 FLORIDA STATE	01/05/20	21	21	1-6	.167	0-2	.000	0-0	.000	1	1	2	1.8	2	0	1	0	0	2	4.8		
#7 LOUISVILLE	01/09/20	21	18	1-8	.125	0-2	.000	1-2	.500	0	5	5	2.0	1	0	0	0	0	3	4.6		
SYRACUSE	01/12/20	25	25	2-5	.400	1-3	.333	0-0	.000	1	3	4	2.1	2	3	0	0	1	5	4.7		
at North Carolina	01/16/20	14	14	1-6	.167	0-3	.000	1-2	.500	1	0	1	2.1	0	0	2	0	1	3	4.6		
at Notre Dame	01/19/20	24	15	2-5	.400	0-2	.000	2-2	1.000	1	1	2	2.1	1	1	0	0	0	4	4.5		
CLEMSON	01/23/20	10	10	0-3	.000	0-2	.000	0-0	.000	0	0	0	1.9	0	1	0	0	0	0	4.3		
at #14 Florida St.	01/26/20	4	4	0-0	.000	0-0	.000	0-0	.000	0	1	1	1.9	2	0	0	0	0	0	4.1		
GEORGIA TECH	01/30/20	12	12	1-1	1.000	0-0	.000	3-4	.750	0	0	0	1.8	0	1	1	0	0	5	4.1		
Totals		0	352	29-88	.330	5-28	.179	19-26	.731	6	30	36	1.8	21	20	23	2	12	82	4.1		

Games played: 20
Minutes/game: 17.6
Points/game: 4.1
FG Pct: 33.0
3FG Pct: 17.9
FT Pct: 73.1

Rebounds/game: 1.8
Assists/game: 1.0
Turnovers/game: 1.2
Assist/turnover ratio: 0.9
Steals/game: 0.6
Blocks/game: 0.1

Career Stats

Season	gp-gs	min/avg	Total		3-Point		F-Throws		Rebounds				Scoring							
			fg-fga	pct	fg-fga	pct	ft-fa	pct	off	def	tot	avg	pf	fo	ast	to	blk	stl	pts	avg
2017-18	32-0	398/12.4	26-79	.329	4-15	.267	22-37	.595	16	30	46	1.4	34	0	23	26	0	13	78	2.4
2018-19	34-0	544/16.0	31-100	.310	8-36	.222	34-45	.756	22	45	67	2.0	45	0	41	32	1	11	104	3.1
2019-20	20-0	352/17.6	29-88	.330	5-28	.179	19-26	.731	6	30	36	1.8	21	0	20	23	2	12	82	4.1
TOTAL	86-0	1294/15.0	86-267	.322	17-79	.215	75-108	.694	44	105	149	1.7	100	0	84	81	3	36	264	3.1



F || Jamir Huston
So. || 6-0 || Cleveland, Ohio

- Tied her career-highs with four made field goals and three steals in a career-high 35 minutes against Georgia Tech (1/30)
- Eclipsed the double-digit rebound mark for the second time in her career (1/30)
- Set a career-high in rebounds with 13 against Miami (OH) (11/30/19), her first double-digit rebound game of her career
- Tabbed as a three-star recruit and the No. 14 wing prospect in the nation by espnW HoopGurlz
- Averaged 20.4 points, 11.5 rebounds, 2.2 assists and 4.1 steals as a senior
- Helped lead her AAU team, Sports City U, to the championship game of the U.S. Junior Nationals U17 National Championship in July 2018
- Cousin, Denzel Ward, plays for the Cleveland Browns and was the fourth pick in the 2018 NFL Draft

15

PLAYER HIGHS

Minutes

19-20 35, vs. Georgia Tech (1/30/20)
Career..... 35, vs. Georgia Tech (1/30/20)

Points

19-20 .. 8, 2x, last vs. Georgia Tech (1/30/20)
Career..... 10, vs. Florida A&M (12/28/18)

Rebounds

19-20 13, vs. Miami (OH) (11/30/19)
Career..... 13, vs. Miami (OH) (11/30/19)

Assists

19-20 3, vs. Georgia Tech (1/30/20)
Career..... 4, vs. Alabama (12/21/18)

Steals

19-20 .. 3, 2x, last vs. Georgia Tech (1/30/20)
Career...3, 3x, last vs. Georgia Tech (1/30/20)

Blocks

19-20 2, vs. NC A&T (11/22/19)
Career..... 3, vs. UMES (12/16/18)

Field Goals Made

19-20 4, vs. Georgia Tech (1/30/20)
Career...4, 2x, last vs. Georgia Tech (1/30/20)

Field Goals Attempted

19-20 .. 8, 2x, last vs. Georgia Tech (1/30/20)
Career...8, 2x, last vs. Georgia Tech (1/30/20)

3-Point Field Goals Made

19-20 1, vs. Binghamton (12/17/19)
Career..... 1, vs. Binghamton (12/17/19)

3-Point Field Goals Attempted

19-20 1, 3x, last vs. Clemson (1/23/20)
Career..... 1, 3x, last vs. Clemson (1/23/20)

Free Throws Made

19-20 4, vs. Indiana (12/4/19)
Career..... 4, 2x, last vs. Indiana (12/4/19)

Free Throws Attempted

19-20 6, vs. Indiana (12/4/19)
Career..... 6, 3x, last vs. Indiana (12/4/19)

Double-Doubles

19-20 N/A
Career..... N/A

Double-Digit Game

19-20 N/A
Career..... 1

2019-20 game-by-game

Opponent	Date	gs	min	Total		3-Pointers		Free throws		Rebounds				pf	a	t/o	blk	stl	pts	avg	
				fg-fga	pct	3fg-fga	pct	ft-fa	pct	off	def	tot	avg								
JACKSON ST.	11/10/19	*	9	3-4	.750	0-0	.000	0-1	.000	3	2	5	5.0	4	0	0	0	0	6	6.0	
NORTH FLORIDA	11/13/19	*	14	0-4	.000	0-0	.000	0-0	.000	2	2	4	4.5	2	1	1	0	1	0	3.0	
IUPUI	11/17/19	*	13	0-1	.000	0-0	.000	0-0	.000	1	1	2	3.7	0	0	2	0	0	0	2.0	
vs N.C. A&T	11/22/19		11	0-1	.000	0-1	.000	0-0	.000	2	0	2	3.3	2	0	2	2	0	0	1.5	
at #19/20 DePaul	11/23/19		11	2-3	.667	0-0	.000	0-0	.000	3	2	5	3.6	3	0	0	0	0	4	2.0	
#7/5 OREGON STATE	11/29/19		18	0-0	.000	0-0	.000	1-2	.500	3	1	4	3.7	1	0	0	0	0	1	1.8	
MIAMI (OH)	11/30/19		17	2-3	.667	0-0	.000	0-2	.000	2	11	13	5.0	0	1	2	0	0	4	2.1	
#14/16 INDIANA	12/04/19		14	0-1	.000	0-0	.000	4-6	.667	5	3	8	5.4	4	1	2	0	1	4	2.4	
BINGHAMTON	12/17/19	*	18	3-5	.600	1-1	1.000	0-0	.000	3	6	9	5.8	2	1	3	0	3	7	2.9	
UNC ASHEVILLE	12/20/19	*	18	1-1	1.000	0-0	.000	0-0	.000	3	2	5	5.7	2	2	0	1	1	2	2.8	
WASHINGTON ST.	12/21/19	*	25	3-6	.500	0-0	.000	2-5	.400	3	2	5	5.6	3	0	1	0	1	8	3.3	
WAKE FOREST	12/29/19	*	18	0-4	.000	0-0	.000	1-2	.500	1	4	5	5.6	3	2	0	0	2	1	3.1	
at Georgia Tech	01/02/20	*	23	2-5	.400	0-0	.000	0-0	.000	1	5	6	5.6	2	0	0	0	0	4	3.2	
#8 FLORIDA STATE	01/05/20	*	12	3-4	.750	0-0	.000	1-2	.500	1	0	1	5.3	4	0	0	0	1	7	3.4	
#7 LOUISVILLE	01/09/20	*	11	0-1	.000	0-0	.000	0-2	.000	2	0	2	5.1	2	0	2	0	0	0	3.2	
SYRACUSE	01/12/20		17	3-3	1.000	0-0	.000	2-4	.500	2	0	2	4.9	3	0	2	1	1	8	3.5	
at North Carolina	01/16/20		3	0-2	.000	0-0	.000	0-0	.000	1	2	3	4.8	2	0	0	0	0	0	3.3	
at Notre Dame	01/19/20		17	1-5	.200	0-0	.000	0-0	.000	2	1	3	4.7	1	0	3	0	0	2	3.2	
CLEMSON	01/23/20		21	3-8	.375	0-1	.000	0-0	.000	3	1	4	4.6	3	0	1	1	0	6	3.4	
at #14 Florida St.	01/26/20		12	1-3	.333	0-0	.000	0-0	.000	0	0	0	4.4	2	0	0	0	0	2	3.3	
GEORGIA TECH	01/30/20		35	4-8	.500	0-0	.000	0-2	.000	6	4	10	4.7	2	3	2	0	3	8	3.5	
Totals			10	337	31-72	.431	1-3	.333	11-28	.393	49	49	98	4.7	47	11	23	5	14	74	3.5

Games played: 21
Minutes/game: 16.0
Points/game: 3.5
FG Pct: 43.1
3FG Pct: 33.3
FT Pct: 39.3

Rebounds/game: 4.7
Assists/game: 0.5
Turnovers/game: 1.1
Assist/turnover ratio: 0.5
Steals/game: 0.7
Blocks/game: 0.2

Career Stats

Season	gp-gs	min/avg	Total		3-Point		F-Throws		Rebounds				Scoring							
			fg-fga	pct	fg-fga	pct	ft-fa	pct	off	def	tot	avg	pf	fo	ast	to	blk	stl	pts	avg
2018-19	24-0	176/7.3	15-37	.405	0-0	.000	12-25	.480	20	25	45	1.9	30	0	9	15	7	13	42	1.8
2019-20	21-10	337/16.0	31-72	.431	1-3	.333	11-28	.393	49	49	98	4.7	47	0	11	23	5	14	74	3.5
TOTAL	45-10	513/11.4	46-109	.422	1-3	.333	23-53	.434	69	74	143	3.2	77	0	20	38	12	27	116	2.6



G || Kelsey Marshall
Jr. || 5-9 || Davie, Fla.

- Posted back-to-back 20-point games (22 vs. Clemson, 21 at Florida St.) tying her career-highs in 3-pointers (five) and field goals made (eight).
- Set a new career-high in points (22) and minutes (38) against DePaul (11/23) and was named to the Maggie Dixon Classic All-Tournament Team
- Paced the Hurricanes in made 3-pointers (67), while finishing third in 3-point percentage (37.4) in 2018-19
- Lone Hurricane to connect on three-plus 3-pointers in a game without a miss, posting a 5-of-5 outing that tied for third-best in program history
- Tabbed to the Blue Ribbon Panel ACC All-Freshman Team and All-ACC Academic Team in 2017-18
- Listed by espnW HoopGurlz as a five-star prospect and the No. 44 player in the nation
- Head football coach Manny Diaz also attended Miami Country Day School

20

PLAYER HIGHS

Minutes

19-20 38, vs. DePaul (11/23/19)
Career..... 38, vs. DePaul (11/23/19)

Points

19-20 22, 2x, last vs. Clemson (1/23/20)
Career..... 22, 2x, last vs. Clemson (1/23/20)

Rebounds

19-20 5, 2x, last vs. Wake Forest (12/29/19)
Career..... 8, 2x, last vs. Marquette (11/15/19)

Assists

19-20 5, vs. Miami (OH) (11/30/19)
Career..... 6, vs. Virginia Tech (2/25/18)

Steals

19-20 3, vs. Florida State (1/5/20)
Career..... 4, 2x, last at Wake Forest (1/6/19)

Blocks

19-20 2, vs. Wake Forest (12/29/19)
Career..... 2, 2x, last vs. Wake Forest (12/29/19)

Field Goals Made

19-20 8, 2x, last at Florida St (1/26/20)
Career..... 8, 2x, last at Florida St (1/26/20)

Field Goals Attempted

19-20 18, at Florida St (1/26/20)
Career..... 18, at Florida St (1/26/20)

3-Point Field Goals Made

19-20 5, 2x, last at Florida St (1/26/20)
Career..... 5, 3x, last at Florida St (1/26/20)

3-Point Field Goals Attempted

19-20 11, at Florida St (1/26/20)
Career..... 11, at Florida St (1/26/20)

Free Throws Made

19-20 7, vs. DePaul (11/23/19)
Career..... 7, vs. DePaul (11/23/19)

Free Throws Attempted

19-20 7, vs. DePaul (11/23/19)
Career..... 7, vs. DePaul (11/23/19)

Double-Doubles

19-20 N/A
Career..... N/A

Double-Digit Game

19-20 13
Career..... 42

2019-20 game-by-game


Opponent	Date	gs	min	Total		3-Pointers		Free throws		Rebounds				pf	a	t/o	blk	stl	pts	avg	
				fg-fga	pct	3fg-fga	pct	ft-fa	pct	off	def	tot	avg								
JACKSON ST.	11/10/19	*	31	6-11	.545	4-7	.571	2-2	1.000	1	3	4	4.0	1	4	4	1	1	18	18.0	
NORTH FLORIDA	11/13/19	*	27	6-11	.545	4-9	.444	0-2	.000	0	4	4	4.0	3	1	2	0	2	16	17.0	
IUPUI	11/17/19	*	32	3-9	.333	2-5	.400	0-0	.000	0	5	5	4.3	3	4	1	0	1	8	14.0	
vs N.C. A&T	11/22/19	*	25	4-13	.308	2-9	.222	0-1	.000	1	1	2	3.8	4	3	3	1	2	10	13.0	
at #19/20 DePaul	11/23/19	*	38	6-13	.462	3-8	.375	7-7	1.000	0	5	5	4.0	2	2	4	0	0	22	14.8	
#7/5 OREGON STATE	11/29/19	*	32	1-8	.125	0-5	.000	1-1	1.000	1	1	2	3.7	0	2	1	0	1	3	12.8	
MIAMI (OH)	11/30/19	*	21	1-7	.143	1-6	.167	0-0	.000	1	2	3	3.6	0	5	2	0	0	3	11.4	
#14/16 INDIANA	12/04/19	*	22	0-2	.000	0-2	.000	0-0	.000	0	2	2	3.4	1	1	2	0	0	0	10.0	
BINGHAMTON	12/17/19	*	23	4-9	.444	3-8	.375	0-0	.000	0	2	2	3.2	4	3	1	0	0	11	10.1	
UNC ASHEVILLE	12/20/19	*	21	3-5	.600	3-5	.600	2-2	1.000	0	1	1	3.0	2	2	1	0	0	11	10.2	
WASHINGTON ST.	12/21/19	*	29	6-14	.429	4-8	.500	2-2	1.000	0	3	3	3.0	1	2	0	0	0	18	10.9	
WAKE FOREST	12/29/19	*	20	5-11	.455	2-6	.333	0-0	.000	0	5	5	3.2	1	3	0	2	0	12	11.0	
at Georgia Tech	01/02/20	*	32	6-12	.500	2-7	.286	0-0	.000	0	0	0	2.9	4	2	3	0	2	14	11.2	
#8 FLORIDA STATE	01/05/20	*	20	1-5	.200	0-3	.000	1-2	.500	0	0	0	2.7	1	2	3	0	3	3	10.6	
#7 LOUISVILLE	01/09/20	*	12	1-7	.143	1-5	.200	0-0	.000	0	1	1	2.6	2	2	1	1	1	3	10.1	
SYRACUSE	01/12/20	*	34	7-14	.500	2-6	.333	3-4	.750	0	3	3	2.6	1	4	2	0	2	19	10.7	
at North Carolina	01/16/20	*	32	2-10	.200	1-8	.125	0-0	.000	0	1	1	2.5	3	2	2	0	2	5	10.4	
at Notre Dame	01/19/20	*	24	4-10	.400	2-5	.400	0-0	.000	0	0	0	2.4	1	3	1	0	0	10	10.3	
CLEMSON	01/23/20	*	35	8-12	.667	5-8	.625	1-3	.333	0	1	1	2.3	1	2	2	0	2	22	10.9	
at #14 Florida St.	01/26/20	*	31	8-18	.444	5-11	.455	0-2	.000	1	1	2	2.3	5	3	1	0	1	21	11.5	
GEORGIA TECH	01/30/20	*	33	3-10	.300	1-5	.200	0-0	.000	0	4	4	2.4	2	3	2	0	1	7	11.2	
Totals			21	574	85-211	.403	47-136	.346	19-28	.679	5	45	50	2.4	42	55	38	5	21	236	11.2

Games played: 21
Minutes/game: 27.3
Points/game: 11.2
FG Pct: 40.3
3FG Pct: 34.6
FT Pct: 67.9

Rebounds/game: 2.4
Assists/game: 2.6
Turnovers/game: 1.8
Assist/turnover ratio: 1.4
Steals/game: 1.0
Blocks/game: 0.2

Career Stats

Season	gp-gs	min/avg	Total		3-Point		F-Throws		Rebounds				Scoring							
			fg-fga	pct	fg-fga	pct	ft-fa	pct	off	def	tot	avg	pf	fo	ast	to	blk	stl	pts	avg
2017-18	31-0	599/19.3	80-221	.362	51-155	.329	37-50	.740	11	57	68	2.2	49	0	39	49	1	25	248	8.0
2018-19	34-20	788/23.2	95-248	.383	67-177	.379	11-18	.611	8	71	79	2.3	66	1	59	49	5	25	268	7.9
2019-20	21-21	574/27.3	85-211	.403	47-136	.346	19-28	.679	5	45	50	2.4	42	1	55	38	5	21	236	11.2
TOTAL	86-41	1961/22.8	260-680	.382	165-468	.353	67-96	.698	24	173	197	2.3	157	2	153	136	11	71	752	8.7



F || Brianna Jackson
Fr. || 6-3 || Virginia Beach, Va.

21

- Had a career outing against No. 8/8 Florida State with her first career double-double (14 points, 10 rebounds) and a career-high three steals
- Earned her first collegiate start on Nov. 30 against Miami (OH), shooting 80 percent from the field for nine points and four rebounds
- A four-star prospect as ranked by espnW HoopGurlz and ProspectsNation.com
- Checks in as the No. 92 prospect in the nation according to HoopGurlz
- Named the Virginia Class 5 State Player of the Year
- Helped Princess Anne to the Class 5A State Championship title, recording 23 points, 16 rebounds and five blocks in the game
- Averaged 13.2 points, 10.1 rebounds and 2.8 blocks as a senior
- Won the state title all four years of high school

PLAYER HIGHS

Minutes

19-2032, at Florida St (1/26/20)
Career.....32, at Florida St (1/26/20)

Points

19-20 14, vs. Florida State (1/5/20)
Career..... 14, vs. Florida State (1/5/20)

Rebounds

19-20 10, vs. Florida State (1/5/20)
Career..... 10, vs. Florida State (1/5/20)

Assists

19-20 2, vs. NC A&T (11/22/19)
Career..... 2, vs. NC A&T (11/22/19)

Steals

19-20 3, vs. Florida State (1/5/20)
Career..... 3, vs. Florida State (1/5/20)

Blocks

19-20 5, at Florida St (1/26/20)
Career..... 5, at Florida St (1/26/20)

Field Goals Made

19-20 6, vs. Florida State (1/5/20)
Career..... 6, vs. Florida State (1/5/20)

Field Goals Attempted

19-20 13, vs. Florida State (1/5/20)
Career..... 13, vs. Florida State (1/5/20)

3-Point Field Goals Made

19-20 1, vs. Jackson St. (11/10/19)
Career..... 1, vs. Jackson St. (11/10/19)

3-Point Field Goals Attempted

19-20 2, vs. Jackson St. (11/10/19)
Career..... 2, vs. Jackson St. (11/10/19)

Free Throws Made

19-20 5, vs. Louisville (1/9/20)
Career..... 5, vs. Louisville (1/9/20)

Free Throws Attempted

19-20 6, vs. Florida State (1/5/20)
Career..... 6, vs. Florida State (1/5/20)

Double-Doubles

19-20 1
Career..... 1

Double-Digit Game

19-20 3
Career..... 3

2019-20 game-by-game

Opponent	Date	gs	min	Total		3-Pointers		Free throws		Rebounds				pf	a	t/o	blk	stl	pts	avg
				fg-fga	pct	3fg-fga	pct	ft-fa	pct	off	def	tot	avg							
JACKSON ST.	11/10/19	14	2-3	.667	1-2	.500	1-3	.333	0	4	4	4.0	2	0	1	4	2	6	6.0	
NORTH FLORIDA	11/13/19	15	2-2	1.000	0-0	.000	0-0	.000	2	4	6	5.0	3	1	0	2	2	4	5.0	
IUPUI	11/17/19	7	0-0	.000	0-0	.000	0-0	.000	1	2	3	4.3	1	0	0	0	1	0	3.3	
vs N.C. A&T	11/22/19	16	1-1	1.000	0-0	.000	0-0	.000	1	2	3	4.0	3	2	0	0	0	2	3.0	
at #19/20 DePaul	11/23/19	9	1-1	1.000	0-0	.000	2-2	1.000	0	0	0	3.2	3	0	0	1	1	4	3.2	
#7/5 OREGON STATE	11/29/19	14	2-3	.667	0-1	.000	2-2	1.000	1	2	3	3.2	5	0	0	0	2	6	3.7	
MIAMI (OH)	11/30/19	*	11	4-5	.800	0-0	.000	1-1	1.000	2	2	4	3.3	5	0	2	0	1	9	4.4
#14/16 INDIANA	12/04/19	*	12	0-0	.000	0-0	.000	0-0	.000	1	4	5	3.5	2	0	1	1	0	0	3.9
BINGHAMTON	12/17/19	9	0-1	.000	0-0	.000	0-0	.000	1	3	4	3.6	3	1	2	0	1	0	3.4	
UNC ASHEVILLE	12/20/19	12	2-4	.500	0-0	.000	0-0	.000	1	1	2	3.4	5	0	0	0	0	4	3.5	
WASHINGTON ST.	12/21/19	12	0-0	.000	0-0	.000	0-0	.000	1	2	3	3.4	0	0	0	0	0	0	3.2	
WAKE FOREST	12/29/19	12	0-1	.000	0-0	.000	0-0	.000	1	0	1	3.2	3	1	1	1	0	0	2.9	
at Georgia Tech	01/02/20	12	1-2	.500	0-1	.000	1-1	1.000	0	1	1	3.0	2	0	1	1	1	3	2.9	
#8 FLORIDA STATE	01/05/20	27	6-13	.462	0-0	.000	2-6	.333	6	4	10	3.5	4	0	1	0	3	14	3.7	
#7 LOUISVILLE	01/09/20	*	28	4-7	.571	0-1	.000	5-7	.714	5	1	6	3.7	0	0	1	4	0	13	4.3
SYRACUSE	01/12/20	*	16	1-1	1.000	0-0	.000	2-2	1.000	2	2	4	3.7	3	0	1	3	1	4	4.3
at North Carolina	01/16/20	*	17	1-2	.500	0-0	.000	2-3	.667	0	6	6	3.8	5	0	0	2	0	4	4.3
at Notre Dame	01/19/20	*	7	0-0	.000	0-0	.000	0-0	.000	0	0	0	3.6	2	1	1	1	0	0	4.1
CLEMSON	01/23/20	*	21	5-6	.833	0-0	.000	0-2	.000	3	2	5	3.7	4	0	2	1	1	10	4.4
at #14 Florida St.	01/26/20	*	32	5-10	.500	0-1	.000	2-4	.500	0	5	5	3.8	4	0	1	5	1	12	4.8
GEORGIA TECH	01/30/20	*	18	0-2	.000	0-0	.000	2-2	1.000	0	5	5	3.8	2	0	2	3	0	2	4.6
Totals		9	321	37-64	.578	1-6	.167	22-35	.629	28	52	80	3.8	61	6	17	29	17	97	4.6

Games played: 21
Minutes/game: 15.3
Points/game: 4.6
FG Pct: 57.8
3FG Pct: 16.7
FT Pct: 62.9

Rebounds/game: 3.8
Assists/game: 0.3
Turnovers/game: 0.8
Assist/turnover ratio: 0.4
Steals/game: 0.8
Blocks/game: 1.4

Career Stats

Season	gp-gs	min/avg	Total		3-Point		F-Throws		Rebounds				Scoring							
			fg-fga	pct	fg-fga	pct	ft-fa	pct	off	def	tot	avg	pf	fo	ast	to	blk	stl	pts	avg
2019-20	21-9	321/15.3	37-64	.578	1-6	.167	22-35	.629	28	52	80	3.8	61	4	6	17	29	17	97	4.6
TOTAL	21-9	321/15.3	37-64	.578	1-6	.167	22-35	.629	28	52	80	3.8	61	4	6	17	29	17	97	4.6



G || Yasmeen Chang
Fr. || 5-9 || Naples, Fla.

- Ranked the No. 21 overall player in the nation by ASGR Basketball
- Two-time Naples Daily News Player of the Year
- Has totaled seven 20-point outings and ten 10-rebound outings this season
- Led Gulf Coast in scoring (17.5 points per game) and scored in double-figures in 20 of her 22 games as a senior
- Tallied eight games with 20-plus points in 2018-19
- Helped Gulf Coast to a 19-5 record and a regional quarterfinals appearance in the FHSAA 8A State Championship

22

PLAYER HIGHS

Minutes

19-20 18, vs. Jackson St. (11/10/19)
Career..... 18, vs. Jackson St. (11/10/19)

Points

19-20 7, 3x, last vs. Louisville (1/9/20)
Career..... 7, 3x, last vs. Louisville (1/9/20)

Rebounds

19-20 3, 2x, last vs. North Florida (11/13/19)
Career..... 3, 2x, last vs. North Florida (11/13/19)

Assists

19-20 .. 1, 4x, last vs. Miami (OH) (11/30/19)
Career.. 1, 4x, last vs. Miami (OH) (11/30/19)

Steals

19-20 3, vs. NC A&T (11/22/19)
Career..... 3, vs. NC A&T (11/22/19)

Blocks

19-20 1, 2x, last vs. NC A&T (11/22/19)
Career..... 1, 2x, last vs. NC A&T (11/22/19)

Field Goals Made

19-20 3, vs. Miami (OH) (11/30/19)
Career..... 3, vs. Miami (OH) (11/30/19)

Field Goals Attempted

19-20 5, vs. North Florida (11/13/19)
Career..... 5, vs. North Florida (11/13/19)

3-Point Field Goals Made

19-20 1, vs. Louisville (1/9/20)
Career..... 1, vs. Louisville (1/9/20)

3-Point Field Goals Attempted

19-20 3, vs. Louisville (1/9/20)
Career..... 3, vs. Louisville (1/9/20)

Free Throws Made

19-20 3, vs. North Florida (11/13/19)
Career..... 3, vs. North Florida (11/13/19)

Free Throws Attempted

19-20 4, 2x, last vs. Jackson St. (11/10/19)
Career..... 4, 2x, last vs. Jackson St. (11/10/19)

Double-Doubles

19-20 N/A
Career..... N/A

Double-Digit Game

19-20 N/A
Career..... N/A

2019-20 game-by-game

Opponent	Date	gs	min	Total		3-Pointers		Free throws		Rebounds								pts	avg	
				fg-fga	pct	3fg-fga	pct	ft-fa	pct	off	def	tot	avg	pf	a	t/o	blk			stl
JACKSON ST.	11/10/19	18	1-3	.333	0-2	.000	1-4	.250	1	2	3	3.0	2	1	5	0	0	3	3.0	
NORTH FLORIDA	11/13/19	10	2-5	.400	0-0	.000	3-4	.750	0	3	3	3.0	0	0	1	0	2	7	5.0	
IUPUI	11/17/19	4	0-1	.000	0-0	.000	0-0	.000	0	0	0	2.0	1	0	0	0	0	0	3.3	
vs N.C. A&T	11/22/19	7	0-2	.000	0-0	.000	0-0	.000	1	1	2	2.0	0	1	0	1	3	0	2.5	
at #19/20 DePaul	11/23/19	dnp	-	-	-	-	-	-	-	-	-	-	-	-	-	-	-	-	-	
#7/5 OREGON STATE	11/29/19	8	0-3	.000	0-1	.000	0-0	.000	0	0	0	1.6	2	1	1	0	1	0	2.0	
MIAMI (OH)	11/30/19	13	3-4	.750	0-0	.000	1-1	1.000	0	1	1	1.5	0	1	1	0	0	7	2.8	
#14/16 INDIANA	12/04/19	3	0-0	.000	0-0	.000	0-0	.000	0	0	0	1.3	0	0	0	0	1	0	2.4	
BINGHAMTON	12/17/19	3	0-2	.000	0-0	.000	0-0	.000	2	0	2	1.4	2	0	0	0	0	0	2.1	
UNC ASHEVILLE	12/20/19	10	0-2	.000	0-1	.000	0-0	.000	0	1	1	1.3	2	0	0	0	2	0	1.9	
WASHINGTON ST.	12/21/19	dnp	-	-	-	-	-	-	-	-	-	-	-	-	-	-	-	-	-	
#8 FLORIDA STATE	01/05/20	3	0-0	.000	0-0	.000	0-0	.000	0	0	0	1.2	0	0	1	0	0	0	1.7	
#7 LOUISVILLE	01/09/20	14	2-9	.222	1-3	.333	2-2	1.000	0	0	0	1.1	3	0	0	0	0	7	2.2	
SYRACUSE	01/12/20	6	1-2	.500	0-0	.000	0-0	.000	1	0	1	1.1	2	0	1	0	0	2	2.2	
at North Carolina	01/16/20	1	0-0	.000	0-0	.000	0-0	.000	0	0	0	1.0	0	0	2	0	0	0	2.0	
at Notre Dame	01/19/20	2	0-1	.000	0-0	.000	0-0	.000	0	0	0	0.9	0	0	0	0	0	0	1.9	
GEORGIA TECH	01/30/20	3	0-0	.000	0-0	.000	0-0	.000	0	0	0	0.9	0	0	0	0	0	0	1.7	
Totals		0	105	9-34	.265	1-7	.143	7-11	.636	5	8	13	0.9	14	4	12	1	9	26	1.7

Games played: 15
Minutes/game: 7.0
Points/game: 1.7
FG Pct: 26.5
3FG Pct: 14.3
FT Pct: 63.6

Rebounds/game: 0.9
Assists/game: 0.3
Turnovers/game: 0.8
Assist/turnover ratio: 0.3
Steals/game: 0.6
Blocks/game: 0.1

Career Stats

Season	gp-gs	min/avg	Total		3-Point		F-Throws		Rebounds				Scoring							
			fg-fga	pct	fg-fga	pct	ft-fa	pct	off	def	tot	avg	pf	fo	ast	to	blk	stl	pts	avg
2019-20	15-0	105/7.0	9-34	.265	1-7	.143	7-11	.636	5	8	13	0.9	14	0	4	12	1	9	26	1.7
TOTAL	15-0	105/7.0	9-34	.265	1-7	.143	7-11	.636	5	8	13	0.9	14	0	4	12	1	9	26	1.7



F || Beatrice Mompremier
R-Sr. || 6-4 || Miami, Fla.

- Recorded three double-doubles in five days to earn ACC Co-Player of the Week (12/22)
- Named ACC Co-Player of the Week (11/25) after averaging 24.5 points and 13.0 rebounds and earning a Maggie Dixon Classic All-Tournament Team nod
- 2019-20 ACC Preseason Player of the Year, Lisa Leslie Preseason Watch List
- Finished the 2018-19 season on several award lists
 - AP/WBCA All-America Honorable Mention
 - All-ACC First Team (Coaches and Blue Ribbon Panel)
 - Lisa Leslie Center of the Year Award Finalist
- Paced the Hurricanes in scoring (16.7), rebounding (12.2), free throws made (103) and attempted (178)
- Set the Miami single-season rebounding record averaging 12.2 per game
- Posted the first 20-20 game by a Miami player since Tamara James on 11/22/02 and the first by an ACC player since Dearica Hamby on 2/12/15

32

PLAYER HIGHS

Minutes

19-20 35, vs. Wake Forest (12/29/19)
Career.....38, at Purdue (11/29/18)

Points

19-2031, at DePaul (11/23/19)
Career.....31, at DePaul (11/23/19)

Rebounds

19-20 19, vs. Washington St (12/21/19)
Career..... 22, vs. Arizona State (3/24/19)

Assists

19-20 2, vs. IUPUI (11/17/19)
Career..... 4, 3x, last vs. Temple (11/25/18)

Steals

19-20 4, vs. IUPUI (11/17/19)
Career..... 5, at Purdue (11/29/18)

Blocks

19-20 5, vs. Washington St (12/21/19)
Career..5, 2x, last vs. Washington St (12/21/19)

Field Goals Made

19-2012, at DePaul (11/23/19)
Career.....12, at DePaul (11/23/19)

Field Goals Attempted

19-20 ..17, 2x, last vs. Washington St (12/21/19)
Career.....21, vs. Virginia Tech (1/3/19)

3-Point Field Goals Made

19-202, vs. North Florida (11/13/19)
Career..... 2, vs. North Florida (11/13/19)

3-Point Field Goals Attempted

19-203, vs. North Florida (11/13/19)
Career..... 3, vs. North Florida (11/13/19)

Free Throws Made

19-20 5, vs. IUPUI (11/17/19)
Career.....9, vs. Kansas (1/1/17)[^]

Free Throws Attempted

19-20 7, vs. IUPUI (11/17/19)
Career..... 14, vs. Boston College (1/27/19)

Double-Doubles

19-207, last vs. UNCA (12/20/19)
Career.....42, last vs. UNCA (12/20/19)

Double-Digit Game

19-20 12
Career..... 63

2019-20 game-by-game

Opponent	Date	gs	min	Total		3-Pointers		Free throws		Rebounds				pf	a	t/o	blk	stl	pts	avg	
				fg-fga	pct	3fg-fga	pct	ft-fa	pct	off	def	tot	avg								
JACKSON ST.	11/10/19	*	23	6-13	.462	1-1	1.000	3-5	.600	4	7	11	11.0	4	1	4	0	0	16	16.0	
NORTH FLORIDA	11/13/19	*	24	5-9	.556	2-3	.667	4-5	.800	2	1	3	7.0	3	1	1	1	3	16	16.0	
IUPUI	11/17/19	*	34	7-15	.467	1-1	1.000	5-7	.714	6	5	11	8.3	2	2	5	2	4	20	17.3	
vs N.C. A&T	11/22/19	*	28	7-11	.636	0-1	.000	4-5	.800	3	5	8	8.3	4	0	5	4	1	18	17.5	
at #19/20 DePaul	11/23/19	*	29	12-17	.706	0-0	.000	7-10	.700	6	12	18	10.2	2	1	6	0	0	31	20.2	
#7/5 OREGON STATE	11/29/19	*	29	6-16	.375	0-3	.000	1-1	1.000	2	5	7	9.7	1	1	2	1	0	13	19.0	
MIAMI (OH)	11/30/19	*	15	6-9	.667	0-0	.000	1-3	.333	1	3	4	8.9	4	0	3	0	2	13	18.1	
#14/16 INDIANA	12/04/19	*	31	3-11	.273	0-0	.000	5-8	.625	3	3	6	8.5	4	1	6	3	0	11	17.3	
BINGHAMTON	12/17/19	*	24	8-14	.571	0-0	.000	2-2	1.000	7	9	16	9.3	2	0	1	2	1	18	17.3	
UNC ASHEVILLE	12/20/19	*	22	8-11	.727	0-1	.000	1-1	1.000	1	11	12	9.6	1	1	1	1	2	0	17	17.3
WASHINGTON ST.	12/21/19	*	31	6-17	.353	0-1	.000	3-5	.600	4	15	19	10.5	2	1	3	5	2	15	17.1	
WAKE FOREST	12/29/19	*	35	7-15	.467	0-0	.000	1-2	.500	6	6	12	10.6	1	1	4	1	0	15	16.9	
at Georgia Tech	01/02/20	*	28	3-6	.500	0-1	.000	3-4	.750	0	8	8	10.4	4	0	5	1	1	9	16.3	
Totals			12	353	84-164	.512	4-12	.333	40-58	.690	45	90	135	10.4	34	10	46	22	14	212	16.3

Games played: 13
Minutes/game: 27.2
Points/game: 16.3
FG Pct: 51.2
3FG Pct: 33.3
FT Pct: 69.0

Rebounds/game: 10.4
Assists/game: 0.8
Turnovers/game: 3.5
Assist/turnover ratio: 0.2
Steals/game: 1.1
Blocks/game: 1.7

Career Stats

Season	gp-gs	min/avg	Total		3-Point		F-Throws		Rebounds				Scoring							
			fg-fga	pct	fg-fga	pct	ft-fa	pct	off	def	tot	avg	pf	fo	ast	to	blk	stl	pts	avg
2015-16*	38-26	568/14.9	116-217	.535	0-0	.000	41-101	.406	86	147	233	6.1	66	0	25	69	60	25	273	7.2
2016-17*	32-10	464/14.5	104-189	.550	0-0	.000	59-102	.578	69	139	208	6.5	52	1	17	55	47	3	267	8.3
2018-19	33-32	976/29.6	223-423	.527	1-3	.333	103-178	.579	128	274	402	12.2	74	0	32	93	34	29	550	16.7
2019-20	13-12	353/27.2	84-164	.512	4-12	.333	40-58	.690	45	90	135	10.4	34	0	10	46	22	14	212	16.3
TOTAL	46-44	1329/28.9	307-587	.523	5-15	.333	143-236	.606	173	364	537	11.7	108	0	42	139	56	43	762	16.6
All*	116-80	2361/20.4	527-993	.531	5-15	.333	243-439	.554	328	650	978	8.4	226	1	84	263	163	71	1302	11.2

* Statistics from prior team/school



C || Sydney Roby
Fr. || 6-3 || Milwaukee, Wis.

- Earned her first collegiate start against Binghamton (12/17)
- Checked in among the Top 65 nationally in the Class of 2019 according to ASGR Basketball, ProspectsNation.com and espnW HoopGurlz
- Two-time AP First Team All-State honoree (Wisconsin)
- 2018-19 USA Today ALL-USA Wisconsin Girls Basketball Team
- Led her team to a 26-4 record as a senior and an Elite Eight appearance
- Unanimous 2017-18 AP State Player of the Year, averaging 17.0 points, 11.0 rebounds and 2.7 blocks per game
- Mother, Essie Washington, played basketball at Grambling State and Howard University before playing professionally for the Virginia Wave of the WABA
- Cousin, Ericka Haney, started on Notre Dame's 2001 national championship team

44

PLAYER HIGHS

Minutes

19-20 17, 3x, last at UNC (1/16/20)
Career..... 17, 3x, last at UNC (1/16/20)

Points

19-20 11, vs. Miami (OH) (11/30/19)
Career..... 11, vs. Miami (OH) (11/30/19)

Rebounds

19-20 4, 2x, last vs. UNCA (12/20/19)
Career..... 4, 2x, last vs. UNCA (12/20/19)

Assists

19-20 ... 1, 4x, last at Georgia Tech (1/2/20)
Career.. 1, 4x, last at Georgia Tech (1/2/20)

Steals

19-20 1, vs. Syracuse (1/12/20)
Career..... 1, vs. Syracuse (1/12/20)

Blocks

19-20 ... 3, 2x, last vs. Wake Forest (12/29/19)
Career... 3, 2x, last vs. Wake Forest (12/29/19)

Field Goals Made

19-20 5, vs. Miami (OH) (11/30/19)
Career..... 5, vs. Miami (OH) (11/30/19)

Field Goals Attempted

19-20 5, vs. Miami (OH) (11/30/19)
Career..... 5, vs. Miami (OH) (11/30/19)

3-Point Field Goals Made

19-20 N/A
Career..... N/A

3-Point Field Goals Attempted

19-20 N/A
Career..... N/A

Free Throws Made

19-20 4, 2x, last at UNC (1/16/20)
Career..... 4, 2x, last at UNC (1/16/20)

Free Throws Attempted

19-20 7, vs. Jackson St. (11/10/19)
Career..... 7, vs. Jackson St. (11/10/19)

Double-Doubles

19-20 N/A
Career..... N/A

Double-Digit Game

19-20 1
Career..... 1

2019-20 game-by-game

Opponent	Date	gs	min	Total		3-Pointers		Free throws		Rebounds				pf	a	t/o	blk	stl	pts	avg
				fg-fga	pct	3fg-fga	pct	ft-fa	pct	off	def	tot	avg							
JACKSON ST.	11/10/19		17	2-3	.667	0-0	.000	4-7	.571	0	2	2	2.0	4	0	0	2	0	8	8.0
NORTH FLORIDA	11/13/19		11	2-3	.667	0-0	.000	2-3	.667	1	2	3	2.5	1	0	0	1	0	6	7.0
IUPUI	11/17/19		5	1-2	.500	0-0	.000	1-1	1.000	0	0	0	1.7	2	0	3	0	1	3	5.7
vs N.C. A&T	11/22/19		9	0-1	.000	0-0	.000	3-6	.500	2	2	4	2.3	4	0	1	1	0	3	5.0
at #19/20 DePaul	11/23/19		7	0-0	.000	0-0	.000	0-0	.000	0	2	2	2.2	1	1	0	0	0	0	4.0
#7/5 OREGON STATE	11/29/19		8	0-1	.000	0-0	.000	0-0	.000	0	0	0	1.8	3	0	2	0	0	0	3.3
MIAMI (OH)	11/30/19		15	5-5	1.000	0-0	.000	1-1	1.000	1	1	2	1.9	2	0	0	0	0	11	4.4
#14/16 INDIANA	12/04/19		8	0-2	.000	0-0	.000	1-2	.500	2	0	2	1.9	3	0	1	0	0	1	4.0
BINGHAMTON	12/17/19	*	11	2-3	.667	0-0	.000	1-2	.500	2	1	3	2.0	0	1	0	0	0	5	4.1
UNC ASHEVILLE	12/20/19		17	2-3	.667	0-0	.000	2-4	.500	3	1	4	2.2	5	1	1	3	0	6	4.3
WASHINGTON ST.	12/21/19		1	0-0	.000	0-0	.000	0-0	.000	0	0	0	2.0	1	0	1	0	0	0	3.9
WAKE FOREST	12/29/19		9	0-0	.000	0-0	.000	0-0	.000	0	1	1	1.9	2	0	0	3	0	0	3.6
at Georgia Tech	01/02/20		6	0-1	.000	0-0	.000	2-2	1.000	0	0	0	1.8	1	1	0	0	0	2	3.5
#8 FLORIDA STATE	01/05/20	*	12	0-2	.000	0-0	.000	0-0	.000	0	1	1	1.7	3	0	1	1	1	0	3.2
#7 LOUISVILLE	01/09/20		9	0-2	.000	0-0	.000	0-0	.000	1	0	1	1.7	1	0	1	0	0	0	3.0
SYRACUSE	01/12/20		7	0-0	.000	0-0	.000	3-4	.750	0	0	0	1.6	1	0	0	1	1	3	3.0
at North Carolina	01/16/20		17	2-5	.400	0-0	.000	4-5	.800	2	0	2	1.6	0	0	1	2	0	8	3.3
at Notre Dame	01/19/20		10	2-3	.667	0-0	.000	0-0	.000	2	1	3	1.7	0	0	0	0	0	4	3.3
CLEMSON	01/23/20		5	0-0	.000	0-0	.000	0-0	.000	0	0	0	1.6	2	0	0	0	0	0	3.2
at #14 Florida St.	01/26/20		1	0-1	.000	0-0	.000	0-0	.000	0	0	0	1.5	2	0	0	0	0	0	3.0
GEORGIA TECH	01/30/20		3	0-0	.000	0-0	.000	0-0	.000	0	0	0	1.4	1	0	0	0	0	0	2.9
Totals		2	188	18-37	.486	0-0	.000	24-37	.649	16	14	30	1.4	39	4	12	14	3	60	2.9

Games played: 21
Minutes/game: 9.0
Points/game: 2.9
FG Pct: 48.6
FT Pct: 64.9

Rebounds/game: 1.4
Assists/game: 0.2
Turnovers/game: 0.6
Assist/turnover ratio: 0.3
Steals/game: 0.1
Blocks/game: 0.7

Career Stats

Season	gp-gs	min/avg	Total		3-Point		F-Throws		Rebounds				Scoring							
			fg-fga	pct	fg-fga	pct	ft-fa	pct	off	def	tot	avg	pf	fo	ast	to	blk	stl	pts	avg
2019-20	21-2	188/9.0	18-37	.486	0-0	.000	24-37	.649	16	14	30	1.4	39	1	4	12	14	3	60	2.9
TOTAL	21-2	188/9.0	18-37	.486	0-0	.000	24-37	.649	16	14	30	1.4	39	1	4	12	14	3	60	2.9



2019-20 overall statistics

RECORD:	OVERALL	HOME	AWAY	NEUTRAL
ALL GAMES	12-9	11-4	0-5	1-0
CONFERENCE	4-6	4-2	0-4	0-0
NON-CONFERENCE	8-3	7-2	0-1	1-0

#	Player	gp-gs	min	avg	Total		3-Point		F-Throw		Rebounds			pf	dq	a	to	blk	stl	pts	avg	
					fg-fga	fg%	3fg-fga	3fg%	ft-fta	ft%	off	def	tot									
32	Beatrice Mompremier	13-12	353	27.2	84-164	.512	4-12	.333	40-58	.690	45	90	135	10.4	34	0	10	46	22	14	212	16.3
05	Mykea Gray	21-21	606	28.9	85-238	.357	36-110	.327	67-84	.798	10	41	51	2.4	35	0	60	58	1	47	273	13.0
20	Kelsey Marshall	21-21	574	27.3	85-211	.403	47-136	.346	19-28	.679	5	45	50	2.4	42	1	55	38	5	21	236	11.2
04	Endia Banks	21-21	616	29.3	64-156	.410	11-43	.256	28-45	.622	18	55	73	3.5	25	0	68	53	1	24	167	8.0
21	Brianna Jackson	21-9	321	15.3	37-64	.578	1-6	.167	22-35	.629	28	52	80	3.8	61	4	6	17	29	17	97	4.6
13	Taylor Mason	20-0	352	17.6	29-88	.330	5-28	.179	19-26	.731	6	30	36	1.8	21	0	20	23	2	12	82	4.1
03	Destiny Harden	16-6	233	14.6	24-73	.329	5-22	.227	8-11	.727	16	39	55	3.4	32	0	7	18	8	16	61	3.8
15	Jamir Huston	21-10	337	16.0	31-72	.431	1-3	.333	11-28	.393	49	49	98	4.7	47	0	11	23	5	14	74	3.5
01	Moulayna Johnson Sid	17-3	300	17.6	17-63	.270	8-36	.222	7-15	.467	15	31	46	2.7	13	0	14	18	1	6	49	2.9
44	Sydney Roby	21-2	188	9.0	18-37	.486	0-0	.000	24-37	.649	16	14	30	1.4	39	1	4	12	14	3	60	2.9
12	Jacaira Allen	9-0	88	9.8	7-21	.333	1-4	.250	3-6	.500	10	6	16	1.8	12	0	4	9	0	4	18	2.0
22	Yasmeen Chang	15-0	105	7.0	9-34	.265	1-7	.143	7-11	.636	5	8	13	0.9	14	0	4	12	1	9	26	1.7
00	Kenza Salgues	18-0	152	8.4	7-33	.212	7-31	.226	3-4	.750	1	8	9	0.5	10	0	8	13	0	0	24	1.3
Team											64	54	118				15					
Total.....		21	4225		497-1254	.396	127-438	.290	258-388	.665	288	522	810	38.6	385	6	271	355	89	187	1379	65.7
Opponents.....		21	4225		505-1252	.403	128-404	.317	256-346	.740	256	518	774	36.9	373	-	310	340	54	141	1394	66.4

TEAM STATISTICS	UM	OPP	Date	Opponent	Score	Att.
SCORING	1379	1394	11/10/19	JACKSON ST.	w 83-68	917
Points per game	65.7	66.4	11/13/19	NORTH FLORIDA	w 78-55	4017
Scoring margin	-0.7	-	11/17/19	IUPUI	w 74-65	863
FIELD GOALS-ATT	497-1254	505-1252	# 11/22/19	vs N.C. A&T	w 68-67	3062
Field goal pct	.396	.403	# 11/23/19	at #19/20 DePaul	L 83-89	1608
3 POINT FG-ATT	127-438	128-404	^ 11/29/19	#7/5 OREGON STATE	L 53-75	1336
3-point FG pct	.290	.317	^ 11/30/19	MIAMI (OH)	w 80-62	823
3-pt FG made per game	6.0	6.1	12/04/19	#14/16 INDIANA	L 45-58	848
FREE THROWS-ATT	258-388	256-346	12/17/19	BINGHAMTON	w 79-56	983
Free throw pct	.665	.740	& 12/20/19	UNC ASHEVILLE	w 75-46	733
F-Throws made per game	12.3	12.2	12/21/19	WASHINGTON ST.	w 74-68	782
REBOUNDS	810	774	* 12/29/19	WAKE FOREST	w 59-56	988
Rebounds per game	38.6	36.9	* 01/02/20	at Georgia Tech	L 54-61	1235
Rebounding margin	+1.7	-	* 01/05/20	#8 FLORIDA STATE	L 62-73	1984
ASSISTS	271	310	* 01/09/20	#7 LOUISVILLE	L 41-87	930
Assists per game	12.9	14.8	* 01/12/20	SYRACUSE	w 77-62	951
TURNOVERS	355	340	* 01/16/20	at North Carolina	L 58-78	1535
Turnovers per game	16.9	16.2	* 01/19/20	at Notre Dame	L 53-76	8059
Turnover margin	-0.7	-	* 01/23/20	CLEMSON	w 68-64	1316
Assist/turnover ratio	0.8	0.9	* 01/26/20	at #14 Florida St.	L 61-79	4569
STEALS	187	141	* 01/30/20	GEORGIA TECH	Wot 54-49	847
Steals per game	8.9	6.7				
BLOCKS	89	54				
Blocks per game	4.2	2.6				
ATTENDANCE	18318	20068				
Home games-Avg/Game	15-1221	5-3401				
Neutral site-Avg/Game	-	1-3062				

* = Conference game

Score by Periods	1st	2nd	3rd	4th	OT	Totals
Miami (FL)	341	329	328	371	10	1379
Opponents	310	301	361	417	5	1394



2019-20 conference statistics

RECORD:	OVERALL	HOME	AWAY	NEUTRAL
ALL GAMES	4-6	4-2	0-4	0-0
CONFERENCE	4-6	4-2	0-4	0-0
NON-CONFERENCE	0-0	0-0	0-0	0-0

#	Player	gp-gs	min	avg	Total		3-Point		F-Throw		Rebounds					pts	avg					
					fg-fga	fg%	3fg-fga	3fg%	ft-fa	ft%	off	def	tot	avg	pf			dq	a	to	blk	stl
05	Mykea Gray	10-10	334	33.4	46-123	.374	22-61	.361	38-48	.792	4	24	28	2.8	18	0	32	34	1	32	152	15.2
32	Beatrice Mompremier	2-2	63	31.5	10-21	.476	0-1	.000	4-6	.667	6	14	20	10.0	5	0	1	9	2	1	24	12.0
20	Kelsey Marshall	10-10	273	27.3	45-109	.413	21-64	.328	5-11	.455	1	16	17	1.7	21	1	26	17	3	14	116	11.6
21	Brianna Jackson	10-7	190	19.0	23-44	.523	0-3	.000	16-27	.593	17	26	43	4.3	29	1	2	11	21	7	62	6.2
03	Destiny Harden	9-6	196	21.8	22-64	.344	5-21	.238	6-7	.857	13	34	47	5.2	23	0	7	12	8	11	55	6.1
04	Endia Banks	10-10	290	29.0	19-66	.288	1-15	.067	8-14	.571	6	24	30	3.0	12	0	31	23	0	9	47	4.7
15	Jamir Huston	10-4	169	16.9	17-43	.395	0-1	.000	4-12	.333	19	17	36	3.6	24	0	5	10	2	7	38	3.8
13	Taylor Mason	10-0	160	16.0	11-42	.262	2-18	.111	7-10	.700	4	15	19	1.9	9	0	8	8	1	3	31	3.1
12	Jacaira Allen	7-0	67	9.6	6-15	.400	1-4	.250	2-4	.500	9	5	14	2.0	10	0	1	8	0	3	15	2.1
44	Sydnee Roby	10-1	79	7.9	4-14	.286	0-0	.000	9-11	.818	5	3	8	0.8	13	0	1	3	7	2	17	1.7
22	Yasmeen Chang	6-0	29	4.8	3-12	.250	1-3	.333	2-2	1.000	1	0	1	0.2	5	0	0	4	0	0	9	1.5
00	Kenza Salgues	9-0	94	10.4	4-19	.211	4-18	.222	0-0	.000	1	4	5	0.6	5	0	4	6	0	0	12	1.3
01	Moulayna Johnson Sid	7-0	81	11.6	4-18	.222	1-12	.083	0-3	.000	3	11	14	2.0	5	0	1	7	0	1	9	1.3
Team											37	17	54				7					
Total.....		10	2025		214-590	.363	58-221	.262	101-155	.652	126	210	336	33.6	179	2	119	159	45	90	587	58.7
Opponents.....		10	2025		249-573	.435	53-159	.333	134-184	.728	132	270	402	40.2	147	-	153	163	23	69	685	68.5

TEAM STATISTICS

	UM	OPP
SCORING	587	685
Points per game	58.7	68.5
Scoring margin	-9.8	-
FIELD GOALS-ATT	214-590	249-573
Field goal pct	.363	.435
3 POINT FG-ATT	58-221	53-159
3-point FG pct	.262	.333
3-pt FG made per game	5.8	5.3
FREE THROWS-ATT	101-155	134-184
Free throw pct	.652	.728
F-Throws made per game	10.1	13.4
REBOUNDS	336	402
Rebounds per game	33.6	40.2
Rebounding margin	-6.6	-
ASSISTS	119	153
Assists per game	11.9	15.3
TURNOVERS	159	163
Turnovers per game	15.9	16.3
Turnover margin	+0.4	-
Assist/turnover ratio	0.7	0.9
STEALS	90	69
Steals per game	9.0	6.9
BLOCKS	45	23
Blocks per game	4.5	2.3
ATTENDANCE	7016	15398
Home games-Avg/Game	6-1169	4-3850
Neutral site-Avg/Game	-	0-0

Date	Opponent		Score	Att.
* 12/29/19	WAKE FOREST	W	59-56	988
* 01/02/20	at Georgia Tech	L	54-61	1235
* 01/05/20	#8 FLORIDA STATE	L	62-73	1984
* 01/09/20	#7 LOUISVILLE	L	41-87	930
* 01/12/20	SYRACUSE	W	77-62	951
* 01/16/20	at North Carolina	L	58-78	1535
* 01/19/20	at Notre Dame	L	53-76	8059
* 01/23/20	CLEMSON	W	68-64	1316
* 01/26/20	at #14 Florida St.	L	61-79	4569
* 01/30/20	GEORGIA TECH	Wot	54-49	847

* = Conference game

Score by Periods	1st	2nd	3rd	4th	OT	Totals
Miami (FL)	134	146	141	156	10	587
Opponents	145	165	166	204	5	685



miami game-by-game

Opponent	Date	Score	W	Total		3-Pointers		Free throws		Rebounds				pf	a	t/o	blk	stl	pts	avg
				fg-fga	pct	3fg-fga	pct	ft-fa	pct	off	def	tot	avg							
JACKSON ST.	11/10/19	83-68	W	29-58	.500	11-24	.458	14-30	.467	16	28	44	44.0	23	19	27	8	11	83	83.0
NORTH FLORIDA	11/13/19	78-55	W	30-61	.492	9-25	.360	9-17	.529	12	28	40	42.0	16	16	11	4	11	78	80.5
IUPUI	11/17/19	74-65	W	25-56	.446	5-15	.333	19-22	.864	11	21	32	38.7	16	14	18	2	15	74	78.3
vs N.C. A&T	11/22/19	68-67	W	23-62	.371	7-24	.292	15-22	.682	20	20	40	39.0	27	14	24	10	15	68	75.8
at #19/20 DePaul	11/23/19	83-89	L	27-56	.482	6-17	.353	23-33	.697	15	35	50	41.2	19	14	23	1	4	83	77.2
#7/5 OREGON STATE	11/29/19	53-75	L	19-54	.352	3-20	.150	12-17	.706	9	21	30	39.3	18	9	16	1	7	53	73.2
MIAMI (OH)	11/30/19	80-62	W	32-60	.533	6-19	.316	10-17	.588	13	39	52	41.1	15	20	24	1	5	80	74.1
#14/16 INDIANA	12/04/19	45-58	L	13-60	.217	4-18	.222	15-22	.682	19	27	46	41.8	19	4	18	4	5	45	70.5
BINGHAMTON	12/17/19	79-56	W	32-78	.410	6-21	.286	9-11	.818	22	36	58	43.6	18	16	16	2	9	79	71.4
UNC ASHEVILLE	12/20/19	75-46	W	27-58	.466	8-22	.364	13-17	.765	12	27	39	43.1	25	18	7	6	7	75	71.8
WASHINGTON ST.	12/21/19	74-68	W	26-61	.426	4-12	.333	18-25	.720	13	30	43	43.1	10	8	12	5	8	74	72.0
WAKE FOREST	12/29/19	59-56	W	25-58	.431	6-16	.375	3-9	.333	14	27	41	42.9	14	15	17	8	6	59	70.9
at Georgia Tech	01/02/20	54-61	L	19-52	.365	6-23	.261	10-13	.769	7	25	32	42.1	16	11	18	2	8	54	69.6
#8 FLORIDA STATE	01/05/20	62-73	L	24-64	.375	7-20	.350	7-17	.412	20	16	36	41.6	24	11	21	1	13	62	69.1
#7 LOUISVILLE	01/09/20	41-87	L	13-64	.203	4-27	.148	11-19	.579	16	17	33	41.1	16	5	11	6	3	41	67.2
SYRACUSE	01/12/20	77-62	W	27-52	.519	8-20	.400	15-20	.750	12	21	33	40.6	16	16	18	6	16	77	67.8
at North Carolina	01/16/20	58-78	L	19-56	.339	6-26	.231	14-18	.778	12	22	34	40.2	22	9	19	4	5	58	67.2
at Notre Dame	01/19/20	53-76	L	22-66	.333	4-23	.174	5-5	1.000	13	20	33	39.8	16	10	16	4	8	53	66.4
CLEMSON	01/23/20	68-64	W	24-61	.393	8-27	.296	12-18	.667	14	17	31	39.3	18	18	10	4	9	68	66.5
at #14 Florida St.	01/26/20	61-79	L	24-65	.369	6-25	.240	7-14	.500	9	18	27	38.7	27	12	10	5	10	61	66.2
GEORGIA TECH	01/30/20	54-49	Wot	17-52	.327	3-14	.214	17-22	.773	9	27	36	38.6	10	12	19	5	12	54	65.7
Miami (FL)		1379		497-1254	.396	127-438	.290	258-388	.665	288	522	810	38.6	385	271	355	89	187	1379	65.7
Opponents		1394		505-1252	.403	128-404	.317	256-346	.740	256	518	774	36.9	373	310	340	54	141	1394	66.4

Games played: 21
Points/game: 65.7
FG Pct: 39.6
3FG Pct: 29.0
FT Pct: 66.5

Rebounds/game: 38.6
Assists/game: 12.9
Turnovers/game: 16.9
Assist/turnover ratio: 0.8
Steals/game: 8.9
Blocks/game: 4.2



opponent game-by-game

Opponent	Date	Score	W	Total		3-Pointers		Free throws		Rebounds				pf	a	t/o	blk	stl	pts	avg
				fg-fga	pct	3fg-fga	pct	ft-fa	pct	off	def	tot	avg							
JACKSON ST.	11/10/19	83-68	W	25-73	.342	2-13	.154	16-27	.593	24	20	44	44.0	25	12	22	4	9	68	68.0
NORTH FLORIDA	11/13/19	78-55	W	19-57	.333	6-26	.231	11-11	1.000	8	23	31	37.5	19	13	18	2	6	55	61.5
IUPUI	11/17/19	74-65	W	26-52	.500	8-19	.421	5-6	.833	6	20	26	33.7	24	15	23	0	5	65	62.7
vs N.C. A&T	11/22/19	68-67	W	23-54	.426	2-11	.182	19-26	.731	13	22	35	34.0	23	14	23	3	6	67	63.8
at #19/20 DePaul	11/23/19	83-89	L	28-77	.364	17-48	.354	16-17	.941	15	17	32	33.6	24	20	10	2	11	89	68.8
#7/5 OREGON STATE	11/29/19	53-75	L	28-57	.491	12-33	.364	7-11	.636	8	28	36	34.0	17	19	16	2	2	75	69.8
MIAMI (OH)	11/30/19	80-62	W	22-72	.306	4-19	.211	14-15	.933	11	18	29	33.3	21	15	10	4	12	62	68.7
#14/16 INDIANA	12/04/19	45-58	L	21-56	.375	5-17	.294	11-14	.786	8	31	39	34.0	18	13	13	7	9	58	67.4
BINGHAMTON	12/17/19	79-56	W	22-62	.355	7-24	.292	5-6	.833	5	25	30	33.6	16	17	16	3	2	56	66.1
UNC ASHEVILLE	12/20/19	75-46	W	14-55	.255	4-15	.267	14-22	.636	18	21	39	34.1	18	5	13	1	4	46	64.1
WASHINGTON ST.	12/21/19	74-68	W	28-64	.438	8-20	.400	4-7	.571	8	23	31	33.8	21	14	13	3	6	68	64.5
WAKE FOREST	12/29/19	59-56	W	22-62	.355	3-16	.188	9-13	.692	14	21	35	33.9	15	9	14	1	7	56	63.8
at Georgia Tech	01/02/20	54-61	L	23-56	.411	2-12	.167	13-20	.650	12	27	39	34.3	11	11	13	1	8	61	63.5
#8 FLORIDA STATE	01/05/20	62-73	L	23-44	.523	7-12	.583	20-29	.690	7	26	33	34.2	13	14	21	2	10	73	64.2
#7 LOUISVILLE	01/09/20	41-87	L	35-63	.556	7-18	.389	10-12	.833	12	37	49	35.2	17	25	11	6	7	87	65.7
SYRACUSE	01/12/20	77-62	W	24-60	.400	6-19	.316	8-15	.533	18	16	34	35.1	17	8	20	4	7	62	65.5
at North Carolina	01/16/20	58-78	L	25-58	.431	5-14	.357	23-28	.821	11	26	37	35.2	13	18	10	1	10	78	66.2
at Notre Dame	01/19/20	53-76	L	30-60	.500	7-10	.700	9-11	.818	11	31	42	35.6	10	23	16	2	7	76	66.8
CLEMSON	01/23/20	68-64	W	23-59	.390	5-19	.263	13-19	.684	22	25	47	36.2	18	15	18	3	4	64	66.6
at #14 Florida St.	01/26/20	61-79	L	24-45	.533	7-19	.368	24-31	.774	6	33	39	36.3	16	17	17	2	4	79	67.2
GEORGIA TECH	01/30/20	54-49	Wot	20-66	.303	4-20	.200	5-6	.833	19	28	47	36.9	17	13	23	1	5	49	66.4
Opponents		1394		505-1252	.403	128-404	.317	256-346	.740	256	518	774	36.9	373	310	340	54	141	1394	66.4
Miami (FL)		1379		497-1254	.396	127-438	.290	258-388	.665	288	522	810	38.6	385	271	355	89	187	1379	65.7

Games played: 21
Points/game: 66.4
FG Pct: 40.3
3FG Pct: 31.7
FT Pct: 74.0

Rebounds/game: 36.9
Assists/game: 14.8
Turnovers/game: 16.2
Assist/turnover ratio: 0.9
Steals/game: 6.7
Blocks/game: 2.6



game-by-game highs

Opponent	Date	Score	Points	Rebounds	Assists	Steals	Blocked shots
JACKSON ST.	11/10/19	83-68	18-Kelsey Marshall	11-Beatrice Mompremi	6-Endia Banks	3-Endia Banks	4-Brianna Jackson
NORTH FLORIDA	11/13/19	78-55	16-Kelsey Marshall Beatrice Mompremi	6-Brianna Jackson	5-Endia Banks	3-Beatrice Mompremi	2-Brianna Jackson
IUPUI	11/17/19	74-65	23-Endia Banks	11-Beatrice Mompremi	4-Endia Banks Kelsey Marshall	5-Endia Banks	2-Beatrice Mompremi
vs N.C. A&T	11/22/19	68-67	19-Mykea Gray	8-Beatrice Mompremi	6-Endia Banks	5-Mykea Gray	4-Beatrice Mompremi
at #19/20 DePaul	11/23/19	83-89	31-Beatrice Mompremi	18-Beatrice Mompremi	4-Moulayna Johnson	3-Endia Banks	1-Brianna Jackson
#7/5 OREGON STATE	11/29/19	53-75	13-Beatrice Mompremi	7-Beatrice Mompremi	2-Kelsey Marshall Mykea Gray	2-Taylor Mason Brianna Jackson	1-Beatrice Mompremi
MIAMI (OH)	11/30/19	80-62	13-Beatrice Mompremi	13-Jamir Huston	5-Kelsey Marshall	2-Beatrice Mompremi	1-Taylor Mason
#14/16 INDIANA	12/04/19	45-58	13-Endia Banks	8-Jamir Huston	1-Beatrice Mompremi Jamir Huston Kelsey Marshall Moulayna Johnson	1-Jamir Huston Taylor Mason Endia Banks Mykea Gray Yasmeen Chang	3-Beatrice Mompremi
BINGHAMTON	12/17/19	79-56	18-Beatrice Mompremi	16-Beatrice Mompremi	5-Mykea Gray	3-Jamir Huston Mykea Gray	2-Beatrice Mompremi
UNC ASHEVILLE	12/20/19	75-46	17-Beatrice Mompremi	12-Beatrice Mompremi	3-Endia Banks Jacaira Allen	3-Destiny Harden	3-Sydnee Roby
WASHINGTON ST.	12/21/19	74-68	18-Kelsey Marshall	19-Beatrice Mompremi	2-Kelsey Marshall Mykea Gray Taylor Mason	3-Taylor Mason	5-Beatrice Mompremi
WAKE FOREST	12/29/19	59-56	17-Mykea Gray	12-Beatrice Mompremi	4-Mykea Gray	3-Mykea Gray	3-Sydnee Roby
at Georgia Tech	01/02/20	54-61	14-Kelsey Marshall	8-Beatrice Mompremi	4-Mykea Gray	4-Mykea Gray	1-Brianna Jackson Beatrice Mompremi
#8 FLORIDA STATE	01/05/20	62-73	21-Mykea Gray	10-Brianna Jackson	4-Endia Banks	3-Brianna Jackson Kelsey Marshall	1-Sydnee Roby
#7 LOUISVILLE	01/09/20	41-87	13-Brianna Jackson	6-Brianna Jackson	2-Kelsey Marshall Endia Banks	1-Kelsey Marshall Mykea Gray Jacaira Allen	4-Brianna Jackson
SYRACUSE	01/12/20	77-62	20-Mykea Gray	6-Destiny Harden	4-Kelsey Marshall Endia Banks	4-Mykea Gray	3-Brianna Jackson
at North Carolina	01/16/20	58-78	21-Mykea Gray	6-Destiny Harden Mykea Gray Brianna Jackson	5-Mykea Gray	2-Kelsey Marshall	2-Sydnee Roby Brianna Jackson
at Notre Dame	01/19/20	53-76	16-Mykea Gray	8-Destiny Harden	3-Kelsey Marshall	4-Mykea Gray	2-Destiny Harden
CLEMSON	01/23/20	68-64	22-Kelsey Marshall	7-Destiny Harden	6-Endia Banks Mykea Gray	3-Mykea Gray	2-Destiny Harden
at #14 Florida St.	01/26/20	61-79	21-Kelsey Marshall	6-Destiny Harden	4-Endia Banks	6-Mykea Gray	5-Brianna Jackson
GEORGIA TECH	01/30/20	54-49	16-Mykea Gray	10-Jamir Huston	3-Kelsey Marshall Jamir Huston	5-Mykea Gray	3-Brianna Jackson



individual game highs

Miami (FL) - INDIVIDUAL GAME HIGHS

Table with 3 columns: Stat, Value, and Game/Date. Rows include Points, Field Goals Made, Field Goal Att., FG Pct, 3-Point FG Made, 3-Point FG Att., 3-Pt FG Pct, Free Throws Made, Free Throw Att., FT Pct, Rebounds, Assists, Steals, Blocked Shots, and Turnovers.

OPPONENT INDIVIDUAL GAME HIGHS

Table with 3 columns: Stat, Value, and Game/Date. Rows include Points, Field Goals Made, Field Goal Att., FG Pct, 3-Point FG Made, 3-Pt FG Pct, Free Throws Made, Free Throw Att., FT Pct, Rebounds, Assists, Blocked Shots, Turnovers, and Fouls.



team game highs/lows

Miami (FL) - TEAM GAME HIGHS

Table with 3 columns: Statistic, Value, and Opponent/Date. Rows include POINTS, FIELD GOALS MADE, 3 PT FIELD GOALS MADE, etc.

Opponent - GAME HIGHS

Table with 3 columns: Statistic, Value, and Opponent/Date. Rows include POINTS, FIELD GOALS MADE, 3 PT FIELD GOALS MADE, etc.

Miami (FL) - GAME LOWS

Table with 3 columns: Statistic, Value, and Opponent/Date. Rows include POINTS, FIELD GOALS MADE, 3 PT FIELD GOALS MADE, etc.

Opponent - GAME LOWS

Table with 3 columns: Statistic, Value, and Opponent/Date. Rows include POINTS, FIELD GOALS MADE, 3 PT FIELD GOALS MADE, etc.



points-rebounds-assists

Opponent	Date	Score	00		01	03	04	05	12	13
			SALGUES,KE	SID,MOULAY	HARDEN,DES	BANKS,ENDI	GRAY,MYKEA	ALLEN,JACA	MASON,TAYL	
JACKSON ST.	11/10/19	83-68	w	0-0-0	3-2-3	0-1-0	11-3-6	12-2-4	DNP	DNP
NORTH FLORIDA	11/13/19	78-55	w	0-0-1	7-2-1	0-0-0	6-5-5	8-2-3	DNP	8-1-2
IUPUI	11/17/19	74-65	w	0-0-0	0-1-1	DNP	23-3-4	16-2-2	DNP	4-1-1
vs N.C. A&T	11/22/19	68-67	w	DNP	5-6-0	0-0-0	7-2-6	19-2-1	DNP	4-0-1
at #19/20 DePaul	11/23/19	83-89	L	DNP	10-6-4	DNP	9-6-3	0-4-3	DNP	3-0-0
#7/5 OREGON STATE	11/29/19	53-75	L	0-0-0	3-2-1	0-1-0	12-4-1	6-1-2	DNP	9-1-1
MIAMI (OH)	11/30/19	80-62	w	3-2-0	3-3-2	2-1-0	5-3-4	10-3-4	DNP	10-4-3
#14/16 INDIANA	12/04/19	45-58	L	0-0-0	3-5-1	DNP	13-5-0	7-2-0	DNP	6-4-0
BINGHAMTON	12/17/19	79-56	w	2-0-1	2-3-0	2-4-0	12-5-4	15-2-5	0-0-0	5-2-0
UNC ASHEVILLE	12/20/19	75-46	w	7-2-2	DNP	2-1-0	8-4-3	13-2-2	3-2-3	2-2-2
WASHINGTON ST.	12/21/19	74-68	w	0-0-0	4-2-0	DNP	14-3-1	15-1-2	DNP	0-2-2
WAKE FOREST	12/29/19	59-56	w	0-0-0	5-4-1	DNP	7-3-3	17-2-4	0-0-0	2-0-0
at Georgia Tech	01/02/20	54-61	L	0-0-0	0-3-0	0-0-0	5-3-2	10-3-4	DNP	7-4-2
#8 FLORIDA STATE	01/05/20	62-73	L	6-1-2	DNP	7-5-0	2-4-4	21-2-3	0-4-0	2-2-0
#7 LOUISVILLE	01/09/20	41-87	L	0-1-0	DNP	3-4-0	0-2-2	3-1-1	9-5-0	3-5-0
SYRACUSE	01/12/20	77-62	w	DNP	DNP	6-6-1	6-2-4	20-2-3	4-2-1	5-4-3
at North Carolina	01/16/20	58-78	L	3-2-0	0-0-0	12-6-0	0-2-2	21-6-5	2-1-0	3-1-0
at Notre Dame	01/19/20	53-76	L	0-1-1	4-4-0	7-8-1	6-3-2	16-5-1	DNP	4-2-1
CLEMSON	01/23/20	68-64	w	3-0-1	0-1-0	9-7-2	2-4-6	16-1-6	DNP	0-0-1
at #14 Florida St.	01/26/20	61-79	L	0-0-0	0-2-0	4-6-2	10-0-4	12-4-3	0-2-0	0-1-0
GEORGIA TECH	01/30/20	54-49	w	0-0-0	0-0-0	7-5-1	9-7-2	16-2-2	0-0-0	5-0-1

Opponent	Date	Score	15		20	21	22	32	44
			HUSTON,JAM	MARSHALL,K	JACKSON,BR	CHANG,YASM	MOMPRIEMER	ROBY,SYDNE	
JACKSON ST.	11/10/19	83-68	w	6-5-0	18-4-4	6-4-0	3-3-1	16-11-1	8-2-0
NORTH FLORIDA	11/13/19	78-55	w	0-4-1	16-4-1	4-6-1	7-3-0	16-3-1	6-3-0
IUPUI	11/17/19	74-65	w	0-2-0	8-5-4	0-3-0	0-0-0	20-11-2	3-0-0
vs N.C. A&T	11/22/19	68-67	w	0-2-0	10-2-3	2-3-2	0-2-1	18-8-0	3-4-0
at #19/20 DePaul	11/23/19	83-89	L	4-5-0	22-5-2	4-0-0	DNP	31-18-1	0-2-1
#7/5 OREGON STATE	11/29/19	53-75	L	1-4-0	3-2-2	6-3-0	0-0-1	13-7-1	0-0-0
MIAMI (OH)	11/30/19	80-62	w	4-13-1	3-3-5	9-4-0	7-1-1	13-4-0	11-2-0
#14/16 INDIANA	12/04/19	45-58	L	4-8-1	0-2-1	0-5-0	0-0-0	11-6-1	1-2-0
BINGHAMTON	12/17/19	79-56	w	7-9-1	11-2-3	0-4-1	0-2-0	18-16-0	5-3-1
UNC ASHEVILLE	12/20/19	75-46	w	2-5-2	11-1-2	4-2-0	0-1-0	17-12-1	6-4-1
WASHINGTON ST.	12/21/19	74-68	w	8-5-0	18-3-2	0-3-0	DNP	15-19-1	0-0-0
WAKE FOREST	12/29/19	59-56	w	1-5-2	12-5-3	0-1-1	DNP	15-12-1	0-1-0
at Georgia Tech	01/02/20	54-61	L	4-6-0	14-0-2	3-1-0	DNP	9-8-0	2-0-1
#8 FLORIDA STATE	01/05/20	62-73	L	7-1-0	3-0-2	14-10-0	0-0-0	DNP	0-1-0
#7 LOUISVILLE	01/09/20	41-87	L	0-2-0	3-1-2	13-6-0	7-0-0	DNP	0-1-0
SYRACUSE	01/12/20	77-62	w	8-2-0	19-3-4	4-4-0	2-1-0	DNP	3-0-0
at North Carolina	01/16/20	58-78	L	0-3-0	5-1-2	4-6-0	0-0-0	DNP	8-2-0
at Notre Dame	01/19/20	53-76	L	2-3-0	10-0-3	0-0-1	0-0-0	DNP	4-3-0
CLEMSON	01/23/20	68-64	w	6-4-0	22-1-2	10-5-0	DNP	DNP	0-0-0
at #14 Florida St.	01/26/20	61-79	L	2-0-0	21-2-3	12-5-0	DNP	DNP	0-0-0
GEORGIA TECH	01/30/20	54-49	w	8-10-3	7-4-3	2-5-0	0-0-0	DNP	0-0-0

GAME ONE

#18/19 Miami vs. Jackson State

Nov. 10, 2019 || Coral Gables, Fla.

Box score for Game One: Jackson St. 68 - 0-2, 0-0 SWAC. Includes player stats for Marneisha Hamer, Ameyah Williams, Kaitani Luskett, etc.

Box score for Game One: #18/19 Miami (FL) 83 - 1-0, 0-0 ACC. Includes player stats for Jamin Huston, Beatrice Mompremier, Endia Banks, etc.

Officials: Kyrle Appalano, Edward Sidaway, Eric Brewster. Technical fouls: Jackson State None, #18/19 Miami (FL) None.

Score by periods and team statistics for Game One. Includes FG%, FT%, and Rebounds.

GAME FOUR

#16/17 Miami vs. NC A&T

Nov. 22, 2019 || Chicago, Ill.

Box score for Game Four: NC A&T 67 - 2-3, 0-0 MEAC. Includes player stats for LaRon Hill, Alexus Lessner, etc.

Box score for Game Four: #16/17 Miami 88 - 4-0, 0-0 ACC. Includes player stats for Beatrice Mompremier, Moulaysia Johnson Sid, etc.

Officials: Ashley Gooke, Kevin Dilard, Tom Danaher. Technical fouls: NC A&T None, #16/17 Miami (FL) None.

Score by periods and team statistics for Game Four. Includes FG%, FT%, and Rebounds.

GAME TWO

#17/19 Miami vs. North Florida

Nov. 13, 2019 || Coral Gables, Fla.

Box score for Game Two: North Florida 55 - 1-2, 0-0 ASUN. Includes player stats for Jiffy Bond, Andrea Emmevia, etc.

Box score for Game Two: #17/19 Miami (FL) 78 - 2-0, 0-0 ACC. Includes player stats for Jamin Huston, Beatrice Mompremier, etc.

Officials: Thompson Lutz, Gonzalez, Angela Lewis. Technical fouls: North Florida None, #17/19 Miami (FL) None.

Score by periods and team statistics for Game Two. Includes FG%, FT%, and Rebounds.

GAME THREE

#17/19 Miami vs. IUPUI

Nov. 17, 2019 || Coral Gables, Fla.

Box score for Game Three: IUPUI 65 - 2-1, 0-0 Horizon. Includes player stats for Morgan Allen, Maceo Williams, etc.

Box score for Game Three: #17/19 Miami (FL) 74 - 3-0, 0-0 ACC. Includes player stats for Jamin Huston, Beatrice Mompremier, etc.

Officials: McKinley Fatus, Gascas, Bartholomew Lynch. Technical fouls: IUPUI None, #17/19 Miami (FL) None.

Score by periods and team statistics for Game Three. Includes FG%, FT%, and Rebounds.

GAME FIVE

#16/17 Miami at #19/20 DePaul

Nov. 23, 2019 || Chicago, Ill.

Box score for Game Five: #16/17 Miami (FL) 83 - 4-1, 0-0 ACC. Includes player stats for Moulaysia Johnson Sid, Beatrice Mompremier, etc.

Box score for Game Five: #19/20 DePaul 89 - 4-1, 0-0 BIG EAST. Includes player stats for Chane Stonewall, Daja Church, etc.

Officials: Rebecca Taylor, Eric Brewster, Karen Preato. Technical fouls: #16/17 Miami (FL) None, #19/20 DePaul-Sonya Morris.

Score by periods and team statistics for Game Five. Includes FG%, FT%, and Rebounds.

GAME SIX

#19/18 Miami vs. #7/5 Oregon State

Nov. 29, 2019 || Coral Gables, Fla.

Box score for Game Six: #19/18 Oregon State 75 - 6-0, 0-0 P12. Includes player stats for Kennedy Brown, Taylor Jones, etc.

Box score for Game Six: #19/18 Miami 83 - 4-2, 0-0 ACC. Includes player stats for Beatrice Mompremier, Moulaysia Johnson Sid, etc.

Officials: Saif Esho, Paulani Spurlock, Joseph Vassaly. Technical fouls: #19/18 Oregon State-None, #19/18 Miami-None.

Score by periods and team statistics for Game Six. Includes FG%, FT%, and Rebounds.

GAME SEVEN

#19/18 Miami vs. Miami (OH)

Nov. 30, 2019 || Coral Gables, Fla.

Box score for Game Seven: Miami (OH) 62 - 4-4, 0-0 MAC. Includes player stats for Savannah Kluesner, Kelly McLaughlin, etc.

Box score for Game Seven: #19/18 Miami 80 - 5-2, 0-0 ACC. Includes player stats for Brianna Jackson, Beatrice Mompremier, etc.

Officials: Linda Miles, Ron Leighton, Paulani Spurlock. Technical fouls: Miami (OH) None, #19/18 Miami-Brianna Jackson.

Score by periods and team statistics for Game Seven. Includes FG%, FT%, and Rebounds.

GAME EIGHT

#21/22 Miami vs. #14/16 Indiana

Dec. 4, 2019 || Coral Gables, Fla.

Box score for Game Eight: #14/16 Indiana 58 - 7-1, 0-0 Big Ten. Includes player stats for Brenna Wise, Mackenzie Holmes, etc.

Box score for Game Eight: #21/22 Miami (FL) 45 - 5-3, 0-0 ACC. Includes player stats for Brianna Jackson, Beatrice Mompremier, etc.

Officials: Maggie Tume, Bruce Montes, Dee Karter. Technical fouls: #14/16 Indiana-None, #21/22 Miami (FL)-None.

Score by periods and team statistics for Game Eight. Includes FG%, FT%, and Rebounds.

GAME NINE

Miami vs. Binghamton

Dec. 7, 2019 || Coral Gables, Fla.

Box score for Game Nine: Binghamton 56 - 9-1, 0-0 America. Includes player stats for Karlee Krichmar, Olivia Rami, etc.

Box score for Game Nine: Miami (FL) 79 - 6-3, 0-0 ACC. Includes player stats for Jamin Huston, Endia Banks, etc.

Officials: Ryan Durham, Linda Miles, Edward Sidaway. Technical fouls: Binghamton-None, Miami (FL)-None.

Score by periods and team statistics for Game Nine. Includes FG%, FT%, and Rebounds.

GAME TEN

Miami vs. UNC Asheville
Dec. 20, 2019 || Coral Gables, Fla.

UNC Asheville 46 - 53, 0-0 BigSo
Player stats for game 10 including points, rebounds, and assists.

Miami 75 - 73, 0-1 ACC

Player stats for game 11 including points, rebounds, and assists.

Officials: Kryslye Apellanz-Nic Cappell Maj Forsberg

Technical fouls: UNC Asheville-None; Miami-None.

Absence: 733

Score by periods table for game 11.

Lead FG - UNC Asheville 49:00-50, UM 49:01-50

Largest lead - UNC Asheville 2 1:40:55, UM by 45 49:09-52

UNC Asheville led for 00:24, UM led for 37:16, Game was tied for 02:08.

GAME ELEVEN

Miami vs. Washington State
Dec. 21, 2019 || Coral Gables, Fla.

Washington St 68 - 75,0-0 Pac-12
Player stats for game 12 including points, rebounds, and assists.

Miami (FL) 74 - 83,0-1 ACC

Player stats for game 13 including points, rebounds, and assists.

Officials: Kryslye Apellanz-Marc Merritt-Denis Brooks

Technical fouls: Washington St-None; Miami (FL)-None.

Absence: 792

2019-20 Women's Basketball: Round 1, Miami (FL) vs Washington St, Played at

Score by periods table for game 13.

Lead FG - WSU 49:00-15, UM 49:01-17

Largest lead - WSU by 6 2:04-47, UM by 10 3:48-52

Miami (FL) led for 18:40, WSU led for 30:05, Game was tied for 01:15.

GAME TWELVE

#24/rv Miami vs. Wake Forest
Dec. 29, 2019 || Coral Gables, Fla.

Wake Forest 56 - 75, 0-1 ACC
Player stats for game 14 including points, rebounds, and assists.

#24/rv Miami (FL) 59 - 93, 1-0 ACC

Player stats for game 15 including points, rebounds, and assists.

Officials: Tiana Cose-Carla Fountain-Bryan Brunette

Technical fouls: Wake Forest-None; #24/rv Miami (FL)-None.

Absence: 727

Score by periods table for game 15.

Lead FG - WF 49:00-59, UM 49:02-58

Largest lead - WF by 7 2:08-52, UM by 4 49:02-57

WF led for 19:45, UM led for 17:53, Game was tied for 02:12.

GAME THIRTEEN

#23/rv Miami at Georgia Tech
Jan. 2, 2020 || Atlanta, Ga.

#23/rv Miami (FL) 54 - 94, 1-1 ACC
Player stats for game 16 including points, rebounds, and assists.

Georgia Tech 61 - 112, 2-0 ACC

Player stats for game 17 including points, rebounds, and assists.

Officials: Katie Lukarich-Jules Gallen-Billy Smith

Technical fouls: #23/rv Miami (FL)-None; Georgia Tech-None.

Absence: 1255

Score by periods table for game 17.

Lead FG - UM 49:01-52, GT 49:02-53

Largest lead - UM by 15 16:00-46, GT by 19 49:02-56

UM led for 31:52, GT led for 36:55, Game was tied for 01:33.

GAME FOURTEEN

#23/rv Miami vs. #8/8 Florida State
Jan. 5, 2020 || Coral Gables, Fla.

#8 Florida State 73 - 141, 3-1 ACC
Player stats for game 18 including points, rebounds, and assists.

#23- Miami 62 - 95, 1-2 ACC

Player stats for game 19 including points, rebounds, and assists.

Officials: Maggie Tenson, Thomas Donaher, Joseph Vazdy

Technical fouls: #8 Florida State-None; #23- Miami-None.

Absence: 1984

Score by periods table for game 19.

Lead FG - FSU 49:00-43, UM 49:00-44

Largest lead - FSU by 18 30:01-21, UM None

UM led for 38:57, UM led for 00:00, Game was tied for 01:03.

GAME FIFTEEN

Miami vs. #7/7 Louisville
Jan. 9, 2020 || Coral Gables, Fla.

#7 Louisville 67 - 151, 4-0 ACC
Player stats for game 20 including points, rebounds, and assists.

Miami (FL) 41 - 90, 1-3 ACC

Player stats for game 21 including points, rebounds, and assists.

Officials: Jeffrey Smith-Luis Gonzalez-Maj Forsberg

Technical fouls: #7 Louisville-None; Miami (FL)-None.

Absence: 930

Score by periods table for game 21.

Lead FG - UM 49:01-40, UM 49:02-38

Largest lead - UM by 15 17:40-51, UM None

UM led for 39:45, UM led for 00:00, Game was tied for 00:17.

GAME SIXTEEN

Miami vs. Syracuse
Jan. 12, 2020 || Coral Gables, Fla.

Syracuse 62 - 87, 2-2 ACC
Player stats for game 22 including points, rebounds, and assists.

Miami 77 - 104, 2-3 ACC

Player stats for game 23 including points, rebounds, and assists.

Officials: Nic Cappell-Mark Resch-De Kater

Technical fouls: Syracuse-None; Miami-None.

Absence: 651

Score by periods table for game 23.

Lead FG - SU 49:00-53, UM 49:03-43

Largest lead - SU by 21 16:01-11, UM by 19 49:00-53

SU led for 00:19, UM led for 36:10, Game was tied for 04:29.

GAME SEVENTEEN

Miami at North Carolina
Jan. 16, 2020 || Chapel Hill, N.C.

Miami 58 - 107, 2-4 ACC
Player stats for game 24 including points, rebounds, and assists.

North Carolina 76 - 134, 4-2 ACC

Player stats for game 25 including points, rebounds, and assists.

Officials: Brandon Entinger-Jennifer Reese-Rod Creech

Technical fouls: Miami-None; North Carolina-None.

Absence: 1938

Score by periods table for game 25.

Lead FG - NC 49:00-50, UNC 49:00-51

Largest lead - UM by 8 16:04-11, UNC by 24 49:00-51

UM led for 01:39, UNC led for 16:06, Game was tied for 04:29.

GAME EIGHTEEN

Miami at Notre Dame
Jan. 19, 2020 || South Bend, Ind.

Miami 53 - 104, 2-5 ACC
Player stats for game 26 including points, rebounds, and assists.

Notre Dame 76 - 71, 2-5 ACC

Player stats for game 27 including points, rebounds, and assists.

Officials: Katie Lukarich-Karen Preato-Denis Brooks

Technical fouls: Miami-None; Notre Dame-None.

Absence: 6559

Score by periods table for game 27.

Lead FG - ND 49:00-40, ND 49:01-42

Largest lead - UM by 3 1:40:11, UNC by 25 49:00-51

UM led for 01:39, ND led for 36:44, Game was tied for 04:29.



2019-20 box scores

GAME NINETEEN

Miami vs. Clemson
Jan. 23, 2020 || Coral Gables, Fla.

Box score for Game Nineteen (Miami vs. Clemson). Includes player stats for 25 players and team totals.

Summary statistics for Game Nineteen, including FG%, 3Pt%, FT%, and Rebounds.

Box score for Game Nineteen (Miami (FL) 88 - 114-3-5 ACC). Includes player stats for 25 players and team totals.

Summary statistics for Game Nineteen (Miami (FL) 88 - 114-3-5 ACC).

Officials: Maggie Terman, Billy Smith, Eric Brewton
Technical fouls: Clemson-None, Miami (FL)-None.
Attendance: 1316

Score by periods table for Game Nineteen.

Lead FG - Clem 4th-01:19, UM 4th-00:50.
Largest lead - Clem by 21:04:55, UM by 23:30:05.4.
Clem led for 01:54, UM led for 33:00. Game was tied for 05:00.

GAME TWENTY

Miami at #14/14 Florida State
Jan. 26, 2020 || Tallahassee, Fla.

Box score for Game Twenty (Miami 61 - 11-9, 3-6 ACC). Includes player stats for 25 players and team totals.

Summary statistics for Game Twenty.

Box score for Game Twenty (#14 Florida St 79 - 17-3, 6-3 ACC). Includes player stats for 25 players and team totals.

Summary statistics for Game Twenty.

Officials: John Casolino, Paulino Spurlock, Bryan Brunette
Technical fouls: Miami-None, #14 Florida St-None.
Attendance: 4599

Score by periods table for Game Twenty.

Lead FG - UM 4th-00:50, FS led 04:18.
Largest lead - UM None, FS by 18:34:07.18.
UM led for 00:00, FS led for 05:42. Game was tied for 04:18.

GAME TWENTY-ONE

Miami vs. Georgia Tech
Jan. 30, 2020 || Coral Gables, Fla.

Box score for Game Twenty-One (Georgia Tech 49 - 14-7, 5-ACC). Includes player stats for 25 players and team totals.

Summary statistics for Game Twenty-One.

Box score for Game Twenty-One (Miami 54 - 12-9, 4-6 ACC). Includes player stats for 25 players and team totals.

Summary statistics for Game Twenty-One.

Officials: Mark Hardcastle, Angelica Sufken, Eric Salsky
Technical fouls: Georgia Tech-None, Miami-None.
Attendance: 847

Score by periods table for Game Twenty-One.

Lead FG - GT 0T-03:48, UM 0T-01:12.
Largest lead - GT by 15:29:02:46, UM by 5:07:00:00.
GT led for 36:47, UM led for 04:36. Game was tied for 03:37.



TV/Radio Chart

0		KENZA SALGUES	GP-GS	PPG	RPG	APG	MPG	<ul style="list-style-type: none"> Ranked No. 20 international player in 2018 class by ProspectsNation.com Represented France at FIBA U18 European Championship Played against Moulayna Sidi Baba at the FIBA U16 European Championship First Frenchwoman to play under Katie Meier INSEP alums include Tony Parker and Clint Capela 				
		Fr. G 5-9 MONTPELLIER, FRANCE MAJOR: Sports Administration	2019-20	18-0	1.3	0.5	0.4		8.4	CAREER	18-0	1.3
1		MOULAYNA JOHNSON SIDI BABA	GP-GS	PPG	RPG	APG	MPG	<ul style="list-style-type: none"> Missed four games due to an ankle injury Four-star international prospect according to Keil Moore Basketball Represented Sweden at the FIBA U18 European Championship Played against Kenza Salgues at the FIBA U16 European Championship Second Swedish player to sign with Coach Katie Meier 				
		Fr. F 6-0 ARSTA, SWEDEN MAJOR: Business Administration	2019-20	17-3	2.9	2.7	0.8		17.6	CAREER	17-3	2.9
3		DESTINY HARDEN	GP-GS	PPG	RPG	APG	MPG	<ul style="list-style-type: none"> Set new career-highs in points (12) and field goals (5) at UNC (1/16) Tied her career high for rebounds with six against Syracuse (1/12) Sat out the 2018-19 season due to NCAA transfer rules Spent her freshman year at West Virginia, made a WNIT semifinals appearance Earned Chicago Tribune and USA Today All-USA IL Second Team honors 				
		R-So. F 6-0 CHICAGO, ILL. MAJOR: Criminal Justice	2019-20	16-6	3.8	3.4	0.4		14.6	CAREER	51-6	2.9
4		ENDIA BANKS	GP-GS	PPG	RPG	APG	MPG	<ul style="list-style-type: none"> Knocked down the game-tying jumper to send the GT game to OT Scored a career-high 23 points against IUPUI (11/17) Elected as a team captain for 2019-20 Tabbed to the All-ACC Academic Team as a freshman Started every game as a freshman 				
		Jr. G 5-9 DULUTH, GA. MAJOR: Sports Administration	2019-20	21-21	8.0	3.5	3.2		29.3	CAREER	87-67	6.2
5		MYKEA GRAY	GP-GS	PPG	RPG	APG	MPG	<ul style="list-style-type: none"> Eclipsed 1,000-career point in 21-point effort at UNC (1/16) Leads all Canes in career 20-point outings at 13 (three this season) Hit the game-winning three against North Carolina A&T (11/22) Has totaled 55 double-digit outings in her career Career goal is to become an FBI agent 				
		Jr. G 5-4 UPPER MARLBORO, MD. MAJOR: Criminal Justice	2019-20	21-21	13.0	2.4	2.9		28.9	CAREER	87-87	12.4
12		IGGY ALLEN	GP-GS	PPG	RPG	APG	MPG	<ul style="list-style-type: none"> Recorded a season-high nine points against Louisville (1/9) Transferred from Mississippi State in the fall of 2018 Redshirted during the 2017-18 season due to a preseason injury Played in 20 games in 2016-17, helping the Bulldogs to the NCAA finals Sister, Alica Mardis, plays basketball at Arkansas Tech 				
		R-Jr. G 5-10 POMPANO BEACH, FLA. MAJOR: Communication	2019-20	9-0	2.0	1.8	0.5		9.8	CAREER	29-0	2.4
13		TAYLOR MASON	GP-GS	PPG	RPG	APG	MPG	<ul style="list-style-type: none"> Leads all bench players with 4.1 points per game this year Finished in double-digits twice last season Nation's No. 66 recruit in 2017 according to espnW HoopGurlz Older brother, Nate, played basketball at Minnesota Hopes to play basketball and become an entrepreneur upon graduating 				
		Jr. G 5-9 DECATUR, GA. MAJOR: Interactive Media	2019-20	20-0	4.1	1.8	1.0		17.6	CAREER	86-0	3.1
15		JAMIR HUSTON	GP-GS	PPG	RPG	APG	MPG	<ul style="list-style-type: none"> Was a basket shy (8 pts, 10 reb) of her first career double-double (1/30) Hit a buzzer beating three right before halftime against Binghamton Set a career-high in rebounds with 13 against Miami (OH) Attended the same school as UM football standout Wesley Carroll Cousin, Denzel Ward, plays for the Cleveland Browns 				
		So. F 6-0 CLEVELAND, OHIO MAJOR: Sports Administration	2019-20	21-10	3.5	4.7	0.5		16.0	CAREER	45-10	2.6
20		KELSEY MARSHALL	GP-GS	PPG	RPG	APG	MPG	<ul style="list-style-type: none"> Has scored in double-digits in 12 games this season Tied her career-high with 22 points against Clemson (1/23) Tied for eighth on UM's single-season made 3-pointers list Tabbed to the ACC All-Freshman Team in 2017-18 Older brother, Kyle, played at Butler and professionally in France 				
		Jr. G 5-9 DAVIE, FLA. MAJOR: Sports Administration	2019-20	21-21	11.2	2.4	2.6		27.3	CAREER	86-41	8.7
21		BRIANNA JACKSON	GP-GS	PPG	RPG	APG	MPG	<ul style="list-style-type: none"> Tallied her first career double-double against FSU (14 pts, 10 reb) No. 92 prospect in the nation according to espnW HoopGurlz Virginia Class 5 State Player of the Year Father, Brian, played semi-pro basketball Enjoys reading and watching anime outside of basketball 				
		Fr. F 6-3 VIRGINIA BEACH, VA. MAJOR: Sports Administration	2019-20	21-9	4.6	3.8	0.3		15.3	CAREER	21-9	4.6
22		YASMEEN CHANG	GP-GS	PPG	RPG	APG	MPG	<ul style="list-style-type: none"> Ranked the No. 21 player nationally by ASGR Basketball Two-time Naples Daily News Player of the Year Scored in double-figures in 20 of 22 games as a senior Tallied eight games with 20-plus points in 2018-19 Nickname is Yas 				
		Fr. G 5-9 NAPLES, FLA. MAJOR: Exploratory Undecided	2019-20	15-0	1.7	0.9	0.3		7.0	CAREER	15-0	1.7
32		BEATRICE MOMPREMIER	GP-GS	PPG	RPG	APG	MPG	<ul style="list-style-type: none"> Tied for third in the ACC for double-doubles this season (seven) Two-time ACC Co-Player of the Week this season (11/25 & 12/22) Only player in the ACC top 10 in points and rebounds Associated Press Preseason All-American 2019 ACC Preseason Player of the Year 				
		R-Sr. F 6-4 MIAMI, FLA. MAJOR: Sociology	2019-20	13-12	16.3	10.4	0.8		27.2	CAREER	116-80	11.2
44		SYDNEE ROBY	GP-GS	PPG	RPG	APG	MPG	<ul style="list-style-type: none"> Made her first career start against Binghamton (12/17) Tabbed the No. 60 player in the nation by espnW HoopGurlz 2017-18 Wisconsin Gatorade Player of the Year Mother, Essie, played professionally for the Virginia Wave of the WABA...also at Howard University and Grambling State 				
		Fr. C 6-3 MILWAUKEE, WIS. MAJOR: Exploratory Undecided	2019-20	21-2	2.9	1.4	0.2		9.0	CAREER	21-2	2.9
HC		KATIE MEIER	Career Record: 365-226 Miami Record: 289-181					<ul style="list-style-type: none"> Guided the Canes to 10 straight postseasons 2011 AP National Coach of the Year Has coached 24 Canes to professional careers Four-year letterwinner at Duke 				
		HEAD COACH 15TH SEASON ALMA MATER: Duke										

AC

 OCTAVIA BLUE SENIOR EIGHTH SEASON	 TIA JACKSON SENIOR FIFTH SEASON	 RIZDROY ANTHONY FRESHMAN FIRST SEASON
---	---	---