



Amy Woodruff, Associate Communications Director  
 O: (305) 284-3241 | C: (813) 410-1194  
 A.Woodruff@miami.edu | @CanesHoops

**2013-14 SCHEDULE**

DATE	OPPONENT	TV/RPI	TIME/SCORE
Oct. 30	Florida Tech (exh.)		W, 84-55
Nov. 8	St. Francis Brooklyn	184	L, OT, 62-66
Nov. 11	Georgia Southern	315	W, OT, 81-80
Nov. 14	Texas Southern	290	W, 84-69
Nov. 18	at College of Charleston &	237	W, 70-54
Nov. 21	UCF	208	L, 58-63
<b>DIRECTV Wooden Legacy (Anaheim, Calif.)</b>			
Nov. 28	vs. RV/- George Washington	31	L, OT, 63-71
Nov. 29	vs. Cal State Fullerton	278	W, 48-46
Dec. 1	vs. RV/RV Arizona State	28	W, 60-57
Dec. 4	at Nebraska!	55	L, 49-60
Dec. 8	Virginia Tech*	223	L, OT, 60-61
Dec. 19	at Savannah State	284	W, 68-51
Dec. 22	La Salle	88	W, 71-58
Dec. 30	Loyola (MD)	261	W, 71-48
Jan. 4	at No. 2 Syracuse*	7	L, 49-44
Jan. 8	at RV/RV North Carolina*	21	W, 63-57
Jan. 15	Florida State*	57	L, 53-63
Jan. 18	at Georgia Tech*	171	W, 56-42
Jan. 22	No. 18 Duke*	9	L, 46-67
Jan. 25	No. 2 Syracuse*	7	L, 52-64
Jan. 29	at Maryland*	73	L, 71-74
Feb. 1	Norfolk State	240	W, 64-49
Feb. 5	No. 25/22 Pittsburgh*	45	L, OT, 55-59
Feb. 8	NC State*	76	L, 55-56
Feb. 10	at Florida State*	57	W, 77-73
Feb. 15	at Virginia Tech*	223	L, 52-45
Feb. 19	Notre Dame*	120	W, 71-64
Feb. 22	Boston College*	175	W, 69-42
Feb. 26	at 12/11 Virginia*	10	L, 65-40
March 1	at NC State*	76	W, 80-65
March 4	at Clemson*	71	8 p.m.
March 8	Wake Forest*	RSN	2 p.m.
March 12	ACC Tournament		

All home games are played at the BankUnited Center  
 Game times are ET and subject to change  
 \* ACC game ! Big Ten/ACC Challenge  
 & First game of Wooden Legacy, played in Charleston, S.C.  
 ACCN - ACC Network RSN - Regional Sports Network  
 All conference games on an ESPN network will also be available on WatchESPN.  
 All conference games carried on ACCN or RSN will also be available on ESPN3.  
 All games can be heard on WQAM 560 and Canes All Access on HurricaneSports.com

**SOCIAL MEDIA**

**Website:** HurricaneSports.com  
**Twitter, Instagram, Facebook:** @CanesHoops

**MIAMI MEDIA GUIDE**

Miami is not printing media guides again this season.



**MIAMI**

HURRICANES  
 (15-14, 6-10)

**NATIONAL RANKING**

--/--

**LAST TIME OUT**

W, 80-65 at NC State

**STATISTICAL LEADERS**

**Points per Game**  
 Rion Brown, 15.0  
 Garrius Adams, 10.1  
**Rebounds per Game**  
 Rion Brown, 6.2  
**Assists per Game**  
 Garrius Adams, 2.9

**CLEMSON**

TIGERS  
 (18-10, 9-7)

**NATIONAL RANKING**

--/--

**LAST TIME OUT**

W, 77-73 (2OT) vs. Maryland

**STATISTICAL LEADERS**

**Points per Game**  
 K.J. McDaniels, 17.1  
 Rod Hall, 9.4  
**Rebounds per Game**  
 K.J. McDaniels, 7.2  
**Assists per Game**  
 Rod Hall, 3.9

**SETTING THE SCENE**

**March 4, 2014 | 8 p.m.**  
**Littlejohn Coliseum | Clemson, S.C.**

**TV:** ACC Network | My 33 in Miami  
**Radio:** 560 WQAM  
**Web:** WQAM.com | ESPN3

After leading Miami to the 2013 NCAA Sweet 16 and winning the school's first ACC regular season and tournament championships, **Jim Larrañaga** was honored as the AP, Naismith, USBWA Henry Iba, Adolph Rupp Cup and ACC Coach of the Year. The Bronx, N.Y., native helped Miami to a No. 2 national ranking by both the AP and USA TODAY, and a No. 2 seed in the NCAA Tournament. He is the 10th coach in the last 10 years to lead two top-10 programs.



**THE GAME**

Miami travels to South Carolina to face Clemson on March 4, in the Canes' third of three-straight games on the road.

**THE SERIES**

Miami is 9-11 in the all-time series against Clemson, which dates back to the 1955-56 season. The Canes are 5-3 against the Tigers at home, 2-3 at neutral sites and 2-5 on the road. Miami has won three straight matchups against Clemson, last defeating the Tigers, 62-49, on March 9, 2013 in Coral Gables.

**THE BROADCASTS**

Catch the game on ACC Network with Bob Rathbun and Mike Gminski making the call.  
 Watch the game on these affiliates in Florida: Jacksonville: WAWS-D2; Miami-Fort Lauderdale: MY 33; Orlando-Daytona Beach-Melbourne: My 65; Panama City: This Panama City (13.2); West Palm Beach-Ft. Pierce: My 15.  
 All affiliates are listed here: <http://theacc.co/MBB030414b>  
 Also check out the game on 560 WQAM Radio with Joe Zagacki, the Voice of the Hurricanes.

**THE COACH**

Head coach Jim Larrañaga has a 534-368 overall record in his 30th season as a head coach. He is 64-34 in his third season at the University of Miami.

**THE POLLS (as of March 3)**

KenPom.com: Miami - 70, Clemson - 50      NCAA RPI: Miami - 108, Clemson - 71.      SOS: Miami - 53

**THE WEATHER**

Projected temperatures on game day: Coral Gables - 83/65. Clemson, S.C. - 54/32.

**UP NEXT**

The Canes wrap up the 2014 regular season on Saturday, March 8 against Wake Forest. Miami will honor its six seniors - Garrius Adams, Raphael Akpejori, Rion Brown, Justin Heller, Donnavan Kirk and Erik Swoope, as well as two senior managers prior to the game.

2013-14 ROSTER

#	Name	Pos.	Ht.	Wt.	Yr.	Hometown   Previous School (s)
4	Raphael Akpejori	F	6-9	241	Sr.	Lagos, Nigeria   Sunrise Christian Academy (Kan.) Averaging 19.8 mpg, 1.3 ppg & 2.8 rpg since joining starters, after 5.3 mpg, 0.7 ppg and 0.8 rpg in non-conference ... Engineering major.
5	Davon Reed	G	6-6	208	Fr.	Ewing, N.J.   Princeton Day School (N.J.) Shooting guard playing out of position at the point ... Notched 16 points in 25 min. against Syracuse (1/25) ... 12 pts, 3 rebs vs. ND.
11	Mike Fernandez	G	6-1	189	Fr.	Coral Gables, Fla.   Belen Jesuit Walk on raised in Coral Gables, Fla. ... H.M. All-Dade County ... Hit 40 percent of field goals senior season.
12	Justin Heller	G	6-2	177	Sr.	Boca Raton, Fla.   West Boca Raton Community Walk on who earned scholarship spring 2014 semester ... Played in 18 career games ... Scored first ACC points (2) vs. BC on Feb. 22.
15	Rion Brown	G	6-6	211	Sr.	Hinesville, Ga.   Liberty County Six 20+ point games in last 10 outings ... 7+ reb in 13 games ... 35.9% 3FG in ACC after 29.4% in non-conf.
20	Manu Lecomte	G	5-11	159	Fr.	Brussels, Belgium   Athene des Pagodes Season-best five rebounds at UVA ... Hit four FTs/q vs. Pitt, NCST, FSU and NCST ... Season high 19 points at MD ... 2+ assists 19 games.
21	Erik Swoope	F	6-5	220	Sr.	Lake Elsinore, Calif.   Harvard-Westlake Since joining starting five vs. FSU: 8.8 ppg, 4.2 rpg, 1.2 apg, 51.5%FG in 28.8 mpg ... Max bench press is 365 pounds.
22	Donnavan Kirk	F	6-9	228	Gr.	Pontiac, Mich.   DePaul   Detroit Country Day HS At FSU, 16 pts ... At MD, 9 points and 9 rebounds ... Block in 20 games, multiple blocks in 13 outings ... 7+ rebounds in 11 games.
23	Tonye Jekiri	C	7-0	235	So.	Hialeah, Fla.   Champagnat Catholic School   Nigeria First career double-double with 14p, 13r at NCST ... At FSU 15 pts, 6 reb, 2 blocks ... 9 rebounds and 8 points vs. Duke ... Native of Nigeria.
25	Garrius Adams	G	6-6	200	Gr.	Apex, N.C.   Middle Creek Last 9-of-10 games with double-digit scoring ... 5.7 rpg in last nine outings ... 3+ assists in 17 games ... Career high 20 pts vs. UCF.
35	James Kelly	F	6-7	246	Jr.	Ann Arbor, Mich.   Owens CC   Pioneer HS Nine points and five rebounds at Virginia Tech in February ... ACC-best 12 points vs. Virginia Tech in December.

REDSHIRTS (\*will sit out 2013-14 season and have two years of eligibility remaining)

1	Deandre Burnett	G	6-2	191	Fr.	Miami, Fla.   Carol City HS Sustained left wrist injury, redshirt for rookie season ... 2012 Parade All-American ... Avg. 37 ppg as a senior, third in the nation.
10	Sheldon McClellan*	G	6-5	206	Jr.	Houston, Texas   Texas   Bellaire Played 68 games, starting 24 at Texas ... In two seasons averaged 12.4 ppg, 3.6 rpg, 0.7 apg.
13	Angel Rodriguez*	G	5-11	181	Jr.	Cupey, P.R.   Kansas State   Miami Krop HS NABC All-District, All-Big 12, Big 12 All-Defensive Team ... Big 12 Co-Champions ... Played 65 career games, averaging 9.8 ppg, 4.2 apg.

LARRAÑAGA BY THE NUMBERS

1 - Coach Jim Larrañaga is one of four ACC coaches with a Final Four appearance to his credit.

4 - In 2006, Coach Jim Larrañaga became the first coach at a mid-major school to take his team to the NCAA Final Four in 27 years.

7 - Larrañaga is no stranger to the ACC. In his seven seasons as an assistant coach at Virginia, the Cavaliers participated in the NCAA Final Four in 1981 and 1984, won three ACC Championships and finished in the Top 5 of the AP rankings.

14 - Larrañaga has made 14 postseason appearances in the past 23 years, including six NCAA tournaments.

30 - Larrañaga is in his 30th year as a head coach and has successfully transitioned three institutions into successful programs: Miami, Bowling Green and George Mason.

LARRAÑAGA - WHY MIAMI?

Along with returning to the best basketball conference in the country, Coach L had a few personal reasons for accepting the head coaching job at Miami. Coach's grandfather was from Cuba, where he produced the Larrañaga [lare-en-YAH-ga] cigar. Coach's father was raised in Key West before moving to The Bronx, N.Y., getting married and raising six children. Coach L was raised in The Bronx, but vacationed to Florida as a boy. He also has owned a house in Sarasota - which he bought from Dick Vitale's daughter - for eight years, and three of his siblings have retired to Florida.

MIAMI VS. CLEMSON (9-11)

Since the rebirth of Miami basketball in 1985: 9-8  
 Since joining the ACC in 2004-05: 8-6  
 Since the arrival of Jim Larrañaga in 2011-12: 3-0

1/5/56	L	98-96	(n)
12/13/58	L	66-61	(n)
12/16/66	L	73-64	(n)
12/20/94	L	75-55	(a)
12/23/95 (OT)	L	66-52	(h)
11/20/01	W	67-65	(n)
1/26/05	W	69-65	(h)
2/12/05	W	83-77	(a)
1/18/06	W	65-61	(h)
3/9/06	W	66-63	(n)
2/28/07 (OT)	L	74-70	(a)
1/27/08	W	75-72	(h)
2/27/08	L	79-69	(a)
12/21/08	L	91-72	(h)
2/13/10	L	66-74	(a)
1/8/11	L	79-72	(a)
2/20/11	L	63-59	(h)
1/18/12	W	76-73	(h)
2/17/13	W	45-43	(a)
3/9/13	W	62-49	(h)

ON THIS DATE - MARCH 4

Overall: 2-5  
 Since the rebirth of Miami basketball in 1985: 2-4  
 Since the arrival of Larrañaga in 2011-12: 0-0

PRONUNCIATIONS

Players	
5 Davon Reed	Dave-on
10 Raphael Akpejori	AHK-peh-jore-ee
15 Rion Brown	Ryan
20 Manu Lecomte	Man-ew La-cont
21 Erik Swoope	Swoope
23 Tonye Jekiri	Tahn-yay Jah-kEEr-EE
25 Garrius Adams	GARY-us

Coaches

Jim Larrañaga	LARE-uh-NAY-guh
Michael Huger	HUE-gur
Chris Caputo	Ca-poo-toe

CLASS BREAKDOWN

Graduates	Garrius Adams, Donnavan Kirk
Seniors	Raphael Akpejori, Rion Brown Justin Heller, Erik Swoope
Juniors	James Kelly, Sheldon McClellan Angel Rodriguez
Sophomores	Tonye Jekiri
Freshmen	Deandre Burnett, Mike Fernandez Manu Lecomte, Davon Reed

GEOGRAPHIC BREAKDOWN

BELGIUM	
Brussels	Manu Lecomte
NIGERIA	
Lagos	Raphael Akpejori
PUERTO RICO	
Cupey	Angel Rodriguez
UNITED STATES	
California	Erik Swoope
Florida	Deandre Burnett, Mike Fernandez Justin Heller, Tonye Jekiri
Georgia	Rion Brown
Michigan	James Kelly, Donnavan Kirk
New Jersey	Davon Reed
North Carolina	Garrius Adams
Texas	Sheldon McClellan

2013-14 ACC STANDINGS

As of March 3, 2014

Team	ACC	Overall
1. Virginia	16-1 .941	25-5 .833
2. Syracuse	13-3 .813	26-3 .897
3. Duke	12-4 .750	23-6 .793
4. North Carolina	12-4 .750	22-7 .759
5. Pitt	10-6 .625	22-7 .759
6. Clemson	9-7 .563	18-10 .643
7. Florida State	8-8 .500	17-11 .607
8. Maryland	7-9 .438	15-14 .517
9. NC State	7-9 .438	17-12 .586
10. Miami	6-10 .375	15-14 .517
11. Notre Dame	6-11 .353	15-15 .500
12. Wake Forest	5-11 .313	15-14 .517
13. Georgia Tech	4-12 .250	13-16 .448
14. Boston College	4-12 .250	8-21 .276
15. Virginia Tech	2-14 .125	9-19 .321

Miami was picked to finish 12th in the ACC in preseason polls

**2013-14 QUICK HITS**

- 9 newcomers (8 scholarship)
- 6 players return (4 scholarship)
- 0 starters return
- Nine scholarship players are available for 2013-14 season.
- 2 players will redshirt after transferring from Division I schools. One will redshirt due to injury.

• Six seniors in 2013-14, after having five seniors - who all earned their academic degree - last season.

• Miami is the only ACC team with zero returning starters. Additionally, Miami lost its six top players, who started 174 combined games. Rion Brown is the only Hurricane to start any games (6) last season, so the Canes return 6-of-180 starts, which is 3.3 percent.

• Miami returns 13.3 percent of points scored (9.3 ppg), 14.2 percent of rebounds (5.1 rpg) and 1.0 percent of assists (1.1 per game), all the lowest in the ACC.

• Coach Jim Larrañaga is one of five active ACC coaches with 400 or more wins.

• Miami's freshman class includes: Deandre Burnett - third in the nation in scoring as a senior with 37 ppg; Manu Lecomte - Belgium second division player; and Davon Reed - 2,000 point scorer who averaged 24 ppg as a senior.

• Two transfers joined the Canes this season in James Kelly, who averaged 17.9 ppg and 10.0 rpg in two JC seasons and Donnavan Kirk, who played 54 games for DePaul the past two seasons, leading the team in blocked shots.

• One year ago, Miami was selected fourth by the coaches and fifth by the media in preseason ACC polls, but finished the season as the regular season and tournament champion.

• Miami started the 2012-13 season unranked, but jumped to No. 2/2 in the nation by Feb. 18. The Canes ended the season No. 5/10.

• At that Operation Basketball, zero Hurricanes were selected for preseason All-ACC teams. At the end of the championship season, Jim Larrañaga was Coach of the Year, Shane Larkin was Player of the Year (coaches), and Durand Scott was Defensive Player of the Year while Larkin (1st & defensive), Kenny Kadji (2nd), and Scott (H.M. & defensive) were selected to ACSMA All-ACC teams. The coaches picked Scott for third team and Julian Gamble was listed on the Defensive Team with Scott and Larkin.

• Miami's top six players from the 2013 ACC Championship season combined for 5,399 career points, 2,744 rebounds, 966 assists, 480 steals, 369 blocked shots and 412 starts.

• All six of those six players have played professionally since graduating: Dallas Maverick Shane Larkin was selected No. 18 in the NBA Draft; Kenny Kadji (Cavaliers) and Trey McKinney Jones (Bucks) were with NBA teams during the preseason; Reggie Johnson was selected in the D-League Draft by the Delaware 87ers, Julian Gamble is playing in France and Durand Scott is in Spain.

• Shane Larkin was picked No. 18 overall in the 2013 NBA Draft. The ACC led all conferences with eight players selected in the Draft. Every ACC team has had at least one first round selection. With its four first-round selections, the ACC extends its streak of having at least one first-round draft pick to 25 consecutive years (1989-2013). Over the past five years (2009-13), the ACC leads all conferences with 27 first round picks.

• In 2013 Miami won the ACC regular season and tournament championships. The last team to win both titles outright was North Carolina in 2008. (Duke tied with Maryland in 2010 for regular season).

• Miami is the only school not from the state of North Carolina to win both the ACC regular season and tournament titles outright in the same season. (Georgia Tech was regular season tri-champion in 1985).

**MIXING UP THE STARTING LINEUP**

Miami has had six starting lineups this season, and every scholarship player has started at least six games. For a complete listing, check page five of the notes.

**MIAMI HITS THE ROAD FOR WINS**

Miami is 6-10 in the ACC this season, with four of its wins coming on the road: at North Carolina, at Georgia Tech, at Florida State and at NC State. Only seven ACC schools have at least four road wins this year, all of which are ranked higher in the ACC and have won at least seven league games.

**OFFENSIVE UPS AND DOWNS**

After scoring 40 points and shooting 26.1 percent at Virginia on Feb. 26, Miami notched 85 points, hitting 58.7 percent, at NC State in the very next game.

Miami has scored 40-49 points four times in ACC play, 50-59 five times, 60-69 a trio of times and 70+ in four games. The Canes have shot as high as 58.7 percent (at NC State), but also as low as 25.9 percent (at Virginia Tech).

**SENIOR STARTING FIVE**

Coach Larrañaga has started the oldest, most experienced and strongest lineup four of the last five games: The seniors. Garrus Adams, who mans the PG position, is flanked by wings Rion Brown and Erik Swoope. Donnavan Kirk and Raphael Akpejori start in the paint. At NC State, though, Tonye Jekiri started in place of Kirk.

Below are the five seniors' stats in the last six games (since Coach L has gone with the senior starting lineup), compared to the first 10 ACC games.

	First 10 PPG	RPG	MPG	Last 6 PPG	RPG	MPG
Adams	8.9	3.5	34.7	11.2	5.2	31.3
Akpejori	0.6	1.9	9.9	1.3	2.8	19.8
Brown	14.9	5.3	34.8	16.8	6.5	35.5
Kirk	7.4	4.6	27.2	5.0	2.0	19.3
Swoope	3.2	2.3	14.4	8.8	4.2	28.8

**MIAMI'S RECORD SINCE JOINING THE ACC IN 2004-05**

Season	Overall	ACC W-L	ACC Finish / Seed	ACC Tourney Record
2004-05	16-13	7-9	t6 / 6	0-1
2005-06	18-16	7-9	t7 / 8	1-1
2006-07	12-20	4-12	12 / 12	1-1
2007-08	23-11	8-8	t5 / 5	1-1
2008-09	19-13	7-9	t7 / 9	0-1
2009-10	20-13	4-12	12 / 12	2-1
2010-11	21-15	6-10	9 / 9	1-1
2011-12	20-13	9-7	t4 / 6	1-1
2012-13	29-7	15-3	1 / 1	3-0
2013-14	15-14	6-10	TBA	TBA

Player	10+ points	20+ points	7+ rebounds	2+ blocks	4+ assists
Adams	17	1	6	-	11
Akpejori	-	-	1	2	-
Brown	24	8	13	-	7
Jekiri	3	-	9	3	1
Kelly	9	-	4	1	-
Kirk	10	1	11	13	-
Lecomte	11	-	-	-	6
Reed	6	-	-	-	2
Swoope	4	-	1	2	1

**SERIES VS. CLEMSON**

Overall	Clemson leads	11-9
Games at Miami		5-3
Games at Clemson		2-5
Games on neutral courts		2-3
Current streak	Miami won	three
Last meeting	March 9, 2013, W,	62-49
Larrañaga at UM vs. Clemson		3-0

**DID YOU KNOW .....**

Miami has only three players 6-foot-9 or taller, and six guys are between 6'5 and 6'7, while seven Canes are 5'11 to 6'2.

Miami men's basketball has graduated 30 of 31 players in the past nine years and in just two seasons under Larrañaga, the team has had all nine seniors earn their degree. All six seniors on the 2013 ACC Championship team earned their degree, including current senior Garrus Adams.

Coach L became the first Miami coach to win 20+ games in his first two seasons at UM and only the fourth of 12 UM coaches to post two 20-win seasons.

Former Cane Rick Barry was named one of the Greatest Players in NBA History.

Miami native and former Cane James Jones won the 2010-2011 NBA All-Star Weekend 3-Point Contest and the NBA Championship in the 2011-2012 season.

Six-time NBA All Star Amar'e Stoudemire enrolled at UM last year and is taking classes to earn his bachelor's degree.

UM is in its 10th season in the ACC.

Coach L led the George Mason Patriots to the Final Four with big wins over some of basketball's elite teams such as Michigan State, UNC, and UConn. He was the first coach to take a mid-major to a Final Four in 27 years when his team advanced in 2006.

In 14 years at George Mason, Larrañaga led the Patriots to five NCAA Tournament appearances (2011, 2008, 2006, 2001, 1999), including the 2006 Final Four.

Miami basketball received APR (academic progress rate) Public Recognition Awards for being among the top 10 percent in APR in their sport. Miami ranks in the top 10 percent NCAA men's basketball with a 990 APR.

The University of Miami Department of Athletics recorded a Graduation Success Rate (GSR) of 92 percent. Miami's department-wide GSR is tied for third among ACC schools and 10th overall among FBS programs. UM has exceeded the NCAA average GSR in each of the last nine years.

According to latest US News & World Report rankings, the University of Miami is the top academic institution in the state of Florida and ranks 49th nationally.

The Hurricanes have made at least one trey in 863 of 869 games since the NCAA adopted the 3-point shot in 1986.

Miami has held 722 of its last 723 opponents to less than 100 points. UNC was the last team to score 100+, defeating UM 105-64 on Jan. 31, 2007.

The Canes have averaged 20+ wins in each of the last eight seasons.

UM has played in the postseason 14 of the past 19 years, six of which were in the NCAA Tournament. The Hurricanes have advanced to the postseason seven times in nine seasons, with five NIT appearances and two NCAA appearances.

## UM COMMUNICATIONS

**Assoc. AD for Communications** Chris Freet  
c.freet@miami.edu  
**MBB Contact** Amy Woodruff  
**Associate Director of Communications**  
**Work/Cell** (305) 284-3241 / (813) 410-1194  
**Email** a.woodruff@miami.edu  
**Website** www.HurricaneSports.com

## 2013-14 UM QUICK FACTS

**Location** Coral Gables, Fla.  
**Stadium** BankUnited Center  
**Press Row** 305-284-2111  
**Capacity** 7,900  
**Enrollment** 15,524  
**Founded** 1925  
**Colors** Orange, Green, White  
**Nickname** Hurricanes  
**Mascot** Sebastian the Ibis  
**Conference** Atlantic Coast  
**President** Dr. Donna E. Shalala  
**Director of Athletics** Blake James  
**Address** 5821 San Amaro Drive  
Coral Gables, Fla. 33146

**2012-13 Overall Record** 29-7  
**Home/Away/Neutral** 14-1/10-3/5-3  
**2012-13 ACC Record** 15-3  
**2012-13 ACC Finish** 1  
**Returning / Lost** 7/6  
**Newcomers** 9

**Head Coach** Jim Larrañaga  
**Alma Mater** Providence, 1971  
**Record at UM** 64-34 / 3rd season  
**Overall Record** 534-368 / 30th season

## STAFF

Eric Konkol Wisconsin-Eau Claire, '00  
Michael Huger Bowling Green, '94  
Chris Caputo Westfield (Mass.) State, '02  
**Director of Operations** Adam Fisher  
**Assoc. Director of Operations** Jaime Vathielil  
**Athletic Trainer** Wes Brown  
**Strength & Conditioning Coach** Steve Felde

## HISTORY

**First Season of Basketball** 1926  
**Overall All-Time Record** 936-703  
**Year UM Joined ACC** 2004-05  
**NCAA Appearances** Seven  
1960, 1998, 1999, 2000, 2002, 2008, 2013  
**Last NCAA Appearance** L, 71-61  
Sweet 16 vs. Marquette, 2013  
**NIT Appearances** 10  
1961, 1963, 1964, 1995, 1997,  
2001, 2005, 2006, 2009, 2011  
**Last NIT Appearance** L, 79-64  
Quarterfinals vs. Alabama, 2011

## COMMUNICATIONS POLICIES

All interview requests for assistant coaches or athletics department staff members must also be approved and cleared by the UM Communications office and/or basketball contact Amy Woodruff. Credential requests are taken via e-mail to Amy Woodruff (A.Woodruff@miami.edu). Any misuse of credentials will result in removal from the BankUnited Center and the permanent voiding of the credential. The UM locker room is closed at all times. For home games, Coach Larrañaga and a handful of Hurricane players will report to the media room for interviews following the opposing team's postgame press conference.

## LED (TIED) THE TEAM IN...

	Points	Rebounds	Assists	Steals	Blocks
Adams	5	5 (1)	8 (8)	4 (12)	
Akpejiori		1		(1)	1 (5)
Brown	11 (1)	5 (3)	5 (8)	2 (7)	(1)
Jekiri		5 (2)	(1)	2 (7)	3 (5)
Kelly	3			(3)	1 (3)
Kirk	5 (1)	8 (2)		1 (1)	12 (3)
Lecomte	1		4 (4)	1 (5)	
Reed	2		1 (2)	2 (2)	(2)
Swoope	1	1	1	1 (3)	2 (2)

## THREE MINUTES OR LESS

In 10 of Miami's losses, the Canes have been within three points of their opponent with three minutes or less remaining in regulation.

Opponent	3:00	2:00	1:00	Outcome
St. Francis	Lead +1	Trail -2	Trail -1	L, 66-62 OT
UCF	-2	-6	-4	L, 63-58
GWU	Tied	+1	+2	L, 71-63 OT
Va. Tech	+4	+4	+3	L, 61-60 OT
at Syracuse	-3	-3	-3	L, 49-44
Florida State	-3	-6	-9	L, 63-53
vs. Syracuse	-3 (2:48)	-6	-6	L, 64-52
Maryland	-6	-8	-3 (0:39)	L, 74-71
Pittsburgh	-1	-2	-2	L, 59-55 OT
NC State	-4	-2	-1	L, 56-55

\* vs. VT on Feb. 15, Miami was down by four with 0:35 to play

## LECOMTE COMPARED TO LARKIN

Freshman Manu Lecomte's conference stats are comparable to Shane Larkin's during his rookie year at the U.

	GP-S	MPG	PPG	FG%	3FG%	FT%	A	S
Lecomte	16-7	28.5	8.4	42.7	40.0	76.2	37	6
Larkin	16-11	24.4	5.3	27.7	25.0	81.8	41	23

## MIAMI TEAM STATS - ACC GAMES ONLY

	All ACC	Home	Away	Wins	Losses
PPG	58.9	57.6	60.1	70.2	52.1
FG%	40.0	38.3	41.9	48.3	35.3
3FG%	33.1	36.0	30.3	41.4	29.4
FT%	65.7	64.3	66.7	72.9	59.6
RPG	33.7	35.4	32.0	33.5	33.8
APG	9.3	9.6	9.0	11.0	8.3
TOPG	9.6	9.0	10.3	9.5	9.7
SPG	4.1	4.4	3.9	4.7	3.8
BPG	3.3	2.6	3.9	3.7	3.0

## STIFLING D BY THE HURRICANES

In 11 conference games, Miami has held opponents considerably below their offensive season scoring averages. Those 11 teams entered the game with the Canes averaging a combined 73.6 ppg, but have been held to an average of 56.1 ppg.

Team	PPG	vs. UM	Difference
Syracuse	76.2	49	27.2
North Carolina	79.1	57	22.1
Florida State	74.3	63	11.3
Georgia Tech	70.7	42	28.7
Duke	82.6	67	15.6
Syracuse	72.0	64	8
Pittsburgh	74.4	59	15.4
NC State	71.9	56	15.9
Virginia Tech	66.3	54	12.3
Notre Dame	73.6	64	9.6
Boston College	69.5	42	27.5

## FIRSTS UNDER JIM LARRAÑAGA

First game: Nov. 11, 2011 vs. Tennessee Tech. W, 69-58.  
First starting lineup: Malcolm Grant, Durand Scott, Garrius Adams, Erik Swoope, Kenny Kadji.  
First opening tip: Miami - Kenny Kadji.  
First UM FG: 18:38, Durand Scott, 3-pointer.  
First lead: 18:38, 3-0.  
First halftime score: Tennessee Tech 32, Miami 27.  
First win: Nov. 11, 2011. Miami 69, Tennessee Tech 58.  
Attendance at first game: 3,600.  
First loss: Nov. 25, 2011 at Ole Miss, 64-61 (OT).  
First road win: Dec. 22, 2011 at Charlotte, 76-61.  
First ACC game: Jan. 7, 2012 at Virginia, L, 52-51.  
First ACC win: Jan. 18, 2012 vs. Clemson, 76-73.  
First ACC regular season title: 2012-13

## JIM LARRAÑAGA = PROGRAM CHANGER

### In Coach L's Two Seasons at Miami ...

- ACC Regular Season and Tournament Championships
- .710 winning percentage
- Two 20-win seasons
- Two postseason appearances with three victories
- 15 ACC wins in 2013
- One All-American

### Seven Seasons before Coach L at UM ...

- .561 winning percentage
- Best conference finish was fifth place
- One NCAA Tournament appearance
- Most ACC wins was eight

### In Coach L's 14 Seasons at George Mason ...

- .626 winning percentage
- 13 straight winning seasons
- A Final Four appearance
- 5 trips to the NCAA tournament
- 9 postseason appearances
- First national ranking
- First appearance in Top 10
- First wins over Top 10 teams
- Winningest coach in league history

### Seven Seasons before Coach L at GMU...

- .340 winning percentage
- 7 straight losing seasons
- 0 postseason appearances
- Worst team in the CAA

## CANES IN THE NCAA TOURNAMENT

Season	Coach	Overall	Conf.	Record
1959-60	Bruce Hale	23-4		0-1
1997-98	Leonard Hamilton	18-10	11-7	0-1
1998-99	Leonard Hamilton	23-7	15-3	1-1
1999-00	Leonard Hamilton	23-11	13-3	2-1
2001-02	Perry Clark	24-8	10-6	0-1
2007-08	Frank Haith	23-11	8-8	1-1
2012-13	Jim Larrañaga	29-7	15-3	2-1

## 20-WIN SEASONS AT MIAMI

Season	Coach	Overall	Conf.	W-L	Postseason
1946-47	Hart Morris	20-7			
1959-60	Bruce Hale	23-4			NCAA
1960-61	Bruce Hale	20-7			NIT
1962-63	Bruce Hale	23-5			NIT
1963-64	Bruce Hale	20-7			NIT
1964-65	Bruce Hale	22-4			
1998-99	Leonard Hamilton	23-7	BIG EAST	15-3	NCAA
1999-00	Leonard Hamilton	23-11	BIG EAST	13-3	NCAA
2001-02	Perry Clark	24-8	BIG EAST	10-6	NCAA
2007-08	Frank Haith	23-11	ACC	8-8	NCAA
2009-10	Frank Haith	20-13	ACC	4-12	
2010-11	Frank Haith	21-15	ACC	6-10	NIT
2011-12	Jim Larrañaga	20-13	ACC	9-7	NIT
2012-13	Jim Larrañaga	29-7	ACC	15-3	NCAA

**RECORD WATCHING RION BROWN**

Rion Brown is currently No. 9 on Miami's all-time list of 3-point shots made in a career. His 168 trail No. 8 Kevin Presto (170) and No. 7 Guillermo Diaz (174). Jack McClinton holds the record with 286 made from distance.

Brown has played 132 career games, which is tied for the most in UM history. Durand Scott also played in 132 games.

**FORMER MAN-TO-MAN TEAM GETS IN THE ZONE**

After playing man-to-man defense 95 percent of the time in his first 40 years of coaching, Jim Larrañaga's team is now playing a mixture of defenses including: 1-2-2, 2-3, 1-3-1, box-and-one, triangle-and-two, and man-to-man.

**STATS BREAKDOWNS**

**In Miami's 15 wins:**

- Six players average 6.9 ppg or better.
- Miami scores 69.2 ppg, shooting 47.6% FG.
- The Canes average 34.9 rpg, 12.5 apg and 5.5 spg.
- Rion Brown shoots 46.2% FG and grabs 6.9 rpg.
- Donnavan Kirk averages 9.7 ppg and Manu Lecomte 9.7 ppg.

**In Miami's 14 losses:**

- Two players average 6.3 ppg or more.
- Miami scores 53.8 ppg, shooting 35.1% FG.
- The Canes average 34.9 rpg, 8.3 apg and 4.4 spg.
- Rion Brown shoots 38.8% FG and grabs 5.4 rpg.
- Donnavan Kirk averages 6.2 ppg and Manu Lecomte 6.1 ppg.

**In ACC home games:**

- Miami shoots 38.3% FG and 36.0% 3FG.
- UM makes 10.4 FT per game.
- The Canes hold opponents to 38.8% 3FG.

**In ACC road games:**

- Miami shoots 41.9% FG and 30.3% 3FG.
- UM makes 15.5 FT per game.
- The Canes hold opponents to 41.3% 3FG.

**COACH L VS. THE ACC**

vs. Boston College 6-0	vs. NC State 3-3
vs. Clemson 3-0	vs. Notre Dame 1-0
vs. Duke 2-2	vs. Pittsburgh 0-1
vs. Florida State 4-3	vs. Syracuse 0-2
vs. Georgia Tech 4-1	vs. Virginia 1-2
vs. Maryland 2-2	vs. Virginia Tech 3-2
vs. North Carolina 4-2	vs. Wake Forest 1-1

**CANES PLAYING OUT OF POSITION**

With only one true point guard in freshman Manu Lecomte, the Canes have taken on new roles throughout the season. Garrius Adams is best suited as a three guard, but is manning the point. Rion Brown, also a three, is playing the two-guard position and Erik Swoope is an undersized four man playing the three. In the paint, Raphael Akpejori

**MIAMI'S LARGEST IN 2013-14**

<b>Lead</b>	33, vs. Loyola, 12/30
<b>Deficit</b>	27, at Virginia, 2/26
<b>Margin of Victory</b>	27, vs. Boston College, 2/22
<b>Margin of Defeat</b>	25, at Virginia, 2/26
<b>Halftime Lead</b>	23, vs. Loyola, 12/30
<b>Halftime Deficit</b>	12, vs. Duke, 1/22
<b>Deficit in Win</b>	12, vs. Texas Southern, 11/14
<b>Halftime Deficit in Win</b>	6, vs. Arizona State, 12/1
<b>Lead in Loss</b>	13, vs. Virginia Tech, 12/8
<b>Halftime Lead in Loss</b>	8, vs. Virginia Tech, 12/8

and Donnavan Kirk are both fours, but split time at the four and the five. Coming off the bench, Davon Reed, a three, handles the point, as well as the two and three spots.

**MIAMI'S TOP NINE, A YEAR AGO**

A season ago, only four of Miami's top nine guys were available to play, while another was out with injury. Four of Miami's current top nine players were scattered across the world. Garrius Adams - Sitting out while rehabbing a knee injury. Raphael Akpejori - 0.6 ppg, 4.5 mpg. Rion Brown - Miami's seventh man, averaged 6.3 ppg in 20.3 mpg in ACC. Tonye Jekiri - At UM, averaging 1.7 ppg in 6.9 ACC minutes. James Kelly - Owens Community College. Donnavan Kirk - At DePaul, in the BIG EAST Conference. Manu Lecomte - An amateur in a professional league in Belgium. Davon Reed - Princeton Day School (N.J.) Erik Swoope - 1.6 ppg in 6.0 mpg.

**CANES TO TAKE SUMMER TOUR IN SPAIN**

Miami will embark on a nine-night, 10-day summer basketball tour of Spain from August 12-22. Beginning the trip in Madrid, Miami will engage in an educational excursion that will also include four games, sightseeing and community service opportunities. The team's four games will be played against professional club teams in Madrid, Valencia and Barcelona.

**CARDIAC CANES**

Miami leads all ACC schools having played 12 games decided by five points-or-less or in overtime. Miami has played five overtime games and seven others that were decided in the final minutes. Miami is 1-4 in overtime this season and 3-4 in close games that ended in regulation.

**ACC TELECONFERENCE**

Coach L will speak on the ACC teleconference every week at 11:20 a.m. There will be an instant replay of each teleconference on the Conference's internet site, theACC.com each Monday afternoon.

**COACHING COORDINATORS FOR MIAMI**

Miami's assistant coaching staff is set up in a coordinator system, with Eric Konkol as the offensive coordinator, Michael Huger manning the defense and Chris Caputo handling the scout for every opponent.

**SEASONS OF CHANGE**

Miami will face back-to-back seasons with roster turnover after losing six players from the 2012-13 ACC Championship season, then six more seniors (5 scholarship) after this 2013-14 campaign.

**STARTERS BY GAME**

SFB	Lecomte	Adams	Brown	Kirk	Jekiri
GSU	Lecomte	Adams	Brown	Kirk	Jekiri
TSU	Lecomte	Adams	Brown	Kirk	Jekiri
CofC	Lecomte	Adams	Brown	Kirk	Kelly
UCF	Lecomte	Adams	Brown	Kirk	Kelly
GWU	Lecomte	Adams	Brown	Kirk	Jekiri
CSF	Reed	Adams	Brown	Kirk	Kelly
ASU	Reed	Adams	Brown	Kirk	Kelly
NEB	Reed	Adams	Brown	Kirk	Kelly
VT	Reed	Adams	Brown	Kirk	Kelly
SSU	Reed	Adams	Brown	Kirk	Kelly
LaSalle	Reed	Adams	Brown	Kirk	Kelly
Loyola	Reed	Adams	Brown	Kirk	Kelly
Syracuse	Reed	Adams	Brown	Kirk	Kelly
UNC	Reed	Adams	Brown	Kirk	Kelly
FSU	Lecomte	Adams	Brown	Kirk	Jekiri
GT	Lecomte	Adams	Brown	Kirk	Jekiri
Duke	Lecomte	Adams	Brown	Kirk	Jekiri
Syracuse	Lecomte	Adams	Brown	Kirk	Jekiri
Maryland	Lecomte	Adams	Brown	Kirk	Jekiri
Norfolk	Lecomte	Adams	Brown	Kirk	Jekiri
Pittsburgh	Lecomte	Adams	Reed	Kirk	Jekiri
NC State	Lecomte	Adams	Brown	Kirk	Jekiri
FSU	Swoope	Adams	Brown	Kirk	Akpejori
VT	Swoope	Adams	Brown	Kirk	Akpejori
ND	Swoope	Adams	Brown	Kirk	Akpejori
BC	Swoope	Adams	Brown	Kirk	Akpejori
Virginia	Swoope	Adams	Brown	Kirk	Akpejori
NC State	Swoope	Adams	Brown	Jekiri	Akpejori

**RECORD BY STARTING LINEUP**

Lecomte, Adams, Brown, Kirk, Jekiri	4-7
Lecomte, Adams, Brown, Kirk, Kelly	1-1
Reed, Adams, Brown, Kirk, Kelly	6-3
Lecomte, Adams, Reed, Kirk, Jekiri	0-1
Adams, Brown, Swoope, Kirk, Akpejori	3-2
Adams, Brown, Swoope, Akpejori, Jekiri	1-0

**PRO CANES**

James Jones	Miami Heat
Shane Larkin	Dallas Mavericks
John Salmons	Toronto Raptors

Will Frisby	Fort Wayne Mad Ants (D-League)
Robert Hite	Canton Charge (D-League)
Lance Hurdle	Springfield Armor (D-League)
Reggie Johnson	Delaware 87ers (D-League)
DeQuan Jones	Reno Bighorns (D-League)
Trey McKinney Jones	FortWayne Mad Ants (D-League)
Kenny Kadji	Rio Grande Valley Vipers (D-League)

Brian Asbury	Hapoel Holon (Israel)
Julian Gamble	St Vallier Basket Drome (France)
Malcolm Grant	LF Basket Norrbotten (Sweden)
Leroy Hurd	Al Ahli (Dubai)
Anthony King	Artland Dragons (Germany)
Darius Rice	Hitachi Sunrockers (Japan)
Durand Scott	Obradoiro (Spain)
Adrian Thomas	Shimane Susanoo Magic (Japan)

**2013-14 SIGNING CLASS**

A consensus Top 60 player, **Ja'Quan Newton** of Neumann-Goretti High in Philadelphia, is a 6-2, 180-pound guard listed as the No. 55 player in ESPN's Top 100 list. **James Palmer**, a senior at St. John's College High, is a 6-foot-4, 180-pound guard from Washington, D.C., who helped his squad to a 20-win season by averaging 12 points, five rebounds and two assists as a junior. **Omar Sherman**, out of Duncanville, Texas, is a 6-foot-8, 220-pound forward who is a four-star prospect, according to ESPN and Scout.com. **Ivan Cruz Uceda** is a 6-foot-10, 240-pound forward originally from Madrid, Spain, ranked No. 55 overall by ESPN. Cruz Uceda will be available to play a pair of seasons for Miami following his two years at Harcum College in Pennsylvania.

The four newcomers will join an already talented 2014-15 class, which includes redshirt-freshman Deandre Burnett, who is out this season with an injury, and transfers Sheldon McClellan and Angel Rodriguez, who are currently sitting out due to NCAA transfer rules.

**LARRAÑAGA ADDED TO UM FACULTY**

Coach Jim Larrañaga has been appointed as Adjunct Assistant Professor of Kinesiology and Sport Sciences at the University of Miami. Due to his head coaching responsibilities, Larrañaga will be a guest lecturer at several different classes in the School of Education and Human Development throughout the semester.

**LARRAÑAGA DELIVERS UM COMMENCEMENT SPEECH**

Coach L delivered an inspirational 10-minute Commencement speech in May to the College of Arts and Sciences and the Rosenstiel School of Marine and Atmospheric Science graduates.

**LARRAÑAGA CONTRACT EXTENDED THROUGH 2022**

The University of Miami extended Coach Jim Larrañaga's contract through May 31, 2022, Director of Athletics Blake James announced in September. Larrañaga first signed a five-year contract in April 2011, then was granted a three-year extension in 2012. Larrañaga signed the nine-year contract following the Canes' historical run in 2013, which culminated with the Bronx, N.Y., native earning AP, Naismith and USBWA Henry Iba National Coach of the Year honors. He was also the ACC Coach of the Year as well as NABC, Basketball Times and USBWA District Coach of the Year.

**CURRENT CANES VS. CLEMSON**

Garrus Adams			Total			3-Point			F-Throw			Rebounds													
Year	GP	GS	Min	Avg	FG	FGA	Pct	FG	FGA	Pct	FT	FTA	Pct	Off	Def	Tot	Avg	PF	FO	Ast	TO	Blk	Stl	Pts	Avg
2009-10	1	1	20		1	5	.200	1	5	.200	2	2	1.000	0	0	0	0.0	1	0	2	0	0	0	5	
1/8/11	1		34		5	9	.556	4	6	.667	0	0	.000	2	3	5	5.0	1	0	3	0	0	1	14	
2/20/11	1	1	33		1	4	.250	0	2	.000	2	2	1.000	1	4	5	5.0	4	0	3	4	0	0	4	
TOTAL	3	2	87	29.0	7	18	.389	5	13	.385	4	4	1.000	3	7	10	3.3	6	0	8	4	0	1	23	7.7
Raphael Akpejori			Min	Avg	FG	FGA	Pct	FG	FGA	Pct	FT	FTA	Pct	Off	Def	Tot	Avg	PF	FO	Ast	TO	Blk	Stl	Pts	Avg
2010-11	1		1		0	0	.000	0	0	.000	0	0	.000	0	0	0	0.0	0	0	0	0	0	0	0	0
03-09-13	1		0		0	0	.000	0	0	.000	0	0	.000	0	0	0	0.0	0	0	0	0	0	0	0	0
TOTAL	2	0	1	0.5	0	0	.000	0	0	.000	0	0	.000	0	0	0	0.0	0	0	0	0	0	0	0	0.0
Rion Brown			Min	Avg	FG	FGA	Pct	3FG	3FGA	3Pct	FT	FTA	Pct	Off	Def	Tot	Avg	PF	FO	Ast	TO	Blk	Stl	Pts	Avg
1/8/11	1		16		0	1	.000	0	1	.000	1	2	.500	0	0	0	0.0	1	0	0	0	0	0	1	
2/20/11	1		16		1	1	1.000	0	0	.000	3	3	1.000	0	2	2	1.0	2	0	0	0	0	1	5	
2011-12	1		24		2	5	.400	1	3	.333	0	0	.000	1	1	2	2.0	1	0	0	2	0	0	5	
02-17-13	1		20		2	6	.333	0	2	.000	1	1	1.000	1	1	2	2.0	3	0	0	1	0	1	5	
03-09-13	1		21		1	3	.333	1	3	.333	0	0	.000	0	1	1	1.5	1	0	0	2	0	0	3	
TOTAL	5	0	97	19.4	6	16	.375	2	9	.222	5	6	.833	2	5	7	1.4	8	0	0	5	0	2	19	3.8
Tonye Jekiri			Min	Avg	FG	FGA	Pct	3FG	3FGA	3Pct	FT	FTA	Pct	Off	Def	Tot	Avg	PF	FO	Ast	TO	Blk	Stl	Pts	Avg
02-17-13	1		2		0	0	.000	0	0	.000	0	0	.000	0	0	0	0.0	1	0	0	0	0	0	0	
03-09-13	1		6		1	1	1.000	0	0	.000	0	0	.000	1	2	3	1.5	2	0	0	0	0	0	2	
TOTAL	2	0	8	4.0	1	1	1.000	0	0	.000	0	0	.000	1	2	3	1.5	3	0	0	0	0	0	2	1.0
Erik Swoope			Min	Avg	FG	FGA	Pct	3FG	3FGA	3Pct	FT	FTA	Pct	Off	Def	Tot	Avg	PF	FO	Ast	TO	Blk	Stl	Pts	Avg
2010-11	1	1	16		0	1	.000	0	0	.000	0	1	.000	0	2	2	2.0	5	1	1	0	0	0	0	
02-17-13	1		9		1	2	.500	0	0	.000	0	0	.000	2	1	3	3.0	0	0	0	0	0	0	2	
03-09-13	1		0		0	1	.000	0	0	.000	0	0	.000	0	0	0	1.5	0	0	0	0	0	0	0	
TOTAL	3	1	25	8.3	1	4	.250	0	0	.000	0	1	.000	2	3	5	1.7	5	1	1	0	0	0	2	0.7

NON-CONFERENCE GAMES (9-4)

#	Player	gp-gs	min	avg	Total		3-Point		F-Throw		Rebounds				pf	dq	a	to	blk	stl	pts	avg	
					fg-fga	fg%	3fg-fga	3fg%	ft-fta	ft%	off	def	tot	avg									
15	Rion Brown	13-13	451	34.7	63-150	.420	20-68	.294	40-50	.800	24	63	87	6.7	22	0	40	24	1	15	186	14.3	
25	Garrius Adams	13-13	436	33.5	41-115	.357	11-47	.234	44-56	.786	11	58	69	5.3	25	1	34	29	2	22	137	10.5	
22	Donnavan Kirk	13-13	398	30.6	52-110	.473	3-14	.214	22-35	.629	40	51	91	7.0	28	0	3	18	29	7	129	9.9	
35	James Kelly	12-8	292	24.3	45-79	.570	9-19	.474	9-15	.600	15	47	62	5.2	23	0	10	10	9	7	108	9.0	
05	Davon Reed	13-6	353	27.2	35-98	.357	21-55	.382	17-28	.607	6	21	27	2.1	24	0	30	23	2	10	108	8.3	
20	Manu Lecomte	13-7	350	26.9	32-75	.427	11-24	.458	22-27	.815	8	21	29	2.2	27	0	30	16	1	10	97	7.5	
23	Tonye Jekiri	13-5	234	18.0	25-52	.481	0-0	.000	5-8	.625	14	35	49	3.8	32	2	7	13	9	6	55	4.2	
21	Erik Swoope	11-0	121	11.0	8-19	.421	1-3	.333	8-13	.615	4	14	18	1.6	11	0	1	3	5	2	25	2.3	
04	Raphael Akpejori	6-0	32	5.3	1-2	.500	0-0	.000	2-2	1.000	0	5	5	0.8	9	0	0	1	2	0	4	0.7	
12	Justin Heller	2-0	3	1.5	0-0	.000	0-0	.000	0-0	.000	0	1	1	0.5	0	0	0	1	0	0	0	0.0	
03	Steve Sorenson	2-0	2	1.0	0-0	.000	0-0	.000	0-0	.000	0	0	0	0.0	0	0	0	0	0	0	0	0.0	
11	Mike Fernandez	2-0	3	1.5	0-0	.000	0-0	.000	0-0	.000	0	0	0	0.0	0	0	0	3	0	0	0	0.0	
Team											22	13	35										
Total.....		13	2675		302-700	.431	76-230	.330	169-234	.722	144	329	473	36.4	201	3	155	141	60	79	849	65.3	
Opponents.....		13	2675		280-698	.401	86-250	.344	126-199	.633	131	288	419	32.2	218	1	142	146	30	72	772	59.4	

LAST FIVE GAMES (3-2)

#	Player	gp-gs	min	avg	Total		3-Point		F-Throw		Rebounds				pf	dq	a	to	blk	stl	pts	avg	
					fg-fga	fg%	3fg-fga	3fg%	ft-fta	ft%	off	def	tot	avg									
15	Rion Brown	5-5	180	36.0	30-68	.441	11-34	.324	16-24	.667	8	26	34	6.8	10	0	11	7	1	2	87	17.4	
25	Garrius Adams	5-5	154	30.8	16-43	.372	4-15	.267	19-26	.731	4	22	26	5.2	8	0	17	6	0	6	55	11.0	
21	Erik Swoope	5-5	148	29.6	17-30	.567	0-0	.000	19-25	.760	8	16	24	4.8	12	0	5	2	2	3	53	10.6	
35	James Kelly	1-0	21	21.0	3-8	.375	3-5	.600	0-0	.000	1	4	5	5.0	3	0	1	0	0	1	9	9.0	
20	Manu Lecomte	5-0	136	27.2	13-28	.464	6-12	.500	5-6	.833	4	7	11	2.2	8	0	8	10	0	1	37	7.4	
23	Tonye Jekiri	5-1	100	20.0	9-20	.450	0-0	.000	7-13	.538	16	19	35	7.0	12	1	3	3	3	6	25	5.0	
05	Davon Reed	5-0	72	14.4	8-30	.267	4-16	.250	4-6	.667	1	5	6	1.2	12	0	0	3	0	2	24	4.8	
22	Donnavan Kirk	5-4	88	17.6	6-19	.316	0-4	.000	2-4	.500	7	4	11	2.2	6	0	0	3	0	0	14	2.8	
12	Justin Heller	2-0	2	1.0	1-2	.500	0-1	.000	0-0	.000	0	0	0	0.0	0	0	0	0	0	0	2	1.0	
04	Raphael Akpejori	5-5	98	19.6	0-5	.000	0-0	.000	4-6	.667	3	11	14	2.8	11	0	2	2	4	0	4	0.8	
11	Mike Fernandez	1-0	1	1.0	0-0	.000	0-0	.000	0-0	.000	0	0	0	0.0	0	0	0	0	0	0	0	0.0	
Team											7	3	10										
Total.....		5	1000		103-253	.407	28-87	.322	76-110	.691	59	117	176	35.2	82	1	47	37	10	21	310	62.0	
Opponents.....		5	1000		99-245	.404	38-95	.400	57-85	.671	45	110	155	31.0	86	1	62	43	17	17	293	58.6	

LAST 10 GAMES (5-5)

#	Player	gp-gs	min	avg	Total		3-Point		F-Throw		Rebounds				pf	dq	a	to	blk	stl	pts	avg	
					fg-fga	fg%	3fg-fga	3fg%	ft-fta	ft%	off	def	tot	avg									
15	Rion Brown	10-9	361	36.1	55-128	.430	26-76	.342	46-60	.767	13	47	60	6.0	18	0	20	16	2	7	182	18.2	
25	Garrius Adams	10-10	325	32.5	33-89	.371	8-30	.267	37-55	.673	10	45	55	5.5	20	0	30	20	1	10	111	11.1	
20	Manu Lecomte	10-4	277	27.7	32-65	.492	13-26	.500	19-26	.731	12	11	23	2.3	20	0	18	21	0	3	96	9.6	
21	Erik Swoope	10-6	257	25.7	23-40	.575	0-1	.000	23-34	.676	14	23	37	3.7	23	0	9	2	8	6	69	6.9	
22	Donnavan Kirk	10-9	226	22.6	17-52	.327	3-14	.214	13-20	.650	13	20	33	3.3	14	0	1	7	7	4	50	5.0	
05	Davon Reed	10-1	162	16.2	15-57	.263	8-28	.286	10-15	.667	3	14	17	1.7	22	0	6	10	1	4	48	4.8	
23	Tonye Jekiri	10-5	222	22.2	17-37	.459	0-0	.000	13-22	.591	26	31	57	5.7	24	1	4	9	7	9	47	4.7	
35	James Kelly	4-0	31	7.8	5-12	.417	4-7	.571	0-0	.000	2	6	8	2.0	3	0	1	1	0	1	14	3.5	
04	Raphael Akpejori	9-6	161	17.9	3-9	.333	0-0	.000	7-13	.538	10	16	26	2.9	21	1	2	4	7	0	13	1.4	
12	Justin Heller	2-0	2	1.0	1-2	.500	0-1	.000	0-0	.000	0	0	0	0.0	0	0	0	0	0	0	2	1.0	
11	Mike Fernandez	1-0	1	1.0	0-0	.000	0-0	.000	0-0	.000	0	0	0	0.0	0	0	0	0	0	0	0	0.0	
Team											20	15	35										
Total.....		10	2025		201-491	.409	62-183	.339	168-245	.686	123	228	351	35.1	165	2	91	94	33	44	632	63.2	
Opponents.....		10	2025		208-506	.411	70-188	.372	118-170	.694	99	211	310	31.0	181	2	114	93	24	43	604	60.4	

**MIAMI'S RECORD WHEN...**

RECORD	ALL		COACH L	
	ACC	AT UM	ACC	ACC
All games	15-14	6-10	64-34	30-20
Home	7-8	2-6	35-13	16-9
Away	7-5	4-4	22-16	14-11
Neutral	1-1		7-5	n/a
November	4-3		12-6	n/a
December	4-2	0-1	12-6	0-1
January	2-5	2-5	14-8	12-8
February	4-4	3-4	16-9	15-9
March	1-0	1-0	10-5	3-2
Vs. Top 10 opponents	0-2	0-2	2-6	2-5
Vs. Top 25 opponents (includes Top 10)	0-5	0-5	5-14	4-10
Vs. RV opponents	2-1	1-0	7-2	2-0
Vs. teams over .500 on game day	7-12	4-9	39-30	19-18
Vs. teams under .500 on game day	3-1	1-1	16-3	8-2
Vs. teams at .500 on game day	3-1	1-0	8-1	3-0
While UM is in the top 25			16-4	12-3
While UM is RV (only)			7-3	2-1
Leading at halftime	14-2	6-2	52-9	24-6
Trailing at halftime	1-12	0-8	10-25	4-14
Tied at halftime			4-0	2-0
Single overtime	1-4	0-2	2-6	1-2
Double overtime			2-0	1-0
In overtime games	1-4	0-2	4-6	2-2
Leading with 2:00 left in regulation	13-2	6-1	58-4	28-1
Trailing with 2:00 left in regulation	1-12	0-9	5-28	2-18
Tied with 2:00 left in regulation	1-0		1-1	0-1
UM shoots 50% or better from field	5-1	1-1	19-1	7-1
UM shoots 40-49% from field	9-1	5-1	39-8	21-6
UM shoots under 40% from field	1-12	0-8	6-25	2-13
Opp. shoots 50% or better from field	1-1	1-1	3-9	2-5
Opp. shoots 40-49% from field	5-6	2-4	26-14	12-8
Opp. shoots under 40% from field	9-7	3-5	35-11	16-7
UM shoots 70% or better from the line	6-5	3-2	32-15	13-10
UM shoots less than 70% from the line	9-9	3-8	32-19	17-9
UM has more 3-point FGs	5-6	1-5	26-13	16-11
UM has fewer 3-point FGs	8-7	3-5	25-13	11-8
3-point FGs are even	2-1	2-0	4-1	3-1
Four or more Canes in double figures	8-0	3-0	33-6	14-5
Three Canes score in double figures	5-6	3-3	23-16	12-6
Two or less Canes score in double figures	2-8	0-7	8-12	4-9
UM outrebounds opponent	12-6	4-5	42-14	18-10
Opp. outrebounds UM	3-8	2-5	20-20	11-10
Tied in rebounds			2-0	1-0
UM records 10 or more steals	1-0		9-3	3-1
UM records 15 or more assists	4-0	1-0	17-0	9-0
UM commits less than 15 turnovers	14-13	6-9	56-28	27-16
UM commits 15 or more turnovers	1-1	0-1	8-6	3-4
UM commits less turnovers than opp.	8-5	3-3	38-13	16-5
UM commits more turnovers than opp.	7-7	3-5	22-14	12-10
Tied in turnovers	0-2	0-2	4-7	2-5
UM scores 59 points or less	2-10	1-8	6-17	4-11
UM scores between 60-69 points	5-3	2-1	17-11	8-4
UM scores between 70-79 points	5-1	2-1	29-6	14-5
UM scores between 80-89 points	3-0	1-0	8-0	2-0
UM scores between 90-99 points			4-0	2-0
UM scores 100 or more points			0-0	0-0
Playing during the afternoon	7-5	3-4	23-10	11-7
Playing in the evening (5 p.m. or later)	8-9	3-6	40-23	19-13
Games decided by three points or less	2-3	0-3	7-8	4-6
Games decided by four to 10 points	4-7	3-4	19-13	10-9
Games decided by 11-20 points	7-2	2-1	26-11	9-3
Games decided by more than 20 points	2-2	1-2	12-2	7-2

**UM SINCE THE ARRIVAL OF JIM LARRAÑAGA IN 2011**

- 2013 ACC Regular Season Champions
- 2013 ACC Tournament Champions
- Ranked No. 2/2 - Miami's program high - Feb. 18, 2013
- No. 1 seed at 2013 ACC Tournament
- No. 2 seed in 2013 NCAA Tournament
- Won school record 29 games in 2013
- Won 15 ACC games in 2013
- 14-game win streak (tied 1946-47 & 2001-02) from Jan. 2 - Feb. 19, 2013
- 13-0 start in 2013 conference play, topping school-best nine ACC victories, which was set in 2011-12
- Sophomore Shane Larkin selected No. 18 in the 2013 NBA Draft by Atlanta Hawks, then traded to Dallas Mavericks
- All six seniors earned academic degree from UM: Garrius Adams, Julian Gamble, Reggie Johnson, Kenny Kadji, Trey McKinney Jones, Durand Scott
- Defeated No. 1 Duke, 90-63, on Jan. 23, 2013 in Coral Gables
- Defeated Duke twice within 12 months, at both Cameron Indoor Stadium and the BankUnited Center
- First team to beat Duke and UNC by 20+ points in the same season since Maryland in '74-'75 season
- First team to beat Duke and UNC by 25+ points since the start of ACC play in 1953
- Defeated three teams in The Triangle in the same season: UNC, Duke & NC State
- In 2012-13 defeated three teams in the Top 20 for the first time since joining the ACC - the last time was in 1999-00
- Students camped out for the game vs. Duke more than four hours before tipoff, then did it again for the game vs. Florida State
- Five home sellouts of 7,972 fans vs. Duke, Florida State, North Carolina, Virginia and Clemson
- Set a record for the most games with 1,200 or more students (7)
- Set record student average attendance at 808. The past average attendance was 641 per game
- Set the record for cumulative season student attendance at 12,008. The previous record was 10,269

**AWARDS**

- 2013 AP Coach of the Year - Jim Larrañaga
- 2013 Naismith Coach of the Year - Jim Larrañaga
- 2013 ACC Coach of the Year - Jim Larrañaga
- 2013 Henry Iba National Coach of the Year - Jim Larrañaga
- 2013 Adolph Rupp Cup Coach of the Year - Jim Larrañaga
- 2013 ACC Player of the Year (Coaches) - Shane Larkin
- 2013 ACC Defensive Player of the Year - Durand Scott
- Five All-ACC selections: Shane Larkin 1st team, Kenny Kadji 2nd team & 3rd team, Scott H.M. (twice)
- Three ACC Defensive Team players: Shane Larkin, Durand Scott, Julian Gamble
- 2012 ACC All-Rookie Team - Shane Larkin
- 2013 ACC All-Academic Team - Raphael Akpejori
- 2013 ACC Tournament MVP - Shane Larkin
- Four ACC All-Tournament team nods: Shane Larkin (1st), Durand Scott (1st), Julian Gamble (2nd), Trey McKinney Jones (2nd)
- Four ACC Player of the Week awards: Reggie Johnson (2012), Durand Scott (2012 & 2013) and Shane Larkin (2013)
- One ACC Rookie of the Week: Shane Larkin (2012)

**CURRENT PLAYER AWARDS IN 2012-13**

- Raphael Akpejori**
- All-ACC Academic Team
  - NABC Honors Court
  - ACC Academic Honor Roll
- Justin Heller**
- ACC Academic Honor Roll

**COACH LARRAÑAGA'S MILESTONE VICTORIES**

Victory	Date	Opponent	Score	School
50	02/10/88	Miami (Ohio)	65-59	Bowling Green
100	02/23/91	Kent State	84-57	Bowling Green
150	12/22/94	at Ohio State	59-50	Bowling Green
200	12/27/97	Northeastern	66-60	George Mason
250	12/20/00	Coastal Carolina	81-65	George Mason
300	12/02/03	East Carolina	76-65	George Mason
350	01/26/06	William & Mary	81-58	George Mason
400	02/27/08	William & Mary	68-59	George Mason
450	12/08/10	Loyola (Md.)	66-52	George Mason
500	01/05/12	at Georgia Tech	62-49	Miami



MIAMI HIGHS		OPPONENT HIGHS		MIAMI LOWS		OPPONENT LOWS	
Points	85 - at NC State, 3/1	Points	80 - Georgia Southern, 11/11	Points	40 - at Virginia, 2/26	Points	42 (2x) - last vs. Boston College, 2/22
Points/Half	48 (2nd) - at NC State, 3/1	Points/Half	39 (2nd) - Florida State, 1/15	Points/Half	13 - Nebraska, 12/4	Points/Half	17 (2x) last - Georgia Tech, 1/18
Field Goals Made	35 - Texas Southern, 11/14	Field Goals Made	29 - George Washington, 11/28	Field Goals Made	12 - at Virginia, 2/26	Field Goals Made	13 - Georgia Tech, 1/18
Field Goal Att.	69 - 2x last vs. Virginia Tech, 12/8	Field Goal Att.	69 - vs. Virginia Tech, 12/8	Field Goal Att.	40 - at Syracuse, 1/4	Field Goal Att.	42 - Co. of Charleston, 11/18
Field Goal Pct.	.587 - at NC State, 3/1	Field Goal Pct.	.560 - at Maryland, 1/29	Field Goal Pct.	.259 - at Virginia Tech, 2/15	Field Goal Pct.	.295 - Georgia Tech, 1/18
3-Point FG Made	10 - Texas Southern, 11/14	3-Point FG Made	13 - Notre Dame, 2/19	3-Point FG Made	0 (2x) - last at Virginia, 2/26	3-Point FG Made	3 - at Syracuse, 1/4
3-Point FG Att.	34 - at Virginia Tech, 2/15	3-Point FG Att.	34 - vs. Virginia Tech, 12/8	3-Point FG Att.	10 (2x) - last at NC State, 3/1	3-Point FG Att.	11 - vs. Syracuse, 1/25
Free Throws Made	25 - Georgia Southern, 11/11	Free Throws Made	19 - vs. Pittsburgh, 2/5	Free Throws Made	2 - Florida State, 1/15	Free Throws Made	5 - George Washington, 11/28
Free Throw Att.	33 - at Florida State, 2/10	Free Throw Att.	27 - vs. Syracuse, 1/25	Free Throw Att.	4 - at Syracuse, 1/4	Free Throw Att.	9 - George Washington, 11/28
Rebounds	50 - vs. Virginia Tech, 12/8	Rebounds	45 - St. Francis Brooklyn, 11/8	Rebounds	24 - vs. Syracuse, 1/25	Rebounds	21 - at Savannah State, 12/19
Assists	21 - Texas Southern, 11/14	Assists	17 - Notre Dame, 2/19	Assists	3 - at Virginia, 2/26	Assists	7 (2x) - last vs. Boston College, 2/22
Steals	12 - Texas Southern, 11/14	Steals	10 - Nebraska, 12/4	Steals	1 (2x) - last vs. Syracuse, 1/25	Steals	0 - last vs. Boston College, 2/22
Blocks	8 (2x) last at Florida State, 2/10	Blocks	7 - Duke, 1/22	Blocks	0 - vs. NC State, 2/8	Blocks	0 (3x) - last vs. NC State, 2/8
Turnovers	16 - at Savannah State, 12/19	Turnovers	17 - St. Francis Brooklyn, 11/8	Turnovers	3 (2x) - last vs. Boston College, 2/22	Turnovers	5 - vs. Syracuse, 1/25
Victory Margin	23 - vs. Loyola, 12/30	Victory Margin	25 - at Virginia, 2/26	Victory Margin	1 - Georgia Southern, 11/11	Victory Margin	1 (2x) last vs. NC State, 2/8

MIAMI INDIVIDUAL HIGHS	
Points	25 (2x) - last Rion Brown at Maryland, 1/29
Field Goals Made	9 - Donnavan Kirk - Florida State, 1/15
Field Goal Attempts	18 - Garrus Adams vs. St. Francis Brooklyn, 11/8
3-Point FG Made	5 - 3x last Rion Brown Florida State, 1/15
3-Point FG Attempts	12 - at Virginia Tech, 2/15
Free Throws Made	12 - Rion Brown at Maryland, 1/29
Free Throw Attempts	13 - Rion Brown at Maryland, 1/29
Rebounds	13 - Tonye Jekiri at NC State, 3/1
Assists	9 - Rion Brown vs. Texas Southern, 11/14
Blocks	4 (5x) - last Erik Swoope vs. Norfolk State, 2/1

OPPONENT INDIVIDUAL HIGHS	
Points	27 (2x) - last T.J. Warren, NC State, 2/8
Field Goals Made	9 - 2x last Jarell Eddie, Virginia Tech, 12/8
Field Goal Attempts	23 - Jarell Eddie, Virginia Tech, 12/8
3-Point FG Made	6 (2x) - last Pat Connaughton, Notre Dame, 2/19
3-Point FG Attempts	14 - Jarell Eddie, Virginia Tech, 12/8
Free Throws Made	9 (2x) - last T.J. Warren, NC State, 2/8
Free Throw Attempts	12 - Lamar Patterson, Pittsburgh, 2/5
Rebounds	15 - 2x, last Jabari Parker, Duke, 1/22
Assists	9 (2x) - last at Virginia Tech, 2/15
Blocks	4 - Jordan Bachynski, Arizona State, 12/1

THE LAST TIME ...

Player Scored 30 Points

Miami Durand Scott (32), vs. NC State, 3/16/13  
Opponent Ryan Kelly (36), at Duke, 3/2/13

Player Scored 35 Points

Miami Jack McClinton (35) vs. North Carolina, 3/15/09  
Opponent Ryan Kelly (36), at Duke, 3/2/13

Player Scored 40 Points

Miami Darius Rice (43) vs. Connecticut, 1/20/03  
Opponent Sean Singletary (41), Virginia, 3/1/08

Two Players Scored 20 Points

Miami Shane Larkin (28), Trey McKinney Jones (20) vs. North Carolina, 3/17/13  
Opponent Omari Grier (27), Raymond Taylor (20) FAU, 12/17/11

Three Players Scored 20 Points

Miami Dwayne Collins (23), Brian Asbury (21), Jack McClinton (20) vs. Virginia Tech, 1/25/09  
Opponent Travis Mays (40), Alvin Heggs (22), Lance Blanks (21), Texas, 2/22/89

Five Players Scored in Double Figures

Miami Rion Brown (20), Garrus Adams (16), Manu Lecomte (15), Erik Swoope (15), Tonye Jekiri (14) at NC State, 3/1/14  
Opponent Jon Scheyer (27), DeMarcus Nelson (19), Kyle Singler (12), Greg Paulus (12), Lance Thomas (10) Duke, 2/20/08

Six Players Scored in Double Figures

Miami James Kelly (17), Donnavan Kirk (15), Rion Brown (13), Manu Lecomte (12), Davon Reed (11), Garrus Adams (10) vs. Texas Southern, 11/14/13

Player Grabbed 15 Rebounds

Miami Reggie Johnson (20) vs. Florida Atlantic, 3/16/11  
Opponent Jabari Parker (15), Duke, 1/22/14

Two Players Grabbed 10 Rebounds

Miami Rion Brown (10), Tonye Jekiri (10), at North Carolina, 1/8/14  
Opponent Marcus Ginyard (12), John Henson (12), North Carolina, 3/2/10

Three Players Grabbed 10 Rebounds

Miami Mark Richardson (11), Eric Brown (10), Joe Wylie (10) vs. FIU, 3/6/89  
Opponent Matt Harpring (12), Dion Glover (10), Michael Maddox (10), Georgia Tech, 12/2/97

Player Had 10 Assists

Miami Durand Scott (10) vs. North Carolina Central, 11/14/09  
Opponent Kendall Marshall (10), North Carolina, 3/11/11

Player Had 10 Blocks

Miami Anthony King (10) vs. Florida Atlantic, 11/29/04  
Opponent Jarvis Varnado (10), Mississippi State, 12/13/07

Player Had a Double-Double

Miami Tonye Jekiri (14 pts, 13 rebs) at NC State, 3/1/14  
Opponent Jabari Parker (17 pts, 15 rebs) Duke, 1/22/14

Player Had a Triple-Double

Miami Anthony King (11 pts, 10 reb, 13 blks) vs. Florida Atlantic, 11/29/04  
Opponent Brendan Haywood (18 pts, 14 reb, 10 blks), North Carolina, 12/4/00

Two Players Had Double-Doubles

Miami Reggie Johnson (22 pts, 11 rebs) & Kenny Kadji (12 pts, 12 rebs), vs. Stetson, 11/9/12  
Opponent Hasheem Thabeet (19 pts, 14 reb), A.J. Price (13 pts, 11 reb), Connecticut, 11/23/08

Team Scored 100 Points

Miami 108 vs. Nova Southeastern, 11/16/09  
Opponent 105, North Carolina, 1/31/07

Team Scored 50 Points in a Half

Miami 51, (2nd half) at Hawaii, 12/22/12  
Opponent 51 (2nd half), UCF, 12/18/10

Team Shot 50 Percent in Both Halves

Miami .500 (12-24) / .682 (15-22) at NC State, 3/1/14  
Opponent .538 (14-26) / .500 (16-32) vs. Georgia Tech, 3/6/13

Team Shot 60 Percent in a Half

Miami .682 (15-22), second half, at NC State, 3/1/14  
Opponent .619 (13-21), second half, Florida State, 1/15/14

Team Shot 70 Percent in a Half

Miami .739 (17-23), first half, at Florida State, 2/13/13

Team Shot 60 Percent in a Game

Miami .638 (30-47), at Florida State, 2/13/13  
Opponent .622 (23-37), Clemson, 12/21/08

Team Shot Less Than 30 Percent in a Game

Miami .261 (12-46), at Virginia, 2/26/14  
Opponent .295 (13-44), Georgia Tech, 1/18/14

Miami 84, Florida Tech 55 Exhibition BankUnited Center 10-30-13

Florida Tech 0-0 Totals 24 69 3 22 4 7 12 21 33 19 55 12 13 5 200

Miami 0-0 Totals 29 63 1126 1526 16 35 51 13 84 14 12 6 7 200

Officials: Jacyn Goble, JB Caldwell, Alan Spainhour

Score by Periods 1st 2nd Total Florida Tech 18 37 55 Miami 40 44 84

Points in the paint-FITM 30,UM 30. Points off turnovers-FITM 12,UM 15.

St. Francis Brooklyn 66, Miami 62 (OT) Game 1 11-08-13 BankUnited Center

St. Francis Brooklyn 1-0 Totals 22 60 7 24 15 23 14 31 45 27 66 11 17 4 6 225

Miami 0-1 Totals 19 61 0 15 24 31 15 28 43 20 62 5 13 3 7 225

Officials: Brian Dorsey, Bernard Clinton, Louie Andrakakos

Score by Periods 1st 2nd OT Total St. Francis Brooklyn 27 29 10 66 University of Miami 26 30 6 62

Points in the paint-SFBKM 26,UM 30. Points off turnovers-SFBKM 15,UM 16.

Miami 81, Ga. Southern 80 (OT) Game 2 11-11-13 BankUnited Center

Georgia Southern 1-1 Totals 27 57 10 26 16 16 10 22 32 24 80 8 11 2 2 225

Miami 1-1 Totals 25 64 6 21 25 29 16 20 36 17 81 12 7 5 8 226

Officials: Ray Natili, Tim Nestor, JB Caldwell

Score by Periods 1st 2nd OT Total Georgia Southern 32 35 13 80 University of Miami 35 32 14 81

Points in the paint-GASO 24,UM 30. Points off turnovers-GASO 12,UM 14.

Miami 84, Texas Southern 69 Game 3 11-14-13 BankUnited Center

Texas Southern 2-1 Totals 23 54 11 22 12 17 9 22 31 11 69 13 16 2 3 200

Miami 2-1 Totals 35 69 10 20 4 6 15 26 41 14 84 21 9 4 12 200

Officials: Karl Hess, Michael Roberts, Ray Perone

Score by Periods 1st 2nd Total Texas Southern 32 37 69 University of Miami 44 40 84

Points in the paint-TSU 22,UM 38. Points off turnovers-TSU 13,UM 26.

Miami 70, College of Charleston 54 Game 4 11-18-13 TD Arena

Miami 3-1 Totals 26 51 7 11 11 12 10 20 30 20 70 13 9 5 4 200

Charleston 1-3 Totals 19 42 5 15 11 22 10 16 26 14 54 9 12 2 5 200

Officials: Roger Ayers, Tim Kelly and Tony Greene

Score by Periods 1st 2nd Total University of Miami 40 30 70 College of Charleston 25 29 54

Points in the paint-UM 30,COFC 24. Points off turnovers-UM 16,COFC 7.

UCF 63, Miami 58 Game 5 11-21-13 BankUnited Center

UCF 3-1 Totals 26 59 4 14 7 17 12 31 43 12 63 14 13 7 2 200

Miami 3-2 Totals 23 59 5 22 7 10 7 29 36 16 58 8 12 4 8 200

Officials: Karl Hess, Roger Ayers, Michael Roberts

Score by Periods 1st 2nd Total UCF 28 35 63 University of Miami 21 37 58

Points in the paint-UCF 36,UM 32. Points off turnovers-UCF 12,UM 10.

RV/- George Washington 71, Miami 63 (OT) Game 6 11-28-13 Titan Gym

Summary table for Game 6 showing player stats for Miami 3-3, including points, rebounds, and assists.

Summary statistics for Game 6, including FG%, 3-Pt. FG%, and F Throw % for both teams.

Summary table for Game 5 showing player stats for George Washington 5-0, including points, rebounds, and assists.

Summary statistics for Game 5, including FG%, 3-Pt. FG%, and F Throw % for both teams.

Officials: Mike Scypfers, Ken Ditty, Michael Irving. Attendance: 1966.

Score by Periods table for Game 6, showing 1st, 2nd, OT, and Total scores.

Points in the paint-UM 22, GW 34. Points off turnovers-UM 7, GW 17. 2nd chance points-UM 15, GW 6. Fast break points-UM 4, GW 4.

Miami 48, Cal State Fullerton 46 Game 7 11-29-13 Titan Gym

Summary table for Game 7 showing player stats for Miami 4-3, including points, rebounds, and assists.

Summary statistics for Game 7, including FG%, 3-Pt. FG%, and F Throw % for both teams.

Summary table for Game 2-5 showing player stats for Cal State Fullerton 2-5, including points, rebounds, and assists.

Summary statistics for Game 7, including FG%, 3-Pt. FG%, and F Throw % for both teams.

Officials: Mike Eggers, Greg Nixon, Tim Kelly. Attendance: 1857.

Score by Periods table for Game 7, showing 1st, 2nd, and Total scores.

Points in the paint-UM 22, CSF 14. Points off turnovers-UM 11, CSF 10. 2nd chance points-UM 7, CSF 4. Fast break points-UM 4, CSF 4.

Miami 60, RV/RV Arizona State 57 Game 8 12-1-13 Honda Center

Summary table for Game 8 showing player stats for Miami 5-3, including points, rebounds, and assists.

Summary statistics for Game 8, including FG%, 3-Pt. FG%, and F Throw % for both teams.

Summary table for Game 7-2 showing player stats for Arizona State 7-2, including points, rebounds, and assists.

Summary statistics for Game 8, including FG%, 3-Pt. FG%, and F Throw % for both teams.

Officials: Chris Rastatter, Michael Irving, Tim Kelly. Attendance: 3370.

Score by Periods table for Game 8, showing 1st, 2nd, and Total scores.

Points in the paint-UM 14, ASU 22. Points off turnovers-UM 11, ASU 7. 2nd chance points-UM 8, ASU 8. Fast break points-UM 2, ASU 0.

Nebraska 60, Miami 49 Game 9 12-4-13 Pinnacle Bank Arena

Summary table for Game 9 showing player stats for Miami 5-4, including points, rebounds, and assists.

Summary statistics for Game 9, including FG%, 3-Pt. FG%, and F Throw % for both teams.

Summary table for Game 6-2 showing player stats for Nebraska 6-2, including points, rebounds, and assists.

Summary statistics for Game 9, including FG%, 3-Pt. FG%, and F Throw % for both teams.

Officials: Gene Sterertoro, Mark Whitehead, Larry Scirotto. Attendance: 15088.

Score by Periods table for Game 9, showing 1st, 2nd, and Total scores.

Points in the paint-UM 12, NEB 18. Points off turnovers-UM 12, NEB 13. 2nd chance points-UM 2, NEB 9. Fast break points-UM 0, NEB 6.

Virginia Tech 61, Miami 60 (OT) Game 10 12-8-13 BankUnited Center

Summary table for Game 10 showing player stats for Virginia Tech 7-3, 1-0, including points, rebounds, and assists.

Summary statistics for Game 10, including FG%, 3-Pt. FG%, and F Throw % for both teams.

Summary table for Game 5-5, 0-1 ACC showing player stats for Miami 5-5, 0-1 ACC, including points, rebounds, and assists.

Summary statistics for Game 10, including FG%, 3-Pt. FG%, and F Throw % for both teams.

Officials: Roger Ayers, Pat Driscoll, James Luckie. Attendance: 6270.

Score by Periods table for Game 10, showing 1st, 2nd, OT, and Total scores.

Points in the paint-VT 12, UM 30. Points off turnovers-VT 13, UM 7. 2nd chance points-VT 8, UM 11. Fast break points-VT 2, UM 9.

Miami 68, Savannah State 51 Game 11 12-19-13 Tiger Arena

Summary table for Game 11 showing player stats for Miami 6-5, including points, rebounds, and assists.

Summary statistics for Game 11, including FG%, 3-Pt. FG%, and F Throw % for both teams.

Summary table for Game 2-10, OT-FG 3-pt showing player stats for Savannah State 2-10, OT-FG 3-pt, including points, rebounds, and assists.

Summary statistics for Game 11, including FG%, 3-Pt. FG%, and F Throw % for both teams.

Officials: Leslie Jones, William Covington, Anthony Franklin. Attendance: 3370.

Score by Periods table for Game 11, showing 1st, 2nd, and Total scores.

Points in the paint-UM 24, SSUM 28. Points off turnovers-UM 15, SSUM 19. 2nd chance points-UM 13, SSUM 6. Fast break points-UM 6, SSUM 0.

Miami 71, La Salle 58 Game 12 BankUnited Center 12-22-13

La Salle 6-6 Player tot-fg 3-pt fg fga fg fga ft a to b s min

TOTAL FG% 1st Half: 9-28 32.1% 2nd Half: 14-32 43.8% Game: 38.3%

Miami 7-5 Player tot-fg 3-pt fg fga fg fga ft a to b s min

TOTAL FG% 1st Half: 15-31 48.4% 2nd Half: 13-28 46.4% Game: 47.5%

Officials: Bryan Kersey, Gary Maxwell, James Luckie Technical fouls: La Salle-None. University of Miami-None.

Score by Periods 1st 2nd Total La Salle 24 34 58 University of Miami 34 37 71

Points in the paint-LAS 26,UM 32. Points off turnovers-LAS 9,UM 11. 2nd chance points-LAS 14,UM 17. Fast break points-LAS 10,UM 5.

Miami 71, Loyola 48 Game 13 BankUnited Center 12-30-13

Loyola 5-6 Player tot-fg 3-pt fg fga fg fga ft a to b s min

TOTAL FG% 1st Half: 8-27 29.6% 2nd Half: 10-26 38.5% Game: 34.0%

Miami 8-5 Player tot-fg 3-pt fg fga fg fga ft a to b s min

TOTAL FG% 1st Half: 15-25 60.0% 2nd Half: 11-23 47.8% Game: 54.2%

Officials: Brian O'Connell, Dwayne Gladden, Bernard Clinton Technical fouls: Loyola-None. University of Miami-None.

Score by Periods 1st 2nd Total Loyola 20 28 48 University of Miami 43 28 71

Points in the paint-LOY 18,UM 30. Points off turnovers-LOY 6,UM 16. 2nd chance points-LOY 11,UM 14. Fast break points-LOY 3,UM 6.

No. 2 Syracuse 49, Miami 44 Game 14 1-4-14 Carrier Dome

Miami (8-6) (0-2) Player tot-fg 3-pt fg fga fg fga ft a to b s min

TOTAL FG% 1st Half: 8-19 42.1% 2nd Half: 9-21 42.9% Game: 42.5%

Syracuse (14-0) (1-0) Player tot-fg 3-pt fg fga fg fga ft a to b s min

TOTAL FG% 1st Half: 10-22 45.5% 2nd Half: 7-25 28.0% Game: 36.2%

Officials: Les Jones, Mike Eades, Jeff Anderson Technical fouls: University of Miami-None. Syracuse-None.

Score by Periods 1st 2nd Total University of Miami 21 23 44 Syracuse 25 24 49

Points in the paint-UM 16,SU 20. Points off turnovers-UM 5,SU 13. 2nd chance points-UM 5,SU 12. Fast break points-UM 0,SU 3.

Miami 63, RV/RV North Carolina 57 Game 15 1-8-14 Dean Smith Center

Miami 9-6, 1-2 ACC Player tot-fg 3-pt fg fga fg fga ft a to b s min

TOTAL FG% 1st Half: 11-29 37.9% 2nd Half: 10-21 47.6% Game: 42.0%

UNC 10-5, 0-2 ACC Player tot-fg 3-pt fg fga fg fga ft a to b s min

TOTAL FG% 1st Half: 8-27 29.6% 2nd Half: 12-38 31.6% Game: 30.8%

Officials: Bryan Kersey, Brian Dorsey, Gary Maxwell Technical fouls: University of Miami-None. North Carolina-James, Joel.

Score by Periods 1st 2nd Total University of Miami 29 34 63 North Carolina 23 34 57

Points in the paint-UM 26,NC 24. Points off turnovers-UM 7,NC 19. 2nd chance points-UM 6,NC 18. Fast break points-UM 8,NC 4.

Florida State 63, Miami 53 Game 16 1-15-14 BankUnited Center

FSU 12-4 (3-1) Player tot-fg 3-pt fg fga fg fga ft a to b s min

TOTAL FG% 1st Half: 8-25 32.0% 2nd Half: 13-21 61.9% Game: 45.7%

Miami 9-7 (1-3 ACC) Player tot-fg 3-pt fg fga fg fga ft a to b s min

TOTAL FG% 1st Half: 12-31 38.7% 2nd Half: 9-28 32.1% Game: 35.6%

Officials: Tim Nestor, Raymond E Jr Styns, Terry Wymer Technical fouls: Florida State-None. University of Miami-None.

Score by Periods 1st 2nd Total Florida State 24 39 63 University of Miami 28 25 53

Points in the paint-FS 24,UM 16. Points off turnovers-FS 7,UM 2. 2nd chance points-FS 10,UM 18. Fast break points-FS 0,UM 0.

Miami 56, Georgia Tech 42 Game 17 1-18-14 McCamish Pavilion

Miami 10-7, 2-3 ACC Player tot-fg 3-pt fg fga fg fga ft a to b s min

TOTAL FG% 1st Half: 11-22 50.0% 2nd Half: 9-21 42.9% Game: 46.5%

Ga. Tech 10-8, 1-4 Player tot-fg 3-pt fg fga fg fga ft a to b s min

TOTAL FG% 1st Half: 5-19 26.3% 2nd Half: 8-25 32.0% Game: 29.5%

Officials: Karl Hess, Tim Kelly, Dwayne Gladden Technical fouls: University of Miami-None. Georgia Tech-None.

Score by Periods 1st 2nd Total University of Miami 27 29 56 Georgia Tech 17 25 42

Points in the paint-UM 28,GT 12. Points off turnovers-UM 9,GT 5. 2nd chance points-UM 7,GT 6. Fast break points-UM 6,GT 5.



Miami 77, Florida State 73 Game 24 Tucker Center

Box score for Game 24: Miami 77, Florida State 73. Includes player stats for Miami 12-12, 3-8 and team totals.

TOTAL FG% 1st Half: 12-25 48.0% 2nd Half: 11-23 47.8% Game: 47.9%

Box score for Game 27: FSU 14-10, 5-7. Includes player stats and team totals.

TOTAL FG% 1st Half: 11-23 47.8% 2nd Half: 17-33 51.5% Game: 50.0%

Score by Periods table for Game 27: University of Miami vs Florida State.

Points in the paint-UM 20, FS 32. Points off turnovers-UM 8, FS 8. 2nd chance points-UM 9, FS 12.

Virginia Tech 52, Miami 45 Game 25 Cassell Coliseum

Box score for Game 25: Virginia Tech 52, Miami 45. Includes player stats and team totals.

TOTAL FG% 1st Half: 5-27 18.5% 2nd Half: 10-31 32.3% Game: 25.9%

Box score for Game 26: VT 9-15, 2-10. Includes player stats and team totals.

TOTAL FG% 1st Half: 8-22 36.4% 2nd Half: 9-24 37.5% Game: 37.0%

Score by Periods table for Game 26: Virginia Tech vs University of Miami.

Points in the paint-UM 14, VT 20. Points off turnovers-UM 2, VT 6. 2nd chance points-UM 10, VT 6.

Miami 71, Notre Dame 64 Game 26 BankUnited Center

Box score for Game 26: Miami 71, Notre Dame 64. Includes player stats and team totals.

TOTAL FG% 1st Half: 9-31 29.0% 2nd Half: 15-29 51.7% Game: 40.0%

Box score for Game 27: Miami 13-13, 4-9 ACC. Includes player stats and team totals.

TOTAL FG% 1st Half: 13-21 61.9% 2nd Half: 10-27 37.0% Game: 47.9%

Score by Periods table for Game 27: Notre Dame vs University of Miami.

Points in the paint-ND 20, UM 16. Points off turnovers-ND 14, UM 4. 2nd chance points-ND 2, UM 11.

Miami 69, Boston College 42 Game 27 BankUnited Center

Box score for Game 27: Miami 69, Boston College 42. Includes player stats and team totals.

TOTAL FG% 1st Half: 8-22 36.4% 2nd Half: 6-21 28.6% Game: 32.6%

Box score for Game 28: Miami 14-13, 4-9. Includes player stats and team totals.

TOTAL FG% 1st Half: 10-28 35.7% 2nd Half: 16-27 59.3% Game: 47.3%

Score by Periods table for Game 28: Boston College vs University of Miami.

Points in the paint-BC 20, UM 30. Points off turnovers-BC 2, UM 10. 2nd chance points-BC 4, UM 13.

No. 12/11 Virginia 65, Miami 40 Game 28 John Paul Jones Arena

Box score for Game 28: Virginia 65, Miami 40. Includes player stats and team totals.

TOTAL FG% 1st Half: 8-25 32.0% 2nd Half: 4-21 19.0% Game: 26.1%

Box score for Game 29: Virginia 24-5, 15-1. Includes player stats and team totals.

TOTAL FG% 1st Half: 9-27 33.3% 2nd Half: 11-17 64.7% Game: 45.5%

Score by Periods table for Game 29: Virginia vs University of Miami.

Points in the paint-UM 16, VA 20. Points off turnovers-UM 7, VA 8. 2nd chance points-UM 7, VA 3.

Miami 85, NC State 70 Game 29 PNC Arena

Box score for Game 29: Miami 85, NC State 70. Includes player stats and team totals.


TOTAL FG% 1st Half: 12-24 50.0% 2nd Half: 15-22 68.2% Game: 58.7%

Box score for Game 30: NC State 17-12, 7-9. Includes player stats and team totals.

TOTAL FG% 1st Half: 13-25 52.0% 2nd Half: 11-27 40.7% Game: 46.2%

Score by Periods table for Game 30: University of Miami vs NC State.

Points in the paint-UM 36, ST 28. Points off turnovers-UM 12, ST 14. 2nd chance points-UM 16, ST 11.



# HEAD COACH JIM LARRAÑAGA

Third Season | Providence, 1971

Hometown: The Bronx, N.Y. | Head Coach: American International, 1977-79 | Bowling Green, 1986-97 | George Mason, 1997-2011 | Miami, 2011-present

## LARRAÑAGA'S CAREER

### Head Coach

2011-pres. Miami  
1997-2011 George Mason  
1986-97 Bowling Green  
1977-79 American International

### Assistant

1979-86 Virginia  
1971-76 Davidson

### Player / Coach

1977 Geronimo Basketball Club (Belgium)

## EDUCATION

Providence College, 1971, B.A. Economics  
Archbishop Malloy High School, 1967

## NCAA APPEARANCES

1999 - George Mason  
2001 - George Mason  
2006 - George Mason (Final Four)  
2008 - George Mason  
2011 - George Mason  
2013 - Miami (Sweet 16)

## NIT APPEARANCES

1990 - Bowling Green  
1991 - Bowling Green  
1997 - Bowling Green  
2002 - George Mason  
2004 - George Mason  
2009 - George Mason  
2012 - Miami

## PLAYING CAREER

Geronimo Basketball Club (Belgium) 1976-77  
Providence College, 1967-71  
Archbishop Molloy, 1963-67

## MISCELLANEOUS

AP, Naismith, Henry Iba Coach of the Year, 2013  
ACC Coach of the Year, 2013  
Clair Bee Coach of the Year, 2006  
CAA Coach of the Year, 2011, 1999

## PERSONAL

Born: Oct. 2, 1949 Hometown: Bronx, N.Y.  
Wife: Liz Sons: Jay and Jon

Jim Larrañaga was named the 12th head coach of the University of Miami men's basketball program on April 22, 2011.

After leading UM to the 2013 NCAA Sweet 16, and winning the school's first ACC regular season and tournament championships, Larrañaga was honored as the AP, Naismith, USBWA Henry Iba and ACC Coach of the Year. The Bronx native helped Miami to a No. 2 national ranking by both the AP and USA TODAY, and a No. 2 seed in the NCAA tournament. He is the 10th coach in the last 10 years to lead two top-10 programs, as Miami was No. 2 on Feb. 18, 2013, and George Mason was No. 8 in the final Top 25 poll in 2006.

Larrañaga, who earned his 500th win during the season, directed the Canes to a 27-point win over No. 1 Duke and three other 20+ point wins over ACC opponents this season, including North Carolina (+26), Florida State (+24) and Boston College (+22). UM's 29 overall and 15 ACC wins in 2012-13 were program-bests, as was the 14-game winning streak and 13-0 start in conference play. Other program firsts include defeating all three teams in the North Carolina Triangle in the same season, beating a trio of teams in the Top 20 since joining the ACC and hosting five home sellouts at the BankUnited Center.

Individually, Coach L saw Shane Larkin earn the ACC Player of the Year and Lute Olson National Player of the Year awards, as well as All-American status and finalist nods for the Bob Cousy, John Wooden and James Naismith player of the year honors before declaring early for the 2013 NBA Draft. Larkin was also the ACC Tournament MVP, on the ACC Defensive team and a defensive All-American. Durand Scott was the ACC Defensive Player of the Year, three players - Larkin, Scott and Kenny Kadji - were listed on all-conference teams and four were on the ACC All-Tournament Team - Larkin, Scott, Julian Gamble and Trey McKinney Jones. All six seniors on the Sweet 16 team earned academic degrees from the University of Miami and one player was listed on the All-ACC Academic Team.

Larrañaga came to Miami after serving as the head coach at George Mason for 14 seasons. He guided that program to five NCAA Tournament appearances (1999, 2001, 2006, 2008, 2011) - including an unprecedented run to the 2006 Final Four that captured the nation's attention, defeating Michigan State, North Carolina, Wichita State and UConn along the way. Following that run, he was selected the 2006 Clair Bee Coach of the Year. Larrañaga built the GMU Patriots' program into a perennial contender in the highly-regarded Colonial Athletic Association, winning more games than any other coach

## LARRAÑAGA'S CAREER RECORDS

School	Years	Overall	Conference
American International	1977-1979	27-26	none
Bowling Green	1986-1997	170-144	101-85
George Mason	1997-2011	273-164	165-79
Miami	2011-pres.	64-34	30-20
<b>Overall</b>	<b>30th</b>	<b>534-368</b>	<b>296-184</b>

## COACH JIM LARRAÑAGA AT A GLANCE

2013 AP Coach of the Year  
2006 Clair Bee Coach of the Year  
2013 ACC Coach of the Year  
2013 NABC All-District II Coach  
2001 & 1999 CAA Coach of the Year  
1999 CAA Coach of the Year  
1997 MAC Coach of the Year  
Eight 20-win seasons

2013 Naismith Coach of the Year  
2013 Henry Iba Coach of the Year  
2013 Adolph Rupp Cup Coach of the Year  
2013 USBWA District IV Coach of the Year  
Six NCAA tournament appearances  
2013, 2011, 2008, 2006, 2001, 1999  
Seven postseason NIT appearances  
2012, '09, '04, '02, '97, '91, '90

Coached Shane Larkin - ACC Player of the Year, ACC Tournament MVP, USBWA All-District, Sporting News All-American, finalist for Cousy, Naismith & Wooden awards, All-ACC First Team and All-ACC Defensive Team  
Coached Durand Scott - ACC Defensive Player of the Year, ACC Tournament First Team, All-ACC Third Team

Coached George Evans, who was a three-time CAA Player of the Year, the CAA Rookie of the Year, a three-time CAA Defensive Player of the Year and on the CAA All-Defensive Team three times.

Six All-Atlantic Coast Conference selections  
Four ACC All-Tournament team selections  
Three coaches and two media ACC All-Defensive Team selections  
28 All-Colonial Athletic Conference selections  
Three AP All-America players  
Nine CAA All-Defensive Team selections

Eight CAA All-Rookie Team selections  
Three Dean Ehlers Award winners - given to the CAA player who best meets the criteria of academic achievement, leadership and community service.

12 All-MAC Conference selections  
Coached Antonio Daniels - MAC Player of the Year and MAC Freshman of the Year  
Two MAC Freshman of the Year selections  
Four MAC All-Freshman Team selections


## LARRAÑAGA YEAR-BY-YEAR

Year	School	Overall W-L	Conference W-L	Finish	Post-Season
1977-78	American International	14-13			
1978-79	American International	13-13			
1986-87	Bowling Green	15-14	10-6	3	
1987-88	Bowling Green	12-16	7-9	t-5	
1988-89	Bowling Green	13-15	6-10	t-6	
1989-90	Bowling Green	18-11	9-7	t-3	NIT 0-1
1990-91	Bowling Green	17-13	9-7	t-4	NIT 0-1
1991-92	Bowling Green	14-15	8-8	5	
1992-93	Bowling Green	11-16	8-10	t-6	
1993-94	Bowling Green	18-10	12-6	t-2	
1994-95	Bowling Green	16-11	10-8	t-5	
1995-96	Bowling Green	14-13	9-9	t-6	
1996-97	Bowling Green	22-10	13-5	t-1	NIT 0-1
1997-98	George Mason	9-18	6-10	6	
1998-99	George Mason	19-11	13-3	1	NCAA 0-1
1999-00	George Mason	19-11	12-4	t-1	
2000-01	George Mason	18-12	11-5	3	NCAA 0-1
2001-02	George Mason	19-10	13-5	2	NIT 0-1
2002-03	George Mason	16-12	11-7	4	
2003-04	George Mason	23-10	12-6	3	NIT 2-1
2004-05	George Mason	16-13	10-8	6	
2005-06	George Mason	27-8	15-3	t-1	NCAA 4-1
2006-07	George Mason	18-15	9-9	5	
2007-08	George Mason	23-11	12-6	2	NCAA 0-1
2008-09	George Mason	22-11	13-5	2	NIT 0-1
2009-10	George Mason	17-15	12-6	4	CIT 0-1
2010-11	George Mason	27-7	16-2	1	NCAA 1-1
2011-12	Miami	20-13	9-7	t-4	NIT 1-1
2012-13	Miami	29-7	15-3	1	NCAA 2-1
2013-14	Miami	15-14	6-10		
<b>Overall</b>		<b>534-368</b>	<b>296-184</b>	<b>10-14</b>	


in program and conference history (273) en route to three conference titles (1999, 2001, 2008). A two-time CAA Coach of the Year honoree, Larrañaga earned the accolade in 2011, leading the Patriots to a 27-7 overall record and 16-2 conference mark en route to the CAA regular-season title and their fifth NCAA Tournament appearance under his leadership. Seeded a program-best eighth in the NCAA Tournament, George Mason rallied from a double-digit deficit to defeat ninth-seeded Villanova, 61-57, before falling to overall No. 1 seed Ohio State in the third round. In 2006, Larrañaga became the first coach at a mid-major school to take his team to the Final Four in 27 years and earned an at-large berth for a CAA team for the first time in 20 years. Along the way, he led Mason to a school record in wins, the school's first national ranking, George Mason's first appearance in the Top 10 and the school's first wins over Top 10 teams.

With 29 years of head coaching experience, the native of Bronx, N.Y., previously served as the head coach at Bowling Green for 11 seasons (1986-1997) and at Division II American International for two seasons (1977-79). His first coaching opportunity came at Davidson College, where he served as an assistant coach to Terry Holland. Davidson captured three Southern Conference regular-season championships and an NIT berth in his five years there, and he compiled a 47-12 record doubling as the freshman team coach. In 1976, he left Davidson and spent one season as player-coach for the Geronimo Basketball Club in Belgium. A 1971 graduate of Providence College with a degree in economics, Larrañaga was a four-year letterman for the Friars. As the team captain in his senior season, he led Providence to a 20-8 record and an NIT appearance. He graduated as the school's fifth all-time leading scorer with 1,258 points and was selected in the sixth round of the draft by the Detroit Pistons of the National Basketball Association. He was the team's top scorer as a sophomore and junior and was named New England's Division I Sophomore of the Year in 1969. He was inducted into the Providence College Hall of Fame in 1991.

Larrañaga, 64, and his wife, Liz, have two sons - Jay, who played for his father at Bowling Green and is an assistant coach with the Boston Celtics, and Jon, who was a member of his father's George Mason teams from 1999-2003 - and four grandchildren.



**25**  
**GARRIUS ADAMS**  
Gr. | G | 6-6 | 200  
Apex, N.C. | Middle Creek




**4**  
**RAPHAEL AKPEJIORI**  
Sr. | F | 6-9 | 241  
Lagos, Nigeria | Sunrise Christian (Kan.)




**15**  
**RION BROWN**  
Sr. | G | 6-6 | 211  
Hinesville, Ga. | Liberty County




**1**  
**DEANDRE BURNETT**  
Fr. | G | 6-2 | 191  
Miami, Fla. | Carol City




**11**  
**MIKE FERNANDEZ**  
Fr. | G | 6-1 | 189  
Coral Gables, Fla. | Belen Jesuit




**12**  
**JUSTIN HELLER**  
Sr. | G | 6-2 | 177  
Boca Raton, Fla. | West Boca Raton



**23**  
**TONYE JEKIRI**  
So. | C | 7-0 | 235  
Hialeah, Fla. | Champagnat Catholic



**35**  
**JAMES KELLY**  
Jr. | F | 6-7 | 246  
Ann Arbor, Mich. | Owens CC | Pioneer Pontiac, Mich.



**22**  
**DONNAVAN KIRK**  
Gr. | F | 6-9 | 228  
DePaul | Detroit Country Day Brussels, Belgium




**20**  
**MANU LECOMTE**  
Fr. | G | 5-11 | 159  
Athene des Pagodes Houston, Texas




**10**  
**SHELDON McCLELLAN**  
Jr. | G | 6-5 | 206  
Texas | Bellaire



**5**  
**DAVON REED**  
Fr. | G | 6-6 | 208  
Princeton, N.J. | Princeton Day



**13**  
**ANGEL RODRIGUEZ**  
Jr. | G | 5-11 | 181  
San Juan, P.R. | Kansas State | Miami Krop



**21**  
**ERIK SWOOPE**  
Sr. | F | 6-5 | 220  
Lake Elsinore, Calif. | Harvard-Westlake



**JIM LARRAÑAGA**  
Head Coach



**ERIC KONKOL**  
Assistant Coach



**MICHAEL HUGER**  
Assistant Coach



**CHRIS CAPUTO**  
Assistant Coach




**ADAM FISHER**  
Director of Operations











# TONYE JEKIRI

Sophomore | Center | 7-0 | 235

# #23

Hialeah, Fla. | Champagnat Catholic School

**Jekiri Season / Career Highs**

**Points**  
 Season: 15, at Florida State, 2/10/14  
 Career: 15, at Florida State, 2/10/14  
 ACC: 15, at Florida State, 2/10/14

**Rebounds**  
 Season: 13, at NC State, 3/1/14  
 Career: 13, at NC State, 3/1/14  
 ACC: 13, at NC State, 3/1/14

**Assists**  
 Season: 4, vs. Syracuse, 1/25/14  
 Career: 4, vs. Syracuse, 1/25/14  
 ACC: 4, vs. Syracuse, 1/25/14

**Steals**  
 Season: 2 (6x) last at NC State, 3/1/14  
 Career: 2 (6x) last at NC State, 3/1/14  
 ACC: 2 (5x) last at NC State, 3/1/14

**Blocked Shots**  
 Season: 3, at North Carolina, 1/8/14  
 Career: 3, at North Carolina, 1/8/14  
 ACC: 3, at North Carolina, 1/8/14

**Field Goals**  
 Season: 5 (2x) last at NC State, 3/1/14  
 Career: 5 (2x) last at NC State, 3/1/14  
 ACC: 5 (2x) last at NC State, 3/1/14

**Field Goal Attempts**  
 Season: 7 (5x) last at NC State, 3/1/14  
 Career: 7 (5x) last at NC State, 3/1/14  
 ACC: 7 (3x) last at NC State, 3/1/14

**Free Throws**  
 Season: 5, at Florida State, 2/10/14  
 Career: 5, at Florida State, 2/10/14  
 ACC: 5, at Florida State, 2/10/14

**Free Throw Attempts**  
 Season: 7, at Florida State, 2/10/14  
 Career: 7, at Florida State, 2/10/14  
 ACC: 7, at Florida State, 2/10/14

**3-Point Field Goals**

Season: --  
 Career: --  
 ACC: --

**3-Point Field Goal Attempts**

Season: --  
 Career: --  
 ACC: --

**Foul Disqualifications**

Season: 5, last at NC State, 3/1/14  
 Career: 4, last at Georgia Tech, 1/18/14  
 ACC: 4, last at NC State, 3/1/14

**Minutes**

Season: 35, at Maryland, 1/29/14  
 Career: 35, at Maryland, 1/29/14  
 ACC: 35, at Maryland, 1/29/14

**2012-13**

Opposition	P	R	A
at FGCU	1	2	0
Jacksonville	0	0	0
Michigan State	0	2	0
at Massachusetts	0	0	0
Charlotte	0	0	0
at UCF	3	2	0
at Hawai'i	1	0	0
vs. Arizona	0	2	0
vs. Indiana State	0	0	0
La Salle	0	1	0
at Georgia Tech	2	2	0
at North Carolina	0	1	0
Maryland	2	4	0
at Boston College	0	1	1
Duke	2	2	0
Florida State	4	2	0
at Virginia Tech	2	1	0
at NC State	0	2	1
Boston College	2	4	0
North Carolina	2	2	0
at Florida State	2	2	0
at Clemson	0	0	0
Virginia	2	0	0
at Wake Forest	2	3	0
Virginia Tech	4	2	0
at Duke	2	0	0
Georgia Tech	0	0	0
Clemson	2	3	0
vs. Boston College	0	1	0
vs. NC State	2	3	0
vs. North Carolina	1	1	0
vs. Pacific	6	5	0
vs. Illinois	4	2	1
vs. Marquette	0	3	0


- First double-double was 14 points, 13 rebounds at NC State (3/1).
- 4+ rebounds 19 times this season, 13 times in ACC play.
- Scored 4+ points in 14 outings, six times in ACC play.
- 20+ minutes per game 18 times.
- Has only played basketball for four years after moving from Nigeria to South Florida in September 2010 to begin hoops career. Previously played soccer.
- Gained 25 pounds from a season ago, drinking protein shakes, and eating chicken and rice dishes.
- Averaged 3.3 points, 3.3 rebounds, 0.7 blocks and 10.3 minutes in three 2013 NCAA tournament games.
- Saints fan because of former Hurricane Jimmy Graham.
- Terrific learner who picks up concepts quickly.
- Good passer for his size.
- Developing his offensive game.
- Can play with back to basket or step out for a 10-12-foot shot.
- Runs the floor like a guard and has unstoppable motor.
- Only scholarship sophomore on the team, second Florida recruit in Larrañaga era.
- One of eight players on the team recruited by Larrañaga staff.
- Acclimated himself well from Nigeria to U.S. culture.
- Chose jersey number 23 because July 23 is birthday.
- Approach vertical: 37.
- Born Tonye (TAHN-yay) Frank Jekiri (Ja-KEER-EE) July 23, 1994 in Port Harcourt, Nigeria. Son of Emilinia and Frank. Brother to Tammie, Omiebi and Boma.
- Majoring in sports administration.
- Chose Miami over considerations from Virginia Tech, Clemson, Florida State, Auburn, Vanderbilt and Alabama.
- Rated 17th-best center in country by ESPN.com and No. 13 by Scout.com.
- Averaged 20 points, 12 rebounds and 5 blocks per game as a senior.
- On AAU circuit, played for Team Breakdown.

**JEKIRI CAREER STATISTICS**

Season	GP	GS	Min.	Avg.	3-Point			Free Throws			Rebounds			Scoring											
					FG	FGA	Pct.	FT	FTA	Pct.	Off.	Def.	Tot.	Avg.	PF	FO	Ast.	TO	Blk	Stl	Pts.	Avg.			
2012-13	34	0	235	6.9	18	35	.514	0	0	.000	11	20	.550	28	27	55	1.6	35	0	4	11	11	7	47	1.4
2013-14	29	13	588	20.3	50	115	.435	0	0	.000	20	37	.541	56	92	148	5.1	75	5	18	27	22	19	120	4.1
<b>TOTAL</b>	<b>63</b>	<b>13</b>	<b>823</b>	<b>13.1</b>	<b>68</b>	<b>150</b>	<b>.453</b>	<b>0</b>	<b>0</b>	<b>.000</b>	<b>31</b>	<b>57</b>	<b>.544</b>	<b>84</b>	<b>119</b>	<b>203</b>	<b>3.2</b>	<b>110</b>	<b>5</b>	<b>22</b>	<b>38</b>	<b>33</b>	<b>26</b>	<b>167</b>	<b>2.7</b>

**JEKIRI 2013-14**

Opponent	Date	GS	Min	TOTAL			3-PTS			FREE THROWS			REBOUNDS					PF	FO	A	TO	Blk	Stl	Pts	Avg
				FG	FGA	Pct	3FG	FGA	Pct	FT	FTA	Pct	Off	Def	Tot	Avg									
SFB	11-08-13	*	23	2	7	.286	0	0	.000	2	2	1.000	1	8	9	9.0	5	1	1	2	1	0	6	6.0	
GA. SOUTHERN	11-11-13	*	9	1	4	.250	0	0	.000	0	0	.000	1	0	1	5.0	2	0	0	2	0	0	2	4.0	
TEXAS SOUTHERN	11-14-13	*	12	2	6	.333	0	0	.000	0	0	.000	2	2	4	4.7	1	0	0	1	0	0	4	4.0	
at Charleston	11-18-13		16	3	4	.750	0	0	.000	0	0	.000	2	1	3	4.3	3	0	0	0	1	0	6	4.5	
UCF	11-21-13		17	1	3	.333	0	0	.000	0	0	.000	0	3	3	4.0	3	0	0	0	0	1	2	4.0	
vs George Washington	11-28-13	*	21	1	3	.333	0	0	.000	0	0	.000	0	1	1	3.5	0	0	1	1	1	1	2	3.7	
at Cal State Fullerton	11-29-13		20	2	3	.667	0	0	.000	0	0	.000	0	4	4	3.6	3	0	0	2	0	0	4	3.7	
vs Arizona State	12-01-13		10	0	3	.000	0	0	.000	0	0	.000	2	1	3	3.5	1	0	0	0	0	0	0	3.3	
at Nebraska	12-04-13		21	1	2	.500	0	0	.000	0	0	.000	2	5	7	3.9	2	0	1	0	1	0	2	3.1	
VIRGINIA TECH	12-08-13		21	1	5	.200	0	0	.000	0	0	.000	3	4	7	4.2	0	0	0	0	0	1	0	3.0	
at Savannah State	12-19-13		14	2	2	1.000	0	0	.000	0	0	.000	0	1	1	3.9	2	0	0	1	3	1	1	4	3.1
LA SALLE	12-22-13		25	4	7	.571	0	0	.000	1	2	.500	2	5	7	4.2	3	0	0	0	1	2	9	3.6	
LOYOLA	12-30-13		23	4	5	.800	0	0	.000	2	4	.500	1	3	4	4.2	5	1	2	1	2	1	10	4.1	
at Syracuse	01-04-14		18	2	5	.400	0	0	.000	1	2	.500	2	1	3	4.1	2	0	2	0	1	1	5	4.1	
at UNC	01-08-14		27	1	4	.250	0	0	.000	0	0	.000	3	7	10	4.5	4	0	1	3	3	2	2	4.0	
FLORIDA STATE	01-15-14	*	20	1	3	.333	0	0	.000	0	0	.000	3	4	7	4.6	5	1	1	0	0	0	2	3.9	
at Georgia Tech	01-18-14	*	16	0	1	.000	0	0	.000	0	0	.000	0	3	3	4.5	5	1	0	2	1	0	0	3.6	
DUKE	01-22-14	*	26	4	7	.571	0	0	.000	0	1	.000	3	6	9	4.8	1	0	0	1	1	1	8	3.9	
SYRACUSE	01-25-14	*	27	1	4	.250	0	0	.000	1	4	.250	3	2	5	4.8	4	0	4	0	0	0	3	3.8	
at Maryland	01-29-14	*	35	0	3	.000	0	0	.000	0	0	.000	3	3	6	4.9	2	0	0	3	1	0	0	3.7	
NORFOLK STATE	02-01-14	*	23	2	3	.667	0	0	.000	0	0	.000	1	1	2	4.7	2	0	1	1	1	0	4	3.7	
PITTSBURGH	02-05-14	*	20	1	3	.333	0	0	.000	1	2	.500	3	1	4	4.7	4	0	0	0	0	2	3	3.6	
NC STATE	02-08-14	*	18	0	2	.000	0	0	.000	0	0	.000	1	3	4	4.7	1	0	0	0	0	0	0	3.5	
at Florida State	02-10-14		26	5	6	.833	0	0	.000	5	7	.714	2	4	6	4.7	3	0	0	2	2	1	15	4.0	
at Virginia Tech	02-15-14		11	0	0	.000	0	0	.000	0	2	.000	0	3	3	4.6	1	0	0	0	0	0	0	3.8	
NOTRE DAME	02-19-14		15	1	3	.333	0	0	.000	0	0	.000	2	4	6	4.7	2	0	2	1	1	2	2	3.7	
BOSTON COLLEGE	02-22-14		18	2	7	.286	0	0	.000	1	2	.500	4	3	7	4.8	0	0	1	0	1	2	5	3.8	
at Virginia	02-26-14		22	1	3	.333	0	0	.000	2	4	.500	4	2	6	4.8	4	0	0	1	0	0	4	3.8	
at NC State	03-01-14	*	34	5	7	.714	0	0	.000	4	5	.800	6	7	13	13.0	5	1	0	1	1	2	14	14.0	



# JAMES KELLY

Junior | Forward | 6-7 | 246

# #35

Ann Arbor, Mich. | Owens CC | Pioneer HS

- Prior to game vs. ND, was suspended indefinitely for violating team rules. Reinstated for game at NC State (3/1).
- Missed games against Maryland and Norfolk State due to lower extremity injury.
- Grabbed a rebound in all but two games.
- Played 20+ minutes 14 times.

- Began playing organized basketball junior year of high school after four-inch growth spurt.
- Good touch, very explosive and athletic.
- Catch and shoot from three and midrange.
- Inside-out talent.
- Spending more and more time in the gym to learn the game.
- Came to UM without visiting campus. Impressed by coaching staff's care for his schoolwork and off-the-court life.
- Increased bench 235 to 315 in four months, after never lifting weights before.
- Approach vertical: 37.5 | Bench max: 315
- Teammates compare him to former Cane DeQuan Jones for his personality and athleticism.
- Suite/roommates with Manu Lecomte, Davon Reed and Dre Burnett.
- One of eight players on the team recruited by Larrañaga staff.
- Averaged 17.9 points, 10.0 rebounds, 1.0 assist, 1.5 steals and 1.5 blocks per game in two seasons at Owens. Totaled 1,219 points, 678 rebounds, 105 blocks, 104 steals and 70 assists. First player in program history to record 1,000 points, 600 rebounds, 100 steals and 100 blocks in his career. 38 career double-doubles.
- Led the Ohio Community College Athletic Conference (OCCAC) in scoring (21.1 ppg) and rebounding (11.4 rpg), third in blocks (1.6bpg) and fourth in steals (2.3spg).
- NJCAA D-II Second Team All-American as a sophomore.
- Played in NJCAA Division II tournament semifinals.
- Born James Leo Kelly August 12, 1993. Son of Darlene Ison and Desi Kelly. Brother to Desi Kelly, Jr.
- Majoring in liberal arts.
- Recruited by Michigan State, New Mexico, West Virginia and Clemson.
- Played AAU for the Michigan Warriors.

**Kelly Season Highs**

**Points**  
 Season: 18, at Charleston, 11/18/13  
 ACC: 12, vs. Virginia Tech, 12/8/13

**Rebounds**  
 Season: 9, vs. Virginia Tech, 12/8/13  
 ACC: 9, vs. Virginia Tech, 12/8/13

**Assists**  
 Season: 2 (2x) last vs. Texas Southern, 11/14/13  
 ACC: 1 (3x) last at Virginia Tech, 2/15/14

**Steals**  
 Season: 2 (2x) last at Charleston, 11/18/13  
 ACC: 1 (4x) last at Virginia Tech, 2/15/14

**Blocked Shots**  
 Season: 2, at Cal State Fullerton, 11/29/13  
 ACC: 1 (2x) last vs. Duke, 1/22/14

**Field Goals**  
 Season: 7, vs. Texas Southern, 11/14/13  
 ACC: 5, vs. Virginia Tech, 12/8/13

**Field Goal Attempts**  
 Season: 11, vs. Texas Southern, 11/14/13  
 ACC: 14, vs. Virginia Tech, 12/8/13

**Free Throws**  
 Season: 3 (3x) last vs. Duke, 1/22/14  
 ACC: 3, vs. Duke, 1/22/14

**Free Throw Attempts**  
 Season: 4 (3x) last vs. Duke, 1/22/14  
 ACC: 4, vs. Duke, 1/22/14

**3-Point Field Goals**  
 Season: 3 (3x) last at Virginia Tech, 2/15/14  
 ACC: 3, at Virginia Tech, 2/15/14

**3-Point Field Goal Attempts**  
 Season: 5, at Virginia Tech, 2/15/14  
 ACC: 5, at Virginia Tech, 2/15/14

**Foul Disqualifications**  
 Season: --  
 ACC: --


**Minutes**  
 Season: 35, vs. Arizona State, 12/1/13  
 ACC: 31, vs. Virginia Tech, 12/8/13

**KELLY CAREER STATISTICS**

Season	GP	GS	Min.	Avg.	3-Point			Free Throws			Rebounds				Scoring										
					FG	FGA	Pct.	FT	FTA	Pct.	Off.	Def.	Tot.	Avg.	PF	FO	Ast.	TO	Blk	Stl	Pts.	Avg.			
2013-14	23	11	454	19.7	64	126	.508	15	34	.441	18	27	.667	24	68	92	4.0	40	0	13	17	11	11	161	7.0

KELLY 2013-14		TOTAL					3-PTS			FREE THROWS			REBOUNDS				PF	FO	A	TO	Blk	Stl	Pts	Avg
Opponent	Date	GS	Min	FG	FGA	Pct	3FG	FGA	Pct	FT	FTA	Pct	Off	Def	Tot	Avg								
SFB	11-08-13	5	0	0	.000	0	0	.000	0	0	.000	3	1	4	4.0	2	0	0	2	0	0	0	0.0	
GA. SOUTHERN	11-11-13	20	5	8	.625	0	1	.000	0	0	.000	2	0	2	3.0	2	0	2	0	0	1	10	5.0	
TEXAS SOUTHERN	11-14-13	28	7	11	.636	3	4	.750	0	0	.000	1	6	7	4.3	3	0	2	1	0	2	17	9.0	
at Charleston	11-18-13 *	33	6	9	.667	3	3	1.000	3	4	.750	0	4	4	4.3	2	0	1	0	1	2	18	11.3	
UCF	11-21-13 *	16	1	4	.250	0	2	.000	0	0	.000	2	2	4	4.2	3	0	1	1	1	0	2	9.4	
vs George Washington	11-28-13	28	5	9	.556	0	0	.000	1	2	.500	2	4	6	4.5	2	0	0	0	1	0	11	9.7	
at Cal State Fullerton	11-29-13 *	24	4	7	.571	1	2	.500	1	2	.500	1	6	7	4.9	3	0	1	0	2	0	10	9.7	
vs Arizona State	12-01-13 *	35	4	7	.571	0	2	.000	3	4	.750	0	6	6	5.0	3	0	1	1	1	0	11	9.9	
at Nebraska	12-04-13 *	28	1	4	.250	0	2	.000	0	0	.000	0	5	5	5.0	0	0	0	1	1	0	2	9.0	
VIRGINIA TECH	12-08-13 *	31	5	14	.357	0	1	.000	2	2	1.000	3	6	9	5.4	4	0	0	2	0	1	12	9.3	
at Savannah State	12-19-13 *	26	3	5	.600	0	1	.000	0	1	.000	2	6	8	5.6	0	0	1	2	0	1	6	9.0	
LA SALLE	12-22-13 *	20	4	7	.571	1	1	1.000	1	2	.500	0	3	3	5.4	1	0	0	2	1	1	10	9.1	
LOYOLA	12-30-13 *	29	5	8	.625	1	1	1.000	0	0	.000	2	4	6	5.5	2	0	1	0	1	0	11	9.2	
at Syracuse	01-04-14 *	28	4	5	.800	0	1	.000	0	0	.000	1	2	3	5.3	1	0	1	2	0	0	8	9.1	
at UNC	01-08-14 *	10	0	1	.000	0	1	.000	1	2	.500	0	1	1	5.0	2	0	0	0	1	1	1	8.6	
FLORIDA STATE	01-15-14	18	1	5	.200	1	3	.333	1	2	.500	3	1	4	4.9	2	0	0	1	0	1	4	8.3	
at Georgia Tech	01-18-14	3	0	0	.000	0	0	.000	0	0	.000	0	0	0	4.6	1	0	0	0	0	0	0	7.8	
DUKE	01-22-14	16	2	4	.500	1	2	.500	3	4	.750	0	2	2	4.5	1	0	0	1	1	0	8	7.8	
SYRACUSE	01-25-14	25	2	6	.333	0	0	.000	2	2	1.000	0	3	3	4.4	3	0	1	0	0	0	6	7.7	
PITTSBURGH	02-05-14	1	0	1	.000	0	1	.000	0	0	.000	0	1	1	4.3	0	0	0	0	0	0	0	7.4	
NC STATE	02-08-14	6	1	2	.500	0	0	.000	0	0	.000	1	1	2	4.1	0	0	0	1	0	0	2	7.1	
at Florida State	02-10-14	3	1	1	1.000	1	1	1.000	0	0	.000	0	0	0	4.0	0	0	0	0	0	0	3	6.9	
at Virginia Tech	02-15-14	21	3	8	.375	3	5	.600	0	0	.000	1	4	5	4.0	3	0	1	0	0	1	9	7.0	





# MANU LECOMTE #20

Freshman | Guard | 5-11 | 159

Brussels, Belgium | Athene des Pagodes

- An assist in all but three games. Multiple assists 19 times and 4+ six times.
- Hit multiple 3-pointers in eight games.
- Grabbed 4+ rebounds eight times.

- Team's only pure point guard. Can shoot the three or pull up for jumpers.
- Played as an amateur at the pro level in Belgium since he was 16.
- Head coach Larrañaga and assistant coach Michael Huger both played pro ball in Belgium.
- Young collegiate player, turning 18 in August of his freshman year at Miami.
- Very good shooter who averages in upper 60s in five minutes of threes drill.
- Adjusted well to American culture and has acclimated himself well to Miami.
- Did not visit campus before attending UM.
- Improved strength in short amount of time.
- Approach vertical: 35.5 | Bench max: 245 | 185 test: 11
- Very professional about his game, wants to improve, spends a lot of time working at it.
- One of eight players on the team recruited by Larrañaga staff
- Suite/roommates with James Kelly, Davon Reed and Dre Burnett.
- Born Emmanuel Lecomte [la-conn-t] Aug. 16, 1995. Goes by Manu [man-ew].
- Son of Philippe and Marie. Brother to Christina.
- First language is French. Mother is Cameroonian and father is Belgian.
- Played for second division Mons-Hainant Belfius in Belgium where he averaged 12.4 points, 2.8 rebounds, and 3.2 assists per game
- Majoring in economics.
- Competed in Belgium's U16, U18 and U20 championships, most recently playing in the U18 European Championship, where he led his country in scoring with 12.0 ppg and 2.9 assists in eight outings.
- Also recruited by Gonzaga, Creighton and UAB.

**Lecomte Season Highs**

**Points**  
Season: 19, at Maryland, 1/29/14  
ACC: 19, at Maryland, 1/29/14

**Rebounds**  
Season: 5 (2x), last at Virginia, 2/26/14  
ACC: 5 (2x), last at Virginia, 2/26/14

**Assists**  
Season: 7, at North Carolina, 1/8/14  
ACC: 7, at North Carolina, 1/8/14

**Steals**  
Season: 2 (3x) last at Savannah State, 12/19/13  
ACC: 1 (6x) last vs. Boston College, 2/22/14

**Blocked Shots**  
Season: 1, vs. Ga. Southern, 11/11/13  
ACC: --

**Field Goals**  
Season: 8, at Maryland, 1/29/14  
ACC: 8, at Maryland, 1/29/14

**Field Goal Attempts**  
Season: 12, at Georgia Tech, 1/18/14  
ACC: 12, at Georgia Tech, 1/18/14

**Free Throws**  
Season: 6 (3x) last at Georgia Tech, 1/18/14  
ACC: 6 (2x) last at Georgia Tech, 1/18/14

**Free Throw Attempts**  
Season: 8, at North Carolina, 1/8/14  
ACC: 8, at North Carolina, 1/8/14

**3-Point Field Goals**  
Season: 3 (3x) last at NC State, 3/1/14  
ACC: 3 (2x) last at NC State, 3/1/14

**3-Point Field Goal Attempts**  
Season: 4 (5x) last vs. Norfolk State, 2/3/14  
ACC: 4 (2x) last at Maryland, 1/29/14

**Foul Disqualifications**  
Season: --  
ACC: --

**Minutes**  
Season: 38, at North Carolina, 1/8/14  
ACC: 38, at North Carolina, 1/8/14

**LECOMTE CAREER STATISTICS**

Season	GP	GS	Min.	Avg.	3-Point			Free Throws			Rebounds				Scoring										
					FG	FGA	Pct.	FT	FTA	Pct.	Off.	Def.	Tot.	Avg.	PF	FO	Ast.	TO	Blk	Stl	Pts.	Avg.			
2013-14	29	14	806	27.8	76	178	.427	25	59	.424	54	69	.783	20	41	61	2.1	54	0	67	53	1	16	231	8.0

LECOMTE 2013-14		TOTAL					3-PTS			FREE THROWS			REBOUNDS											
Opponent	Date	GS	Min	FG	FGA	Pct	3FG	FGA	Pct	FT	FTA	Pct	Off	Def	Tot	Avg	PF	FO	A	TO	Blk	Stl	Pts	Avg
SFB	11-08-13	*	34	3	10	.300	0	2	.000	3	4	.750	0	1	1	1.0	2	0	1	2	0	2	9	9.0
GA. SOUTHERN	11-11-13	*	36	4	8	.500	2	4	.500	2	2	1.000	1	3	4	2.5	1	0	1	0	1	1	12	10.5
TEXAS SOUTHERN	11-14-13	*	33	4	8	.500	2	4	.500	2	2	1.000	2	1	3	2.7	1	0	4	0	0	2	12	11.0
at Charleston	11-18-13	*	33	4	8	.500	0	0	.000	6	6	1.000	0	4	4	3.0	4	0	5	3	0	0	14	11.8
UCF	11-21-13	*	33	0	6	.000	0	2	.000	0	0	.000	0	0	0	2.4	2	0	2	3	0	0	0	9.4
vs George Washington	11-28-13	*	25	2	6	.333	1	2	.500	0	0	.000	2	0	2	2.3	2	0	0	2	0	0	5	8.7
at Cal State Fullerton	11-29-13		15	2	4	.500	0	2	.000	0	0	.000	0	3	3	2.4	1	0	1	0	0	1	4	8.0
vs Arizona State	12-01-13		10	1	3	.333	0	0	.000	0	0	.000	0	1	1	2.3	0	0	1	0	0	0	2	7.3
at Nebraska	12-04-13		23	2	4	.500	0	0	.000	1	3	.333	0	2	2	2.2	4	0	4	4	0	0	5	7.0
VIRGINIA TECH	12-08-13		27	3	8	.375	0	1	.000	1	2	.500	0	4	4	2.4	2	0	2	3	0	1	7	7.0
at Savannah State	12-19-13		32	2	3	.667	2	2	1.000	4	4	1.000	0	2	2	2.4	1	0	4	2	0	2	10	7.3
LA SALLE	12-22-13		28	2	6	.333	0	1	.000	1	2	.500	1	3	4	2.5	3	0	2	0	0	1	5	7.1
LOYOLA	12-30-13		20	2	3	.667	1	1	1.000	1	2	.500	0	0	0	2.3	2	0	3	0	0	1	6	7.0
at Syracuse	01-04-14		25	3	6	.500	2	4	.500	0	0	.000	0	0	0	2.1	1	0	0	2	0	1	8	7.1
at UNC	01-08-14		38	2	7	.286	1	1	1.000	6	8	.750	0	3	3	2.2	2	0	7	2	0	0	11	7.3
FLORIDA STATE	01-15-14	*	37	1	7	.143	0	2	.000	0	0	.000	0	1	1	2.1	2	0	6	0	0	0	2	7.0
at Georgia Tech	01-18-14	*	37	5	12	.417	0	3	.000	6	6	1.000	2	2	4	2.2	1	0	3	3	0	1	16	7.5
DUKE	01-22-14	*	23	1	2	.500	0	0	.000	2	2	1.000	0	0	0	2.1	2	0	2	6	0	0	4	7.3
SYRACUSE	01-25-14	*	20	1	2	.500	1	2	.500	0	0	.000	0	0	0	2.0	1	0	1	0	0	0	3	7.1
at Maryland	01-29-14	*	35	8	11	.727	3	4	.750	0	2	.000	0	0	0	1.9	1	0	2	5	0	0	19	7.7
NORFOLK STATE	02-01-14	*	28	4	6	.667	3	4	.750	2	2	1.000	2	1	3	2.0	4	0	2	0	0	0	13	8.0
PIITTSBURGH	02-05-14	*	35	2	7	.286	0	3	.000	4	6	.667	3	2	5	2.1	3	0	2	3	0	0	8	8.0
NC STATE	02-08-14	*	29	4	10	.400	1	3	.333	4	6	.667	3	1	4	2.2	3	0	1	2	0	1	13	8.2
at Florida State	02-10-14		14	1	3	.333	0	0	.000	4	4	1.000	0	0	0	2.1	1	0	3	1	0	1	6	8.1
at Virginia Tech	02-15-14		19	0	5	.000	0	3	.000	0	0	.000	0	0	0	2.0	1	0	2	1	0	0	0	7.8
NOTRE DAME	02-19-14		22	3	5	.600	2	3	.667	0	0	.000	1	0	1	2.0	1	0	2	3	0	0	8	7.8
BOSTON COLLEGE	02-22-14		31	5	7	.714	1	2	.500	0	0	.000	1	2	3	2.0	3	0	1	2	0	1	11	7.9
at Virginia	02-26-14		28	1	5	.200	0	1	.000	1	2	.500	2	3	5	2.1	1	0	0	1	0	0	3	7.7
at NC State	03-01-14		36	4	6	.667	3	3	1.000	4	4	1.000	0	2	2	2.0	2	0	3	3	0	0	15	15.0



# DAVON REED

Freshman | Guard | 6-6 | 208

# #5

Ewing, N.J. | Princeton Day School (N.J.)

**Reed Season Highs**

**Points**  
 Season: 19 vs. Arizona State, 12/1/13  
 ACC: 16, vs. Syracuse, 1/25/14

**Rebounds**  
 Season: 5 (2x) last vs. Virginia Tech, 12/8/13  
 ACC: 5, vs. Virginia Tech, 12/8/13

**Assists**  
 Season: 7, vs. Loyola, 12/30/13  
 ACC: 2, at Florida State, 2/10/14

**Steals**  
 Season: 2 (4x) last vs. Loyola, 12/30/13  
 ACC: 1 (4x) last at Virginia, 2/26/14

**Blocked Shots**  
 Season: 1 (3x) last at Florida State, 2/10/14  
 ACC: 1 (2x) last at Florida State, 2/10/14

**Field Goals**  
 Season: 7, vs. UCF, 11/21/13  
 ACC: 5, vs. Syracuse, 1/25/14

**Field Goal Attempts**  
 Season: 12, at Cal State Fullerton, 11/29/13  
 ACC: 10 (2x) last vs. Notre Dame, 2/19/14

**Free Throws**  
 Season: 5, vs. Loyola, 12/30/13  
 ACC: 4, vs. Notre Dame, 2/19/14

**Free Throw Attempts**  
 Season: 6, vs. Arizona State, 12/1/13  
 ACC: 4 (2x) last vs. Notre Dame, 2/19/14

**3-Point Field Goals**  
 Season: 5, vs. Arizona State, 12/1/13  
 ACC: 3, vs. Syracuse, 1/25/14

**3-Point Field Goal Attempts**  
 Season: 8, vs. Arizona State, 12/1/13  
 ACC: 6, at Virginia Tech, 2/15/14

**Foul Disqualifications**  
 Season: --  
 ACC: --

**Minutes**  
 Season: 36 (2x) last vs. Arizona State, 12/1/13  
 ACC: 32, vs. Virginia Tech, 12/8/13

- Scored in last 12 of 13 games.
- Scored in double digits six times this season.
- Hit a three in eight of last 10 games.
- Has a rebound in all but five games.

- Focused. Structured. Determined. Competitive. True student of the game. Will do whatever it takes to win.
- Roommate James Kelly says Reed is the most organized and focused person he's ever met.
- A 3 guard who is playing out of position at the point for Miami.
- Improved bench 175 to 250 pounds in four months.
- Approach vertical: 40.5 | Bench max: 250 | 185 test: 11
- One of eight players on the team recruited by Larrañaga staff.
- Suite/roommates with Manu Lecomte, Davon Reed and Dre Burnett.
- Four-star swingman listed as a Top 100 player (No. 97) by Rivals.com and No. 78 in the Class of 2013 by ESPN
- Third-best talent in New Jersey and 18th best nationally at the shooting guard position, according to ESPN.com.
- Kevin Durant Skills Academy. McDonald's All-American candidate.
- 2,000 point scorer. Averaged 24 points and 10 rebounds as a senior.
- Youth Role Model Award from Join-Effort Princeton for both dedication to his community and excellence in his personal life.
- Born Davon Malcolm Reed June 11, 1995. Son of David Reed and Rose Reed. Brother to Miles.
- Majoring in sports administration
- Played AAU ball with Team Final.
- Chose Miami over offers from Wake Forest, Cincinnati, Xavier and Memphis.

**REED CAREER STATISTICS**

Season	GP	GS	Min.	Avg.	3-Point			Free Throws			Rebounds				Scoring										
					FG	FGA	Pct.	FT	FTA	Pct.	Off.	Def.	Tot.	Avg.	PF	FO	Ast.	TO	Blk	Stl	Pts.	Avg.			
2013-14	29	10	619	21.3	61	184	.332	33	96	.344	33	51	.647	11	41	52	1.8	50	0	36	41	4	15	188	6.5

REED 2013-14		TOTAL				3-PTS			FREE THROWS			REBOUNDS												
Opponent	Date	GS	Min	FG	FGA	Pct	3FG	FGA	Pct	FT	FTA	Pct	Off	Def	Tot	Avg	PF	FO	A	TO	Blk	Stl	Pts	Avg
SFB	11-08-13	18	1	5	.200	0	1	.000	1	2	.500	0	1	1	1.0	1	0	0	0	0	0	1	3	3.0
GA. SOUTHERN	11-11-13	21	1	5	.200	1	4	.250	4	4	1.000	0	1	1	1.0	4	0	2	1	0	0	7	5.0	
TEXAS SOUTHERN	11-14-13	27	4	8	.500	3	4	.750	0	1	.000	2	1	3	1.7	0	0	3	1	0	0	11	7.0	
at Charleston	11-18-13	26	1	6	.167	1	2	.500	0	0	.000	1	1	2	1.8	3	0	3	2	1	0	3	6.0	
UCF	11-21-13	26	7	10	.700	3	5	.600	0	0	.000	1	4	5	2.4	2	0	1	2	1	2	17	8.2	
vs George Washington	11-28-13	35	2	7	.286	2	5	.400	0	0	.000	0	2	2	2.3	2	0	2	3	0	2	6	7.8	
at Cal State Fullerton	11-29-13	* 36	4	12	.333	1	6	.167	0	2	.000	0	3	3	2.4	1	0	2	1	0	0	9	8.0	
vs Arizona State	12-01-13	* 36	5	10	.500	5	8	.625	4	6	.667	0	1	1	2.3	3	0	2	2	0	0	19	9.4	
at Nebraska	12-04-13	* 31	2	11	.182	1	6	.167	0	0	.000	1	1	2	2.2	2	0	2	2	0	2	5	8.9	
VIRGINIA TECH	12-08-13	* 32	4	10	.400	1	3	.333	1	2	.500	2	3	5	2.5	0	0	0	3	0	0	10	9.0	
at Savannah State	12-19-13	* 22	3	5	.600	1	2	.500	1	5	.200	0	1	1	2.4	2	0	1	3	0	1	8	8.9	
LA SALLE	12-22-13	* 25	3	8	.375	1	5	.200	1	1	1.000	0	0	0	2.2	2	0	4	1	0	0	8	8.8	
LOYOLA	12-30-13	* 31	1	6	.167	1	5	.200	5	5	1.000	0	2	2	2.2	0	0	7	3	0	2	8	8.8	
at Syracuse	01-04-14	* 20	1	3	.333	1	3	.333	2	2	1.000	0	0	0	2.0	1	0	1	1	0	0	5	8.5	
at UNC	01-08-14	* 10	0	3	.000	0	1	.000	0	0	.000	0	2	2	2.0	0	0	0	2	0	0	0	7.9	
FLORIDA STATE	01-15-14	14	0	4	.000	0	4	.000	0	0	.000	0	1	1	1.9	0	0	0	1	0	0	0	7.4	
at Georgia Tech	01-18-14	7	1	2	.500	0	0	.000	1	2	.500	0	0	0	1.8	1	0	0	1	0	0	3	7.2	
DUKE	01-22-14	15	1	4	.250	0	0	.000	0	1	.000	1	1	2	1.8	1	0	0	0	0	1	2	6.9	
SYRACUSE	01-25-14	25	5	8	.625	3	4	.750	3	3	1.000	0	2	2	1.8	3	0	0	2	1	0	16	7.4	
at Maryland	01-29-14	18	2	6	.333	1	3	.333	1	1	1.000	0	1	1	1.8	2	0	1	1	0	1	6	7.3	
NORFOLK STATE	02-01-14	19	1	5	.200	1	2	.500	1	2	.500	1	3	4	1.9	2	0	1	2	0	0	4	7.1	
PITTSBURGH	02-05-14	* 22	1	9	.111	1	3	.333	1	2	.500	0	3	3	2.0	2	0	1	1	0	1	4	7.0	
NC STATE	02-08-14	15	1	3	.333	1	3	.333	0	0	.000	0	1	1	1.9	4	0	1	3	0	0	3	6.8	
at Florida State	02-10-14	16	2	4	.500	0	1	.000	3	4	.750	1	1	2	1.9	0	0	2	0	1	0	7	6.8	
at Virginia Tech	02-15-14	9	2	8	.250	1	6	.167	0	0	.000	1	1	2	1.9	3	0	0	0	0	0	5	6.8	
NOTRE DAME	02-19-14	24	3	10	.300	2	4	.500	4	4	1.000	0	3	3	2.0	1	0	0	2	0	1	12	7.0	
BOSTON COLLEGE	02-22-14	14	0	1	.000	0	1	.000	0	0	.000	0	0	0	1.9	4	0	0	0	0	0	0	6.7	
at Virginia	02-26-14	16	1	8	.125	0	4	.000	0	2	.000	0	1	1	1.9	2	0	0	0	0	1	2	6.5	
at NC State	03-01-14	9	2	3	.667	1	1	1.000	0	0	.000	0	0	0	0.0	2	0	0	1	0	0	5	5.0	









# DEANDRE BURNETT

Freshman | Guard | 6-2 | 191

# #1

Miami, Fla. | Carol City HS

**As a Freshman (2013-14):** Injured left wrist in early November and is expected to redshirt freshman season.

**High School:** A 2012 *Parade All-American*, one of only two players from the state of Florida and one of five Atlantic Coast Conference recruits to earn the honor ... Third in the nation in scoring as a high school senior ... As a senior, averaged 37 ppg, 5 apg, and 6 rpg ... Notched 45 points three times in his final prep season ... Recorded 25 points and 11 assists in first game Coach L saw him play ... Class AA Player of the Year ... All-state ... First team Miami-Dade County ... As a junior, averaged 28 ppg ... Played for Barry Robinson at Carol City High School ... Earned varsity letters all four years ... On academic on honor roll ... Played final year at Massanutten Military Academy in Virginia.

**Personal:** Name is Deandre, but goes by Dre ... Born January 21, 1994 ... Son of Varondria Burnett and James Cook ... Brother to Dalvin, James, Daneisha, Jamiya, and Jameisha ... Grew up a Canes fan ... Also recruited by South Carolina, Ole Miss, Marshall, Virginia, and La Salle ... Majoring in sports administration ... Played AAU for Team U ... Larranaga's third signee from the state of Florida, joining former Hurricane Shane Larkin (Dr. Phillips) and current sophomore Tonye Jekiri (Champagnat).



# MIKE FERNANDEZ

Freshman | Guard | 6-1 | 189

# #11

Coral Gables, Fla. | Belen Jesuit

**High School:** All-Dade county team honorable mention two years .. Dade vs. Palm Beach County all-star game ... Averaged 8.0 ppg senior year ... Hit 40 percent of field goals senior year ... Three-year varsity letterman ... Two-year starter at guard ... Coached by Jose Roca ... Honor roll ... Played water polo, winning second place at state ... Also on track team.

**Personal:** Born Michael Brandon Fernandez April 5, 1995 ... Son of Ilena and Joaquin Novoa and Mike and Constance Fernandez ... Brother to George, Alexander, Cristofer and Michelle Fernandez, and Joaquin Novoa ... Majoring in finance ... First language is Spanish ... Played AAU for Gold Coast: Team Miami ... Recruited by Cornell University.

**Fernandez Season Highs**

**Minutes**  
Season: 2, vs. Loyola, 12/30/13



# JUSTIN HELLER

Senior | Guard | 6-2 | 177

# #12

Boca Raton, Fla. | West Boca Raton Community

**ACC Academic Honor Roll**

**As a Senior (2013-14):** Put on scholarship for his final semester as a Cane ... Scored first two points of the season with a 15-foot jumper vs. Boston College.

**As a Junior (2012-13):** ACC Academic Honor Roll ... Walk on who played in nine games ... In three minutes against Charlotte grabbed three rebounds and scored two points ... Pulled down a board and notched an assist vs. Florida State.

**As a Sophomore (2011-12):** Played in seven games, including four ACC matchups ... Attempted two shots, including one three pointer ... Grabbed a pair of defensive rebounds ... Season highs include one field goal attempt against Boston College and Wake Forest, one three-point attempt vs. Boston College, two rebounds against Appalachian State and two minutes vs. App State ... Book Buster (3.0 GPA)... Athletics Director Honor Roll (3.2 GPA).

**As a Freshman (2010-11):** Walked onto the team... Practiced, but did not see any game time.

**High School:** After transferring to West Boca, played one year of varsity basketball for the Bulls... Among top 30 three-point scorers in Palm Beach County in 2009-10... The Bulls were the only team to beat powerhouse Dwyer, the top-ranked high school in the county, with an 82-73 victory.

**Personal:** Born Justin Ryan Heller on Dec. 26, 1991 ... Son of Neal Heller and Liz Heller ... Brother to Anthony Anderson ... Majoring in business, with aspirations of becoming a CEO... Recruited by American and North Florida ... Nickname is J-Hell.

2011-12				2012-13			
Opposition	P	R	A	Opposition	P	R	A
at Charlotte	0	0	0	Jacksonville	0	0	0
Appalachian St.	0	2	0	Charlotte	2	3	0
at Boston College	0	0	0	at UCF	0	0	1
Virginia Tech	0	0	0	at Hawai'i	0	0	0
Wake Forest	0	0	0	Duke	0	0	0
Boston College	0	0	0	Florida State	0	1	1
Minnesota	0	0	0	Boston College	0	0	0
				North Carolina	0	0	0
				vs. Pacific	0	0	0

**Heller Season / Career Highs**

**Points**  
Season: 2, vs. Boston College, 2/22/14  
Career: 2 (2x) last vs. Boston College, 2/22/14

**Rebounds**  
Season: 1, vs. Loyola, 12/30/13  
Career: 3, vs. Charlotte, 12/14/12

**Assists**  
Season: --  
Career: 1 (2x) last vs. Florida State, 1/27/13

**Steals**

Season: --  
Career: --

**Blocked Shots**

Season: --  
Career: --

**Field Goals**

Season: 1, vs. Boston College, 2/22/14  
Career: 1 (2x) last vs. Boston College, 2/22/14

**Field Goal Attempts**

Season: 1, vs. Boston College, 2/22/14  
Career: 1 (6x) last vs. Boston College, 2/22/14

**Free Throws**

Season: --  
Career: --

**Free Throw Attempts**

Season: --  
Career: --

Career: 2, vs. Charlotte, 12/14/12

**3-Point Field Goals**

Season: --  
Career: --

**3-Point Field Goal Attempts**

Season: --  
Career: 1 (2x) last vs. Florida State, 1/27/13

**Foul Disqualifications**

Season: --  
Career: --

**Minutes**

Season: 2, vs. Loyola, 12/30/13  
Career: 3, vs. Charlotte, 12/14/12

**2013-14 Miami Men's Basketball**  
**University of Miami Combined Team Statistics (as of Mar 01, 2014)**  
**All games**

<b>RECORD:</b>	<b>OVERALL</b>	<b>HOME</b>	<b>AWAY</b>	<b>NEUTRAL</b>
ALL GAMES	15-14	7-8	7-5	1-1
CONFERENCE	6-10	2-6	4-4	0-0
NON-CONFERENCE	9-4	5-2	3-1	1-1

#	Player	gp-gs	min	avg	Total		3-Point		F-Throw		Rebounds				pf	dq	a	to	blk	stl	pts	avg		
					fg-fga	fg%	3fg-fga	3fg%	ft-fta	ft%	off	def	tot	avg										
15	Rion Brown	29-28	1012	34.9	146-343	.426	57-171	.333	87-114	.763	44	135	179	6.2	53	0	65	42	4	25	436	15.0		
25	Garrius Adams	29-29	971	33.5	92-262	.351	26-103	.252	83-123	.675	21	114	135	4.7	55	1	85	53	5	38	293	10.1		
22	Donnavan Kirk	29-28	786	27.1	93-203	.458	12-40	.300	35-58	.603	66	83	149	5.1	59	1	5	36	45	11	233	8.0		
20	Manu Lecomte	29-14	806	27.8	76-178	.427	25-59	.424	54-69	.783	20	41	61	2.1	54	0	67	53	1	16	231	8.0		
35	James Kelly	23-11	454	19.7	64-126	.508	15-34	.441	18-27	.667	24	68	92	4.0	40	0	13	17	11	11	161	7.0		
05	Davon Reed	29-10	619	21.3	61-184	.332	33-96	.344	33-51	.647	11	41	52	1.8	50	0	36	41	4	15	188	6.5		
23	Tonye Jekiri	29-13	588	20.3	50-115	.435	0-0	.000	20-37	.541	56	92	148	5.1	75	5	18	27	22	19	120	4.1		
21	Erik Swoope	27-6	438	16.2	36-77	.468	1-7	.143	37-55	.673	22	44	66	2.4	40	0	13	7	10	9	110	4.1		
04	Raphael Akpejori	21-6	240	11.4	4-13	.308	0-0	.000	9-15	.600	13	26	39	1.9	38	1	2	7	10	1	17	0.8		
12	Justin Heller	4-0	5	1.3	1-2	.500	0-1	.000	0-0	.000	0	1	1	0.3	0	0	0	1	0	0	2	0.5		
03	Steve Sorenson	2-0	2	1.0	0-0	.000	0-0	.000	0-0	.000	0	0	0	0.0	0	0	0	0	0	0	0	0.0		
11	Mike Fernandez	3-0	4	1.3	0-0	.000	0-0	.000	0-0	.000	0	0	0	0.0	0	0	0	3	0	0	0	0.0		
Team											46	44	90											
Total.....		29	5925	623-1503		.415	169-511	.331	376-549	.685	323	689	1012	34.9	464	8	304	295	112	145	1791	61.8		
Opponents.....		29	5925	610-1522		.401	196-561	.349	314-471	.667	311	648	959	33.1	480	4	322	294	78	145	1730	59.7		

<b>TEAM STATISTICS</b>	<b>UM</b>	<b>OPP</b>	<b>Date</b>	<b>Opponent</b>	<b>Score</b>	<b>Att.</b>	
SCORING	1791	1730	11-08-13	ST. FRANCIS BROOKLYN	Lot	62-66	6060
Points per game	61.8	59.7	11-11-13	GEORGIA SOUTHERN	Wot	81-80	4654
Scoring margin	+2.1	-	11-14-13	TEXAS SOUTHERN	W	84-69	4728
FIELD GOALS-ATT	623-1503	610-1522	\$ 11-18-13	at College of Charleston	W	70-54	4018
Field goal pct	.415	.401	11-21-13	UCF	L	58-63	4895
3 POINT FG-ATT	169-511	196-561	& 11-28-13	vs George Washington	Lot	63-71	1966
3-point FG pct	.331	.349	& 11-29-13	at Cal State Fullerton	W	48-46	1857
3-pt FG made per game	5.8	6.8	& 12-01-13	vs Arizona State	W	60-57	6007
FREE THROWS-ATT	376-549	314-471	12-04-13	at Nebraska	L	49-60	15088
Free throw pct	.685	.667	* 12-08-13	VIRGINIA TECH	Lot	60-61	6270
F-Throws made per game	13.0	10.8	12-19-13	at Savannah State	W	68-51	3370
REBOUNDS	1012	959	12-22-13	LA SALLE	W	71-58	4837
Rebounds per game	34.9	33.1	12-30-13	LOYOLA	W	71-48	5166
Rebounding margin	+1.8	-	* 01-04-14	at Syracuse	L	44-49	21839
ASSISTS	304	322	* 01-08-14	at North Carolina	W	63-57	17569
Assists per game	10.5	11.1	* 01-15-14	FLORIDA STATE	L	53-63	7413
TURNOVERS	295	294	* 01-18-14	at Georgia Tech	W	56-42	8072
Turnovers per game	10.2	10.1	* 01-22-14	DUKE	L	46-67	7972
Turnover margin	+0.0	-	* 01-25-14	SYRACUSE	L	52-64	7122
Assist/turnover ratio	1.0	1.1	* 01-29-14	at Maryland	L	71-74	12061
STEALS	145	145	02-01-14	NORFOLK STATE	W	64-49	5127
Steals per game	5.0	5.0	* 02-05-14	PITTSBURGH	Lot	55-59	5053
BLOCKS	112	78	* 02-08-14	NC STATE	L	55-56	6666
Blocks per game	3.9	2.7	* 02-10-14	at Florida State	W	77-73	7641
ATTENDANCE	86613	130337	* 02-15-14	at Virginia Tech	L	45-52	5105
Home games-Avg/Game	15-5774	12-10197	* 02-19-14	NOTRE DAME	W	71-64	5133
Neutral site-Avg/Game	-	2-3986	* 02-22-14	BOSTON COLLEGE	W	69-42	5517
			* 02-26-14	at Virginia	L	40-65	11812
			* 3/1/14	at NC State	W	85-70	13932
<b>Score by Periods</b>	<b>1st</b>	<b>2nd</b>	<b>OT</b>	<b>Totals</b>			
University of Miami	834	920	37	1791			
Opponents	748	929	53	1730			

\$ = Wooden Legacy - Charleston, S.C.  
 & = Wooden Legacy - Anaheim, Calif.  
 \* = Conference game

**2013-14 Miami Men's Basketball**  
**University of Miami Combined Team Statistics (as of Mar 01, 2014)**  
**Conference games**

<b>RECORD:</b>	<b>OVERALL</b>	<b>HOME</b>	<b>AWAY</b>	<b>NEUTRAL</b>
ALL GAMES	6-10	2-6	4-4	0-0
CONFERENCE	6-10	2-6	4-4	0-0
NON-CONFERENCE	0-0	0-0	0-0	0-0

##	Player	gp-gs	min	avg	Total		3-Point		F-Throw		Rebounds				pf	dq	a	to	blk	stl	pts	avg
					fg-fga	fg%	3fg-fga	3fg%	ft-fta	ft%	off	def	tot	avg								
15	Rion Brown	16-15	561	35.1	83-193	.430	37-103	.359	47-64	.734	20	72	92	5.8	31	0	25	18	3	10	250	15.6
25	Garrius Adams	16-16	535	33.4	51-147	.347	15-56	.268	39-67	.582	10	56	66	4.1	30	0	51	24	3	16	156	9.8
20	Manu Lecomte	16-7	456	28.5	44-103	.427	14-35	.400	32-42	.762	12	20	32	2.0	27	0	37	37	0	6	134	8.4
22	Donnavan Kirk	16-15	388	24.3	41-93	.441	9-26	.346	13-23	.565	26	32	58	3.6	31	1	2	18	16	4	104	6.5
21	Erik Swoope	16-6	317	19.8	28-58	.483	0-4	.000	29-42	.690	18	30	48	3.0	29	0	12	4	5	7	85	5.3
05	Davon Reed	16-4	266	16.6	26-86	.302	12-41	.293	16-23	.696	5	20	25	1.6	26	0	6	18	2	5	80	5.0
35	James Kelly	11-3	162	14.7	19-47	.404	6-15	.400	9-12	.750	9	21	30	2.7	17	0	3	7	2	4	53	4.8
23	Tonye Jekiri	16-8	354	22.1	25-63	.397	0-0	.000	15-29	.517	42	57	99	6.2	43	3	11	14	13	13	65	4.1
12	Justin Heller	2-0	2	1.0	1-2	.500	0-1	.000	0-0	.000	0	0	0	0.0	0	0	0	0	0	0	2	1.0
04	Raphael Akpejori	15-6	208	13.9	3-11	.273	0-0	.000	7-13	.538	13	21	34	2.3	29	1	2	6	8	1	13	0.9
11	Mike Fernandez	1-0	1	1.0	0-0	.000	0-0	.000	0-0	.000	0	0	0	0.0	0	0	0	0	0	0	0	0.0
Team											24	31	55				8					
Total.....		16	3250		321-803	.400	93-281	.331	207-315	.657	179	360	539	33.7	263	5	149	154	52	66	942	58.9
Opponents.....		16	3250		330-824	.400	110-311	.354	188-272	.691	180	360	540	33.8	262	3	180	148	48	73	958	59.9

<b>TEAM STATISTICS</b>	<b>UM</b>	<b>OPP</b>	<b>Date</b>	<b>Opponent</b>	<b>Score</b>	<b>Att.</b>
SCORING	942	958	* 12-08-13	VIRGINIA TECH	Lot 60-61	6270
Points per game	58.9	59.9	* 01-04-14	at Syracuse	L 44-49	21839
Scoring margin	-1.0	-	* 01-08-14	at North Carolina	W 63-57	17569
FIELD GOALS-ATT	321-803	330-824	* 01-15-14	FLORIDA STATE	L 53-63	7413
Field goal pct	.400	.400	* 01-18-14	at Georgia Tech	W 56-42	8072
3 POINT FG-ATT	93-281	110-311	* 01-22-14	DUKE	L 46-67	7972
3-point FG pct	.331	.354	* 01-25-14	SYRACUSE	L 52-64	7122
3-pt FG made per game	5.8	6.9	* 01-29-14	at Maryland	L 71-74	12061
FREE THROWS-ATT	207-315	188-272	* 02-05-14	PITTSBURGH	Lot 55-59	5053
Free throw pct	.657	.691	* 02-08-14	NC STATE	L 55-56	6666
F-Throws made per game	12.9	11.8	* 02-10-14	at Florida State	W 77-73	7641
REBOUNDS	539	540	* 02-15-14	at Virginia Tech	L 45-52	5105
Rebounds per game	33.7	33.8	* 02-19-14	NOTRE DAME	W 71-64	5133
Rebounding margin	-0.1	-	* 02-22-14	BOSTON COLLEGE	W 69-42	5517
ASSISTS	149	180	* 02-26-14	at Virginia	L 40-65	11812
Assists per game	9.3	11.3	* 3/1/14	at NC State	W 85-70	13932
TURNOVERS	154	148				
Turnovers per game	9.6	9.3				
Turnover margin	-0.4	-				
Assist/turnover ratio	1.0	1.2				
STEALS	66	73				
Steals per game	4.1	4.6				
BLOCKS	52	48				
Blocks per game	3.3	3.0				
ATTENDANCE	51146	98031				
Home games-Avg/Game	8-6393	8-12254				
Neutral site-Avg/Game	-	0-0				

\$ = Wooden Legacy - Charleston, S.C.  
& = Wooden Legacy - Anaheim, Calif.  
\* = Conference game

<b>Score by Periods</b>	<b>1st</b>	<b>2nd</b>	<b>OT</b>	<b>Totals</b>
University of Miami	437	492	13	942
Opponents	423	517	18	958