



2016-17

BASKETBALL MEDIA GUIDE



713

VICTORIES

25

**ALL-CONFERENCE
HONOREES**

24

1,000-POINT SCORERS

19

POSTSEASON BERTHS

14

20-WIN SEASONS

11

**NCAA TOURNAMENT
APPEARANCES**

9

**ALL-AMERICA
HONOREES**

7

**CONSECUTIVE
POSTSEASON TRIPS**

4

WNBA PLAYERS

3

**CONFERENCE REGULAR
SEASON TITLES**

2

**CONFERENCE PLAYERS
OF THE YEAR**

1

**NATIONAL PLAYER
OF THE YEAR**

TABLE OF CONTENTS

INTRODUCTION

1	Table of Contents
2	2016-17 Schedule
3	Quick Facts
4	Athletics Communications, Marketing, Creative & Video
5	Media Policies
6	Facilities
7	University Administration
8-11	Athletics Administration
12	Roster Breakdowns

COACHES & STAFF

14-16	Head Coach Katie Meier
17-19	Assistant Coaches
20-23	Basketball Staff
24	Support Staff

HURRICANES

26-27	Photo Roster
28-54	Student-Athlete Bios

2015-16 REVIEW

56-61	Box Scores
62	Season Statistics
63	ACC Statistics
64	Postseason Statistics
65	Home Statistics
66	Away Statistics
67	Neutral Site Statistics
68	Team Game-by-Game
69	Opponent Game-by-Game
70	Team Game Highs
71	Team Game Lows
72	Opponent Game Highs
73	Opponent Game Lows
74-75	Player Game-by-Game Highs
76-77	Player Game Highs
78-79	Opponent Player Game Highs
80-81	Category Leaders
82	Player Game-by-Game Points-Rebounds-Assists

HISTORY & RECORDS

84	Conference Tournament History
85	NCAA Tournament History
86	WNIT & AIAW Tournament History
87-90	NCAA Tournament Teams
91-92	WNIT Teams
93-96	Hurricane Honors
97	Team Game Records
98-99	Team NCAA Tournament Game Records
100	Team Season Records & All-Time Streaks
101-102	Individual Career Records
103-104	Individual Season Records
105-106	Individual Game Records
107-108	Individual NCAA Tournament Game Records
108-110	Yearly Leaders
111-113	1,000 Points Club
114-127	All-Time Results
128-130	Series Records
131-145	Series Results
146	Year-by-Year Coaching Records
147-149	Hurricane Letter Winners
150-153	Retired/Honored Jerseys

CREDITS

Compilation: Alex Schwartz, Amy LaBrie, previous Miami athletics communications staff members

Editors: Alex Schwartz, Camron Ghorbi, Kevin Ivany, Amy LaBrie, Tom Symonds, David Villavicencio

Design: Kyle Stopperan, Alex Schwartz, Amy LaBrie

Photography: Issac Baldizon, Zach Beeker, JC Ridley

Printing: Thomas Printworks (Coral Gables, Fla.)

UNIVERSITY OF MIAMI MISSION STATEMENT

The University of Miami's mission is to educate and nurture students, to create knowledge, and to provide service to our community and beyond. Committed to excellence and proud of the diversity of our University family, we strive to develop future leaders of our nation and the world.



TM

2016-17 SCHEDULE

DATE **OPPONENT**
*Kentucky Classic (Lexington, Ky.)*Nov. 11 at Kentucky
Nov. 13 vs. Albany**TIME**7 p.m.
7 p.m.**TV**

SEC Network +

NOV. 16 **CHARLOTTE**

Nov. 20 at St. John's

7 p.m.

7 p.m.

ACC Network Extra

ESPN3

*Miami Thanksgiving Tournament (Coral Gables, Fla.)***NOV. 25** **GRAMBLING STATE****NOV. 27** **FORDHAM/TEXAS TECH****4 p.m.****TBA****ACC Network Extra****ACC Network Extra***ACC/Big Ten Challenge (Columbus, Ohio)*

Dec. 1 at Ohio State

7 p.m.

Big Ten Network

DEC. 4 **OLD DOMINION****DEC. 6** **LOYOLA CHICAGO**

Dec. 16 at FIU

2 p.m.**11 a.m.**

7 p.m.

ACC Network Extra**ACC Network Extra**

C-USA Digital Network

*Miami Holiday Tournament (Coral Gables, Fla.)***DEC. 19** **COPPIN STATE****DEC. 20** **EAST TENNESSEE STATE/MAINE****5 p.m.****TBA****ACC Network Extra****ACC Network Extra****DEC. 29** **FLORIDA STATE ***

Jan. 2 at Pittsburgh *

Jan. 5 at NC State *

JAN. 8 **NOTRE DAME *****JAN. 11** **VIRGINIA TECH ***

Jan. 15 at Louisville *

Jan. 22 at Syracuse *

JAN. 26 **NORTH CAROLINA *****JAN. 29** **BOSTON COLLEGE ***

Feb. 2 at Wake Forest *

Feb. 6 at Florida State *

FEB. 9 **VIRGINIA *****FEB. 12** **CLEMSON ***

Feb. 19 at Duke *

Feb. 23 at Virginia Tech *

FEB. 26 **GEORGIA TECH ***

March 1-5 ACC Tournament (Conway, S.C.)

7 p.m.

7 p.m.

7 p.m.

3 p.m.**7 p.m.**

1:30 p.m.

2:30 p.m.

7 p.m.**1 p.m.**

7 p.m.

7 p.m.

7 p.m.**2 p.m.**

1 p.m.

7 p.m.

1 p.m.**TBA****ACC Network Extra**

ACC Network Extra

ESPN Flex**ACC Network Extra**

ESPN2 or ACC Network Extra

RSN/ACC Network Extra

RSN/ACC Network Extra**ACC Network Extra**

ACC Network Extra

RSN/ACCN Extra

ACC Network Extra**ACC Network Extra**

RSN/ACC Network Extra

RSN/ACC Network Extra

RSN/ESPNU/ESPN2

BOLD CAPS - home game, played at the Watsco Center in Coral Gables, Fla.

* - ACC game

All times Eastern and subject to change

QUICK FACTS

UNIVERSITY INFORMATION

Location	Coral Gables, Fla.
Enrollment	16,818
Founded	1925
Nickname	Hurricanes
Colors	Orange (PMS 1665), Green (PMS 3435) and White
President	Dr. Julio Frenk
Director of Athletics	Blake James
Faculty Athletics Representative	Dr. Marvin Dawkins
Conference	Atlantic Coast Conference
Arena / Capacity	Watsco Center / 7,972
Press Row Phone	305-284-2111
Ticket Office Phone	1-800-60-CANES
Website	www.HurricaneSports.com
Mailing Address	5821 San Amaro Drive, Coral Gables, FL 33146

ATHLETICS ADMINISTRATION

Director of Athletics	Blake James
Deputy AD / Business Operations	Tony Hernandez
Deputy AD / Senior Woman Administrator	Jennifer Strawley
Sr. Associate AD / Communications & Sales	Jason Layton
Sr. Associate AD / Compliance	Craig Anderson
Sr. Associate AD / Development	Jesse Marks
Sr. Associate AD / Facilities & Event Operations	Tim Wise
Associate AD / Academic Services	David Wyman
Associate AD / Athletic Training	Vinny Scavo
Associate AD / Business Operations	Josh Boone
Associate AD / Premium Seating & Corp. Development	Ben Creed
Associate AD / Ticket Sales & Operations	Brent Crank
Assistant AD / Academic Services	Demetreus Darden
Assistant AD / Annual Giving	Emily Boone
Assistant AD / Communications	Tom Symonds
Assistant AD / Compliance & Eligibility	Dan Raben
Assistant AD / Equipment	David Case
Assistant AD / Events & Operations	Michael Turner
Assistant AD / Major Gifts	Chris Cohen
Assistant AD / Student-Athlete Development	Shirelle Jackson
Assistant AD / Ticket Operations	Tim Cavanaugh
Assistant AD / Ticket Sales	Mackie Feinstein

COACHES & STAFF

Head Coach	Katie Meier (Duke, 1989 [B.A.] & 1990 [M.A.]
Record at Miami	207-143 (12th season)
Career Record	283-188 (16th season)
Assistant Coach	Octavia Blue (Miami, 1998)
Assistant Coach	Tia Jackson (Iowa, 1995)
Assistant Coach	Fitzroy Anthony (Palm Beach Atlantic, 2008)
Director of WBB Ops / Coordinator of Recruiting	Lionette Hall
Director of WBB Ops & Special Projects	Margie Gill
Special Assistant	Sarah Smoak
Coordinator of Video Services	Michael Whalen
Coordinator of Program & Player Development	Michaela Mabrey
Athletic Trainer	Natalie Fontela
Strength & Conditioning Coach	Tyler Farwell

TEAM INFORMATION

2015-16 Overall Record	24-9
Home/Away/Neutral	13-3 / 8-3 / 3-3
2015-16 ACC Record / Finish	10-6 / T-5th
Letter Winners Returning / Lost	10 / 1
Starters Returning / Lost	4 / 1
Newcomers	4

PROGRAM HISTORY

First Year of Basketball	1972-73
All-Time Record	713-517 (.580)
All-Time ACC Record	83-97 (.461)
NCAA Tournament Appearances	11 (1989, '92, '93, '98, 2003, '04, '11, '12, '13, '15, '16)
All-Time NCAA Tournament Record	5-11
Last NCAA Tournament Opponent	South Dakota State (2016) L, 74-71 - First Round

2016-17 HURRICANES

RETURNING STARTERS	CL	POS	PPG	RPG	APG
Erykah Davenport	Jr.	F/C	6.2	5.2	0.4
Keyona Hayes	RSr.	F	9.1	5.5	1.5
Adrienne Motley	Sr.	G	15.7	3.6	2.5
Jessica Thomas	Sr.	G	11.7	3.7	3.6

KEY RETURNERS	CL	POS	PPG	RPG	APG
Laura Cornelius	So.	G	5.7	2.0	2.5
Nigia Greene	Sr.	G	2.9	0.6	0.4
Keyanna Harris	Jr.	F	2.9	1.9	0.6
Emese Hof	So.	F/C	8.6	5.5	0.7
Khaila Prather	Jr.	F	1.9	2.7	0.2
Zada Williams	So.	F/C	1.8	1.6	0.3

KEY LOSSES	POS	PPG	RPG	APG
Michelle Woods (<i>graduation</i>)	G	6.5	3.6	3.1

RETURNING NUMBERS	AVG.	PCT.
Points	64.2	.908
Rebounds	36.1	.908
Assists	12.5	.804
Blocks	3.1	.904
Steals	8.4	.866
Starts	132/165	.800

NEWCOMERS	POS	HT	CL
Shaneese Bailey	G/F	5-9	RJr.
Serena-Lynn Geldof	C	6-6	Fr.
Sarah Mortensen	G/F	6-1	Fr.
Neydja Petithomme	G	5-8	Jr.

COMMUNICATIONS

Assistant Director of Communications (WBB)	Alex Schwartz
Cell: 609-802-3674	Email: alexschwartz@miami.edu
Assistant AD / Communications	Tom Symonds
Cell: 305-240-9142	Email: symonds@miami.edu
Associate Director of Communications	Amy LaBrie
Cell: 813-410-1194	Email: labrie@miami.edu
Assistant Director of Communications	Camron Ghorbi
Cell: 786-877-7329	Email: c.ghorbi@miami.edu
Assistant Director of Communications	David Villavicencio
Cell: 786-999-3739	Email: davidv@miami.edu
Communications Assistant	Kevin Ivany
Cell: 848-480-3783	Email: ksi9@miami.edu

SOCIAL MEDIA ACCOUNTS

Official Women's Basketball	Twitter: @CanesWBB
	Facebook: /CanesWBB
	Instagram: @CanesWBB
Official Athletics	Twitter: /MiamiHurricanes
	Facebook: /MiamiHurricanes
	Instagram: @MiamiHurricanes
Blake James, Director of Athletics	Twitter: @CanesAllAccess
Sebastian the Ibis	Twitter: @UM_Sebastian

ATHLETICS COMMUNICATIONS, MARKETING, CREATIVE & VIDEO

COMMUNICATIONS STAFF

JASON LAYTON Senior Associate AD / Communications & Sales
 Alma Mater: St. Leo, 1999 Twitter: @laytonjason
 Office: 305-284-3231 Cell: 786-570-2637
 E-mail: jlayton@miami.edu

TOM SYMONDS Assistant AD / Communications
 Responsibilities: Football¹, Golf
 Alma Mater: Ohio State, 2005 Twitter: @Tom_Symonds
 Office: 305-284-3248 Cell: 305-240-9142
 E-mail: symonds@miami.edu

AMY LaBRIE Associate Director / Communications
 Responsibilities: Men's Basketball, Men's Tennis
 Alma Mater: Alaska Fairbanks, 2002 Twitter: @CanesHoops
 Office: 305-284-3241 Cell: 813-410-1194
 E-mail: labrie@miami.edu

CAMRON GHORBI Assistant Director / Communications
 Responsibilities: Baseball, Swimming & Diving, Football²
 Alma Mater: Miami, 2011 Twitter: @CamronGhorbi
 Office: 305-284-3230 Cell: 786-877-7329
 E-mail: c.ghorbi@miami.edu

ALEX SCHWARTZ Assistant Director / Communications
 Responsibilities: Women's Basketball, Soccer, Women's Tennis, Football⁴
 Alma Mater: Miami, 2013 Twitter: @AlexJSchwartz
 Office: 305-284-3249 Cell: 609-802-3674
 E-mail: alexschwartz@miami.edu

DAVID VILLAVICENCIO Assistant Director / Communications
 Responsibilities: Volleyball, Track & Field, Cross Country, Rowing, Football³
 Alma Mater: Miami, 2009 @dvillavicencio6
 Office: 305-284-3244 Cell: 786-999-3739
 E-mail: davidv@miami.edu

KEVIN IVANY Assistant / Communications
 Alma Mater: Ithaca, 2016 Cell: 848-480-3783
 E-mail: ksi9@miami.edu

MARKETING STAFF

LINDY SPARBY Director / Marketing
 Alma Mater: Concordia College, 2006 Twitter: @LindySparby
 Office: 305-284-2676 E-mail: l.sparby@miami.edu

JASON FRANKO Associate Director / Marketing & Sales
 Alma Mater: Villanova, 2007 Twitter: @JasonFrankoUM
 Office: 305-284-9484 E-mail: j.franko@miami.edu

ALEJANDRO RENGIFO Assistant Director / Marketing
 Alma Mater: Miami, 2012 Twitter: @a_rengifo1
 Office: 305-284-3242 E-mail: a.rengifo@miami.edu

DANIELLE WHITE Assistant Director / Marketing
 Alma Mater: UCF, 2014 Twitter: @danielle.whitee
 Office: 305-284-3382 E-mail: dnwhite@miami.edu

CREATIVE SERVICES STAFF

TIM BROGDON Assistant Director / Digital Strategy
 Alma Mater: Colorado State, 2012 Twitter: @timdanbrog
 Office: 305-284-1736 E-mail: tbrogdon@miami.edu

LEO RAMOS Graphic Designer
 Alma Mater: Miami, 2012 Twitter: @LeoRamos82
 Office: 305-284-3238 E-mail: lramos1@miami.edu

KYLE STOPPERAN Graphic Designer
 Alma Mater: Colorado State, 2001 Twitter: @KyleStopperan
 E-mail: kstopperan@miami.edu

TAYLOR LYNN Assistant / Digital Media
 Alma Mater: Miami, 2016 Twitter: @TaylorLynnUM
 E-mail: t.lynn2@miami.edu

AUSTIN SAPIN Assistant / Digital Media
 Alma Mater: Miami, exp. 2017 Twitter: @AustinSapin
 E-mail: a.sapin@miami.edu

VIDEO STAFF

DREW THOMAS Director / Production Services
 Alma Mater: Marquette, 2007
 Office: 305-284-3087 E-mail: d.thomas4@miami.edu

SHADÉ OLASIMBO Manager / Production Services
 Alma Mater: Penn State, 2012 Twitter: @FCOlasimbo
 Office: 305-284-9232 E-mail: olasimbo@miami.edu

CATALINA GUTIERREZ Video Production Specialist
 Alma Mater: UCF, 2013 Twitter: @sportsvideogirl
 Office: 305-284-2972 E-mail: catalinagutierrez@miami.edu

KC HAHEY Video Production Specialist
 Alma Mater: Washington & Jefferson, 2005 Twitter: @SpecialKTwoSix
 Office: 305-284-9823 E-mail: kch49@miami.edu

ANTHONY LESTOCHI Video Production Specialist
 Alma Mater: Penn State, 2015 Twitter: @deafaudioPhile
 Office: 305-284-9822 E-mail: axl936@miami.edu

JIMMIE NELSON Video Production Specialist
 Alma Mater: USF, 2013 Twitter: @KingNelsonIV
 Office: 305-284-9816 E-mail: jnelson4@miami.edu

MEDIA POLICIES

COVERING THE HURRICANES

Interview requests for women's basketball student-athletes and coaches must be submitted to assistant director of athletics communications Alex Schwartz (alexschwartz@miami.edu) in all instances. Schwartz and the Miami communications staff will make every effort to schedule a time to accommodate those requests, based on time constraints and academic/meeting obligations.

LIVE BROADCASTS

It is not permissible for any non-rights holder to broadcast over the air, stream over the internet (audio or video), or transmit in any other way, any live event without the consent of the University of Miami athletics department. Live events include varsity contests, press conferences (including but not limited to weekly scheduled and postgame press conferences) and any other group media availability. Exceptions may be made for any major news-breaking event. Failure to follow this policy will result in having credentials revoked.

ARCHIVING OF EVENT AUDIO/VIDEO

It is not permissible for any non-rights holder to post, place, broadcast, or make available in any other way, audio or video event content that exceeds three (3) minutes in length. Events are defined as varsity contests, press conferences and any other group media availability. Archiving may not begin until the conclusion of the entire event. It is not permissible to reuse or post any video produced and/or owned by the University of Miami athletics department without the consent of the university.

PHOTOGRAPHY

Miami follows NCAA and ACC rules regarding media representatives photographing games. Only properly credentialed photographers will be allowed in the designated photo areas of the Watsco Center as specified by the NCAA and ACC.

NO photographers will be permitted to shoot from the sidelines. All photographers must remain in the Watsco Center's designated photo areas along the baselines. Photo credentials are subject to revocation by the Miami athletics communications office at any time.

MEDIA CREDENTIALS

Requests for working media and photo credentials should be submitted to Alex Schwartz at alexschwartz@miami.edu by sports editors or sports directors of accredited media outlets. Requests should be made as early as possible and should be limited to working media only. Requests made within two days of the game may not be considered.

UNAUTHORIZED CREDENTIAL USE

Credentials will be issued to working media only. Media credentials are not transferable and use by anyone other than members of the working media is unauthorized. Media credentials used in an unauthorized manner will be revoked immediately. News organizations allowing unauthorized individuals to use credentials will have their credentials revoked for the remainder of the year.

QUESTIONS?

Please contact Alex Schwartz via email at alexschwartz@miami.edu or by phone at 305-284-3249 (office) or 609-802-3674 (cell) with any questions about the University of Miami women's basketball team.



FACILITIES




Watsco Center

The Watsco Center is the 200,000-square foot, 7,972-seat arena that is home to the University of Miami men's and women's basketball teams. The Hurricanes played their first game in the arena Jan. 15, 2003 against Boston College. Since then, Miami has defeated three top-five teams in the building and hosted postseason WNIT games. The arena was called the BankUnited Center until October 2016.

Watsco, Inc., based in Miami, is traded on the New York Stock Exchange and is the largest distributor of air conditioning, heating and refrigeration products with annual sales of more than \$4 billion, 5,000 employees and 563 locations throughout North America. Watsco has provided funding to the University since the 1990s through its "Watsco's Kids" program, providing children in the community free access to performance arts, sports and other events at the University.

Since its opening, the Watsco Center has hosted a number of memorable events and sold-out shows, including Green Day, Coldplay, John Mayer, Drake, The Fray and Barry Manilow, as well as being the setting for televised events and award shows such as the 2004 Presidential Debates, Unplugged featuring Ricky Martin and Thalia, Premio Lo Nuestro, Premios Juventud, Billboard's Latin Music Awards and, most recently, The X Factor. The venue has also welcomed world-renowned figures and politicians, including His Holiness the Dalai Lama, former President Bill Clinton, current President Barack Obama, former Secretary of State Hillary Clinton and Senator John McCain.



Fieldhouse

The 29,000-square foot on-campus practice facility that is conveniently located adjacent to the Watsco Center opened in March of 2009. The facility houses a pair of full-sized basketball courts with 14 baskets, as well as a multi-purpose room to host a variety of events. Miami basketball players have access to the secure facility 24 hours per day, allowing the Hurricanes court time at any time all year around.

The Hurricanes use the facility for both conditioning and practice sessions, as well as for individual workouts and pick-up games. The Fieldhouse was also honored for its sustainability components, earning the LEED Gold designation, established by the U.S. Green Building Council & verified by the Green Building Certification Institute.

**DR. JULIO FRENK**

UNIVERSITY PRESIDENT
UNIVERSIDAD NACIONAL
AUTÓNOMA DE MÉXICO, 1979

Dr. Julio Frenk, a noted leader in global public health and a renowned scholar and academic, was named the sixth president of the University of Miami in April 2015. He assumed his leadership post on August 16, 2015.

Prior to joining the University of Miami, Dr. Frenk was Dean of the Faculty at the Harvard T.H. Chan School of Public Health since January 2009. While at Harvard, he was also the T & G Angelopoulos Professor of Public Health and International Development, a joint appointment with the Harvard Kennedy School of Government.

Dr. Frenk served as the Minister of Health of Mexico from 2000 to 2006. He pursued an ambitious agenda to reform the nation's health system and introduced a program of comprehensive universal health insurance, known as Seguro Popular, which expanded access to health care for tens of millions of uninsured Mexicans.

Dr. Frenk was the founding director-general of the National Institute of Public Health in Mexico, one of the leading institutions of health education and research in the developing world. In 1998 Dr. Frenk joined the World Health Organization (WHO) as executive director in charge of Evidence and Information for Policy, WHO's first-ever unit explicitly charged with developing a scientific foundation for health policy to achieve better outcomes.

He also served as a senior fellow in the global health program of the Bill & Melinda Gates Foundation and as president of the Carso Health Institute in Mexico City. He is the founding chair of the board of the Institute for Health Metrics and Evaluation at the University of Washington. He also co-chaired the Commission on the Education of Health Professionals for the 21st Century, which published its influential report in the leading journal *The Lancet* in 2010, triggering a large number of follow-up initiatives throughout the world.

Dr. Frenk holds a medical degree from the National Autonomous University of Mexico, as well as a master of public health and a joint doctorate in Medical Care Organization and in Sociology from the University of Michigan, Ann Arbor. He has been awarded honorary doctorates from several institutions of higher learning. In September of 2008, Dr. Frenk received the Clinton Global Citizen Award for changing "the way practitioners and policy makers across the world think about health."

He is a member of the U.S. Institute of Medicine, American Academy of Arts and Sciences, and National Academy of Medicine of Mexico.

In addition to his scholarly works, which include more than 140 articles in academic journals, as well as many books and book chapters, he has written two best-selling novels for youngsters explaining the functions of the human body.

**DR. MARVIN DAWKINS**

FACULTY REPRESENTATIVE
EDWARD WATERS COLLEGE, 1970

Dr. Marvin Dawkins, a distinguished professor in the Department of Sociology at the University of Miami, is in his fifth year as the Faculty Athletics Representative. He was named to the post in April 2012, replacing Clyde McCoy after his 17 years of service in that role.

In his FAR post, Dawkins is responsible for ensuring the academic integrity of students participating in University athletic programs and helping to oversee institutional control of the Department of Athletics. The Faculty Athletics Representative serves as a liaison between the University and the athletic department. This individual is the University's voting delegate to the ACC and represents UM with the NCAA and ACC.

Dawkins received his doctorate from Florida State and completed his postdoctoral research fellowships at Howard University and The Johns Hopkins University. He previously served on the faculties of the University of Maryland, Old Dominion University and the University of Wisconsin-Parkside.

His research focuses on issues of race and social equity in such areas as education, career aspirations and mobility, substance abuse prevention, and sports. He has published widely in these areas, including his most recent article titled "Race and Pathways to Power in the National Football League" (with Jomills H. Braddock and Erica Smith), which appears in *American Behavioral Scientist* (2012). His research on golf includes book chapters, scholarly articles, and the book *African American Golfers During the Jim Crow Era* (Praeger 2000), coauthored with Graham C. Kinloch. Dawkins was recently appointed to the United States Golf Association Museum Committee and is currently completing a study on the media treatment of black golfers from the Jim Crow era to the present.

ATHLETICS ADMINISTRATION

**BLAKE JAMES**

DIRECTOR OF ATHLETICS
MINNESOTA STATE-MANKATO, 1992

Since taking over as the University of Miami's Director of Athletics in 2013, Blake James has led a transformation at Miami on the field, in student-athlete support, in facilities and in student academic achievement.

In 2015-2016, Miami was the only school in NCAA Division I athletics to have its football team play in a bowl game, men's and women's basketball teams reach the NCAA tournament and baseball team advance to the College World Series. Overall, Miami had 10 sports programs advance to postseason competition to secure its highest finish in the Learfield Directors' Cup standings in twelve years, an indication of broad-based athletic department success.

Miami sold out its entire men's basketball season ticket allotment in 2015-2016, marking the first time in Hurricane athletics history that a team has sold out on a season-ticket basis. For fans who chose to watch the Canes on media platforms, the Hurricanes' live streaming video platform took a giant leap, as Miami aired more than 115 live events on ESPN3 – a figure that ranked first among all ACC schools.

In the classroom, three Miami teams were honored nationally for being among the top 10 percent in the Academic Progress Rates (APR) during the 2015-2016 academic year. In addition, eight Hurricane teams scored 990 or better out of a possible 1,000 points – men's cross country (1000), men's diving (1000), men's tennis (991), golf (1000), soccer (991) and women's swimming (996), women's tennis (992) and women's track and field (994).

In the department's continuing efforts to better support student-athletes and coaches, the Miami Hurricane Club set an all-time annual fund record of \$12 million raised for the Student-Athlete Excellence Fund—an increase of 21 percent over the prior year. The Hurricane Club also announced a record 8,100 active members in May 2016, an 80 percent increase in active membership since 2010.

Under James' leadership, Miami has completed several facility enhancements, beginning with the opening of the Schwartz Center for Athletic Excellence, the completion of the student-athlete training table, fueling station, dining hall, new artificial and natural playing surfaces and lights on the Greentree Practice Fields and a center-hung scoreboard inside the Hurricanes' basketball arena. Prior to the 2015 athletics season, James was instrumental in helping Miami strike one of the largest apparel deals in the country with adidas.

Prior to being named AD, James served Miami athletics in the roles of Interim AD and Senior Associate AD for Development and Ticket Operations, where he oversaw the day-to-day operations of development, ticket sales and ticket operations. He also was a member of the Hurricanes' senior staff and provided sport supervision.

James came to UM after spending seven years the University of Maine, where he first served as Senior Associate Athletic Director before serving as Director of Athletics from 2005 to 2010. During his tenure at Maine, athletics experienced tremendous success, including three trips to the Frozen Four for the men's ice hockey program and NCAA playoff berths

for football, baseball (two), women's basketball and softball. Additionally, James implemented a comprehensive \$17 million facility improvement plan, which included an indoor practice facility and numerous other facility upgrades and renovations. Academically, the program flourished, earning the conference academic cup twice and student-athletes maintaining better than a 3.0 GPA.

Prior to his stint at Maine, James worked in athletic development at Providence College, where he established the "Friars Forever" campaign and the Friar Athletic Fund.

James is no stranger to South Florida, beginning his athletic career with the University of Miami, working in ticket sales, corporate sales and athletic development. In 1995, he was hired as Miami's Director of Ticket Sales, serving in that capacity until 1997, when he was named an athletic development officer at the University of Nebraska. He returned to Miami in 1998 as the Director of Major Gifts and Corporate Sales and was promoted to the Director of Athletic Development at Miami in 2000 before moving on to Providence in 2002.

James graduated from Minnesota State University - Mankato with a Bachelor's Degree in Marketing in 1992 and later received his Master's degree in Sports Administration from St. Thomas University in 1994.

He and his wife, Kelly, have two children: daughter, Haley, and son, Ryan.



TONY HERNANDEZ

DEPUTY DIRECTOR OF ATHLETICS
MIAMI, 1997

Tony Hernandez, joined the University of Miami Athletic Department in 1998 and is currently the Deputy Director of Athletics. In his role, he oversees the following operations and sports:

- Financial and Business Operations
- Human Resources
- Ticket Operations
- Equipment Room
- Video Services
- adidas Relations
- Legal/Contractual Matters
- Men's Basketball
- Baseball
- Track and Field

Hernandez joined the University of Miami athletics department in February of 1998 as a graduate assistant in academic services. He was hired full-time in 1999 as a compliance coordinator, subsequently being promoted to director of compliance in 2002, assistant AD for compliance in 2004, associate AD for compliance in 2005 and senior associate AD in 2007. In 2005, he also served as the interim associate AD for development and has served as the interim associate AD for external affairs on two separate occasions. During his term as interim associate AD for development, the Hurricane Club exceeded its annual giving budgetary goal by nearly ten percent.

By request of former President Donna E. Shalala, Hernandez served as Miami's Acting Athletic Director for almost two months, following Kirby Hocutt's departure to take the position of Director of Athletics at Texas Tech in February 2011.

In addition to his work at UM, Hernandez has been involved at the conference and national level. He is currently serving or has previously served on the following committees:

- NCAA Student-Athlete Reinstatement Committee
- NCAA Amateurism Cabinet
- ACC Finance Committee
- Past President of the National Association of Athletic Compliance (NAAC)

- Division I-A Athletic Directors' Compliance Task Force
- NCAA Academics/Eligibility/Compliance Cabinet
- ACC Constitution and Bylaws Committee
- Chair of the NCAA Initial-Eligibility Waivers Sub-Committee

He is also an adjunct professor for Sports Law in the School of Education at Miami and has served as an adjunct faculty member at Florida Atlantic University.

Hernandez earned both a law degree and a bachelor's of business administration in finance from the University of Miami. He is a member of Iron Arrow, the highest honor attainable at UM, and served a term as president. He is married to the former Melissa Schumacher and they have two sons, Anthony Jr. and Austin.



JENNIFER STRAWLEY

DEPUTY DIRECTOR OF ATHLETICS
SENIOR WOMAN ADMINISTRATOR
PENNSYLVANIA, 1998

Jennifer Strawley joined the University of Miami on June 18, 2012 and currently serves as Deputy Director of Athletics and Senior Women's Administrator.

As a member of the department's executive leadership team, Strawley provides strategic direction for the department and assists the Director of Athletics with the day-to-day operations. She is the sport administrator for football, women's basketball and women's tennis. She leads the department's strategic planning initiatives, policy development and implementation, coordination of department and coaches meetings and gender equity and inclusion initiatives. Strawley oversees the areas of sports medicine, student-athlete drug testing, academic services, compliance, student-athlete development, and serves as a liaison to various campus groups, as well as to the ACC and the NCAA.

Strawley played a key role in the hiring of head football coach Mark Richt, serving on the selection committee. In addition, she was instrumental in the development of Miami's Celebration of Women's Athletics and spearheaded the department's "It's on Us Campaign."

Actively engaged in intercollegiate athletics nationally, Strawley has served on various committees within the NCAA and the ACC. Strawley currently serves on the ACC television committee, the ACC women's basketball foresight committee, the ACC equity committee, the ACC women's tennis committee, the ACC infractions and sportsmanship review committee, the ACC football schedulers group, the NCAA Division I council football recruiting ad hoc working group and the NCAA Division I women's basketball oversight advancement committee.

Prior to UM, Strawley concluded her second tour with the NCAA as the director of academic and membership affairs. In this role, Strawley was instrumental in providing leadership in the areas of academic governance and development of academic policy. She was the staff liaison to the NCAA Division I Committee on Academic Performance and the NCAA Division I Academic Cabinet. Strawley served on the senior management team and was involved in a variety of other internal operations, including coordinating the internal operations for the department's senior management team.

Strawley rejoined the NCAA after serving as the associate athletics director for intercollegiate sport programs and senior woman administrator at Columbia University from 2007-10. While at Columbia, she oversaw numerous varsity sport programs including football and was the athletics program liaison for gender equity and diversity initiatives. Strawley was a member of the department's executive management team.

Prior to her tenure at Columbia, Strawley was the director of membership services and student-athlete reinstatement at the NCAA. In this role, she provided oversight of the student-athlete reinstatement process and was instrumental in the implementation of the student first philosophy. Strawley served as a liaison to numerous NCAA committees and task forces, including the NCAA Divisions I, II and III student-athlete reinstatement committees, the NCAA olympic sports liaison committee, and the working group appointed to review trends in initial eligibility.

Strawley first joined the NCAA in 1998 as an enforcement services intern. She is a 1998 graduate of the University of Pennsylvania where she earned her bachelor of arts degree in history. During her time at Pennsylvania, she was a two-year captain for the Quakers' softball team. Strawley was inducted into the William Tennent High School Athletics Hall of Fame in January of 2014.

ATHLETICS ADMINISTRATION

**CRAIG ANDERSON**

**SENIOR ASSOCIATE AD
COMPLIANCE**
PITTSBURGH, 2005

Craig Anderson begins his second year as the department's Senior Associate Athletic Director for Compliance in 2016.

In his current capacity, Anderson oversees the Hurricanes' five-person compliance office and serves as the departmental liaison between the NCAA and all rules educational matters.

Anderson was hired as associate AD for compliance at the University of Miami on Feb. 27, 2013. He came to UM after spending three years as the assistant AD for compliance at NC State.

At UM, Anderson is responsible for managing all aspects of the compliance unit's effort, including educating the athletics department and university staff, boosters, coaches and student-athletes about NCAA and ACC regulations. In addition, he is responsible for overseeing the compliance monitoring systems related to recruiting, certification and eligibility. Anderson is also the sport supervisor for the women's golf program.

At NC State, he was charged with many roles, including monitoring all amateurism and eligibility issues, serving as the liaison to the academic support program for student-athletes, monitoring all initial eligibility/continuing eligibility processes and conducting NCAA rules education for coaches, staff, boosters and general public.

Before moving to NC State, Anderson served in a nearly three-year role as director of compliance at the University of Virginia from September 2007-July 2010. While in Charlottesville, Va., he assisted with eligibility process, interpreted and researched NCAA rules for coaches and institutional staff members, monitored camps and clinics for all sports, coordinated annual coaches certification exams and coordinated transfer issues.

Anderson began his career as an assistant director of compliance, spending 14 months at UNLV from July 2006-September 2007.

A native of Painted Post, N.Y., Anderson graduated from the University of Pittsburgh in 2005 with a bachelor's degree in political science. A year later, he graduated from Marshall University with a master's degree in athletic administration.

**JASON LAYTON**

**SENIOR ASSOCIATE AD
COMMUNICATIONS & SALES**
SAINT LEO, 1999

Jason Layton joined the University of Miami in December of 2014 as the department's Senior Associate Athletics Director for Communications and Sales.

In his current position, Layton is responsible for managing the department's ticket sales, marketing, communications, website and social/digital media areas.

Layton's primary focus centers on generating revenue through ticket sales, marketing, corporate sponsorships, promotions and licensing and multi-media rights.

Since his arrival, Miami has already seen exceptional growth in ticket sales and digital streaming with ESPN3.

Under his watch, Miami has seen an increased level of season ticket sales in football and men's basketball, while transitioning to a new ticketing system in Paciolan.

Under Layton's guidance, Miami sold out its entire 2015-16 men's basketball season ticket allotment, marking the first time in Hurricane athletics history that a team has sold out its entire season ticket allotment.

Layton also serves as the primary point of contact with ESPN in establishing the department's new digital network. During the 2015-16 athletics campaign, Miami aired more than 115 live events on ESPN3 – a figure that ranked first among all ACC schools.

Layton, a Florida native, arrives in Miami after spending the previous two years at Colorado State University where he served as the department's Senior Associate Athletics Director for Sales and Marketing.

During his time in Fort Collins, Colorado, Layton's ticket sales plans drove double-digit increases in football, volleyball, men's basketball and women's basketball revenue and tickets sold.

In addition, Layton managed the implementation of the Mountain West Digital Network for CSU online streams, which achieved more than 70,000 views during its first year.

His oversight of CSURams.com saw a complete redesign. Under Layton's redesign, CSURams.com included a fan loyalty rewards program that rewarded fans for social activity, ticketing attendance and sponsorship engagement.

Before his arrival at Colorado State, Layton spent 13 years with the Tampa Bay Buccaneers. In his 13 years with the club, he handled a variety of responsibilities from ticketing and luxury suite operations to advertising and business management.

Layton began his career with the Buccaneers as a customer service representative in 1999 before elevating to the role of senior director of business administration in 2011.

A native of Florida, Layton received his bachelor's and master's degrees from Saint Leo University in Saint Leo, Fla.



JESSE MARKS

**SENIOR ASSOCIATE AD
DEVELOPMENT**
MIAMI, 2005, 2008

Jesse Marks was promoted to Senior Associate Athletic Director for Development in August 2016. He was previously promoted to associate AD for development in November 2012 following two years as assistant AD for major gifts.

Under the guidance of Director of Athletics Blake James, Marks is responsible for all development operations for the department of athletics, including campaign oversight, major giving, annual fund, donor stewardship, event hospitality and coordination with central advancement efforts.

Since Marks' arrival in 2010, the Hurricane Club has seen significant growth in major giving and annual giving participation. Following the department's restructure in 2010, the Hurricane Club's development results have increased significantly across the board. Major giving is up more than 70 percent since 2010, including eight gifts over \$1 million and more than 35 gifts in excess of \$250,000 or more. In 2013, UM opened the fully funded \$18-million, 30,000-square foot Schwartz Center for Athletic Excellence featuring new football, academic and athletic training facilities as well as a Gallery of Champions showcasing the proud championship tradition of UM athletics. Additionally in 2013, the newly created Football Victory Fund raised over \$3 million to enhance the football practice facilities including new artificial and grass fields, new lighting and a training table dining hall for all 400 plus student-athletes.

Annual giving has also seen unprecedented growth through extensive marketing, philanthropic re-branding and digital strategy. Since 2010, Hurricane Club membership has increased by more than 84 percent to an all-time record of 8,076 active members. The Hurricane Club is consistently recognized nationwide for their use of cutting edge technology and unique campaigns to drive annual support.

Marks has been a part of two major capital campaigns at the University of Miami. The Momentum Campaign (2000-2008) which raised more than \$1 billion for the University. Athletics exceeded its goal of \$68 million and raised more than \$85 million dollars. Currently, Marks is leading athletics efforts for university wide \$1.6 billion Momentum2 Campaign. UM Athletics has raised over \$110 million to date and is on pace to exceed their goal of \$125 million by the end of 2016.

Prior to his return to UM Athletics, Marks served as assistant director of development at Wake Forest University, where he managed relationships for over 150 athletic donors in the southeast, including South Carolina, Georgia, North Carolina and Florida. Prior to Wake Forest, Marks was as assistant athletics director for development at Florida International University, where he managed all fundraising operations related to the opening of their new football stadium in 2008.

Marks is an active member of the National Association of Athletic Development Directors (NAADD) and is an adjunct professor in the school of education sports administration program teaching sport promotions and sales.

A two-time Miami graduate, Marks earned his bachelor's degree in 2005 and his master's degree in 2008.



TIM WISE

**SENIOR ASSOCIATE AD
FACILITIES & EVENT OPERATIONS**
SOUTH CAROLINA, 1996

Tim Wise is in his fifth year as the Senior Associate Athletic Director for Facilities and Event Operations at the University of Miami. Wise joined the UM staff in June 2012.

Wise has oversight of the following areas:

- Facilities and Maintenance Services
- Capital Projects/Construction
- Facilities Master Planning
- Event Management and Guest Services
- Camps/Clinics
- Risk Management
- Information Technology
- Watsco Center Liaison
- Hard Rock Stadium Liaison
- Marching Band Liaison
- Rowing and Soccer
- Strength and Conditioning

Wise, who has more than 18 years of experience in college athletics as an event manager, facilities director and administrator, was hired by the University of Wisconsin athletics department as assistant AD for events and facilities in August, 2008. In January 2012, he was named interim associate AD and elevated to the senior management team with additional oversight of the University Ridge Golf Course and \$125 million in capital projects.

Wise also had supervisory oversight of the UW Athletics event management, facilities, food and beverage and guest services units and oversaw an annual budget of approximately \$15 million. He also served in a lead role in administrative coordination of UW Athletics concerts, summer camps and event parking.

Wise served as the director of facility maintenance at the University of Connecticut from August 2005 to August 2008. He oversaw daily operations of athletic facilities, projects and event operations as the assistant athletics director for facilities and operations at Eastern Michigan University from November 2003 to June 2005.

Wise was hired as the athletics event manager at the University of Denver in August 2000 and promoted to the director of athletics events in August 2001 and served in that role until October 2003. Prior to his time at Denver, Wise was the event services manager at The Ohio State University's Schottstein Center.

Wise was an event operations manager intern at Michigan State University from August 1998 to May 1999. His first position upon graduation from college was as a conference coordinator at the University of South Carolina from December 1996 to January 1998.

Wise has extensive experience working at NCAA and conference championship events. At Wisconsin he served on the department's diversity integration group and was the representative to the city of Madison and UW campus joint southeast campus area committee. In the past, he served on Connecticut's environmental compliance team as well as the school's Environmental Policy Advisory council. He also served on the NCAA Woman of the Year selection committee and the NCAA minority opportunities and interests committee, three years as the vice chair. Wise earned the University of Denver Center for Multicultural Excellence Outstanding Staff Award in 2002-03.

He is a member of the Collegiate Event and Facility Management Association and was named to the board of directors in September 2011. Wise is currently serving as the president of the association for 2015-16 and was previously first vice president 2014-15, second vice president 2013-14, and third vice president 2012-13. Wise also has membership in the Minority Opportunities Athletic Association, the National Association of Collegiate Directors of Athletics and the Stadium Managers Association.

Wise is a 1996 graduate of the University of South Carolina with a bachelor's degree in business administration and earned a master's degree in human performance and sport studies from the University of Tennessee in 1998.

ROSTER BREAKDOWNS

NUMERICAL ROSTER

NO.	NAME	POS	HT	CL	HOMETOWN / LAST SCHOOL
0	Keyanna Harris	F	6-0	Jr.	Riviera Beach, Fla. / William T. Dwyer
1	Laura Cornelius	G	5-8	So.	Groningen, Netherlands / Caland Lyceum
3	Jessica Thomas	G	5-6	Sr.	Gainesville, Fla. / Buchholz
4	Shaneese Bailey	G/F	5-9	RJr.	Callahan, Fla. / Florida Atlantic / University Christian School
5	Nigia Greene	G	5-10	Sr.	Atlanta, Ga. / St. Francis
12	Sarah Mortensen	G/F	6-1	Fr.	Copenhagen, Denmark / Long Island Lutheran (N.Y.)
15	Neydja Petithomme*	G	5-8	Jr.	Boca Raton, Fla. / Auburn / Grandview Prep
20	Keyona Hayes	F	6-1	RSr.	Marietta, Ga. / St. Francis
21	Emese Hof	F/C	6-3	So.	Utrecht, Netherlands / Caland Lyceum
22	Zada Williams	F/C	6-2	So.	Babson Park, Fla. / Lake Wales
23	Adrienne Motley	G	5-9	Sr.	Newport News, Va. / Woodside
25	Khaila Prather	F	6-1	Jr.	Upper Marlboro, Md. / Riverdale Baptist
30	Erykah Davenport	F/C	6-2	Jr.	Decatur, Ga. / Tucker
51	Serena-Lynn Geldof	C	6-6	Fr.	Ostend, Belgium / KA Redingenhof Leuven

ALPHABETICAL ROSTER

NO.	NAME	POS	HT	CL	HOMETOWN / LAST SCHOOL
4	Shaneese Bailey	G/F	5-9	RJr.	Callahan, Fla. / Florida Atlantic / University Christian School
1	Laura Cornelius	G	5-8	So.	Groningen, Netherlands / Caland Lyceum
30	Erykah Davenport	F/C	6-2	Jr.	Decatur, Ga. / Tucker
51	Serena-Lynn Geldof	C	6-6	Fr.	Ostend, Belgium / KA Redingenhof Leuven
5	Nigia Greene	G	5-10	Sr.	Atlanta, Ga. / St. Francis
0	Keyanna Harris	F	6-0	Jr.	Riviera Beach, Fla. / William T. Dwyer
20	Keyona Hayes	F	6-1	RSr.	Marietta, Ga. / St. Francis
21	Emese Hof	F/C	6-3	So.	Utrecht, Netherlands / Caland Lyceum
12	Sarah Mortensen	G/F	6-1	Fr.	Copenhagen, Denmark / Long Island Lutheran (N.Y.)
23	Adrienne Motley	G	5-9	Sr.	Newport News, Va. / Woodside
15	Neydja Petithomme*	G	5-8	Jr.	Boca Raton, Fla. / Auburn / Grandview Prep
25	Khaila Prather	F	6-1	Jr.	Upper Marlboro, Md. / Riverdale Baptist
3	Jessica Thomas	G	5-6	Sr.	Gainesville, Fla. / Buchholz
22	Zada Williams	F/C	6-2	So.	Babson Park, Fla. / Lake Wales

* Eligible after the first semester

COACHES & STAFF

Head Coach: Katie Meier (Duke '89 [B.A.] & '90 [M.A.], 12th season)

Assistant Coach: Octavia Blue (Miami '98, fifth season)

Assistant Coach: Tia Jackson (Iowa '95, second season)

Assistant Coach: Fitzroy Anthony (Palm Beach Atlantic '08, second season)

Director of Basketball Operations / Coordinator of Recruiting: Lonnelle Hall (Cal State Northridge '94, 10th season)

Director of Basketball Operations & Special Projects: Margie Gill (Florida '03, third season)

Special Assistant: Sarah Smoak (Lynchburg '06, second season)

Coordinator of Video Services: Michael Whalen (Ohio State '16, first season)

Coordinator of Program & Player Development: Michaela Mabrey (Notre Dame '16, first season)

Athletic Trainer: Natalie Fontela (Miami '13, second season)

Strength & Conditioning Coach: Tyler Farwell (Illinois State '10, second season)

ROSTER BY CLASS

Freshmen (2)	Sophomores (3)	Juniors (5)	Seniors (4)
No. 12 Sarah Mortensen*	No. 1 Laura Cornelius	No. 0 Keyanna Harris	No. 3 Jessica Thomas
No. 51 Serena-Lynn Geldof*	No. 21 Emese Hof	No. 4 Shaneese Bailey (RS)*	No. 5 Nigia Greene
	No. 22 Zada Williams	No. 15 Neydja Petithomme*	No. 20 Keyona Hayes (RS)
		No. 25 Khaila Prather	No. 23 Adrienne Motley
		No. 30 Erykah Davenport	

* First season playing at Miami

GEOGRAPHIC BREAKDOWN

Florida (5)	Georgia (3)	Netherlands (2)	Belgium (1)
No. 0 Keyanna Harris	No. 5 Nigia Greene	No. 1 Laura Cornelius	No. 51 Serena-Lynn Geldof
No. 3 Jessica Thomas	No. 20 Keyona Hayes	No. 21 Emese Hof	
No. 4 Shaneese Bailey	No. 30 Erykah Davenport		
No. 15 Neydja Petithomme			
No. 22 Zada Williams			
	Denmark (1)	Maryland (1)	Virginia (1)
	No. 12 Sarah Mortensen	No. 25 Khaila Prather	No. 23 Adrienne Motley

PRONUNCIATION GUIDE

HC Katie Meier	MY-Urr	No. 20 Keyona Hayes	Key-AH-Nuh
No. 0 Keyona Harris	Key-AH-Nuh	No. 21 Emese Hof	Uh-MASE-Uh HOFF
No. 4 Shaneese Bailey	Shuh-NEESE	No. 22 Zada Williams	ZAY-Duh
No. 5 Nigia Greene	Nye-ZHEE-Uh	No. 25 Khaila Prather	KAY-Luh PRAY-THur
No. 15 Neydja Petithomme	NEE-Zhuh PET-Ee-Home	No. 30 Erykah Davenport	Erica



COACHES & STAFF

HEAD COACH KATIE MEIER	14-16
ASSISTANT COACHES	
OCTAVIA BLUE.....	17
TIA JACKSON.....	18
FITZROY ANTHONY.....	19
BASKETBALL STAFF.....	20-23
SUPPORT STAFF	24



KATIE MEIER

HEAD COACH | 12TH SEASON AT MIAMI, 207-143 | 16TH SEASON OVERALL, 283-188

MEIER'S CAREER

Assistant Coach	
1993-94	UNC Asheville
1994-99	Tulane
Associate Head Coach	
1999-2001	Tulane
Head Coach	
2001-05	Charlotte
2005-pres.	Miami

EDUCATION

Wheaton High School, 1985
Duke University, 1989
B.A. English (Literature)
Duke University, 1990
M.A. English (Teaching English)

NCAA APPEARANCES

2016 - Miami
2015 - Miami
2013 - Miami
2012 - Miami
2011 - Miami
2003 - Charlotte

WNIT APPEARANCES

2014 - Miami
2010 - Miami
2006 - Miami
2005 - Charlotte
2004 - Charlotte

PLAYING CAREER

Wheaton High School, 1981-85
Duke University, 1985-90
BBC Mini-Flat Waregem (Belgium), 1990-93

AWARDS/MISCELLANEOUS

ACC Rookie of the Year, 1986
GTE Academic All-American, 1988
First Team All-ACC, 1990
Kodak/WBCA District II All-American, 1990
Duke Hall of Honor Inductee, 2002
ACC Legend, 2006
ACC Coach of the Year, 2011
Russell Athletic/WBCA Region 2 Coach of the Year, 2011
AP National Coach of the Year, 2011
USA Basketball Coach of the Year, 2013

PERSONAL

Hometown: Wheaton, Ill.

Katie Meier completed her 11th season as the head coach of the Hurricanes' women's basketball program in 2015-16. A well-known and respected figure in women's basketball, Meier has worked tirelessly to put her mark on Miami's program and to build a winning tradition.

In 2015-16, Meier guided her team to a seventh consecutive postseason, a fifth trip to the NCAA Tournament in the last six years, and a sixth 20-plus win season in the last seven years, all extending program records. The Hurricanes finished with a 24-9 record to tie for the fifth-most wins in a single campaign in program history.

In January 2014, Meier was named a co-recipient of the 2013 USA Basketball National Coach of the Year award after leading the USA U19 team to a gold medal and perfect 9-0 record at the 2013 FIBA U19 World Championship.

All of her hard work was rewarded after the 2010-11 season when she was named the Associated Press National Coach of the Year - sharing the award with Connecticut's Geno Auriemma and Stanford's Tara VanDerveer.

That season, Meier led the Hurricanes into the NCAA tournament for the first time since 2004 and their win over Gardner-Webb in the first round was the first tournament win for Miami since 1993. The Canes entered the 2010-11 season with high internal expectations, but were picked eighth in the Preseason ACC Poll after a season in which they were the No. 12 seed in the ACC Tournament.

However, the Hurricanes exceeded all of the outside expectations and, at one point, won 17 straight games. They were a perfect 20-0 inside the BankUnited Center and finished 12-2 in ACC play - earning their first regular season conference title since joining the league in 2004. As a reward, Meier was named the ACC Coach of the Year and later would be selected as the WBCA/RUSSELL ATHLETIC Region 2 Coach of the Year, as voted on by her peers.

Meier continued that success into the 2011-12 season, a year in which the Canes accomplished many firsts for the program.

Miami defeated Maryland - the eventual ACC Tournament champ - twice during the regular season, the first when the Terrapins were ranked fifth in the nation. It was the first time in program history that the Hurricanes had defeated a top-five team. Later in the year, UM ascended to its highest ranking ever, also at No. 5.

The Hurricanes have proved to be formidable on the court in the BankUnited Center, as the 2011-12 season saw Miami go undefeated at home for the second consecutive season. Their 16-0 mark on the year

HEAD COACH KATIE MEIER

MEIER'S YEAR-BY-YEAR RECORDS

Year	School	Overall	Conference	Post-Season
		W-L	W-L	
2001-02	Charlotte	16-13	7-7	t-7
2002-03	Charlotte	21-9	12-2	1 NCAA 0-1
2003-04	Charlotte	17-14	8-6	7 WNIT 1-1
2004-05	Charlotte	22-9	9-5	t-5 WNIT 0-1
2005-06	Miami	17-13	6-8	6 WNIT 1-1
2006-07	Miami	11-19	2-12	11
2007-08	Miami	9-21	2-12	12
2008-09	Miami	13-17	2-12	t-10
2009-10	Miami	22-14	4-10	t-10 WNIT 5-1
2010-11	Miami	28-5	12-2	t-1 NCAA 1-1
2011-12	Miami	26-6	14-2	2 NCAA 1-1
2012-13	Miami	21-11	11-7	t-4 NCAA 0-1
2013-14	Miami	16-15	8-8	8 WNIT 0-1
2014-15	Miami	20-13	8-8	8 NCAA 1-1
2015-16	Miami	24-9	10-6	t-5 NCAA 0-1
Overall		283-188	115-107	10-11

pushed the Canes record home win streak to 40 straight games. Only Stanford ended the season with a longer active streak.

For her dedication to the University of Miami and the athletic department, Meier was signed to a two-year contract extension, securing the Wheaton, Ill., native through the 2017-18 season. Prior to the 2014-15 season, Meier received another extension, through the 2020-21 campaign, and donated \$75,000 back to the school to go towards women's athletics as well as challenged to community to contribute too.

Five people who have been assistants for Meier during her head coaching career have gone on to earn Division I head coaching positions: Lynn Bria (Stetson), Amanda Butler (Florida), Darrick Gibbs (North Florida), Carolyn Kieger (Marquette) and Stephanie McCormick (Western Carolina). Additionally, 17 of Meier's players at Miami have signed professional contracts after their college careers.

Through the 2015-16 season, Meier has a career record of 283-188, including a 207-143 mark at Miami.

A New Era

Hired April 19, 2005, Meier was appointed by then-Miami AD Paul Dee in front of national and local media, fans, alumni and support staff, signifying the beginning of a new era.

Following an unprecedented career as one of the greatest athletes to ever play in the Atlantic Coast Conference, Meier quickly established herself in the coaching ranks. Following an impressive four-year tenure as the head coach at Charlotte where she helped bring the 49er program into national prominence, Meier made it clear that her goal was to make Miami one of the premier women's basketball programs in the country.

Creating a Winning Program

In her first season, Meier wasted little time in making the first steps towards those goals. After receiving little attention in the ACC preseason polls, the Hurricanes posted an impressive overall record of 17-13. They fought through a conference that would send nine teams to the postseason, including three to the NCAA Final Four. Miami finished with a sixth-place, 6-8 record in ACC play en route to earning a berth into the second round of the 2006 Women's National Invitation Tournament.

During the season, Miami posted wins over ranked teams such as No. 25 Mississippi, No. 21 Boston College and No. 25

Virginia Tech, and nearly knocked off then-No. 1 Duke in double overtime. The Hurricanes also recorded wins over two eventual conference champions in Hartford (America East) and Oakland (Mid-Continent). Under Meier's direction, in 2005-06, standout Tamara James produced one of the greatest seasons ever seen by a UM player, becoming the Miami's all-time leading scorer. James was selected with the eighth overall pick in the 2006 WNBA Draft by the Washington Mystics.

In Meier's second season in 2006-07, the Hurricanes got off to a strong start, winning seven of their first eight games—including a 79-70 win over Indiana to claim the UM Thanksgiving Tournament title. On Dec. 1, Meier picked up her 100th career victory as the Hurricanes defeated Jackson State, 77-50.

Renee Taylor emerged as the ACC's leading scorer, upholding Miami's streak of producing the league's leading scorer in all three years it had been a member. The All-ACC Second Team selection a set school records in single-game scoring with 42 points at Houston. In addition, transfer Maurita Reid emerged as a defensive threat, tying the school record with 10 steals versus Wake Forest and finishing among the ACC's leaders and NCAA's top 10 in steals per game.

The 2007-08 season, Meier's third with the Hurricanes, saw Maurita Reid continue her rise among the ACC elite. The senior was nothing short of impressive shooting beyond the arc and picking opponent's pockets. She hit four or more 3-pointers on 10 different occasions and finished the season with 110 steals, good for second in the conference and fifth in the NCAA. The Queens, N.Y. native led the team in points (15.3 ppg) and rebounding (5.6 rpg) and was named to the All-ACC Defensive Team.

With the No. 21-ranked incoming recruiting class, Meier and the Hurricanes saw significant improvement during the 2008-09 season. The freshman class was highlighted by McDonald's All-American Shenise Johnson of Henrietta, N.Y., and Riquana Williams from nearby Pahokee, Fla.

Johnson lived up to the hype, as she was the team leader on the season in points, rebounds, assists and steals. Under Meier's guidance, Johnson was named the ACC Rookie of the Week on three occasions and was named to the ACC All-Freshmen team as well as ACC Honorable Mention. The versatile guard/forward also led the U19 USA team to a gold medal finish in the 2009 World Championships in Bangkok, Thailand.

The 2009-10 season was one of the most successful in program history. Under Meier's vision, the Hurricanes advanced to the WNIT Championship game. Miami posted a 22-14 overall record - the first 20-win campaign since the 2002-03 season and just the eighth all-time in history.

In her sophomore season, Johnson was joined by a healthy Riquana Williams and the duo racked up accolades throughout the season. Johnson was named first team All-ACC, while Williams garnered second-team honors. The tandem led Miami to a 5-1 WNIT record - the deepest postseason run in team history, with both earning all-tournament honors along the way.

Following the 2009-10 campaign, then-Miami AD Kirby Hocutt announced that Meier signed a contract extension through 2015.

Miami's success proved to be immediate, as it earned a conference regular season title in 2010-11 and returned to the NCAA Tournament for the first time in seven seasons.

Johnson and Williams turned out to be the All-

HEAD COACH KATIE MEIER

MEIER'S CAREER RECORDS

School	Years	Overall	Conference
Charlotte	2001-05	76-45	36-20
Miami	2005-pres.	207-143	79-87
Overall	15	283-188	115-107

America candidates that they were expected to become. In fact, Johnson was named to four different All-America squads and became the second player in program history to be named the conference player of the year (Frances Savage - BIG EAST - 1992). Johnson also garnered All-ACC Defensive Team honors for the second straight season and was named to the ACC All-Tournament Team. Williams, along with Johnson, was named First Team All-ACC and was the conference scoring leader, posting 21.7 points per game.

The duo combined for seven ACC Player of the Week accolades on the season as Williams took home the award on four occasions. No other team in the league was recognized more than twice for the weekly honor.

Miami's success continued into the 2011-12 season. The Canes finished second in the conference standings with a record of 14-2 and were 26-6 overall. UM also defeated the eventual conference tournament champion, Maryland, both times they played in the regular season.

Seniors Shenise Johnson and Riquana Williams continued to live up to the hype of being the nation's top backcourt duo as they were second and third in the league in scoring and each were again named First Team All-ACC. The accolade was the third straight honor for Johnson and the second for Williams. Johnson was also named to the All-ACC Defensive Team for the third consecutive season. Johnson earned a place on five different All-America teams, including the WBCA squad for the second straight year. Williams earned AP All-America third team recognition in her final collegiate campaign as well.

Unfortunately, junior forward Morgan Stroman, a former McDonald's All-American who was a Third Team All-ACC pick in 2010-11 after posting a team-best 11 double-doubles, suffered a season-ending injury midway through the conference schedule. However, junior guard Stefanie Yderstrom stepped up and ended the season with more 3-pointers than any other player in the league and was rewarded with a Third Team All-ACC nod.

Miami once again advanced to the NCAA Tournament as a No. 3 seed. The Canes traveled to Spokane, Wash., and defeated the No. 14 seed, Idaho State in the first round, but fell to host Gonzaga in the second.

The Hurricanes went to a school record third straight NCAA Tournament in 2012-13, earning a No. 8 seed. Miami dropped its first round contest to ninth-seeded Iowa, the host school, but picked up two top-10 wins during the season. Meier's Hurricanes defeated No. 6/7 Penn State and knocked off No. 5/4 Duke on senior day, marking the first win over a team in the top four of either poll in program history and the school's first win over the Blue Devils, who went 20-1 against ACC opponents that season, including winning the ACC Tournament. Stroman averaged 12.9 points and 8.8 rebounds, while Yderstrom posted 11.7 points per game, and both received First Team All-ACC honors.

After reaching the WNIT in 2014, Meier guided the Hurricanes back to the NCAA Tournament in 2015 and the 11th-seeded Hurricanes defeated No. 6 seed Washington in the first round, before dropping their second round matchup against third-seeded Iowa, the host school. The victory over the Huskies made Meier the first coach in program history to win an NCAA Tournament game in

three different years.

Earlier in the 2014-15 season, Meier also led the Hurricanes to the program's first win over a team in the top four of the AP Poll. They defeated No. 4/4 Notre Dame, 78-63, the Fighting Irish's only loss in their first two years in the ACC. Sophomore guard Adrienne Motley went on to be named a consensus First Team All-ACC pick after averaging 16.9 points on 49.2 percent shooting. Meier also earned her 250th career win during the season.

In 2015-16, Meier led Miami to a 24-9 record to tie for the fifth most wins in a season in program history. The Hurricanes defeated No. 14/10 Florida State, 74-56, to reach the ACC Tournament semifinals for the second time. Miami received a No. 5 seed the NCAA Tournament and made its fifth appearance in the field in the past six years.

The 2015-16 campaign also saw the Hurricanes beat both Duke and North Carolina in the same year for the first time. The victory at North Carolina was good for the 200th of Meier's tenure at Miami. Adrienne Motley was also tabbed as a consensus First Team All-ACC honoree for the second straight year, in addition to garnering WBCA All-America Team Honorable Mention recognition.

Establishing Her Legacy as a Player

Meier's success as a coach is a direct reflection of her playing career as a standout at Duke University. A four-year letter winner for the Blue Devils under head coach Debbie Leonard from 1986-90, Meier's name is scattered throughout the Duke record books.

She currently ranks among the school's all-time career leaders in scoring average (16.2 points per game), steals (232), free throws made (447) and free throws attempted (624). She is also listed among Duke's leaders in career points (1,761), field goals made (653), field goals attempted (1,283), assists (409) and rebounding average (6.1 rebounds per game).

Meier wasted no time making her mark at Duke, earning ACC Rookie of the Year and Basketball Yearbook Freshman All-America honors in 1986. Meier injured her knee in 1988 during her junior season and ultimately missed the entire 1988-89 campaign while recovering.

Meier returned to Duke for her senior season in 1990 without missing a beat, earning Kodak/WBCA District 2 All-America and All-ACC first team accolades while being named the Blue Devils' most valuable player.

In 2002, Meier was honored by Duke for her efforts as a player when she was named to the inaugural induction class in the Blue Devils' Hall of Honor. That same year Meier was named to the Atlantic Coast Conference's 50th Anniversary Team. In 2006, she was once again honored by the conference when she was named one of 12 ACC Tournament Legends at the 2006 ACC Women's Basketball Tournament.

Meier's success on the court was only outdone by her accomplishments in the classroom. She was named to the Dean's List from 1986-88. In 1988 she also earned GTE Academic All-America Second Team honors.

After receiving a bachelor's degree in English literature with cum laude honors in 1989, Meier went on to earn a master's degree in teaching English from Duke in 1990.

Following her career at Duke, Meier moved overseas to play three seasons with BBC Mini-Flat Waregem in Belgium from 1990-93. There, she helped lead her team to three First Division regular season titles and one Belgian Cup Championship. While in Belgium, Meier also spent time teaching classes of conversational English while coaching teams of 15- to 17-year-olds.

A native of Wheaton, Ill., Meier graduated from Wheaton High School in 1985 and in October 2009 was inducted into her high school's athletic hall of fame.



OCTAVIA BLUE

Assistant Coach | Fifth Season at Miami (Ninth Overall) | Miami, 1998



PERSONAL

Hometown: Deerfield Beach, Fla.
Education: Miami, 1998

COACHING EXPERIENCE

Miami

Assistant Coach, 2012-present

Georgia Tech

Assistant Coach, 2009-12

St. John's

Assistant Coach, 2008-09

NCAA APPEARANCES

2016 - Miami - First Round
2015 - Miami - Second Round
2013 - Miami - First Round
2012 - Georgia Tech - Round of 16
2011 - Georgia Tech - Second Round
2010 - Georgia Tech - First Round

WNIT APPEARANCES

2014 - Miami - First Round
2009 - St. John's - Round of 16

The University of Miami welcomed back one of its own when women's basketball head coach Katie Meier named Octavia Blue a Hurricanes assistant coach May 2, 2012.

A Miami player from 1994-98, Blue now begins season five on staff. She is the Hurricanes' recruiting coordinator and is responsible for the development of Miami's post players.

Four seasons into her stint at Miami, Blue has coached three All-ACC players in guard Adrienne Motley, forward Morgan Stroman and guard Stefanie Yderstrom. Under the tutelage of Blue and the Miami coaching staff, former Hurricane center Shawnice "Pepper" Wilson signed with the WNBA's Minnesota Lynx, while Stroman inked a deal to play professionally in Spain. Additionally, forward Jassany Williams inked a contract in Switzerland, guard Suriya McGuire signed with a professional team in Iceland and forward Maria Brown joined a team in France.

In addition to Blue's presence on the recruiting trail and post player development, she has also coached the Hurricanes to a quartet of postseason berths—the NCAA Tournament in 2013, 2015 and 2016, and the WNIT in 2014.

Prior to her return to Miami, Blue spent three seasons as an assistant coach and recruiting coordinator at Georgia Tech. During her time in Atlanta, the Yellow Jackets posted three 20-plus win seasons, made three NCAA tournament appearances and reeled in two top-25 recruiting classes (No. 24 in 2011 and No. 13 in 2012).

Also developing post players at Georgia Tech, Blue coached three All-ACC players and three WNBA

Draft picks. Brigitte Ardossi was drafted by the Atlanta Dream in the second round in 2010, Alex Montgomery was taken in the first round by the New York Liberty in 2011 and Sasha Goodlett was picked in the first round in 2012 by the Indiana Fever.

Blue's first season as an assistant coach was in 2008-09 at St. John's, where she helped the Red Storm advance to the WNIT. Under the guidance of Blue, post player Dashena Stevens was named the 2008-09 BIG EAST Rookie of the Year.

From 1994-98, Blue amassed 1,724 points as a Hurricane, then placing her fourth in program history and still good for seventh. She shot a school record 45.3 percent from 3-point range as a senior in 1997-98 before going on to play a nine-year professional basketball career.

After her decorated collegiate career, Blue was selected No. 15 overall in 1998 by the Los Angeles Sparks, becoming Miami's first WNBA Draft pick.

She had a lengthy professional career that lasted from 1998-2006, which included playing for two WNBA teams (Sparks and Houston Comets) and international clubs in Greece, Israel, France, Turkey and Poland.

Blue returned to Miami to complete her degree in sociology/sport management in 2007 and, in 2008, was inducted into the UM Sports Hall of Fame and named an ACC Women's Basketball Legend.

On Feb. 21, 2016, Blue's No. 10 jersey became the fourth in program history raised to the rafters in Coral Gables, Fla.

**PERSONAL**

Hometown: Salisbury, Md.
Education: Iowa, 1995

COACHING EXPERIENCE**Miami**

Assistant Coach, 2015-present

Rutgers

Assistant Coach, 2011-15

Washington

Head Coach, 2007-11

Duke

Assistant Coach, 2005-07

UCLA

Assistant Coach, 2000-05

Stanford

Assistant Coach, 1999-2000

VCU

Assistant Coach, 1996-99

NCAA APPEARANCES

2016 - Miami - First Round
2015 - Rutgers - Second Round
2012 - Rutgers - First Round
2007 - Duke - Sweet 16
2006 - Duke - Finals
2004 - UCLA - First Round

WNIT APPEARANCES

2014 - Rutgers - Champion

WBI APPEARANCES

2010 - Washington - Elite Eight



TIA JACKSON

Assistant Coach | Second Season at Miami (21st Overall) | Iowa, 1995

Tia Jackson was hired as an assistant coach for the University of Miami women's basketball program on May 7, 2015.

A 20-year coaching veteran with four years of head coaching experience, Jackson came to Miami after spending four seasons as an assistant under Hall of Fame coach C. Vivian Stringer at Rutgers University.

In her first season at Miami, Jackson helped guide the Hurricanes to a 24-9 mark, good for the fifth-most wins in a year in program history, a berth in the ACC Tournament semifinals and a trip to the NCAA Tournament.

Jackson, who has both played and coached in the Final Four, was the head coach at Washington from 2007-11. While there, she signed a number of talented recruiting classes, and her 2008 recruiting haul was ranked No. 11 in the nation.

Following the 2010-11 season, Jackson joined the Rutgers coaching staff and helped guide the Scarlet Knights to a trio of postseason appearances, including two trips to the NCAA Tournament. In 2014-15, her last year at Rutgers, the team advanced to the second round for the first time since 2011.

In each of Jackson's first two years at Rutgers, the Scarlet Knights signed the nation's third-ranked recruiting class.

Jackson began her coaching career as an assistant at Virginia Commonwealth University just one year after graduating from college. She worked for the Rams from 1996-1999.

After her three seasons at VCU, Jackson spent one year as an assistant coach at Stanford University, working under another Hall of Fame coach, Tara VanDerveer, at one of the nation's most tradition-rich programs.

The Cardinal made the second round of the NCAA Tournament in Jackson's lone season in Palo Alto,

Calif. Jackson then moved south in the Golden State and joined the staff at UCLA, where she was an assistant coach and recruiting coordinator.

In five years with the Bruins, Jackson helped the program sign a pair of top-10 recruiting classes and ink four McDonald's and/or WBCA All-Americans. UCLA made the NCAA Tournament in 2004, its first appearance in four years.

After five seasons at UCLA, Jackson went to Duke University, where she worked as an assistant coach and recruiting coordinator from 2005-07. In both of her years in Durham, N.C., Jackson helped the Blue Devils sign top-five recruiting classes featuring a quartet of McDonald's All-Americans.

Duke made the NCAA Championship for the second time in program history in Jackson's first year on staff and reached the Sweet 16 the following season. Jackson then returned to the ACC eight years later when she joined Miami's staff.

Originally from Salisbury, Md., Jackson scored 3,108 points in her career at Mardela Springs High School, before moving on to play for Stringer at the University of Iowa.

The Hawkeyes finished in the top 25 four times during Jackson's career and advanced to the Final Four in 1993, ending the season with a 27-4 record. She was named to the Midwest Regional All-Tournament team that year.

Jackson averaged 10.2 points, 4.4 rebounds and 1.5 steals per game as a Hawkeye and graduated from Iowa in 1995. A two-time All-Big Ten Honorable Mention, Jackson still ranked in the top-25 all-time at Iowa in scoring, as well as No. 12 steals, when hired at Miami.

Selected ninth in the 1997 WNBA Draft by the Phoenix Mercury, Jackson helped the team finish first in the Western Conference during the league's inaugural season.



FITZROY ANTHONY

Assistant Coach | Second Season at Miami (Fifth Overall) | Palm Beach Atlantic, 2008

PERSONAL

Hometown: Boca Raton, Fla.
Education: Palm Beach Atlantic, 2008

COACHING EXPERIENCE

Miami

Assistant Coach, 2015-present

Florida Atlantic

Assistant Coach, 2012-15

Coral Springs Charter School

Head Coach, 2010-12

NCAA APPEARANCES

2016 - Miami - First Round

Fitzroy Anthony was named an assistant coach for the University of Miami women's basketball program on May 18, 2015.

Prior to joining the Hurricanes, Anthony was an assistant coach at Florida Atlantic University for three seasons and helped the Owls make the move from the Sun Belt to Conference USA in his second year with the program.

In his opening season with the Hurricanes, Anthony helped lead the team to a 24-9 record, good enough to tie for the fifth-most wins in a campaign in program history. Miami also reached the semifinals of the ACC Tournament and appeared in the NCAA Tournament.

During his three years at FAU, Anthony primarily worked with the team's guards, and did so with great success. In his final season there, the Owls had one backcourt player named First Team All-Conference USA and another selected to the league's all-freshman team.

Anthony played a key part in the Owls' scouting, defensive game planning and academic mentoring, while also handling all of the team's scheduling.

A stellar recruiter, Anthony helped FAU sign the second-ranked recruiting class in the conference in 2014, according to Collegiate Girls Basketball Report.

In Anthony's second season in Boca Raton, Fla., he aided in guiding the Owls to their second winning season since 2005-06 and their second-most wins during that stretch.

Well-connected in South Florida, Anthony was the head coach at Coral Springs Charter School for two years, prior to making the move to FAU in August 2012. He led the Panthers to 20-wins seasons both years and was named the Broward County Athletic Association Coach of the Year in 2012.

Anthony directed the Panthers to their first regional and district championships in 2012, as well as their first berth in the Final Four of the state tournament. Four players he coached at Coral Springs Charter School went on to play Division I basketball.

Additionally, Anthony has experience coaching AAU basketball in South Florida and won over 80 percent of his games on the sidelines. Seven of his players proceeded to play collegiately in the ACC, SEC or Big 12.

Born in Antigua, Anthony moved to Boca Raton at age 12. He played basketball at Olympic Heights High School and then at Palm Beach Atlantic University, where he graduated in 2008 with a bachelor's degree in education.



LONNETTE HALL

Director of Basketball Operations / Coordinator of Recruiting | 10th Season | Cal State Northridge, 1994

between the coaching staff and the academics, compliance and housing departments. Among some of her other duties are season ticket holder relations.

Hall came to Miami following a one-year stint as the head girl's basketball coach at R.L. Paschal High School in Fort Worth, Texas, in 2004-05. In addition to the day-to-day coaching duties, Hall also managed the program's budget and marketing activities, and oversaw the team's booster club. She also organized HOOP Group, a youth basketball program in the Fort Worth area.

Hall spent six years at Texas Christian University, serving as an assistant coach with the Lady Frogs from 1999-2003 and as the Director of Basketball Operations during the 2003-04 season. As an assistant

coach with the Lady Frogs, Hall helped guide TCU to three consecutive NCAA Tournaments while coaching notable players such as Fort Lauderdale native and former All-American Sandora Irvin, who was later selected as the third overall pick in the 2005 WNBA Draft. Along with coaching, Hall's responsibilities included recruiting, practice and game preparation efforts, in addition to preparing the team's travel arrangements.

A native of Oxnard, Calif., Hall served in the United States Navy from 1986-88. She earned an associate's degree in art from Ventura Junior College in 1991 and went on to earn a bachelor's degree in kinesiology from California State University, Northridge in 1994. Hall added a master's degree in sports administration from the University of Wisconsin-La Crosse in 1996.

University of Miami head coach Katie Meier announced in May 2012 that Lonnette Hall had been added to her staff as the director of women's basketball operations. Hall served as an assistant coach with the Hurricanes from 2007-10 and was a driving force behind the 2008 recruiting class that included Shenise Johnson, Riquna Williams and Sylvia Bullock.

The same position was held by Hall during the 2006-07 season, before she moved into her coaching role. Hall acts as the team's liaison



MARGIE GILL

Director of Basketball Operations & Special Projects | Third Season | Florida, 2003

Gill has over 15 years of women's basketball operations experience, including seven years at both the University of Mississippi and the University of Florida. Gill has also spent time on campus away from athletics, having spent three years in an administrative capacity at Chowan University.

A graduate of Florida, Gill earned a degree in exercise science with an emphasis in sport management. She served as team manager at

Florida under former Rebel coach Carol Ross for four years and was head manager her final two seasons. Upon completion of her classes, Gill moved into the director of basketball operations job at her alma mater and stayed with Ross and the Gators for seven more years.

A native of McKees Rocks, Pa., Gill is married to Steven Gill. The couple has one son, Riley.

Head women's basketball coach Katie Meier announced the hiring of Margie Gill, the program's director of women's basketball operations & special projects, in July 2014.



SARAH SMOAK

Special Assistant | Second Season | Lynchburg, 2006

signing class in program history, according to the All-Star Girls Report.

Additionally, Smoak was involved in Coastal's scheduling and scouting, while also serving as its compliance liaison and admissions liaison. On the court, she was Coastal's wing position coach, and during her two years there, the Chanticleers set the program record for points in a game (121) and had their best start ever to conference play (4-0).

Prior to Coastal, Smoak spent nearly four years as the director of recruiting at Duke University. She organized recruiting communications, coordinated home visit presentations, managed the marketing of the program, directed camps and more.

Smoak helped the Blue Devils land in the top 10 of ESPN HoopGurlz's recruiting class rankings all four years, including the top spot in the nation in 2010, while signing five

top-10 recruits during that stretch. Duke won the ACC regular season championship and reached the Elite Eight every year she was the team's director of recruiting.

Before being hired full-time at Duke, Smoak served as a basketball intern for the Blue Devils from August 2008 to July 2009. Smoak was also an assistant coach and recruiting coordinator at William Peace University from August 2007 to June 2008.

A Charlotte, N.C., native, Smoak earned a bachelor's degree in exercise physiology with a concentration in coaching in 2006 from Lynchburg College, where she was a four-year basketball letter winner. In her final season, Smoak was the team captain, an Old Dominion Athletic Conference Senior All-Star Team selection and an ODAC Academic All-Conference honoree.

Sarah Smoak joined the University of Miami women's basketball program July 14, 2015. As the special assistant, she serves as the associate director of video production & offensive analytics / coordinator of creativity.

Smoak brought nearly eight years of experience working in women's basketball to Coral Gables, Fla. She came to Miami after spending two seasons at Coastal Carolina University as an assistant coach and recruiting coordinator. At Coastal, Smoak was in charge of overseeing the recruiting calendar and planning all of the staff's contacts, evaluations and visits with prospects. In 2014, she helped the Chanticleers sign the highest-rated



MICHAEL WHALEN

Coordinator of Video Services | First Season | Ohio State, 2016

Hailing from Cleveland, Whalen spent three seasons at the head manager and video assistant for the Ohio State University women's basketball program, helping the team reach the NCAA Sweet 16 in 2016. During his final two years at Ohio State, the Buckeyes posted a 50-19 record.

Prior to his time at Ohio State, Whalen played one year of

basketball at John Carroll University, a Division III school in Ohio. A standout player at Lake Catholic High School, Whalen finished his career second on the all-time scoring list.

Whalen graduated from Ohio State in 2016 after majoring in biology and minoring in business.

Michael Whalen joined the University of Miami women's basketball staff in September 2016 as the coordinator of video services.



MICHAELA MABREY

Coordinator of Program & Player Development | First Season | Notre Dame, 2016

Michaela Mabrey joined the University of Miami women's basketball staff in August 2016 as the coordinator of program and player development.

A native of Belmar, N.J., Mabrey came to Miami after a stellar career playing for Hall of Fame head coach Muffet McGraw at the University of Notre Dame. Mabrey helped lead the Fighting Irish to a 141-8 record, four conference regular season and tournament titles, three Final Four berths and a pair of national championship appearances.

Mabrey, a two-year captain at Notre Dame, ended her career fourth

in Fighting Irish history in made 3-pointers (576), sixth in games played (142) and seventh in 3-point percentage (.396). She is the lone player in the program's history to make 60 3-pointers in three separate seasons.

In 2012, Mabrey played for Katie Meier on the USA U18 National Team. She graduated from Notre Dame in 2016 with a degree in film and television.



NATALIE FONTELA

Athletic Trainer | Second Season | Miami, 2013

working with the Hurricane women's basketball team and spirit squads.

A Miami graduate, Fontela earned her bachelor's degree in athletic training in 2013. She spent the next two years as a graduate assistant athletic trainer at Florida State University, working with the Seminole cross country and track and field programs from 2013-2015.

Fontela is certified as a National Academy of Sports Medicine Corrective Exercise Specialist and is a Certified Active Release Technique Provider. A native of Miami, Fontela returned to her alma mater after earning a master's degree in sport management from Florida State in 2015.



TYLER FARWELL

Strength & Conditioning Coach | Second Season | Illinois State, 2010

Tyler Farwell, named an assistant strength coach at the University of Miami June 17, 2015, works with the school's women's basketball and swimming teams.

Farwell holds certifications from the American Red Cross, Collegiate Strength and Conditioning Coaches Association, National Strength and Conditioning Association and USA Weightlifting.

Before joining the Hurricanes, Farwell was an exercise physiologist at Homestead Air Reserve Base, beginning his time there March 2014. He worked on physical activity programs with government personnel, provided training to support units and was the expert on exercise science, among other responsibilities.

In addition, Farwell has owned and operated Tyler Farwell Strength

Inc. in Miami since May 2013. There, Farwell oversees all aspects of athletic performance, developed individual work and nutrition plans, created and implemented injury prevention as well as flexibility and mobility protocols and performed fitness tests on USA Sailing Team members. Through Tyler Farwell Strength Inc., he was also the head strength coach at Gulliver Prep from November 2013 to May 2015.

Prior to coming to South Florida, Farwell was a graduate assistant/assistant strength and conditioning coach at Illinois State University for three years. He worked with nearly a dozen Redbird athletic programs, including men's and women's basketball, swimming and diving, football and baseball. Farwell's responsibilities with different sports ranged from implementing nutritional supplementation programs to coordinating yearly strength programs, along with additional work such as helping design the Redbird Performance Nutrition program.

From October 2009 to May 2011, Farwell was a performance coach at the Orthopedic and

Sports Enhancement Center in Bloomington, Ill. He conducted resistance training demonstrations, supervised workouts and administered Frappier Acceleration protocols.

Farwell also has additional experience with the United States Armed Forces. From July 2004 to December 2008, he was the leading petty officer/range safety officer on the USS Peleliu in San Diego. There, Farwell earned the Navy and Marine Corps Achievement Medal and was certified as an Enlisted Surface Warfare Specialist.

A native of Sterling, Ill., Farwell graduated summa cum laude from Illinois State in 2010 with a bachelor's degree in exercise science. He returned to his alma mater for graduate school and earned his master's degree in exercise physiology in 2012. Farwell is also nearing completion of a didactic program in dietetics coursework at Illinois State.



SUPPORT STAFF



Zach Bingham
Assistant Director
Ticket Operations



Kevin Ivany
Assistant
Communications



Ray Lopez
IT Manager



Melissa McGowan
Assistant Director
Events



Chaunte O'Neil
Director
Athletics Academic Services



Alex Schwartz
Assistant Director
Communications



Danielle White
Assistant Director
Marketing

UHealth Medical Staff

Dr. Michael Baraga, Sports Medicine Specialist and Orthopedic Surgeon

Luis Feigenbaum, Director of Rehabilitation

Dr. Carolyn Kienstra, Primary Care Sports Medicine Physician

Dr. Lee Kaplan, Team Medical Director

Dr. Clifton L. Page, Primary Care Sports Medicine Physician



HURRICANES

PHOTO ROSTER	26-27
SHANEES BAILEY.....	28-29
LAURA CORNELIUS.....	30-31
ERYKAH DAVENPORT.....	32-33
SERENA-LYNN GELDOF.....	34
NIGIA GREENE.....	35-36
KEYANNA HARRIS	37-38
KEYONA HAYES	39-40
EMESE HOF.....	41-42
SARAH MORTENSEN	43
ADRIENNE MOTLEY.....	44-45
NEYDJA PETITHOMME	46-47
KHAILA PRATHER	48-49
JESSICA THOMAS.....	50-51
ZADA WILLIAMS.....	52




PHOTO ROSTER



#4 SHANEES BAILEY

R.Jr. | G/F | 5-9
Callahan, Fla. | Florida Atlantic
University Christian School



#1 LAURA CORNELIUS

So. | G | 5-8
Groningen, Netherlands
Caland Lyceum



#30 ERYKAH DAVENPORT

Jr. | F/C | 6-2
Decatur, Ga.
Tucker



#51 SERENA-LYNN GELDOLF

Fr. | C | 6-6
Ostend, Belgium
KA Redingenhof Leuven



#5 NIGIA GREENE

Sr. | G | 5-10
Atlanta, Ga.
St. Francis




#0 KEYANNA HARRIS

Jr. | F | 6-0
Riviera Beach, Fla.
William T. Dwyer



#20 KEYONA HAYES

RSr. | F | 6-1
Marrietta, Ga.
St. Francis



#21 EMESE HOF

So. | F/C | 6-3
Utrecht, Netherlands
Caland Lyceum



#12 SARAH MORTENSEN

Fr. | G/F | 6-1
Copenhagen, Denmark
Long Island Lutheran (N.Y.)



#23 ADRIENNE MOTLEY

Sr. | G | 5-9
Newport News, Va.
Woodside



#15 NEYDJA PETITHOMME

Jr. | G | 5-8
Boca Raton, Fla. | Auburn
Grandview Prep



#25 KHAILA PRATHER

Jr. | F | 6-1
Upper Marlboro, Md.
Riverdale Baptist



#3 JESSICA THOMAS

Sr. | G | 5-6
Gainesville, Fla.
Buchholz



#22 ZADA WILLIAMS

So. | F/C | 6-2
Babson Park, Fla.
Lake Wales

PHOTO ROSTER



KATIE MEIER

Head Coach
12th Season



OCTAVIA BLUE

Assistant Coach
Fifth Season



TIA JACKSON

Assistant Coach
Second Season



FITZROY ANTHONY

Assistant Coach
Second Season



MARGIE GILL

Director of Basketball Ops. &
Special Projects
Third Season



SARAH SMOAK

Special Assistant
Second Season



MICHAEL WHALEN

Coordinator of Video
Services
First Season



LONNETTE HALL

Director of Basketball Ops. /
Coordinator of Recruiting
10th Season



MICHAELA MABREY

Coordinator of Program &
Player Development
First Season



NATALIE FONTELA

Athletic Trainer
Second Season



TYLER FARWELL

Strength & Conditioning
Coach
Second Season



#4

SHANEES BAILEY**Redshirt Junior • Guard/Forward • 5-9****Callahan, Fla.****Florida Atlantic | University Christian School**

As a Junior (2015-16): Transferred from Florida Atlantic University ... Sat out season due to NCAA transfer rules.

As a Sophomore at Florida Atlantic (2014-15): *First Team All-C-USA ... C-USA Co-Player of the Week (12/1/14)*

Played in 29 of 30 games with 28 starts and scored in double figures 25 times, including 16 games in a row ... Posted 15-plus points on 16 occasions and had a stretch of three straight games with 27-plus points ... Led the team in points per game (16.2), steals (34), field goal percentage (51.3), field goals made (175), free throws made (107) and free throws attempted (138) ... Ranked second on Florida Atlantic in rebounds per game (5.3), 3-point field goal percentage (min. 1 3PA per game, 35.3) and free throw percentage (77.5), as well as third in offensive rebounds (42) ... Finished fifth in Conference USA in field goal percentage, seventh in scoring and seventh in free throw percentage, one of just two players in the top seven of all three categories ... Set a career high with 37 minutes played in the season opener at UCF (11/14) and scored 10 points ... Tallied 16 points and seven rebounds in a victory at Bethune-Cookman (11/16) ... Posted a double-double with 26 points on 11-of-21 shooting and a career-high 17 rebounds, the most by an Owl all season, against NJIT (11/28), while setting a career high with three assists ... Scored 21 points and tied her career high with three assists in a win over Northeastern (11/29) ... Logged 17 points on 7-of-11 shooting in only 15 minutes in a victory over Webber International (12/6) ... Netted 16 points on 7-of-9 shooting against Long Beach State (12/19) and set a career high with five steals ... Recorded a double-double against New Mexico State (12/20) with 12 points and 12 rebounds ... Poured in a career-high 29 points on a career-best 12 made field goals (12-of-18) in a victory at FIU (1/4) ... Matched her career highs in minutes (37) and points (29) on 11-of-21 shooting in a win against UAB (1/8) and also had 11 rebounds for a double-double ... Tallied 27 points and seven rebounds against Middle Tennessee State (1/10) ... Logged 14 points and nine rebounds at Western Kentucky (1/15) ... Scored 16 points and shot 10-of-13 at the free throw line at Marshall (1/17) ... Had 25 points on 11-of-16 shooting to go along with four steals in only 18 minutes in a win over FIU (1/24) ... Netted 15 points on 7-of-11 shooting and had seven rebounds in just 18 minutes against Old Dominion (1/31) ... Recorded 24 points on 9-of-17 shooting against Louisiana Tech (2/12) ... Posted 17 points and shot 7-of-10 at the free throw line at North Texas (2/19) ... Tallied 19 points, seven rebounds and a career-high-tying three assists against Western Kentucky (2/26), while shooting 7-of-9 at the free throw line ... Had 19 points and seven rebounds in 34 minutes in a victory over Marshall (2/28) ... Scored 19 points in the C-USA Tournament opener against Louisiana Tech (3/11).

Bailey Season / Career Highs*(Recorded at Florida Atlantic University)***Points**

Season: N/A

Career: 29, vs. UAB, 1/8/15

Rebounds

Season: N/A

Career: 17, vs. NJIT, 11/28/14

Assists

Season: N/A

Career: 3*, vs. Western Kentucky, 2/26/15

Steals

Season: N/A

Career: 5, at Long Beach State, 12/19/14

Blocked Shots

Season: N/A

Career: 1*, at Middle Tennessee, 3/7/15

Field Goals Made

Season: N/A

Career: 12, at FIU, 1/4/15

Field Goal Attempts

Season: 21*, vs. UAB, 1/8/15

Career: 21*, vs. UAB, 1/8/15

Free Throws Made

Season: N/A

Career: 10, at Marshall, 1/17/15

Free Throw Attempts

Season: N/A

Career: 13, at Marshall, 1/17/15

3-Point Field Goals Made

Season: N/A

Career: 2, vs. UAB, 1/8/15

3-Point Field Goal Attempts

Season: N/A

Career: 4, vs. UAB, 1/8/15

Minutes

Season: N/A

Career: 37*, vs. UAB, 1/8/15

**Recorded more than once with most recent listed*


Played in all 30 games with five starts and scored double digits seven times, including in three of the final five games of the season ... Finished second on the team in field goal percentage (48.6), third in offensive rebounds (50), fourth in rebounds per game (3.6), fourth in free throws attempted (64) and fifth in free throws made (41) ... Made her college debut at Akron (11/8), scoring two points in five minutes ... Poured in 15 points on 6-of-9 shooting in just 15 minutes in a win over Florida Memorial (11/16), also recording her first career blocked shot ... Logged nine points, nine rebounds and a season-high four steals in a double overtime victory against UCF (12/13) ... Scored eight points in her first career start, a win over Bethune-Cookman (1/2) ... Started and posted 11 points in a win against Rice (1/11) ... Tallied 11 points in only 13 minutes in a victory over North Texas (1/25) ... Recorded her first career double-double with 14 points on 7-of-13 shooting and 10 rebounds at FIU (2/1) ... Scored a season-high 18 points on 6-of-9 shooting in just 20 minutes against Southern Miss (2/22), while also tying her season high with four steals and making the first 3-pointer of her career ... Played a season-high 24 minutes and logged a double-double with 13 points and a season-best 15 rebounds, the highest total by an Owl all season, in a win at Marshall (2/26), while also shooting 7-of-10 at the free throw line, both season highs ... Netted 11 points and pulled down seven rebounds in the first round of the C-USA Tournament against Marshall (3/11).

High School: Graduated from University Christian School ... Ranked among the top 250 prospects in her class by Collegiate Girls Basketball Report ... Listed as a three-star recruit by espnW HoopGurlz ... Scored over 1,000 points in her career ... Selected to the FABC/Source Hoops 3A All-State Team as a senior ... Named to the Florida Times-Union All-First Coast First Team as a senior, the second team as a junior and the third team as a sophomore and freshman ... Helped team to a 44-8 record over her final two seasons and won the district title both years ... Attended West Nassau High School as a freshman and led the 3A state classification in scoring ... Lettered in track and field all four years of high school and finished fourth in the 2A state high jump finals as a sophomore ... Earned a letter in volleyball as a freshman ... Member of the National Honor Society.

Personal: Full name is Shaneese Renae Bailey ... First name is pronounced Shun-NEESE ... Born Sept. 15, 1994 ... Parents are Ken and Alma Bailey ... Mother is a physical education teacher ... Has an older sister, Shayla, and an older brother, Shannon ... Cousin of former NFL players Champ Bailey, a 12-time Pro Bowl selection, and Boss Bailey ... Majoring in communication studies ... Favorite athlete is Kobe Bryant because he will do whatever it takes to win ... Best sports memory is signing with Miami ... Chose Miami because of its atmosphere of both family and competition on the court and in the classroom ... Committed to Miami over Auburn, St. John's, USF and Temple.

Season	GP	GS	MP	Min.	Avg.	FG	FGA	Pct	FT	FTA	Pct	Off	Def	Tot	Avg	PF	FO	Ast	TO	Blk	Stl	Pts	Avg		
2013-14*	30	5	421	14.0		70	144	.486	1	12	.083	41	64	.640	50	59	109	3.6	72	2	15	27	37	182	6.1
2014-15*	29	8	238	25.2		175	341	.513	12	34	.353	107	138	.775	42	112	154	5.3	80	2	29	51	34	169	16.2
2015-16	DNP																								
TOTAL	59	13	659	19.5		245	485	.505	13	46	.283	148	202	.735	92	171	263	4.6	152	4	44	86	71	651	11.0

* - at Florida Atlantic University



#1 LAURA CORNELIUS

Sophomore • Guard • 5-8
Groningen, Netherlands
Caland Lyceum

As a Freshman (2015-16): Played in all 33 games, logging double-digit points in six of them ... Led the team in 3-point percentage (42.3) and finished third in 3-pointers made (47) ... Also tied for third on the team in assists (2.5) and ranked fifth in minutes (22.4) ... Posted the third-best 3-point percentage in a single season in program history ... Tied the school record with four 3-pointers made in an NCAA Tournament game ... Became the first Hurricane to make six 3-pointers in a game without a miss and was the eighth (16th occurrence) with at least a half-dozen 3-pointers in a contest ... Finished third in the ACC in 3-point percentage and also ranked third in conference-only games with a 43.6 percent clip ... Ranked fourth among ACC freshmen in assists ... One of two ACC players to make six 3-pointers in game without a miss and the only one to do so in an ACC contest ... Made her Hurricane debut against Wright State (11/13), finishing with six points and four assists in 24 minutes ... Scored eight points and dished out a game-high five assists at Old Dominion (11/17) ... Logged her first double-digit scoring game with 10 points against Milwaukee (11/27), shooting 4-of-4 from the floor and 2-of-2 at the stripe ... Tallied a co-game-high five assists to go along with two assists, her first-career multi-steal game, versus UMass Lowell (12/6) ... Scored 12 points in win over Indiana (12/20) ... In the first ACC game of her career, shot 6-of-6 from 3-point range and 2-of-2 at the line to tally a season-high 20 points in the victory against NC State (12/30) ... Posted five assists and a season-high three steals versus Pittsburgh (1/7) ... Poured in 17 points and shot 5-of-8 from 3-point range at Clemson (1/10) ... Filled the stat sheet in Miami's win at North Carolina (1/17), tallying 13 points, a team-best eight rebounds and a season- and game-high seven assists in a season-high 34

Cornelius Season / Career Highs Points

Season: 20, vs. NC State, 12/30/15
Career: 20, vs. NC State, 12/30/15
ACC: 20, vs. NC State, 12/30/15

Rebounds

Season: 8, at North Carolina, 1/17/16
Career: 8, at North Carolina, 1/17/16
ACC: 8, at North Carolina, 1/17/16

Assists

Season: 7, at North Carolina, 1/17/16
Career: 7, at North Carolina, 1/17/16
ACC: 7, at North Carolina, 1/17/16

Steals

Season: 3, vs. Pittsburgh, 1/7/16
Career: 3, vs. Pittsburgh, 1/7/16
ACC: 3, vs. Pittsburgh, 1/7/16

Blocked Shots

Season: 1, at Georgia Tech, 2/11/16
Career: 1, at Georgia Tech, 2/11/16
ACC: 1, at Georgia Tech, 2/11/16

Field Goals Made

Season: 7, vs. South Dakota State, 3/19/16
Career: 7, vs. South Dakota State, 3/19/16
ACC: 6, vs. NC State, 12/30/15

Field Goal Attempts

Season: 11, vs. South Dakota State, 3/19/16
Career: 11, vs. South Dakota State, 3/19/16
ACC: 10, at North Carolina, 1/17/16

Free Throws Made

Season: 2*, vs. Syracuse, 2/1/16
Career: 2*, vs. Syracuse, 2/1/16
ACC: 2*, vs. Syracuse, 2/1/16

Free Throw Attempts

Season: 21*, vs. Pittsburgh, 3/3/16
Career: 21*, vs. Pittsburgh, 3/3/16
ACC: 2*, at Florida State, 2/28/16

3-Point Field Goals Made

Season: 6, vs. NC State, 12/30/15
Career: 6, vs. NC State, 12/30/15
ACC: 6, vs. NC State, 12/30/15

3-Point Field Goal Attempts

Season: 8*, at North Carolina, 1/17/16
Career: 8*, at North Carolina, 1/17/16
ACC: 8*, at North Carolina, 1/17/16

Minutes

Season: 34, at North Carolina, 1/17/16
Career: 34, at North Carolina, 1/17/16
ACC: 34, at North Carolina, 1/17/16

* Recorded more than once with most recent listed
! ACC Tournament game

minutes ... Registered co-game-high five assists versus No. 10/10 Louisville (2/25) ... Scored 18 points on 7-of-11 shooting from the floor, including 4-of-6 from beyond the arc, in the NCAA Tournament against South Dakota State (3/19).

High School/Prior to Miami: Graduated from Caland Lyceum ... Played for CTO Amsterdam in Women's First Division in the Netherlands ... Averaged 15.8 points, 6.1 rebounds, 3.3 assists and 2.7 steals per game in 2013-14 ... Listed by ProspectsNation.com as a five-star prospect and the third-best international prospect in her class, including the top point guard ... Named to the Women's First Division All-Star Team in 2014 and helped her team reach the playoff semifinals ... Set the CTO Amsterdam career records for points, assists and steals, as well as ranked third in rebounds ... Named the Rookie of the Year in the Dutch Eredivisie in 2012-13 after posting 12.0 points, 4.3 rebounds, 4.0 assists and 1.6 steals per game ... Helped her team advance to the playoff semifinals that season ... Recorded 6.7 points, 3.3 rebounds, 2.8 assists and 1.0 steal per game in 2011-12 ... In July 2015, led the FIBA U19 World Championship in assists (6.7) and ranked fifth in average efficiency rating (18.1) ... Part of the first Dutch team regardless of age or gender to win a top-flight medal at a European Championship, earning bronze at the FIBA U20 European Championship in July 2015 ... Ranked eighth in the tournament in 3-point percentage (42.9) and ninth in assists (2.9) ... Averaged 11.4 points per game at the FIBA U19 World Championship in July 2013 ... Selected to the All-Star Five at the FIBA U18 European Championship Division A in July 2013 after finishing first in free throw percentage (85.2), seventh in 3-point percentage (40.0), eighth in field goal percentage (42.7) and ninth in assists (3.0) ... Also played in four other FIBA competitions from 2010-15, for a total of eight.

Personal: Full name is Laura Cornelius ... Born Feb. 8, 1996 ... Parents are Ernst-Jan Cornelius and Marie-Louise Cornelius-DeJonge ... Father is an agriculture official and mother works at a law firm ... Has a younger brother, Stefan ... Intends to major in public health ... Favorite athletes are Stephen Curry because of his shooting ability and great skills, and LeBron James because of his strong mentality and athleticism ... Best sports memory is winning the bronze medal at the 2015 U20 FIBA European Championship Division A ... Chose Miami because of its basketball program and high-level academics ... Committed to Miami over Duke, Gonzaga, Iowa State and Kansas State.

2015-16			
Opposition	P	R	A
Wright State	6	4	4
Bethune-Cookman	6	1	2
at Old Dominion	8	4	5
at Loyola Chicago	5	0	4
at Charlotte	2	1	2
Milwaukee	10	3	2
La Salle	2	1	3
Illinois	0	2	2
Coppin State	3	2	3
UMass Lowell	3	4	5
vs. Baylor	7	1	2
vs. Indiana	12	1	3
FIU	6	1	1
NC State	20	1	0
at Virginia	7	4	2
Pittsburgh	4	2	5
at Clemson	17	1	2
Wake Forest	0	3	5
at North Carolina	13	8	7
Florida State	0	2	1
at Virginia Tech	3	2	2
Syracuse	8	2	2
at Boston College	6	0	1
Duke	3	5	3
at Georgia Tech	3	1	2
at Notre Dame	0	2	0
Virginia Tech	3	2	1
Louisville	3	1	5
at Florida State	3	1	2
vs. Pittsburgh	4	2	3
vs. Florida State	0	2	1
vs. Notre Dame	2	1	1
vs. South Dakota State	18	0	1

CORNELIUS CAREER STATISTICS										3-Point			Free Throws			Rebounds													Scoring	
Season	GP	GS	Min.	Avg.	FG	FGA	Pct	FG	FGA	Pct	FT	FTA	Pct	Off	Def	Tot	Avg	PF	FO	Ast	TO	Blk	Stl	Pts	Avg					
2015-16	33	0	738	22.4	66	167	.395	47	111	.423	8	10	.800	14	53	67	2.0	55	1	84	56	1	23	187	5.7					
TOTAL	33	0	738	22.4	66	167	.395	47	111	.423	8	10	.800	14	53	67	2.0	55	1	84	56	1	23	187	5.7					



#30 ERYKAH DAVENPORT

Junior • Forward/Center • 6-2
Decatur, Ga.
Tucker

As a Sophomore (2015-16): Played in all 33 games, starting the first 11 contests and the final 10 for a total of 21 ... Scored in double figures seven times ... Lone Hurricane to tally five blocked shots in a game and tied for the most rebounds (15) and steals (five) on the team in a game all season ... Led Miami in defensive rebounds (3.6) and finished second in blocked shots (25) ... Ranked third on the team in field goal percentage (51.2) and rebounding (5.2) ... Fourth among Hurricanes in offensive rebounding (1.6) and free throws attempted (72), as well as fifth in steals (31) ... Averaged 6.2 points, scoring a total of 203 points on the season ... Made her first-career start in the season opener against Wright State (11/13) ... Nearly recorded a double-double with 10 points on 5-of-6 shooting and a co-game-high nine rebounds at Old Dominion (11/17) ... Led the Hurricanes in rebounding for the second game in a row with nine at Loyola Chicago (11/21) ... Scored 12 points, recorded four steals and blocked two shots versus La Salle (11/29) ... Recorded double-digit points in back-to-back games for the first time in her career with 10 against both Coppin State (12/4) and UMass Lowell (12/6) ... Posted 11 points in Miami's victory over FIU (12/22) ... Tallied 12 points at Clemson (1/10) ... Finished with nine points and a co-team-high seven boards at Virginia Tech (1/28) ... Led all players with eight rebounds against eventual NCAA runner-up Syracuse (2/1) ... Scored eight points and grabbed a game-high nine rebounds versus Boston College (2/4) ... Set a career best with a game-high 15 rebounds in the Hurricanes' victory over Duke (2/7), marking her fourth straight game with at least seven boards ... Logged 12 points on 5-of-7 shooting blocked a pair of shots in her first-career game in her home state when Miami won at Georgia Tech (2/11) ... Tied for the team lead with seven rebounds against Virginia Tech (2/21) ... Registered nine points, seven rebounds, a game- and career-high five steals and two blocks at No. 12/12 Florida State (2/28).

As a Freshman (2014-15): Played in all 33 games, twice scored double figures and finished second on Miami with 18 blocks ... Ranked fifth on the team with 121 rebounds on the season and had the most boards of any Hurricane in a single game with 13 in the first round of the NCAA Tournament ... Had six points, two rebounds and one block in her Hurricane debut against Oakland (11/14) ... Recorded a block in each of the first five games of her career ... Set then-career bests in points (nine), rebounds (five), field goals

Davenport Season / Career Highs Points

Season: 12*, at Georgia Tech, 2/11/16
Career: 13, at Pittsburgh, 2/1/15
ACC: 13, at Pittsburgh, 2/1/15

Rebounds

Season: 15, vs. Duke, 2/7/16
Career: 15, vs. Duke, 2/7/16
ACC: 15, vs. Duke, 2/7/16

Assists

Season: 2*, vs. Virginia Tech, 2/21/16
Career: 2*, vs. Virginia Tech, 2/21/16
ACC: 2*, vs. Virginia Tech, 2/21/16

Steals

Season: 5, at Florida State, 2/28/16
Career: 5, at Florida State, 2/28/16
ACC: 5, at Florida State, 2/28/16

Blocked Shots

Season: 5, at Loyola Chicago, 11/21/15
Career: 5, at Loyola Chicago, 11/21/15
ACC: 2*, at Florida State, 2/28/16

Field Goals Made

Season: 5*, at Georgia Tech, 2/11/16
Career: 6, at Pittsburgh, 2/1/15
ACC: 6, at Pittsburgh, 2/1/15

Field Goal Attempts

Season: 10, vs. UMass Lowell, 12/6/15
Career: 10*, vs. UMass Lowell, 12/6/15
ACC: 10, at Pittsburgh, 2/1/15

Free Throws Made

Season: 6, vs. Pittsburgh, 1/7/16
Career: 6, vs. Pittsburgh, 1/7/16
ACC: 6, vs. Pittsburgh, 1/7/16

Free Throw Attempts

Season: 8, vs. Pittsburgh, 1/7/16
Career: 8, vs. Pittsburgh, 1/7/16
ACC: 8, vs. Pittsburgh, 1/7/16

3-Point Field Goals Made

Season: N/A
Career: N/A
ACC: N/A

3-Point Field Goal Attempts

Season: 1, vs. Virginia Tech, 2/21/16
Career: 1, vs. Virginia Tech, 2/21/16
ACC: 1, vs. Virginia Tech, 2/21/16

Minutes

Season: 30, at Florida State, 2/28/16
Career: 30, at Florida State, 2/28/16
ACC: 30, at Florida State, 2/28/16

* Recorded more than once with most recent listed

(four) and field goal attempts (six) in the win over Jacksonville (12/6), with her five boards tying for the team lead ... Recorded multiple blocks for the first time in her career in Miami's win over Boston College (1/4) ... Set a season high with three steals at Virginia Tech (1/11) and also had five rebounds ... Set a then-career best with a team-high seven rebounds and also played a season-high 24 minutes at No. 16/14 Duke (1/18) ... Set a new career high in rebounds for the second consecutive game, this time grabbing nine to tie for the game's top mark in the win over Virginia (1/21) ... Recorded a season-high 13 points and pulled down eight rebounds, including a career-high six on the offensive end, at Pittsburgh (2/1), while also equaling her career best with two blocks ... Had seven rebounds in the win over Virginia Tech (2/5), the fourth time in a five-game stretch she had seven-plus boards ... Posted eight points and a season-high-tying three steals in the victory at No. 23/22 Syracuse (2/12) ... Scored in double figures for the second time in her career with 10 points against No. 17/14 North Carolina (2/22), giving her 100 points as a Hurricane ... Led all players with a season-high 13 rebounds in the win over No. 6 seed Washington (3/20) in the first round of the NCAA Tournament, with the 13 boards placing her tied for seventh in program history in NCAA Tournament action, her five offensive rebounds tied for eighth and eight defensive boards tied for sixth ... Became the eighth player in program history with a block in multiple NCAA Tournament games when she recorded one in the second round against third-seeded Iowa (3/22).

High School: Graduated from Tucker High School ... Averaged 15.0 points, 10.0 rebounds, 6.0 assists and 4.0 steals per game as a senior, leading her team in scoring, rebounding and steals ... Ranked as a three-star prospect and top-25 forward recruit by ESPN HoopGurlz ... Selected as the 5A Georgia Player of the Year as a senior ... Team captain and team MVP as both a junior and senior ... Won the first state title in school history as a senior, finishing the season with a 27-4 record ... Averaged 16 points and nine rebounds as a junior ... Named all-state as a sophomore and junior ... Received a varsity letter in basketball all four years of high school ... Played on the volleyball team as a junior and senior ... Junior class president ... Graduated with honors distinction ... Member of the beta club ... Part of the Cupcake Kids, a volunteer organization ... High school prom queen ... Notable Tucker alumni in athletics include Dwayne Harris of the New York Giants and former NBA player MarShon Brooks, who now plays in China.

Personal: Full name is Erykah Joyne Davenport ... First name is pronounced like Erica ... Nickname is "E" ... Born July 24, 1996 ... Mother is Quovadis Davenport ... Has an older brother, Erus ... Majoring in broadcast journalism ... Enjoys singing and taking pictures ... Favorite athlete is Erika de Souza of the Atlanta Dream.

2015-16			
Opposition	P	R	A
Wright State	2	4	0
Bethune-Cookman	6	6	1
at Old Dominion	10	9	0
at Loyola Chicago	6	9	2
at Charlotte	3	4	0
Milwaukee	8	6	0
La Salle	12	3	1
Illinois	6	1	0
Coppin State	10	7	0
UMass Lowell	10	5	0
vs. Baylor	2	2	0
vs. Indiana	2	5	0
FIU	11	4	1
NC State	0	5	0
at Virginia	9	5	0
Pittsburgh	6	4	1
at Clemson	12	4	0
Wake Forest	2	2	0
at North Carolina	4	5	1
Florida State	2	2	2
at Virginia Tech	9	7	0
Syracuse	2	8	0
at Boston College	8	9	1
Duke	6	15	1
at Georgia Tech	12	4	0
at Notre Dame	4	2	0
Virginia Tech	5	7	2
Louisville	7	2	0
at Florida State	9	7	0
vs. Pittsburgh	6	5	1
vs. Florida State	4	8	0
vs. Notre Dame	8	4	0
vs. South Dakota State	0	2	0

2014-15			
Opposition	P	R	A
Oakland	6	2	0
at Middle Tennessee	0	2	0
North Florida	2	4	0
Arizona State	4	2	0
Illinois State	5	2	0
Tulsa	0	0	0
Wisconsin	0	2	0
Jacksonville	9	5	1
Coppin State	5	5	0
vs. UCLA	4	4	0
at Tulane	4	0	0
Florida A&M	1	5	0
LSU	0	1	0
Boston College	7	4	0
Notre Dame	0	0	0
at Virginia Tech	2	5	0
Clemson	2	2	0
at Duke	4	7	1
Virginia	3	9	0
at Louisville	0	2	0
at Pittsburgh	13	8	0
Virginia Tech	5	7	0
at Florida State	2	3	0
at Syracuse	8	5	0
Georgia Tech	0	3	0
at NC State	4	3	1
North Carolina	10	3	0
at Wake Forest	4	2	0
Florida State	5	3	0
vs. Virginia	0	2	0
vs. Notre Dame	1	3	0
vs. Washington	6	13	1
at Iowa	0	3	0

DAVENPORT CAREER STATISTICS										3-Point			Free Throws			Rebounds														Scoring	
Season	GP	GS	Min.	Avg.	FG	FGA	Pct	FG	FGA	Pct	FT	FTA	Pct	Off	Def	Tot	Avg	PF	FO	Ast	TO	Bk	Stl	Pts	Avg						
2014-15	33	0	409	12.4	50	114	.439	0	0	.000	16	37	.432	47	74	121	3.7	76	2	4	48	18	21	116	3.5						
2015-16	33	21	591	17.9	83	162	.512	0	1	.000	37	72	.514	53	119	172	5.2	80	3	14	53	25	31	203	6.2						
TOTAL	66	21	1000	15.2	133	276	.482	0	1	.000	53	109	.486	100	193	293	4.4	156	5	18	101	43	52	319	4.8						



#51 SERENA-LYNN GELDOLF

Freshman • Center • 6-6
Ostend, Belgium
KA Redingenhof Leuven

High School/Prior to Miami: Graduated from KA Redingenhof Leuven ... Ranked by ProspectsNation.com as a four-star recruit and the No. 18 international player in her class, including fifth among post players ... Averaged 8.1 points and 8.3 rebounds per game at the U20 FIBA European Championship Division A in July 2016 ... Tallied 10.2 points, 8.1 rebounds and 2.1 blocks per contest at the FIBA U18 European Championship Division A in August 2015 ... Led all players in the event in blocks per game and single-game blocks (five), plus ranked ninth in defensive rebounds per contest (5.9) ... Notched 8.7 points and 6.1 rebounds a game at the FIBA U19 World Championship in July 2015 ... Averaged 10.8 points, 6.8 rebounds and 3.8 blocks an outing at the FIBA U16 European Championship Division A in July 2013 ... Logged two double-doubles in the tournament, led all players in blocks per game and single-game blocks (10), as well as finished fourth in field goal percentage (45.7) ... Also played in three other FIBA tournaments with Belgium from 2012-16 for a total of seven ... Participated in the EuroCup with the Lotto Young Cats in both 2014 and 2015 ... Soccer player Dries Mertens of the Belgian Men's National Team and former Alabama men's basketball player Retin Obasohan also attended KA Redingenhof Leuven.

Personal: Full name is Serena-Lynn Petra G Geldof ... The "G" in her middle name is for her godfather, whose name is Guy ... Goes by Serena ... Born March 2, 1997 ... Parents are Paul Covemaeker and Sandra Geldof ... Father is a mechanist and mother is a physiotherapist ... Has an older stepbrother, Vic ... Intends to major in forensic science ... Career goal is to be a forensic scientist for the police ... Enjoys swimming, lifeguarding and reading ... Favorite athletes are Ann Wauters and Emma Meesseman because they are Belgian centers who played in the WNBA ... Best sports memory is winning a tournament in Vienna ... Chose Miami because of the coaching staff, the vibe of the team and Katie Meier's familiarity with playing overseas ... Committed to Miami over Illinois.



#5 NIGIA GREENE

Senior • Guard • 5-10
Atlanta, Ga.
St. Francis

As a Junior (2015-16): Played in 16 games, missing 14 contests due to a right knee injury ... Averaged 10.3 minutes and 2.9 points per game ... Turned the ball over only seven times ... Made both of her free throw attempts in the B1G/ACC Challenge win over Illinois (12/2) ... Scored a season-high 10 points in a co-season-high 17 minutes against UMass Lowell (12/6), connecting on two 3-pointers and tallying two steals in the victory ... Tallied eight points, including connecting on a pair of 3-pointers, and two steals in her return from injury at third-ranked Notre Dame (2/14) ... Made two 3-pointers versus Virginia Tech (2/21) ... Tied her season best with 17 minutes of court time against No. 10/10 Louisville (2/25) ... Dished out a career-high-tying two assists in Miami's ACC Tournament win over Pittsburgh (3/3).

As a Sophomore (2014-15): Played in all 33 games with four starts and scored in double digits seven times ... Shot 81.8 percent (18-of-22) from the free throw line, the best mark of any Hurricane, and also finished third on the team in total steals (35) ... Scored eight points and shot 2-of-3 from 3-point range in her Miami debut against Oakland (11/14) ... Scored 10 points in her first-career road game at Middle Tennessee (11/17) ... Posted seven points in the first start of her career in Miami's win over North Florida (11/21) ... Tied for the team lead with a career-high 16 points against Illinois State (11/28) and also posted multiple steals for third straight game, leading or sharing the team lead each time ... Had 12 points in the Hurricanes' win over Jacksonville (12/6) ... Scored a game-high 11 points against Coppin State (12/13), giving

Greene Season / Career Highs Points

Season: 10, vs. UMass Lowell, 12/6/15
Career: 16, vs. Illinois State, 11/28/14
ACC: 12, at Virginia Tech, 1/11/15

Rebounds

Season: 2, vs. Coppin State, 12/4/15
Career: 4, at Syracuse, 2/12/15
ACC: 4, at Syracuse, 2/12/15

Assists

Season: 2, vs. Pittsburgh, 3/3/16
Career: 2*, vs. Pittsburgh, 3/3/16
ACC: 1*, at Notre Dame, 2/14/16

Steals

Season: 2*, at Notre Dame, 2/14/16
Career: 3*, vs. Georgia Tech, 2/15/15
ACC: 3, vs. Georgia Tech, 2/15/15

Blocked Shots

Season: N/A
Career: N/A
ACC: N/A

Field Goals Made

Season: 4, vs. UMass Lowell, 12/6/15
Career: 6, vs. Illinois State, 11/28/14
ACC: 4, at Virginia Tech, 1/11/15

Field Goal Attempts

Season: 10, vs. UMass Lowell, 12/6/15
Career: 15, vs. Illinois State, 11/28/14
ACC: 8, vs. Boston College, 1/4/15

Free Throws Made

Season: 2, vs. Illinois, 12/2/15
Career: 3, vs. Georgia Tech, 2/15/15
ACC: 3, vs. Georgia Tech, 2/15/15

Free Throw Attempts

Season: 4, vs. Milwaukee, 11/27/15
Career: 4*, vs. Milwaukee, 11/27/15
ACC: 4, vs. Georgia Tech, 2/15/15

3-Point Field Goals Made

Season: 2*, vs. Virginia Tech, 2/21/16
Career: 3, vs. Florida A&M, 12/28/14
ACC: 2*, vs. Virginia Tech, 2/21/16

3-Point Field Goal Attempts

Season: 7, vs. Coppin State, 12/4/15
Career: 8, vs. Coppin State, 12/13/14
ACC: 6, at Duke, 1/18/15

Minutes

Season: 18, vs. Coppin State, 12/4/15
Career: 27, vs. Florida A&M, 12/28/14
ACC: 23, at Virginia Tech, 1/11/15

* Recorded more than once with most recent listed
! ACC Tournament game

her double digits for the fourth time in her first nine career games ... Had eight points and hit two 3-pointers in Miami's win over UCLA (12/18) ... Posted 14 points and set career highs in made 3-pointers (three) and minutes played (27) against Florida A&M (12/28) ... Recorded 12 points, the second-most on the team, in a victory at Virginia Tech (1/11) ... Scored 11 points, tied a career best with a team-high three steals and set career highs in free throws made (three) and attempted (four) against Georgia Tech (2/15).

As a Freshman (2013-14): Missed season due to right knee injury.

High School: Graduated from St. Francis High School ... Ranked No. 41 overall in the nation and eighth at position according to ESPN HoopGurlz ... Averaged 18.0 points per game while leading St. Francis to a 25-6 record ... Played for Peak Performance National ... Named to North Fulton All-Metro Honorable Mention ... As a sophomore was named Georgia All-State Class A Second Team.

Personal: Full name is Nigia Greene ... First name is pronounced Nye-ZHEE-Uh ... Goes by Gia ... Born on Oct. 5, 1994, in Chesapeake, Va. ... Majoring in electronic media ... Hobbies include shopping and listening to music ... Daughter of Shikena Greene.

2015-16			
Opposition	P	R	A
Wright State	-	-	-
Bethune-Cookman	-	-	-
at Old Dominion	-	-	-
at Loyola Chicago	3	1	0
at Charlotte	3	0	1
Milwaukee	3	1	0
La Salle	5	1	0
Illinois	2	1	1
Coppin State	3	2	0
UMass Lowell	10	1	1
vs. Baylor	0	2	0
vs. Indiana	-	-	-
FIU	-	-	-
NC State	-	-	-
at Virginia	-	-	-
Pittsburgh	-	-	-
at Clemson	-	-	-
Wake Forest	-	-	-
at North Carolina	-	-	-
Florida State	-	-	-
at Virginia Tech	-	-	-
Syracuse	-	-	-
at Boston College	-	-	-
Duke	-	-	-
at Georgia Tech	-	-	-
at Notre Dame	8	0	1
Virginia Tech	6	1	0
Louisville	0	0	0
at Florida State	3	0	0
vs. Pittsburgh	0	0	2
vs. Florida State	0	0	0
vs. Notre Dame	0	0	0
vs. South Dakota State	0	0	0

2014-15			
Opposition	P	R	A
Oakland	8	1	0
at Middle Tennessee	10	3	0
North Florida	7	2	2
Arizona State	0	1	0
Illinois State	16	2	0
Tulsa	3	2	0
Wisconsin	3	0	0
Jacksonville	12	1	1
Coppin State	11	3	0
vs. UCLA	8	1	1
at Tulane	0	0	0
Florida A&M	14	3	2
LSU	7	1	0
Boston College	2	3	0
Notre Dame	2	0	0
at Virginia Tech	12	2	0
Clemson	4	3	1
at Duke	6	0	0
Virginia	7	0	1
at Louisville	0	1	1
at Pittsburgh	0	0	0
Virginia Tech	0	1	0
at Florida State	2	0	0
at Syracuse	5	4	1
Georgia Tech	11	2	1
at NC State	0	0	0
North Carolina	0	0	1
at Wake Forest	4	1	0
Florida State	4	2	0
vs. Virginia	4	3	0
vs. Notre Dame	2	2	1
vs. Washington	0	0	1
at Iowa	3	2	0

GREENE CAREER STATISTICS										3-Point			Free Throws			Rebounds														Scoring	
Season	GP	GS	Min.	Avg.	FG	FGA	Pct	FG	FGA	Pct	FT	FTA	Pct	Off	Def	Tot	Avg	PF	FO	Ast	TO	Blk	Stl	Pts	Avg						
2013-14	DNP																														
2014-15	33	4	497	15.1	60	155	.387	29	103	.282	18	22	.818	12	34	46	1.4	24	0	14	27	0	35	167	5.1						
2015-16	16	0	164	10.3	16	56	.286	11	38	.289	3	6	.500	1	9	10	0.6	3	0	6	7	0	9	46	2.9						
TOTAL	49	4	661	13.5	76	211	.360	40	141	.284	21	28	.750	13	43	56	1.1	27	0	20	34	0	44	213	4.3						



#0 KEYANNA HARRIS

Junior • Forward • 6-0
Riviera Beach, Fla.
William T. Dwyer

As a Sophomore (2015-16): Played in 32 of 33 games ... Averaged 2.9 points and 1.9 rebounds ... Tallied 22 steals ... Shot 26-of-39 at the free throw line ... Ranked fourth on the team in free throw percentage (min. 1 FTA per game, 66.7) ... Recorded her first double-digit scoring game with 10 points on a career-high five made field goals at Charlotte (11/23) ... Set a career best with five rebounds against Milwaukee (11/27) ... Posted 10 points for the second time in her career a win against Coppin State (12/4), while also matching her career best with five rebounds and shooting 4-of-5 at the stripe... Scored eight points against UMass Lowell (12/6) ... Logged a career-high and co-game-high four assists in a career-best 21 minutes the Hurricanes' victory over FIU (12/22) and also shot 4-of-4 at the line ... Posted three steals in a game for the first time against No. 10/10 Louisville (2/25), while also setting a career high with six free throws attempted ... Scored six points in Miami's NCAA Tournament game versus South Dakota State (3/19).

As a Freshman (2014-15): Played in 23 games and finished the season with 25 points, 15 rebounds, 14 steals and eight assists ... Connected on 8-of-11 free throws in her first season at Miami ... Made her Hurricane debut against Oakland (11/14), recording two steals ... Posted the first points, rebound and assist of her career in the win over North Florida (11/21) ... Set several season highs against Illinois State (11/28), including minutes (17), points (nine), assists (three), field goals made (four) and field goal attempts (five), as well recorded her first block and made 3-pointer ... Scored her first career

Harris Season / Career Highs Points

Season: 10*, vs. Coppin State, 12/4/15
Career: 10*, vs. Coppin State, 12/4/15
ACC: 5*, vs. Louisville, 2/25/16

Rebounds

Season: 5*, vs. Coppin State, 12/4/15
Career: 5*, vs. Coppin State, 12/4/15
ACC: 4*, vs. Louisville, 2/25/16

Assists

Season: 4, vs. FIU, 12/22/15
Career: 4, vs. FIU, 12/22/15
ACC: 3*, at Wake Forest, 2/26/15

Steals

Season: 3, vs. Louisville, 2/25/16
Career: 3, vs. Louisville, 2/25/16
ACC: 3, vs. Louisville, 2/25/16

Blocked Shots

Season: 2!, vs. Notre Dame, 3/5/16
Career: 2!, vs. Notre Dame, 3/5/16
ACC: 1*, at Boston College, 2/4/16

Field Goals Made

Season: 5, at Charlotte, 11/23/15
Career: 5, at Charlotte, 11/23/15
ACC: 2*, at North Carolina, 1/17/16

Field Goal Attempts

Season: 6*, vs. UMass Lowell, 12/6/15
Career: 6*, vs. UMass Lowell, 12/6/15
ACC: 5*, at Boston College, 2/4/16

Free Throws Made

Season: 4*, vs. FIU, 12/22/15
Career: 4*, vs. FIU, 12/22/15
ACC: 3*, vs. Louisville, 2/25/16

Free Throw Attempts

Season: 6, vs. Louisville, 2/25/16
Career: 6, vs. Louisville, 2/25/16
ACC: 6, vs. Louisville, 2/25/16

3-Point Field Goals Made

Season: 1, at North Carolina, 1/17/16
Career: 1*, at North Carolina, 1/17/16
ACC: 1, at North Carolina, 1/17/16

3-Point Field Goal Attempts

Season: 3, at Old Dominion, 11/17/15
Career: 3, at Old Dominion, 11/17/15
ACC: 2*, at Boston College, 2/4/16

Minutes

Season: 21, vs. FIU, 12/22/15
Career: 21, vs. FIU, 12/22/15
ACC: 16*, vs. Louisville, 2/25/16

* Recorded more than once with most recent listed
! ACC Tournament game

points in ACC play at No. 9/8 Florida State (2/8) ... Scored five points, the second-most of her season, to help Miami to a win at No. 23/22 Syracuse (2/12) ... Had three assists at Wake Forest (2/26), tying for the team lead and matching her season high, while also setting season bests in free throws made (three) and attempted (three).

High School: Graduated from William T. Dwyer High School ... Averaged 20.4 points, 9.3 rebounds, 4.1 assists and 5.3 steals as a senior ... Ranked as a three-star prospect and a top-25 forward recruit by ESPN HoopGurlz ... McDonald's All-American Game nominee ... Named the *Palm Beach Post* Large Schools Player of the Year as a junior, as well as the *Sun Sentinel* 8A Player of the Year ... Palm

Beach County Athletic Association First Team selection as a junior ... Won a district title and finished as the state runner-up her junior year ... First team all-conference as a sophomore ... Second team all-county and Outstanding Rookie of the Year as a freshman ... Member of the track and field team ... Set the school record in the high jump and made regionals ... Named to the honor roll ... Notable Dwyer alumni in athletics include Alonzo Gee of the New Orleans Pelicans and Matt Elam of the Baltimore Ravens.


Personal: Full name is Keyanna Renika Harris ... Nickname is Keke ... Born Feb. 14, 1995 ... Parents are Lamar and Beverly Harris ... Has an older sister, Shamar, and an older brother, Chris ... Sister played basketball at Lynn University ... Cousin of former NBA player Jumaine Jones ... Majoring in criminology ... Loves to dance ... Lists former Miami All-American Shenise Johnson, a current standout with the Indiana Fever, as her role model and favorite athlete.

2015-16			
Opposition	P	R	A
Wright State	4	1	0
Bethune-Cookman	0	1	2
at Old Dominion	2	1	1
at Loyola Chicago	2	2	0
at Charlotte	10	3	0
Milwaukee	4	5	0
La Salle	3	2	0
Illinois	0	0	0
Coppin State	10	5	1
UMass Lowell	8	2	2
vs. Baylor	0	0	0
vs. Indiana	2	0	0
FIU	4	4	4
NC State	2	2	1
at Virginia	0	2	1
Pittsburgh	5	4	0
at Clemson	0	3	2
Wake Forest	0	1	0
at North Carolina	5	2	0
Florida State	1	0	2
at Virginia Tech	3	0	0
Syracuse	2	3	0
at Boston College	2	2	1
Duke	0	3	0
at Georgia Tech	2	1	1
at Notre Dame	3	1	0
Virginia Tech	2	1	0
Louisville	5	4	0
at Florida State	-	-	-
vs. Pittsburgh	2	1	0
vs. Florida State	0	2	0
vs. Notre Dame	4	1	0
vs. South Dakota State	6	3	1

2014-15			
Opposition	P	R	A
Oakland	0	0	0
at Middle Tennessee	0	0	0
North Florida	2	1	1
Arizona State	-	-	-
Illinois State	9	2	3
Tulsa	0	1	0
Wisconsin	0	0	0
Jacksonville	2	2	0
Coppin State	2	1	1
vs. UCLA	-	-	-
at Tulane	0	0	0
Florida A&M	0	2	0
LSU	-	-	-
Boston College	0	0	0
Notre Dame	-	-	-
at Virginia Tech	0	0	0
Clemson	0	1	0
at Duke	0	1	0
Virginia	0	0	0
at Louisville	-	-	-
at Pittsburgh	0	1	0
Virginia Tech	0	1	0
at Florida State	2	1	0
Syracuse	5	0	0
Georgia Tech	0	0	0
at NC State	0	1	0
North Carolina	-	-	-
at Wake Forest	3	0	3
Florida State	0	0	0
vs. Virginia	-	-	-
vs. Notre Dame	-	-	-
vs. Washington	-	-	-
at Iowa	-	-	-

HARRIS CAREER STATISTICS

Season	GP	GS	Min.	Avg.	FG	FGA	Pct	FG	FGA	Pct	FT	FTA	Pct	Off	Def	Tot	Avg	PF	FO	Ast	TO	Blk	Stl	Pts	Avg
2014-15	23	0	148	6.4	8	23	.348	1	5	.200	8	11	.727	6	9	15	0.7	24	0	8	14	2	14	25	1.1
2015-16	32	0	361	11.3	33	87	.379	1	18	.056	26	39	.667	25	37	62	1.9	45	0	19	27	7	22	93	2.9
TOTAL	55	0	509	9.3	41	110	.373	2	23	.087	34	50	.680	31	46	77	1.4	69	0	27	41	9	36	118	2.1



#20

KEYONA HAYES

Redshirt Senior • Forward • 6-1
Marietta, Ga.
St. Francis

As a Redshirt Junior (2015-16): Played in all 33 games, earning 31 starting nods ... Logged double-digit points 13 times, including three games in a row on two occasions, and had one double-double ... Led Miami in rebounding (5.5) and ranked second in field goal percentage (53.5), offensive rebounding (2.0) and defensive rebounding (3.6) ... Third on the team in scoring (9.1), field goals made (131) and free throw percentage (min. 1 FTA per game, 67.3) ... Was fourth among Hurricanes in minutes (24.0), steals (42) and blocks (10), as well as fifth in assists (1.5), free throws made (35) and free throws attempted (52) ... Registered the eighth-best field goal percentage in a single season in Miami history ... Ranked eighth in the ACC in field goal percentage and had the second-best clip (56.3) in conference-only games ... One of two players in the ACC to make nine field goals in a game without a miss ... Had the best field goal percentage at the 2016 ACC Tournament (76.2, 16-of-21) ... Opened the season with 14 points and a team-high nine rebounds against Wright State (11/3) ... Tallied a double-double with 12 points and a game-high 11 points versus Bethune-Cookman (11/15) ... Had eight points, eight rebounds and a season-high three blocks at Loyola Chicago (11/21) ... Posted 10 points and nine rebounds at Charlotte (11/23) ... Tallied eight points, a team-high nine rebounds and a game-high three steals versus Coppin State (12/4) ... Recorded a career-high and co-game-high five assists in the win over UMass Lowell (12/6) ... Scored 10 points and grabbed nine rebounds against Indiana (12/20) ... Shot 7-of-7 and totaled 15 points versus Pittsburgh (1/7) ... Scored a season-high 22 points against Wake Forest, shooting 8-of-10 from the field and 6-of-7 at the stripe, in the win over Wake Forest (1/14), while blocking a co-game-high two shots and tallying season-high-tying three steals ... Had 18 points and a co-season-high three steals against No. 14/13 Florida State, shooting 7-of-11 from the floor and 4-of-5 from the line ... Totaled 11 points at Boston College (2/4) ... Scored 13 points in the win over Duke (2/7) ... Registered 16 points in her home state when Miami won at Georgia Tech (2/11) ... Fell just shy of a double-double win 10 points and a game-high nine boards in a season-best 34 minutes at No. 12/12 Florida State (2/28) ... Recorded 18 points and a team-high seven rebounds in the ACC Tournament victory over Pittsburgh (3/3), shooting 9-of-9 from the floor, her second perfect mark of the season against the Panthers ... Notched 13 points in Miami's ACC Tournament quarterfinal win versus No. 14/10 Florida State (3/4).

As a Junior (2014-15): Redshirted due to right ankle injury.

Hayes Season / Career Highs**Points**

Season: 22, vs. Wake Forest, 1/14/16
 Career: 22*, vs. Wake Forest, 1/14/16
 ACC: 22*, vs. Wake Forest, 1/14/16

Rebounds

Season: 11, vs. Bethune-Cookman, 11/15/15
 Career: 15#, vs. Stetson, 3/20/14
 ACC: 13, at Boston College, 1/16/14

Assists

Season: 5, vs. UMass Lowell, 12/6/15
 Career: 5, vs. UMass Lowell, 12/6/15
 ACC: 3*, at Florida State, 2/28/16

Steals

Season: 3*, vs. Florida State, 1/24/16
 Career: 3*, vs. Florida State, 1/24/16
 ACC: 3*, vs. Florida State, 1/24/16

Blocked Shots

Season: 3, at Loyola Chicago, 11/21/15
 Career: 4, vs. Davidson, 12/8/12
 ACC: 2*, vs. Wake Forest, 1/14/16

Field Goals Made

Season: 91, vs. Pittsburgh, 3/3/16
 Career: 10, at Virginia, 2/27/14
 ACC: 10, at Virginia, 2/27/14

Field Goal Attempts

Season: 12, vs. Wright State, 11/13/15
 Career: 16*, at Florida State, 2/16/14
 ACC: 16, at Florida State, 2/16/14

Free Throws Made

Season: 6, vs. Wake Forest, 1/14/16
 Career: 10, vs. Georgia Tech, 2/9/14
 ACC: 10, vs. Georgia Tech, 2/9/14

Free Throw Attempts

Season: 7, vs. Wake Forest, 1/14/16
 Career: 10, vs. Georgia Tech, 2/9/14
 ACC: 10, vs. Georgia Tech, 2/9/14

3-Point Field Goals Made

Season: 1*, vs. Notre Dame, 3/4/16
 Career: 1*, vs. Notre Dame, 3/4/16
 ACC: 1*, at Georgia Tech, 2/11/16

3-Point Field Goal Attempts

Season: 2*, at North Carolina, 1/17/16
 Career: 2*, at North Carolina, 1/17/16
 ACC: 2*, at North Carolina, 1/17/16

Minutes

Season: 35, at Florida State, 2/28/16
 Career: 361, vs. Florida State, 3/6/14
 ACC: 35, at Florida State, 2/28/16

* Recorded more than once with most recent listed
 ! ACC Tournament game
 # WNIT game

As a Sophomore (2013-14):

Started 28 of 31 games ... Averaged 10.5 points, 6.5 rebounds, 1.1 assists in 23.7 minutes per game ... Totaled 327 points, 203 rebounds, 34 assists and 734 minutes ... Hit 50.6 percent (127-251) shots from field, 27.3 (38-115) shots from three and 67.3 (70-104) of shots at free throw line ... Started 11 of 16 ACC games ... In ACC play averaged 9.7 points and 6.1 rebounds in 22.1 minutes ... Totaled 155 points, 12 assists and 97 rebounds ... Connected on 51.7 percent (60-116) from field, 33.3 percent (33-46) from three and 71.7 percent (33-46) at free throw line ... Scored in double-figures in 19 games ... Led Canes in scoring in seven games ... Averaged team-high 14 ppg over last three games while shooting team-best 58 percent ... Finished season with team-high three double-doubles (12/28/13 vs Morgan State, 1/16/14 at Boston College, 3/20/14 vs. Stetson) ... Season highs: 22 points at Virginia, 02/27/14; 13 rebounds at Boston College, 01/16/14; 4 assists vs. Morgan State, 12/28/13; 32 minutes vs. Wake Forest, 02/23/14.

2015-16			
Opposition	P	R	A
Wright State	14	9	2
Bethune-Cookman	12	11	2
at Old Dominion	6	4	0
at Loyola Chicago	8	8	3
at Charlotte	10	9	0
Milwaukee	8	7	0
La Salle	6	4	1
Illinois	6	5	3
Coppin State	8	9	1
UMass Lowell	8	1	5
vs. Baylor	7	5	2
vs. Indiana	10	9	2
FIU	4	4	4
NC State	8	7	1
at Virginia	9	5	2
Pittsburgh	15	5	0
at Clemson	8	3	2
Wake Forest	22	6	1
at North Carolina	7	7	1
Florida State	18	7	2
at Virginia Tech	7	7	1
Syracuse	4	2	2
at Boston College	11	2	1
Duke	13	7	2
at Georgia Tech	16	5	1
at Notre Dame	2	2	1
Virginia Tech	6	2	2
Louisville	0	2	0
at Florida State	10	9	3
vs. Pittsburgh	18	7	2
vs. Florida State	13	5	2
vs. Notre Dame	5	5	0
vs. South Dakota State	2	3	0

2013-14			
Opposition	P	R	A
North Florida	13	9	2
Richmond	2	6	0
Middle Tennessee	12	1	0
at Oakland	15	5	2
Yale	17	7	0
St. Francis Brooklyn	15	5	0
Missouri	0	8	2
at Minnesota	20	6	2
Coppin State	8	12	0
at Arizona State	15	6	2
Morgan State	17	10	4
New Mexico	12	8	2
Penn	3	1	1
at Wake Forest	8	4	0
Florida State	2	3	1
at Virginia Tech	6	12	0
at Boston College	11	13	1
NC State	4	3	1
at Notre Dame	0	7	0
at Clemson	11	7	0
Duke	2	2	0
at North Carolina	14	3	0
Georgia Tech	14	7	2
Maryland	2	1	0
at Florida State	22	8	3
Syracuse	6	7	1
Wake Forest	12	4	0
at Virginia	22	9	2
Pittsburgh	19	7	1
vs. Florida State	10	7	4
Stetson	13	15	1


2012-13			
Opposition	P	R	A
North Florida	4	2	0
at Richmond	10	11	2
Tennessee	7	6	1
Florida Atlantic	14	11	0
Radford	0	5	0
Penn State	4	6	0
Alcorn State	3	0	0
Davidson	12	4	0
at Rutgers	0	3	1
NC State	10	4	0
Central Conn. State	11	15	0
Wisconsin	6	9	0
Clemson	5	1	0
Virginia	4	1	0
at Maryland	2	3	0
at Florida State	7	3	2
Georgia Tech	2	1	0
at Virginia	8	5	0
at Wake Forest	3	2	0
North Carolina	0	1	0
at Duke	2	8	0
Virginia Tech	8	11	0
at Clemson	12	10	0
Florida State	8	10	1
Boston College	7	9	1
at NC State	4	6	1
at Georgia Tech	14	11	1
Duke	2	2	1
at Virginia Tech	2	3	0
vs. Virginia Tech	2	1	0
vs. Florida State	1	1	1
at Iowa	0	1	0

As a Freshman (2012-13): ACC Rookie of the Week (1/11/13) ... Miami Holiday Tournament All-Tournament Team

Scored four points and grabbed two rebounds in collegiate debut vs. North Florida (11/9) ... Recorded first double-double of collegiate career with 10 points and 11 rebounds at Richmond (11/12) ... Second double-double came vs. Florida Atlantic, scored new career-high 14 points and grabbed 14 boards (11/23) ... Pulled down six rebounds in win over No. 6 Penn State (11/29) ... Scored 12 points to go with four rebounds and a season-best four block vs. Davidson (12/8) ... Poured in 10 points in ACC opener against NC State (12/20) ... Third double-double came with 11 points and 15 rebounds vs. Central Connecticut State (12/28) ... Scored seven points at Florida State (1/13) ... Led Miami with 11 rebounds vs. Virginia Tech (2/3), also scored eight points ... Netted fourth double-double of season with 12 points and 10 rebounds at Clemson (2/7) ... Pulled down nine rebounds and scored seven points vs. Boston College (2/17) ... Recorded her fifth double-double of the season with 14 points and 11 rebounds at Georgia Tech (2/24).

High School: Graduated from St. Francis High School ... Ranked as high as No. 31 overall prospect by Blue Star Basketball ... ESPN HoopGurlz ranked her as the No. 11 forward in nation ... Named to 2012 GSWA Class A All-State First Team and 2012 *Atlanta Journal-Constitution* Class A All-State First Team averaging 16.0 points and 6.0 rebounds per game as a senior ... Averaged 18.0 points, 12.0 rebounds, 6.0 assists and 5.0 blocks a game as junior ... Posted 19.0 points and 13.0 rebounds per game as sophomore.

HAYES CAREER STATISTICS										3-Point				Free Throws			Rebounds			Scoring									
Season	GP	GS	Min.	Avg.	FG	FGA	Pct	FG	FGA	Pct	FT	FTA	Pct	Off	Def	Tot	Avg	PF	FO	TO	Blk	Stl	Pts	Avg					
2012-13	32	0	458	14.3	67	154	.435	0	1	.000	40	59	.678	65	101	166	5.2	45	0	12	41	18	25	174	5.4				
2013-14	31	23	734	23.7	127	251	.506	3	11	.273	70	104	.673	72	131	203	6.5	86	3	34	68	18	39	327	10.5				
2014-15	DNP																												
2015-16	33	31	792	24.0	130	243	.535	6	18	.333	35	52	.673	65	118	183	5.5	67	0	51	57	10	42	301	9.1				
TOTAL	96	54	1984	20.7	324	648	.500	9	30	.300	145	215	.674	202	350	552	5.8	198	3	97	166	46	106	802	8.4				



#21 EMESE HOF

Sophomore • Forward/Center • 6-3
Utrecht, Netherlands
Caland Lyceum

As a Freshman (2015-16): All-ACC Academic Team

Played in 33 games, starting 12 of them ... Scored in double figures 12 times and tallied a pair of double-doubles ... Led the Hurricanes in field goal percentage (54.2), offensive rebounding (2.2) blocked shots (42) ... Ranked second on the team in rebounding (5.5), free throws made (50) and free throws attempted (81) ... Fourth on Miami in scoring (8.6) and field goals made (117) ... Scored the most points (26) and tied for the most rebounds (15) by a Hurricane all season ... Recorded the fourth-best single-season field goal percentage in program history, as well as the No. 10 single-season blocks total ... Tied the program record with four blocked shots in an NCAA Tournament game ... Became the first Hurricane in the Katie Meier era to log 15 rebounds in a game away from home ... Ranked fifth in the ACC in field goal percentage ... Also finished No. 11 in the ACC in blocked shots (1.3) and tied for No. 12 in conference-only games (1.1) ... Ranked second among ACC freshmen in both field goal percentage and blocked shots ... Also finished sixth among ACC freshmen in rebounding and No. 12 (min. 10 games played) in scoring ... Tied for the third-best field goal percentage at the 2016 ACC Tournament (71.4, 15-of-21) ... Made her Miami debut with six points and eight rebounds versus Wright State (11/13) ... Recorded eight points, the first three steals of her career and her first multi-block game at Old Dominion (11/17) ... Tallied her first double-digit scoring game with 14 points at Loyola Chicago (11/21), shooting 6-of-6 from the floor and 2-of-2 at the line, to go along with seven rebounds ... Registered her first double-double with 11 points and a season- and game-high 15 rebounds at Charlotte (11/23) ... Against La Salle (11/29), scored 12 points, shot 4-of-4 at the stripe and set season highs in assists (four) and steals (four) ... Logged 13 points on 6-of-10 shooting in the win over Illinois (12/2) ... Posted 11 points versus UMass Lowell (12/6) ... In the first start of her career, against Indiana (12/20), poured in a team-high 26 points and a game-high 14 rebounds for her second-career double-double, while shooting 10-of-13 from the floor

Hof Season / Career Highs Points

Season: 26, vs. Indiana, 12/20/15
Career: 26, vs. Indiana, 12/20/15
ACC: 15, vs. Virginia Tech, 2/21/16

Rebounds

Season: 15, at Charlotte, 11/23/15
Career: 15, at Charlotte, 11/23/15
ACC: 8, vs. Pittsburgh, 1/7/16

Assists

Season: 4, vs. La Salle, 11/29/15
Career: 4, vs. La Salle, 11/29/15
ACC: 2*, vs. Duke, 2/7/16

Steals

Season: 4, vs. La Salle, 11/29/15
Career: 4, vs. La Salle, 11/29/15
ACC: 2, at Boston College, 2/4/16

Blocked Shots

Season: 4*, vs. South Dakota State, 3/19/16
Career: 4*, vs. South Dakota State, 3/19/16
ACC: 4, vs. Pittsburgh, 1/7/16

Field Goals Made

Season: 10, vs. Indiana, 12/20/15
Career: 10, vs. Indiana, 12/20/15
ACC: 5*, at Notre Dame, 2/14/16

Field Goal Attempts

Season: 14+, vs. South Dakota State, 3/19/16
Career: 14+, vs. South Dakota State, 3/19/16
ACC: 10, vs. Pittsburgh, 1/7/16

Free Throws Made

Season: 9, vs. Virginia Tech, 2/21/16
Career: 9, vs. Virginia Tech, 2/21/16
ACC: 9, vs. Virginia Tech, 2/21/16

Free Throw Attempts

Season: 11, vs. Virginia Tech, 2/21/16
Career: 11, vs. Virginia Tech, 2/21/16
ACC: 11, vs. Virginia Tech, 2/21/16

3-Point Field Goals Made

Season: N/A
Career: N/A
ACC: N/A

3-Point Field Goal Attempts

Season: 1+, vs. South Dakota State, 3/19/16
Career: 1+, vs. South Dakota State, 3/19/16
ACC: N/A

Minutes

Season: 32!, vs. Florida State, 3/4/16
Career: 32!, vs. Florida State, 3/4/16
ACC: 32!, vs. Florida State, 3/4/16

* Recorded more than once with most recent listed
! ACC Tournament game
+ NCAA Tournament game

and 6-of-7 from the line ... Recorded eight points, eight rebounds and a game-high four steals against Pittsburgh (1/7) ... Shot 5-of-5 in the victory at North Carolina (1/17) to finish with 10 points ... Tallied 12 points at third-ranked Notre Dame (2/14) ... Scored 15 points, pulled down a co-team-high seven boards and set season bests in free throws made (nine) and attempted (11) ... Registered 11 points in the ACC Tournament against Pittsburgh (3/3) ... Scored 15 points on 7-of-10 shooting in a season-best 32 minutes played in the ACC Tournament quarterfinal win versus No. 14/10 Florida State (3/4) ... Scored 17 points and tied her season high with four blocks in the NCAA Tournament against South Dakota State (3/19).


High School/Prior to Miami: Graduated from Caland Lyceum ... Played for CTO Amsterdam in the Women's First Division in the Netherlands ... Listed by ProspectsNation.com as a four-star recruit and the No. 14 international prospect in her class, including fifth among post players ... Named to the Women's First Division All-Star Team in 2015 and helped lead the team to the playoff semifinals ... Set the CTO Amsterdam career records for rebound and blocks, while ranking second in points and steals, as well as fourth in assists ... At the FIBA U19 World Championship in July 2015, ranked in the top five of the tournament in six different categories, finishing second in average efficiency rating (24.4) and free throw percentage (83.3), third in field goal percentage (51.8), fourth in both scoring (16.9) and rebounding (10.0) and fifth in blocks (2.1) ... Selected to the All-Star Five at the FIBA U20 European Championship Division A in July 2015 after helping the Netherlands win the bronze medal, the nation's first top-flight medal at the European Championship, regardless of age or gender ... Led all players in the tournament in field goal percentage (55.0), tied for third in double-doubles (three), ranked fourth in scoring (14.8) and finished fifth in both rebounding (7.9) and blocks (1.4) ... Finished fifth in blocks (1.1) and sixth in rebounding (7.9) at the FIBA U18 European Championship Division A in July 2014 ... Ranked fourth in field goal percentage (43.2), sixth in blocks (1.2) and seventh in offensive rebounds (3.0) at the FIBA U18 European Championship Division A in July 2013 ... Averaged a double-double with 13.7 points and 11.7 rebounds in the FIBA U16 European Championship in July 2012 ... Also participated in four other FIBA competitions from 2011-15, for a total of nine.

Personal: Full name is Emese Eva Hof ... Name is pronounced Uh-MASE-Uh HOFF ... Nickname is Mese ... Born May 29, 1996 ... Parents are Ed Hof and Lia Mourits ... Father is an ICT system analyst and mother runs a physiotherapy practice ... Has an older sister, Roos, and a younger brother, Rik ... Parents both played basketball and sister plays professionally in the Netherlands ... Major is undecided ... Favorite athlete is Elena Delle Donne of the Chicago Sky ... Best sports memory is winning the bronze medal at the 2015 U20 FIBA European Championship Division A ... Chose Miami because she felt it would help her grow on and off the court, as well as its academic quality and scenic campus ... Committed to Miami over Syracuse and Vanderbilt.

2015-16			
Opposition	P	R	A
Wright State	6	8	1
Bethune-Cookman	0	1	0
at Old Dominion	8	8	1
at Loyola Chicago	14	7	2
at Charlotte	11	15	2
Milwaukee	6	7	0
La Salle	12	6	4
Illinois	13	6	0
Coppin State	9	5	1
UMass Lowell	11	3	1
vs. Baylor	9	4	0
vs. Indiana	26	14	1
FIU	4	2	0
NC State	8	6	1
at Virginia	8	3	1
Pittsburgh	8	8	0
at Clemson	7	5	1
Wake Forest	4	5	0
at North Carolina	10	4	2
Florida State	6	4	0
at Virginia Tech	0	2	1
Syracuse	6	7	0
at Boston College	6	2	0
Duke	3	6	2
at Georgia Tech	2	3	1
at Notre Dame	12	5	0
Virginia Tech	15	7	0
Louisville	4	3	0
at Florida State	5	3	0
vs. Pittsburgh	11	5	1
vs. Florida State	15	4	0
vs. Notre Dame	8	3	0
vs. South Dakota State	17	9	1

HOF CAREER STATISTICS

SEASON				3-Point							Free Throws			Rebounds			Scoring								
Season	GP	GS	Min.	Avg.	FG	FGA	Pct	FG	FGA	Pct	FT	FTA	Pct	Off	Def	Tot	Avg	PF	FO	Ast	TO	Blk	Stl	Pts	Avg
2015-16	33	12	631	19.1	117	216	.542	0	1	.000	50	81	.617	73	107	180	5.5	88	1	24	57	42	25	284	8.6
TOTAL	33	12	631	19.1	117	216	.542	0	1	.000	50	81	.617	73	107	180	5.5	88	1	24	57	42	25	284	8.6



#12

SARAH MORTENSEN

Freshman • Guard/Forward • 6-1
Copenhagen, Denmark
Long Island Lutheran (N.Y.)

High School: Attended Long Island Lutheran (N.Y.) High School as a senior ... Went to Falkonergården in Denmark prior to coming to the United States ... Ranked by ProspectsNation.com as a four-star recruit and the No. 15 international player in her class, including third among wings ... Led Long Island Lutheran to the AA state title game as a senior in 2015-16, as the team finished 19-5 and ranked third in the MSG Varsity tri-state (CT/NJ/NY) rankings ... Named by MSG Varsity as the Long Island Player of the Year and an All-Metro First Team pick as a senior ... Also selected as the team MVP after averaging 22.5 points, 9.5 rebounds and 3.0 assists, while shooting 57.0 percent from the field ... Averaged 14.0 points, 8.4 rebounds and 2.6 assists at the U18 European Championship Division B in July 2015 ... Recorded two double-doubles in the tournament, including posting 26 points and 13 rebounds against the host nation of Romania ... Led all players in the tournament in free throw percentage (85.7), while ranking fourth in free throws made per game (3.6), eighth in scoring and ninth in rebounding ... Tallied 14.3 points and 8.9 rebounds per game at the U16 European Championship Division B in July 2013 ... Averaged 13.7 points and 11.1 rebounds at the U16 European Championship Division B in July 2012 ... Led Denmark to the U-18 Nordic Championship title in May 2015 and was selected as the tournament MVP ... Played club basketball with BMS at both the senior and U-19 level in 2014-15 ... Named tournament MVP after the U-19 team won the Nordic Championship ... In the senior age group, averaged 18.1 points, 9.3 rebounds, 2.3 assists and shot 45.8 percent from the field, en route to earning the Talent of the Year award, given to the top young player ... Played in the Eastern European Basketball League with BMS at the U-18 level in 2013-14 and the U-17 level in 2012-13 ... Selected as an all-star both years after leading the league in scoring ... Named to the honor roll her senior year ... Three-time NBA champion Bill Wennington also attended Long Island Lutheran.

Personal: Full name is Sarah Sofie Mortensen ... Nickname is Sosa ... Born May 5, 1997 ... Parents are René and Pia Mortensen ... Father is an appraiser and mother is a secretary ... Both parents played basketball growing up ... Has an older brother, Daniel, and a younger sister, Josefine ... Brother plays basketball at Barry ... Intends to major within the arts and sciences department ... Enjoys cooking and baking ... Favorite athlete is Maya Moore because of how she plays the game and how humble and likeable she is ... Best sports memories are winning Nordic Championships with both her club team and national team ... Chose Miami because of the coaching staff, family atmosphere and the hard competition in the ACC ... Committed to Miami over Boston College, George Washington and Virginia Tech.



#23

ADRIENNE MOTLEY**Senior • Guard • 5-9****Newport News, Va.
Woodside**

As a Senior (2016-17): College Sports Madness Preseason Fourth Team All-American ... Blue Ribbon Panel Preseason All-ACC Team & ACC Coaches Preseason All-ACC Team ... Nancy Lieberman Award Pre-Season Watch List

As a Junior (2015-16): WBCA Coaches' All-America Team Honorable Mention & Regional Finalist ... Blue Ribbon Panel First Team All-ACC & ACC Coaches First Team All-ACC ... Wade Watch List ... Naismith Trophy Player of the Year Early Season Watch List ... The Dawn Staley Award Mid-Season Watch List ... Blue Ribbon Panel Preseason All-ACC Team & ACC Coaches Preseason All-ACC Team ... College Sports Madness Preseason First Team All-ACC ... Florida Sunshine Classic All-Tournament Team

Team co-captain was one of three Hurricanes to start all 33 contests ... Scored in double digits on 28 occasions, including 17 of the final 18 games, with 10 in a row to start the stretch ... Tallied 15-plus points 20 times and 20-plus eight times, the latter mark tied for fifth-most in the ACC ... Led Miami in scoring (15.7), field goals made (191), free throws made (79), free throws attempted (103), free throw percentage (min 1.5 FTA per game, 76.7) and steals (1.6) ... Ranked second among Hurricanes in 3-point percentage (36.5), 3-pointers made (58) and minutes (30.2) ... Tied for third on the team in assists (2.5) and finished fourth in field goal percentage (min. 1 FGM per game, 43.4) ... Tied for the most steals in a game (five) by a Hurricane all year ... Led or co-led Miami in scoring 19 times ... Became the 24th Hurricane to reach 1,000 career points and the 13th to do so in fewer than four years ... Finished sixth in the ACC in scoring and No. 13 in conference-only games (14.8) ... Ranked ninth in the ACC in 3-point percentage and No. 11 in conference-only action (37.0) ... Ended the season No. 10 in the ACC in free throw percentage and No. 12 in conference-only contests (78.3) ... Was No. 15 in the ACC in 3-pointers made per game (1.8) and tied for No. 11 in conference-only matchups (1.9) ... Finished No. 15 in the ACC in steals ... One of three players in the ACC to rank top 10 (or top 15) in the conference in scoring, 3-point percentage and free throw percentage and one of just two players in the top 15 of all three categories in conference-only games ... Had 13 points in the first game of the season versus Wright State (11/13) ... Scored a game-high 22 points on 10-of-17 shooting at Old Dominion (11/17) ... Tallied a co-game-high 17 points, a co-game-high four assists and a game-high three steals at Loyola Chicago (11/21) ... Registered a team-high 22 points and co-game-highs in assists (four) and steals (three) in the win at Charlotte (11/23) ... Recorded a game-high 17 points versus Milwaukee (11/27) ... Finished with 14 points and a team-high five assists against La Salle (11/29), as well as a co-team-high and co-season-high seven rebounds, while eclipsing 1,000 career points in the victory ... Scored a game- and season-high 24 points and grabbed six rebounds while shooting 11-of-18 against Illinois (12/2) ... Posted a game-high 18 points on 7-of-10 shooting versus UMass Lowell (12/6) ... Facing fourth-ranked Baylor, scored 18 points on 9-of-16 shooting from the floor, connecting on a career-high five 3-pointers on only seven attempts ... Had 18 points, shot 8-of-14 from the field and tied for the game lead with four assists in the win over Indiana (12/20) ... Shot 9-of-14 from the

**Motley Season / Career Highs
Points**

Season: 24*, vs. Baylor, 12/19/15
 Career: 32, vs. Notre Dame, 1/8/15
 ACC: 32, vs. Notre Dame, 1/8/15

Rebounds

Season: 7*, at Florida State, 2/28/16
 Career: 8*, at NC State, 2/19/15
 ACC: 8*, at NC State, 2/19/15

Assists

Season: 5, vs. La Salle, 11/29/15
 Career: 8, vs. Georgia Tech, 2/9/14
 ACC: 8, vs. Georgia Tech, 2/9/14

Steals

Season: 51, vs. Florida State, 3/4/16
 Career: 51*, vs. Florida State, 3/4/16
 ACC: 5, vs. Boston College, 1/4/15

Blocked Shots

Season: 1*, vs. Louisville, 2/25/16
 Career: 1*, vs. Louisville, 2/25/16
 ACC: 1*, vs. Louisville, 2/25/16

Field Goals Made

Season: 11, vs. Illinois, 12/2/15
 Career: 13, vs. Notre Dame, 1/8/15
 ACC: 13, vs. Notre Dame, 1/8/15

Field Goal Attempts

Season: 18*, vs. Duke, 2/7/16
 Career: 19, vs. Notre Dame, 1/8/15
 ACC: 19, vs. Notre Dame, 1/8/15

Free Throws Made

Season: 7, at North Carolina, 1/17/16
 Career: 8+, vs. Washington, 3/20/15
 ACC: 8, at Virginia Tech, 1/11/15

Free Throw Attempts

Season: 9, vs. Duke, 2/7/16
 Career: 10+, vs. Washington, 3/20/15
 ACC: 10, vs. Notre Dame, 1/8/15

3-Point Field Goals Made

Season: 5, vs. Baylor, 12/19/15
 Career: 5, vs. Baylor, 12/19/15
 ACC: 4*, at Clemson, 1/10/16

3-Point Field Goal Attempts

Season: 9, vs. Duke, 2/7/16
 Career: 9, vs. Duke, 2/7/16
 ACC: 9, vs. Duke, 2/7/16

Minutes

Season: 38, at Georgia Tech, 2/11/16
 Career: 431, vs. Florida State, 3/6/14
 ACC: 38, at Georgia Tech, 2/11/16

* Recorded more than once with most recent listed

! ACC Tournament game

+ NCAA Tournament game

ADRIENNE MOTLEY

floor against FIU (12/22) and scored a team-high 19 points ... Poured in 20 points versus Pittsburgh (1/7), shooting 8-of-11 from the field and 4-of-4 at the line, becoming the fifth Hurricane to make at least four 3-pointers in a game without a miss ... Went 4-of-6 from 3-point range at Clemson to finish with a game-high 18 points ... Totaled 18 point against Wake Forest (1/14) ... Recorded a game-high 20 points and shot 7-of-8 at the stripe in the victory at North Carolina (1/17) ... Logged a game-best 20 points versus No. 14/13 Florida State (1/24) ... Registered a game-high 17 points and pulled down six boards at Virginia Tech (1/28) ... Posted a co-game-high 16 points and a game-high four assists against eventual NCAA runner-up Syracuse (2/1) ... Had 13 points at Boston College (2/4) ... Tallied a game-high 21 points in the victory over Duke (2/7) ... Scored 13 points in a season-high 38 minutes at Georgia Tech (2/11), her 10th game in a row with over a dozen points ... Logged 12 points against Virginia Tech (2/21) ... Registered a team-best 12 points versus No. 10/10 Louisville (12/25) ... Scored 18 points at No. 12/12 Florida State (2/28) ... Shot 8-of-14 in the Hurricanes' ACC Tournament against Pittsburgh (3/3) to finish with a game-high 19 points ... Scored 13 points and came away with a game-high five steals to tie her career best in the ACC Tournament quarterfinal win over No. 14/10 Florida State (3/4) ... Notched 10 points versus Notre Dame (3/5) in the ACC Tournament semifinals ... Recorded a co-game-high 19 points in the NCAA Tournament against South Dakota State (3/19).

As a Sophomore (2014-15): Blue Ribbon Panel First Team All-ACC & ACC Coaches First Team All-ACC ... College Sports Madness First Team All-ACC ... espnW National Player of the Week (1/12/15) ... ACC Player of the Week (1/12/15) ... Miami Thanksgiving Tournament MVP ... Tulane/DoubleTree Classic MVP ... Miami Holiday Tournament MVP

One of two Hurricanes to start all 33 games and posted double figures 29 times, with 15-plus on 24 occasions ... Led the team in field goals made (214), field goal percentage (49.2), free throws made (94), free throw percentage (min. 1 FTA per game, 76.4) and steals (47) ... Ranked first on Miami in points (16.9) and minutes (31.4) per game, as well as third in rebounds (4.2) and assists (2.1) ... Finished fifth in the ACC in scoring, No. 11 in free throw percentage, No. 11 in field goal percentage and 15th in 3-point percentage, as the only player in the conference top 12 in the first three categories or top 15 in all four ... Ranked eighth in the NCAA among guards in field goal percentage and No. 11 among players under six-foot ... Scored a team-high 21 points, grabbed six rebounds and tied for a game-best three steals in the season-opening win over Oakland (11/14) ... Led all players with 21 points in just 22 minutes on 8-of-10 shooting against North Florida (11/21) ... Scored a game-high 21 points against Arizona State (11/25) ... Tied for the game lead with 16 points in only 18 minutes on 7-of-9 shooting in Miami's victory over Illinois State (11/28) ... Tied for a game-high 17 points in the Miami Thanksgiving Tournament championship game win against Tulsa (11/29) ... Led all players in points (21), rebounds (seven) and assists (six) in the win over Wisconsin (12/4) ... Posted game highs in points (17) and assists (three) against Jacksonville (12/6) ... In the victory over Coppin State (12/13), tied for game highs with five assists and three steals ... Scored 23 points and shot 7-of-7 at the free throw line in Miami's victory against UCLA (12/18) ... Posted 17 points at Tulane (12/19), scoring in double digits for the 10th straight game ... Recorded five assists in the win over Florida A&M (12/28) ... Posted a team-high 16 points in the Miami Holiday Tournament championship game win over LSU (12/29) ... Recorded 16 points and a career-high five steals against Boston College (1/4) ... Set career highs in points (32), field goals made (13), field goals attempted (19) and free throws attempted (10) in Miami's win over fourth-ranked Notre Dame (1/8), and also matched her

2015-16			
Opposition	P	R	A
Wright State	13	3	3
Bethune-Cookman	7	3	4
at Old Dominion	22	4	2
at Loyola Chicago	17	3	4
at Charlotte	22	5	4
Milwaukee	17	5	3
La Salle	14	7	5
Illinois	24	6	4
Coppin State	7	2	3
UMass Lowell	18	5	2
vs. Baylor	24	1	2
vs. Indiana	18	5	4
FIU	19	3	1
NC State	5	4	2
at Virginia	5	3	1
Pittsburgh	20	2	1
at Clemson	18	4	4
Wake Forest	18	5	2
at North Carolina	20	2	3
Florida State	20	3	1
at Virginia Tech	17	6	1
Syracuse	16	4	4
at Boston College	13	0	1
Duke	21	1	1
at Georgia Tech	13	4	1
at Notre Dame	8	0	3
Virginia Tech	12	5	3
Louisville	12	3	1
at Florida State	18	7	2
vs. Pittsburgh	19	2	3
vs. Florida State	13	5	2
vs. Notre Dame	10	2	3
vs. South Dakota State	19	5	4

2014-15			
Opposition	P	R	A
Oakland	21	6	3
at Middle Tennessee	0	3	0
North Florida	21	4	1
Arizona State	21	3	0
Illinois State	16	4	2
Tulsa	17	5	0
Wisconsin	21	7	6
Jacksonville	17	1	3
Coppin State	10	3	5
vs. UCLA	23	3	3
at Tulane	17	3	1
Florida A&M	12	4	5
LSU	16	5	1
Boston College	16	4	3
Notre Dame	32	7	4
at Virginia Tech	22	8	0
Clemson	15	4	0
at Duke	8	3	1
Virginia	8	3	2
at Louisville	18	4	2
at Pittsburgh	17	7	2
Virginia Tech	16	5	1
at Florida State	14	3	4
at Syracuse	14	3	3
Georgia Tech	18	6	1
at NC State	27	8	2
North Carolina	13	2	1
at Wake Forest	19	3	3
Florida State	20	5	2
vs. Virginia	15	5	3
vs. Notre Dame	5	2	2
vs. Washington	30	4	1
at Iowa	18	2	1

2013-14			
Opposition	P	R	A
North Florida	9	8	2
Richmond	0	3	3
Middle Tennessee	2	3	4
at Oakland	8	3	3
Yale	4	4	2
St. Francis Brooklyn	9	4	2
Missouri	12	4	3
at Minnesota	2	0	1
Coppin State	8	1	5
at Arizona State	6	1	2
Morgan State	10	4	2
New Mexico	18	3	2
Penn	17	6	2
at Wake Forest	10	6	1
Florida State	8	4	5
at Virginia Tech	11	3	3
at Boston College	11	5	0
NC State	14	2	3
at Notre Dame	10	5	1
at Clemson	14	3	1
Duke	15	7	6
at North Carolina	27	8	2
Georgia Tech	26	3	8
Maryland	12	2	0
at Florida State	10	3	0
Syracuse	5	1	3
Wake Forest	15	3	4
at Virginia	21	7	4
Pittsburgh	2	6	2
vs. Florida State	11	5	3
Stetson	16	5	3

then-career high in minutes (36) and then-season high in rebounds (seven) as well as led the team with four assists ... Scored a game-high 22 points and equaled a career high with eight rebounds at Virginia Tech (1/11) ... Scored 15 points in Miami's win over Clemson (1/15), her fifth consecutive game with 15-plus points ... Led the team with 18 points on 8-of-12 shooting at fourth-ranked Louisville (1/25) ... Netted 17 points and grabbed seven rebounds at Pittsburgh (2/1) ... Scored a game-high 16 points in the win over Virginia Tech (2/5) ... Had a team-high four assists and a game-high three steals at No. 9/8 Florida State (2/8) ... Posted 14 points in the victory at No. 23/22 Syracuse (2/12) ... Led all players with 18 points against Georgia Tech (2/15) and tied for the team high with six rebounds ... Scored a game-high 27 points, including 17 in the first half, on 11-of-16 shooting at NC State (2/19) and equaled her career bests with three made 3-pointers, 37 minutes played and a team-high-tying eight rebounds ... Scored 13 points against No. 17/14 North Carolina (2/22) and also played a career-high-tying 37 minutes for the third game in a row ... Poured in a game-high 19 points at Wake Forest (2/26), plus set a career high with four made 3-pointers and tied for the team lead with three assists ... Led all scorers with 20 points against No. 9/8 Florida State (3/1), her 10th game with 20-plus points on the season ... Scored a game-high 15 points, her 28th straight outing with eight-plus points, and tied for the game lead with three assists in the victory over Virginia (3/5) in the ACC Tournament ... Garnered "Performance of the Day" honors from espnW on the first day of the NCAA Tournament after scoring a school NCAA Tournament record 30 points in Miami's first round victory against sixth-seeded Washington (3/20) to lead all scorers across all games on the day, and also shot 8-of-10 at the free throw line, both marks tying season highs ... Made her mark in Miami's NCAA Tournament record books against Washington, finishing tied for second in field goals made with 10 and free throws made, tied for fifth in free throws attempted, seventh in field goal percentage (min. 10 FGA) at 55.6 percent (10-of-18), ninth in free throw percentage (min. 6 FTA), and becoming one of three players to make multiple 3-pointers without a miss ... Scored 18 points, including 14 in a stretch of six-and-a-half minutes in the second half, in the second round of the NCAA Tournament at No. 3 seed Iowa (3/22) and her eight made field goals tied for the ninth-most in NCAA Tournament play in program history.

As a Freshman (2013-14): Blue Ribbon Panel ACC All-Freshman Team & ACC Coaches ACC All-Freshman Team ... All-ACC Academic Team ... ACC Rookie of the Week (2/3/14)

Started 28 of 31 games played ... Averaged team-leading 11.1 points, 3.9 rebounds, 2.6 assists in 29.3 minutes per game ... Totaled 343 points, 122 rebounds, 82 assists and 908 minutes ... Hit 44.4 percent of shots (128-288) from field, 30.0 percent (21-70) of shots from three and 72.5 percent (66-91) of shots at free throw line ... Started all 16 ACC games ... In ACC play averaged team-best 13.2 points and 4.3 rebounds in 31.1 minutes ... Totaled 211 points, team-high 43 assists and 68 rebounds ... Connected on 48.5 percent (79-of-163) from field, 38.9 percent (14-of-36) from three and 70.9 percent (39-of-55) at free throw line ... Reached double-figures in 10 straight ACC games from 1/9/14 to 1/16/14 ... Reached double-figures scoring in all but three ACC games ... Led the team in scoring in nine games ... Finished fifth among freshman in ACC play with 13.2 ppg ... Averaged impressive 15.8 ppg against top-10 opponents (Notre Dame, Duke, North Carolina, Maryland) ... Season highs: 26 points at No. 6 North Carolina, 2/2/14; 8 rebounds at No. 6 North Carolina, 2/2/14; 4 steals vs. Wake Forest 2/23/14; 36 minutes vs. Georgia Tech, 2/9/14.

High School: Graduated from Woodside High School ... Ranked as the No. 27 overall player in the nation and seventh at her position by ESPN HoopGurlz ... TCIS Player of the Year ... Named TCIS First Team All-Conference ... Named 2011, 2012 and 2013 Peninsula District Player of the Year ... 2012 and 2013 Gatorade Player of the Year Finalist ... 2012 and 2013 first team all-state ... Nominee for 2013 McDonald's All-American Game ... Rated No. 27 overall and No. 7 guard in 2013 ESPN HoopGurlz rankings ... Recipient of 2013 Peninsula Sports Club Award, Outstanding High School Female Athlete of the Year ... 2012 Virginia Co-Player of the Year ... 2011-12 Eastern Region Player of the Year.

Personal: Born Sept. 27, 1995, in Amsterdam, Netherlands ... Moved to the United States at age two ... Hobbies include listening to music ... Majoring in electronic media ... Held summer jobs at Hampton University communications program and as youth league coach ... Names Rajon Rondo as athletic role model ... Her uncle, Kenny Harris, played basketball at VCU ... Daughter of Adrian and Norma Motley ... Has two sisters, Nikesha Williams and Dominique Mason.

MOTLEY CAREER STATISTICS

Season	GP	GS	Min.	Avg.	FG	FGA	Pct	3-Point	Free Throws	Rebounds	PF	FO	Ast	TO	Blk	Stl	Scoring
								FG	FTA	Off	Def						Pts
2013-14	31	28	908	29.3	128	288	.444	21	70	66	91	.725	49	73	122	3.9	343
2014-15	33	33	1035	31.4	214	435	.492	35	99	94	123	.764	43	96	139	4.2	557
2015-16	33	33	1001	30.3	191	440	.434	58	159	79	103	.767	56	63	119	3.6	519
TOTAL	97	94	2944	30.4	533	1163	.458	114	328	239	317	.754	148	232	380	3.9	1419



#15 NEYDJA PETITHOMME

Junior • Guard • 5-8
Boca Raton, Fla.
Auburn | Grandview Prep

As a Sophomore (2015-16): Transferred from Auburn University after the fall semester ... Sat out season due to NCAA transfer rules.

As a Freshman at Auburn (2014-15): Played in all 31 games, starting the final 16 ... Scored in double digits five times ... Led the Tigers in assists per game (3.2) and finished third in steals (38) ... Also ranked fifth on the team in points per game (5.5) ... Made her college debut against Troy (11/14), tallying six points, five assists and four rebounds in 21 minutes ... Recorded 11 points and connected on a season-high three 3-pointers against Southeastern Louisiana (12/4) ... Scored 10 points and tallied a season-best eight assists at FIU (12/29) ... Posted 10 points her first-career conference game at top-ranked South Carolina (1/2) ... Logged five assists in the first start of her career at No. 10/11 Kentucky (1/8) ... Scored 11 points against No. 18/20 Mississippi State (1/26) ... Posted eight points and pulled down a season-high nine rebounds at Missouri (2/8) ... Tallied nine points in a season-high-tying 30 minutes of action at Vanderbilt (2/26) ... Notched a season-high 12 points at Alabama (3/1).

Petithomme Season / Career Highs (Recorded at Auburn University)

Points

Season: N/A
Career: 12, vs. Alabama, 3/1/15

Rebounds

Season: N/A
Career: 9, at Missouri, 2/8/15

Assists

Season: N/A
Career: 8, at FIU, 12/29/14

Steals

Season: N/A
Career: 4, vs. Grambling State, 11/17/14

Blocked Shots

Season: N/A
Career: 1*, at Missouri, 2/8/15

Field Goals Made

Season: N/A
Career: 5, vs. Mississippi State, 1/26/15

Field Goal Attempts

Season: N/A
Career: 13, vs. Mississippi State, 1/26/15

Free Throws Made

Season: N/A
Career: 4=, vs. Florida, 3/4/15

Free Throw Attempts

Season: N/A
Career: 7, vs. Alabama, 3/1/15

3-Point Field Goals Made

Season: N/A
Career: 3, vs. SE Louisiana, 12/4/14

3-Point Field Goal Attempts

Season: N/A
Career: 5*, vs. Arkansas, 2/15/15

Minutes

Season: N/A
Career: 30*, at Vanderbilt, 2/26/15

* Recorded more than once with most recent listed
= SEC Tournament game

High School: Graduated from Grandview Preparatory School ... Played varsity basketball at American Heritage (Delray Beach) School in eighth and ninth grade ... Rated as a three-star prospect and a top-20 guard recruit by ESPN HoopGurlz ... McDonald's All-American Game nominee ... Grandview Prep's all-time leader in points, assists and steals ... Scored over 1,800 points in her career ... Four-time team captain and four-time district champion ... As a senior year, helped team to the class 2A state title, the first in school history ... Named MVP of the state final ... Tabbed as an FABC First Team All-State selection as a senior ... Chosen as the *Palm Beach Post* Small Schools Player of the Year as

#15

NEYDJA PETITHOMME

a junior ... Selected as the *Sun Sentinel* 5A-2A Player of the Year as a sophomore after leading the team to the first of three consecutive 2A state semifinal trips ... Four-time *Sun Sentinel* All-County selection, including as an eighth grader ... Participated in the 2011 USA U16 National Team Trials in Colorado Springs, Colo. ... Member of the Spanish National Honor Society, chess club and debate club.

Personal: Full name is Neydja D'Jenay Petithomme ... Name is pronounced NEE-Zhuh PET-Ee-Home ... Parents are Dr. Yveny Petithomme II and Junette Petithomme ... Father is a doctor and mother is a nurse ... Has a younger brother, Yveny III ... Majoring in broadcast journalism ... Career goal is to be a television anchor or broadcaster ... Enjoys playing the piano and volunteering at her church ... Favorite athlete is Chris Paul because of his finesse, smooth style of play ... Best sports memory is winning the state championship as a high school senior ... Chose Miami because of its great academics, quality of its conference and the coaching staff.


2014-15 (at Auburn)

Opposition	P	R	A
Troy	6	4	5
Grambling State	4	3	5
FGCU	7	0	1
at Virginia	5	1	2
at Winthrop	0	2	4
Marquette	8	1	3
Southeastern Louisiana	11	3	6
Samford	9	1	1
Savannah State	4	1	1
at St. John's	0	0	0
at SMU	0	0	4
at FIU	10	4	8
vs. Hampton	0	1	1
at South Carolina	10	4	3
Florida	7	1	3
at Kentucky	4	3	5
Georgia	9	2	4
Tennessee	0	1	3
at Alabama	5	3	3
Mississippi State	11	0	3
at Arkansas	1	0	3
at Texas A&M	6	1	2
LSU	0	2	0
at Missouri	8	9	5
Arkansas	7	2	1
Ole Miss	2	4	2
at Georgia	4	5	6
at Vanderbilt	9	3	3
Alabama	12	3	5
vs. Florida	8	1	4
vs. Texas A&M	4	1	2

PETITHOMME CAREER STATISTICS

Season	GP	GS	Min.	Avg.	FG	FGA	Pct	3-Point	FT	FTA	Pct	Rebounds	PF	FO	Ast	TO	Blk	Stl	Pts	Avg
2014-15*	31	16	683	22.0	67	206	.325	19	66	.288	18	39	40	0	98	87	3	38	171	5.5
2015-16	DNP																			
TOTAL	31	16	683	22.0	67	206	.325	19	66	.288	18	39	40	0	98	87	3	38	171	5.5

* - at Auburn University



#25

KHAILA PRATHER

Junior • Forward • 6-1
Upper Marlboro, Md.
Riverdale Baptist

As a Sophomore (2015-16): Played in all 33 games and earned a pair of starts ... Averaged 1.9 points and 2.7 rebounds ... Finished fifth on the team in both blocked shots (nine) and offensive rebounds (38) ... Scored four points and grabbed six rebounds in 20 minutes against Bethune-Cookman (11/15) ... Tallied six points and made both of her free throw attempts versus Milwaukee (11/27) ... Led all players with eight rebounds in Miami's win over UMass Lowell (12/6) ... Recorded six boards and attempted a career-high six free throws against FIU (12/22) ... Pulled down seven rebounds in a co-season-high 21 minutes in the Hurricanes' victory at North Carolina (1/17) ... Blocked two shots at Boston College (2/4) ... Logged six points on 3-of-4 shooting to go along with a team-best six rebounds, a game- and career-high three blocked shots and a co-game-high, career-high-tying three steals at third-ranked Notre Dame (3/5) ... Made the first start of her career in an overtime win versus Virginia Tech (2/21) ... Also received the starting nod against No. 10/10 Louisville (2/25).

As a Freshman (2014-15): Played in all 33 games and ranked third on the team with 15 blocked shots ... Grabbed 105 rebounds on the season ... Made her Miami debut against Oakland (11/14), scoring four points in the game ... Had a then-career-best six rebounds in 13 minutes in the win over North Florida (11/21) to tie for the game high ... Grabbed five rebounds against Illinois State (11/28) ... Her five rebounds in 11 minutes against Jacksonville (12/6) tied for the game high ... Set career highs with six points and three made field goals against Florida A&M (12/28), also grabbing five rebounds in the game ... Matched career highs with six points, a team-high six rebounds, three made field goals and two steals in the Miami Holiday Tournament championship game against LSU (12/29) ... Blocked multiple shots for the first time in her career in the win over Boston College

Prather Season / Career Highs Points

Season: 6*, at Notre Dame, 2/14/16
 Career: 6*, at Notre Dame, 2/14/16
 ACC: 6, at Notre Dame, 2/14/16

Rebounds

Season: 8, vs. UMass Lowell, 12/6/15
 Career: 10, at Florida State, 2/8/15
 ACC: 10, at Florida State, 2/8/15

Assists

Season: 1*, at Notre Dame, 2/14/16
 Career: 2, vs. Virginia Tech, 2/5/15
 ACC: 2, vs. Virginia Tech, 2/5/15

Steals

Season: 3, at Notre Dame, 2/14/16
 Career: 3, at Notre Dame, 2/14/16
 ACC: 3, at Notre Dame, 2/14/16

Blocked Shots

Season: 3, at Notre Dame, 2/14/16
 Career: 3, at Notre Dame, 2/14/16
 ACC: 3, at Notre Dame, 2/14/16

Field Goals Made

Season: 3*, at Notre Dame, 2/14/16
 Career: 3*, at Notre Dame, 2/14/16
 ACC: 3, at Notre Dame, 2/14/16

Field Goal Attempts

Season: 7, at Old Dominion, 11/17/15
 Career: 7, at Old Dominion, 11/17/15
 ACC: 5, at North Carolina, 1/17/16

Free Throws Made

Season: 3*, vs. NC State, 12/30/15
 Career: 3*, vs. NC State, 12/30/15
 ACC: 3, vs. NC State, 12/30/15

Free Throw Attempts

Season: 6, vs. FIU, 12/22/15
 Career: 6, vs. FIU, 12/22/15
 ACC: 4*, vs. Pittsburgh, 1/7/16

3-Point Field Goals Made

Season: N/A
 Career: N/A
 ACC: N/A

3-Point Field Goal Attempts

Season: N/A
 Career: N/A
 ACC: N/A

Minutes

Season: 21*, at Notre Dame, 2/14/16
 Career: 27, at Florida State, 2/8/15
 ACC: 27, at Florida State, 2/8/15

* Recorded more than once with most recent listed

2015-16			
Opposition	P	R	A
Wright State	4	1	0
Bethune-Cookman	4	6	0
at Old Dominion	2	5	0
at Loyola Chicago	0	3	0
at Charlotte	0	3	0
Milwaukee	6	2	1
La Salle	1	3	0
Illinois	0	2	0
Coppin State	5	2	0
UMass Lowell	3	8	0
vs. Baylor	4	2	0
vs. Indiana	0	2	0
FIU	3	6	1
NC State	3	5	0
at Virginia	4	4	0
Pittsburgh	1	2	0
at Clemson	0	1	0
Wake Forest	4	2	0
at North Carolina	2	7	1
Florida State	0	0	1
at Virginia Tech	4	2	0
Syracuse	0	1	0
at Boston College	2	2	0
Duke	2	0	0
at Georgia Tech	0	2	0
at Notre Dame	6	6	1
Virginia Tech	2	1	0
Louisville	0	5	0
at Florida State	0	0	1
vs. Pittsburgh	0	1	0
vs. Florida State	0	1	0
vs. Notre Dame	0	1	0
vs. South Dakota State	0	0	0

2014-15	P	R	A
<i>Opposition</i>			
Oakland	4	1	0
at Middle Tennessee	0	3	0
North Florida	3	6	0
Arizona State	0	0	0
Illinois State	2	5	0
Tulsa	2	4	1
Wisconsin	0	2	0
Jacksonville	2	5	0
Coppin State	5	4	1
vs. UCLA	0	0	0
at Tulane	0	0	0
Florida A&M	6	5	1
LSU	6	6	0
Boston College	4	2	0
Notre Dame	2	3	0
at Virginia Tech	4	6	1
Clemson	2	5	0
at Duke	2	3	0
Virginia	2	6	1
at Louisville	2	3	0
at Pittsburgh	0	6	0
Virginia Tech	0	2	2
at Florida State	2	10	0
at Syracuse	2	3	0
Georgia Tech	1	1	0
at NC State	0	1	0
North Carolina	1	2	0
at Wake Forest	0	2	0
Florida State	2	2	0
vs. Virginia	0	0	0
vs. Notre Dame	2	3	0
vs. Washington	1	1	0
at Iowa	2	3	0

Personal: Full name is Khaila Alese Prather ... Name is pronounced KAY-Luh PRAY-Thur ... Nicknames are “KP” and “KK” ... Born June 21, 1996 ... Parents are Craig and Susan Prather ... Has an older brother, Craig, Jr. ... Father is a captain in the U.S. Navy and played basketball at the U.S. Naval Academy, where he was a teammate of eventual NBA Hall of Famer David Robinson on the 1986-87 team that went 30-5 ... Career goal is to be a pediatrician ... Enjoys writing poetry and reading ... Athletic role models are Elena Delle Donne of the Chicago Sky and Candace Parker of the Los Angeles Sparks.

PRATHER CAREER STATISTICS										3-Point			Free Throws			Rebounds								Scoring	
Season	GP	GS	Min.	Avg.	FG	FGA	Pct	FG	FGA	Pct	FT	FTA	Pct	Off	Def	Tot	Avg	PF	FO	Ast	TO	Blk	Stl	Pts	Avg
2014-15	33	0	393	11.9	22	69	.319	0	0	.000	17	36	.472	41	64	105	3.2	61	0	7	30	15	11	61	1.8
2015-16	33	2	351	10.6	24	67	.358	0	0	.000	14	35	.400	38	50	88	2.7	48	0	5	40	9	16	62	1.9
TOTAL	66	2	744	11.3	46	136	.338	0	0	.000	31	71	.437	79	114	193	2.9	109	0	12	70	24	27	123	1.9



#3 JESSICA THOMAS

Senior • Guard • 5-6
Gainesville, Fla.
Buchholz

As a Junior (2015-16): ACC All-Tournament Second Team ... All-ACC Academic Team ... Florida Sunshine Classic All-Tournament Team

Team co-captain was one of three Miami players to start all 33 games ... Scored in double figures 22 times, with 15-plus points on eight occasions, and had five-plus assists 11 times ... Led the Hurricanes in assists (3.6), 3-pointers made (64) and minutes (31.6) ... Ranked second on the team in scoring (11.7), steals (1.5) and field goals made (139) ... Finished third on Miami in 3-point percentage (35.4), free throws made (45) and defensive rebounding (3.3), plus fourth in rebounding (3.7) ... Tied for the most steals in a game (five) by a Hurricane all season ... Logged the ninth-most 3-point field goal attempts (181) in a single season in program history ... Finished second in the ACC and No. 56 in Division I in assist/turnover ratio (1.94:1) and was also second in conference-only games (1.81:1) ... Ranked No. 11 in the ACC in assists, both overall and in conference-only contests (3.6) ... Ended the season tied for No. 11 in the ACC in 3-pointers made per game (1.9) both overall and in conference-only action ... Was No. 12 in the ACC in 3-point percentage ... Finished No. 24 in the ACC in scoring and tied for No. 27 in conference-only games (11.3) ... At the 2016 ACC Tournament, ranked second in assists (5.0), tied for second in 3-pointers made (11) and tied for fourth in 3-point percentage (61.1, 11-of-18) ... Scored 17 points in the first game of the season against Wright State (11/13) ... Shot 7-of-11 and posted a game-high 17 points at Loyola Chicago (11/21) ... Tallied 11 points and a co-team-high four assists at Charlotte (11/23) ... Recorded nine points, a game-high six assists and a game-high four steals versus Milwaukee (11/27) ... Had 12 points against La Salle (11/29) ... In the win over Illinois (12/2), logged 15 points, a co-game high five assists and a season-high and co-game-high five steals, plus had a her first-career multi-block game with a game-high two ... Posted a game-high 16 points and a co-game-high five assists versus Coppin State (12/4) ... Registered 18 points, a co-game-high six assists and zero turnovers against fourth-ranked Baylor (12/19) ... Scored 14 points versus Indiana (12/20) ... Logged 15 points and six rebounds against FIU (12/22) ... Recorded 14 points and five boards versus NC State (12/30) ... Had a team-high 12 points at Virginia (1/3), her fifth straight outing with at least a dozen points ... Totaled 13 points to go along with a game- and career-high seven assists at Clemson (1/10) ... Finished with 12 points and a co-game-high five assists against Wake Forest (1/14) ... Posted 13 points in the win at North Carolina (1/17) ... Notched 14 points and a co-team-high seven boards at Virginia Tech (1/28) ...

Thomas Season / Career Highs Points

Season: 21!, vs. Florida State, 3/4/16
Career: 24!, vs. Notre Dame, 3/6/15
ACC: 18, vs. Virginia, 1/21/15

Rebounds

Season: 7, at Virginia Tech, 1/28/16
Career: 9, vs. North Carolina, 2/22/15
ACC: 9, vs. North Carolina, 2/22/15

Assists

Season: 7, at Clemson, 1/10/16
Career: 7*, at Clemson, 1/10/16
ACC: 7*, at Clemson, 1/10/16

Steals

Season: 5, vs. Illinois, 12/2/15
Career: 5*, vs. Illinois, 12/2/15
ACC: 4, vs. Virginia, 1/21/15

Blocked Shots

Season: 2*, vs. Florida State, 3/4/16
Career: 2*, vs. Florida State, 3/4/16
ACC: 1*, vs. Louisville, 2/25/16

Field Goals Made

Season: 8!, vs. Florida State, 3/4/16
Career: 9!, vs. Notre Dame, 3/6/15
ACC: 6, vs. Virginia, 1/21/15

Field Goal Attempts

Season: 17, at North Carolina, 1/17/16
Career: 22+, at Iowa, 3/22/15
ACC: 17, at North Carolina, 1/17/16

Free Throws Made

Season: 8, at Boston College, 2/4/16
Career: 8, at Boston College, 2/4/16
ACC: 8, at Boston College, 2/4/16

Free Throw Attempts

Season: 9, at Boston College, 2/4/16
Career: 10+, vs. Washington, 3/20/15
ACC: 9, at Boston College, 2/4/16

3-Point Field Goals Made

Season: 5!*, vs. Notre Dame, 3/5/16
Career: 5!*, vs. Notre Dame, 3/5/16
ACC: 4, vs. Duke, 2/7/16

3-Point Field Goal Attempts

Season: 10, at North Carolina, 1/17/16
Career: 11+*, at Iowa, 3/22/15
ACC: 10, at North Carolina, 1/17/16

Minutes

Season: 39!, vs. Notre Dame, 3/5/16
Career: 39!, vs. Notre Dame, 3/5/16
ACC: 38, vs. Duke, 2/7/16

* Recorded more than once with most recent listed

! ACC Tournament game

+ NCAA Tournament game

- Program NCAA Tournament record

Scored 14 points, shooting 8-of-9 from the line, and grabbed six rebounds at Boston College (2/4) ... Had 13 points and shot 4-of-7 from 3-point range in 38 minutes in the victory over Duke (2/7) ... Posted 10 points at Georgia Tech (2/11) ... Registered 12 points and a game-high five assists at third-ranked Notre Dame (2/14) ... Scored 14 points at No. 12/12 Florida State (2/28) ... Poured in a season-high 21 points in 38 minutes and made a career-best five 3-pointers on just six attempts in the ACC Tournament quarterfinal win over No. 14/10 Florida State (3/4), also tallying five assists and tying for the game lead with a career-high-tying two blocked shots ... In a career-high 39 minutes against No. 2/3 Notre Dame (3/5) in the ACC Tournament semifinals, finished with 17 points, a team-high five assists and made five 3-pointers for the second game in a row after having never previously done so.

As a Sophomore (2014-15): Started 32 of 33 games and led Miami in total assists (74) and made 3-pointers (45) ... Finished second on the team in points (9.3), steals (1.2) and minutes (26.3) per game ... Posted double figures 13 times, ending the season with the three highest points totals of her career in the final three games ... Pulled down five-plus rebounds four times in the final seven games of the year after doing so just twice in the first 57 games of her career ... Recorded a game-high four assists in the season opener against Oakland (11/14) ... Led the team with a then-career-high 17 points and three made 3-pointers at Middle Tennessee (11/17) ... Scored 11 points and had a game-high five assists in the win over North Florida (11/21) ... Had 14 points and a game-high five assists against Illinois State (11/28) ... Posted 10 points and tied for a game-high three assists in the Miami Thanksgiving Tournament championship win over Tulsa (11/29) ... Scored 13 points, hit three shots from 3-point range and tied for a game-high five rebounds against Jacksonville (12/6) ... Tied game highs with five assists, matching her season best, and three steals, equaling her then-career high, in the win over Coppin State (12/13) ... Scored 11 points in the victory against Florida A&M (12/28) and set a new career high in steals with five ... Finished with 12 points, four rebounds and three assists against Boston College (1/4) ... Netted a then-career-high 18 points and matched her then-career best with six made field goals in the victory over Virginia (1/21), while also committing just one turnover in 25 minutes and making all four of her free throw attempts ... Had zero turnovers in a then-career-high 35 minutes at fourth-ranked Louisville (1/25), while tying for the team lead in assists and steals with three each ... Posted 14 points at No. 9/8 Florida State (2/8) to tie for the team lead ... Had a career-high seven assists and just two turnovers in a then-career-high-tying 35 minutes of play in the win at No. 23/22 Syracuse (2/12) ... Dished out a game-high-tying five assists at NC State (2/19), her fifth game of the season with five-plus assists ... Scored 12 points and tied for the team lead with a career-high nine rebounds against No. 17/14 North Carolina (2/22) ... Scored a career-high 24 points on 9-of-14 shooting to lead all players in scoring against second-ranked Notre Dame (3/6) in the ACC Tournament quarterfinals, while also

2015-16			
Opposition	P	R	A
Wright State	17	3	3
Bethune-Cookman	3	4	1
at Old Dominion	1	3	2
at Loyola Chicago	17	5	2
at Charlotte	11	3	4
Milwaukee	9	3	6
La Salle	12	0	2
Illinois	15	4	5
Coppin State	16	0	5
UMass Lowell	8	1	3
vs. Baylor	18	4	6
vs. Indiana	14	2	4
FIU	15	6	3
NC State	14	5	4
at Virginia	12	2	3
Pittsburgh	9	4	2
at Clemson	13	4	7
Wake Forest	12	2	5
at North Carolina	13	5	4
Florida State	9	3	1
at Virginia Tech	14	7	4
Syracuse	5	5	2
at Boston College	14	6	3
Duke	13	5	4
at Georgia Tech	10	4	3
at Notre Dame	12	4	5
at Virginia Tech	7	5	4
Louisville	9	4	5
at Florida State	14	2	2
vs. Pittsburgh	6	4	5
vs. Florida State	21	5	5
vs. Notre Dame	17	3	5
vs. South Dakota State	7	5	1

2014-15			
Opposition	P	R	A
Oakland	7	2	4
at Middle Tennessee	17	2	0
North Florida	11	3	5
Arizona State	5	0	2
Illinois State	14	1	5
Tulsa	10	4	3
Wisconsin	5	1	1
Jacksonville	13	5	1
Coppin State	8	2	5
vs. UCLA	0	2	1
at Tulane	5	3	1
Florida A&M	11	0	3
LSU	9	1	2
Boston College	12	4	3
Notre Dame	2	2	0
at Virginia Tech	9	1	1
Clemson	9	2	2
at Duke	8	2	3
Virginia	18	0	2
at Louisville	8	4	3
at Pittsburgh	7	3	0
Virginia Tech	2	3	0
at Florida State	14	3	1
at Syracuse	8	4	7
Georgia Tech	5	3	2
at NC State	0	2	5
North Carolina	12	9	1
at Wake Forest	4	5	3
Florida State	3	0	0
vs. Virginia	8	5	3
vs. Notre Dame	24	3	1
vs. Washington	19	6	1
vs. Iowa	20	1	3

2013-14			
Opposition	P	R	A
North Florida	13	2	2
Richmond	10	4	1
Middle Tennessee	11	4	2
at Oakland	15	5	6
Yale	10	2	3
St. Francis Brooklyn	7	2	2
Missouri	3	1	0
at Minnesota	0	1	0
Coppin State	4	2	0
at Arizona State	10	2	1
Morgan State	2	4	3
New Mexico	2	1	1
Penn	3	1	2
at Wake Forest	4	4	0
Florida State	0	1	1
at Virginia Tech	9	3	2
at Boston College	4	0	1
NC State	5	2	1
at Notre Dame	7	5	3
at Clemson	11	3	2
Duke	0	2	2
at North Carolina	4	3	5
Georgia Tech	11	3	4
Maryland	0	0	0
at Florida State	0	1	0
Syracuse	2	0	0
Wake Forest	0	0	0
at Virginia	3	2	0
Pittsburgh	0	0	1
vs. Florida State	6	1	2
Stetson	2	2	3

setting career bests in field goals made (nine) and minutes played (36) ... Posted 19 points and six rebounds in Miami's win over No. 6 seed Washington (3/20) in the first round of the NCAA Tournament and also set season highs in free throws made (six) and attempted (10), with the six makes tied for ninth in an NCAA Tournament game in program history and the 10 attempts tied for fifth ... Scored a team-high 20 points to become the 16th Hurricane to reach 20 in an NCAA Tournament game, tied for the team lead with three assists and played a career-high 37 minutes in the second round against third-seeded Iowa (3/22), with her 11 3-point attempts the most in an NCAA Tournament contest in program history, her 22 field goal attempts tied for fourth and her three made 3-pointers tied for third.

As a Freshman (2013-14): Played in all 31 games, starting two ... Averaged 5.1 points, 1.9 rebounds and 1.6 assists in 17.2 minutes per game ... Totaled 158 points, 58 rebounds and 50 assists in 533 minutes ... Hit 34.2 percent (52-of-152) of shots from field, 26.1 percent (24-of-92) from 3-point range and 73.2 percent (30-of-41) at free throw line ... Appeared in every ACC game where she averaged 3.8 points and 1.5 rebounds in 14.7 minutes ... Totaled 60 points, 22 assists and 24 rebounds... Hit 29.9 percent (20-of-67) shots from field, 17.5 percent (7-of-40) from three and 92.9 percent (13-of-14) at free throw line ... Scored in double figures in first five games of career ... Finished the year with eight double-digit scoring games ... Season highs: 15 points at Oakland, 11/19/13; 5 rebounds at Oakland, 11/19/13; 6 assists at Oakland, 11/19/13; 3 steals vs. Yale, 11/25/13; 29 minutes played vs. North Florida, 11/8/13.

High School: Graduated from Buchholz High School ... Named 2013 Florida Miss Basketball ... Named all-state, first team all-area, 7A MVP and Father Lopez Christmas Tournament MVP ... Named team captain and Queen of the Court ... Averaged 32.0 points, 6.0 assists and 3.0 steals in senior season ... Team won class 7A State Championship ... Also member of the golf team ... Member of National Honor Society and was named Scholar-Athlete of the Year.

Personal: Full name is Jessica Lauren Thomas ... Goes by "JT" ... Born Oct. 27, 1994, in Gainesville, Fla. ... Majoring in sport administration ... Daughter of Tara and Larone Thomas ... Has three older brothers, Eric, Daren and Lamar, who played football at Miami and in the NFL.

THOMAS CAREER STATISTICS

Season	GP	GS	Min.	Avg.	FG	FGA	Pct	3P	3PA	Pct	FT	FTA	Pct	Off	Def	Tot	Avg	PF	FO	Ast	TO	Blk	Stl	Pts	Avg
2013-14	31	2	533	17.2	52	152	.342	24	92	.261	30	41	.732	11	47	58	1.9	50	1	50	57	3	27	158	5.1
2014-15	33	32	868	26.3	106	309	.343	45	155	.290	50	68	.735	9	79	88	2.7	64	0	74	67	2	41	307	9.3
2015-16	33	33	1044	31.6	139	363	.383	64	181	.354	45	73	.616	12	110	122	3.7	54	1	120	62	6	50	387	11.7
TOTAL	97	67	2445	25.2	297	824	.360	133	428	.311	125	182	.687	32	236	268	2.8	168	2	244	186	11	118	852	8.8



#22

ZADA WILLIAMS

Sophomore • Forward/Center • 6-2

Babson Park, Fla.

Lake Wales

As a Freshman (2015-16): Played in 21 games and finished the year with 38 points and 34 rebounds ... Shot 48.5 percent from the floor, good for the eighth-best mark among ACC freshmen with at least 30 field goal attempts and the fourth-best clip on the team ... Committed just five turnovers ... Made her Miami debut at Old Dominion (11/17), grabbing one rebound ... Posted three boards and scored the first points of her career against Milwaukee (11/27) ... Pulled down five rebounds versus UMass Lowell (12/6) ... Set season highs in points (seven) and rebounds (six) in Miami's victory over FIU (12/22) ... Played a season-high 12 minutes at Clemson (1/10) and attempted a season-best eight free throws ... Scored five points in just eight minutes on the road at third-ranked Notre Dame (2/14) ... Posted six points in eight minutes of play against No. 10/10 Louisville (2/25).

2015-16			
Opposition	P	R	A
Wright State	-	-	-
Bethune-Cookman	-	-	-
at Old Dominion	0	1	0
at Loyola Chicago	0	0	0
at Charlotte	-	-	-
Milwaukee	2	3	1
La Salle	2	0	0
Illinois	-	-	-
Coppin State	4	2	0
UMass Lowell	3	5	1
vs. Baylor	0	0	0
vs. Indiana	-	-	-
FIU	7	6	2
NC State	2	3	0
at Virginia	2	1	0
Pittsburgh	0	0	0
at Clemson	3	2	0
Wake Forest	2	3	0
at North Carolina	0	1	0
Florida State	-	-	-
at Virginia Tech	0	0	0
Syracuse	-	-	-
at Boston College	0	2	0
Duke	-	-	-
at Georgia Tech	-	-	-
at Notre Dame	5	1	2
Virginia Tech	0	1	0
Louisville	6	1	0
at Florida State	-	-	-
vs. Pittsburgh	0	2	0
vs. Florida State	-	-	-
vs. Notre Dame	0	0	0
vs. South Dakota State	-	-	-

High School: Graduated from Lake Wales High School ... Ranked as a three-star recruit by espnW HoopGurlz ... FABC/Source Hoops 6A Second Team All-State and PolkPreps.com First Team All-County as a senior ... McDonald's All-American Game nominee ... As a team captain, led her team to a 19-4 record as a senior, including 9-3 in conference play ... Named First Team All-County by PolkPreps.com as a junior after averaging 16.2 points, 10.0 rebounds and 4.0 assists per game and was selected to the second team as a sophomore ... Helped her team to a regional championship game appearance as a sophomore ... Tabbed as the Region 13 5A Player of the Year as a freshman ... Earned one varsity letter in volleyball and one in track and field ... Named to the honor roll.

Personal: Full name is Zada Keandre Williams ... First name is pronounced ZAY-Duh ... Born Dec. 12, 1996 ... Parents are Kindreck and Andrea Williams ... Father is a teacher and mother is a guidance counselor ... Has a younger sister, Zaria ... Intends to major in chemistry on a pre-med track ... Career goal is to work in forensic science ... Favorite athlete is LeBron James ... Best sports memory is making the regional finals as a sophomore ... Chose Miami because of its blend of great academics and a great basketball experience ... Committed to Miami over Auburn, LIU, Southern Miss and Virginia Tech.

Williams Season / Career Highs

Points

Season: 7, vs. FIU, 12/22/15

Career: 7, vs. FIU, 12/22/15

ACC: 6, vs. Louisville, 2/26/16

Rebounds

Season: 6, vs. FIU, 12/22/15

Career: 6, vs. FIU, 12/22/15

ACC: 3*, vs. Wake Forest, 1/14/16

Assists

Season: 2*, at Notre Dame, 2/14/16

Career: 2*, at Notre Dame, 2/14/16

ACC: 2, at Notre Dame, 2/14/16

Steals

Season: 2*, at Notre Dame, 2/14/16

Career: 2*, at Notre Dame, 2/14/16

ACC: 2, at Notre Dame, 2/14/16

Blocked Shots

Season: 1, vs. NC State, 12/30/15

Career: 1, vs. NC State, 12/30/15

ACC: 1, vs. NC State, 12/30/15

Field Goals Made

Season: 3*, vs. Louisville, 2/26/16

Career: 3*, vs. Louisville, 2/26/16

ACC: 3, vs. Louisville, 2/26/16

Field Goal Attempts

Season: 6, vs. FIU, 12/22/15

Career: 6, vs. FIU, 12/22/15

ACC: 5, vs. Louisville, 2/26/16

Free Throws Made

Season: 3, at Clemson, 1/10/16

Career: 3, at Clemson, 1/10/16

ACC: 3, at Clemson, 1/10/16

Free Throw Attempts

Season: 8, at Clemson, 1/10/16

Career: 8, at Clemson, 1/10/16

ACC: 8, at Clemson, 1/10/16

3-Point Field Goals Made

Season: N/A

Career: N/A

ACC: N/A

3-Point Field Goal Attempts

Season: N/A

Career: N/A

ACC: N/A

Minutes

Season: 12, at Clemson, 1/10/16

Career: 12, at Clemson, 1/10/16

ACC: 12, at Clemson, 1/10/16

* Recorded more than once with most recent listed

WILLIAMS CAREER STATISTICS										3-Point			Free Throws			Rebounds														Scoring	
Season	GP	GS	Min.	Avg.	FG	FGA	Pct	FG	FGA	Pct	FT	FTA	Pct	Off	Def	Tot	Avg	PF	FO	Ast	TO	Blk	Stl	Pts	Avg						
2015-16	21	0	105	5.0	16	33	.485	0	0	.000	6	16	.375	16	18	34	1.6	14	0	6	5	1	7	38	1.8						
TOTAL	21	0	105	5.0	16	33	.485	0	0	.000	6	16	.375	16	18	34	1.6	14	0	6	5	1	7	38	1.8						



2015-16 REVIEW

BOX SCORES.....	56-61
SEASON STATISTICS.....	62
ACC STATISTICS.....	63
POSTSEASON STATISTICS.....	64
HOME STATISTICS	65
AWAY STATISTICS	66
NEUTRAL SITE STATISTICS.....	67
TEAM GAME-BY-GAME.....	68
OPPONENT GAME-BY-GAME.....	69
TEAM GAME HIGHS.....	70
TEAM GAME LOWS.....	71
OPPONENT GAME HIGHS.....	72
OPPONENT GAME LOWS.....	73
PLAYER GAME-BY-GAME HIGHS.....	74-75
PLAYER GAME HIGHS.....	76-77
OPPONENT PLAYER GAME HIGHS.....	78-79
CATEGORY LEADERS.....	80-81
PLAYER GAME-BY-GAME POINTS-REBOUNDS-ASSISTS.....	82

BOX SCORES

Official Basketball Box Score -- Game Totals -- Final Statistics																
Wright State vs Miami																
11/13/15 11:02 a.m. at BankUnited Center Coral Gables, Fla.																
Wright State 67 • 0 • 1																
Player	Total	3-Pr	Rebounds	FG	FGA	FT	FTA	OF	Def	PF	TP	A	To	Bk	Stl	Min
1 Emily Vogelbein	1-7	1-5	0	0	4	0	0	0	0	0	5	4	1	0	1	34
3 Kim Demmings	11-20	5-12	1	1	4	3	2	2	2	0	0	0	0	0	1	36
10 Mackenzie Taylor	3-8	1-4	1-2	0	4	1	2	0	1	0	0	0	0	0	0	25
15 Symone DeLamun	7-13	3-5	2-2	0	3	0	3	1	1	0	0	0	0	0	0	38
22 Richie Van Der Kell	5-6	0-0	0-2	3	9	1	2	1	0	0	1	3	1	0	0	38
30 Antônia Hayes	6-10	0-0	0-0	0	0	0	0	0	0	0	0	0	0	0	0	38
33 Lex Smith	0-1	0-0	0-0	0	1	1	2	0	0	0	0	0	0	0	0	11
Team	Totals	26-61	8-25	3-7	10	30	38	8	6	1	9	6	6	0	20	100
FG % 1st Half: 15.3% 45.5% 2nd Half: 13.28 46.7%																
3FG % 1st Half: 11.4% 25.7% 2nd Half: 11.1% 27.2%																
FT % 1st Half: 2.2% 100.0% 2nd Half: 1.5% 20.0%																

Miami 80 • 1 • 0																
Player	Total		3-Pr		Rebounds											
	FG	FGA	FT	FTA	Off	Def	PF	TP	A	To	Bk	Stl	Min			
33 Jessica Thomas	7-15	3-6	0-0	1-2	1	1	1	1	3	1	0	0	33			
30 Michelle Woods	5-10	4-6	0-0	1-5	1	5	1	1	7	1	0	2	31			
20 Keyona Hayes	7-12	0-1	0-0	6-9	2	4	1	0	0	0	0	0	29			
30 Adrienne Motley	5-16	3-7	0-0	2-13	0	1	0	0	13	3	0	1	30			
30 Erlykha Davenport	1-5	0-0	0-0	2-4	1	0	1	0	0	0	0	1	19			
30 Keyanna Harris	1-4	0-0	2-2	1-0	0	1	0	0	4	0	1	0	7			
30 Laura Cornelius	2-5	0-0	0-0	1-3	4	2	6	4	1	0	0	0	24			
30 Ernest Hof	3-7	0-0	0-0	4-4	1	6	1	0	0	1	0	0	17			
30 Khalia Prather	2-5	0-0	0-0	1-1	1	0	1	0	0	0	0	0	10			
Team	Totals	33-79	12-27	2-2	16	26	42	9	80	20	6	1	200			
FG % 1st Half: 17.44 38.6% 2nd Half: 16.35 45.7% Game: 28-61 45.9%																

Officials: Jules Gallien, Geraldine Smith, John Atkins
Technical fouls: Wright State-None, Miami-None
Attendance: 4034
Program record for home attendance

Score by periods	1st	2nd	3rd	4th	Total
Wright State	23	14	16	14	67
Miami	17	23	21	21	80

Points	In	Off	2nd	Fast	
Paint	T/O	Chance	Break	Bench	
WSU	32	11	9	4	2
UM	28	22	15	8	20

Largest PG - WSO 46-41 18, UM 48-40-42
Largest lead - WSO by 13 14-26 18, UM by 16 40-27
WSO led for 15:27, UM led for 23:48, Game was tied for 0:12

Score tied - 0 times
Lead changed - 15 times

Official Basketball Box Score -- Game Totals -- Final Statistics																
Miami vs Old Dominion																
11/17/15 7:00 PM at Norfolk, Va.																
Miami 61 • 3 • 0																
Player	Total	3-Pr	Rebounds	FG	FGA	FT	FTA	OF	Def	PF	TP	A	To	Bk	Stl	Min
20 Keyona Hayes	6-10	0-0	2-2	0	0	0	0	0	0	0	0	0	0	0	0	32
30 Erlykha Davenport	5-6	0-0	0-2	2	7	3	3	1	0	0	1	0	0	0	0	25
30 Jessica Thomas	4-6	0-0	0-0	1	4	1	1	1	1	0	0	0	0	0	0	31
30 Adrienne Motley	4-5	0-0	0-0	1	6	7	3	1	0	0	0	0	0	0	0	30
30 Michelle Woods	4-5	0-0	0-0	1	6	7	3	1	0	0	0	0	0	0	0	30
30 Keyanna Harris	1-4	0-0	0-0	0	1	1	4	2	1	0	0	0	0	0	0	13
30 Laura Cornelius	1-7	0-0	0-0	0	2	3	0	0	0	0	0	0	0	0	0	14
30 Ernest Hof	4-7	0-0	0-0	0	3	5	8	1	2	0	0	0	0	0	0	16
30 Zada Williams	2-4	0-0	0-0	0	2	3	0	0	0	0	0	0	0	0	0	13
30 Khalia Prather	1-7	0-0	0-0	0	2	3	2	1	0	0	0	0	0	0	0	15
Team	Totals	26-68	4-21	5	10	19	53	12	61	15	12	2	0	0	0	200
FG % 1st Half: 11.3% 22.7% 2nd Half: 13.30 45.0%																
3FG % 1st Half: 2.1% 18.2% 2nd Half: 12.0% 20.0%																
FT % 1st Half: 4.6% 66.7% 2nd Half: 1.4% 25.0%																

Old Dominion 35 • 1 • 2																
Player	Total	3-Pr	Rebounds										Min			
			FG	FGA	FT	FTA	OF	Def	PF	TP	A	To	Bk	Stl		
12 Alexia Bland	2-4	0-0	4-6	3	4	7	1	8	0	2	0	1	0	1	32	
30 Deshaun Young	2-6	0-0	0-0	0	4	4	0	0	0	0	0	1	1	0	25	
30 Keyona Timmons	0-1	0-0	0-0	0	0	0	0	0	0	0	0	0	0	0	13	
30 Landanisha Younger	4-4	1-2	2-2	0	2	2	1	0	0	0	0	2	0	0	28	
30 Jeneve Simms	4-4	1-1	1-1	0	4	0	0	0	0	0	0	0	0	0	37	
30 Raven Kemp	1-5	0-0	0-0	0	0	0	0	3	2	0	0	2	0	1	11	
30 Carolina Bernardez	0-1	0-0	0-0	0	0	0	0	0	0	0	0	0	0	0	11	
30 Gianna Smith	0-1	0-0	0-0	0	1	1	0	0	0	0	0	2	0	0	9	
30 Annika Holopainen	0-3	0-0	0-0	0	2	2	0	0	0	0	0	0	0	0	12	
30 Keyona Brown	0-3	0-0	0-0	0	0	0	0	0	0	0	0	0	0	0	5	
30 Taylor Jackson	0-1	0-0	0-0	0	1	1	0	0	0	0	0	0	0	0	13	
30 Ashley Jackson	0-1	0-0	0-0	0	1	2	1	0	0	0	0	0	0	0	13	
Team																
Totals	11-47	3-17	10-19	8	33	12	35	6	19	2	0	2	0	0	200	

Official Basketball Box Score -- Game Totals -- Final Statistics												
La Salle vs Miami												
11/29/15 1:00 p.m. at BankUnited Center Coral Gables, Fla.												
La Salle 58 - 50 - 61												
Player	Total	3-Pr	Rebounds									
			Off	Def	FT	2P	3P	TO	BLK	STL	PTS	
Jasmine Aldon	1-7	1-3	0	2	3	5	3	9	6	1	3	37
Adreana Miller	3-9	2-5	0	0	3	3	4	0	4	0	4	30
Devin Williams	0-0	0-0	0	0	0	0	2	1	7	2	0	28
Michayla Owens	3-17	2-8	2-3	1	4	5	0	23	3	3	0	37
Ashanti Freshard	7-12	0-0	0	3	1	4	14	0	0	0	2	31
Devin Williams	9-14	0-0	0	0	0	0	0	0	0	0	0	36
Jyonna Crendall	1-2	0-0	0-1	2	2	4	0	0	0	0	1	12
Ebony Wells	3-6	0-0	0	1	3	4	3	6	1	5	1	33
Totals	25-58	6-16	2-4	10	19	29	17	58	26	6	0	203

Miami 86 + 70												
Player	Total	3-Pr	Rebounds									
	FG	FGA	FT	FTA	Or	Dr	FF	TF	A To	Bl	St	Min
Jessica Thomas	0-1	0-1	0-0	0-0	0	0	0	0	0	0	0	0
Michelle Woods	6-10	3-4	2-2	3-4	7	0	17	3	1	0	0	25
Keyona Hayes	3-6	0-0	0-0	2-2	4	1	1	1	0	1	0	21
Keya Davis	3-3	0-0	0-0	0-0	0	0	0	0	0	0	0	10
Erykah Navelet	0-0	0-0	2-5	0-3	0	0	12	2	2	2	4	16
Keyanane Harris	1-5	0-0	1-2	1	1	2	1	3	0	2	1	14
Keya Williams	1-3	0-0	0-0	0-0	0	0	0	0	0	0	0	10
Nigja Nene	2-4	1-2	0-0	1	1	1	10	5	0	1	1	13
Emese Horv	0-0	0-0	4-4	2	4	6	1	12	4	2	4	15
Keya Williams	0-0	0-0	0-0	0-0	0	0	0	0	0	0	0	0
Khalia Prather	0-2	0-0	1-2	1	2	3	2	1	0	0	0	13
Keya Williams	0-0	0-0	0-0	0-0	0	0	0	0	0	0	0	0
Total	33-64	17-37	13-20	11-17	9	66	19	86	19	4	10	200

Score by periods	1st	2nd	3rd	4th	Total	Points	In	Off	2nd	Fast	
							Point	T/O	Chance	Break	Bench
La Salle	15	10	13	20	58	LAS	32	18	12	5	8
Miami	16	30	24	16	86	UM	46	40	17	24	25

Last FG - LAS 4th-00:40, UM 4th-04:04.
Largest lead - LAS by 3 1st-09:31, UM by 39 4th-03:20.
UM lead 1st-03:05.

Score tied - 1 time.
Lead changed - 5 times.

Official Basketball Box Score – Game Totals – Final Statistics												
Illinois vs Miami												
12/02/15 7:04 p.m. at BankUnited Center Coral Gables, FL												
Illinois 64 - 4-1												
Ac Player	pts	fg	ft	3-pt	Rebounds							
					fg	ft	3-pt	off	def	tot		
Chabrice White	3	2-9	1-4	1-2	3	4	7	3	1	3	35	
Sarah Harrell	3	3-6	2-2	0-0	2	3	5	2	8	1	4	30
Chabrice White	3	1-3	0-0	0-0	0	0	0	22	1	3	1	0
Kyley Simmons	4	6-11	2-9	0-0	1	1	5	10	5	3	3	34
Kennedy Kattchen	3	3-8	0-0	0-0	3	6	4	9	0	2	0	0
Kennedy Kattchen	3	1-3	0-0	0-0	0	0	0	0	0	0	0	0
Jaelynne Kirkpatrick	1	1-2	0-0	0-0	2	1	1	3	0	2	0	0
Alex Wittlinger	0	0-1	0-0	0-0	1	2	3	1	0	0	0	0
Totals	23	57	9	34	9	14	3	37	18	64	11	26
					26	11	26	11	26	11	20	0

Miami 73 • 0												
Player	Total		3-Pr		Rebounds							
	FG	FTA	FG	FTA	Off	Def	TR	TP	A	To	Blk	Min
Kenyon Davenport	0	0	0	0	0	0	0	0	0	0	0	11
Erynka Dawes	2	6	0	0	2	1	1	3	0	0	0	14
Jessica Thomas	2	6	1	2	2	0	4	1	15	5	1	37
Debra Davenport	2	6	0	0	0	0	0	0	0	0	0	10
Adrienne Motley	11	18	2	4	0	5	1	6	1	24	4	1
Keyanna Harris	0	1	0	0	0	0	0	0	0	0	1	2
Debra Davenport	0	3	0	0	0	2	1	0	0	2	0	15
Nigia Greene	0	1	0	1	2	0	1	1	0	2	0	1
Emese Hof	6	10	0	0	1	2	6	5	13	0	4	1
Khalia Prather	0	0	0	0	1	2	0	0	0	2	1	5
Totals	30	67	4	9	11	15	6	17	23	20	18	52

FG % 1st half: 13.3% 3rd half: 12.7% 2nd half: 13.3% 3rd half: 12.7% 4th half: 13.3% 5th half: 12.7%

Reb % 1st half: 33.3% 3rd half: 33.3% 2nd half: 33.3% 3rd half: 33.3% 4th half: 33.3% 5th half: 33.3%

TP % 1st half: 0.0% 3rd half: 0.0% 2nd half: 0.0% 3rd half: 0.0% 4th half: 0.0% 5th half: 0.0%

Score by periods	1st	2nd	3rd	4th	Total	In	Off	2nd	Fast	Bench
Florida	21	14	17	12	64	Points	Point	T/O	Chance	Break
Miami	18	10	21	24	73	16	15	12	6	9
						UM	34	34	6	15

Last PG - 1L 4th-00:32, UM 4th-00:18.
 Largest lead - 1L by 13 2nd-00:03, UM by 9 4th-02:11.
 1L 1st-00:00, 2nd-00:00, 3rd-00:00, 4th-00:00.

Score tied - 3 times.
 Lead changed - 3 times.

[illegible]

Miami 75 + 9												
Player	Total	3-Ptr			Rebounds			FT	FTR	A TO	Blk	Min
		FG	FGA	FT/FTA	OR	DR	TR					
Keyona Harris	1	4-6	0-0	2-2	0	2	2	4	8	1	0	22
Adrian Davenport	1	4-6	2-3	0-0	0	2	2	2	0	1	0	27
Jessica Thomas	5	5-12	3-7	3-4	0	0	0	2	16	5	0	28
Keyona Harris	5	5-12	3-7	3-4	0	0	0	2	16	5	0	28
Adrienne Motley	3	0-8	3-3	1-2	0	2	2	2	7	3	3	0
Keyanna Harris	3	1-6	1-4	0-5	3	2	5	10	1	1	0	17
Nigja Green	0	0-0	0-0	0-0	0	0	0	0	0	0	0	0
Nigja Green	1	1-8	1-7	0-0	1	1	2	1	3	1	0	0
Emmie Hall	4	0-4	0-4	1-4	4	5	9	1	1	2	1	16
Emmie Hall	4	0-4	0-4	1-4	4	5	9	1	1	2	1	16
Khalia Prather	1	4-6	3-4	2-2	1	5	6	0	0	0	0	12
Totals	29	29-65	14-23	17-25	43	39	81	19	20	3	11	200

FG % 1st half: 12.31 3rd half: 17.4 100% FT % 2nd half: 50.0% FT % 3rd half: 44.4% Davenport

Attendance: 616

Score by periods	1st	2nd	3rd	4th	Total
Coppin State	12	15	12	20	59
Miami	19	18	21	20	78

	In	Off	2nd	Fast	
	Paint	T/O	Chance	Break	Bench
Points	26	15	11	8	17
CSUW	42	29	15	14	34

Last FG - CSUW 4th-01:17, UM 4th-00:34.
Largest lead - CSUW None, UM by 23-4th-05:50.

Score tied - 0 times.
Lead changed - 0 times.

Official Basketball Box Score - Game Totals - Final Statistics												
UMass Lowell vs Miami												
12/06/15 1:00 p.m. at SunKitt Center Coral Gables, Fla.												
UMass Lowell 53 - 17												
Jr. Player	F/G	3-P	F/G	3-P	Rebounds	F	T	F	T	A	B	Min
Karla Keylin	3-6	0-0	3-7	1-3	4	2	4	2	2	0	0	24
Michelle Owens	0-0	0-0	0-0	0-0	0	0	0	0	0	0	0	1
Nazarine Butler	0-0	0-0	0-0	0-0	1	1	0	1	1	0	0	8
Lindsay Doucette	7-19	1-4	0	0	5	6	15	4	15	4	1	36
Nicole Riddick	1-4	0-0	0	0	1	4	2	2	3	0	0	17
Michelle Owens	0-0	0-0	0-0	0-0	0	0	0	0	0	0	0	0
Katherine Smith	1-5	1-3	0	0	2	3	3	1	1	0	1	26
Totals	20-57	9-24	4	16	25	13	26	10	26	2	0	40
FG % 1st half: 10-30 33% 2nd half: 10-27 37.0% Game FG % 35.1%												

Player	Total	3-Pr	Rebounds							
	FG	FTA	FT%	OR	DR	TR	PF	TO	BLK	STL
1. Jessica Thomas	1-5	2-4	0-0	0	0	0	1	1	0	1
2. Michelle Woods	1-5	0-4	0-0	0	0	0	1	2	2	0
3. Keyona Hayes	4-8	0-0	0-0	1	1	1	1	1	0	1
4. Keyona Hayes	4-8	0-0	0-0	1	1	1	1	1	0	1
5. Keyona Hayes	4-8	0-0	0-0	1	1	1	1	1	0	1
6. Erykah Daveport	3-10	0-0	0-0	3	2	5	1	1	0	1
7. Keyanna Harris	5-6	0-2	2-3	1	1	2	0	0	0	1
8. Keyanna Harris	5-6	0-2	2-3	1	1	2	0	0	0	1
9. Keyanna Harris	5-6	0-2	2-3	1	1	2	0	0	0	1
10. Nijia Greene	4-10	2-5	0-0	0	1	1	0	1	0	2
11. Emeke Of	5-9	0-0	1-2	2	1	3	1	1	1	2
12. Emeke Of	5-9	0-0	1-2	2	1	3	1	1	1	2
13. Khalia Pharris	1-3	0-0	1-4	3	5	8	0	3	0	2
Team	3-7	5-19	7-15	11	21	32	8	64	22	4
FG % 1st half	30.39	51.3%	2nd half	16.34	47.1%	Game	36.73	49.3%		
FG % 1st half	20.13	22.5%	2nd half	24	33.3%	Game	51.3%	26.3%		Overall
FT % 1st half	50.0%	50.0%	2nd half	50.0%	50.0%	Game	50.0%	50.0%		

Score by periods	1st	2nd	3rd	4th	Total	In	Off	2nd	Fast
						Paint	T/O	Chance	Break
UMass Lowell	11	15	13	14	53	Paint	24	0	5
						UM	44	35	18
Miami	19	27	20	18	84	Paint	24	0	5
						UM	44	35	18

Last FG - UMass 4th-00:17, UM 4th-01:36.
 Largest lead - UMass None, UM 3rd-4th-36.

Score tied - 0 times.
 Lead changed - 0 times.

Official Basketball Box Score - Game Totals - Final Statistics													
#4/4 Baylor vs #23/21 Miami													
#4/4 7:00 p.m. at Winter Park, Florida - Warden Arena													
#4/4 Baylor 88 vs 12-0 Miami													
Player	Pos	MP	FG	3-PT	FT	Rebounds	Assists	Stolen	Blocked	Turnovers	Points	Plus/Minus	Minutes
			10-17	4-10	5-5	OF	DF	FF	FT	TO	BK	STL	MIN
Nina Davis	F	10	1-4	0-0	0-0	2-7	2-2	2-2	0-0	0-0	0-0	0-0	40
Christina Monaghan	F	10	0-0	0-0	0-0	0-0	0-0	0-0	0-0	0-0	0-0	0-0	40
Kristina Higgins	F	8	0-0	0-0	1-2	4	9	13	1	1	2	0	20
Christina Higgins	F	8	0-0	0-0	0-0	0-0	0-0	0-0	0-0	0-0	0-0	0-0	40
Alexis Jones	F	8	2-0	2-7	6-8	0	10	13	24	0	0	0	31
Alexis Jones	F	8	0-0	0-0	0-0	0-0	0-0	0-0	0-0	0-0	0-0	0-0	40
Kristal Wallace	F	0	0-0	0-0	0-0	0-0	2	2	1	0	4	2	1
Kristal Wallace	F	0	0-0	0-0	0-0	0-0	0-0	0-0	0-0	0-0	0-0	0-0	40
Kadani Brown	F	1-2	0-0	0-0	1-2	2-2	2-2	0-0	0-0	0-0	0-0	0-0	5
Kadani Brown	F	0-0	0-0	0-0	0-0	0-0	0-0	0-0	0-0	0-0	0-0	0-0	40
Stephan Cave	F	0-0	0-0	0-0	0-0	0-0	0-0	0-0	0-0	0-0	0-0	0-0	40
Team		35-71	2-21	16-22	12-17	21	24	68	20	17	0	0	200
Team		35-71	2-21	16-22	12-17	21	24	68	20	17	0	0	200

Player	Total	3-Prtr		Rebounds								Min.	
		FG	FTA	FT	TR	FF	TP	TO	SB	Stk			
Keyonta Hayes	1	3-9	1-2	0	2	3	5	3	7	0	1	0	1
Jessica Thompson	0	0-0	0-0	0	0	0	0	0	0	0	0	0	0
Jessica Thomas	7	1-4	3-7	1-1	1	3	4	3	18	6	2	0	33
Keyaunte Johnson	0	0-0	0-0	0	0	0	0	0	0	0	0	0	0
Adrienne Motley	9	1-6	5-7	1-1	0	1	1	2	24	2	4	0	27
Keyanina Harris	0	0-0	0-0	0	0	0	0	0	0	0	0	0	0
Keyauna Johnson	0	0-0	0-0	0	0	0	0	0	0	0	0	0	0
Nicole Greene	1	0-1	0-0	0	0	2	2	0	0	0	0	0	1
Emilee Hof	3	0-5	0-0	3-4	3	1	4	4	9	0	2	2	23
Keyauna Johnson	0	0-0	0-0	0	0	0	0	0	0	0	0	0	0
Khalia Prather	2	0-0	0-0	0	0	2	0	3	4	0	2	0	11
Totals	31	6-5	11-22	8-14	19	28	21	11	15	4	2	0	200

FG 1st half: 16-20 53.3%	2nd half: 15-35 42.9%	Game: 35-45 47.2%	Overall: 30%
3FG 1st half: 7-12 58.3%	2nd half: 4-10 40.0%	Game: 11-22 50.0%	Overall: 27%
FT 1st half: 1-2 50.0%	2nd half: 1-2 50.0%	Game: 2-4 50.0%	Overall: 27%
TR 1st half: 10-15 66.7%	2nd half: 10-15 66.7%	Game: 20-30 66.7%	Overall: 27%
FF 1st half: 1-1 100.0%	2nd half: 1-1 100.0%	Game: 2-2 100.0%	Overall: 27%
TP 1st half: 1-1 100.0%	2nd half: 1-1 100.0%	Game: 2-2 100.0%	Overall: 27%
TO 1st half: 1-1 100.0%	2nd half: 1-1 100.0%	Game: 2-2 100.0%	Overall: 27%
SB 1st half: 1-1 100.0%	2nd half: 1-1 100.0%	Game: 2-2 100.0%	Overall: 27%
Stk 1st half: 1-1 100.0%	2nd half: 1-1 100.0%	Game: 2-2 100.0%	Overall: 27%

2015 Florida Sunshine Classic Game One					
Score by periods	1st	2nd	3rd	4th	Total
#4/4 Baylor	16	29	22	21	88
#23/21 Miami	23	21	18	19	81

	In	Off	2nd	Fast	
Points	Paint	T/O	Chance	Break	Bench
BU	46	20	23	8	12
UM	28	11	12	5	20

Last FG - BU 4th-02:10, UM 4th-00:07.	Score tied - 7 times.
Largest lead - BU by 10 4th-01:55, UM by 7 1st-03:04.	Lead changed - 8 times.

Official Basketball Box Score - Game Totals - Final Statistics												
02/21/15 Miami vs Indiana												
12/20/15 7:15 p.m. at Winter Park, Fla. - Warden Arena												
02/21/15 Miami 89 - 11-1												
Player	Pos	PTS	3-PT	Rebounds								
		FG	FT	FT-FT	OFF	DEF	PF	TP	A	B	SK	ST
Keya Hays	F	5-9	0-2	0-0	3	6	9	1	10	2	1	1
Keya Hays	F	1-1	0-0	0-0	0	0	0	0	0	0	0	0
Jessica Thomas	F	6-12	2-5	0-0	0	2	2	3	14	4	3	0
Nichelle Woods	F	2-12	1-6	0-0	0	3	3	3	5	3	1	0
Adrienne Taylor	G	8-14	1-2	0-0	3	2	5	1	18	4	0	0
Kayanna Harris	G	1-3	0-1	0-1	0	0	0	4	2	0	0	0
Kayanna Harris	G	0-4	0-1	0-0	1	1	1	2	3	0	0	0
Khalia Sharp	G	0-1	0-0	0-0	0	2	2	1	0	0	0	0
Khalia Sharp	G	0-1	0-0	0-0	0	1	4	5	1	0	0	0
Ervan Davenport	F	1-2	0-0	0-0	1	4	5	1	2	0	0	0
Ervan Davenport	F	1-2	0-0	0-0	1	4	5	1	2	0	0	0
Totals		37-83	8-23	0-0	7-10	15-29	44	89	17	32	3	15

Indiana 75 v 73													
No	Player	Total			3-PT			Rebounds			A	T	Mis
		pts	reb	ast	pts	reb	ast	pts	reb	ast			
1	Amanda Cahill	1	1	0	0	0	0	2	15	0	0	0	21
3	Jenn Anderson	3	6	0	2	2	1	2	2	0	0	0	34
10	Tyrn Ross	10	18	3	4	0	0	7	2	20	0	0	26
11	Amberly Smith	11	1	0	1	2	0	0	0	0	0	0	1
24	TyShene Townner	0	2	0	0	0	0	0	1	0	0	0	16
33	Jessie Walter	0	5	0	0	1	1	1	0	0	0	0	23
34	Shirley Smith	0	1	0	0	0	0	0	0	0	0	0	1
35	Karielle McBride	0	0	0	2	2	0	1	2	0	1	0	8
40	Lyndsay Leece	1	1	1	0	1	0	7	0	3	0	1	20
Totals		28	63	9	10	15	9	22	31	75	10	2	21
FG 1st half: 15-35 42.9% 1st half: 13-28 46.4% Game: 28-63 44.4% Deebell: 25-57 43.9%													
FT 1st half: 6-11 54.5% 2nd half: 10-15 66.7% Game: 16-26 61.5% Deebell: 10-15 66.7%													
FG 3rd half: 4-7 57.1% 2nd half: 6-8 75.0% Game: 15-23 65.2% Deebell: 10-15 66.7%													

Score by periods	1st	2nd	3rd	4th	Total	In Points	Off T/O	2nd Chance	Fast Breaks	Score tied - 1 time.
#23/21 Miami	18	21	30	20	89	44	20	14	13	Lead changed - 11 times.
Indiana	24	16	15	20	75	32	16	7	7	

Official Basketball Box Score - Game Totals - Final Statistics

#12/10 Miami vs North Carolina

01/17/16 12:30 PM at Carmichael Arena, Chapel Hill, NC

#12/10 Miami #16 • 7-1, 5-1 ACC

	3-PR			Rebounds			Totals		
	FG	FGA	FT	FTA	OF	DF	TP	A	To
#1 Player	1-5	1-2	0-0	3-4	7	1	1	1	1
#2 Keyona Hayes	1-5	1-2	0-0	3-4	7	1	1	1	1
#3 Emmet Hoff	1-5	1-2	0-0	3-4	7	1	1	1	1
#4 Jessica Thomas	1-5	1-2	0-0	3-4	7	1	1	1	1
#5 Michelle Woods	1-5	1-2	0-0	3-4	7	1	1	1	1
#6 Adrienne Motley	1-5	1-2	0-0	3-4	7	1	1	1	1
#7 Keyanna Harris	1-5	1-2	0-0	3-4	7	1	1	1	1
#8 Laura Cornelius	1-5	1-2	0-0	3-4	7	1	1	1	1
#9 Zada Williams	1-5	1-2	0-0	3-4	7	1	1	1	1
#10 Khaila Prather	1-5	1-2	0-0	3-4	7	1	1	1	1
#11 Erykah Davenport	1-5	1-2	0-0	3-4	7	1	1	1	1
Team	1-5	1-2	0-0	3-4	7	1	1	1	1

Totals	30-72	9-28	7-8	117	20	40	19	74	21
FG % 1st Half: 15-35 42.9%	2nd Half: 15-37 43.8%	Game: 30-72 42.9%							
3FG % 1st Half: 5-14 35.7%	2nd Half: 5-14 35.7%	Game: 10-28 35.7%							
FT % 1st Half: 5-6 83.3%	2nd Half: 2-2 100%	Game: 7-8 87.5%							

North Carolina #1 • 12-8, 2-3 ACC

	3-PR			Rebounds			Totals		
	FG	FGA	FT	FTA	OF	DF	TP	A	To
#1 Player	1-5	1-2	0-0	3-4	7	1	1	1	1
#2 Hillary Summers	1-5	1-2	0-0	3-4	7	1	1	1	1
#3 Stephanie Watts	1-5	1-2	0-0	3-4	7	1	1	1	1
#4 Jernie Cherry	1-5	1-2	0-0	3-4	7	1	1	1	1
#5 WDea Bryant	1-5	1-2	0-0	3-4	7	1	1	1	1
#6 Destinee Walker	1-5	1-2	0-0	3-4	7	1	1	1	1
#7 Erika Johnson	1-5	1-2	0-0	3-4	7	1	1	1	1
Team	1-5	1-2	0-0	3-4	7	1	1	1	1

Totals	23-61	3-17	12-18	14	23	15	6	15	4
FG % 1st Half: 12-27 44.4%	2nd Half: 11-34 32.3%	Game: 23-61 37.7%							
3FG % 1st Half: 5-12 41.7%	2nd Half: 8-25 32.0%	Game: 13-37 35.1%							
FT % 1st Half: 1-2 50.0%	2nd Half: 11-16 68.8%	Game: 12-18 66.7%							

Officials: Carla Fontana, Julie Galloway, Regina Sullivan
 Technical Fouls: #21/20 Miami, North Carolina None.
 Attendance: 2761
 Time of Game: 1:43

Score by periods

1st	2nd	3rd	4th	Total
12/10 Miami	17	17	17	51
North Carolina	17	15	11	43

Lead PG: UM 40-00-01, NC 40-00-01
 Largest Lead: UM 19-00-00, NC 19-00-00
 UM led for 35:45, NC led for 01:27, Game was tied for 01:18

Official Basketball Box Score - Game Totals - Final Statistics

#17/17 Miami vs Virginia Tech

01/28/16 7:00 PM at Cassell Coliseum, Blacksburg, Va.

#17/17 Miami #17 • 5-1, 6-2

	3-PR			Rebounds			Totals		
	FG	FGA	FT	FTA	OF	DF	TP	A	To
#1 Player	1-5	1-2	0-0	3-4	7	1	1	1	1
#2 Keyona Hayes	1-5	1-2	0-0	3-4	7	1	1	1	1
#3 Emmet Hoff	1-5	1-2	0-0	3-4	7	1	1	1	1
#4 Jessica Thomas	1-5	1-2	0-0	3-4	7	1	1	1	1
#5 Michelle Woods	1-5	1-2	0-0	3-4	7	1	1	1	1
#6 Adrienne Motley	1-5	1-2	0-0	3-4	7	1	1	1	1
#7 Keyanna Harris	1-5	1-2	0-0	3-4	7	1	1	1	1
#8 Laura Cornelius	1-5	1-2	0-0	3-4	7	1	1	1	1
#9 Zada Williams	1-5	1-2	0-0	3-4	7	1	1	1	1
#10 Khaila Prather	1-5	1-2	0-0	3-4	7	1	1	1	1
#11 Erykah Davenport	1-5	1-2	0-0	3-4	7	1	1	1	1
Team	1-5	1-2	0-0	3-4	7	1	1	1	1

Totals	21-58	5-18	10-12	10	34	14	5	11	3
FG % 1st Half: 14-27 51.9%	2nd Half: 7-31 22.6%	Game: 21-58 36.2%							
3FG % 1st Half: 5-11 45.5%	2nd Half: 0-7 0.0%	Game: 5-18 27.8%							
FT % 1st Half: 5-11 45.5%	2nd Half: 5-1 50.0%	Game: 10-12 83.3%							

Virginia Tech #5 • 14-6, 2-5

	3-PR			Rebounds			Totals		
	FG	FGA	FT	FTA	OF	DF	TP	A	To
#1 Player	1-5	1-2	0-0	3-4	7	1	1	1	1
#2 Hannah Young	1-5	1-2	0-0	3-4	7	1	1	1	1
#3 Regan Magarity	1-5	1-2	0-0	3-4	7	1	1	1	1
#4 Dominique Powell	1-5	1-2	0-0	3-4	7	1	1	1	1
#5 Vanessa Panousis	1-5	1-2	0-0	3-4	7	1	1	1	1
#6 Chantelle Hicks	1-5	1-2	0-0	3-4	7	1	1	1	1
#7 Sidney Cook	1-5	1-2	0-0	3-4	7	1	1	1	1
#8 Alana Clark	1-5	1-2	0-0	3-4	7	1	1	1	1
#9 Rachel Camp	1-5	1-2	0-0	3-4	7	1	1	1	1
#10 Samantha Hill	1-5	1-2	0-0	3-4	7	1	1	1	1
Team	1-5	1-2	0-0	3-4	7	1	1	1	1

Totals	16-57	4-21	9-17	8	27	10	4	14	6
FG % 1st Half: 9-20 45.0%	2nd Half: 7-37 18.9%	Game: 16-57 28.0%							
3FG % 1st Half: 3-8 37.5%	2nd Half: 1-13 7.7%	Game: 4-21 19.0%							
FT % 1st Half: 3-8 37.5%	2nd Half: 6-9 66.7%	Game: 9-17 52.9%							

Officials: Joseph Vesilley, Wesley Davis, Rachelle Jones
 Technical Fouls: #17/17 Miami, Virginia Tech None.
 Attendance: 1447

Score by periods

1st	2nd	3rd	4th	Total
17/17 Miami	17	17	17	51
Virginia Tech	17	15	11	43

Lead PG: UM 40-01-01, NC 40-00-01
 Largest Lead: UM 19-00-00, NC 19-00-00
 UM led for 35:45, NC led for 01:27, Game was tied for 01:18

Official Basketball Box Score - Game Totals - Final Statistics

#16/20 Miami vs Boston College

02/04/16 7:05 p.m. at Silvio O. Conte Forum, Chestnut Hill, MA

#16/20 Miami #16 • 7-1, 4-3 ACC

	3-PR			Rebounds			Totals		
	FG	FGA	FT	FTA	OF	DF	TP	A	To
#1 Player	1-5	1-2	0-0	3-4	7	1	1	1	1
#2 Keyona Hayes	1-5	1-2	0-0	3-4	7	1	1	1	1
#3 Emmet Hoff	1-5	1-2	0-0	3-4	7	1	1	1	1
#4 Jessica Thomas	1-5	1-2	0-0	3-4	7	1	1	1	1
#5 Michelle Woods	1-5	1-2	0-0	3-4	7	1	1	1	1
#6 Adrienne Motley	1-5	1-2	0-0	3-4	7	1	1	1	1
#7 Keyanna Harris	1-5	1-2	0-0	3-4	7	1	1	1	1
#8 Laura Cornelius	1-5	1-2	0-0	3-4	7	1	1	1	1
#9 Zada Williams	1-5	1-2	0-0	3-4	7	1	1	1	1
#10 Khaila Prather	1-5	1-2	0-0	3-4	7	1	1	1	1
#11 Erykah Davenport	1-5	1-2	0-0	3-4	7	1	1	1	1
Team	1-5	1-2	0-0	3-4	7	1	1	1	1

Totals	22-52	5-17	18-22	17	67	19	4	15	10
FG % 1st Half: 9-27 33.3%	2nd Half: 13-25 52.0%	Game: 22-52 42.3%							
3FG % 1st Half: 2-8 25.0%	2nd Half: 3-9 33.3%	Game: 5-17 29.4%							
FT % 1st Half: 9-10 90.0%	2nd Half: 9-12 75.0%	Game: 18-22 81.8%							

Boston College #2 • 13-9, 1-8 ACC

	3-PR			Rebounds			Totals		
	FG	FGA	FT	FTA	OF	DF	TP	A	To
#1 Player	1-5	1-2	0-0	3-4	7	1	1	1	1
#2 Alexa Coulombe	1-5	1-2	0-0	3-4	7	1	1	1	1
#3 Marcella Fausch	1-5	1-2	0-0	3-4	7	1	1	1	1
#4 Nicole Boudreau	1-5	1-2	0-0	3-4	7	1	1	1	1
#5 Martina Muzzetti	1-5	1-2	0-0	3-4	7	1	1	1	1
#6 Kelly Hughes	1-5	1-2	0-0	3-4	7	1	1	1	1
#7 Stephanie Jones	1-5	1-2	0-0	3-4	7	1	1	1	1
#8 Ella Anagnostis	1-5	1-2	0-0	3-4	7	1	1	1	1
#9 Kaley Edwards	1-5	1-2	0-0	3-4	7	1	1	1	1
#10 Erinne Doherty	1-5	1-2	0-0	3-4	7	1	1	1	1
#11 Katie Quant	1-5	1-2	0-0	3-4	7	1	1	1	1
Team	1-5	1-2	0-0	3-4	7	1	1	1	1

Totals	22-52	5-17	18-22	17	67	19	4	15	10
FG % 1st Half: 12-25 48.0%	2nd Half: 10-27 37.0%	Game: 22-52 42.3%							
3FG % 1st Half: 5-12 41.7%	2nd Half: 4-13 30.8%	Game: 9-25 36.0%							
FT % 1st Half: 3-4 75.0%	2nd Half: 15-18 83.3%	Game: 18-22 81.8%							

Officials: Eric Fontana, Mark Neumann, Mark Neumann
 Technical Fouls: #16/20 Miami, Boston College None.
 Attendance: 450

Score by periods

1st	2nd	3rd	4th	Total
16/20 Miami	17	17	17	51
Boston College	17	15	11	43

Lead PG: UM 40-00-01, NC 40-00-01
 Largest Lead: UM 19-00-00, NC 19-00-00
 UM led for 35:45, NC led for 01:27, Game was tied for 01:18

Official Basketball Box Score - Game Totals - Final Statistics

#14/13 Florida State vs #16/16 Miami

01/24/16 1:00 p.m. at BankUnited Center | Coral Gables, Fla.

#14/13 Florida State #9 • 16-4, 6-1 ACC

	3-PR			Rebounds			Totals		
	FG	FGA	FT	FTA	OF	DF	TP	A	To
#1 Player	1-5	1-2	0-0	3-4	7	1	1	1	1
#2 Jessica Thomas	1-5	1-2	0-0	3-4	7	1	1	1	1
#3 Alicia Bringley	1-5	1-2	0-0	3-4	7	1	1	1	1
#4 Letitia Romero	1-5	1-2	0-0	3-4	7	1	1	1	1
#5 Brittny Brown	1-5	1-2	0-0	3-4	7	1	1	1	1
#6 Ivory Sullivan	1-5	1-2	0-0	3-4	7	1	1	1	1
#7 Maria Conde	1-5	1-2	0-0	3-4	7	1	1	1	1
#8 Shakhyla Thomas	1-5	1-2	0-0	3-4	7	1	1	1	1
#9 Kai James	1-5	1-2	0-0	3-4	7	1	1	1	1
Team	1-5	1-2	0-0	3-4	7	1	1	1	1

Totals	24-51	4-7	17-22	9	23	32	10	14	7
FG % 1st Half: 11-26 42.3%	2nd Half: 13-25 52.0%	Game: 24-51 46.3%							
3FG % 1st Half: 4-11 36.4%	2nd Half: 5-16 31.3%	Game: 9-27 33.3%							
FT % 1st Half: 11-17 64.7%	2nd Half: 6-5 100%	Game: 17-22 77.3%							

#16/16 Miami #8 • 17-3, 5-2 ACC

@CANESWBB / HURRICANESPORTS.COM

Official Basketball Box Score -- Game Totals -- Final Statistics

#21/21 Miami vs #14/10 Florida State

03/05/16 11:00 am at the Greensboro Coliseum

#21/21 Miami #74 • 24-7, 10-6 ACC

		Total			3-Ptr			Rebounds			FT			A To Bk			Min
Player	FG	FGA	FT	FTA	Off	Def	Tot	PF	TP	A	To	Bk	Sl	Min	Sec	Stk	Min
25 Keyana Hayes	5-8	1-1	2-2	2-3	0	4	4	1	13	2	3	1	1	22			
30 Erykah Davenport	1-5	0-0	0-0	0-0	2	6	8	2	4	0	1	4	1	25			
11 Jessica Thomas	2-5	0-0	0-0	0-0	3	0	3	0	5	2	1	2	2	38			
10 Michelle Woods	2-6	1-1	3-4	0-1	1	1	2	1	8	6	2	1	4	33			
23 Adrienne Motley	1-3	0-0	0-0	0-0	1	1	2	1	13	2	1	0	0	37			
00 Keyana Harris	0-0	0-0	0-0	0-0	2	2	4	1	0	0	1	0	0	5			
11 Laura Cornelius	0-1	0-0	0-0	0-0	0	0	0	0	0	0	0	0	0	12			
00 Nijia Greene	0-1	0-0	0-0	0-0	1	0	1	0	0	0	0	0	0	0			
21 Emese Hof	7-10	0-0	1-2	0-4	4	4	8	1	15	0	4	2	2	32			
28 Khalia Prather	0-1	0-0	0-0	0-0	1	0	1	0	0	2	0	0	0	4			
Team																	
Totals	28-59	8-15	10-12	10-17	37	31	67	74	16	20	7	16	20				
FG % 1st Half: 55.3%	2nd Half: 55.3%	Game: 55.3%	3-Ptr % 1st Half: 66.7%	2nd Half: 66.7%	Game: 66.7%	Rebounds											
FT % 1st Half: 3-4	75.0%	2nd Half: 7-8	87.5%	Game: 10-13	83.3%	2											

#14/10 Florida State #56 • 23-7, 13-3 ACC

		Total			3-Ptr			Rebounds			FT			A To Bk			Min
Player	FG	FGA	FT	FTA	Off	Def	Tot	PF	TP	A	To	Bk	Sl	Min	Sec	Stk	Min
21 Ivory Slaughter	11-20	0-0	1-4	3-10	13	3	16	1	9	2	0	3	0	37			
00 Adia Buluk	1-3	0-0	2-2	2-4	4	4	8	1	8	5	0	1	0	30			
01 Emah Bay	1-7	0-0	0-0	0-0	2	1	3	1	11	2	0	0	0	25			
00 Leticia Romero	1-9	1-1	3-4	0-0	0	0	0	14	3	6	0	0	0	33			
23 Britany Brown	0-0	0-0	0-0	0-0	0	0	0	0	0	0	0	0	0	79			
00 Rachel Antomabou	1-10	0-0	0-0	0-0	0	0	0	0	0	0	0	0	0	29			
11 Maria Conde	0-3	0-2	0-0	0-1	0	1	1	0	0	0	0	0	0	13			
00 Shikela Thomas	2-15	0-0	4-6	0-2	2	14	16	0	2	1	0	1	0	21			
00 Ama Degebon	0-0	0-0	0-0	0-0	0	0	0	0	0	0	0	0	0	1			
00 Kai James	0-1	0-0	0-0	0-0	0	2	2	0	0	0	2	0	1	9			
Team																	
Totals	21-63	4-13	10-19	10-21	41	41	82	13	25	1	9	20					
FG % 1st Half: 54.3%	2nd Half: 54.3%	Game: 54.3%	3-Ptr % 1st Half: 33.3%	2nd Half: 33.3%	Game: 33.3%	Rebounds											
FT % 1st Half: 5-7	71.4%	2nd Half: 4-6	66.7%	Game: 10-19	52.6%	4											

Officials: Billy Smith, Karen Pantoja, Bruce Morris

Technical Fouls: #14/10 Florida State: None

Attendance: 1588

Game 12 (Quarter 1) of the 2016 ACC Women's Tournament

1st seed Miami advances to face North Carolina Duke senior, Saturday at 12 Noon

Score by periods		1st	2nd	3rd	4th	Total
FLORIDA STATE	19	19	18	19	74	
MIAMI	11	11	11	11	44	

Game Log: UH 40-61-24, FLST 40-61-24

Game Log: UH 40-61-24, FLST 40-61-24

Game Log: UH 40-61-24, FLST 40-61-24

Game Log: UH 40-61-24, FLST 40-61-24

Game Log: UH 40-61-24, FLST 40-61-24

Game Log: UH 40-61-24, FLST 40-61-24

Game Log: UH 40-61-24, FLST 40-61-24

Game Log: UH 40-61-24, FLST 40-61-24

Game Log: UH 40-61-24, FLST 40-61-24

Game Log: UH 40-61-24, FLST 40-61-24

Game Log: UH 40-61-24, FLST 40-61-24

Game Log: UH 40-61-24, FLST 40-61-24

Game Log: UH 40-61-24, FLST 40-61-24

Game Log: UH 40-61-24, FLST 40-61-24

Game Log: UH 40-61-24, FLST 40-61-24

Game Log: UH 40-61-24, FLST 40-61-24

Game Log: UH 40-61-24, FLST 40-61-24

Game Log: UH 40-61-24, FLST 40-61-24

Game Log: UH 40-61-24, FLST 40-61-24

Game Log: UH 40-61-24, FLST 40-61-24

Game Log: UH 40-61-24, FLST 40-61-24

Game Log: UH 40-61-24, FLST 40-61-24

Game Log: UH 40-61-24, FLST 40-61-24

Game Log: UH 40-61-24, FLST 40-61-24

Game Log: UH 40-61-24, FLST 40-61-24

Game Log: UH 40-61-24, FLST 40-61-24

Game Log: UH 40-61-24, FLST 40-61-24

Game Log: UH 40-61-24, FLST 40-61-24

Game Log: UH 40-61-24, FLST 40-61-24

Game Log: UH 40-61-24, FLST 40-61-24

Game Log: UH 40-61-24, FLST 40-61-24

Game Log: UH 40-61-24, FLST 40-61-24

Game Log: UH 40-61-24, FLST 40-61-24

Game Log: UH 40-61-24, FLST 40-61-24

Game Log: UH 40-61-24, FLST 40-61-24

Game Log: UH 40-61-24, FLST 40-61-24

Game Log: UH 40-61-24, FLST 40-61-24

Game Log: UH 40-61-24, FLST 40-61-24

Game Log: UH 40-61-24, FLST 40-61-24

Game Log: UH 40-61-24, FLST 40-61-24

Game Log: UH 40-61-24, FLST 40-61-24

Game Log: UH 40-61-24, FLST 40-61-24

Game Log: UH 40-61-24, FLST 40-61-24

Game Log: UH 40-61-24, FLST 40-61-24

Game Log: UH 40-61-24, FLST 40-61-24

Game Log: UH 40-61-24, FLST 40-61-24

Game Log: UH 40-61-24, FLST 40-61-24

Game Log: UH 40-61-24, FLST 40-61-24

Game Log: UH 40-61-24, FLST 40-61-24

Game Log: UH 40-61-24, FLST 40-61-24

Game Log: UH 40-61-24, FLST 40-61-24

Game Log: UH 40-61-24, FLST 40-61-24

Game Log: UH 40-61-24, FLST 40-61-24

Game Log: UH 40-61-24, FLST 40-61-24

Game Log: UH 40-61-24, FLST 40-61-24

Game Log: UH 40-61-24, FLST 40-61-24

Game Log: UH 40-61-24, FLST 40-61-24

Game Log: UH 40-61-24, FLST 40-61-24

Game Log: UH 40-61-24, FLST 40-61-24

Game Log: UH 40-61-24, FLST 40-61-24

Game Log: UH 40-61-24, FLST 40-61-24

Game Log: UH 40-61-24, FLST 40-61-24

Game Log: UH 40-61-24, FLST 40-61-24

Game Log: UH 40-61-24, FLST 40-61-24

Game Log: UH 40-61-24, FLST 40-61-24

Game Log: UH 40-61-24, FLST 40-61-24

Game Log: UH 40-61-24, FLST 40-61-24

Game Log: UH 40-61-24, FLST 40-61-24

Game Log: UH 40-61-24, FLST 40-61-24

Game Log: UH 40-61-24, FLST 40-61-24

Game Log: UH 40-61-24, FLST 40-61-24

Game Log: UH 40-61-24, FLST 40-61-24

Game Log: UH 40-61-24, FLST 40-61-24

Game Log: UH 40-61-24, FLST 40-61-24

Game Log: UH 40-61-24, FLST 40-61-24

Game Log: UH 40-61-24, FLST 40-61-24

Game Log: UH 40-61-24, FLST 40-61-24

Game Log: UH 40-61-24, FLST 40-61-24

Game Log: UH 40-61-24, FLST 40-61-24

Game Log: UH 40-61-24, FLST 40-61-24

Game Log: UH 40-61-24, FLST 40-61-24

Official Basketball Box Score -- Game Totals -- Final Statistics

#21/21 Miami vs #2/2 Notre Dame

03/05/16 12:00 p.m. at the Greensboro Coliseum

#21/21 Miami #74 • 24-8, 10-6 ACC

		Total			3-Ptr			Rebounds			FT			A To Bk			Min
Player	FG	FGA	FT	FTA	Off	Def	Tot	PF	TP	A	To	Bk	Sl	Min	Sec	Stk	Min
25 Keyana Hayes	1-2	0-0	0-0	0-0	1	4	5	0	3	0	0	0	0	24			
30 Erykah Davenport	1-4	0-0	2-3	0-4	2	4	6	0	4	2	0	0	0	19			
11 Jessica Thomas	1-5	0-0	0-0	0-0	1	2	3	0	1	1	1	1	0	39			
10 Michelle Woods	4-13	1-5	4-4	1-2	3	10	13	4	2	0	0	0	0	31			
23 Adrienne Motley	1-3	0-0	2-2	1-2	3	10	13	3	1	0	0	0	0	11			
00 Keyana Harris	2-4	0-1	0-0	0-0	1	1	2	0	0	0	0	0	0	18			
11 Laura Cornelius	1-2	0-0	0-0	0-0	0	1	1	0	1	1	0	0	0	1			
00 Nijia Greene	0-0	0-0	0-0	0-0	0	0	0	0	0	0	0	0	0	0			
21 Emese Hof	4-5	0-0	1-2	0-4	4	4	8	1	0	0	0	0	0	12			
28 Zada Williams	0-0	0-0	0-0	0-0	0	0	0	0	0	0	0	0	0	2			
28 Khalia Prather	0-0	0-0	0-0	0-0	1	2	3	0	0	0	0	0	0	4			
Team																	
Totals	15-41	9-23	8-9	8-20	21	47	68	13	14	5	20						
FG % 1st Half: 14.3%	2nd Half: 14.3%	Game: 14.3%	3-Ptr % 1st Half: 33.3%	2nd Half: 33.3%	Game: 33.3%	Rebounds											
FT % 1st Half: 8-10	80.0%	2nd Half: 2-7	28.6%	Game: 8-23	34.8%	4											

#2/2 Notre Dame #78 • 30-1, 16-0 ACC

		Total			3-Ptr		
--	--	-------	--	--	-------	--	--

SEASON STATISTICS

All games

RECORD:	OVERALL	HOME	AWAY	NEUTRAL
ALL GAMES	24-9	13-3	8-3	3-3
CONFERENCE	10-6	5-3	5-3	0-0
NON-CONFERENCE	14-3	8-0	3-0	3-3

#	Player	Total		3-Point		F-Throw		Rebounds														
		gp-gs	min	avg	fg% 3fg-fga	fg% 3fg-fga	ft% ft-fa	ft% ft-fa	off	def	tot	avg	pf	dq	a	to	bk	stl	pts	avg		
23	Adrienne Motley	33-33	1001	30.3	191-440	.434	58-159	.365	79-103	.767	56	63	119	3.6	53	0	84	51	2	53	519	15.7
03	Jessica Thomas	33-33	1044	31.6	139-363	.383	64-181	.354	45-73	.616	12	110	122	3.7	54	1	120	62	6	50	387	11.7
20	Keyona Hayes	33-31	792	24.0	130-243	.535	6-18	.333	35-52	.673	65	118	183	5.5	67	0	51	57	10	42	301	9.1
21	Emese Hof	33-12	631	19.1	117-216	.542	0-1	.000	50-81	.617	73	107	180	5.5	88	1	24	57	42	25	284	8.6
10	Michelle Woods	33-33	847	25.7	75-233	.322	30-117	.256	34-43	.791	22	98	120	3.6	78	1	101	76	11	43	214	6.5
30	Erykah Davenport	33-21	591	17.9	83-162	.512	0-1	.000	37-72	.514	53	119	172	5.2	80	3	14	53	25	31	203	6.2
01	Laura Cornelius	33-0	738	22.4	66-167	.395	47-111	.423	8-10	.800	14	53	67	2.0	55	1	84	56	1	23	187	5.7
00	Keyanna Harris	32-0	361	11.3	33-87	.379	1-18	.056	26-39	.667	25	37	62	1.9	45	0	19	27	7	22	93	2.9
05	Nigia Greene	16-0	164	10.3	16-56	.286	11-38	.289	3-6	.500	1	9	10	0.6	3	0	6	7	0	9	46	2.9
25	Khaila Prather	33-2	351	10.6	24-67	.358	0-0	.000	14-35	.400	38	50	88	2.7	48	0	5	40	9	16	62	1.9
22	Zada Williams	21-0	105	5.0	16-33	.485	0-0	.000	6-16	.375	16	18	34	1.6	14	0	6	5	1	7	38	1.8
Team											85	68	153				23					
Total.....		33	6625		890-2067	.431	217-644	.337	337-530	.636	460	850	1310	39.7	585	7	514	514	114	321	2334	70.7
Opponents.....		33	6625		734-1910	.384	159-503	.316	376-572	.657	416	819	1235	37.4	540	-	381	624	110	239	2003	60.7

TEAM STATISTICS	UM	OPP				
SCORING	2334	2003				
Points per game	70.7	60.7				
Scoring margin	+10.0	-				
FIELD GOALS-ATT	890-2067	734-1910				
Field goal pct	.431	.384				
3 POINT FG-ATT	217-644	159-503				
3-point FG pct	.337	.316				
3-pt FG made per game	6.6	4.8				
FREE THROWS-ATT	337-530	376-572				
Free throw pct	.636	.657				
F-Throws made per game	10.2	11.4				
REBOUNDS	1310	1235				
Rebounds per game	39.7	37.4				
Rebounding margin	+2.3	-				
ASSISTS	514	381				
Assists per game	15.6	11.5				
TURNOVERS	514	624				
Turnovers per game	15.6	18.9				
Turnover margin	+3.3	-				
Assist/turnover ratio	1.0	0.6				
STEALS	321	239				
Steals per game	9.7	7.2				
BLOCKS	114	110				
Blocks per game	3.5	3.3				
ATTENDANCE	18686	56550				
Home games-Avg/Game	16-1168	11-2417				
Neutral site-Avg/Game	-	6-4994				
Score by Periods	1st	2nd	3rd	4th	OT	Totals
Miami	552	582	587	596	17	2334
Opponents	496	473	527	501	6	2003

Date	Opponent	Score	Att.
11/13/15	WRIGHT STATE	w 80-67	4034
11/15/15	BETHUNE-COOKMAN	w 55-47	718
11/17/15	at Old Dominion	w 61-35	2576
11/21/15	at Loyola Chicago	w 77-50	221
11/23/15	at Charlotte	w 77-70	720
11/27/15	MILLWAUKEE	w 77-38	631
11/29/15	LA SALLE	w 86-58	570
12/02/15	ILLINOIS	w 73-64	910
12/04/15	COPPIN STATE	w 78-59	616
12/06/15	UMASS LOWELL	w 84-53	556
12/19/15	vs #4/4 Baylor	L 81-88	1789
12/20/15	vs Indiana	w 89-75	1367
12/22/15	FIU	w 83-55	650
12/30/15	NC STATE	w 73-44	857
01/03/16	at Virginia	L 56-76	3656
01/07/16	PITTSBURGH	w 79-55	629
01/10/16	at Clemson	w 83-49	733
01/14/16	WAKE FOREST	w 71-60	606
01/17/16	at North Carolina	w 76-61	2761
01/24/16	#14/13 FLORIDA STATE	L 58-69	2313
01/28/16	at Virginia Tech	w 57-45	1447
02/01/16	SYRACUSE	L 51-57	745
02/04/16	at Boston College	w 67-62	406
02/07/16	DUKE	w 61-53	1293
02/11/16	at Georgia Tech	w 58-55	975
02/14/16	at #3/3 Notre Dame	L 69-90	9149
02/21/16	VIRGINIA TECH	w 67-56	2180
02/25/16	#10/10 LOUISVILLE	L 51-79	1378
02/28/16	at #12/12 Florida State	L 67-70	3945
03/03/16	vs Pittsburgh	w 77-55	8790
03/04/16	vs #14/10 Florida State	w 74-56	8548
03/05/16	vs #2/3 Notre Dame	L 67-78	6361
03/19/16	vs South Dakota State	L 71-74	3106

* = Conference game
 % = Miami Thanksgiving Classic (Coral Gables, Fla.)
 ^ = Big Ten/ACC Challenge
 @ = Florida Sunshine Classic (Winter Park, Fla.)
 + = ACC Tournament (Greensboro, N.C.)
 ! = NCAA Tournament (Stanford, Calif.)

ACC STATISTICS

Conference games

RECORD:	OVERALL	HOME	AWAY	NEUTRAL
ALL GAMES	10-6	5-3	5-3	0-0
CONFERENCE	10-6	5-3	5-3	0-0
NON-CONFERENCE	0-0	0-0	0-0	0-0

		Total					3-Point		F-Throw		Rebounds											
##	Player	gp-gs	min	avg	fg-tfg	fg%	3fg-t3g	3fg%	ft-fta	ft%	off	def	tot	avg	pf	dg	a	to	blk	stl	pts	avg
23	Adrienne Motley	16-16	498	31.1	76-205	.371	30-81	.370	54-69	.783	19	34	53	3.3	32	0	31	28	2	22	236	14.8
03	Jessica Thomas	16-16	517	32.3	60-166	.361	30-90	.333	30-47	.638	6	61	67	4.2	26	1	58	32	2	15	180	11.3
20	Keyona Hayes	16-14	386	24.1	63-112	.563	3-9	.333	27-38	.711	26	52	78	4.9	33	0	22	37	4	23	156	9.8
21	Emese Hof	16-10	307	19.2	41-94	.436	0-0	.000	22-40	.550	28	45	73	4.6	46	0	9	30	17	7	104	6.5
30	Erykah Davenport	16-6	299	18.7	35-69	.507	0-1	.000	27-45	.600	25	63	88	5.5	45	2	8	31	12	15	97	6.1
01	Laura Cornelius	16-0	395	24.7	31-84	.369	24-55	.436	7-8	.875	8	29	37	2.3	28	0	40	33	1	13	93	5.8
10	Michelle Woods	16-16	379	23.7	28-88	.318	8-41	.195	15-16	.938	9	41	50	3.1	44	0	35	42	3	22	79	4.9
05	Nigia Greene	4-0	45	11.3	6-15	.400	5-10	.500	0-0	.000	0	1	1	0.3	1	0	1	2	0	2	17	4.3
00	Keyanna Harris	15-0	156	10.4	11-33	.333	1-5	.200	9-15	.600	11	18	29	1.9	20	0	8	12	3	13	32	2.1
25	Khaila Prather	16-2	182	11.4	13-30	.433	0-0	.000	4-15	.267	17	23	40	2.5	25	0	3	22	7	8	30	1.9
22	Zada Williams	11-0	61	5.5	8-17	.471	0-0	.000	4-11	.364	4	11	15	1.4	11	0	2	2	1	5	20	1.8
Team											39	36	75				16					
Total.....		16	3225		372-913	.407	101-292	.346	199-304	.655	192	414	606	37.9	311	3	217	287	52	145	1044	65.2
Opponents.....		16	3225		354-934	.379	62-235	.264	211-320	.659	215	400	615	38.4	299	-	192	292	66	134	981	61.3

TEAM STATISTICS	UM	OPP
SCORING	1044	981
Points per game	65.2	61.3
Scoring margin	+3.9	-
FIELD GOALS-ATT	372-913	354-934
Field goal pct	.407	.379
3 POINT FG-ATT	101-292	62-235
3-point FG pct	.346	.264
3-pt FG made per game	6.3	3.9
FREE THROWS-ATT	199-304	211-320
Free throw pct	.655	.659
F-Throws made per game	12.4	13.2
REBOUNDS	606	615
Rebounds per game	37.9	38.4
Rebounding margin	-0.6	-
ASSISTS	217	192
Assists per game	13.6	12.0
TURNOVERS	287	292
Turnovers per game	17.9	18.3
Turnover margin	+0.3	-
Assist/turnover ratio	0.8	0.7
STEALS	145	134
Steals per game	9.1	8.4
BLOCKS	52	66
Blocks per game	3.3	4.1
ATTENDANCE	10001	23072
Home games-Avg/Game	8-1250	8-2884
Neutral site-Avg/Game	-	0-0

Score by Periods	1st	2nd	3rd	4th	OT	Totals
Miami	240	259	255	273	17	1044
Opponents	230	218	269	258	6	981

Date	Opponent	Score	Att.
* 12/30/15	NC STATE	w 73-44	857
* 01/03/16	at Virginia	L 56-76	3656
* 01/07/16	PITTSBURGH	w 79-55	629
* 01/10/16	at Clemson	w 83-49	733
* 01/14/16	WAKE FOREST	w 71-60	606
* 01/17/16	at North Carolina	w 76-61	2761
* 01/24/16	#14/13 FLORIDA STATE	L 58-69	2313
* 01/28/16	at Virginia Tech	w 57-45	1447
* 02/01/16	SYRACUSE	L 51-57	745
* 02/04/16	at Boston College	w 67-62	406
* 02/07/16	DUKE	w 61-53	1293
* 02/11/16	at Georgia Tech	w 58-55	975
* 02/14/16	at #3/3 Notre Dame	L 69-90	9149
* 02/21/16	VIRGINIA TECH	Wot 67-56	2180
* 02/25/16	#10/10 LOUISVILLE	L 51-79	1378
* 02/28/16	at #12/12 Florida State	L 67-70	3945

* = Conference game

POSTSEASON STATISTICS

Postseason games

RECORD:	OVERALL	HOME	AWAY	NEUTRAL
ALL GAMES	2-2	0-0	0-0	2-2
CONFERENCE	0-0	0-0	0-0	0-0
NON-CONFERENCE	2-2	0-0	0-0	2-2

##	Player	gp-gs	min	avg	Total		3-Point		F-Throw		Rebounds												
					fg	fga	fg%	3fg	3fga	3fg%	ft	fta	ft%	off	def	tot	avg	pf	dq	a	to	blk	stl
23	Adrienne Motley	4-4	134	33.5	22-58	.379	7-22	.318	10-12	.833	6	8	14	3.5	8	0	12	4	0	10	61	15.3	
03	Jessica Thomas	4-4	144	36.0	19-52	.365	12-24	.500	1-2	.500	1	16	17	4.3	8	0	16	12	2	8	51	12.8	
21	Emese Hof	4-0	89	22.3	22-35	.629	0-1	.000	7-11	.636	4	17	21	5.3	12	0	2	8	11	4	51	12.8	
20	Keyona Hayes	4-4	87	21.8	17-25	.680	2-3	.667	2-3	.667	5	15	20	5.0	12	0	4	5	1	2	38	9.5	
10	Michelle Woods	4-4	117	29.3	12-37	.324	3-12	.250	7-10	.700	4	5	9	2.3	11	1	19	10	3	6	34	8.5	
01	Laura Cornelius	4-0	73	18.3	9-17	.529	5-10	.500	1-2	.500	2	3	5	1.3	8	1	6	5	0	1	24	6.0	
30	Erykah Davenport	4-4	70	17.5	8-16	.500	0-0	.000	2-7	.286	4	15	19	4.8	10	1	1	7	2	3	18	4.5	
00	Keyanna Harris	4-0	43	10.8	5-9	.556	0-1	.000	2-2	1.000	2	5	7	1.8	1	0	1	1	2	2	12	3.0	
22	Zada Williams	2-0	4	2.0	0-0	.000	0-0	.000	0-0	.000	0	2	2	1.0	2	0	0	1	0	0	0	0.0	
25	Khaila Prather	4-0	22	5.5	0-1	.000	0-0	.000	0-0	.000	1	2	3	0.8	5	0	0	4	0	4	0	0.0	
05	Nigia Greene	4-0	17	4.3	0-1	.000	0-1	.000	0-0	.000	0	0	0	0.0	0	0	2	0	0	0	0	0.0	
Team											11	9	20										
Total.....		4	800		114-251	.454	29-74	.392	32-49	.653	40	97	137	34.2	77	3	63	57	21	40	289	72.2	
Opponents.....		4	800		94-231	.407	22-55	.400	53-83	.639	50	102	152	38.0	60	-	48	78	6	27	263	65.8	

TEAM STATISTICS	UM	OPP
SCORING	289	263
Points per game	72.2	65.8
Scoring margin	+6.5	-
FIELD GOALS-ATT	114-251	94-231
Field goal pct	.454	.407
3 POINT FG-ATT	29-74	22-55
3-point FG pct	.392	.400
3-pt FG made per game	7.3	5.5
FREE THROWS-ATT	32-49	53-83
Free throw pct	.653	.639
F-Throws made per game	8.0	13.3
REBOUNDS	137	152
Rebounds per game	34.2	38.0
Rebounding margin	-3.7	-
ASSISTS	63	48
Assists per game	15.8	12.0
TURNOVERS	57	78
Turnovers per game	14.3	19.5
Turnover margin	+5.3	-
Assist/turnover ratio	1.1	0.6
STEALS	40	27
Steals per game	10.0	6.8
BLOCKS	21	6
Blocks per game	5.3	1.5
ATTENDANCE	0	26805
Home games-Avg/Game	0-0	0-0
Neutral site-Avg/Game	-	4-6701

Date	Opponent	Score	Att.
+ 03/03/16	vs Pittsburgh	w 77-55	8790
+ 03/04/16	vs #14/10 Florida State	w 74-56	8548
+ 03/05/16	vs #2/3 Notre Dame	L 67-78	6361
! 03/19/16	vs South Dakota State	L 71-74	3106
+ = ACC Tournament (Greensboro, N.C.)			
! = NCAA Tournament (Stanford, Calif.)			

Score by Periods	1st	2nd	3rd	4th	Totals
Miami	75	77	56	81	289
Opponents	70	64	65	64	263

HOME STATISTICS

Home games

RECORD:	OVERALL	HOME	AWAY	NEUTRAL
ALL GAMES	13-3	13-3	0-0	0-0
CONFERENCE	5-3	5-3	0-0	0-0
NON-CONFERENCE	8-0	8-0	0-0	0-0

#	Player	Total				3-Point			F-Throw			Rebounds													
		gp-gs	min	avg	fg-fga	fg%	3fg-3fga	3fg%	ft-fta	ft%	off	def	tot	avg	pf	dq	a	to	blk	stl	pts	avg			
23	Adrienne Motley	16-16	465	29.1	92-201	.458	27-68	.397	32-46	.696	31	30	61	3.8	22	0	40	28	2	20	243	15.2			
03	Jessica Thomas	16-16	485	30.3	62-164	.378	27-79	.342	22-38	.579	6	48	54	3.4	21	0	55	20	3	28	173	10.8			
20	Keyona Hayes	16-14	387	24.2	66-121	.545	0-5	.000	20-29	.690	36	52	88	5.5	28	0	28	24	3	23	152	9.5			
10	Michelle Woods	16-16	424	26.5	45-123	.366	21-68	.309	16-19	.842	14	61	75	4.7	29	0	55	43	6	19	127	7.9			
21	Emese Hof	16-6	299	18.7	45-100	.450	0-0	.000	25-43	.581	35	49	84	5.3	44	1	10	30	19	11	115	7.2			
30	Erykah Davenport	16-10	274	17.1	38-80	.475	0-1	.000	19-33	.576	30	51	81	5.1	38	0	9	26	9	14	95	5.9			
01	Laura Cornelius	16-0	348	21.8	26-69	.377	21-50	.420	4-4	1.000	8	28	36	2.3	26	0	44	30	0	11	77	4.8			
05	Nigia Greene	7-0	95	13.6	10-37	.270	6-26	.231	3-6	.500	1	6	7	1.0	3	0	2	5	0	5	29	4.1			
00	Keyanna Harris	16-0	193	12.1	16-47	.340	0-9	.000	18-28	.643	18	20	38	2.4	23	0	12	15	2	11	50	3.1			
22	Zada Williams	10-0	59	5.9	13-24	.542	0-0	.000	2-6	.333	12	12	24	2.4	7	0	4	3	1	3	28	2.8			
25	Khalia Prather	16-2	196	12.3	12-34	.353	0-0	.000	14-33	.424	20	26	46	2.9	26	0	3	21	4	9	38	2.4			
Team											44	40	84					16							
Total.....		16	3225		425-1000	.425	102-306	.333	175-285	.614	255	423	678	42.4	267	1	262	261	49	154	1127	70.4			
Opponents.....		16	3225		333-926	.360	87-276	.315	161-248	.649	216	390	606	37.9	274	-	171	321	48	123	914	57.1			

TEAM STATISTICS	UM	OPP
SCORING	1127	914
Points per game	70.4	57.1
Scoring margin	+13.3	-
FIELD GOALS-ATT	425-1000	333-926
Field goal pct	.425	.360
3 POINT FG-ATT	102-306	87-276
3-point FG pct	.333	.315
3-pt FG made per game	6.4	5.4
FREE THROWS-ATT	175-285	161-248
Free throw pct	.614	.649
F-Throws made per game	10.9	10.1
REBOUNDS	678	606
Rebounds per game	42.4	37.9
Rebounding margin	+4.5	-
ASSISTS	262	171
Assists per game	16.4	10.7
TURNOVERS	261	321
Turnovers per game	16.3	20.1
Turnover margin	+3.8	-
Assist/turnover ratio	1.0	0.5
STEALS	154	123
Steals per game	9.6	7.7
BLOCKS	49	48
Blocks per game	3.1	3.0
ATTENDANCE	18686	0
Home games-Avg/Game	16-1168	0-0
Neutral site-Avg/Game	-	0-0

Date	Opponent	Score	Att.
11/13/15	WRIGHT STATE	w 80-67	4034
11/15/15	BETHUNE-COOKMAN	w 55-47	718
% 11/27/15	MILWAUKEE	w 77-38	631
% 11/29/15	LA SALLE	w 86-58	570
^ 12/02/15	ILLINOIS	w 73-64	910
12/04/15	COPPIN STATE	w 78-59	616
12/06/15	UMASS LOWELL	w 84-53	556
12/22/15	FIU	w 83-55	650
* 12/30/15	NC STATE	w 73-44	857
* 01/07/16	PITTSBURGH	w 79-55	629
* 01/14/16	WAKE FOREST	w 71-60	606
* 01/24/16	#14/13 FLORIDA STATE	L 58-69	2313
* 02/01/16	SYRACUSE	L 51-57	745
* 02/07/16	DUKE	w 61-53	1293
* 02/21/16	VIRGINIA TECH	Wot 67-56	2180
* 02/25/16	#10/10 LOUISVILLE	L 51-79	1378

* = Conference game

% = Miami Thanksgiving Classic (Coral Gables, Fla.)

^ = Big Ten/ACC Challenge

Score by Periods	1st	2nd	3rd	4th	OT	Totals
Miami	250	287	299	274	17	1127
Opponents	233	198	243	234	6	914

AWAY STATISTICS

Away games

RECORD:	OVERALL	HOME	AWAY	NEUTRAL
ALL GAMES	8-3	0-0	8-3	0-0
CONFERENCE	5-3	0-0	5-3	0-0
NON-CONFERENCE	3-0	0-0	3-0	0-0

##	Player	gp-gs	Total			3-Point		F-Throw		Rebounds				pf	dq	a	to	blk	stl	pts	avg	
			min	avg	fg-fga	fg%	3fg-fga	3fg%	ft-fa	ft%	off	def	tot									avg
23	Adrienne Motley	11-11	342	31.1	60-151	.397	18-58	.310	35-42	.833	16	22	38	3.5	20	0	26	14	0	19	173	15.7
03	Jessica Thomas	11-11	351	31.9	45-121	.372	20-66	.303	21-32	.656	4	41	45	4.1	19	1	39	26	1	10	131	11.9
20	Keyona Hayes	11-11	264	24.0	39-79	.494	3-6	.500	13-18	.722	19	42	61	5.5	23	0	15	25	5	15	94	8.5
30	Erykah Davenport	11-6	222	20.2	35-63	.556	0-0	.000	16-32	.500	17	48	65	5.9	28	2	4	19	13	14	86	7.8
21	Emese Hof	11-5	192	17.5	37-63	.587	0-0	.000	9-16	.563	26	31	57	5.2	27	0	11	16	9	7	83	7.5
01	Laura Cornelius	11-0	278	25.3	24-69	.348	16-45	.356	3-4	.750	4	20	24	2.2	19	0	29	19	1	9	67	6.1
05	Nigia Greene	4-0	44	11.0	6-17	.353	5-11	.455	0-0	.000	0	1	1	0.3	0	0	2	2	0	3	17	4.3
10	Michelle Woods	11-11	238	21.6	13-52	.250	4-26	.154	8-8	1.000	4	25	29	2.6	33	0	21	20	2	16	38	3.5
00	Keyanna Harris	10-0	111	11.1	11-28	.393	1-7	.143	6-8	.750	5	12	17	1.7	17	0	6	9	3	9	29	2.9
25	Khaila Prather	11-0	118	10.7	10-26	.385	0-0	.000	0-2	.000	15	20	35	3.2	13	0	2	12	5	3	20	1.8
22	Zada Williams	8-0	40	5.0	3-9	.333	0-0	.000	4-10	.400	4	4	8	1.0	5	0	2	1	0	4	10	1.3
Team											27	18	43				7					
Total.....		11	2200		283-678	.417	67-219	.306	115-172	.669	141	282	423	38.5	204	3	157	170	39	109	748	68.0
Opponents.....		11	2200		244-619	.394	39-145	.269	136-204	.667	121	278	399	36.3	181	-	132	196	51	75	663	60.3

TEAM STATISTICS	UM	OPP
SCORING	748	663
Points per game	68.0	60.3
Scoring margin	+7.7	-
FIELD GOALS-ATT	283-678	244-619
Field goal pct	.417	.394
3 POINT FG-ATT	67-219	39-145
3-pt FG pct	.306	.269
3-pt FG made per game	6.1	3.5
FREE THROWS-ATT	115-172	136-204
Free throw pct	.669	.667
F-Throws made per game	10.5	12.4
REBOUNDS	423	399
Rebounds per game	38.5	36.3
Rebounding margin	+2.2	-
ASSISTS	157	132
Assists per game	14.3	12.0
TURNOVERS	170	196
Turnovers per game	15.5	17.8
Turnover margin	+2.4	-
Assist/turnover ratio	0.9	0.7
STEALS	109	75
Steals per game	9.9	6.8
BLOCKS	39	51
Blocks per game	3.5	4.6
ATTENDANCE	0	26589
Home games-Avg/Game	0-0	11-2417
Neutral site-Avg/Game	-	0-0

Date	Opponent	Score	Att.
11/17/15	at Old Dominion	w 61-35	2576
11/21/15	at Loyola Chicago	w 77-50	221
11/23/15	at Charlotte	w 77-70	720
* 01/03/16	at Virginia	L 56-76	3656
* 01/10/16	at Clemson	w 83-49	733
* 01/17/16	at North Carolina	w 76-61	2761
* 01/28/16	at Virginia Tech	w 57-45	1447
* 02/04/16	at Boston College	w 67-62	406
* 02/11/16	at Georgia Tech	w 58-55	975
* 02/14/16	at #3/3 Notre Dame	L 69-90	9149
* 02/28/16	at #12/12 Florida State	L 67-70	3945

* = Conference game

Score by Periods	1st	2nd	3rd	4th	Totals
Miami	186	176	184	202	748
Opponents	153	166	182	162	663

NEUTRAL SITE STATISTICS

Neutral site games

RECORD:	OVERALL	HOME	AWAY	NEUTRAL
ALL GAMES	3-3	0-0	0-0	3-3
CONFERENCE	0-0	0-0	0-0	0-0
NON-CONFERENCE	3-3	0-0	0-0	3-3

#	Player	gp-gs	min	avg	Total		3-Point		F-Throw		Rebounds				pf	dq	a	to	blk	stl	pts	avg
					fg-fga	fg%	3fg-3fga	3fg%	ft-fa	ft%	off	def	tot	avg								
23	Adrienne Motley	6-6	194	32.3	39-88	.443	13-33	.394	12-15	.800	9	11	20	3.3	11	0	18	9	0	14	103	17.2
21	Emese Hof	6-1	140	23.3	35-53	.660	0-1	.000	16-22	.727	12	27	39	6.5	17	0	3	11	14	7	86	14.3
03	Jessica Thomas	6-6	208	34.7	32-78	.410	17-36	.472	2-3	.667	2	21	23	3.8	14	0	26	16	2	12	83	13.8
20	Keyona Hayes	6-6	141	23.5	25-43	.581	3-7	.429	2-5	.400	10	24	34	5.7	16	0	8	8	2	4	55	9.2
10	Michelle Woods	6-6	185	30.8	17-58	.293	5-23	.217	10-16	.625	4	12	16	2.7	16	1	25	13	3	8	49	8.2
01	Laura Cornelius	6-0	112	18.7	16-29	.552	10-16	.625	1-2	.500	2	5	7	1.2	10	1	11	7	0	3	43	7.2
30	Erykah Davenport	6-5	95	15.8	10-19	.526	0-0	.000	2-7	.286	6	20	26	4.3	14	1	1	8	3	3	22	3.7
00	Keyanna Harris	6-0	57	9.5	6-12	.500	0-2	.000	2-3	.667	2	5	7	1.2	5	0	1	3	2	2	14	2.3
25	Khaila Prather	6-0	37	6.2	2-7	.286	0-0	.000	0-0	.000	3	4	7	1.2	9	0	0	7	0	4	4	0.7
05	Nigia Greene	5-0	25	5.0	0-2	.000	0-1	.000	0-0	.000	0	2	2	0.4	0	0	2	0	0	1	0	0.0
22	Zada Williams	3-0	6	2.0	0-0	.000	0-0	.000	0-0	.000	0	2	2	0.7	2	0	0	1	0	0	0	0.0
Team											14	12	26									
Total.....		6	1200		182-389	.468	48-119	.403	47-73	.644	64	145	209	34.8	114	3	95	83	26	58	459	76.5
Opponents.....		6	1200		157-365	.430	33-82	.402	79-120	.658	79	151	230	38.3	85	-	78	107	11	41	426	71.0

TEAM STATISTICS	UM	OPP
SCORING	459	426
Points per game	76.5	71.0
Scoring margin	+5.5	-
FIELD GOALS-ATT	182-389	157-365
Field goal pct	.468	.430
3 POINT FG-ATT	48-119	33-82
3-point FG pct	.403	.402
3-pt FG made per game	8.0	5.5
FREE THROWS-ATT	47-73	79-120
Free throw pct	.644	.658
F-Throws made per game	7.8	13.2
REBOUNDS	209	230
Rebounds per game	34.8	38.3
Rebounding margin	-3.5	-
ASSISTS	95	78
Assists per game	15.8	13.0
TURNOVERS	83	107
Turnovers per game	13.8	17.8
Turnover margin	+4.0	-
Assist/turnover ratio	1.1	0.7
STEALS	58	41
Steals per game	9.7	6.8
BLOCKS	26	11
Blocks per game	4.3	1.8
ATTENDANCE	0	29961
Home games-Avg/Game	0-0	0-0
Neutral site-Avg/Game	-	6-4994

Score by Periods	1st	2nd	3rd	4th	Totals
Miami	116	119	104	120	459
Opponents	110	109	102	105	426

Date	Opponent	Score	Att.
@ 12/19/15	vs #4/4 Baylor	L 81-88	1789
@ 12/20/15	vs Indiana	w 89-75	1367
+ 03/03/16	vs Pittsburgh	w 77-55	8790
+ 03/04/16	vs #14/10 Florida State	w 74-56	8548
+ 03/05/16	vs #2/3 Notre Dame	L 67-78	6361
! 03/19/16	vs South Dakota State	L 71-74	3106

@ = Florida Sunshine Classic (Winter Park, Fla.)

+ = ACC Tournament (Greensboro, N.C.)

! = NCAA Tournament (Stanford, Calif.)

TEAM GAME-BY-GAME

All games

TEAM STATISTICS

Opponent	Date	Score	W	L	Total		3-Pointers		Free throws		Rebounds				pf	a	tlo	blk	stl	pts	avg
					f-g	pct	3fg-fga	pct	ft-fla	pct	off	def	tot	avg							
WRIGHT STATE	11/13/15	80-67	W		33-79	.418	12-27	.444	2-2	1.000	16	26	42	42.0	9	20	9	2	6	80	80.0
BETHUNE-COOKMAN	11/15/15	55-47	W		21-58	.362	7-26	.269	6-12	.500	21	22	43	42.5	16	15	14	1	7	55	67.5
at Old Dominion	11/17/15	61-35	W		26-68	.382	4-21	.190	5-10	.500	19	33	52	45.7	21	15	12	2	11	61	65.3
at Loyola Chicago	11/21/15	77-50	W		32-73	.438	6-24	.250	7-12	.583	15	31	46	45.8	19	19	12	8	10	77	68.2
at Charlotte	11/23/15	77-70	W		31-69	.449	5-19	.263	10-17	.588	19	28	47	46.0	16	16	13	1	9	77	70.0
MILWAUKEE	11/27/15	77-38	W		33-75	.440	5-18	.278	6-13	.462	21	30	51	46.8	16	17	10	4	15	77	71.2
LA SALLE	11/29/15	86-58	W		33-64	.516	7-12	.583	13-20	.650	17	24	41	46.0	9	19	19	4	18	86	73.3
ILLINOIS	12/02/15	73-64	W		30-67	.448	4-19	.211	9-11	.818	15	24	39	45.1	16	20	18	5	12	73	73.2
COPPIN STATE	12/04/15	78-59	W		29-65	.446	6-27	.222	14-23	.609	17	27	44	45.0	19	19	20	3	11	78	73.8
UMASS LOWELL	12/06/15	84-53	W		36-73	.493	5-19	.263	7-15	.467	18	21	39	44.4	8	22	8	4	13	84	74.8
vs #4/4 Baylor	12/19/15	81-88	L		31-65	.477	11-22	.500	8-14	.571	9	19	28	42.9	21	15	14	2	8	81	75.4
vs Indiana	12/20/15	89-75	W		37-73	.507	8-23	.348	7-10	.700	15	29	44	43.0	16	17	12	3	10	89	76.5
FIU	12/22/15	83-55	W		32-74	.432	7-21	.333	12-18	.667	26	25	51	43.6	11	20	9	2	6	83	77.0
NC STATE	12/30/15	73-44	W		25-57	.439	9-17	.529	14-21	.667	13	32	45	43.7	18	12	13	1	7	73	76.7
at Virginia	01/03/16	56-76	L		21-54	.389	3-14	.214	11-17	.647	14	25	39	43.4	20	11	28	1	9	56	75.3
PITTSBURGH	01/07/16	79-55	W		31-59	.525	8-13	.615	9-17	.529	14	32	46	43.6	18	18	23	5	12	79	75.6
at Clemson	01/10/16	83-49	W		27-55	.491	12-23	.522	17-27	.630	9	20	29	42.7	16	18	12	2	12	83	76.0
WAKE FOREST	01/14/16	71-60	W		26-64	.406	4-20	.200	15-18	.833	21	18	39	42.5	24	16	18	4	13	71	75.7
at North Carolina	01/17/16	76-61	W		30-72	.417	9-28	.321	7-8	.875	17	26	43	42.5	19	21	11	1	7	76	75.7
#14/13 FLORIDA STATE	01/24/16	58-69	L		20-51	.392	4-14	.286	14-23	.609	13	22	35	42.2	20	11	21	1	7	58	74.8
at Virginia Tech	01/28/16	57-45	W		21-58	.362	5-18	.278	10-12	.833	10	34	44	42.2	14	11	17	3	5	57	74.0
SYRACUSE	02/01/16	51-57	L		19-52	.365	5-20	.250	8-10	.800	8	35	43	42.3	17	11	26	2	3	51	73.0
at Boston College	02/04/16	67-62	W		22-58	.379	5-17	.294	18-22	.818	10	22	32	41.8	17	9	14	5	16	67	72.7
DUKE	02/07/16	61-53	W		19-53	.358	8-21	.381	15-27	.556	14	34	48	42.1	20	14	17	4	5	61	72.2
at Georgia Tech	02/11/16	58-55	W		22-49	.449	4-15	.333	9-16	.563	6	24	30	41.6	19	11	12	5	6	58	71.6
at #3/3 Notre Dame	02/14/16	69-90	L		26-68	.382	7-23	.304	10-14	.714	11	16	27	41.0	21	14	17	7	14	69	71.5
VIRGINIA TECH	02/21/16	67-56	Wot		18-54	.333	8-18	.444	23-38	.605	13	31	44	41.1	23	16	18	2	9	67	71.4
#10/10 LOUISVILLE	02/25/16	51-79	L		20-55	.364	3-14	.214	8-17	.471	8	20	28	40.7	23	12	18	5	10	51	70.6
at #12/12 Florida State	02/28/16	67-70	L		25-54	.463	6-17	.353	11-17	.647	11	23	34	40.4	22	12	22	4	10	67	70.5
vs Pittsburgh	03/03/16	77-55	W		33-55	.600	6-15	.400	5-12	.417	5	28	33	40.2	13	21	13	3	6	77	70.7
vs #14/10 Florida State	03/04/16	74-56	W		28-59	.475	8-15	.533	10-12	.833	10	27	37	40.1	21	16	20	7	16	74	70.8
vs #2/3 Notre Dame	03/05/16	67-78	L		25-61	.410	9-23	.391	8-9	.889	8	20	28	39.7	21	13	14	5	4	67	70.7
vs South Dakota State	03/19/16	71-74	L		28-76	.368	6-21	.286	9-16	.563	17	22	39	39.7	22	13	10	6	14	71	70.7
Miami	2334	890-2067	.431	217-644	.337	337-530	.636	460	850	1310	39.7	585	514	514	114	321	2334	70.7			
Opponents	2003	734-1910	.384	159-503	.316	376-572	.657	416	819	1235	37.4	540	381	624	110	239	2003	60.7			

Games played: 33
Points/game: 70.7
FG Pct: 43.1
3FG Pct: 33.7
FT Pct: 63.6

Rebounds/game: 39.7
Assists/game: 15.6
Turnovers/game: 15.6
Assist/turnover ratio: 1.0
Steals/game: 9.7
Blocks/game: 3.5

OPPONENT GAME-BY-GAME

All games

OPPONENT STATISTICS

Opponent	Date	Score		Total		3-Pointers		Free throws		Rebounds											
				fg-fga	pct	3fg-fga	pct	ft-fa	pct	off	def	tot	avg	pf	a	t/o	blk	stl	pts	avg	
WRIGHT STATE	11/13/15	80-67	W	28-61	.459	8-25	.320	3-7	.429	9	30	39	39.0	8	9	19	6	3	67	67.0	
BETHUNE-COOKMAN	11/15/15	55-47	W	17-41	.415	9-15	.600	4-11	.364	6	20	26	32.5	12	12	17	0	7	47	57.0	
at Old Dominion	11/17/15	61-35	W	11-47	.234	3-17	.176	10-19	.526	8	25	33	32.7	12	6	19	2	3	35	49.7	
at Loyola Chicago	11/21/15	77-50	W	19-61	.311	1-13	.077	11-16	.688	13	30	43	35.2	14	9	19	6	6	50	49.8	
at Charlotte	11/23/15	77-70	W	26-60	.433	5-13	.385	13-17	.765	9	25	34	35.0	14	12	12	5	7	70	53.8	
MILWAUKEE	11/27/15	77-38	W	13-58	.224	4-17	.235	8-12	.667	17	25	42	36.2	11	6	23	3	2	38	51.2	
LA SALLE	11/29/15	86-58	W	25-58	.431	6-16	.375	2-4	.500	10	19	29	35.1	17	15	26	7	8	58	52.1	
ILLINOIS	12/02/15	73-64	W	23-57	.404	9-24	.375	9-14	.643	13	24	37	35.4	18	11	26	1	12	64	53.6	
COPPIN STATE	12/04/15	78-59	W	21-59	.356	2-7	.286	15-20	.750	13	25	38	35.7	21	10	23	0	7	59	54.2	
UMASS LOWELL	12/06/15	84-53	W	20-57	.351	9-21	.429	4-4	1.000	16	25	41	36.2	12	10	26	2	4	53	54.1	
vs #4/4 Baylor	12/19/15	81-88	L	35-71	.493	2-9	.222	16-22	.727	20	27	47	37.2	14	20	17	3	6	88	57.2	
vs Indiana	12/20/15	89-75	W	28-63	.444	9-18	.500	10-15	.667	9	22	31	36.7	11	10	12	2	8	75	58.7	
FIU	12/22/15	83-55	W	20-52	.385	8-18	.444	7-8	.875	8	20	28	36.0	17	11	15	1	5	55	58.4	
NC STATE	12/30/15	73-44	W	14-57	.246	7-24	.292	9-22	.409	17	24	41	36.4	16	8	17	1	4	44	57.4	
at Virginia	01/03/16	56-76	L	29-60	.483	6-9	.667	12-16	.750	8	23	31	36.0	16	19	17	7	10	76	58.6	
PITTSBURGH	01/07/16	79-55	W	24-66	.364	3-15	.200	4-10	.400	13	20	33	35.8	15	15	20	3	10	55	58.4	
at Clemson	01/10/16	83-49	W	20-40	.500	1-6	.167	8-17	.471	6	22	28	35.4	20	11	26	1	8	49	57.8	
WAKE FOREST	01/14/16	71-60	W	22-57	.386	2-14	.143	14-23	.609	22	18	40	35.6	19	11	24	4	12	60	57.9	
at North Carolina	01/17/16	76-61	W	23-61	.377	3-17	.176	12-18	.667	14	23	37	35.7	15	15	15	3	4	61	58.1	
#14/13 FLORIDA STATE	01/24/16	58-69	L	24-51	.471	4-7	.571	17-22	.773	9	23	32	35.5	23	14	17	1	13	69	58.7	
at Virginia Tech	01/28/16	57-45	W	16-57	.281	4-21	.190	9-17	.529	8	27	35	35.5	20	7	14	6	7	45	58.0	
SYRACUSE	02/01/16	51-57	L	20-70	.286	4-27	.148	13-18	.722	18	26	44	35.9	13	8	15	1	13	57	58.0	
at Boston College	02/04/16	67-62	W	22-52	.423	3-9	.333	15-18	.833	9	29	38	36.0	20	11	19	8	8	62	58.1	
DUKE	02/07/16	61-53	W	17-61	.279	3-15	.200	16-24	.667	15	26	41	36.2	23	8	13	6	8	53	57.9	
at Georgia Tech	02/11/16	58-55	W	19-63	.302	4-15	.267	13-21	.619	21	25	46	36.6	17	10	14	2	5	55	57.8	
at #3/3 Notre Dame	02/14/16	69-90	L	32-59	.542	5-12	.417	21-26	.808	14	32	46	36.9	13	18	23	8	10	90	59.0	
VIRGINIA TECH	02/21/16	67-56	Wot	17-55	.309	4-17	.235	18-21	.857	8	34	42	37.1	29	10	23	7	10	56	58.9	
#10/10 LOUISVILLE	02/25/16	51-79	L	28-66	.424	5-14	.357	18-28	.643	22	31	53	37.7	20	13	17	5	5	79	59.6	
at #12/12 Florida State	02/28/16	67-70	L	27-59	.458	4-13	.308	12-19	.632	11	17	28	37.3	20	14	18	3	7	70	60.0	
vs Pittsburgh	03/03/16	77-55	W	22-56	.393	5-15	.333	6-9	.667	6	17	23	36.9	13	10	17	0	5	55	59.8	
vs #14/10 Florida State	03/04/16	74-56	W	21-63	.333	4-13	.308	10-19	.526	20	21	41	37.0	14	13	25	1	9	56	59.7	
vs #2/3 Notre Dame	03/05/16	67-78	L	26-54	.481	5-9	.556	21-28	.750	10	28	38	37.0	16	13	14	2	6	78	60.3	
vs South Dakota State	03/19/16	71-74	L	25-58	.431	8-18	.444	16-27	.593	14	36	50	37.4	17	12	22	3	7	74	60.7	
Opponents	2003	734-1910		.384	159-503		.316	376-572	.657	416	819	1235	37.4	540	381	624	110	239	2003	60.7	
Miami	2334	890-2067		.431	217-644		.337	337-530	.636	460	850	1310	39.7	585	514	514	114	321	2334	70.7	

Games played: 33
Points/game: 60.7
FG Pct: 38.4
3FG Pct: 31.6
FT Pct: 65.7

Rebounds/game: 37.4
Assists/game: 11.5
Turnovers/game: 18.9
Assist/turnover ratio: 0.6
Steals/game: 7.2
Blocks/game: 3.3



TEAM GAME HIGHS

All games

Miami - TEAM GAME HIGHS

POINTS	89	vs Indiana (12/20/15)
	86	LA SALLE (11/29/15)
	84	UMASS LOWELL (12/06/15)
	83	at Clemson (01/10/16)
	83	FIU (12/22/15)
FIELD GOALS MADE	37	vs Indiana (12/20/15)
	36	UMASS LOWELL (12/06/15)
FIELD GOAL ATTEMPTS	79	WRIGHT STATE (11/13/15)
	76	vs South Dakota State (03/19/16)
FIELD GOAL PERCENTAGE	.600 (33-55)	vs Pittsburgh (03/03/16)
	.525 (31-59)	PITTSBURGH (01/07/16)
3 PT FIELD GOALS MADE	12	at Clemson (01/10/16)
	12	WRIGHT STATE (11/13/15)
3 PT FG ATTEMPTS	28	at North Carolina (01/17/16)
	27	COPPIN STATE (12/04/15)
	27	WRIGHT STATE (11/13/15)
3 PT FG PERCENTAGE	.615 (8-13)	PITTSBURGH (01/07/16)
	.583 (7-12)	LA SALLE (11/29/15)
FREE THROWS MADE	23	VIRGINIA TECH (02/21/16)
	18	at Boston College (02/04/16)
FREE THROW ATTEMPTS	38	VIRGINIA TECH (02/21/16)
	27	DUKE (02/07/16)
	27	at Clemson (01/10/16)
FREE THROW PERCENTAGE	1.000 (2-2)	WRIGHT STATE (11/13/15)
	.889 (8-9)	vs #2/3 Notre Dame (03/05/16)
REBOUNDS	52	at Old Dominion (11/17/15)
	51	FIU (12/22/15)
	51	MILWAUKEE (11/27/15)
ASSISTS	22	UMASS LOWELL (12/06/15)
	21	vs Pittsburgh (03/03/16)
	21	at North Carolina (01/17/16)
STEALS	18	LA SALLE (11/29/15)
	16	vs #14/10 Florida State (03/04/16)
	16	at Boston College (02/04/16)
BLOCKED SHOTS	8	at Loyola Chicago (11/21/15)
	7	vs #14/10 Florida State (03/04/16)
	7	at #3/3 Notre Dame (02/14/16)
TURNOVERS	28	at Virginia (01/03/16)
	26	SYRACUSE (02/01/16)
FOULS	24	WAKE FOREST (01/14/16)
	23	#10/10 LOUISVILLE (02/25/16)
	23	VIRGINIA TECH (02/21/16)

TEAM GAME LOWS

All games

Miami - GAME LOWS

POINTS	51	SYRACUSE (02/01/16)
	51	#10/10 LOUISVILLE (02/25/16)
	55	BETHUNE-COOKMAN (11/15/15)
	56	at Virginia (01/03/16)
	57	at Virginia Tech (01/28/16)
FIELD GOALS MADE	18	VIRGINIA TECH (02/21/16)
	19	SYRACUSE (02/01/16)
	19	DUKE (02/07/16)
FIELD GOAL ATTEMPTS	49	at Georgia Tech (02/11/16)
	51	#14/13 FLORIDA STATE (01/24/16)
FIELD GOAL PERCENTAGE	.333 (18-54)	VIRGINIA TECH (02/21/16)
	.358 (19-53)	DUKE (02/07/16)
3 PT FIELD GOALS MADE	3	at Virginia (01/03/16)
	3	#10/10 LOUISVILLE (02/25/16)
3 PT FG ATTEMPTS	12	LA SALLE (11/29/15)
	13	PITTSBURGH (01/07/16)
3 PT FG PERCENTAGE	.190 (4-21)	at Old Dominion (11/17/15)
	.200 (4-20)	WAKE FOREST (01/14/16)
FREE THROWS MADE	2	WRIGHT STATE (11/13/15)
	5	at Old Dominion (11/17/15)
	5	vs Pittsburgh (03/03/16)
FREE THROW ATTEMPTS	2	WRIGHT STATE (11/13/15)
	8	at North Carolina (01/17/16)
FREE THROW PERCENTAGE	.417 (5-12)	vs Pittsburgh (03/03/16)
	.462 (6-13)	MILWAUKEE (11/27/15)
REBOUNDS	27	at #3/3 Notre Dame (02/14/16)
	28	vs #4/4 Baylor (12/19/15)
	28	#10/10 LOUISVILLE (02/25/16)
	28	vs #2/3 Notre Dame (03/05/16)
ASSISTS	9	at Boston College (02/04/16)
	11	at Virginia (01/03/16)
	11	#14/13 FLORIDA STATE (01/24/16)
	11	at Virginia Tech (01/28/16)
	11	SYRACUSE (02/01/16)
	11	at Georgia Tech (02/11/16)
STEALS	3	SYRACUSE (02/01/16)
	4	vs #2/3 Notre Dame (03/05/16)
BLOCKED SHOTS	1	BETHUNE-COOKMAN (11/15/15)
	1	at Charlotte (11/23/15)
	1	NC STATE (12/30/15)
	1	at Virginia (01/03/16)
	1	at North Carolina (01/17/16)
	1	#14/13 FLORIDA STATE (01/24/16)
TURNOVERS	8	UMASS LOWELL (12/06/15)
	9	WRIGHT STATE (11/13/15)
	9	FIU (12/22/15)
FOULS	8	UMASS LOWELL (12/06/15)
	9	WRIGHT STATE (11/13/15)
	9	LA SALLE (11/29/15)

OPPONENT GAME HIGHS

All games

Opponent - GAME HIGHS

POINTS	90	at #3/3 Notre Dame (02/14/16)
	88	vs #4/4 Baylor (12/19/15)
	79	#10/10 LOUISVILLE (02/25/16)
	78	vs #2/3 Notre Dame (03/05/16)
	76	at Virginia (01/03/16)
FIELD GOALS MADE	35	vs #4/4 Baylor (12/19/15)
	32	at #3/3 Notre Dame (02/14/16)
FIELD GOAL ATTEMPTS	71	vs #4/4 Baylor (12/19/15)
	70	SYRACUSE (02/01/16)
FIELD GOAL PERCENTAGE	.542 (32-59)	at #3/3 Notre Dame (02/14/16)
	.500 (20-40)	at Clemson (01/10/16)
3 PT FIELD GOALS MADE	9	vs Indiana (12/20/15)
	9	UMASS LOWELL (12/06/15)
	9	ILLINOIS (12/02/15)
	9	BETHUNE-COOKMAN (11/15/15)
3 PT FG ATTEMPTS	27	SYRACUSE (02/01/16)
	25	WRIGHT STATE (11/13/15)
3 PT FG PERCENTAGE	.667 (6-9)	at Virginia (01/03/16)
	.600 (9-15)	BETHUNE-COOKMAN (11/15/15)
FREE THROWS MADE	21	vs #2/3 Notre Dame (03/05/16)
	21	at #3/3 Notre Dame (02/14/16)
FREE THROW ATTEMPTS	28	vs #2/3 Notre Dame (03/05/16)
	28	#10/10 LOUISVILLE (02/25/16)
FREE THROW PERCENTAGE	1.000 (4-4)	UMASS LOWELL (12/06/15)
	.875 (7-8)	FIU (12/22/15)
REBOUNDS	53	#10/10 LOUISVILLE (02/25/16)
	50	vs South Dakota State (03/19/16)
ASSISTS	20	vs #4/4 Baylor (12/19/15)
	19	at Virginia (01/03/16)
STEALS	13	SYRACUSE (02/01/16)
	13	#14/13 FLORIDA STATE (01/24/16)
BLOCKED SHOTS	8	at #3/3 Notre Dame (02/14/16)
	8	at Boston College (02/04/16)
TURNOVERS	26	at Clemson (01/10/16)
	26	UMASS LOWELL (12/06/15)
	26	ILLINOIS (12/02/15)
	26	LA SALLE (11/29/15)
FOULS	29	VIRGINIA TECH (02/21/16)
	23	DUKE (02/07/16)
	23	#14/13 FLORIDA STATE (01/24/16)

OPPONENT GAME LOWS

All games

Opponent - GAME LOWS

POINTS	35	at Old Dominion (11/17/15)
	38	MILWAUKEE (11/27/15)
	44	NC STATE (12/30/15)
	45	at Virginia Tech (01/28/16)
	47	BETHUNE-COOKMAN (11/15/15)
FIELD GOALS MADE	11	at Old Dominion (11/17/15)
	13	MILWAUKEE (11/27/15)
FIELD GOAL ATTEMPTS	40	at Clemson (01/10/16)
	41	BETHUNE-COOKMAN (11/15/15)
FIELD GOAL PERCENTAGE	.224 (13-58)	MILWAUKEE (11/27/15)
	.234 (11-47)	at Old Dominion (11/17/15)
3 PT FIELD GOALS MADE	1	at Loyola Chicago (11/21/15)
	1	at Clemson (01/10/16)
3 PT FG ATTEMPTS	6	at Clemson (01/10/16)
	7	COPPIN STATE (12/04/15)
	7	#14/13 FLORIDA STATE (01/24/16)
3 PT FG PERCENTAGE	.077 (1-13)	at Loyola Chicago (11/21/15)
	.143 (2-14)	WAKE FOREST (01/14/16)
FREE THROWS MADE	2	LA SALLE (11/29/15)
	3	WRIGHT STATE (11/13/15)
FREE THROW ATTEMPTS	4	LA SALLE (11/29/15)
	4	UMASS LOWELL (12/06/15)
FREE THROW PERCENTAGE	.364 (4-11)	BETHUNE-COOKMAN (11/15/15)
	.400 (4-10)	PITTSBURGH (01/07/16)
REBOUNDS	23	vs Pittsburgh (03/03/16)
	26	BETHUNE-COOKMAN (11/15/15)
ASSISTS	6	at Old Dominion (11/17/15)
	6	MILWAUKEE (11/27/15)
STEALS	2	MILWAUKEE (11/27/15)
	3	WRIGHT STATE (11/13/15)
	3	at Old Dominion (11/17/15)
BLOCKED SHOTS	0	BETHUNE-COOKMAN (11/15/15)
	0	COPPIN STATE (12/04/15)
	0	vs Pittsburgh (03/03/16)
TURNOVERS	12	at Charlotte (11/23/15)
	12	vs Indiana (12/20/15)
FOULS	8	WRIGHT STATE (11/13/15)
	11	MILWAUKEE (11/27/15)
	11	vs Indiana (12/20/15)

PLAYER GAME-BY-GAME HIGHS

All games

Opponent	Date	Score	Points	Rebounds	Assists	Steals	Blocked shots
WRIGHT STATE	11/13/15	80-67	17-Jessica Thomas	9-Keyona Hayes	7-Michelle Woods	2-Michelle Woods Jessica Thomas	1-Keyanna Harris Emese Hof
BETHUNE-COOKMAN	11/15/15	55-47	17-Michelle Woods	11-Keyona Hayes	4-Adrienne Motley	3-Michelle Woods	1-Erykah Davenport
at Old Dominion	11/17/15	61-35	22-Adrienne Motley	9-Erykah Davenport	5-Laura Cornelius	3-Emese Hof	2-Emese Hof
at Loyola Chicago	11/21/15	77-50	17-Adrienne Motley Jessica Thomas	9-Erykah Davenport	4-Laura Cornelius Adrienne Motley	3-Adrienne Motley	5-Erykah Davenport
at Charlotte	11/23/15	77-70	22-Adrienne Motley	15-Emese Hof	4-Adrienne Motley Jessica Thomas	3-Adrienne Motley	1-Emese Hof
MILWAUKEE	11/27/15	77-38	17-Adrienne Motley	7-Keyona Hayes Emese Hof	6-Jessica Thomas	4-Jessica Thomas	2-Emese Hof
LA SALLE	11/29/15	86-58	17-Michelle Woods	7-Michelle Woods Adrienne Motley	5-Adrienne Motley	4-Emese Hof Erykah Davenport	2-Erykah Davenport
ILLINOIS	12/02/15	73-64	24-Adrienne Motley	8-Michelle Woods	5-Jessica Thomas Michelle Woods	5-Jessica Thomas	2-Jessica Thomas
COPPIN STATE	12/04/15	78-59	16-Jessica Thomas	9-Keyona Hayes	5-Michelle Woods Jessica Thomas	3-Keyona Hayes	2-Emese Hof
UMASS LOWELL	12/06/15	84-53	18-Adrienne Motley	8-Khaila Prather	5-Keyona Hayes Laura Cornelius	2-Adrienne Motley Emese Hof Nigia Greene Laura Cornelius	2-Emese Hof
vs #4/4 Baylor	12/19/15	81-88	24-Adrienne Motley	5-Keyona Hayes	6-Jessica Thomas	2-Laura Cornelius Adrienne Motley	2-Emese Hof
vs Indiana	12/20/15	89-75	26-Emese Hof	14-Emese Hof	4-Adrienne Motley Jessica Thomas	3-Jessica Thomas	1-Emese Hof Erykah Davenport Keyona Hayes
FIU	12/22/15	83-55	19-Adrienne Motley	10-Michelle Woods	4-Keyanna Harris Keyona Hayes	2-Jessica Thomas	2-Michelle Woods
NC STATE	12/30/15	73-44	20-Laura Cornelius	7-Keyona Hayes	4-Jessica Thomas	2-Keyona Hayes Jessica Thomas	1-Zada Williams
at Virginia	01/03/16	56-76	12-Jessica Thomas	5-Keyona Hayes Erykah Davenport	3-Jessica Thomas	3-Jessica Thomas	1-Keyanna Harris
PITTSBURGH	01/07/16	79-55	20-Adrienne Motley	9-Michelle Woods	9-Michelle Woods	3-Adrienne Motley Jessica Thomas Laura Cornelius	4-Emese Hof
at Clemson	01/10/16	83-49	18-Adrienne Motley	5-Emese Hof	7-Jessica Thomas	2-Laura Cornelius Adrienne Motley Michelle Woods Keyanna Harris	1-Erykah Davenport Michelle Woods
WAKE FOREST	01/14/16	71-60	22-Keyona Hayes	6-Keyona Hayes	5-Laura Cornelius Jessica Thomas	3-Michelle Woods Keyona Hayes	2-Keyona Hayes Emese Hof
at North Carolina	01/17/16	76-61	20-Adrienne Motley	8-Laura Cornelius	7-Laura Cornelius	2-Adrienne Motley	1-Emese Hof
#14/13 FLORIDA STATE	01/24/16	58-69	20-Adrienne Motley	7-Keyona Hayes	2-Erykah Davenport Keyona Hayes Keyanna Harris	3-Keyona Hayes	1-Emese Hof
at Virginia Tech	01/28/16	57-45	17-Adrienne Motley	7-Erykah Davenport Michelle Woods Jessica Thomas Keyona Hayes	4-Jessica Thomas	2-Adrienne Motley	1-Erykah Davenport Keyona Hayes Keyanna Harris
SYRACUSE	02/01/16	51-57	16-Adrienne Motley	8-Erykah Davenport	4-Adrienne Motley	2-Jessica Thomas	1-Emese Hof Erykah Davenport
at Boston College	02/04/16	67-62	14-Jessica Thomas	9-Erykah Davenport	3-Jessica Thomas	4-Michelle Woods	2-Khaila Prather
DUKE	02/07/16	61-53	21-Adrienne Motley	15-Erykah Davenport	4-Jessica Thomas	2-Keyona Hayes Adrienne Motley	1-Erykah Davenport Emese Hof

PLAYER GAME-BY-GAME HIGHS

Miami Game-by-Game Highs (as of Mar 19, 2016)
All games

Opponent	Date	Score	Points	Rebounds	Assists	Steals	Blocked shots
							Adrienne Motley Khaila Prather
at Georgia Tech	02/11/16	58-55	16-Keyona Hayes	5-Keyona Hayes	3-Jessica Thomas	2-Keyona Hayes Adrienne Motley Michelle Woods	2-Erykah Davenport Emese Hof
at #3/3 Notre Dame	02/14/16	69-90	12-Jessica Thomas Emese Hof	6-Khaila Prather	5-Jessica Thomas	3-Khaila Prather	3-Khaila Prather
VIRGINIA TECH	02/21/16	67-56	15-Emese Hof	7-Emese Hof Erykah Davenport	4-Jessica Thomas Michelle Woods	2-Keyona Hayes Michelle Woods	1-Erykah Davenport Emese Hof
#10/10 LOUISVILLE	02/25/16	51-79	12-Adrienne Motley	5-Khaila Prather	5-Jessica Thomas Laura Cornelius	3-Keyanna Harris	1-Erykah Davenport Khaila Prather Emese Hof Jessica Thomas Adrienne Motley
at #12/12 Florida State	02/28/16	67-70	18-Adrienne Motley	9-Keyona Hayes	3-Michelle Woods Keyona Hayes	5-Erykah Davenport	2-Erykah Davenport
vs Pittsburgh	03/03/16	77-55	19-Adrienne Motley	7-Keyona Hayes	5-Jessica Thomas	3-Adrienne Motley	3-Emese Hof
vs #14/10 Florida State	03/04/16	74-56	21-Jessica Thomas	8-Erykah Davenport	6-Michelle Woods	5-Adrienne Motley	2-Jessica Thomas Emese Hof
vs #2/3 Notre Dame	03/05/16	67-78	17-Jessica Thomas	5-Keyona Hayes	5-Jessica Thomas	3-Jessica Thomas	2-Keyanna Harris Emese Hof
vs South Dakota State	03/19/16	71-74	19-Adrienne Motley	9-Emese Hof	5-Michelle Woods	3-Jessica Thomas	4-Emese Hof

PLAYER GAME HIGHS

All games

Miami - INDIVIDUAL GAME HIGHS

Points	26	Emese Hof vs Indiana (12/20/15)
	24	Adrienne Motley vs #4/4 Baylor (12/19/15)
	24	Adrienne Motley vs Illinois (12/02/15)
	22	Keyona Hayes vs Wake Forest (01/14/16)
	22	Adrienne Motley at Charlotte (11/23/15)
	22	Adrienne Motley at Old Dominion (11/17/15)
	21	Jessica Thomas vs #14/10 Florida State (03/04/16)
	21	Adrienne Motley vs Duke (02/07/16)
	20	Adrienne Motley vs #14/13 Florida State (01/24/16)
	20	Adrienne Motley at North Carolina (01/17/16)
	20	Adrienne Motley vs Pittsburgh (01/07/16)
	20	Laura Cornelius vs NC State (12/30/15)
	19	Adrienne Motley vs South Dakota State (03/19/16)
	19	Adrienne Motley vs Pittsburgh (03/03/16)
	19	Adrienne Motley vs FIU (12/22/15)
	18	Laura Cornelius vs South Dakota State (03/19/16)
	18	Keyona Hayes vs Pittsburgh (03/03/16)
	18	Adrienne Motley at #12/12 Florida State (02/28/16)
	18	Keyona Hayes vs #14/13 Florida State (01/24/16)
	18	Adrienne Motley vs Wake Forest (01/14/16)
	18	Adrienne Motley at Clemson (01/10/16)
	18	Adrienne Motley vs Indiana (12/20/15)
	18	Jessica Thomas vs #4/4 Baylor (12/19/15)
	18	Adrienne Motley vs UMass Lowell (12/06/15)
	17	Emese Hof vs South Dakota State (03/19/16)
	17	Jessica Thomas vs #2/3 Notre Dame (03/05/16)
	17	Adrienne Motley at Virginia Tech (01/28/16)
	17	Laura Cornelius at Clemson (01/10/16)
	17	Michelle Woods vs La Salle (11/29/15)
	17	Adrienne Motley vs Milwaukee (11/27/15)
	17	Jessica Thomas at Loyola Chicago (11/21/15)
	17	Adrienne Motley at Loyola Chicago (11/21/15)
	17	Michelle Woods vs Bethune-Cookman (11/15/15)
	17	Jessica Thomas vs Wright State (11/13/15)
Field Goals Made	11	Adrienne Motley vs Illinois (12/02/15)
	10	Emese Hof vs Indiana (12/20/15)
	10	Adrienne Motley at Old Dominion (11/17/15)
Field Goal Att.	18	Adrienne Motley vs Duke (02/07/16)
	18	Adrienne Motley at North Carolina (01/17/16)
	18	Adrienne Motley vs Illinois (12/02/15)
FG Pct (min 5 made)	1.000 (9-9)	Keyona Hayes vs Pittsburgh (03/03/16)
	1.000 (7-7)	Keyona Hayes vs Pittsburgh (01/07/16)
	1.000 (6-6)	Emese Hof at Loyola Chicago (11/21/15)
	1.000 (5-5)	Emese Hof at North Carolina (01/17/16)
3-Point FG Made	6	Laura Cornelius vs NC State (12/30/15)
	5	Jessica Thomas vs #2/3 Notre Dame (03/05/16)
	5	Jessica Thomas vs #14/10 Florida State (03/04/16)
	5	Laura Cornelius at Clemson (01/10/16)
	5	Adrienne Motley vs #4/4 Baylor (12/19/15)
3-Point FG Att.	10	Jessica Thomas at North Carolina (01/17/16)
	10	Michelle Woods vs Bethune-Cookman (11/15/15)
3-Pt FG Pct (min 2 made)	1.000 (6-6)	Laura Cornelius vs NC State (12/30/15)
	1.000 (4-4)	Adrienne Motley vs Pittsburgh (01/07/16)

PLAYER GAME HIGHS

	1.000	(2-2)	Jessica Thomas vs La Salle (11/29/15)
	1.000	(2-2)	Laura Cornelius vs Milwaukee (11/27/15)
Free Throws Made	9		Emese Hof vs Virginia Tech (02/21/16)
	8		Jessica Thomas at Boston College (02/04/16)
Free Throw Att.	11		Emese Hof vs Virginia Tech (02/21/16)
	9		Adrienne Motley vs Duke (02/07/16)
	9		Jessica Thomas at Boston College (02/04/16)
FT Pct (min 3 made)	1.000	(4-4)	Michelle Woods vs #2/3 Notre Dame (03/05/16)
	1.000	(4-4)	Adrienne Motley vs #14/10 Florida State (03/04/16)
	1.000	(4-4)	Erykah Davenport vs Duke (02/07/16)
	1.000	(4-4)	Adrienne Motley at Virginia Tech (01/28/16)
	1.000	(4-4)	Jessica Thomas at Virginia Tech (01/28/16)
	1.000	(4-4)	Adrienne Motley at Clemson (01/10/16)
	1.000	(4-4)	Keyanna Harris vs FIU (12/22/15)
	1.000	(4-4)	Emese Hof vs La Salle (11/29/15)
	1.000	(3-3)	Adrienne Motley vs #10/10 Louisville (02/25/16)
	1.000	(3-3)	Adrienne Motley vs La Salle (11/29/15)
Rebounds	15		Erykah Davenport vs Duke (02/07/16)
	15		Emese Hof at Charlotte (11/23/15)
Assists	9		Michelle Woods vs Pittsburgh (01/07/16)
	7		Laura Cornelius at North Carolina (01/17/16)
	7		Jessica Thomas at Clemson (01/10/16)
	7		Michelle Woods vs Wright State (11/13/15)
Steals	5		Adrienne Motley vs #14/10 Florida State (03/04/16)
	5		Erykah Davenport at #12/12 Florida State (02/28/16)
	5		Jessica Thomas vs Illinois (12/02/15)
Blocked Shots	5		Erykah Davenport at Loyola Chicago (11/21/15)
	4		Emese Hof vs South Dakota State (03/19/16)
	4		Emese Hof vs Pittsburgh (01/07/16)
Turnovers	7		Michelle Woods vs Illinois (12/02/15)
	5		Jessica Thomas vs #2/3 Notre Dame (03/05/16)
	5		Erykah Davenport at #12/12 Florida State (02/28/16)
	5		Keyona Hayes vs Syracuse (02/01/16)
	5		Michelle Woods vs Syracuse (02/01/16)
	5		Michelle Woods vs Wake Forest (01/14/16)
	5		Michelle Woods vs Pittsburgh (01/07/16)
	5		Jessica Thomas at Virginia (01/03/16)
Fouls	5		Laura Cornelius vs South Dakota State (03/19/16)
	5		Michelle Woods vs South Dakota State (03/19/16)
	5		Erykah Davenport vs #14/10 Florida State (03/04/16)
	5		Jessica Thomas at #12/12 Florida State (02/28/16)
	5		Erykah Davenport at #12/12 Florida State (02/28/16)
	5		Erykah Davenport at Virginia (01/03/16)
	5		Emese Hof vs Illinois (12/02/15)
Minutes	39		Jessica Thomas vs #2/3 Notre Dame (03/05/16)
	38		Jessica Thomas vs #14/10 Florida State (03/04/16)
	38		Adrienne Motley at Georgia Tech (02/11/16)
	38		Jessica Thomas vs Duke (02/07/16)
	37		Jessica Thomas vs South Dakota State (03/19/16)
	37		Adrienne Motley vs #14/10 Florida State (03/04/16)
	37		Adrienne Motley at Virginia Tech (01/28/16)
	37		Jessica Thomas vs Wake Forest (01/14/16)
	37		Jessica Thomas vs Illinois (12/02/15)

OPPONENT PLAYER GAME HIGHS

All games

OPPONENT INDIVIDUAL GAME HIGHS

Points	28	Tyra Buss vs Indiana (12/20/15)
	27	Kim Demmings vs Wright State (11/13/15)
	25	Nina Davis vs #4/4 Baylor (12/19/15)
	24	Leticia Romero at #12/12 Florida State (02/28/16)
	24	Alexis Jones vs #4/4 Baylor (12/19/15)
	24	Kira Gordon at Charlotte (11/23/15)
	23	Micahya Owens vs La Salle (11/29/15)
	22	Shakayla Thomas at #12/12 Florida State (02/28/16)
	22	Cierra Rice vs Illinois (12/02/15)
	20	Aaliyah Whiteside at Georgia Tech (02/11/16)
	20	Kristian Hudson vs FIU (12/22/15)
	19	Madison Guebert vs South Dakota State (03/19/16)
	19	Mariella Fasoula at Boston College (02/04/16)
	19	Leticia Romero vs #14/13 Florida State (01/24/16)
	19	Stephanie Watts at North Carolina (01/17/16)
	19	Alexis Gassion vs Indiana (12/20/15)
	18	Macy Miller vs South Dakota State (03/19/16)
	18	Arike Ogunbowale at #3/3 Notre Dame (02/14/16)
	18	Oderah Chidom vs Duke (02/07/16)
	17	Brianna Turner vs #2/3 Notre Dame (03/05/16)
	17	Yacine Diop vs Pittsburgh (03/03/16)
	17	Brenna Wise vs Pittsburgh (03/03/16)
	17	Sidney Cook vs Virginia Tech (02/21/16)
	17	Hillary Summers at North Carolina (01/17/16)
	17	Alexis Alexander at Charlotte (11/23/15)
	17	Symone Denham vs Wright State (11/13/15)
Field Goals Made	11	Kim Demmings vs Wright State (11/13/15)
	10	Tyra Buss vs Indiana (12/20/15)
	10	Nina Davis vs #4/4 Baylor (12/19/15)
Field Goal Att.	22	Kim Demmings vs Wright State (11/13/15)
	20	Alexis Jones vs #4/4 Baylor (12/19/15)
FG Pct (min 5 made)	.833 (5-6)	Maria Conde at #12/12 Florida State (02/28/16)
	.833 (5-6)	Riche Van Der Keijl vs Wright State (11/13/15)
3-Point FG Made	5	Madison Guebert vs South Dakota State (03/19/16)
	5	Kim Demmings vs Wright State (11/13/15)
3-Point FG Att.	14	Brianna Butler vs Syracuse (02/01/16)
	12	Kim Demmings vs Wright State (11/13/15)
3-Pt FG Pct (min 2 made)	1.000 (3-3)	Aliyah Huland El at Virginia (01/03/16)
	1.000 (2-2)	Maria Conde at #12/12 Florida State (02/28/16)
	1.000 (2-2)	Nicole Boudreau at Boston College (02/04/16)
	1.000 (2-2)	Jordan Swails vs Coppin State (12/04/15)
	1.000 (2-2)	Sarah Hartwell vs Illinois (12/02/15)
Free Throws Made	14	Sidney Cook vs Virginia Tech (02/21/16)
	9	Myisha Hines-Allen vs #10/10 Louisville (02/25/16)
	9	Aaliyah Whiteside at Georgia Tech (02/11/16)
Free Throw Att.	15	Sidney Cook vs Virginia Tech (02/21/16)
	12	Brianna Turner vs #2/3 Notre Dame (03/05/16)
FT Pct (min 3 made)	1.000 (9-9)	Aaliyah Whiteside at Georgia Tech (02/11/16)
	1.000 (6-6)	Leticia Romero vs #14/13 Florida State (01/24/16)
	1.000 (6-6)	Genesis Lucas vs Coppin State (12/04/15)
	1.000 (5-5)	Mariella Fasoula at Boston College (02/04/16)
	1.000 (5-5)	Nelly Perry at Clemson (01/10/16)
	1.000 (5-5)	Nina Davis vs #4/4 Baylor (12/19/15)



OPPONENT PLAYER GAME HIGHS

	1.000	(4-4)	Lindsay Allen vs #2/3 Notre Dame (03/05/16)
	1.000	(4-4)	Madison Cable vs #2/3 Notre Dame (03/05/16)
	1.000	(4-4)	Cornelia Fondren vs Syracuse (02/01/16)
	1.000	(4-4)	Ivey Slaughter vs #14/13 Florida State (01/24/16)
	1.000	(4-4)	N'Dea Bryant at North Carolina (01/17/16)
	1.000	(4-4)	Kristian Hudson vs FIU (12/22/15)
	1.000	(3-3)	Kelly Hughes at Boston College (02/04/16)
	1.000	(3-3)	Vanessa Panousis at Virginia Tech (01/28/16)
	1.000	(3-3)	Niya Johnson vs #4/4 Baylor (12/19/15)
	1.000	(3-3)	Kayla Gibbs vs UMass Lowell (12/06/15)
	1.000	(3-3)	Taylor Manuel at Loyola Chicago (11/21/15)
Rebounds	14		Roddreka Rogers at Georgia Tech (02/11/16)
	13		Kristina Higgins vs #4/4 Baylor (12/19/15)
	13		Steph Kostowicz vs Milwaukee (11/27/15)
Assists	9		Jasmine Alston vs La Salle (11/29/15)
	8		Lindsay Allen vs #2/3 Notre Dame (03/05/16)
	8		Faith Randolph at Virginia (01/03/16)
Steals	5		Kyley Simmons vs Illinois (12/02/15)
	4		Alexis Peterson vs Syracuse (02/01/16)
	4		Ivey Slaughter vs #14/13 Florida State (01/24/16)
	4		Stasha Carey vs Pittsburgh (01/07/16)
	4		Faith Randolph at Virginia (01/03/16)
	4		Taylor Shade vs FIU (12/22/15)
	4		Micahya Owens vs La Salle (11/29/15)
Blocked Shots	6		Brianna Turner at #3/3 Notre Dame (02/14/16)
	4		Taijah Campbell vs Virginia Tech (02/21/16)
	4		Kenya Olley at Charlotte (11/23/15)
Turnovers	11		Macy Miller vs South Dakota State (03/19/16)
	9		Aliyah Collier at Clemson (01/10/16)
Fouls	5		Ivey Slaughter at #12/12 Florida State (02/28/16)
	5		Vanessa Panousis vs Virginia Tech (02/21/16)
	5		Dominique Powell vs Virginia Tech (02/21/16)
	5		Taijah Campbell vs Virginia Tech (02/21/16)
	5		Oderah Chidom vs Duke (02/07/16)
	5		Briana Day vs Syracuse (02/01/16)
	5		Vanessa Panousis at Virginia Tech (01/28/16)
	5		Emiah Bingley vs #14/13 Florida State (01/24/16)
	5		Elisa Penna vs Wake Forest (01/14/16)
	5		Janka Hegedus vs FIU (12/22/15)
	5		Kyley Simmons vs Illinois (12/02/15)

CATEGORY LEADERS

All games

Points	G	Pts	Pts/G
Adrienne Motley	33	519	15.7
Jessica Thomas	33	387	11.7
Keyona Hayes	33	301	9.1
Emese Hof	33	284	8.6
Michelle Woods	33	214	6.5
Erykah Davenport	33	203	6.2
Laura Cornelius	33	187	5.7
Keyanna Harris	32	93	2.9
Khaila Prather	33	62	1.9
Nigia Greene	16	46	2.9
Zada Williams	21	38	1.8

FG Percentage	FG	Att	Pct
Emese Hof	117	216	.542
Jessica Thomas	130	243	.535
Erykah Davenport	83	162	.512
Zada Williams	16	33	.485
Adrienne Motley	191	440	.434
Laura Cornelius	66	167	.395
Jessica Thomas	139	363	.383
Keyanna Harris	33	87	.379
Khaila Prather	24	67	.358
Michelle Woods	75	233	.322
Nigia Greene	16	56	.286

3-Point Percentage	3FG	Att	Pct
Laura Cornelius	47	111	.423
Adrienne Motley	58	159	.365
Jessica Thomas	64	181	.354
Keyona Hayes	6	18	.333
Nigia Greene	11	38	.289
Michelle Woods	30	117	.256
Keyanna Harris	1	18	.056
Erykah Davenport	0	1	.000
Emese Hof	0	1	.000

Free Throw Percent	FG	Att	Pct
Laura Cornelius	8	10	.800
Michelle Woods	34	43	.791
Adrienne Motley	79	103	.767
Keyona Hayes	35	52	.673
Keyanna Harris	26	39	.667
Emese Hof	50	81	.617
Jessica Thomas	45	73	.616
Erykah Davenport	37	72	.514
Nigia Greene	3	6	.500
Khaila Prather	14	35	.400
Zada Williams	6	16	.375

Scoring Average	G	Pts	Avg/G
Adrienne Motley	33	519	15.7
Jessica Thomas	33	387	11.7
Keyona Hayes	33	301	9.1
Emese Hof	33	284	8.6
Michelle Woods	33	214	6.5
Erykah Davenport	33	203	6.2
Laura Cornelius	33	187	5.7
Keyanna Harris	32	93	2.9
Nigia Greene	16	46	2.9
Khaila Prather	33	62	1.9
Zada Williams	21	38	1.8

Field Goal Attempts	G	Att	Att/G
Adrienne Motley	33	440	13.3
Jessica Thomas	33	363	11.0
Keyona Hayes	33	243	7.4
Michelle Woods	33	233	7.1
Emese Hof	33	216	6.5

Field Goals Made	G	Made	Made/G
Adrienne Motley	33	191	5.8
Jessica Thomas	33	139	4.2
Keyona Hayes	33	130	3.9
Emese Hof	33	117	3.5
Erykah Davenport	33	83	2.5

3-Point FG Attempts	G	Att	Att/G
Jessica Thomas	33	181	5.5
Adrienne Motley	33	159	4.8
Michelle Woods	33	117	3.5
Laura Cornelius	33	111	3.4
Nigia Greene	16	38	2.4

3-Point FG Made	G	Made	Made/G
Jessica Thomas	33	64	1.9
Adrienne Motley	33	58	1.8
Laura Cornelius	33	47	1.4
Michelle Woods	33	30	0.9
Nigia Greene	16	11	0.7

Free Throw Attempts	G	Att	Att/G
Adrienne Motley	33	103	3.1
Emese Hof	33	81	2.5
Jessica Thomas	33	73	2.2
Erykah Davenport	33	72	2.2
Keyona Hayes	33	52	1.6

Free Throws Made	G	Made	Made/G
Adrienne Motley	33	79	2.4
Emese Hof	33	50	1.5
Jessica Thomas	33	45	1.4
Erykah Davenport	33	37	1.1
Keyona Hayes	33	35	1.1

CATEGORY LEADERS

All games

Rebounds	G	Reb	Reb/G
Keyona Hayes	33	183	5.5
Emese Hof	33	180	5.5
Erykah Davenport	33	172	5.2
Jessica Thomas	33	122	3.7
Michelle Woods	33	120	3.6

Rebound Average	G	Reb	Avg/G
Keyona Hayes	33	183	5.5
Emese Hof	33	180	5.5
Erykah Davenport	33	172	5.2
Jessica Thomas	33	122	3.7
Michelle Woods	33	120	3.6

Offensive Rebounds	G	No.	Avg/G
Emese Hof	33	73	2.2
Keyona Hayes	33	65	2.0
Adrienne Motley	33	56	1.7
Erykah Davenport	33	53	1.6
Khaila Prather	33	38	1.2

Defensive Rebounds	G	No.	Avg/G
Erykah Davenport	33	119	3.6
Keyona Hayes	33	118	3.6
Jessica Thomas	33	110	3.3
Emese Hof	33	107	3.2
Michelle Woods	33	98	3.0

Fouls	G	No.	Per/G
Emese Hof	33	88	2.7
Erykah Davenport	33	80	2.4
Michelle Woods	33	78	2.4
Keyona Hayes	33	67	2.0
Laura Cornelius	33	55	1.7

Foulouts	G	No.
Erykah Davenport	33	3
Jessica Thomas	33	1
Laura Cornelius	33	1
Michelle Woods	33	1
Emese Hof	33	1

Assists	G	No.	Ast/G
Jessica Thomas	33	120	3.6
Michelle Woods	33	101	3.1
Adrienne Motley	33	84	2.5
Laura Cornelius	33	84	2.5
Keyona Hayes	33	51	1.5

Steals	G	No.	Stl/G
Adrienne Motley	33	53	1.6
Jessica Thomas	33	50	1.5
Michelle Woods	33	43	1.3
Keyona Hayes	33	42	1.3
Erykah Davenport	33	31	0.9

Blocked Shots	G	No.	Blk/G
Emese Hof	33	42	1.3
Erykah Davenport	33	25	0.8
Michelle Woods	33	11	0.3
Keyona Hayes	33	10	0.3
Khaila Prather	33	9	0.3

Minutes	G	No.	Min/G
Jessica Thomas	33	1044	31.6
Adrienne Motley	33	1001	30.3
Michelle Woods	33	847	25.7
Keyona Hayes	33	792	24.0
Laura Cornelius	33	738	22.4

Turnovers	G	No.	TO/G
Michelle Woods	33	76	2.3
Jessica Thomas	33	62	1.9
Emese Hof	33	57	1.7
Keyona Hayes	33	57	1.7
Laura Cornelius	33	56	1.7

PLAYER GAME-BY-GAME POINTS-REBOUNDS-ASSISTS

All games

Opponent	Date	Score	00 HARRIS KEY	01 CORNELIUS	03 THOMAS JES	05 GREENE NIG	10 WOODS MICH	20 HAYES KEYO	21 HOF EMESE
WRIGHT STATE	11/13/15	80-67	w	4-1-0	6-4-4	17-3-3	DNP	14-6-7	6-8-1
BETHUNE-COOKMAN	11/15/15	55-47	w	0-1-2	6-1-2	3-4-1	DNP	17-3-3	12-11-2
at Old Dominion	11/17/15	61-35	w	2-1-1	8-4-5	1-3-2	DNP	2-7-4	6-4-0
at Loyola Chicago	11/21/15	77-50	w	2-2-0	5-0-4	17-5-2	3-1-0	5-1-2	8-8-3
at Charlotte	11/23/15	77-70	w	10-3-0	2-1-2	11-3-4	3-0-1	5-4-3	10-9-0
MILWAUKEE	11/27/15	77-38	w	4-5-0	10-3-2	9-3-6	3-1-0	4-4-4	8-7-0
LA SALLE	11/29/15	86-58	w	3-2-0	2-1-3	12-0-2	5-1-0	17-7-3	6-4-1
ILLINOIS	12/02/15	73-64	w	0-0-0	0-2-2	15-4-5	2-1-1	7-8-5	6-5-3
COPPIN STATE	12/04/15	78-59	w	10-5-1	3-2-3	16-0-5	3-2-0	3-4-5	8-9-1
UMASS LOWELL	12/06/15	84-53	w	8-2-2	3-4-5	8-1-3	10-1-1	2-0-2	8-1-5
vs #4/4 Baylor	12/19/15	81-88	L	0-0-0	7-1-2	18-4-6	0-2-0	10-4-3	7-5-2
vs Indiana	12/20/15	89-75	w	2-0-0	12-1-3	14-2-4	DNP	5-3-3	10-9-2
FIU	12/22/15	83-55	w	4-4-4	6-1-1	15-6-3	DNP	10-10-3	4-4-4
NC STATE	12/30/15	73-44	w	2-2-1	20-1-0	14-5-4	DNP	11-2-3	8-7-1
at Virginia	01/03/16	56-76	L	0-2-1	7-4-2	12-2-3	DNP	0-3-1	9-5-2
PITTSBURGH	01/07/16	79-55	w	5-4-0	4-2-5	9-4-2	DNP	11-9-9	15-5-0
at Clemson	01/10/16	83-49	w	0-3-2	17-1-2	13-4-7	DNP	5-0-0	8-3-2
WAKE FOREST	01/14/16	71-60	w	0-1-0	0-3-5	12-2-5	DNP	7-5-3	22-6-1
at North Carolina	01/17/16	76-61	w	5-2-0	13-8-7	13-5-4	DNP	2-1-2	7-7-1
#14/13 FLORIDA STATE	01/24/16	58-89	L	1-0-2	0-2-1	9-3-1	DNP	2-5-1	18-7-2
at Virginia Tech	01/28/16	57-45	w	3-0-0	3-2-2	14-7-4	DNP	0-7-2	7-7-1
SYRACUSE	02/01/16	51-57	L	2-3-0	8-2-2	5-5-2	DNP	8-6-1	4-2-2
at Boston College	02/04/16	67-62	w	2-2-1	6-0-1	14-6-3	DNP	5-0-1	11-2-1
DUKE	02/07/16	61-53	w	0-3-0	3-5-3	13-5-4	DNP	0-2-1	13-7-2
at Georgia Tech	02/11/16	58-55	w	2-1-1	3-1-2	10-4-3	DNP	0-1-2	16-5-1
at #3/3 Notre Dame	02/14/16	69-90	L	3-1-0	0-2-0	12-4-5	8-0-1	9-2-1	2-2-1
VIRGINIA TECH	02/21/16	67-56	w	2-1-0	3-2-1	7-5-4	6-1-0	9-3-4	6-2-2
#10/10 LOUISVILLE	02/25/16	51-79	L	5-4-0	3-1-5	9-4-5	0-0-0	5-1-1	0-2-0
at #12/12 Florida State	02/28/16	67-70	L	DNP	3-1-2	14-2-2	3-0-0	5-3-3	10-9-3
vs Pittsburgh	03/03/16	77-55	w	2-1-0	4-2-3	6-4-5	0-0-2	11-0-4	18-7-2
vs #14/10 Florida State	03/04/16	74-56	w	0-2-0	0-2-1	21-5-5	0-0-0	8-1-6	13-5-2
vs #2/3 Notre Dame	03/05/16	67-78	L	4-1-0	2-1-1	17-3-5	0-0-0	13-3-4	5-5-0
vs South Dakota State	03/19/16	71-74	L	6-3-1	18-0-1	7-5-1	0-0-0	2-5-5	2-3-0

Opponent	Date	Score	22 WILLIAMS Z	23 MOTLEY ADR	25 PRATHER KH	30 DAVENPORT
WRIGHT STATE	11/13/15	80-67	w	DNP	13-3-3	4-1-0
BETHUNE-COOKMAN	11/15/15	55-47	w	DNP	7-3-4	4-6-0
at Old Dominion	11/17/15	61-35	w	0-1-0	22-4-2	2-5-0
at Loyola Chicago	11/21/15	77-50	w	0-0-0	17-3-4	0-3-0
at Charlotte	11/23/15	77-70	w	DNP	22-5-4	0-3-0
MILWAUKEE	11/27/15	77-38	w	2-3-1	17-5-3	6-2-1
LA SALLE	11/29/15	86-58	w	2-0-0	14-7-5	1-3-0
ILLINOIS	12/02/15	73-64	w	DNP	24-6-4	0-2-0
COPPIN STATE	12/04/15	78-59	w	4-2-0	7-2-3	5-2-0
UMASS LOWELL	12/06/15	84-53	w	3-5-1	18-5-2	3-8-0
vs #4/4 Baylor	12/19/15	81-88	L	0-0-0	24-1-2	4-2-0
vs Indiana	12/20/15	89-75	w	DNP	18-5-4	0-2-0
FIU	12/22/15	83-55	w	7-6-2	19-3-1	3-6-1
NC STATE	12/30/15	73-44	w	2-3-0	5-4-2	3-5-0
at Virginia	01/03/16	56-76	L	2-1-0	5-3-1	4-4-0
PITTSBURGH	01/07/16	79-55	w	0-0-0	20-2-1	1-2-0
at Clemson	01/10/16	83-49	w	3-2-0	18-4-4	0-1-0
WAKE FOREST	01/14/16	71-60	w	2-3-0	18-5-2	4-2-0
at North Carolina	01/17/16	76-61	w	0-1-0	20-2-3	2-7-1
#14/13 FLORIDA STATE	01/24/16	58-89	L	DNP	20-3-1	0-0-1
at Virginia Tech	01/28/16	57-45	w	0-0-0	17-6-1	4-2-0
SYRACUSE	02/01/16	51-57	L	DNP	16-4-4	0-1-0
at Boston College	02/04/16	67-62	w	0-2-0	13-0-1	2-2-0
DUKE	02/07/16	61-53	w	DNP	21-1-1	2-0-0
at Georgia Tech	02/11/16	58-55	w	DNP	13-4-1	0-2-0
at #3/3 Notre Dame	02/14/16	69-90	L	5-1-2	8-0-3	6-6-1
VIRGINIA TECH	02/21/16	67-56	w	0-1-0	12-5-3	2-1-0
#10/10 LOUISVILLE	02/25/16	51-79	L	6-1-0	12-3-1	0-5-0
at #12/12 Florida State	02/28/16	67-70	L	DNP	18-7-2	0-0-0
vs Pittsburgh	03/03/16	77-55	w	0-2-0	19-2-3	0-1-0
vs #14/10 Florida State	03/04/16	74-56	w	DNP	13-5-2	0-1-0
vs #2/3 Notre Dame	03/05/16	67-78	L	0-0-0	10-2-3	0-1-0
vs South Dakota State	03/19/16	71-74	L	DNP	19-5-4	0-0-0



HISTORY & RECORDS

CONFERENCE TOURNAMENT HISTORY	84
NCAA TOURNAMENT HISTORY	85
WNIT & AIAW TOURNAMENT HISTORY	86
NCAA TOURNAMENT TEAMS	87-80
WNIT TEAMS	91-92
HURRICANE HONORS	93-96
TEAM GAME RECORDS	97
TEAM NCAA TOURNAMENT GAME RECORDS	98-99
TEAM SEASON RECORDS & ALL-TIME STREAKS	100
INDIVIDUAL CAREER RECORDS	101-102
INDIVIDUAL SEASON RECORDS	103-104
INDIVIDUAL GAME RECORDS	105-106
INDIVIDUAL NCAA TOURNAMENT GAME RECORDS	107-108
YEARLY LEADERS	108-110
1,000 POINTS CLUB	111-113
ALL-TIME RESULTS	114-127
SERIES RECORDS	128-130
SERIES RESULTS	131-145
YEAR-BY-YEAR COACHING RECORDS	146
HURRICANE LETTER WINNERS	147-148
RETIRED/HONORED JERSEYS	150-153

CONFERENCE TOURNAMENT HISTORY

NWSAC Tournament Results (3-0)

1990-91		Tournament champions	
3/7/91	vs. Stetson	W	98-77
3/8/91	vs. FIU	W	75-55
3/9/91	vs. Florida A&M	W	73-44

BIG EAST Tournament Results (14-11)

1991-92		(Storrs, Conn.)		Tournament champions	
3/7/92	vs. Seton Hall	W	76-62		
3/8/92	vs. Providence	W	82-70		
3/9/92	at Connecticut	W	56-47		

1992-93		(Providence, R.I.)		Tournament champions	
3/6/93	vs. St. John's	W	84-61		
3/7/93	vs. Villanova	W	67-49		
3/8/93	at Providence	W	76-55		

1993-94		(Storrs, Conn.)			
3/5/94	vs. Pittsburgh	L	70-60		

1994-95		(South Orange, N.J.)			
3/4/95	at Seton Hall	L	66-50		

1995-96		(Storrs, Conn.)			
3/2/96	vs. Pittsburgh	L	52-49		

1996-97		(Storrs, Conn.)			
3/1/97	vs. Pittsburgh	W	64-50		
3/2/97	vs. Boston College	W	63-48		
3/3/97	at Connecticut	L	98-71		

1997-98		(Piscataway, N.J.)			
3/1/98	vs. Georgetown	W	81-66		
3/2/98	at Rutgers	L	81-62		

1998-99		(Piscataway, N.J.)			
2/27/99	vs. West Virginia	W	86-69		
2/28/99	at Rutgers	L	79-53		

1999-2000		(Storrs, Conn.)			
3/4/00	vs. Seton Hall	W	69-42		
3/5/00	vs. Notre Dame	L	67-52		

2000-01		(Storrs, Conn.)			
3/3/01	vs. Boston College	L	62-49		

2001-02		(Piscataway, N.J.)			
3/2/02	vs. Georgetown	W	69-52		
3/3/02	vs. Villanova	L	68-49		

2002-03		(Piscataway, N.J.)			
3/8/03	vs. Syracuse	W	77-64		
3/9/03	at Rutgers	W	77-74		
3/10/03	vs. Villanova	L	65-59		

2003-04		(Hartford, Conn.)			
3/7/04	vs. Boston College	L	65-53		

ACC Tournament Results (6-12)

2004-05		(No. 8 seed — Greensboro, N.C.)			
3/4/05	vs. No. 8 Georgia Tech	W	60-58		
3/5/05	vs. No. 1 North Carolina	L	64-57		

2005-06		(No. 6 seed — Greensboro, N.C.)			
3/2/06	vs. No. 11 Georgia Tech	L	79-62		

2006-07		(No. 11 seed — Greensboro, N.C.)			
3/1/07	vs. No. 6 Georgia Tech	L	66-52		

2007-08		(No. 12 seed — Greensboro, N.C.)			
3/6/08	vs. No. 5 Georgia Tech	L	76-49		

2008-09		(No. 10 seed — Greensboro, N.C.)			
3/5/09	vs. No. 7 Boston College	L	76-59		

2009-10		(No. 12 seed — Greensboro, N.C.)			
3/4/10	vs. No. 7 Wake Forest	L	61-60 (OT)		

2010-11		(No. 2 seed — Greensboro, N.C.)			
3/4/11	vs. No. 10 NC State	W	93-85		
3/5/11	vs. 6 North Carolina	L	83-57		

2011-12		(No. 2 seed — Greensboro, N.C.)			
3/2/12	vs. No. 7 Wake Forest	L	81-74		

2012-13		(No. 5 seed — Greensboro, N.C.)			
3/7/13	vs. No. 12 Virginia Tech	W	45-39		
3/8/13	vs. No. 4 Florida State	L	70-58		

2013-14		(No. 8 seed — Greensboro, N.C.)			
3/6/14	vs. No. 9 Florida State	L	72-67 (OT)		

2014-15		(No. 8 seed — Greensboro, N.C.)			
3/5/15	vs. No. 9 Virginia	W	62-52		
3/6/15	vs. No. 1 Notre Dame	L	77-61		

2015-16		(No. 5 seed — Greensboro, N.C.)			
3/3/16	vs. No. 12 Pittsburgh	W	77-55		
3/4/16	vs. No. 4 Florida State	W	74-56		
3/5/16	vs. No. 1 Notre Dame	L	78-67		

NCAA TOURNAMENT HISTORY

NCAA Tournament Results (5-11)

1988-89	(No. 8 seed — Midwest Region)			
3/15/89	at No. 9 Oklahoma State	L	93-69	Stillwater, Okla.
1991-92	(No. 2 seed — East Region)			
3/21/92	No. 7 North Carolina	W	86-72	Coral Gables, Fla.
3/26/92	vs. No. 3 Vanderbilt	L	77-67	Charlottesville, Va.
1992-93	(No. 5 seed — East Region)			
3/17/93	No. 12 St. Peter's	W	61-44	Coral Gables, Fla.
3/20/93	at No. 4 Western Kentucky	L	73-63	Bowling Green, Ky.
1997-98	(No. 11 seed — Midwest Region)			
3/14/98	vs. No. 6 Clemson	L	60-49	Ruston, La.
2002-03	(No. 11 seed — Midwest Region)			
3/22/03	at No. 6 New Mexico	L	91-85 (OT)	Albuquerque, N.M.
2003-04	(No. 5 seed — West Region)			
3/21/04	vs. No. 12 Maryland	L	86-85	Baton Rouge, La.
2010-11	(No. 3 seed — Dayton Region)			
3/20/11	vs. No. 14 Gardner-Webb	W	80-62	Charlottesville, Va.
3/22/11	vs. No. 6 Oklahoma	L	88-83	Charlottesville, Va.
2011-12	(No. 3 seed — Kingston Region)			
3/17/12	vs. No. 14 Idaho State	W	70-41	Spokane, Wash.
3/19/12	at No. 11 Gonzaga	L	65-54	Spokane, Wash.
2012-13	(No. 8 seed — Norfolk Region)			
3/24/13	at No. 9 Iowa	L	69-53	Iowa City, Iowa
2014-15	(No. 11 seed — Oklahoma City Region)			
3/22/15	vs. No. 6 Washington	W	86-80	Iowa City, Iowa
3/24/15	at No. 3 Iowa	L	88-70	Iowa City, Iowa
2015-16	(No. 5 seed — Lexington Region)			
3/19/16	vs. No. 12 South Dakota State	L	74-71	Stanford, Calif.

NCAA Appearances 11
Overall Record 5-11
Sweet 16 Appearances 1

1988-89 First Round
1991-92 Sweet Sixteen
1992-93 Second Round
1997-98 First Round
2002-03 First Round
2003-04 First Round
2010-11 Second Round
2011-12 Second Round
2012-13 First Round
2014-15 Second Round
2015-16 First Round

WNIT & AIAW TOURNAMENT HISTORY

WNIT Results (8-7)

1989-90*

3/22/90	vs. Illinois State	W	85-83	Amarillo, Texas
3/23/90	vs. Kentucky	L	80-68	Amarillo, Texas
3/24/90	vs. Charlotte	L	82-80	Amarillo, Texas

1998-99

3/12/99	at Rice	L	65-58	Houston, Texas
---------	---------	---	-------	----------------

2001-02

3/13/02	at Georgia Tech	W	73-64	Atlanta, Ga.
3/16/02	at Houston	L	83-76	Houston, Texas

2005-06

3/18/06	FIU	W	95-83	Coral Gables, Fla.
3/22/06	at Virginia	L	82-73	Charlottesville, Va.

2009-10

3/18/10	FGCU	W	70-57	Coral Gables, Fla.
3/21/10	Florida	W	77-64	Coral Gables, Fla.
3/25/10	North Carolina A&T	W	84-77	Coral Gables, Fla.
3/28/10	at Providence	W	73-65	Providence, R.I.
3/31/10	at Michigan	W	76-59	Ann Arbor, Mich.
4/3/10	at California	L	73-61	Berkeley, Calif.

2013-14

3/20/14	Stetson	L	70-63	Coral Gables, Fla.
---------	---------	---	-------	--------------------

* Then called the National Women's Invitational Tournament

WNIT Appearances

6

Overall Record

8-7

Finals Appearances

1

1989-90

Second Round

1998-99

First Round

2001-02

Second Round

2005-06

Second Round

2009-10

Finals

2013-14

First Round

AIAW Results (0-2)

1980-81

3/5/81	at Southern Miss	L	80-75	Hattiesburg, Miss.
--------	------------------	---	-------	--------------------

1981-82

3/7/82	vs. Delta State	L	81-66	Tallahassee, Fla.
--------	-----------------	---	-------	-------------------

AIAW Appearances

2

Overall Record

0-2

1980-81

First Round

1981-82

First Round

NCAA TOURNAMENT TEAMS

1988-89 Record: 21-8 (11-1 H, 7-7 A, 3-0 N)

Head Coach: Ferne Labati

Assistant Coaches: Robin Harmony, Carlos Aldave

3	Lisa Jones	F	5-9	JR	Miami, Fla. (Florida JC)
12	Elaine Harlow	G	5-5	JR	Cocoa Beach, Fla. (Cocoa Beach)
15	Julie Feicht	G	5-7	FR	East Liverpool, Ohio (Wellsville)
22	Merren Armour	G	5-9	FR	Annnville, Pa. (Annnville)
23	Tanya Wood	F	5-9	SO	Jersey City, N.J. (St. Peter's College)
24	Frances Savage	F	5-9	SO	Ft. Lauderdale, Fla. (Piper)
25	Melissa Edwards	C	6-0	JR	Morrow, Ga. (Morrow)
33	Vicki Bowers	F	5-10	FR	Nevada, Ohio (Upper Sandusky)
34	Chountelle Bullock	F	5-10	JR	Bradenton, Fla. (USF)
41	Sherri Eyer	F	5-10	FR	Hershey, Penn. (Hershey)
42	Jeannie Hebert	G	5-8	FR	North Pole, Alaska (Monroe Catholic)
43	Nanci Clayton	C	6-0	JR	Los Angeles, Calif. (Locke)

1991-92 Record: 30-2 (17-0 H, 11-1 A, 2-1 N)

BIG EAST: 18-0 (Regular Season & Tournament Champions)

Head Coach: Ferne Labati

Assistant Coaches: Robin Harmony, Dan Olson, Toni Smiley

14	Mary Tantillo	G	5-5	SO	North Beach, N.J. (Southern Regional)
15	Dellareese Wilson	G	5-9	JR	Miami, Fla. (Norland)
20	Tanya Young	F	5-11	FR	Miami, Fla. (South Miami)
22	Merren Armour	G	5-9	SR	Canberra, Australia (Annnville, Pa.)
23	Ronnie McGarry	F	5-11	SO	W. Swanzey, N.H. (Monadnock Regional)
24	Frances Savage	F	5-9	SR	Ft. Lauderdale, Fla. (Piper)
25	Vicki Plowden	C	6-0	JR	Miami, Fla. (South Miami)
33	Vicki Bowers	F	5-10	SR	Nevada, Ohio (Upper Sandusky)
40	Carla Harris	G	5-9	JR	Miami, Fla. (Norland)
41	Sherri Eyer	F	5-10	SR	Hershey, Pa. (Hershey)
42	Jeannie Hebert	G	5-8	SR	North Pole, Alaska (Monroe Catholic)
43	Galia Maik	F	6-0	SO	Petah-Tikva, Israel (Tel Aviv University)
44	Cami Young	F	6-0	JR	Orlando, Fla. (Valencia CC)

1992-93 Record: 24-7 (13-3 H, 8-4 A, 2-0 N)

BIG EAST: 15-3 (Co-Regular Season & Tournament Champions)

Head Coach: Ferne Labati

Assistant Coaches: Robin Harmony, Toni Smiley

Grad. Asst: Jeannie Hebert

3	Nickki Mitchell	G	5-6	JR	St. Pete, Fla. (Miami-Dade CC South)
12	Holly Rilinger	G	5-4	FR	Waynesboro, Va. (Waynesboro)
14	Mary Tantillo	G	5-6	SR	North Beach, N.J. (Southern Regional)
15	Dellareese Wilson	G	5-9	SR	Miami, Fla. (Norland)
20	Tanya Young	F	5-11	SO	Miami, Fla. (South Miami)
21	Desma Thomas	F	5-11	FR	Miami, Fla. (American)
22	Christine Olson	C	6-4	FR	Seminole, Fla. (Seminole)
23	Ronnie McGarry	F	5-11	JR	W. Swanzey, N.H. (Monadnock Regional)
25	Vicki Plowden	C	6-0	SR	Miami, Fla. (South Miami)
30	Nina Wagner	G	5-5	SO	Horsham, Pa. (Archbishop Wood)
32	Veronica Watson	C	6-3	FR	Pigeon Forge, Tenn. (Sevier County)
33	Mionsha Jones	F	5-11	FR	Miami, Fla. (American)
41	Carla Harris	G	5-9	SR	Miami, Fla. (Norland)
43	Galia Maik	F	6-0	JR	Petah-Tikva, Israel (Tel-Aviv University)
44	Cami Young	F	6-0	JR	Orlando, Fla. (Valencia CC)

NCAA TOURNAMENT TEAMS

1997-98 Record: 19-10 (12-1 H, 5-8 A, 2-1 N)

BIG EAST: 13-5

Head Coach: Ferne Labati

Associate Head Coach: Robin Harmony

Assistant Coaches: Toni Smiley, Nina Wagner

3	McChelle Murray	G	5-11	SR	Hollywood, Fla. (Norland)
10	Octavia Blue	F	6-1	SR	Deerfield Beach, Fla. (Davie Nova)
13	Gina Graziani	G	5-8	SO	Pembroke Pines, Fla. (Cooper City)
14	Tessa Iacoboni	G	5-5	SR	Hollidaysburg, Pa. (Hollidaysburg Senior)
20	Shannon Drury	G	5-8	SO	Virginia Beach, Va. (Frank W. Cox)
23	Kym Hope	F/C	6-2	JR	Hollywood, Fla. (McArthur)
24	Dona Nando	G	5-6	FR	Flushing, N.Y. (Cardozo)
31	Cassandra Wimes	G	5-10	JR	Miami, Fla. (Central)
34	Beth Barnhart	G	5-9	JR	Hodgen, Okla. (Moss School)
41	Camilla Östh	F/C	6-2	FR	Sodertälje, Sweden (Sodertälje BBK)
42	Jennifer Jordan	C	6-0	JR	Miami, Fla. (Norland)
53	Sarittha Hines	F	5-11	FR	Detroit, Mich. (Martin Luther King)

2002-03 Record: 18-11 (11-4 H, 5-7 A, 2-2 N)

BIG EAST: 8-8

Head Coach: Ferne Labati

Associate Head Coach: Robin Harmony

Assistant Coaches: Geneva Morgan, Nina Wagner

1	Tatjana Marincic	G/F	6-2	FR	Mississauga, Ontario (T.L. Kennedy)
2	Tamara James	G/F	5-9	FR	Dania, Fla. (South Broward)
3	Melissa Knight	F	5-11	SO	Philadelphia, Pa. (William Penn Charter)
10	Yalonda McCormick	G	5-8	SO	Miami, Fla. (Monsignor Pace)
15	Vera Arsova	F	6-1	JR	STIP, Macedonia (Slavco Stojmenski)
22	Fallon Phanord	G	5-9	SO	Miami, Fla. (Dr. Michael M. Krop)
23	Shaquana Wilkins	F	6-2	JR	Plymouth, Fla. (Winter Park)
25	Meghan Saake	G	5-10	SR	Wellington, Fla. (Wellington)
30	Hutashi Wilson	G	5-6	JR	Toronto, Canada (Michael Power)
34	Alicia Hartlaub	F	6-2	SR	Schaefferstown, Pa. (Elco)
40	Katie Hayek	G	5-9	FR	Lancaster, Pa. (Lancaster Catholic)
53	Chanivia Broussard	F	6-0	JR	Miami, Fla. (Northwestern)

2003-04 Record: 22-7 (12-2 H, 7-3 A, 3-2 N)

BIG EAST: 11-5

Head Coach: Ferne Labati

Associate Head Coach: Robin Harmony

Assistant Coaches: Meghan Burke, Jackie Moore

00	Amy Audibert	F/C	6-3	FR	Niagara Falls, Ontario (A.N. Myer)
1	Tatjana Marincic	G/F	6-2	SO	Mississauga, Ontario (T.L. Kennedy)
2	Tamara James	G/F	5-9	SO	Dania, Fla. (South Broward)
3	Melissa Knight	F	5-11	JR	Philadelphia, Pa. (William Penn Charter)
5	Imani Dhahabu	F/C	6-1	FR	Vallejo, Calif. (Salesian)
10	Yalonda McCormick	G	5-8	JR	Miami, Fla. (Monsignor Pace)
15	Vera Arsova	F	6-1	SR	STIP, Macedonia (Slavco Stojmenski)
21	Sandra Jansson	G	5-6	FR	Sodertälje, Sweden (Vastergards)
22	Fallon Phanord	G	5-9	JR	Miami, Fla. (Dr. Michael M. Krop)
23	Shaquana Wilkins	F	6-2	SR	Plymouth, Fla. (Winter Park)
30	Hutashi Wilson	G	5-6	SR	Toronto, Canada (Michael Power)
40	Katie Hayek	G	5-9	SO	Lancaster, Pa. (Lancaster Catholic)
53	Chanivia Broussard	F	6-0	SR	Miami, Fla. (Northwestern)

NCAA TOURNAMENT TEAMS

2010-11 Record: 28-5 (20-0 H, 6-3 A, 2-2 N)

ACC: 12-2 (Regular Season Co-Champions)

Head Coach: Katie Meier

Assistant Coaches: Darrick Gibbs, Carolyn Kieger, Vernetta Skeete

1	Riquna Williams	G	5-6	JR	Pahokee, Fla. (Pahokee)
3	Stefanie Yderstrom	G	5-8	SO	Ostertalje, Sweden (Igelstaviken)
12	Krystal Saunders	G	5-8	FR	West Park, Fla. (South Broward)
21	Stephanie Gardner	G	5-7	FR	Glassboro, N.J. (Glassboro)
23	Shanel Williams	G	5-8	SO	Chesapeake, Va. (Indian River)
32	Morgan Stroman	F	6-1	SO	Hopkins, S.C. (Lower Richland)
34	Sylvia Bullock	F	6-2	JR	Anchorage, Alaska (South Anchorage)
42	Shenise Johnson	G	5-11	JR	Henrietta, N.Y. (Rush-Henrietta)
50	Maria Brown	F	6-1	FR	Monroe, La. (Ouchita Parish)
54	Selina Archer	C	6-4	FR	Clermont, Fla. (East Ridge)

2011-12 Record: 26-6 (16-0 H, 9-5 A, 1-1 N)

ACC: 14-2

Head Coach: Katie Meier

Assistant Coaches: Darrick Gibbs, Carolyn Kieger, Vernetta Skeete

1	Riquna Williams	G	5-6	SR	Pahokee, Fla. (Pahokee)
3	Stefanie Yderstrom	G	5-8	JR	Ostertalje, Sweden (Igelstaviken)
10	Michelle Woods	G	5-8	FR	Naples, Fla. (Community)
12	Krystal Saunders	G	5-8	SO	West Park, Fla. (South Broward)
15	Tyler Hobgood	F	6-1	FR	Oxford, N.C. (J.F. Webb)
23	Shanel Williams	G	5-8	JR	Chesapeake, Va. (Indian River)
24	Jessica Capers	F	6-2	JR	Gastonia, N.C. (Indian River CC)
32	Morgan Stroman	F	6-1	JR	Hopkins, S.C. (Lower Richland)
33	Suriya McGuire	G	5-11	FR	Minneapolis, Minn. (Roosevelt)
34	Sylvia Bullock	F	6-2	SR	Anchorage, Alaska (South Anchorage)
40	Shawnice Wilson	C	6-6	JR	Pittsburgh, Pa. (Pittsburgh)
42	Shenise Johnson	G	5-11	SR	Henrietta, N.Y. (Rush-Henrietta)
50	Maria Brown	F	6-1	SO	Monroe, La. (Ouchita Parish)
54	Selina Archer	C	6-4	SO	Clermont, Fla. (East Ridge)

2012-13 Record: 21-11 (15-3 H, 5-7 A, 1-1 N)

ACC: 11-7

Head Coach: Katie Meier

Assistant Coaches: Darrick Gibbs, Carolyn Kieger, Octavia Blue

1	Caprice Dennis	G	5-9	FR	Detroit, Mich. (Pershing)
3	Stefanie Yderstrom	G	5-8	SR	Ostertalje, Sweden (Igelstaviken)
10	Michelle Woods	G	5-8	SO	Naples, Fla. (Community)
12	Krystal Saunders	G	5-8	SO	West Park, Fla. (South Broward)
32	Morgan Stroman	F	6-1	SO	Hopkins, S.C. (Lower Richland)
33	Suriya McGuire	G	5-11	SO	Minneapolis, Minn. (Roosevelt)
40	Shawnice Wilson	C	6-6	SR	Pittsburgh, Pa. (Pittsburgh)
50	Maria Brown	F	6-1	JR	Monroe, La. (Ouchita Parish)

NCAA TOURNAMENT TEAMS

2014-15 Record: 20-13 (15-3 H, 2-9 A, 3-1 N)

ACC: 8-8

Head Coach: Katie Meier

Assistant Coaches: Darrick Gibbs, Octavia Blue, Zach Kancher

0	Keyanna Harris	F	6-0	FR	Riveria Beach, Fla. (William T. Dwyer)
3	Jessica Thomas	G	5-6	SO	Gainesville, Fla. (Buchholz)
5	Nigia Greene	G	5-10	RFR	Atlanta, Ga. (St. Francis)
10	Michelle Woods	G	5-8	RJR	Naples, Fla. (Community)
14	Aisha Edwards	G	5-8	FR	Boca Raton, Fla. (West Boca Raton)
15	Nicole Sterling	F	5-10	SR	Los Angeles, Calif. (Gulf Coast State College)
20	Keyona Hayes	F	6-1	JR	Marietta, Ga. (St. Francis)
21	Jassany Williams	F	6-2	RSR	Davie, Fla. (Auburn)
23	Adrienne Motley	G	5-9	SO	Newport News, Va. (Woodside)
25	Khaila Prather	F	6-1	FR	Upper Marlboro, Md. (Riverdale Baptist)
30	Erykah Davenport	F	6-2	FR	Decatur, Ga. (Tucker)
33	Suriya McGuire	G	5-11	SR	Minneapolis, Minn. (Roosevelt)

2015-16 Record: 24-9 (13-3 H, 8-3 A, 3-3 N)

ACC: 10-6

Head Coach: Katie Meier

Assistant Coaches: Octavia Blue, Tia Jackson, Fitzroy Anthony

0	Keyanna Harris	F	6-0	SO	Riveria Beach, Fla. (William T. Dwyer)
1	Laura Cornelius	G	5-8	FR	Groningen, Netherlands (Caland Lyceum)
3	Jessica Thomas	G	5-6	JR	Gainesville, Fla. (Buchholz)
4	Shaneese Bailey	G/F	5-9	JR	Callahan, Fla. (Florida Atlantic)
5	Nigia Greene	G	5-10	RSO	Atlanta, Ga. (St. Francis)
10	Michelle Woods	G	5-8	RSR	Naples, Fla. (Community)
15	Neydja Petithomme	G	5-8	SO	Boca Raton, Fla. (Auburn)
20	Keyona Hayes	F	6-1	RJR	Marietta, Ga. (St. Francis)
23	Adrienne Motley	G	5-9	JR	Newport News, Va. (Woodside)
25	Khaila Prather	F	6-1	SO	Upper Marlboro, Md. (Riverdale Baptist)
30	Erykah Davenport	F/C	6-2	SO	Decatur, Ga. (Tucker)
21	Emese Hof	F/C	6-3	FR	Utrecht, Netherlands (Caland Lyceum)
22	Zada Williams	F/C	6-2	FR	Babson Park, Fla. (Lake Wales)

WNIT TEAMS

1989-90 Record: 25-6 (13-1 H, 8-1 A, 4-4 N)

Head Coach: Ferne Labati

Assistant Coaches: Robin Harmony, Tim Rapant, Toni Smiley

3	Lisa Jones	F	5-9	SR	Miami, Fla. (Florida JC)
12	Elaine Harlow	G	5-5	SR	Cocoa Beach, Fla. (Cocoa Beach)
14	Christi Johnson	G	5-5	SO	Chattanooga, Tenn. (Southridge [Fla.])
22	Merren Armour	G	5-9	SO	Annnville, Pa. (Annnville)
23	Tanya Wood	F	5-9	JR	Jersey City, N.J. (St. Peter's College)
24	Frances Savage	F	5-9	JR	Ft. Lauderdale, Fla. (Piper)
32	Margaret Farley	G/F	5-10	FR	Belle Glade, Fla. (Glades Central Community)
33	Vicki Bowers	F	5-10	SO	Nevada, Ohio (Upper Sandusky)
35	Belinda Kunczt	C	6-4	FR	Peru, Ind. (Maconaquah)
41	Sherri Eyer	F	5-10	SO	Hershey, Penn. (Hershey)
42	Jeannie Hebert	G	5-8	SO	North Pole, Alaska (Monroe Catholic)
43	Nanci Clayton	C	6-0	SR	Los Angeles, Calif. (Locke)

1998-99 Record: 15-14 (10-4 H, 4-10 A, 1-0 N)

BIG EAST: 9-9

Head Coach: Ferne Labati

Assistant Coaches: Robin Harmony, Dan Olson, Toni Smiley

4	Rachel Oates	G	5-4	SO	Plantation, Fla. (Dade Christian)
5	Sheila James	G	5-3	FR	Rubonia, Fla. (Palmetto)
10	Bianca Rosales	G	5-9	SO	Miami, Fla. (Holy Cross)
13	Gina Graziani	G	5-8	JR	Pembroke Pines, Fla. (Cooper City)
20	Shannon Drury	G	5-8	JR	Virginia Beach, Va. (Frank W. Cox)
23	Kym Hope	F/C	6-2	SR	Hollywood, Fla. (McArthur)
24	Dona Nando	G	5-6	SO	Flushing, N.Y. (Cardozo)
30	Toni Williams	F/C	6-4	FR	LaBelle, Fla. (LaBelle)
31	Cassandra Wimes	G	5-10	SR	Miami, Fla. (Central)
33	Kathryn Fowler	F	6-0	FR	New York, N.Y. (Christ the King)
34	Beth Barnhart	G	5-9	SR	Hodgen, Okla. (Moss School)
41	Camilla Östh	F/C	6-2	SO	Sodertälje, Sweden (Sodertälje BBK)
42	Jennifer Jordan	C	6-0	SR	Miami, Fla. (Norland)
45	Martha Bodley	C	6-3	FR	St. Croix, U.S.V.I. (St. Croix Educational)
52	Christal White	F	5-11	FR	Pittsburgh, Pa. (Mt. Alvernia)

2001-02 Record: 19-12 (12-3 H, 5-8 A, 2-1 N)

BIG EAST: 10-6

Head Coach: Ferne Labati

Associate Head Coach: Robin Harmony

Assistant Coaches: Geneva Morgan, Nina Wagner

3	Melissa Knight	F	5-11	FR	Philadelphia, Pa. (William Penn Charter)
5	Sheila James	G	5-5	SR	Orlando, Fla. (Palmetto)
10	Yalonda McCormick	G	5-8	FR	Miami, Fla. (Monsignor Pace)
14	Yolanda Whigham	G	5-8	FR	Plant City, Fla. (Plant City)
15	Vera Arsova	F	6-1	FR	STIP, Macedonia (Slavko Stojmenski)
21	Amanda Papuga	G	5-10	JR	Oak Brook, Ill. (Lyons Township)
22	Fallon Phanord	G	5-9	FR	Miami, Fla. (Dr. Michael M. Krop)
23	Shaquana Wilkins	F	6-2	SO	Plymouth, Fla. (Winter Park)
25	Meghan Saake	G	5-10	JR	Wellington, Fla. (Wellington)
30	Hutashi Wilson	G	5-6	SO	Toronto, Canada (Michael Power)
33	Kathryn Fowler	F	6-0	SR	New York, N.Y. (Christ the King)
34	Alicia Hartlaub	F	6-2	JR	Schaefferstown, Pa. (Elco)
45	Martha Bodley	C	6-3	SR	St. Croix, U.S.V.I. (St. Croix Educational)
53	Chanivia Broussard	F	6-0	SO	Miami, Fla. (Northwestern)

WNIT TEAMS

2005-06 Record: 17-13 (13-5 H, 4-6 A, 0-2 N)

ACC: 6-8

Head Coach: Katie Meier

Assistant Coaches: Darrick Gibbs, Angie Hembree, Tombi Bell

00	Amy Audibert	F/C	6-3	JR	Niagara Falls, Ont., Canada (A.N. Myer)
1	Tatjana Marinic	G/F	6-1	SR	Mississauga, Ont., Canada (T.L. Kennedy)
2	Tamara James	G/F	5-9	SR	Dania, Fla. (South Broward)
3	Melissa Knight	F	5-11	SR	Philadelphia, Pa. (William Penn Charter)
4	Lamese James	G/F	6-0	SO	Hollywood, Fla. (South Broward)
5	Imani Dhahabu	F/C	6-1	JR	Vallejo, Calif. (Salesian)
20	Albrey Grimsley	G	5-9	SO	Fort Pierce, Fla. (Centennial)
21	Renee Taylor	G	5-2	JR	Harlem, N.Y. (Monroe CC)
23	LaToya Cunningham	G	5-6	FR	Vallejo, Calif. (La Jolla Country Day)
30	Selena Eskinazi-Budge	G	5-9	SO	Beachwood, Ohio (Beachwood)
32	Brittany Denson	C	6-3	FR	Winter Haven, Fla. (Winter Haven)
33	Marianne Curtis	G	5-8	SO	Miami, Fla. (Palmetto)
40	Katie Hayek	G	5-9	SR	Lancaster, Pa. (Lancaster Catholic)

2009-10 Record: 22-14 (13-6 H, 9-7 A, 0-1 N)

ACC: 4-10

Head Coach: Katie Meier

Assistant Coaches: Darrick Gibbs, Carolyn Kieger, Lonnelle Hall

1	Riquna Williams	G	5-6	SO	Pahokee, Fla. (Pahokee)
3	Stefanie Yderstrom	G	5-8	FR	Ostertalje, Sweden (Igelstaviken)
13	Hannah Shaw	C	6-4	FR	Nottingham, England (Beckett School)
14	Charmaine Clark	G/F	5-11	SR	Hinesville, Ga. (Bradwell Institute)
23	Shanel Williams	G	5-8	FR	Chesapeake, Va. (Indian River)
31	Lee Anna Osei	G	5-3	FR	Toronto, Ont., Canada (Commerce)
32	Morgan Stroman	F	6-1	FR	Hopkins, S.C. (Lower Richland)
33	Diane Barnes	F	6-2	SR	Lakeland, Fla. (Trinity Valley CC)
34	Sylvia Bullock	F	6-2	SO	Anchorage, Alaska (South Anchorage)
42	Shenise Johnson	G	5-11	SO	Henrietta, N.Y. (Rush-Henrietta)

2013-14 Record: 16-15 (10-9 H, 6-5 A, 0-1 N)

ACC: 8-8

Head Coach: Katie Meier

Assistant Coaches: Darrick Gibbs, Carolyn Kieger, Octavia Blue

1	Caprice Dennis	G	5-9	SO	Detroit, Mich. (Pershing)
3	Jessica Thomas	G	5-6	FR	Gainesville, Fla. (Buchholz)
5	Nigia Greene	G	5-10	FR	Atlanta, Ga. (St. Francis)
10	Michelle Woods	G	5-8	JR	Naples, Fla. (Community)
13	Tara Scwhitter	G	5-7	SR	Oradell, N.J. (Immaculate Heart Academy)
12	Krystal Saunders	G	5-8	SR	West Park, Fla. (South Broward)
15	Necole Sterling	F	5-10	JR	Los Angeles, Calif. (Gulf Coast State College)
20	Keyona Hayes	F	6-1	SO	Marietta, Ga. (St. Francis)
21	Jassany Williams	F	6-2	RJR	Davie, Fla. (Auburn)
33	Suriya McGuire	G	5-11	JR	Minneapolis, Minn. (Roosevelt)
23	Adrienne Motley	G	5-9	FR	Newport News, Va. (Woodside)
50	Maria Brown	F	6-1	SR	Monroe, La. (Ouachita Parish)

HURRICANE HONORS

National Player of the Year

Name	Organization	Year
Frances Savage	Sports Illustrated	1991-92

Conference Player of the Year

Name	Organization	Year
Frances Savage	BIG EAST	1991-92
Shenise Johnson	ACC	2010-11

All-Americans

Name	Organization	Team	Year
Maria Rivera	Kodak/WBCA	Hon. Mention	1987-88
Frances Savage	Kodak/WBCA	Hon. Mention	1990-91
Frances Savage	AP	Second	1990-91
Jeannie Hebert	WBYY	Hon. Mention	1991-92
Vicki Plowden	WBYY	Hon. Mention	1991-92
Frances Savage	Kodak/WBCA	First	1991-92
Vicki Plowden	Kodak/WBCA	Hon. Mention	1992-93
Octavia Blue	Kodak/WBCA	Hon. Mention	1997-98
Octavia Blue	WBNS	Third	1997-98
Tamara James	Kodak/WBCA	Hon. Mention	2002-03
Tamara James	AP	Hon. Mention	2002-03
Tamara James	Full Court Press	Hon. Mention	2003-04
Tamara James	Kodak/WBCA	Hon. Mention	2004-05
Tamara James	AP	Hon. Mention	2004-05
Tamara James	WBNS	Second	2005-06
Tamara James	Full Court Press	Third	2005-06
Tamara James	AP	Hon. Mention	2005-06
Tamara James	Kodak/WBCA	Hon. Mention	2005-06
Shenise Johnson	State Farm/WBCA	First	2010-11
Shenise Johnson	USBWA	First	2010-11
Shenise Johnson	Full Court Press	Second	2010-11
Shenise Johnson	AP	Third	2010-11
Riquna Williams	AP	Hon. Mention	2010-11
Shenise Johnson	WBCA	First	2011-12
Shenise Johnson	USBWA	First	2011-12
Shenise Johnson	NetScouts	First	2011-12
Shenise Johnson	CSM	First	2011-12
Shenise Johnson	AP	Second	2011-12
Riquna Williams	AP	Third	2011-12
Adrienne Motley	WBCA	Hon. Mention	2015-16

AP—Associated Press

CSM—College Sports Madness

S&S—Street & Smith's

WBYY—Women's Basketball Yearbook

WBCA—Women's Basketball Coaches Association

WBNS—Women's Basketball News Service

USBWA—United State Basketball Writer's Association

Preseason All-Americans

Name	Organization	Team	Year
Frances Savage	S&S	Hon. Mention	1989-90
Jeannie Hebert	S&S	Hon. Mention	1991-92
Frances Savage	WBYY	Hon. Mention	1991-92
Tamara James	S&S	Hon. Mention	2003-04
Shenise Johnson	AP	First	2011-12
Adrienne Motley	CSM	Fourth	2016-17

Freshman All-Americans

Name	Organization	Year
Maria Rivera	WBYY	1983-84
Joani Bowles	WBYY	1989-90
Jeannie Hebert	WBYY	1988-89
Ronnie McGary	WBYY	1990-91

All-ACC

Name	Team	Year
Tamara James	First	2004-05
Tamara James	First	2005-06
Renee Taylor	Hon. Mention	2005-06
Renee Taylor	Second	2006-07
Maurita Reid	Hon. Mention	2007-08
Shenise Johnson	Hon. Mention	2008-09
Shenise Johnson	First	2009-10
Riquna Williams	Second	2009-10
Shenise Johnson	First	2010-11
Riquna Williams	First	2010-11
Morgan Stroman	Third	2010-11
Shenise Johnson	First	2011-12
Riquna Williams	First	2011-12
Stefanie Yderstrom	Third	2011-12
Morgan Stroman	First (BRP, HC)	2012-13
Stefanie Yderstrom	First (HC)	2012-13
Adrienne Motley	First (BRP, HC)	2014-15
Adrienne Motley	First (BRP, HC)	2015-16

The Blue Ribbon Panel (BRP) and ACC Coaches (HC) began selecting separate teams in 2012-13

Preseason All-ACC

Name	Year
Tamara James	2004-05
Tamara James	2005-06
Shenise Johnson	2010-11
Shenise Johnson	2011-12
Riquna Williams	2011-12
Stefanie Yderstrom (BRP, HC)	2012-13
Adrienne Motley (BRP, HC)	2015-16
Adrienne Motley (BRP, HC)	2016-17

All-ACC Defensive Team

Name	Year
Maurita Reid	2007-08
Shenise Johnson	2009-10
Shenise Johnson	2010-11
Shenise Johnson	2011-12
Morgan Stroman	2012-13

All-Freshman Team

Name	Conference	Team	Year
Holly Rilinger	BIG EAST	Second	1992-93
Veronica Watson	BIG EAST	First	1992-93
Jill Henne	BIG EAST	Second	1993-94
Octavia Blue	BIG EAST	First	1994-95
Chanivia Broussard	BIG EAST	First	2000-01
Tamara James	BIG EAST	First	2002-03
Shenise Johnson	ACC	First	2008-09
Adrienne Motley	ACC	First (BRP, HC)	2013-14

HURRICANE HONORS

Past All-Conference

Name	Conference	Team	Year
Jill Poorman	FSAC	First	1979-80
Sylvia Wilson	FSAC	First	1979-80
Dottie Richardson	FSAC	First	1980-81
Sylvia Wilson	FSAC	First	1980-81
Joani Bowles	FSAC	Second	1983-84
Cordelia Fulmore	FSAC	First	1983-84
Vicki Plowden	NSWAC	First	1990-91
Jeannie Hebert	NSWAC	Second	1990-91
Jeannie Hebert	BIG EAST	Second	1991-92
Frances Savage	BIG EAST	First	1991-92
Vicki Plowden	BIG EAST	First	1991-92
Vicki Plowden	BIG EAST	First	1992-93
Holly Ringer	BIG EAST	Third	1992-93
Della Wilson	BIG EAST	Second	1992-93
Desma Thomas	BIG EAST	Third	1993-94
Octavia Blue	BIG EAST	Third	1995-96
Octavia Blue	BIG EAST	Third	1996-97
Desma Thomas	BIG EAST	Third	1996-97
Kym Hope	BIG EAST	First	1997-98
Kym Hope	BIG EAST	First	1998-99
Jennifer Jordan	BIG EAST	Third	1998-99
Octavia Blue	BIG EAST	First	1997-98
Chanivia Broussard	BIG EAST	Second	2001-02
Meghan Saake	BIG EAST	Hon. Mention	2001-02
Tamara James	BIG EAST	Second	2002-03
Chanivia Broussard	BIG EAST	Third	2003-04
Tamara James	BIG EAST	First	2003-04
Yalonda McCormick	BIG EAST	Hon. Mention	2003-04

FSAC—Florida State Athletic Conference (AIAW)

NSWAC—New South Women's Athletic Conference

Past Preseason All-Conference

Name	Conference	Team	Year
Frances Savage	BIG EAST	First	1991-92
Vicki Plowden	BIG EAST	First	1992-93
Desma Thomas	BIG EAST	Second	1994-95
Octavia Blue	BIG EAST	Second	1995-96
Octavia Blue	BIG EAST	Second	1996-97
Octavia Blue	BIG EAST	First	1997-98
Kym Hope	BIG EAST	First	1997-98
Chanivia Broussard	BIG EAST	First	2002-03
Tamara James	BIG EAST	First	2003-04

Atlantic Coast Conference Awards

Player of the Year

Name	Year
Shenise Johnson	2010-11

Preseason Player of the Year

Name	Year
Shenise Johnson	2011-12

BIG EAST Conference Awards

Player of the Year

Name	Year
Frances Savage	1991-92

Preseason Player of the Year

Name	Year
Vicki Plowden	1992-93

Defensive Player of the Year

Name	Year
Meghan Saake	2001-02

Freshman of the Year

Name	Year
Holly Rilingier	1992-93

Most Improved Player

Name	Year
Frances Savage	1991-92
Kym Hope	1997-98

ACC Academic Honors

All-ACC Academic Team

Name	Year
Tatjana Marincic	2004-05
Tatjana Marincic	2005-06
Amy Audibert	2006-07
Epiphany Woodson	2007-08
Morgan Stroman	2009-10
Stefanie Yderstrom	2010-11 Stefanie
Yderstrom	2011-12
Stefanie Yderstrom	2012-13
Adrienne Motley	2013-14
Jassany Williams	2014-15
Emese Hof	2015-16
Jessica Thomas	2015-16

ACC Honor Roll

Name	Year
Amy Audibert	2004-05
Marianne Curtis	2004-05
Selena Eskinazi	2004-05
Tatjana Marincic	2004-05
Marianne Curtis	2005-06

HURRICANE HONORS

Amy Audibert	2006-07
Marianne Curtis	2006-07
Briyana Blair	2007-08
LaToya Drake	2007-08
Damisha Moore	2007-08
Vitalia Vasciunaite	2007-08
Epiphany Woodson	2007-08
LaToya Cunningham	2008-09
LaToya Drake	2008-09
Sylvia Bullock	2010-11
Stefanie Yderstrom	2010-11
Stefanie Yderstrom	2011-12
Morgan Stroman	2012-13
Jassany Williams	2012-13
Stefanie Yderstrom	2012-13
Shawnice Wilson	2012-13
Krystal Saunders	2013-14
Jessica Thomas	2013-14
Jassany Williams	2013-14
Keyona Hayes	2014-15
Jassany Williams	2014-15
Laura Cornelius	2015-16
Erykah Davenport	2015-16
Emese Hof	2015-16
Khaila Prather	2015-16

Miscellaneous Leaders/Awards

ACC

Name	Award	Year
Tamara James	Scoring Champion	2004-05
Tamara James	Scoring Champion	2005-06
Renee Taylor	Scoring Champion	2006-07
Riquna Williams	Scoring Champion	2010-11

BIG EAST

Name	Award	Year
Frances Savage	Rebounding Champion	1991-92
Jeannie Hebert	Assists Champion	1991-92
Gina Graziani	Assists Champion	1996-97
Desma Thomas	3-Point Champion	1996-97
Gina Graziani	Assists Champion	1997-98
Kym Hope	Rebounding Champion	1997-98
Gina Graziani	Assists Champion	1999-00
Tamara James	Scoring Champion	2002-03

All-Tournament Teams

NCAA/WNIT All-Tournament Team

Vicki Plowden	1992 NCAA East Regional
Frances Savage	1990 WNIT
Shenise Johnson	2010 WNIT
Riquna Williams	2010 WNIT

ACC All-Tournament Team

Name	Team	Year
Tamara James	Second	2004-05
Shenise Johnson	First	2010-11
Riquna Williams	Second	2010-11
Shawnice Wilson	Second	2011-12
Jessica Thomas	Second	2015-16

BIG EAST All-Tournament Team

Name	Year
Jeannie Hebert	1991-92
Vicki Plowden	1991-92
Frances Savage (MVP)	1991-92
Carla Harris	1992-93
Vicki Plowden	1992-93
Holly Rilingier	1992-93
Desma Thomas	1996-97
Kym Hope	1997-98
Tamara James	2002-03

NSWAC All-Tournament Team

Jeannie Hebert (MVP)	1991 NSWAC Tournament
Vicki Plowden	1991 NSWAC Tournament

ACC Weekly Awards

ACC Player of the Week

Name	Date	Year
Tamara James	1/3	2004-05
Tamara James	2/7	2004-05
Tamara James	2/14	2004-05
Tamara James	12/5	2005-06
Renee Taylor	11/20	2006-07
Riquna Williams	11/16	2009-10
Riquna Williams	1/11	2009-10
Shenise Johnson	2/8	2009-10
Riquna Williams	12/13	2010-11
Riquna Williams	12/27	2010-11
Shenise Johnson	1/3	2010-11
Riquna Williams	1/17	2010-11
Riquna Williams	1/31	2010-11
Shenise Johnson	2/14	2010-11
Shenise Johnson	2/21	2010-11
Shenise Johnson	11/28	2011-12
Riquna Williams	12/12	2011-12
Morgan Stroman	2/11	2012-13
Shawnice Wilson	3/4	2012-13
Adrienne Motley	1/12	2014-15

Riquna Williams	7x
Shenise Johnson	5x
Tamara James	4x
Adrienne Motley	1x
Morgan Stroman	1x
Renee Taylor	1x
Shawnice Wilson	1x

HURRICANE HONORS

ACC Rookie of the Week

Name	Date	Year
Brittany Denson	1/9	2005-06
Shenise Johnson	12/1	2008-09
Shenise Johnson	1/5	2008-09
Shenise Johnson	2/23	2008-09
Morgan Stroman	1/11	2009-10
Keyona Hayes	2/11	2012-13
Adrienne Motley	2/3	2013-14

Shenise Johnson 3x
 Brittany Denson 3x
 Keyona Hayes 1x
 Adrienne Motley 1x
 Morgan Stroman 1x

BIG EAST Weekly Awards

BIG EAST Player of the Week

Name	Date	Year
Vicki Plowden	12/23	1991-92
Frances Savage	12/30	1991-92
Frances Savage	1/19	1991-92
Frances Savage	2/9	1991-92
Frances Savage	2/16	1991-92
Frances Savage	3/2	1991-92
Vicki Plowden	1/10	1992-93
Vicki Plowden	2/21	1992-93
Octavia Blue	12/27	1995-96
Jennifer Jordan	1/29	1995-96
Octavia Blue	12/7	1997-98
Octavia Blue	12/12	1997-98
Kym Hope	1/4	1997-98
Kym Hope	2/8	1997-98
Octavia Blue	2/12	1997-98
Jennifer Jordan	1/18	1998-99
Kym Hope	2/22	1998-99
Dalia Clarke	1/15	2000-01
Chanivia Broussard	12/10	2001-02
Meghan Saake	12/17	2001-02
Shaquana Wilkins	1/21	2001-02
Tamara James	11/23	2003-04
Tamara James	2/23	2003-04

Frances Savage 5x
 Octavia Blue 4x
 Kym Hope 3x
 Vicki Plowden 3x
 Tamara James 2x
 Jennifer Jordan 2x
 Chanivia Broussard 1x
 Dalia Clarke 1x
 Meghan Saake 1x
 Shaquana Wilkins 1x

BIG EAST Freshman of the Week

Name	Date	Year
Holly Rilingier	1/4	1992-93
Holly Rilingier	1/17	1992-93
Holly Rilingier	2/1	1992-93
Holly Rilingier	2/15	1992-93
Sheron Murray	12/13	1993-94
McChelle Murray	12/19	1994-95
Octavia Blue	1/23	1994-95
Amanda Papuga	11/22	1999-00
Alicia Hartlaub	1/17	1999-00
Chanivia Broussard	1/15	2000-01
Tamara James	11/25	2002-03
Tamara James	12/2	2002-03
Tamara James	12/23	2002-03
Tamara James	1/6	2002-03
Tamara James	1/13	2002-03

Tamara James 5x
 Holly Rilingier 4x
 Octavia Blue 1x
 Chanivia Broussard 1x
 Alicia Hartlaub 1x
 McChelle Murray 1x
 Sheron Murray 1x
 Amanda Papuga 1x

TEAM GAME RECORDS

Margin of Victory

Category	Points	Opponent	Date
Largest Margin of Victory	81	Prairie View A&M (UM 107-26)	1/17/11
Largest Margin of Defeat	69	at Texas (UT 112-43)	2/17/86
Largest Margin of Victory at Home	81	Prairie View A&M (UM 107-26)	1/17/11
Largest Margin of Defeat at Home	58	Maryland (Maryland 111-53)	1/10/07
Largest Margin of Victory on Road	63	at Broward Central (UM 101-38)	11/28/79
		at Miami-Dade NW (UM 98-35)	12/10/79
Largest Margin of Defeat on Road	69	at Texas (UT 112-43)	2/17/86

Points

Category	Points	Opponent	Date
Most Points	112	Stetson	1/12/91
Fewest Points	21	Miami-Dade North	1/9/73
Most Points Allowed	112	at Texas	2/17/86
Fewest Points Allowed	19	Miami-Dade New World	2/14/80
Most Points at Home	112	Stetson	1/12/91
Most Points on Road	111	at CSU Bakersfield	11/15/09
Most Points Neutral	98	vs. Stetson (Tallahassee, Fla.)	3/7/91
Most Points in a Loss	93	Duke (20T)	2/19/06
Most Points Combined	204	at CSU Bakersfield (UM, 111-93)	11/15/09

Field Goals

Category	FG	Opponent	Date
Most Field Goal Attempts	102	FIU	1/15/80
Fewest Field Goal Attempts	41	Rutgers	2/6/97
Most Field Goals Made	51	FIU	1/27/81
Fewest Field Goals Made	9	Rutgers	12/16/12
Highest Field Goal Percentage	.661 (39-59)	Bethune-Cookman	12/1/87
Lowest Field Goal Percentage	.191 (9-47)	Rutgers	12/16/12

Free Throws

Category	FT	Opponent	Date
Most Free Throw Attempts	56	Homestead AFB	1/14/76
Fewest Free Throw Attempts	2	Illinois-Chicago	12/16/89
Most Free Throws Made	35*	Pittsburgh	1/21/99
Fewest Free Throws Made	1	at West Virginia	1/8/02
Highest Free Throw Percentage	1.000 (12-12)*	Jacksonville	11/13/07
Lowest Free Throw Percentage	.143 (1-7)	at West Virginia	1/8/02

Rebounds

Category	Reb	Opponent	Date
Most Rebounds	72	Stetson	3/4/82
Fewest Rebounds	18	Stetson	2/13/89

Assists

Category	Ast	Opponent	Date
Most Assists	32*	North Carolina A&T	12/28/05
Fewest Assists	0	Illinois	12/14/85

Blocked Shots

Category	Blk	Opponent	Date
Most Blocked Shots	12	FIU	2/21/81
Fewest Blocked Shots	0*	Tennessee	11/15/11

Steals

Category	Stl	Opponent	Date
Most Steals	38	Broward Central	2/12/80
Fewest Steals	1*	Villanova	3/10/03

Turnovers

Category	TO	Opponent	Date
Most Turnovers	50	Florida	1/12/80
Fewest Turnovers	3	Boston College	2/1/92

Personal Fouls

Category	PF	Opponent	Date
Fewest Personal Fouls	5	Seton Hall	1/5/92

* - recorded more than once with most recent listed
vs. - neutral site NCAA Tournament game

TEAM NCAA TOURNAMENT GAME RECORDS

Margin of Victory

Category	Points	Opponent	Date
Largest Margin of Victory	29	vs. Idaho State (UM 70-41)	3/17/12
Largest Margin of Defeat	24	at Oklahoma State (OKST 93-69)	3/15/89

Points

Category	Points	Opponent	Date
Most Points	86	vs. Washington	3/20/15
	86	North Carolina	3/21/92
Fewest Points	49	vs. Clemson	3/14/98
Most Points Allowed	93	at Oklahoma State	3/15/89
Fewest Points Allowed	41	vs. Idaho State	3/17/12
Most Points in a Loss	85	vs. Maryland	3/21/04
	85	at New Mexico (OT)	3/22/03
Most Points Combined	176	at New Mexico (UNM 91-85, OT)	3/22/03

Field Goals

Category	FG	Opponent	Date
Most Field Goal Attempts	81	at New Mexico (OT)	3/22/03
Fewest Field Goal Attempts	43	North Carolina	3/21/92
Most Field Goals Made	34	at New Mexico (OT)	3/22/03
Fewest Field Goals Made	13	vs. Clemson	3/14/98
Highest Field Goal Percentage	.651 (28-43)	North Carolina	3/21/92
Lowest Field Goal Percentage	.260 (13-50)	vs. Clemson	3/14/98

Free Throws

Category	FT	Opponent	Date
Most Free Throw Attempts	40	vs. Washington	3/20/15
Fewest Free Throw Attempts	10	at Gonzaga	3/19/12
		at New Mexico (OT)	3/22/03
Most Free Throws Made	30	North Carolina	3/21/92
Fewest Free Throws Made	7	at Iowa	3/22/15
Highest Free Throw Percentage	.900 (9-10)	at Gonzaga	3/19/12
		at New Mexico (OT)	3/22/03
Lowest Free Throw Percentage	.538 (14-26)	at Iowa	3/24/13

3-Point Field Goals

Category	3FG	Opponent	Date
Most 3-Point Attempts	23	vs. Oklahoma	3/22/11
Fewest 3-Point Attempts	1	North Carolina	3/21/92
Most 3-Pointers Made	8	at New Mexico (OT)	3/22/03
		vs. Oklahoma	3/22/11
Fewest 3-Pointers Made	0	St. Peter's	3/17/93
		North Carolina	3/21/92
Highest 3-Point Percentage	.583 (7-12)	vs. Washington	3/20/15
Lowest 3-Point Percentage	.000 (0-2)	St. Peter's	3/17/93

Rebounds

Category	Reb	Opponent	Date
Most Rebounds	53	at Iowa	3/24/13
Fewest Rebounds	26	North Carolina	3/21/92
Most Offensive Rebounds	25	at Iowa	3/24/13
Fewest Offensive Rebounds	6	North Carolina	3/21/92
Most Defensive Rebounds	34	vs. Washington	3/20/15
Fewest Defensive Rebounds	18	at Western Kentucky	3/20/93
		St. Peter's	3/17/93

Assists

Category	Ast	Opponent	Date
Most Assists	24	at New Mexico (OT)	3/22/03
Fewest Assists	7	at Gonzaga	3/19/12

Blocked Shots

Category	Blk	Opponent	Date
Most Blocked Shots	8	vs. Gardner-Webb	3/20/11
Fewest Blocked Shots	0	at Western Kentucky	3/20/93

Steals

Category	Stl	Opponent	Date
Most Steals	14	vs. South Dakota State	3/19/16
Fewest Steals	4	vs. Washington	3/20/15

TEAM NCAA TOURNAMENT GAME RECORDS

Turnovers

Category	TO	Opponent	Date
Most Turnovers	27	at Oklahoma State	3/15/89
Fewest Turnovers	4	vs. Washington	3/20/15

Personal Fouls

Category	PF	Opponent	Date
Most Personal Fouls	24	at Iowa	3/22/15
Fewest Personal Fouls	12	at New Mexico (OT) vs. Gardner-Webb	3/22/03 3/20/11

TEAM SEASON RECORDS & ALL-TIME STREAKS

Points

Category	G	Pts	PPG	Year
Most Points	36	2,693	74.8	2009-10
Fewest Points	8	283	35.4	1972-73
Highest Scoring Average	33	2,636	79.9	2010-11
Lowest Scoring Average#	30	1,810	60.3	2007-08

Field Goals

Category	G	FG	Year
Most Field Goal Attempts	38	2,638	1980-81
Fewest Field Goal Attempts#	29	1,164	1989-90
Most Field Goals Made	38	1,096	1980-81
Fewest Field Goals Made#	27	631	1993-94
Highest Field Goal Percentage	28	.485 (859-1,172)	1984-85
Lowest Field Goal Percentage#	27	.354 (631-1,780)	1993-94

Free Throws

Category	G	FT	Year
Most Free Throw Attempts	39	774	1980-81
Fewest Free Throw Attempts#	30	411	2007-08
Most Free Throws Made	36	521	2009-10
Fewest Free Throws Made#	30	250	2007-08
Highest Free Throw Percentage	30	.750 (437-583)	2005-06
Lowest Free Throw Percentage#	27	.531 (282-531)	1982-83

Rebounds

Category	G	Reb	RPG	Year
Most Rebounds	39	1,733	44.4	1980-81
Fewest Rebounds#	27	883	32.7	1985-86
Highest Rebounding Average	29	1,376	47.4	1980-81
Lowest Rebounding Average#	30	921	30.7	1986-87

Assists

Category	G	Asst	Year
Most Assists	32	559	1991-92
Fewest Assists#	27	255	1994-95

Blocked Shots

Category	G	BS	Year
Most Blocked Shots	34	156	1979-80
Fewest Blocked Shots#	30	16	1986-87

Steals

Category	G	Stl	Year
Most Steals	34	582	1979-80
Fewest Steals#	29	242	1996-97

Turnovers

Category	G	TO	Year
Most Turnovers	38	931	1980-81
Fewest Turnovers#	30	395	1991-92

Personal Fouls

Category	G	PF/FO	Year
Most Personal Fouls	39	768	1980-81
Fewest Personal Fouls#	30	405	1991-92
Fewest Disqualifications#	32	2	2012-13

* Recorded more than once with most recent listed
Designates a statistic first recorded in 1979

Miscellaneous Team Records

Wins and Losses

Category	W/L	Record	Year
Most Wins	30	30-2	1991-92
Fewest Wins	2	2-6	1972-73
Most Losses	21	9-21	2007-08
Fewest Losses	2	30-2	1991-92

Winning Percentage

Category	W-L	Pct.	Year
Best Winning Percentage	30-2	.938	1991-92
Worst Winning Percentage	2-6	.250	1972-73

Games Played

Category	G	Record	Year
Most Games Played	39	24-15	1980-81
Fewest Games Played	8	2-6	1972-73

Winning and Losing Streaks

Category	G	Dates
Winning Streak	30	12/1/91-3/21/92
Winning Streak Regular Season	30	12/1/91-3/21/92
Winning Streak Home	41	2/28/10-11/18/12
Winning Streak Home Regular Season	37	2/28/10-11/18/12
Winning Streak Road	13	12/8/91-3/9/92
Winning Streak Road Regular Season	13	12/9/91-3/9/92
Losing Streak	8	1/10/86-2/10/86
Losing Streak Regular Season	8	1/10/86-2/10/86

INDIVIDUAL CAREER RECORDS

SCORING

CAREER SCORING

<i>Name (years)</i>	<i>G</i>	<i>Pts</i>	<i>Avg</i>
1. Tamara James (2002-06)	118	2,406	20.4
2. Maria Rivera (1984-88)	112	2,358	21.1
3. Shenise Johnson (2008-12)	131	2,262	17.3
4. Frances Savage (1988-92)	94	2,184	23.2
5. Riquana Williams (2008-12)	125	2,148	17.2
6. Jeannie Hebert (1988-92)	119	1,766	14.8
7. Octavia Blue (1994-98)	109	1,724	15.8
8. Sylvia Wilson (1979-82)	99	1,713	17.3
9. Chanivia Broussard (2000-04)	114	1,482	13.0
10. Kym Hope (1995-99)	113	1,462	12.9

CAREER SCORING AVERAGE

<i>Name (years)</i>	<i>G</i>	<i>Pts</i>	<i>Avg</i>
1. Frances Savage (1988-92)	94	2,184	23.2
2. Maria Rivera (1984-88)	112	2,358	21.1
3. Tamara James (2002-06)	118	2,406	20.4
4. Cordelia Fulmore (1983-85)	59	1,142	19.4
5. Wendy Foote (1974-78)	62	1,174	18.9
6. Sylvia Wilson (1979-82)	99	1,713	17.3
7. Shenise Johnson (2008-12)	131	2,262	17.3
8. Riquana Williams (2008-12)	125	2,148	17.2
9. Renee Taylor (2005-07)	60	1,025	17.1
10. Octavia Blue (1994-98)	109	1,724	15.8

FIELD GOALS

CAREER FIELD GOALS MADE

<i>Name (years)</i>	<i>G</i>	<i>FG</i>
1. Maria Rivera (1984-88)	112	891
2. Tamara James (2002-06)	118	868
3. Frances Savage (1988-92)	94	830
3. Shenise Johnson (2008-12)	131	830
5. Riquana Williams (2008-12)	125	760
6. Sylvia Wilson (1979-82)	99	721
7. Octavia Blue (1994-98)	109	671
8. Jeannie Hebert (1988-92)	119	652
9. Chanivia Broussard (2000-04)	114	621
10. Vicki Plowden (1990-93)	91	579

CAREER FIELD GOAL ATTEMPTS

<i>Name (years)</i>	<i>G</i>	<i>FGA</i>
1. Riquana Williams (2008-12)	125	1,969
2. Maria Rivera (1984-88)	112	1,931
3. Shenise Johnson (2008-12)	99	1,803
4. Tamara James (2002-06)	118	1,754
5. Frances Savage (1988-92)	94	1,593
6. Octavia Blue (1994-98)	109	1,524
7. Sylvia Wilson (1979-82)	99	1,509
8. Jeannie Hebert (1988-92)	119	1,492
9. Chanivia Broussard (2000-04)	114	1,398
10. Robin Harmony (1980-84)	125	1,378

CAREER FIELD GOAL PERCENTAGE (500 FGA minimum)

<i>Name (years)</i>	<i>G</i>	<i>FGM</i>	<i>FGA</i>	<i>Pct</i>
1. Cordelia Fulmore (1983-85)	59	486	895	.543
2. Kym Hope (1995-99)	113	362	691	.526
3. Frances Savage (1988-92)	94	830	1,590	.521
4. Shaquana Wilkins (2000-04)	116	384	743	.517
5. Joani Bowles (1983-85)	48	274	539	.508
6. Jennifer Jordan (1994-99)	109	365	722	.506
7. Vicki Plowden (1990-93)	91	579	1,155	.501
8. Hope Butler (1984-88)	101	481	961	.500
9. Tamara James (2002-06)	118	868	1,754	.495
10. Jill Poorman (1979-82)	67	308	630	.491

3-POINT FIELD GOALS

CAREER 3-POINT FIELD GOALS MADE

<i>Name (years)</i>	<i>G</i>	<i>3PM</i>
1. Riquana Williams (2008-12)	125	272
2. Stefanie Yderstrom (2009-13)	127	228
3. Desma Thomas (1992-97)	111	152
4. Tamara James (2002-06)	118	150
5. Shenise Johnson (2008-12)	99	148
6. Maurita Reid (2006-08)	60	142
7. LaToya Cunningham (2005-09)	119	140
8. Shelia James (1998-02)	100	134
9. Krystal Saunders (2013-14)	119	132
10. Renee Taylor (2005-07)	60	118

CAREER 3-POINT FG ATTEMPTS

<i>Name (years)</i>	<i>G</i>	<i>3PA</i>
1. Riquana Williams (2008-12)	125	839
2. Stefanie Yderstrom (2009-13)	127	690
3. Krystal Saunders (2010-2014)	119	490
4. LaToya Cunningham (2005-09)	119	473
5. Desma Thomas (1992-97)	111	463
6. Shenise Johnson (2008-12)	131	429
7. Shelia James (1998-02)	100	427
8. Tamara James (2002-06)	118	417
9. Maurita Reid (2006-08)	60	389
10. Renee Taylor (2005-07)	60	377

CAREER 3-POINT FG PERCENTAGE (100 3PA minimum)

<i>Name (years)</i>	<i>G</i>	<i>3PM</i>	<i>3PA</i>	<i>Pct</i>
1. Elaine Harlow (1987-90)	115	92	243	.379
2. Frances Savage (1988-92)	94	43	114	.377
3. Maria Rivera (1984-88)	112	66	177	.373
4. Holly Rilingier (1992-93)	28	52	140	.371
5. Maurita Reid (2006-08)	60	142	389	.365
6. Tamara James (2002-06)	118	150	471	.360
7. Melissa Knight (2001-06)	107	103	291	.354
8. Shenise Johnson (2008-12)	131	148	429	.345
9. Stefanie Yderstrom (2009-13)	127	228	690	.330
10. Desma Thomas (1992-97)	111	152	463	.328

FREE THROWS

CAREER FREE THROWS MADE

<i>Name (years)</i>	<i>G</i>	<i>FTM</i>
1. Tamara James (2002-06)	118	520
2. Maria Rivera (1984-88)	112	508
3. Frances Savage (1988-92)	94	481
4. Shenise Johnson (2008-12)	131	454
5. Jeannie Hebert (1988-92)	119	437
6. Morgan Stroman (2009-13)	120	403
7. Kym Hope (1995-99)	113	369
8. Octavia Blue (1994-98)	109	358
9. Riquana Williams (2008-12)	125	356
10. Desma Thomas (1992-97)	111	330

CAREER FREE THROW ATTEMPTS

<i>Name (years)</i>	<i>G</i>	<i>FTA</i>
1. Tamara James (2002-06)	118	664
2. Maria Rivera (1984-88)	112	651
3. Frances Savage (1988-92)	94	603
4. Morgan Stroman (2009-13)	120	585
5. Jeannie Hebert (1988-92)	119	583
6. Shenise Johnson (2008-12)	131	550
7. Octavia Blue (1994-98)	109	549
8. Kym Hope (1995-99)	113	498

INDIVIDUAL CAREER RECORDS

9. Desma Thomas (1992-97)	111	475
10. Jennifer Jordan (1994-99)	109	465

CAREER FREE THROW PERCENTAGE (150 FTA minimum)

<i>Name (years)</i>	<i>G</i>	<i>FTM</i>	<i>FTA</i>	<i>Pct</i>
1. Stefanie Yderstrom (2009-13)	127	181	211	.860
2. Renee Taylor (2005-07)	60	241	287	.840
3. Shenise Johnson (2008-12)	131	454	550	.825
4. Frances Savage (1988-92)	94	481	603	.798
5. Tamara James (2002-06)	118	520	664	.783
6. Maria Rivera (1984-88)	112	508	651	.780
7. Shawnice Wilson (2011-13)	64	125	162	.772
8. Riquana Williams (2008-12)	125	356	463	.769
9. Elaine Harlow (1986-90)	115	213	280	.761
10. Jeannie Hebert (1988-92)	119	437	583	.750

ASSISTS

CAREER ASSISTS

<i>Name (years)</i>	<i>G</i>	<i>Ast</i>	<i>Avg</i>
1. Gina Graziani (1996-00)	111	743	6.7
2. Jeannie Hebert (1988-92)	119	694	5.8
3. Loretta Harvey (1981-84)	122	588	4.8
4. Shenise Johnson (2008-12)	131	556	4.2
5. Yalonda McCormick (2001-05)	105	539	5.1
6. Maria Rivera (1984-88)	112	487	4.3
7. Robin Harmony (1980-84)	125	445	3.6
8. Elaine Harlow (1986-90)	115	432	3.8
9. Meghan Saake (1999-03)	118	403	3.4
10. Della Wilson (1990-93)	86	351	4.1

REBOUNDS

CAREER REBOUNDS

<i>Name (years)</i>	<i>G</i>	<i>Reb</i>	<i>Avg</i>
1. Sylvia Wilson (1979-82)	99	1,115	11.3
2. Shenise Johnson (2008-12)	131	1,020	7.8
3. Frances Savage (1988-92)	94	919	9.8
4. Kym Hope (1995-99)	113	888	7.9
5. Morgan Stroman (2009-13)	120	886	7.4
6. Vicki Plowden (1990-93)	91	857	9.4
7. Tamara James (2002-06)	118	805	6.8
8. Robin Harmony (1980-84)	125	760	6.1
9. Hope Butler (1984-88)	101	694	6.9
10. Shaquana Wilkins (2000-04)	116	675	5.8

CAREER REBOUNDING AVERAGE

<i>Name (years)</i>	<i>G</i>	<i>Reb</i>	<i>Avg</i>
1. Sylvia Wilson (1979-82)	99	1,115	11.3
2. Cordelia Fulmore (1983-85)	59	690	10.3
3. Frances Savage (1988-92)	94	919	9.8
4. Vicki Plowden (1990-93)	91	857	9.4
5. Donna Mapp (1981-83)	54	489	9.1
6. Kym Hope (1995-99)	113	888	7.9
7. Shenise Johnson (2008-12)	131	1,020	7.8
8. Joani Bowles (1983-85)	48	356	7.4
8. Morgan Stroman (2009-13)	120	886	7.4
10. Shawnice Wilson (2011-13)	64	459	7.2

STEALS

CAREER STEALS

<i>Name (years)</i>	<i>G</i>	<i>Stl</i>	<i>Avg</i>
1. Shenise Johnson (2008-12)	131	401	3.1
2. Maria Rivera (1984-88)	112	382	3.4
3. Meghan Saake (1999-02)	118	358	3.0
4. Loretta Harvey (1981-84)	122	357	2.9
5. Robin Harmony (1980-84)	125	314	2.5
6. Yalonda McCormick (2001-05)	105	280	2.7
7. Tamara James (2002-06)	118	279	2.4
8. Morgan Stroman (2009-13)	120	272	2.3
9. Jeannie Hebert (1988-92)	119	237	2.0
10. Ronnie McGarry (1990-94)	117	224	1.9

BLOCKED SHOTS

CAREER BLOCKED SHOTS

<i>Name (years)</i>	<i>G</i>	<i>Blk</i>	<i>Avg</i>
1. Sylvia Wilson (1979-82)	99	198	2.0
2. Kym Hope (1995-99)	113	164	1.5
3. Jassany Williams (2013-15)	64	133	2.1
4. Chanivia Broussard (2000-04)	114	132	1.2
5. Sylvia Bullock (2008-12)	129	120	0.9
6. Vicki Plowden (1990-93)	91	108	1.2
7. Morgan Stroman (2009-13)	120	100	0.8
8. Shaquana Wilkins (2000-04)	116	95	0.8
8. Meghan Saake (1999-03)	118	95	0.8
10. Shenise Johnson (2008-12)	131	90	0.7

PARTICIPATION

CAREER GAMES PLAYED

<i>Name (years)</i>	<i>G</i>
1. Shenise Johnson (2008-12)	131
2. Sylvia Bullock (2008-12)	129
3. Maria Brown (2010-14)	128
3. Michelle Woods (2011-13, 14-16)	128
5. Suriya McGuire (2011-15)	127
5. Stefanie Yderstrom (2009-13)	127
7. Robin Harmony (1980-84)	125
7. Riquana Williams (2008-12)	125
9. Charmaine Clark (2006-10)	124
10. Loretta Harvey (1980-84)	122

CAREER GAMES STARTED

<i>Name (years)</i>	<i>G</i>	<i>GS</i>
1. Shenise Johnson (2008-12)	131	131
2. Loretta Harvey (1980-84)	122	120
3. Jeannie Hebert (1988-92)	119	119
4. Meghan Saake (1999-03)	118	118
4. Robin Harmony (1980-84)	125	118
6. Tamara James (2002-06)	118	117
7. Stefanie Yderstrom (2009-13)	127	114
8. Maria Rivera (1984-88)	112	112
8. Ronnie McGarry (1990-94)	117	112
10. Octavia Blue (1994-98)	109	107
10. Gina Graziani (1996-00)	111	107

INDIVIDUAL SEASON RECORDS

SCORING

SINGLE-SEASON SCORING

Name (Season)	G	Pts	Avg
1. Frances Savage (1991-92)	32	742	23.2
2. Frances Savage (1989-90)	31	733	23.6
3. Riquana Williams (2010-11)	33	717	21.7
4. Riquana Williams (2009-10)	36	707	19.6
5. Shenise Johnson (2009-10)	36	685	19.0
6. Sylvia Wilson (1980-81)	38	670	17.6
7. Tamara James (2002-03)	31	650	21.0
8. Frances Savage (1988-89)	29	649	22.4
9. Tamara James (2004-05)	29	647	22.3
10. Shenise Johnson (2009-10)	33	648	19.6

SINGLE-SEASON SCORING AVERAGE

Name (Season)	G	Pts	Avg
1. Wendy Foote (1977-78)	16	403	25.2
2. Frances Savage (1989-90)	31	733	23.6
3. Maria Rivera (1987-88)	27	628	23.3
4. Frances Savage (1991-92)	32	742	23.2
5. Frances Savage (1988-89)	29	649	22.4
6. Tamara James (2004-05)	29	647	22.3
7. Riquana Williams (2010-11)	33	717	21.7
8. Tamara James (2005-06)	30	645	21.5
9. Maria Rivera (1985-86)	27	579	21.4
10. Tamara James (2002-03)	31	650	21.0
11. Maria Rivera (1986-87)	30	627	20.9

FIELD GOALS

SINGLE-SEASON FIELD GOALS MADE

Name (Season)	G	FGM
1. Frances Savage (1989-90)	31	284
2. Frances Savage (1991-92)	32	271
3. Sylvia Wilson (1980-81)	38	268
4. Cordelia Fulmore (1983-84)	31	258
5. Frances Savage (1988-89)	29	256
6. Riquana Williams (2009-10)	36	253
7. Maria Rivera (1986-87)	30	251
8. Shenise Johnson (2009-10)	36	251
9. Riquana Williams (2010-11)	33	251
10. Tamara James (2004-05)	29	242

SINGLE-SEASON FIELD GOAL ATTEMPTS

Name (Season)	G	FGA
1. Riquana Williams (2010-11)	33	632
2. Riquana Williams (2009-10)	36	628
3. Sylvia Wilson (1980-81)	38	568
4. Frances Savage (1991-92)	32	557
5. Maria Rivera (1986-87)	30	545
6. Maria Rivera (1985-86)	27	533
7. Frances Savage (1989-90)	31	526
8. Shenise Johnson (2009-10)	36	506
9. Tamara James (2004-05)	29	504
10. Sylvia Wilson (1981-82)	28	503

SINGLE-SEASON FIELD GOAL PERCENTAGE (200 FGA minimum)

Name (Season)	G	FGM	FGA	Pct
1. Frances Savage (1988-89)	29	256	467	.5482
2. Cordelia Fulmore (1984-85)	28	228	416	.5481
3. Diane Barnes (2009-10)	35	126	231	.545
4. Emese Horvath (2015-16)	33	117	216	.542
5. Frances Savage (1989-90)	31	284	526	.5399
6. Kym Hope (1996-97)	29	143	265	.5396
7. Vicki Plowden (1990-91)	28	194	360	.5389
8. Cordelia Fulmore (1983-84)	31	258	479	.5386

9. Keyona Hates (2015-16)	33	130	243	.5349
10. Kym Hope (1997-98)	29	191	358	.5335

3-POINT FIELD GOALS

SINGLE-SEASON 3-POINT FG MADE

Name (Season)	G	3PM
1. Riquana Williams (2009-10)	36	106
2. Desma Thomas (1996-97)	29	81
3. Maurita Reid (2007-08)	30	76
4. Riquana Williams (2010-11)	33	75
5. Krystal Saunders (2010-14)	31	70
6. Renee Taylor (2006-07)	30	69
7. Stefanie Yderstrom (2011-12)	32	68
8. Riquana Williams (2011-12)	30	67
9. Maurita Reid (2006-07)	30	66
10. Maria Rivera (1987-88)	27	66

SINGLE-SEASON 3-POINT FG ATTEMPTS

Name (Season)	G	3PA
1. Riquana Williams (2009-10)	36	294
2. Riquana Williams (2010-11)	33	252
3. Renee Taylor (2006-07)	30	227
4. Maurita Reid (2007-08)	30	219
5. Krystal Saunders (2013-14)	31	218
6. Desma Thomas (1996-97)	29	216
7. Stefanie Yderstrom (2011-12)	32	195
8. Riquana Williams (2011-12)	30	182
9. Jessica Thomas (2015-16)	33	181
10. Maria Rivera (1987-88)	27	177

SINGLE-SEASON 3-POINT FG PCT. (50 3PA minimum)

Name (Season)	G	3PM	3PA	Pct
1. Octavia Blue (1997-98)	29	24	53	.453
2. Elaine Harlow (1988-89)	29	40	94	.426
3. Lala Cornelius (2015-16)	33	47	111	.423
4. Melissa Knight (2005-06)	30	53	132	.402
5. Shenise Johnson (2009-10)	36	50	127	.394
6. Maurita Reid (2006-07)	30	66	170	.388
7. Tamara James (2005-06)	30	53	137	.387
8. Tamara James (2003-04)	28	39	103	.379
9. Desma Thomas (1996-97)	29	87	216	.375
10. Maria Rivera (1987-88)	27	66	177	.373

FREE THROWS

SINGLE-SEASON FREE THROWS MADE

Name (Season)	G	FTM
1. Frances Savage (1991-92)	32	181
2. Tamara James (2005-06)	30	156
3. Tamara James (2002-03)	31	155
4. Frances Savage (1989-90)	31	147
5. Maria Rivera (1987-88)	27	144
6. Sylvia Wilson (1986-87)	38	134
7. Shenise Johnson (2009-10)	36	133
8. Kym Hope (1998-99)	29	132
8. Shenise Johnson (2010-11)	33	132
10. Frances Savage (1988-89)	29	131

SINGLE-SEASON FREE THROW ATTEMPTS

Name (Season)	G	FTA
1. Frances Savage (1991-92)	32	222
1. Sylvia Wilson (1980-81)	38	222
3. Tamara James (2002-03)	31	204
4. Tamara James (2005-06)	30	188
5. Frances Savage (1989-90)	31	18
6. Morgan Stroman (2012-13)	32	183

INDIVIDUAL SEASON RECORDS

7. Maria Rivera (1987-88)	27	174
8. Morgan Stroman (2010-11)	31	173
9. Shenise Johnson (2009-10)	36	172
10. Octavia Blue (1997-98)	29	169

SINGLE-SEASON FREE THROW PCT. (70 FTA minimum)

<i>Name (season)</i>	<i>G</i>	<i>FTM</i>	<i>FTA</i>	<i>Pct</i>
1. Stefanie Yderstrom (2012-13)	32	68	77	.883
2. Shenise Johnson (2011-12)	32	107	122	.877
3. Holly Rilinger (1992-93)	28	90	105	.857
4. Shenise Johnson (2010-11)	33	132	156	.846
5. Renee Taylor (2006-07)	30	129	153	.843
6. Renee Taylor (2005-06)	30	112	156	.836
7. Jeannie Hebert (1991-92)	32	116	139	.835
8. Tamara James (2005-06)	30	156	188	.830
9. Maria Rivera (1987-88)	27	144	174	.828
10. Shenise Johnson (2008-09)	30	82	100	.820

ASSISTS

SINGLE-SEASON ASSISTS

<i>Name (season)</i>	<i>G</i>	<i>Ast</i>	<i>Avg</i>
1. Jeannie Hebert (1991-92)	32	221	6.9
2. Gina Graziani (1997-98)	29	210	7.2
3. Gina Graziani (1996-97)	29	198	6.8
4. Jeannie Hebert (1996-97)	28	189	6.8
5. Yalonda McCormick (2002-03)	31	185	6.0
6. Gina Graziani (1999-00)	29	182	6.3
7. Loretta Harvey (1981-82)	29	168	5.8
8. Yalonda McCormick (2004-05)	28	167	6.0
9. Shenise Johnson (2009-10)	36	166	4.6
10. Yalonda McCormick (2003-04)	29	157	5.4

REBOUNDS

SINGLE-SEASON REBOUNDS

<i>Name (season)</i>	<i>G</i>	<i>Reb</i>	<i>Avg</i>
1. Sylvia Wilson (1980-81)	38	449	11.8
2. Cordelia Fulmore (1983-84)	31	359	11.6
3. Sylvia Wilson (1979-80)	33	344	10.4
4. Frances Savage (1991-92)	32	339	10.6
5. Sylvia Wilson (1981-82)	28	322	11.5
6. Vicki Plowden (1992-93)	31	311	10.0
7. Donna Mapp (1982-83)	27	310	11.5
8. Kym Hope (1997-98)	29	306	10.6
9. Frances Savage (1989-90)	31	293	9.5
10. Vicki Plowden (1990-91)	28	281	10.0
10. Morgan Stroman (2012-13)	32	281	8.8

SINGLE-SEASON REBOUNDING AVERAGE

<i>Name (season)</i>	<i>G</i>	<i>Reb</i>	<i>Avg</i>
1. Sylvia Wilson (1980-81)	38	449	11.8
2. Cordelia Fulmore (1983-84)	31	359	11.6
3. Sylvia Wilson (1981-82)	28	322	11.5
4. Donna Mapp (1982-83)	27	310	11.48
5. Frances Savage (1991-92)	32	339	10.59
6. Kym Hope (1997-98)	29	306	10.55
7. Sylvia Wilson (1979-80)	33	344	10.4
8. Vicki Plowden (1992-93)	31	311	10.0
8. Vicki Plowden (1990-91)	28	281	10.0
10. Tanya Young (1993-94)	26	257	9.9

STEALS

SINGLE-SEASON STEALS

<i>Name (season)</i>	<i>G</i>	<i>Stl</i>	<i>Avg</i>
1. Meghan Saake (2001-02)	31	121	3.9
2. Meghan Saake (2002-03)	31	114	3.7
3. Shenise Johnson (2009-10)	36	111	3.1
4. Maurita Reid (2007-08)	30	110	3.7
5. Morgan Stroman (2010-11)	33	109	3.3
6. Shenise Johnson (2011-12)	32	108	3.4
7. Maria Rivera (1986-87)	30	106	3.5
8. Loretta Harvey (1980-81)	37	105	2.8
8. Dottie Richardson (1980-81)	38	105	2.8
10. Shenise Johnson (2010-11)	33	104	3.2

BLOCKED SHOTS

SINGLE-SEASON BLOCKED SHOTS

<i>Name (season)</i>	<i>G</i>	<i>Blk</i>	<i>Avg</i>
1. Sylvia Wilson (1979-80)	33	80	2.4
2. Jassany Williams (2014-15)	33	76	2.3
3. Kym Hope (1998-99)	29	62	2.1
4. Sylvia Wilson (1980-81)	28	61	2.2
5. Sylvia Wilson (1981-82)	28	57	2.0
5. Jassany Williams (2013-14)	31	57	1.8
7. Kym Hope (1996-97)	29	53	1.8
8. Joani Bowles (1983-84)	31	45	1.5
9. Sylvia Bullock (2011-12)	32	44	1.4
10. Emese Hof (2015-16)	33	42	1.3

INDIVIDUAL GAME RECORDS

SCORING

SINGLE-GAME SCORING

Name	Opponent (date)	Pts
1. Renee Taylor	at Houston (12/19/06)	42
2. Frances Savage	vs. Providence (3/8/92)	41
2. Maria Rivera	vs. UCF (2/25/88)	41
4. Octavia Blue	vs. Florida Atlantic (11/25/97)	40
4. Frances Savage	vs. FIU (2/24/89)	40
4. Maria Rivera	vs. Illinois (12/30/87)	40
4. Wendy Foote	vs. Miami-Dade NW (1978)	40
8. Tamara James	vs. Fairfield (12/28/04)	39
9. Maria Rivera	vs. Monmouth (11/28/86)	38
10. Tamara James	vs. Georgia Tech (2/26/06)	37
10. Tamara James	vs. Eastern Kentucky (11/23/03)	37
10. Frances Savage	vs. Stetson (1/13/90)	37
10. Joani Bowles	vs. Temple (1/13/84)	37

FIELD GOALS

SINGLE-GAME FIELD GOALS MADE

Name	Opponent (date)	FGM
1. Tamara James	vs. Fairfield (12/28/04)	17
1. Joani Bowles	vs. Temple (1/13/84)	17
1. Wendy Foote	vs. Miami-Dade NW (1978)	17
4. Octavia Blue	vs. Florida Atlantic (11/25/97)	16
4. Frances Savage	vs. Villanova (3/1/92)	16
6. Tamara James	vs. Quinnipiac (11/29/02)	15
6. Chaniviv Broussard	vs. Richmond (12/21/03)	15
6. Maria Rivera	vs. UCF (2/25/88)	15
6. Sylvia Wilson	vs. FIU (1/26/82)	15
10. 13 different times a player has recorded		14

SINGLE-GAME FIELD GOAL ATTEMPTS

Name	Opponent (date)	FGA
1. Maria Rivera	vs. LSU (1/10/86)	34
2. Joani Bowles	vs. Temple (1/13/84)	31
2. Riquana Williams	vs. North Carolina (2/13/11)	31
4. Tamara James	vs. Virginia Tech (2/6/05)	29
4. Frances Savage	vs. Rutgers (1/28/89)	29
4. Maria Rivera	vs. North Carolina (12/29/86)	29
4. Riquana Williams	vs. Boston College (1/16/11)	29
8. Octavia Blue	vs. Georgetown (2/14/96)	28
8. Riquana Williams	vs. Tennessee (11/15/11)	28
10. Eight different times a player has recorded		27

SINGLE-GAME FG PERCENTAGE (10 FGA minimum)

Name	FG	FGA	Pct	Opponent (date)
1. Jill Poorman	11	12	.917	vs. Flagler (2/16/80)
2. Jennifer Jordan	10	11	.909	vs. Syracuse (1/20/96)
2. Maria Rivera	10	11	.909	vs. Lamar (1/11/85)
4. Tamara James	12	14	.857	vs. NCA&T (12/28/05)
5. Frances Savage	11	13	.846	vs. SW MO St. (11/25/88)
6. Melissa Knight	10	12	.833	vs. Maryland (12/29/02)
7. Della Wilson	10	12	.833	vs. UConn (2/14/93)
7. Frances Savage	10	12	.833	vs. Arizona (12/2/89)
7. LaToya Drake	10	12	.833	vs. Norfolk St. (11/14/08)
10. Jeannie Hebert	9	11	.818	vs. Stetson (3/9/91)
10. Hope Butler	9	11	.818	vs. UCF (1/20/88)

3-POINT FIELD GOALS

SINGLE-GAME 3-POINT FG MADE

Name	Opponent (date)	3PM
1. Riquana Williams	at CSU Bakersfield (11/15/09)	8
1. Riquana Williams	vs. Maryland (1/12/12)	8
3. Renee Taylor	at Houston (12/19/06)	7

3. Maria Rivera	vs. UCF (2/25/88)	7
3. Riquana Williams	at Michigan (3/31/10)	7
6. 11 times a player has recorded		6

(Most recent: Laura Cornelius, vs. NC State, 12/30/15)

SINGLE-GAME 3-POINT FG ATTEMPTS

Name	Opponent (date)	3PA
1. Riquana Williams	at Michigan (3/31/10)	15
2. Shannon Drury	vs. Tulane (1/22/98)	14
2. Riquana Williams	at CSU Bakersfield (11/15/10)	14
2. Riquana Williams	vs. Maryland (1/12/12)	14
5. Maurita Reid	vs. Florida Atlantic (11/9/07)	13
5. Maurita Reid	at North Carolina (2/18/07)	13
5. Maria Rivera	vs. UCF (2/25/88)	13
5. Riquana Williams	at Cornell (12/21/09)	13
5. Riquana Williams	vs. Boston College (1/16/11)	13
5. Krystal Saunders	at Duke (1/31/13)	13

SINGLE-GAME 3-POINT FG PCT. (4 3PA minimum)

Name	3PM	3PA	Pct	Opponent (date)
1. Laura Cornelius	6	6	1.000	vs. NC State (12/30/15)
2. Shenise Johnson	5	5	1.000	vs. PV A&M (11/17/11)
3. Maria Rivera	4	4	1.000	vs. Beth-Cook (12/1/87)
3. Shenise Johnson	4	4	1.000	at Providence (3/28/10)
3. Adrienne Motley	4	4	1.000	vs. Pittsburgh (1/7/16)
6. Renee Taylor	5	6	.833	vs. UCF (12/20/05)
6. Melissa Knight	5	6	.833	vs. Clemson (1/12/06)
6. Renee Taylor	5	6	.833	vs. NC State (1/26/06)
6. Maurita Reid	5	6	.833	at Virginia Tech (1/25/07)
10. Maria Rivera	4	5	.800	vs. Arizona (1/27/88)
10. Tamara James	4	5	.800	vs. NC A&T (12/28/05)
10. Tamara James	4	5	.800	vs. Mississippi (12/29/05)
10. Melissa Knight	4	5	.800	vs. FIU (3/18/06)
10. Maurita Reid	4	5	.800	at Santa Clara (11/15/06)
10. Shenise Johnson	4	5	.800	vs. NC State (3/4/11)
10. Necole Sterling	4	5	.800	at Tulane (12/19/14)
10. Michelle Woods	4	5	.800	vs. Florida A&M (12/28/14)

FREE THROWS

SINGLE-GAME FREE THROWS MADE

Name	Opponent (date)	FTM
1. Desma Thomas	vs. St. John's (2/3/96)	18
2. Desma Thomas	vs. Georgetown (2/25/97)	16
3. Frances Savage	vs. Purdue (11/25/90)	15
3. Maria Rivera	vs. UCF (1/20/88)	15
3. Maria Rivera	vs. Florida A&M (1/11/88)	15
6. Tamara James	vs. FIU (3/18/06)	14
7. Michelle Woods	at Syracuse (2/12/15)	13
7. Tamara James	vs. Duke (2/29/06)	13
9. Tamara James	vs. Rutgers (3/9/03)	12
9. Octavia Blue	vs. Providence (2/20/98)	12
9. Jeannie Hebert	vs. FIU (2/23/90)	12
9. Frances Savage	vs. FIU (2/24/89)	12

SINGLE-GAME FREE THROW ATTEMPTS

Name	Opponent (date)	FTA
1. Desma Thomas	vs. St. John's (2/3/96)	22
2. Frances Savage	vs. Purdue (11/25/90)	20
3. Desma Thomas	vs. Georgetown (2/25/97)	19
3. Maria Rivera	vs. UCF (1/20/88)	19
3. Maria Rivera	vs. Florida A&M (1/11/88)	19
6. Frances Savage	vs. Providence (3/8/92)	17
7. Tamara James	vs. FIU (3/18/06)	16
8. Six different times a player has recorded		15

(Most recent: Michelle Woods, at Syracuse, 2/12/15)

INDIVIDUAL GAME RECORDS

SINGLE-GAME FREE THROW PCT (8 FTA minimum)

<i>Name</i>	<i>FTM</i>	<i>FTA</i>	<i>Pct</i>	<i>Opponent (date)</i>
1. Tamara James	11	11	1.000	vs. FDU (12/2/05)
1. Frances Savage	11	11	1.000	vs. Pittsburgh (1/11/92)
1. Frances Savage	11	11	1.000	vs. Rutgers (12/8/91)
4. Renee Taylor	10	10	1.000	vs. Virginia (1/22/06)
4. Kym Hope	10	10	1.000	vs. Boston Coll. (1/16/99)
4. Jeannie Hebert	10	10	1.000	vs. Boston Coll. (1/3/92)
4. Maria Rivera	10	10	1.000	vs. Boston Coll. (1/3/92)
8. Renee Taylor	9	9	1.000	at Houston (12/19/06)
8. Renee Taylor	9	9	1.000	at St. Mary's (11/17/06)
8. Octavia Blue	9	9	1.000	vs. Georgetown (1/31/98)
11. 14 times	8	8	1.000	

(Most recent: Morgan Stroman, at Maryland, 1/10/13)

ASSISTS

SINGLE-GAME ASSISTS

<i>Name</i>	<i>Opponent (date)</i>	<i>Ast</i>
1. Robin Harmony	vs. FIU (12/4/82)	14
2. Gina Graziani	vs. Providence (12/6/97)	13
2. Gina Graziani	vs. West Virginia (1/22/97)	13
2. Jeannie Hebert	vs. Syracuse (12/27/90)	13
5. 10 different times a player has recorded		12

REBOUNDS

SINGLE-GAME REBOUNDS

<i>Name</i>	<i>Opponent (date)</i>	<i>Reb</i>
1. Cordelia Fulmore	vs. Georgia State (2/24/84)	25
2. Donna Mapp	vs. Stetson (2/5/83)	24
3. Sylvia Wilson	vs. USF (2/20/80)	22
4. Tamara James	vs. USF (11/22/01)	21
5. Frances Savage	vs. Florida State (12/11/80)	20
5. Cordelia Fulmore	vs. Florida Memorial (2/14/84)	20
5. Sylvia Wilson	vs. UCF (2/6/81)	20
5. Sylvia Wilson	vs. Miami-Dade South (2/3/81)	20
9. Nine different times a player has recorded		19

STEALS

SINGLE-GAME STEALS

<i>Name</i>	<i>Opponent (date)</i>	<i>Stl</i>
1. Maurita Reid	vs. Wake Forest (2/8/07)	10
1. Maria Rivera	vs. Minnesota (12/22/86)	10
1. Pat Bentoski	vs. Stetson (2/3/80)	10
4. Maria Rivera	vs. Stetson (1/21/87)	9
4. Cordelia Fulmore	vs. Purdue (12/31/84)	9
4. Robin Harmony	vs. USF (1/16/82)	9
4. Dottie Richardson	vs. Broward (2/13/81)	9
4. Loretta Harvey	vs. USF (1/9/81)	9
4. Debra Jackson	vs. Florida Southern (1/18/80)	9
4. Shenise Johnson	vs. Boston College (1/16/11)	9
4. Riquna Williams	vs. Morgan State (12/30/10)	9

BLOCKED SHOTS

SINGLE-GAME BLOCKED SHOTS

<i>Name</i>	<i>Opponent (date)</i>	<i>Blk</i>
1. Jassany Williams	vs. Notre Dame (1/8/15)	9
2. Jassany Williams	at Virginia Tech (1/11/15)	8
2. Sylvia Bullock	vs. Houston (11/24/09)	8
4. Joani Bowles	vs. USF (1/20/84)	7
4. Sylvia Wilson	vs. Oral Roberts (12/17/79)	7
6. 10 different times a player has recorded		6

INDIVIDUAL NCAA TOURNAMENT GAME RECORDS

SCORING

NCAA SINGLE-GAME SCORING

Name	Opponent (date)	Pts
1. Adrienne Motley	vs. Washington (3/20/15)	30
2. Vicki Plowden	vs. Vanderbilt (3/26/92)	28
2. Riquana Williams	vs. Gardner-Webb (3/20/11)	28
4. Jeannie Hebert	North Carolina (3/21/92)	26
5. Frances Savage	North Carolina (3/21/92)	25
5. Shenise Johnson	vs. Oklahoma (3/22/11)	25

FIELD GOALS

NCAA SINGLE-GAME FIELD GOALS MADE

Name	Opponent (date)	FGM
1. Vicki Plowden	vs. Vanderbilt (3/26/92)	12
2. Frances Savage	at Oklahoma State (3/15/89)	10
2. Frances Savage	North Carolina (3/21/92)	10
2. Tamara James	at New Mexico (3/22/03)	10
2. Shenise Johnson	vs. Oklahoma (3/22/11)	10
2. Shenise Johnson	at Gonzaga (3/19/12)	10
2. Adrienne Motley	vs. Washington (3/20/15)	10

NCAA SINGLE-GAME FIELD GOAL ATTEMPTS

Name	Opponent (date)	FGA
1. Frances Savage	at Oklahoma State (3/15/89)	24
2. Vicki Plowden	vs. Vanderbilt (3/26/92)	23
2. Shenise Johnson	at Gonzaga (3/19/12)	23
4. Frances Savage	vs. Vanderbilt (3/26/92)	22
4. Jessica Thomas	at Iowa (3/22/15)	22

NCAA SINGLE-GAME FG PERCENTAGE (10 FGA minimum)

Name	FG	FGA	Pct	Opponent (date)
1. Shaquana Wilkins	8	10	.800	vs. Maryland (3/21/04)
2. Frances Savage	10	14	.714	No. Carolina (3/21/92)
3. Jeannie Hebert	9	14	.643	No. Carolina (3/21/92)
4. Shaquana Wilkins	7	11	.636	at New Mexico (3/22/03)
4. Laura Cornelius	7	11	.636	vs. S. Dakota St. (3/19/16)

3-POINT FIELD GOALS

NCAA SINGLE-GAME 3-POINT FG MADE

Name	Opponent (date)	3PM
1. Yalonda McCormick	vs. Maryland (3/21/04)	4
1. Stefanie Yderstrom	vs. Oklahoma (3/22/11)	4
1. Laura Cornelius	vs. South Dakota State (3/19/16)	4
4. Holly Rillinger	at Western Kentucky (3/20/93)	3
4. Shannon Drury	vs. Clemson (3/14/98)	3
4. Tamara James	at New Mexico (3/22/03)	3
4. Yalonda McCormick	at New Mexico (3/22/03)	3
4. Stefanie Yderstrom	vs. Gardner-Webb (3/20/11)	3
4. Jessica Thomas	at Iowa (3/22/15)	3

NCAA SINGLE-GAME 3-POINT FG ATTEMPTS

Name	Opponent (date)	3PA
1. Jessica Thomas	at Iowa (3/22/15)	11
2. Stefanie Yderstrom	vs. Oklahoma (3/22/11)	9
3. Yalonda McCormick	vs. Maryland (3/21/04)	8
3. Riquana Williams	vs. Gardner-Webb (3/20/11)	8
5. Elaine Harlow	at Oklahoma St. (3/15/89)	7
5. Holly Rillinger	at Western KY (3/20/93)	7
5. Stefanie Yderstrom	vs. Gardner-Webb (3/20/11)	7
5. Riquana Williams	vs. Oklahoma (3/22/11)	7
5. Krystal Saunders	at Iowa (3/24/13)	7

NCAA SINGLE-GAME 3-POINT FG PCT. (2 3PM minimum)

Name	3PM	3PA	Pct	Opponent (date)
1. Tamara James	3	3	1.000	at New Mexico (3/22/03)
2. Adrienne Motley	2	2	1.000	vs. Washington (3/20/15)
2. Nicole Sterling	2	2	1.000	vs. Washington (3/20/15)
4. Shannon Drury	3	4	.750	vs. Clemson (3/14/98)
4. Yalonda McCormick	3	4	.750	at New Mexico (3/22/03)

FREE THROWS

NCAA SINGLE-GAME FREE THROWS MADE

Name	Opponent (date)	FTM
1. Riquana Williams	vs. Gardner-Webb (3/20/11)	10
2. Jeannie Hebert	North Carolina (3/21/92)	8
2. Chanivia Broussard	vs. Maryland (3/21/04)	8
2. Adrienne Motley	vs. Washington (3/20/15)	8
5. Della Wilson	St. Peter's (3/17/93)	7
5. Morgan Stroman	vs. Gardner-Webb (3/20/11)	7
5. Shawnice Wilson	at Iowa (3/24/13)	7
5. Michelle Woods	vs. Washington (3/20/15)	7

NCAA SINGLE-GAME FREE THROW ATTEMPTS

Name	Opponent (date)	FTA
1. Chanivia Broussard	vs. Maryland (3/21/04)	14
2. Morgan Stroman	vs. Gardner-Webb (3/20/11)	11
2. Riquana Williams	vs. Gardner-Webb (3/20/11)	11
2. Michelle Woods	vs. Washington (3/20/15)	11
5. Shawnice Wilson	at Iowa (3/24/13)	10
5. Adrienne Motley	vs. Washington (3/20/15)	10
5. Jessica Thomas	vs. Washington (3/20/15)	10

NCAA SINGLE-GAME FREE THROW PCT (5 FTA minimum)

Name	FTM	FTA	Pct	Opponent (date)
1. Jeannie Hebert	8	8	1.000	vs. Maryland (3/21/04)
2. Della Wilson	7	7	1.000	St. Peter's (3/17/93)
3. Carla Harris	6	6	1.000	North Carolina (3/21/92)
4. Riquana Williams	9	11	.909	vs. Gard-Webb (3/20/11)
5. Vicki Plowden	5	6	.833	North Carolina (3/21/92)
5. Frances Savage	5	6	.833	North Carolina (3/21/92)
5. Riquana Williams	5	6	.833	vs. Oklahoma (3/22/11)
5. Michelle Woods	5	6	.833	vs. Idaho State (3/17/12)

ASSISTS

NCAA SINGLE-GAME ASSISTS

Name	Opponent (date)	Ast
1. Jeannie Hebert	vs. Vanderbilt (3/26/92)	8
2. Meghan Saake	at New Mexico (3/22/03)	7
3. Jeannie Hebert	North Carolina (3/21/92)	6
3. Frances Savage	North Carolina (3/21/92)	6
3. Dellareese Wilson	at Western Kentucky (3/20/93)	6
3. Yolanda McCormick	at New Mexico (3/22/03)	6
3. Shenise Johnson	vs. Gardner-Webb (3/20/11)	6
3. Shenise Johnson	vs. Oklahoma (3/22/11)	6

REBOUNDS

NCAA SINGLE-GAME REBOUNDS

Name	Opponent (date)	Reb
1. Shenise Johnson	vs. Gardner-Webb (3/20/11)	18
1. Shawnice Wilson	at Iowa (3/24/13)	18
3. Frances Savage	vs. Vanderbilt (3/26/92)	16
4. Kym Hope	vs. Clemson (3/14/98)	15
5. Morgan Stroman	vs. Oklahoma (3/22/11)	14
5. Shawnice Wilson	vs. Idaho State (3/17/12)	14

INDIVIDUAL NCAA TOURNAMENT GAME RECORDS & YEARLY LEADERS

STEALS

NCAA SINGLE-GAME STEALS

Name	Opponent (date)	Stl
1. Jeannie Hebert	at Oklahoma State (3/15/89)	5
1. Carla Harris	St. Peter's (3/17/93)	5
1. Yalonda McCormick	vs. Maryland (3/21/04)	5
4. Jeannie Hebert	North Carolina (3/21/92)	4
4. Vicki Plowden	vs. Vanderbilt (3/26/92)	4
4. Morgan Stroman	vs. Gardner-Webb (3/20/11)	4
4. Riquna Williams	vs. Gardner-Webb (3/20/11)	4
4. Shenise Johnson	vs. Idaho State (3/17/12)	4

BLOCKED SHOTS

NCAA SINGLE-GAME BLOCKED SHOTS

Name	Opponent (date)	Blk
1. Sylvia Bullock	vs. Gardner-Webb (3/20/11)	4
1. Emese Hof	vs. South Dakota State (3/19/16)	4
3. Ronnie McGarry	North Carolina (3/21/92)	3
3. Kym Hope	vs. Clemson (3/14/98)	3
5. Shawnice Wilson	vs. Idaho State (3/17/12)	2
5. Shawnice Wilson	at Gonzaga (3/19/12)	2
5. Jassany Williams	vs. Washington (3/20/15)	2
5. Jassany Williams	at Iowa (3/22/15)	2

Scoring Average

1979-1980	Sylvia Wilson	15.8
1980-1981	Sylvia Wilson	17.6
1981-1982	Sylvia Wilson	18.7
1982-1983	Donna Mapp	17.1
1983-1984	Cardelia Fulmore	19.5
1984-1985	Cardelia Fulmore	19.1
1985-1986	Maria Rivera	21.4
1986-1987	Maria Rivera	20.9
1987-1988	Maria Rivera	23.3
1988-1989	Frances Savage	22.4
1989-1990	Frances Savage	23.6
1990-1991	Jeannie Hebert	16.9
1991-1992	Frances Savage	23.2
1992-1993	Holly Rilingor	15.8
1993-1994	Desma Thomas	14.0
1994-1995	Octavia Blue	14.5
1995-1996	Octavia Blue	16.0
1996-1997	Desma Thomas	15.4
1997-1998	Octavia Blue	19.2
1998-1999	Kym Hope	17.2
1999-2000	Shelia James	15.2
2000-2001	Chanivia Broussard	13.2
2001-2002	Chanivia Broussard	14.2
2002-2003	Tamara James	21.0
2003-2004	Tamara James	16.6
2004-2005	Tamara James	22.3
2005-2006	Tamara James	21.5
2006-2007	Renee Taylor	18.6
2007-2008	Maurita Reid	15.3
2008-2009	Shenise Johnson	12.8
2009-2010	Riquna Williams	19.6
2010-2011	Riquna Williams	21.7
2011-2012	Shenise Johnson	17.0
2012-2013	Morgan Stroman	12.9
2013-2014	Adrienne Motley	11.1
2014-2015	Adrienne Motley	16.9
2015-2016	Adrienne Motley	15.7

Rebounding Average

1979-1980	Sylvia Wilson	10.4
1980-1981	Sylvia Wilson	11.8
1981-1982	Sylvia Wilson	11.5
1982-1983	Donna Mapp	11.5
1983-1984	Cardelia Fulmore	11.6
1984-1985	Cardelia Fulmore	8.9
1985-1986	Hope Butler	5.5
1986-1987	Hope Butler	8.9
1987-1988	Hope Butler	8.0
1988-1989	Frances Savage	9.2
1989-1990	Frances Savage	9.5
1990-1991	Vicki Plowden	10.0
1991-1992	Frances Savage	10.6
1992-1993	Vicki Plowden	10.0
1993-1994	Tanya Young	9.9
1994-1995	Octavia Blue	7.2
1995-1996	Jennifer Jordan	6.7
1996-1997	Kym Hope	8.1
1997-1998	Kym Hope	10.6
1998-1999	Kym Hope	8.7
1999-2000	Alicia Hartlaub	7.3
2000-2001	Dalia Clarke	6.4
2001-2002	Shaquana Wilkins	6.0
2002-2003	Tamara James	7.9
2003-2004	Shaquana Wilkins	8.5

YEARLY LEADERS

2004-2005	Tamara James	6.9
2005-2006	Tamara James	7.8
2006-2007	Brittany Denson	6.9
2007-2008	Maurita Reid	5.6
2008-2009	Shenise Johnson	7.1
2009-2010	Shenise Johnson	7.7
2010-2011	Shenise Johnson	8.3
2011-2012	Shenise Johnson	8.0
2012-2013	Morgan Stroman	8.8
2013-2014	Keyona Hayes	6.5
2014-2015	Jassany Williams	6.0
2015-2016	Keyona Hayes	5.5

Field Goal Percentage (minimum 200 FGA)

1979-1980	Sylvia Wilson	.530
1980-1981	Dottie Richardson	.514
1981-1982	Sylvia Wilson	.439
1982-1983	Donna Mapp	.492
1983-1984	Cardelia Fulmore	.539
1984-1985	Cardelia Fulmore	.548
1985-1986	Hope Butler	.467
1986-1987	Hope Butler	.501
1987-1988	Hope Butler	.531
1988-1989	Frances Savage	.548
1989-1990	Frances Savage	.540
1990-1991	Vicki Plowden	.539
1991-1992	Vicki Plowden	.515
1992-1993	Vicki Plowden	.457
1993-1994	Nickki Mitchell	.394
1994-1995	Sheron Murray	.398
1995-1996	Octavia Blue	.488
1996-1997	Kym Hope	.540
1997-1998	Kym Hope	.534
1998-1999	Kym Hope	.529
1999-2000	Alicia Hartlaub	.436
2000-2001	Dalia Clarke	.452
2001-2002	Shaquana Wilkins	.482
2002-2003	Tamara James	.516
2003-2004	Shaquana Wilkins	.520
2004-2005	Tamara James	.480
2005-2006	Melissa Knight	.498
2006-2007	Albrey Grimsley	.463
2007-2008	Albrey Grimsley	.408
2008-2009	Shenise Johnson	.385
2009-2010	Diane Barnes	.545
2010-2011	Morgan Stroman	.519
2011-2012	Shenise Johnson	.452
2012-2013	Shawnice Wilson	.519
2013-2014	Keyona Hayes	.506
2014-2015	Adrienne Motley	.492
2015-2016	Emese Hof	.542

Free Throw Percentage (minimum 70 FTA)

1979-1980	Sandra Wells	.673
	Pat Bentoski	
1980-1981	Gwen Harris	.779
1981-1982	Sylvia Wilson	.618
1982-1983	Dana Hunter	.675
1983-1984	Robin Harmony	.657
1984-1985	Maria Rivera	.729
1985-1986	Maria Rivera	.730
1986-1987	Maria Rivera	.791
1987-1988	Maria Rivera	.828
1988-1989	Elaine Harlow	.796
1989-1990	Frances Savage	.786

1990-1991	Jeannie Hebert	.758
1991-1992	Jeannie Hebert	.835
1992-1993	Holly Rilinger	.857
1993-1994	Desma Thomas	.679
1994-1995	Rinat Zaltz	.734
1995-1996	Cassandra Wimes	.714
1996-1997	Desma Thomas	.800
1997-1998	Kym Hope	.771
1998-1999	Kym Hope	.810
1999-2000	Gina Graziani	.714
2000-2001	Meghan Saake	.629
2001-2002	Shaquana Wilkins	.711
2002-2003	Tamara James	.760
2003-2004	Tamara James	.766
2004-2005	Tamara James	.770
2005-2006	Renee Taylor	.836
2006-2007	Renee Taylor	.843
2007-2008	Maurita Reid	.651
2008-2009	Shenise Johnson	.820
2009-2010	Shenise Johnson	.773
2010-2011	Shenise Johnson	.846
2011-2012	Shenise Johnson	.877
2012-2013	Stefanie Yderstrom	.883
2013-2014	Krystal Saunders	.775
2014-2015	Adrienne Motley	.764
2015-2016	Adrienne Motley	.767

Assists

1979-1980	Pat Bentoski	130
1980-1981	Loretta Harvey	156
1981-1982	Loretta Harvey	168
1982-1983	Loretta Harvey	120
1983-1984	Loretta Harvey	144
1984-1985	Maria Rivera	149
1985-1986	Maria Rivera	89
1986-1987	Maria Rivera	141
1987-1988	Maria Rivera	108
1988-1989	Jeannie Hebert	147
1989-1990	Jeannie Hebert	137
1990-1991	Jeannie Hebert	189
1991-1992	Jeannie Hebert	221
1992-1993	Della Wilson	134
1993-1994	Nickki Mitchell	65
1994-1995	Maureen Faulkner	71
1995-1996	Desma Thomas	72
1996-1997	Gina Graziani	198
1997-1998	Gina Graziani	210
1998-1999	Gina Graziani	153
1999-2000	Gina Graziani	94
2000-2001	Meghan Saake	99
2001-2002	Meghan Saake	125
2002-2003	Yalonda McCormick	185
2003-2004	Yalonda McCormick	157
2004-2005	Yalonda McCormick	167
2005-2006	Renee Taylor	115
2006-2007	Albrey Grimsley	82
2007-2008	Albrey Grimsley	93
2008-2009	Shenise Johnson	122
2009-2010	Shenise Johnson	166
2010-2011	Shenise Johnson	127
2011-2012	Shenise Johnson	141
2012-2013	Stefanie Yderstrom	75
2013-2014	Adrienne Motley	82
2014-2015	Jessica Thomas	74
2015-2016	Jessica Thomas	120

YEARLY LEADERS

Steals

1979-1980	Dottie Richardson	100
1980-1981	Dottie Richardson	105
	Loretta Harvey	
1981-1982	Loretta Harvey	84
1982-1983	Gwen Harris	64
1983-1984	Robin Harmony	98
1984-1985	Cardelia Fulmore	100
	Maria Rivera	
1985-1986	Maria Rivera	77
1986-1987	Maria Rivera	106
1987-1988	Maria Rivera	99
1988-1989	Frances Savage	56
	Elaine Harlow	
1989-1990	Frances Savage	71
1990-1991	Jeannie Hebert	71
1991-1992	Vicki Plowden	76
1992-1993	Della Wilson	93
1993-1994	Ronnie McGarry	49
1994-1995	Maureen Faulkner	49
1995-1996	Desma Thomas	60
1996-1997	Desma Thomas	60
1997-1998	Kym Hope	56
1998-1999	Kym Hope	54
1999-2000	Shelia James	26
2000-2001	Meghan Saake	74
2001-2002	Meghan Saake	121
2002-2003	Meghan Saake	114
2003-2004	Yalonda McCormick	93
2004-2005	Yalonda McCormick	78
2005-2006	Tamara James	93
2006-2007	Maurita Reid	95
2007-2008	Maurita Reid	110
2008-2009	Shenise Johnson	78
2009-2010	Shenise Johnson	111
2010-2011	Morgan Stroman	109
2011-2012	Shenise Johnson	108
2012-2013	Morgan Stroman	57
2013-2014	Suriya McGuire	43
2014-2015	Adrienne Motley	47
2015-2016	Adrienne Motley	53

Blocked Shots

1979-1980	Sylvia Wilson	80
1980-1981	Sylvia Wilson	61
1981-1982	Sylvia Wilson	57
1982-1983	Donna Mapp	15
1983-1984	Joani Bowles	45
1984-1985	Cardelia Fulmore	25
1985-1986	Julie Colville	8
1986-1987	Regina Brant	5
1987-1988	Ruth Smith	12
1988-1989	Frances Savage	17
1989-1990	Belinda Kunczt	35
1990-1991	Vicki Plowden	27
1991-1992	Vicki Plowden	35
1992-1993	Vicki Plowden	40
1993-1994	Tanya Young	23
1994-1995	Octavia Blue	20
1995-1996	Desma Thomas	21
1996-1997	Kym Hope	53
1997-1998	Kym Hope	33
1998-1999	Kym Hope	62
1999-2000	Alicia Hartlaub	11
2000-2001	Chanivia Broussard	32

2001-2002	Chanivia Broussard	35
	Martha Bodley	
2002-2003	Meghan Saake	36
2003-2004	Shaquana Wilkins	37
2004-2005	Imani Dhahabu	24
2005-2006	Brittany Denson	30
2006-2007	Brittany Denson	17
2007-2008	Charmaine Clark	18
2008-2009	Shenise Johnson	29
2009-2010	Sylvia Bullock	35
2010-2011	Morgan Stroman	29
	Sylvia Bullock	
2011-2012	Sylvia Bullock	44
2012-2013	Morgan Stroman	39
2013-2014	Jassany Williams	57
2014-2015	Jassany Williams	74
2015-2016	Emese Hof	42

Minutes Per Game

1985-1986	Maria Rivera	37.7
1986-1987	Maria Rivera	37.0
1987-1988	Maria Rivera	36.3
1988-1989	Jeannie Hebert	34.8
1989-1990	Frances Savage	34.1
1990-1991	Jeannie Hebert	35.9
1991-1992	Jeannie Hebert	34.4
1992-1993	Della Wilson	35.7
1993-1994	Nickki Mitchell	33.6
1994-1995	Octavia Blue	29.8
1995-1996	Desma Thomas	32.1
1996-1997	Desma Thomas	35.8
1997-1998	Gina Graziani	36.3
1998-1999	Kym Hope	33.8
1999-2000	Gina Graziani	33.5
2000-2001	Meghan Saake	30.3
2001-2002	Meghan Saake	36.2
2002-2003	Meghan Saake	36.0
2003-2004	Yalonda McCormick	36.4
2004-2005	Yalonda McCormick	36.4
2005-2006	Tamara James	32.8
2006-2007	Renee Taylor	34.8
2007-2008	Maurita Reid	29.2
2008-2009	Shenise Johnson	31.0
2009-2010	Shenise Johnson	34.8
2010-2011	Shenise Johnson	31.8
2011-2012	Shenise Johnson	31.2
2012-2013	Stefanie Yderstrom	30.0
2013-2014	Krystal Saunders	31.5
2014-2015	Adrienne Motley	31.4
2015-2016	Jessica Thomas	31.6

1,000 POINTS CLUB

1. Tamara James (2002-06) — 2,406

SEASON	GP-GS	FG-FGA	PCT	3PM-3PA	PCT	FTM-FTA	PCT	REB-AVG	AST	BLK	STL	PTS-AVG
2002-03	31-31	238-461	.516	19-58	.328	155-204	.760	244-7.9	49	14	56	650-21.0
2003-04	28-26	170-340	.500	39-103	.379	85-111	.766	129-4.6	72	18	55	464-16.6
2004-05	29-29	242-504	.480	19-119	.328	124-161	.770	199-6.9	57	13	75	647-22.3
2005-06	30-30	218-449	.486	53-137	.387	156-188	.830	233-7.8	70	11	93	645-21.5
Total	118-116	868-1754	.495	150-417	.360	520-664	.783	805-6.8	248	56	279	2,406-20.4

2. Maria Rivera (1984-88) — 2,358

SEASON	GP-GS	FG-FGA	PCT	3PM-3PA	PCT	FTM-FTA	PCT	REB-AVG	AST	BLK	STL	PTS-AVG
1984-85	28-28	202-380	.531	—	—	120-156	.769	93-3.3	149	4	100	524-18.7
1985-86	27-27	230-533	.432	—	—	119-163	.730	118-4.4	89	2	77	579-21.4
1986-87	30-30	251-545	.461	—	—	125-158	.791	97-3.2	141	3	106	627-20.9
1987-88	27-27	209-473	.442	66-177	.373	144-174	.828	102-3.8	108	3	99	628-23.3
Total	112-112	892-1931	.462	66-177	.373	508-651	.780	410-3.7	487	12	382	2,358-21.1

3. Shenise Johnson (2008-12) — 2,262

SEASON	GP-GS	FG-FGA	PCT	3PM-3PA	PCT	FTM-FTA	PCT	REB-AVG	AST	BLK	STL	PTS-AVG
2008-09	30-30	141-366	.385	20-62	.323	82-100	.820	213-7.1	122	29	78	384-12.8
2009-10	36-36	251-506	.496	50-127	.394	133-172	.773	276-7.7	166	21	111	685-19.0
2010-11	33-33	236-484	.488	44-126	.349	132-156	.846	275-8.3	127	26	104	648-19.6
2011-12	32-32	202-447	.452	34-114	.298	107-122	.877	256-8.0	141	14	108	545-17.0
Total	131-131	830-18-3	.460	148-429	.345	3454-550	.825	1020-7.8	556	90	4-1	2,262-17.3

4. Frances Savage (1988-92) — 2,184

SEASON	GP-GS	FG-FGA	PCT	3PM-3PA	PCT	FTM-FTA	PCT	REB-AVG	AST	BLK	STL	PTS-AVG
1988-89	29-29	256-467	.548	6-23	.261	131-166	.789	268-9.2	66	17	56	649-22.4
1989-90	31-31	284-526	.540	18-43	.419	147-187	.786	293-9.5	76	17	71	733-23.6
1990-91	2-2	19-43	.442	0-2	.000	22-28	.786	20-10.0	7	0	4	60-30.0
1991-92	32-32	271-557	.487	19-46	.413	181-222	.815	339-10.6	77	10	71	742-23.2
Total	94-94	830-1593	.521	43-114	.377	481-603	.798	920-9.8	226	44	202	2,184-23.2

5. Riquana Williams (2008-12) — 2,148

SEASON	GP-GS	FG-FGA	PCT	3PM-3PA	PCT	FTM-FTA	PCT	REB-AVG	AST	BLK	STL	PTS-AVG
2008-09	26-6	78-261	.299	24-111	.216	47-61	.770	51-2.0	19	11	44	227-8.7
2009-10	36-25	253-628	.403	106-294	.361	95-129	.736	152-4.2	62	17	64	707-19.6
2010-11	33-33	251-632	.397	75-252	.298	140-181	.773	176-5.3	93	16	91	717-21.7
2011-12	30-27	178-448	.397	67-182	.368	74-92	.804	103-3.4	77	20	71	497-16.6
Total	125-91	760-1969	.386	272-839	.324	356-463	.769	482-3.9	251	64	270	2,148-17.2

6. Jeannie Hebert (1988-92) — 1,766

SEASON	GP-GS	FG-FGA	PCT	3PM-3PA	PCT	FTM-FTA	PCT	REB-AVG	AST	BLK	STL	PTS-AVG
1988-89	29-29	147-367	.401	3-35	.086	104-159	.654	92-3.2	147	10	44	401-13.8
1989-90	30-30	145-340	.426	3-9	.333	117-153	.765	72-2.4	137	12	49	410-13.7
1990-91	28-28	179-406	.441	14-42	.333	100-132	.758	109-3.9	189	6	71	472-16.9
1991-92	32-32	181-379	.478	5-16	.313	116-139	.835	70-2.2	221	7	73	483-15.1
Total	119-119	652-1492	.437	25-102	.245	437-583	.750	343-2.9	694	35	237	1,766-14.8

7. Octavia Blue (1994-98) — 1,724

SEASON	GP-GS	FG-FGA	PCT	3PM-3PA	PCT	FTM-FTA	PCT	REB-AVG	AST	BLK	STL	PTS-AVG
1994-95	24-23	127-329	.386	0-2	.000	94-144	.653	172-7.2	14	20	32	348-14.5
1995-96	27-27	178-365	.488	0-0	.000	76-134	.567	174-6.4	26	5	35	432-16.0
1996-97	29-28	161-382	.421	0-1	.000	66-102	.647	162-5.6	15	5	37	388-13.4
1997-98	29-29	205-448	.458	24-53	.453	122-169	.722	164-5.7	23	8	35	556-19.2
TOTAL	109-107	671-1524	.440	24-56	.429	358-549	.652	672-6.2	78	38	139	1,724-15.8

8. Sylvia Wilson (1979-82) — 1,713

SEASON	GP-GS	FG-FGA	PCT	3PM-3PA	PCT	FTM-FTA	PCT	REB-AVG	AST	BLK	STL	PTS-AVG
1979-80	33-30	232-438	.530	—	—	56-103	.544	344-10.4	24	80	56	520-15.8
1980-81	38-37	268-568	.472	—	—	134-222	.604	449-11.8	17	61	53	670-17.6
1981-82	28-27	221-503	.439	—	—	81-131	.618	322-11.5	21	57	45	523-18.7
TOTAL	99-94	721-1509	.478	—	—	271-456	.594	1115-11.3	62	198	154	1,713-17.3

1,000 POINTS CLUB

9. Chanivia Broussard (2000-04) — 1,482

SEASON	GP-GS	FG-FGA	PCT	3PM-3PA	PCT	FTM-FTA	PCT	REB-AVG	AST	BLK	STL	PTS-AVG
2000-01	27-22	158-369	.428	4-15	.267	36-74	.486	152-25.6	22	32	46	356-13.2
2001-02	29-20	173-407	.425	13-51	.255	54-85	.635	124-4.3	27	35	57	413-14.2
2002-03	29-5	115-263	.437	8-31	.258	35-69	.507	126-4.3	31	32	35	273-9.4
2003-04	29-28	175-359	.487	3-15	.200	87-127	.685	181-6.2	48	33	64	440-15.2
TOTAL	114-75	621-1398	.444	28-112	.250	212-355	.597	583-5.1	128	132	202	1,482-13.0

10. Kym Hope (1995-99) — 1,462

SEASON	GP-GS	FG-FGA	PCT	3PM-3PA	PCT	FTM-FTA	PCT	REB-AVG	AST	BLK	STL	PTS-AVG
1995-96	26-0	28-68	.412	0-0	.000	28-52	.538	95-3.7	11	16	17	84-3.2
1996-97	29-29	143-265	.540	0-2	.000	81-117	.692	234-8.1	33	53	45	367-12.7
1997-98	29-29	191-358	.534	1-1	1.000	128-166	.771	306-10.6	53	33	56	511-17.6
1998-99	29-29	184-348	.529	0-3	.000	132-163	.810	253-8.7	52	62	54	500-17.2
TOTAL	113-87	546-1039	.526	0-3	.000	369-498	.741	888-7.9	149	164	172	1,462-12.9

11. Adrienne Motley (2013-present) — 1,419

SEASON	GP-GS	FG-FGA	PCT	3PM-3PA	PCT	FTM-FTA	PCT	REB-AVG	AST	BLK	STL	PTS-AVG
2013-14	31-28	128-288	.444	21-70	.300	66-91	.725	122-3.9	82	5	39	343-11.1
2014-15	33-33	214-435	.492	35-99	.354	94-123	.764	139-4.2	68	3	47	557-16.9
2015-16	33-33	191-440	.529	58-159	.365	79-103	.767	119-3.6	84	2	53	519-15.7
TOTAL	97-94	533-1163	.458	114-328	.346	239-317	.754	380-3.9	234	10	139	1,419-14.6

12. Vicki Plowden (1990-93) — 1,404

SEASON	GP-GS	FG-FGA	PCT	3PM-3PA	PCT	FTM-FTA	PCT	REB-AVG	AST	BLK	STL	PTS-AVG
1990-91	28-27	194-360	.539	0-0	.000	67-108	.620	281-10.0	18	27	53	455-16.3
1991-92	32-32	194-377	.515	1-2	.500	87-144	.604	265-8.3	17	41	35	476-14.9
1992-93	31-31	191-418	.457	2-5	.400	89-143	.622	311-10.0	44	40	64	473-15.3
TOTAL	91-90	579-1155	.501	3-7	.429	243-395	.615	857-9.4	79	108	152	1,404-15.4

13. Morgan Stroman (2009-13) — 1,371

SEASON	GP-GS	FG-FGA	PCT	3PM-3PA	PCT	FTM-FTA	PCT	REB-AVG	AST	BLK	STL	PTS-AVG
2009-10	36-21	83-201	.413	0-1	.000	97-136	.713	211-5.9	38	24	64	263- 7.3
2010-11	33-33	164-316	.519	1-6	.167	121-187	.647	270-8.2	69	29	109	450-13.6
2011-12	19-19	93-168	.554	1-2	.500	58-79	.734	124-6.5	25	8	42	245-12.9
2012-13	32-32	143-301	.475	0-7	.000	127-183	.694	281-8.8	65	39	57	413-12.9
TOTAL	120-105	483-986	.490	2-15	.133	403-585	.688	886-7.4	197	100	272	1,371-11.4

14. Robin Harmony (1980-84) — 1,308

SEASON	GP-GS	FG-FGA	PCT	3PM-3PA	PCT	FTM-FTA	PCT	REB-AVG	AST	BLK	STL	PTS-AVG
1980-81	38-31	159-404	.394	—	—	48-76	.632	174-4.6	139	16	100	366-9.6
1981-82	29-29	133-325	.409	—	—	29-44	.659	193-6.7	127	13	56	295-10.2
1982-83	27-27	120-264	.455	—	—	35-57	.614	218-8.1	67	11	60	275-10.2
1983-84	31-31	163-385	.423	—	—	46-70	.657	175-5.6	115	18	98	372-12.0
TOTAL	125-118	575-1378	.417	—	—	158-247	.640	760-6.1	448	58	314	1,308-10.5

15. Desma Thomas (1992-97) — 1,284

SEASON	GP-GS	FG-FGA	PCT	3PM-3PA	PCT	FTM-FTA	PCT	REB-AVG	AST	BLK	STL	PTS-AVG
1992-93	30-6	36-107	.336	0-4	.000	36-65	.554	87-2.9	13	8	20	108-3.6
1993-94	25-24	110-351	.313	25-88	.288	106-156	.679	195-7.8	47	20	37	351-14.0
1994-95	DNP											
1995-96	27-27	120-339	.354	46-155	.297	92-134	.687	134-5.0	72	21	60	378-14.0
1996-97	29-29	135-355	.380	81-216	.375	96-120	.800	136-4.7	64	9	60	447-15.4
TOTAL	111-86	401-1152	.348	152-463	.328	330-475	.695	552-5.0	196	58	177	1,284-11.6

16. Stefanie Yderstrom (2009-13) — 1,203

SEASON	GP-GS	FG-FGA	PCT	3PM-3PA	PCT	FTM-FTA	PCT	REB-AVG	AST	BLK	STL	PTS-AVG
2009-10	30-17	78-245	.318	47-159	.296	22-26	.846	44-1.5	64	10	26	225-7.5
2010-11	33-33	83-255	.325	53-172	.308	45-54	.833	75-2.3	88	7	44	264-8.0
2011-12	32-32	113-299	.378	68-195	.349	46-54	.852	49-1.5	54	5	36	340-10.6
2012-13	32-32	123-362	.340	60-164	.366	68-77	.883	43-1.3	75	2	41	374-11.7
TOTAL	127-114	397-1161	.342	228-690	.330	181-211	.860	211-1.7	281	24	147	1,203-9.5

1,000 POINTS CLUB

17. Wendy Foote (1974-78) — 1,174

SEASON	GP-GS	FG-FGA	PCT	3PM-3PA	PCT	FTM-FTA	PCT	REB-AVG	AST	BLK	STL	PTS-AVG
1974-75	13	102	—	—	—	36-72	.500	—	—	—	—	240-18.5
1975-76	15	103	—	—	—	30-59	.508	—	—	—	—	236-15.7
1976-77	18	115	—	—	—	45-68	.662	—	—	—	—	295-16.4
1977-78	16	160	—	—	—	83-119	.697	—	—	—	—	403-25.2
TOTAL	62	480	—	—	—	194-318	.610	—	—	—	—	1,174-18.9

18. Hope Butler (1984-88) — 1,157

SEASON	GP-GS	FG-FGA	PCT	3PM-3PA	PCT	FTM-FTA	PCT	REB-AVG	AST	BLK	STL	PTS-AVG
1984-85	17-0	19-40	.475	—	—	22-35	.629	64-3.8	9	1	14	60-3.5
1985-86	27-24	106-227	.467	—	—	27-48	.563	148-5.5	30	4	43	239-8.9
1986-87	30-30	211-421	.501	—	—	77-125	.616	266-8.9	36	2	82	499-16.6
1987-88	27-25	145-273	.531	0-1	.000	69-98	.704	216-8.0	49	2	51	359-13.3
TOTAL	101-79	481-961	.501	0-1	.000	195-306	.637	694-6.9	124	9	190	1,157-11.5

19. Cordelia Fulmore (1983-85) — 1,142

SEASON	GP-GS	FG-FGA	PCT	3PM-3PA	PCT	FTM-FTA	PCT	REB-AVG	AST	BLK	STL	PTS-AVG
1983-84	31-31	258-479	.539	—	—	90-141	.638	359-11.6	46	17	88	606-19.5
1984-85	28-28	228-417	.548	—	—	80-123	.650	250-8.9	73	25	100	536-19.1
TOTAL	59-59	486-896	.542	—	—	170-264	.644	609-10.3	119	42	188	1,142-19.4

20. Yalonda McCormick (2001-05) — 1,072

SEASON	GP-GS	FG-FGA	PCT	3PM-3PA	PCT	FTM-FTA	PCT	REB-AVG	AST	BLK	STL	PTS-AVG
2001-02	17-0	21-72	.292	1-9	.111	7-11	.636	22-1.3	30	0	9	50-2.9
2002-03	31-31	125-300	.417	17-52	.327	49-69	.710	98-3.2	185	7	100	316-10.2
2003-04	29-29	126-333	.378	52-145	.359	50-65	.769	114-3.9	157	11	93	354-12.2
2004-05	28-27	139-369	.377	40-136	.294	34-53	.642	117-4.2	167	7	78	352-12.6
TOTAL	105-87	411-1074	.383	110-342	.322	140-198	.707	351-3.3	539	25	280	1,072-10.2

21. Jennifer Jordan (1994-96; 1997-99) — 1,050

SEASON	GP-GS	FG-FGA	PCT	3PM-3PA	PCT	FTM-FTA	PCT	REB-AVG	AST	BLK	STL	PTS-AVG
1994-95	26-7	51-113	.451	0-0	.000	69-99	.697	122-4.7	6	3	26	171-6.6
1995-96	26-23	110-195	.564	0-0	.000	84-126	.667	173-6.7	13	7	34	304-11.7
1996-97	DNP											
1997-98	28-4	65-131	.496	0-0	.000	55-83	.663	85-3.0	7	1	18	185-6.6
1998-99	29-29	139-283	.491	0-0	.000	112-157	.713	200-6.9	15	6	31	390-13.4
TOTAL	109-63	365-722	.506	0-0	.000	320-465	.688	580-5.3	41	17	109	1,050-9.6

22. Cassandra Wimes (1994-96; 1997-99) — 1,034

SEASON	GP-GS	FG-FGA	PCT	3PM-3PA	PCT	FTM-FTA	PCT	REB-AVG	AST	BLK	STL	PTS-AVG
1994-95	26-7	51-113	.451	0-0	.000	69-99	.697	122-4.7	6	3	26	171-6.6
1995-96	26-23	110-195	.564	0-0	.000	84-126	.667	173-6.7	13	7	34	304-11.7
1996-97	DNP											
1997-98	24-13	82-202	.406	21-62	.339	37-47	.787	67-2.8	23	5	36	222-9.3
1998-99	29-29	128-336	.381	23-80	.288	58-82	.707	106-3.7	51	8	47	337-11.6
TOTAL	105-72	371-846	.439	44-142	.310	248-354	.701	468-4.5	93	23	143	1,034-9.8

23. Meghan Saake (1999-03) — 1,030

SEASON	GP-GS	FG-FGA	PCT	3PM-3PA	PCT	FTM-FTA	PCT	REB-AVG	AST	BLK	STL	PTS-AVG
1999-00	29-29	85-250	.340	2-19	.105	22-55	.400	115-4.0	71	18	49	194-6.7
2000-01	27-27	62-186	.343	5-28	.179	44-70	.618	120-4.5	99	16	74	173-6.6
2001-02	31-31	139-348	.401	30-94	.322	38-50	.760	152-4.9	125	25	121	346-11.2
2002-03	31-31	118-299	.395	30-94	.319	51-67	.761	120-3.9	108	36	114	317-10.2
TOTAL	118-118	404-1083	.373	67-243	.275	160-242	.661	507-4.3	403	95	358	1,030-8.7

24. Renee Taylor (2005-07) — 1,025

SEASON	GP-GS	FG-FGA	PCT	3PM-3PA	PCT	FTM-FTA	PCT	REB-AVG	AST	BLK	STL	PTS-AVG
2005-06	30-29	153-387	.298	49-150	.327	112-134	.836	77-2.6	115	0	71	467-15.6
2006-07	30-29	180-468	.385	69-227	.304	129-153	.843	79-2.6	63	1	63	558-18.6
TOTAL	60-58	333-852	.391	118-377	.313	241-287	.840	156-2.6	178	1	134	1,025-17.1

ALL-TIME RESULTS

1972-73

Record: 2-6 (1-1 H, 1-3 A, 0-2 N)

Head Coach: Barry Schimer

Date	W/L	Opponent	Score
J9	L	MIAMI-DADE NORTH	37-21
J12	W	at Broward Central	36-26
F8	L	at Miami-Dade South	56-26
F13	W	BROWARD CENTRAL	41-25
F15	L	at Barry College	51-45
F22	L	at Miami-Dade North	47-36
F26	L	vs. Florida Tech*	38-31
F27	L	vs. Florida A&M*	55-47

* - FAIAW State Championship Tournament (Miami, Fla.)

1973-74

Record: 6-3 (2-0 H, 4-1 A, 0-2 N)

Head Coach: Barry Schimer

Date	W/L	Opponent	Score
J30	W	at Broward Central	43-27
F1	W	at Barry College	44-41
F12	W	at Miami-Dade South	48-47
F13	W	at Miami-Dade North	29-23
F18	L	at Miami-Dade North	38-36
F19	W	BARRY COLLEGE	41-33
F21	W	BROWARD CENTRAL	44-28
F26	L	vs. Flagler*	74-38
F27	L	vs. Florida Tech*	41-36

* FAIAW State Championship Tournament (Miami, Fla.)

1974-75

Record: 8-6 (3-0 H, 3-2 A, 2-4 N)

Head Coach: Barry Schimer

Date	W/L	Opponent	Score
NA	W	at Miami-Dade Downtown	65-21
NA	W	MIAMI-DADE DOWNTOWN	58-26
NA	L	at Flagler^	62-49
NA	L	vs. Florida^	58-45
NA	L	vs. Miami-Dade North^	65-49
NA	W	MIAMI-DADE NORTH	44-38
NA	W	at Broward Central	49-19
NA	W	BROWARD CENTRAL	61-26
NA	W	at Miami-Dade South	60-52
NA	L	at Miami-Dade North	54-46
NA	L	vs. Florida*	67-32
NA	W	vs. Florida A&M*	59-38
NA	W	vs. Florida Tech*	53-32
NA	L	vs. Florida State*	59-45

^ Flagler Invitational (St. Augustine, Fla.)

* FAIAW State Championship Tournament (Lake City, Fla.)

1975-76

Record: 7-13 (3-4 H, 2-4 A, 2-5 N)

Head Coach: Shula Feuer

Date	W/L	Opponent	Score
J3	L	MARYMACK (MO)	63-53
J14	W	HOMESTEAD AFB	100-20
J17	L	FLORIDA TECH	60-57
J20	L	at Miami-Dade South	49-40
J22	W	at Miami-Dade Downtown	74-54
J27	L	MIAMI-DADE NORTH	80-58
J29	W	FIU	56-38
F2	L	at Broward Central	69-65
F3	W	MIAMI-DADE DOWNTOWN	71-38
F6	W	vs. USF^	59-52
F7	L	vs. Miami-Dade South^	62-60
F7	W	vs. Florida Tech^	60-55
F9	L	at Florida	103-53
F11	L	at Miami-Dade North	64-49
F17	L	FIU	57-50
F20	L	vs. Florida&	83-41
F21	L	vs. Broward Central&	91-65
F23	W	at Homestead AFB	63-50
F26	L	vs. FIU*	59-57
F27	L	vs. USF*	71-46

^ Flagler Invitational (St. Augustine, Fla.)

& Miami-Dade North CC Invitational (Miami, Fla.)

* FAIAW State Championship Tournament (Lake City, Fla.)

1976-77

Record: 9-11 (8-3 H, 1-6 A, 0-2 N)

Head Coach: Shula Feuer

Date	W/L	Opponent	Score
J9	W	MANHATTANVILLE	48-46
J13	W	at Miami-Dade Downtown	75-56
J24	L	at Miami-Dade North	106-69
J26	W	MIAMI-DADE SOUTH	42-39
J28	L	at USF	59-46
J29	L	at Tampa	50-45
F1	L	at FIU	57-49
F4	L	at Broward Central	69-59
F6	W	STETSON	74-59
F7	L	at Miami-Dade South	56-50
F8	L	FLORIDA	75-28
F10	W	MIAMI-DADE DOWNTOWN	67-45
F14	W	FIU	73-65
F16	W	BROWARD CENTRAL	75-64
F18	L	vs. Broward Central&	72-65
F19	L	vs. FIU&	52-48
F22	W	MIAMI-DADE NORTH	75-68
F24	W	FIU*	64-51
F25	L	FLORIDA*	73-41
F26	L	FIU*	66-58

& Miami-Dade North CC Invitational (Miami, Fla.)

* FAIAW State Championship Tournament (Coral Gables, Fla.)

ALL-TIME RESULTS

1977-78

Record: 8-8 (3-2 H, 3-3 A, 2-3 N)

Head Coach: Isabella Hutchinson

Date	W/L	Opponent	Score
J16	W	at Miami-Dade New World	63-57
J20	W	MIAMI-DADE SOUTH	73-69
J23	W	FIU	71-42
J25	W	at Miami-Dade North	88-34
J27	L	USF	71-65
J28	L	at Florida	84-47
F1	L	at Broward Central	59-47
F7	L	at Miami-Dade South	53-46
F8	W	at FIU	54-50
F13	W	MIA-DADE NEW WORLD	67-41
F17	W	vs. Miami-Dade New World&	54-41
F18	W	vs. FIU&	50-43
F18	L	vs. Miami-Dade South&	69-59
F21	L	BROWARD CENTRAL	70-62
F23	L	vs. Florida*	76-55
F24	L	vs. Florida State*	66-56

& Miami-Dade North CC Invitational (Miami, Fla.)

*FAIAW State Championship Tournament (Tampa, Fla.)

1978-79

Record: 10-13 (5-3 H, 4-5 A, 1-5 N)

Head Coach: Lin Dunn

Date	W/L	Opponent	Score
NA	L	at Broward Central	77-61
NA	L	at Florida State	79-53
NA	L	at Florida A&M	67-37
NA	W	MIAMI-DADE NEW WORLD	52-35
NA	W	at Tampa	56-49
NA	L	at USF	72-33
NA	W	MIAMI-DADE NORTH	74-42
NA	L	vs. UCF^	69-51
NA	L	vs. Stetson^	66-57
NA	L	BROWARD CENTRAL	93-82
NA	W	MIAMI-DADE SOUTH	66-60
NA	L	FLORIDA STATE	74-64
NA	W	FIU	74-44
NA	L	FLORIDA A&M	90-58
NA	L	at Stetson	60-44
NA	W	FIU	86-58
NA	W	at Miami-Dade North	97-61
NA	L	vs. Broward Central&	81-58
NA	W	vs. Miami-Dade New World&	79-54
NA	W	at Miami-Dade North&	86-44
NA	W	at Miami-Dade New World	81-63
NA	L	vs. Florida State*	73-57
NA	L	vs. USF*	85-45

^ Flagler Invitational (St. Augustine, Fla.)

& Miami-Dade North CC Invitational (Miami, Fla.)

*FAIAW State Championship Tournament (Orlando, Fla.)

1979-80

Record: 18-16 (9-7 H, 7-6 A, 2-3 N)

Head Coach: Lin Dunn

Date	W/L	Opponent	Score
N28	W	at Broward Central	101-38
D1	W	MIAMI-DADE NORTH	77-56
D8	W	at Miami-Dade North	90-66
D10	W	at Miami-Dade New World	98-35
D11	W	MIAMI-DADE SOUTH	84-71
D14	L	FLORIDA STATE	82-64
D17	L	ORAL ROBERTS	68-58
D31	L	KANSAS	101-62
J1	L	LAMAR	78-56
J2	L	EDINBORO STATE	70-62
J4	L	ALABAMA	73-61
J6	W	UPPER IOWA	70-39
J7	W	ARMY WEST POINT	73-62
J10	W	MIAMI-DADE NEW WORLD	89-54
J12	L	FLORIDA	80-71
J15	W	FIU	98-41
J18	L	at Florida Southern	71-69
J19	W	at USF	84-72
J22	L	at Florida State	93-74
J26	L	vs. USF^	81-76
J27	W	at Flagler^	74-73
F2	W	USF	72-55
F5	W	FIU	83-35
F8	L	at Stetson	72-50
F9	L	at UCF	57-56
F12	W	BROWARD CENTRAL	104-35
F14	W	vs. Miami-Dade New World&	85-19
F15	W	at Miami-Dade North&	55-52
F16	W	vs. Flagler&	64-62
F18	L	at Florida	77-66
F20	L	vs. Florida*	81-66
F21	W	at USF*	84-77
F22	L	vs. Florida State*	72-61
F28	L	at Miami-Dade South	60-57

^ Flagler Invitational (St. Augustine, Fla.)

& Miami-Dade North CC Invitational (Miami, Fla.)

*FAIAW State Championship Tournament (Tampa, Fla.)

1980-81

Record: 24-15 (17-6 H, 4-7 A, 3-2 N)

Head Coach: Lin Dunn

Date	W/L	Opponent	Score
N17	W	BROWARD CENTRAL	87-49
N21	L	at UAB^	79-63
N22	L	vs. South Alabama^	74-51
N24	W	USF	78-60
D2	W	MIAMI-DADE SOUTH	75-51
D6	L	at Florida State	87-73
D7	L	at Florida A&M	72-50
D10	W	MIAMI-DADE NEW WORLD	82-55
D15	W	GEORGIA TECH	86-80
D28	W	WEST VIRGINIA\$	(OT) 89-87
D29	L	JACKSON STATE\$	71-45
D30	W	MIDDLE TENNESSEE\$	80-74
J1	W	WEST KENTUCKY%	76-65
J2	L	DRAKE%	101-63
J4	L	ST. JOSEPH'S%	73-52
J5	L	AUBURN	78-72
J9	W	at USF	59-41

ALL-TIME RESULTS

J10	L	at Florida	84-55
J16	L	at NC State	97-50
J17	L	vs. North Carolina+	75-61
J20	W	BETHUNE-COOKMAN (forfeit)	2-0
J22	W	MIAMI-DADE NORTH	80-60
J23	L	UAB	83-71
J27	W	FIU	109-56
J31	L	FLORIDA STATE	62-55
F3	L	at Miami-Dade South	63-60
F6	W	UCF	86-75
F7	W	FLORIDA	75-64
F10	W	at Miami-Dade New World	72-57
F13	W	at Broward Central	69-50
F14	W	STETSON	70-58
F15	W	DAYTON	62-58
F20	W	FLORIDA A&M	79-47
F21	W	FIU	84-56
F23	W	at Miami-Dade North	58-48
F26	W	vs. USF&	69-47
F27	W	vs. Florida State&	79-70
F28	W	vs. Florida&	65-59
M5	L	at Southern Miss@	80-75

* UAB Invitational (Birmingham, Ala.)

\$ Hurricane Christmas Classic (Coral Gables, Fla.)

% Hurricane New Year's Classic (Coral Gables, Fla.)

+ at North Carolina State (Raleigh, N.C.)

& FAIAW State Championship Tournament (Daytona Beach, Fla.)

@ AIAW Region III Championships (Hattiesburg, Miss.)

1981-82

Record: 19-10 (11-3 H, 5-4 A, 3-3 N)

Head Coach: Lin Dunn

Date	W/L	Opponent	Score
N23	W	USF	87-52
N27	W	at Florida Memorial	75-47
D5	W	FLORIDA	87-85
D12	L	FLORIDA STATE	77-74
D15	W	vs. UCF#	66-63
D17	W	vs. Carson-Newman#	88-73
D19	L	vs. Clemson#	74-59
D29	L	GEORGIA STATE\$	63-60
D30	W	MERCER\$	68-67
J2	W	EAST CAROLINA*	60-56
J4	W	AUSTIN PEAY*	74-52
J5	L	EAST TENNESSEE*	70-44
J9	W	HOUSTON	64-47
J11	W	at FIU	78-59
J15	W	at Stetson	95-65
J16	W	at USF	60-48
J20	L	at Florida	80-73
J26	W	FIU	69-66
J28	W	FLORIDA MEMORIAL	100-54
J30	W	TAMPA	81-33
F1	W	FLORIDA A&M	66-62
F6	W	STETSON	75-67
F13	L	at Florida State	66-52
F15	L	at Florida A&M	69-64
F20	L	at Georgia	91-51
F22	W	at Georgia State	72-66
M4	W	vs. Stetson&	75-60
M5	L	vs. Florida State&	84-80
M7	L	vs. Delta State@	81-66

South Florida Invitational (Tampa, Fla.)

\$ Hurricane Christmas Classic (Coral Gables, Fla.)

* Hurricane New Year's Classic (Coral Gables, Fla.)

& FAIAW State Championship Tournament (Daytona Beach, Fla.)

@ AIAW Region III Championships (Tallahassee, Fla.)

1982-83

Record: 14-13 (8-5 H, 3-6 A, 3-2 N)

Head Coach: Lin Dunn

Date	W/L	Opponent	Score
N19	W	FLORIDA MEMORIAL	88-40
D4	L	at FIU	89-73
D11	W	at USF	75-63
D14	W	LAWRENCE	74-34
D15	L	vs. UT Martin@	85-81
D17	L	vs. Ohio State#	91-63
D18	W	vs. Tampa#	77-68
D19	L	vs. Georgia State#	83-69
D28	L	FAIRFIELD\$	76-71
D30	L	NEBRASKA\$	76-74
D31	W	PITTSBURGH\$	(2OT) 79-75
J2	W	MILLIKIN%	66-62
J3	W	ROBERT MORRIS%	56-45
J4	W	WESTERN ILLINOIS%	80-63
J7	W	vs. Georgia State*	71-66
J8	W	vs. Wake Forest*	81-65
J14	W	at Stetson	77-64
J17	W	at Florida Memorial	89-71
J22	L	at Florida A&M	65-58
J24	L	at UCF	70-60
J28	W	RICE	87-57
F5	W	STETSON	83-61
F12	L	at USF	64-63
F14	L	at Florida	78-64
F18	L	FLORIDA A&M	(OT) 80-78
F28	L	SOUTH CAROLINA	66-56
M2	L	FIU	63-53

@ at Stetson (DeLand, Fla.)

South Florida Invitational (Tampa, Fla.)

\$ Hurricane Christmas Classic (Coral Gables, Fla.)

% Hurricane New Year's Classic (Coral Gables, Fla.)

* Stetson Hatter Classic (DeLand, Fla.)

1983-84

Record: 19-12 (11-3 H, 6-5 A, 2-4 N)

Head Coach: Lin Dunn

Date	W/L	Opponent	Score
N18	W	FLORIDA MEMORIAL	76-56
N25	L	vs. North Carolina#	77-65
N26	L	at NC State	60-54
D2	W	LAMAR	71-62
D3	L	SOUTH CAROLINA STATE	73-69
D7	W	USF	81-64
D11	L	at Florida	78-58
D17	W	TAMPA	82-57
D28	L	PROVIDENCE\$	70-60
D29	W	AUGUSTANA\$	77-50
D31	W	TOLEDO\$	88-77
J1	W	NORTH DAKOTA STATE\$	64-61
J2	W	WEST KENTUCKY\$	65-58
J4	W	MEMPHIS STATE\$	76-73
J6	W	vs. SW Louisiana%	84-78

ALL-TIME RESULTS

J7	W	at Stetson%	89-54
J13	L	at Florida State^	76-64
J14	L	vs. Temple^	87-69
J20	W	at USF	88-68
J24	W	FIU	82-64
J28	W	STETSON	79-52
F2	L	at St. John's	79-69
F4	W	at Rutgers	63-58
F6	L	FLORIDA	55-53
F10	W	at Tampa	73-64
F11	W	at Stetson	80-62
F14	W	at Florida Memorial	75-43
F22	L	vs. Idaho*	68-66
F24	L	vs. Georgia State*	88-79
F26	W	vs. Pepperdine*	67-43
M3	L	at FIU	(20T) 83-81

at North Carolina State (Raleigh, N.C.)

\$ Miami Masonic Classic (Coral Gables, Fla.)

% Stetson Hatter Classic (DeLand, Fla.)

* Florida State Invitational (Tallahassee, Fla.)

* Alaska Northern Lights Invitational (Anchorage, Alaska)

1984-85

Record: 21-7 (16-1 H, 4-4 A, 1-2 N)

Head Coach: Lin Dunn

Date	W/L	Opponent	Score
N23	L	vs. Arkansas#	79-58
N24	L	vs. Eastern Kentucky#	81-74
N26	W	vs. New Orleans\$	77-57
N27	L	at Memphis State\$	91-74
D7	W	at USF	68-62
D15	W	FLORIDA STATE	79-65
D20	W	DARTMOUTH	62-52
D27	W	CLEVELAND STATE%	95-48
D28	W	ST. JOHN'S%	73-59
D30	W	MICHIGAN STATE%	78-68
D31	W	PURDUE%	69-64
J2	W	ST. JOSEPH'S^	68-65
J4	W	MURRAY STATE^	73-62
J5	W	MISSOURI^	82-81
J8	W	FORDHAM	92-73
J11	W	LAMAR	89-54
J14	L	at Florida	85-68
J16	L	LOUISIANA STATE	67-62
J21	W	at Stetson	68-58
J25	W	USF	91-65
F7	L	at FIU	73-72
F9	W	at Texas A&M	75-62
F11	L	at Houston	83-68
F16	W	STETSON	77-46
F18	W	FLORIDA	68-53
F25	W	at Florida State	74-67
F26	W	EVANSVILLE	61-60
M4	W	FIU	81-73

Sunshine State Classic (Orlando, Fla.)

\$ Memphis Classic (Memphis, Tenn.)

% Women's Court Christmas Classic (Coral Gables, Fla.)

^ Women's Court New Year's Classic (Coral Gables, Fla.)

1985-86

Record: 9-18 (6-7 H, 1-8 A, 2-3 N)

Head Coach: Lin Dunn

Date	W/L	Opponent	Score
N29	L	vs. Iowa*	83-63
N30	W	vs. Baylor*	64-55
D4	W	UCF	62-61
D6	L	GRAMBLING STATE	81-75
D13	W	vs. BYU#	78-74
D14	L	at Illinois#	73-47
D17	W	MERCER	71-57
D19	L	EAST CAROLINA	58-43
D29	W	SAN DIEGO STATE@	88-51
D30	L	NE LOUISIANA@	88-62
D31	L	MISSISSIPPI@	79-61
J3	L	FAIRFIELD%	71-68
J4	W	DAYTON%	76-62
J5	L	NOTRE DAME%	59-53
J10	L	vs. Louisiana State\$	94-54
J11	L	vs. Rhode Island\$	66-65
J13	L	at Old Dominion	86-64
J15	L	at Florida	79-58
J25	L	at Louisiana Tech	81-40
J27	L	at Auburn	92-46
F8	L	at Kentucky	108-53
F10	L	at Iowa	75-46
F15	W	at USF	82-59
F17	L	at #1 Texas	112-43
F24	W	FLORIDA	70-45
M1	W	USF	53-48
M4	L	FIU	81-52

* Louisiana State Classic (Baton Rouge, La.)

Illini Classic (Champaign, Ill.)

@ Orange Bowl/Burger King Invitational (Coral Gables, Fla.)

% Burger King Classic (Coral Gables, Fla.)

\$ Lady Pirate Classic (Greenville, N.C.)

1986-87

Record: 15-15 (9-6 H, 3-4 A, 3-5 N)

Head Coach: Lin Dunn

Date	W/L	Opponent	Score
N28	W	vs. Monmouth*	82-73
N29	L	vs. Purdue*	69-68
D4	W	GRAMBLING STATE	67-65
D6	L	KENTUCKY	71-55
D13	L	at Florida	81-73
D15	L	FLORIDA STATE	75-74
D19	L	at Michigan State#	63-52
D20	L	vs. BYU#	82-80
D22	W	MINNESOTA	77-64
D27	L	OHIO STATE@	79-75
D28	W	TEMPLE@	77-70
D29	L	NORTH CAROLINA@	89-71
J2	W	vs. Holy Cross%	83-76
J3	L	vs. Auburn%	98-55
J4	L	vs. Maryland%	84-64
J14	W	UMES	82-61
J17	L	at USF	84-62
J21	W	STETSON	77-65
J29	W	at Florida State	80-73
F7	W	at Notre Dame	62-61
F9	L	at Northern Illinois	77-72
F14	W	USF	80-61

ALL-TIME RESULTS

F18	L	FIU	78-71
F22	W	FLORIDA	78-66
F27	L	vs. Mississippi State\$	81-67
F28	W	vs. Gonzaga\$	79-52
M1	W	at Alaska-Anchorage\$	71-62
M5	L	LOUISIANA TECH	76-58
M7	W	TULANE	76-72
M9	W	FLORIDA ATLANTIC	59-43

* FIU Thanksgiving Classic (Miami, Fla.)

Michigan State Christmas Tournament (East Lansing, Mich.)

@ Burger King/Orange Bowl Invitational (Coral Gables, Fla.)

% Miami Burger King Classic (Miami, Fla.)

\$ Northern Lights Invitational (Anchorage, Alaska)

1987-88

Record: 14-13 (7-6 H, 5-7 A, 2-0 N)

Head Coach: Ken Patrick

Date	W/L	Opponent	Score
N27	W	vs. Howard#	81-58
N28	L	at Minnesota#	76-72
D1	W	BETHUNE-COOKMAN	90-55
D12	W	at Florida	69-68
D19	W	FLORIDA	84-75
D21	W	vs. Mercer+	93-62
D28	L	VIRGINIA%	78-69
D29	L	AUBURN%	96-48
D30	L	ILLINOIS%	85-83
J7	L	NOTRE DAME	83-68
J9	L	OLD DOMINION	93-79
J11	W	FLORIDA A&M	104-86
J13	L	at Maine	76-56
J20	W	at UCF	93-82
J27	L	at Arizona	78-71
J28	L	at Arizona State	78-74
J31	W	USF	82-71
F4	L	at Florida A&M	89-88
F6	W	NORTHERN ILLINOIS	88-80
F8	W	at Stetson	67-63
F13	L	FIU	79-69
F15	W	FLORIDA ATLANTIC	87-66
F20	L	at Bethune-Cookman	80-72
F23	L	at FIU	79-70
F25	W	UCF	103-87
F29	W	at North Carolina	75-69
M6	W	at USF	76-60

Minnesota Dial Classic (Minneapolis, Minn.)

+ at Coral Springs, Fla.

% Burger King/Orange Bowl Invitational (Coral Gables, Fla.)

1988-89

Record: 21-8 (11-1 H, 7-7 A, 3-0 N)

Head Coach: Ferne Labati

Date	W/L	Opponent	Score
N25	W	vs. SW Missouri State*	90-71
N26	W	vs. Florida State*	96-85
D2	L	at Houston#	(OT) 81-76
D3	W	vs. Northwestern State#	92-89
D6	W	at Bethune-Cookman	77-65
D11	W	FLORIDA STATE	88-79
D19	W	FLORIDA A&M	103-64
D29	W	OKLAHOMA\$	69-66

D30	L	SYRACUSE\$	78-62
J4	L	at Purdue	79-65
J8	W	at Detroit	74-61
J9	W	at Toledo	66-52
J11	W	at Louisville	59-58
J14	W	USF	77-74
J16	L	at Florida	75-61
J21	W	at Florida A&M	73-66
J24	W	FLORIDA%	75-67
J28	L	at Rutgers	97-64
J31	W	FIU	83-76
F2	W	at Mercer	75-47
F4	L	at Auburn	73-44
F6	W	BARRY	85-36
F11	W	UCF	94-69
F13	W	STETSON	69-63
F18	W	FLORIDA ATLANTIC	94-77
F22	W	BETHUNE-COOKMAN	72-55
F24	W	at FIU	100-85
M4	L	at USF	85-82
M15	L	at Oklahoma State!	93-69

* - Lady Sunshine Tournament (Tallahassee, Fla.)

Lady Cougar Classic (Houston, Texas)

\$ Burger King/Pepsi Classic (Coral Gables, Fla.)

% at Miami Arena (Miami, Fla.)

! NCAA Tournament (Stillwater, Okla.)

1989-90

Record: 25-6 (13-1 H, 8-1 A, 4-4 N)

Head Coach: Ferne Labati

Date	W/L	Opponent	Score
N29	W	FLORIDA	76-61
D1	W	NIAGARA\$	88-52
D2	W	ARIZONA\$	85-65
D6	W	at Florida A&M	77-70
D8	W	vs. Temple%	79-73
D9	L	vs. Kentucky%	80-71
D16	W	ILLINOIS-CHICAGO	70-41
D27	W	CLEVELAND STATE*	81-53
D28	W	MICHIGAN*	72-64
D29	L	WASHINGTON*	85-68
J3	W	vs. Dist. of Columbia@	79-47
J4	W	vs. James Madison@	72-53
J5	L	vs. Stephen F. Austin@	69-62
J9	W	at Massachusetts	76-58
J11	W	at Boston University	87-69
J13	W	at Stetson	88-69
J16	W	at Florida	85-73
J18	W	at USF	89-72
J22	W	FLORIDA A&M	90-56
J25	W	at Bethune-Cookman	76-26
F1	W	FIU	71-64
F5	W	BETHUNE-COOKMAN	76-43
F9	W	UMKC	70-58
F10	W	UCF	96-74
F17	L	at Florida State	95-66
F19	W	MERCER	84-62
F23	W	at FIU	94-76
M3	W	USF	72-59
M22	W	vs. Illinois State!	85-83
M23	L	vs. Kentucky!	80-68
M24	L	vs. Charlotte!	82-80

\$ Hurricane Tip-Off Classic (Coral Gables, Fla.)

ALL-TIME RESULTS

% Felpausch/MSU Holiday Classic (East Lansing, Mich.)
 * Burger King Classic (Coral Gables, Fla.)
 @ FIU Sun and Fun Classic (Miami, Fla.)
 ! National Women's Invitational Tour. (WNIT) (Amarillo, Texas)

1990-91

Record: 20-10 (9-6 H, 5-4 A, 6-0 N)

NSWAC: 9-3 (Tournament Champs)

Head Coach: Ferne Labati

Date	W/L	Opponent	Score
N23	W	at Western Michigan	94-72
N25	L	at Purdue	86-56
D4	W	at Georgia State*	85-60
D8	L	RUTGERS	67-57
D14	W	TEXAS SOUTHERN	73-65
D15	L	TOLEDO	59-58
D19	L	FLORIDA STATE	76-62
D27	W	SYRACUSE#	68-53
D28	L	KANSAS#	76-48
D29	L	MICHIGAN STATE#	79-73
J2	W	vs. Oklahoma State%	74-71
J3	W	vs. Mississippi%	66-64
J4	W	vs. Murray State%	82-60
J9	L	at UMKC	53-44
J12	W	STETSON*	112-74
J17	L	at Florida A&M*	73-65
J19	W	at Georgia Southern*	86-79
J24	W	GEORGIA STATE*	68-49
J26	L	MERCER*	(OT) 86-83
J31	W	GEORGIA SOUTHERN*	89-66
F2	W	FLORIDA A&M*	78-71
F5	W	at FIU*	74-64
F9	W	HOWARD	78-58
F14	L	at Mercer*	80-71
F16	W	PORTLAND STATE	84-63
F20	W	at Stetson*	77-63
M2	W	FIU*	79-54
M7	W	vs. Stetson!	98-77
M8	W	vs. FIU!	75-55
M9	W	vs. Florida A&M!	73-44

* New South Women's Athletic Conference game
 ! NSWAC Tournament
 # Pepsi/Church's Holiday Classic (Coral Gables, Fla.)
 % Florida International Sun and Fun Classic (Miami, Fla.)

1991-92

Record: 30-2 (17-0 H, 11-1 A, 2-1 N)

BIG EAST: 18-0 (Regular Season & Tournament Champs)

Head Coach: Ferne Labati

Date	W/L	Opponent	Score
N23	L	at Florida State	(OT) 71-69
D1	W	FLORIDA	95-75
D8	W	at Rutgers	72-53
D13	W	TEXAS SOUTHERN	85-48
D19	W	No. 10 PURDUE	65-63
D22	W	HARVARD	87-62
D28	W	Cleveland State#	91-59
D29	W	FIU#	78-53
D30	W	Georgia Tech#	78-63
J3	W	at Boston College*	78-59
J5	W	at Seton Hall*	76-54

J8	W	GEORGETOWN*	89-51
J11	W	at Pittsburgh*	73-54
J13	W	at Providence*	87-83
J17	W	No. 22 CONNECTICUT*	70-66
J21	W	SYRACUSE*	74-52
J23	W	at St. John's*	58-57
J26	W	at Villanova*	75-50
F1	W	BOSTON COLLEGE*	79-60
F5	W	SETON HALL*	68-46
F8	W	at Georgetown*	83-76
F11	W	PITTSBURGH*	79-64
F16	W	PROVIDENCE*	95-69
F21	W	at Connecticut*	75-59
F23	W	at Syracuse*	79-66
F26	W	ST. JOHN'S*	85-63
M1	W	VILLANOVA*	84-67
M7	W	vs. Seton Hall&	76-62
M8	W	vs. Providence&	82-70
M9	W	at Connecticut&	56-47
M21	W	NORTH CAROLINA*	86-72
M26	L	vs. Vanderbilt*	77-67

* BIG EAST Conference game
 # Pepsi/Church's Holiday Classic (Coral Gables, Fla.)
 & BIG EAST Tournament (Storrs, Conn.)
 ! NCAA Tournament (Coral Gables, Fla.)
 !! NCAA Tournament (Charlottesville, Va.)

1992-93

Record: 24-7 (13-3 H, 8-4 A, 2-0 N)

BIG EAST: 15-3 (Co-Regular Season & Tournament Champs)

Head Coach: Ferne Labati

Date	W/L	Opponent	Score
D6	W	FLORIDA ATLANTIC	94-37
D13	W	at FIU	80-58
D18	W	TEXAS SOUTHERN	98-41
D19	L	FLORIDA STATE	64-61
D28	W	BUCKNELL*	74-54
D29	W	APPALACHIAN STATE*	80-63
D30	L	TEXAS TECH*	(OT) 75-74
J3	L	at Seton Hall*	73-59
J5	W	at Providence*	64-52
J9	W	GEORGETOWN*	62-55
J15	W	at Connecticut*	69-66
J17	W	at Syracuse*	65-53
J21	W	VILLANOVA*	64-53
J24	L	ST. JOHN'S*	65-59
J29	W	at Pittsburgh*	55-50
J31	W	at Boston College*	80-67
F3	W	SYRACUSE*	60-40
F6	W	PROVIDENCE*	85-65
F9	L	at Georgetown*	(3OT) 90-88
F11	L	at Maryland	67-57
F14	W	CONNECTICUT*	69-51
F16	W	BOSTON COLLEGE*	84-55
F20	W	at Villanova*	57-52
F22	W	at St. John's*	84-68
F27	W	SETON HALL*	72-60
M1	W	PITTSBURGH*	77-65
M6	W	vs. St. John's&	84-61
M7	W	vs. Villanova&	67-49
M8	W	at Providence&	76-55
M17	W	ST. PETER'S!	61-44
M20	L	at Western Kentucky!!	78-63

ALL-TIME RESULTS

* BIG EAST Conference game
 * Church's Holiday Classic (Coral Gables, Fla.)
 & BIG EAST Tournament (Providence, R.I.)
 ! NCAA Tournament (Coral Gables, Fla.)
 !! NCAA Tournament (Bowling Green, Ky.)

1993-94

Record: 10-17 (7-5 H, 2-8 A, 1-4 N)

BIG EAST: 7-11 (T-6th)

Head Coach: Ferne Labati

Date	W/L	Opponent	Score
N27	L	vs. Wake Forest!	74-65
N28	L	vs. South Carolina!	71-68
D3	W	vs. Dayton%	67-53
D4	L	vs. Rhode Island%	56-54
D11	W	GEORGETOWN*	67-59
D18	W	VALPARAISO	77-59
D28	W	FLORIDA ATLANTIC+	90-69
D30	L	FIU+	75-56
J3	L	at Providence*	78-62
J6	W	VILLANOVA*	64-40
J9	L	at Pittsburgh*	71-66
J13	L	at Seton Hall*	93-50
J15	W	at St. John's*	(OT) 80-72
J19	W	SYRACUSE*	(2OT) 62-59
J23	L	at Connecticut*	87-46
J25	L	at Boston College*	80-71
J27	L	at Florida	59-50
J30	L	ST. JOHN'S*	68-67
F2	L	PITTSBURGH*	59-53
F6	W	at Villanova*	64-60
F10	L	SETON HALL*	82-46
F13	L	CONNECTICUT*	60-48
F17	L	at Georgetown*	81-60
F20	L	at Syracuse*	58-41
F23	W	PROVIDENCE*	65-63
F26	W	BOSTON COLLEGE*	75-72
M5	L	vs. Pittsburgh&	70-60

* BIG EAST Conference game
 ! Old Dominion/Dial Classic (Norfolk, Va.)
 % Florida State/Dial Classic (Tallahassee, Fla.)
 + Church's Holiday Classic (Coral Gables, Fla.)
 & BIG EAST Tournament (Storrs, Conn.)

1994-95

Record: 11-16 (6-7 H, 5-7 A, 0-2 N)

BIG EAST: 8-10 (6th)

Head Coach: Ferne Labati

Date	W/L	Opponent	Score
N27	W	FAIRFIELD	81-71
N29	W	at Florida Atlantic	90-81
D2	L	vs. Florida*	84-63
D3	L	vs. USF*	74-65
D6	L	at FIU	77-62
D17	W	LIU-BROOKLYN	74-59
D22	L	at Seton Hall*	72-44
D28	L	GRAMBLING STATE!	98-75
D29	L	AUBURN!	73-43
J2	W	BOSTON COLLEGE*	80-45
J4	L	at Villanova*	64-51
J7	L	at Pittsburgh*	73-61

J11	W	at Georgetown*	72-66
J14	L	ST. JOHN'S*	73-63
J18	W	at Syracuse*	65-54
J21	W	PROVIDENCE*	80-78
J24	L	No. 1 CONNECTICUT*	92-51
J28	W	at Boston College*	73-67
F1	W	PITTSBURGH*	54-50
F5	L	VILLANOVA*	72-59
F9	L	at #1 Connecticut*	85-48
F11	W	at St. John's*	60-56
F15	L	GEORGETOWN*	65-63
F18	W	SYRACUSE*	67-65
F21	L	SETON HALL*	82-65
F25	L	at Providence*	76-72
M4	L	at Seton Hall&	66-50

* BIG EAST Conference game
 ^ Florida Four Challenge (Tallahassee, Fla.)
 ! Church's Chicken Holiday Classic (Coral Gables, Fla.)
 & BIG EAST Conference Tournament (South Orange, N.J.)

1995-96

Record: 14-13 (10-6 H, 4-6 A, 0-1 N)

BIG EAST: 9-9 (T-1st BE 7)

Head Coach: Ferne Labati

Date	W/L	Opponent	Score
N24	W	MANHATTAN%	74-66
N28	L	at Houston	80-72
D1	W	USF*	73-68
D2	L	FLORIDA*	71-70
D16	W	FIU	71-49
D20	W	SOUTHERN ILLINOIS	70-61
D22	W	at Pittsburgh*	72-44
D28	L	DETROIT!	78-77
D30	W	FLORIDA ATLANTIC!	93-54
J4	L	at Providence*	81-60
J7	L	VILLANOVA*	59-53
J10	L	CONNECTICUT*	79-52
J13	L	at Seton Hall*	69-62
J17	W	RUTGERS*	58-45
J20	L	at Syracuse*	69-60
J22	W	at Boston College*	60-59
J25	W	WEST VIRGINIA*	77-58
J27	L	NOTRE DAME*	67-50
J31	W	PROVIDENCE*	74-73
F3	W	at St. John's*	62-54
F8	W	at West Virginia*	88-69
F10	L	at Villanova*	51-47
F14	L	GEORGETOWN*	71-69
F17	W	SYRACUSE*	84-60
F20	L	at Notre Dame*	86-70
F27	W	SETON HALL*	67-60
M2	L	vs. Pittsburgh&	52-49

* BIG EAST Conference game
 % at Miami Arena (Miami, Fla.)
 ^ Florida Four Challenge (Coral Gables, Fla.)
 ! Church's Chicken Holiday Classic (Coral Gables, Fla.)
 & BIG EAST Tournament (Storrs, Conn.)

ALL-TIME RESULTS

1996-97

Record: 15-14 (8-5 H, 5-8 A, 2-1 N)

BIG EAST: 8-10 (T-2nd BE 7)

Head Coach: Ferne Labati

Date	W/L	Opponent	Score
N22	L	vs. Florida#	65-58
N23	W	at USF#	58-30
N26	W	FLORIDA ATLANTIC	74-53
D1	L	at Old Dominion	94-55
D4	L	at St. John's*	61-44
D8	L	RUTGERS*	57-44
D14	W	at FIU	55-49
D19	W	ORAL ROBERTS	69-49
D27	W	BUTLER!	70-55
D29	L	ALABAMA!	73-43
J2	L	BOSTON COLLEGE*	66-48
J6	L	at Pittsburgh*	64-59
J9	L	CONNECTICUT*	69-51
J12	W	at Providence*	60-56
J15	L	Georgetown*	62-55
J19	W	SETON HALL*	79-67
J22	L	at West Virginia*	75-70
J25	W	ST. JOHN'S*	71-48
J29	L	NOTRE DAME*	72-71
F2	W	VILLANOVA*	71-56
F5	W	at Rutgers*	49-41
F12	W	PITTSBURGH*	89-61
F16	L	at Connecticut*	86-59
F19	L	at Boston College*	67-55
F22	W	at Syracuse*	64-53
F25	W	GEORGETOWN*	62-58
M1	W	vs. Pittsburgh&	64-50
M2	W	vs. Boston College&	63-48
M3	L	at Connecticut&	98-71

* BIG EAST Conference game

Dial Classic (Tampa, Fla.)

! UM Holiday Classic (Coral Gables, Fla.)

& BIG EAST Tournament (Storrs, Conn.)

1997-98

Record: 19-10 (12-1 H, 5-8 A, 2-1 N)

BIG EAST: 13-5 (2nd BE 7)

Head Coach: Ferne Labati

Date	W/L	Opponent	Score
N216	W	FAIRFIELD	87-66
N20	W	USF%	55-52
N21	L	at Florida%	70-51
N25	W	at Florida Atlantic	105-84
D6	W	PROVIDENCE*	97-70
D14	L	FIU	81-60
D20	L	at Oklahoma	67-62
D27	W	DELAWARE STATE#	105-62
D28	W	MAINE#	91-78
D31	W	WEST VIRGINIA*	(OT) 74-72
J3	W	at Seton Hall*	70-66
J6	L	at Syracuse*	87-75
J8	L	at Notre Dame*	75-47
J10	W	BOSTON COLLEGE*	85-79
J14	L	at Villanova*	(OT) 68-67
J17	W	ST. JOHN'S*	72-60
J24	W	PITTSBURGH*	72-55
J28	L	at Rutgers*	77-65
J31	W	at Georgetown*	81-74

F3	W	NOTRE DAME*	77-76
F7	W	SYRACUSE*	58-56
F10	W	at Providence*	90-79
F13	L	at Connecticut*	80-60
F18	W	SETON HALL*	73-66
F21	W	VILLANOVA*	67-64
F24	W	at West Virginia*	90-69
M1	W	vs. Georgetown&	81-66
M2	L	at Rutgers&	81-62
M14	L	vs. Clemson!	60-49

* BIG EAST Conference game

% Dial Classic/Florida Four Challenge (Gainesville, Fla.)

UM Holiday Classic (Coral Gables, Fla.)

& BIG EAST Tournament (Piscataway, N.J.)

! NCAA Tournament (Ruston, La.)

1998-99

Record: 15-14 (10-4 H, 4-10 A, 1-0 N)

BIG EAST: 9-9 (T-6th)

Head Coach: Ferne Labati

Date	W/L	Opponent	Score
N18	W	at FIU	67-65
N22	L	at Tulane	63-56
N24	L	at Florida	85-69
D1	W	COPPIN STATE	97-68
D5	W	BOSTON COLLEGE*	65-57
D8	W	SYRACUSE*	68-52
D12	W	HAMPTON	84-52
D16	W	FLORIDA ATLANTIC	91-57
D19	W	OKLAHOMA	62-60
D30	L	at St. John's*	(OT) 76-72
J2	W	PITTSBURGH*	75-60
J5	L	at Rutgers*	68-54
J7	L	WESTERN KENTUCKY	75-61
J10	L	at Pittsburgh*	63-61
J13	W	PROVIDENCE*	85-63
J16	W	No. 21 Boston College*	66-53
J20	L	at Connecticut*	89-55
J23	L	at Villanova*	56-54
J26	L	GEORGETOWN*	69-51
F3	W	WEST VIRGINIA*	98-73
F6	L	CONNECTICUT*	88-66
F10	L	RUTGERS*	66-57
F13	W	at Georgetown*	81-62
F17	W	at Seton Hall*	66-52
F20	W	ST. JOHN'S*	83-51
F23	L	at Notre Dame*	89-62
F27	W	vs. West Virginia&	86-69
F28	L	at Rutgers&	79-53
M12	L	at Rice!	65-58

* BIG EAST Conference game

& BIG EAST Conference Tournament (Piscataway, N.J.)

! WNIT (Houston, Texas)

1999-00

Record: 14-15 (9-8 H, 4-6 A, 1-1 N)

BIG EAST: 7-9 (T-6th)

Head Coach: Ferne Labati

Date	W/L	Opponent	Score
N21	W	FURMAN	88-46
N24	W	EASTERN KENTUCKY	83-66
N28	L	TULANE	75-66

ALL-TIME RESULTS

D1	L	FLORIDA	85-77
D4	W	FIU	76-61
D11	W	at Florida Atlantic	89-73
D19	L	NC STATE#	80-60
D28	W	BROWN@	79-62
D29	L	SMU@	76-55
J2	W	TEMPLE	64-44
J5	L	at Rutgers*	65-45
J8	W	at St. John's*	68-47
J11	L	at Western Kentucky	75-68
J15	W	SETON HALL*	64-60
J19	L	GEORGETOWN*	63-61
J22	L	NOTRE DAME*	76-54
J26	L	at Villanova*	44-34
J29	L	CONNECTICUT*	84-36
F2	L	BOSTON COLLEGE*	66-55
F5	W	at West Virginia*	70-50
F8	L	at Connecticut*	93-46
F12	W	at Providence*	71-66
F15	W	WEST VIRGINIA*	77-55
F19	L	at Georgetown*	66-61
F22	L	at Notre Dame*	83-68
F26	W	SYRACUSE*	66-64
F29	W	PITTSBURGH*	80-60
M4	W	vs. Seton Hall&	69-42
M5	L	vs. Notre Dame&	67-52

* BIG EAST Conference game

Orange Bowl Classic (Miami, Fla.)

@ Hurricane Holiday Classic (Coral Gables, Fla.)

& BIG EAST Tournament (Storrs, Conn.)

2000-01

Record: 13-15 (11-6 H, 2-8 A, 0-1 N)

BIG EAST: 6-10 (T-8th)

Head Coach: Ferne Labati

Date	W/L	Opponent	Score
N20	W	FLORIDA ATLANTIC	87-50
N24	L	at Northwestern	56-48
D2	W	ST. BONAVENTURE	71-51
D5	L	CONNECTICUT*	77-53
D9	L	at FIU	78-48
D16	W	USF	73-51
D19	W	KENTUCKY	74-59
D22	L	FAIRFIELD	67-55
D28	W	NEW HAMPSHIRE@	70-61
D29	W	WESTERN MICHIGAN@	64-51
J2	W	RADFORD	83-48
J7	L	at Virginia Tech*	64-51
J10	W	at Boston College*	65-59
J13	W	at St. John's*	67-51
J17	L	PROVIDENCE*	77-60
J21	L	WESTERN KENTUCKY	(OT) 82-75
J23	L	at Connecticut*	81-45
J27	L	RUTGERS*	39-37
J30	L	at Pittsburgh*	84-74
F3	W	GEORGETOWN*	52-46
F7	W	WEST VIRGINIA*	84-68
F10	L	at Seton Hall*	69-61
F14	W	ST. JOHN'S*	80-43
F17	W	PITTSBURGH*	96-69
F20	L	at Notre Dame*	81-54
F24	L	at Syracuse*	62-61
F27	L	VILLANOVA*	60-59

M3	L	vs. Boston College&	62-49
* BIG EAST Conference game			
@ Hurricane Holiday Classic (Coral Gables, Fla.)			
& BIG EAST Tournament (Storrs, Conn.)			

2001-02

Record: 19-12 (12-3 H, 5-8 A, 2-1 N)

BIG EAST: 10-6 (5th)

Head Coach: Ferne Labati

Date	W/L	Opponent	Score
N18	W	IONA	71-52
N21	W	NORTHWESTERN	86-69
N23	W	IUPUI	72-58
N27	L	at USF	76-68
D1	L	at Kentucky	60-57
D4	W	WEST VIRGINIA*	69-53
D9	W	vs. No. 17 Texas#	57-55
D15	W	at Florida Atlantic	92-77
D27	W	LEHIGH@	76-49
D28	W	YALE@	75-46
D30	L	MINNESOTA	80-65
J2	L	NOTRE DAME*	69-65
J5	W	at Rutgers*	67-53
J8	L	at West Virginia*	57-52
J12	L	at No. 1 Connecticut*	96-50
J16	W	SYRACUSE*	(OT) 75-71
J19	W	SETON HALL*	56-54
J23	W	at St. John's	68-51
J26	W	RUTGERS*	65-55
J29	L	at Villanova*	80-52
F2	W	PITTSBURGH*	77-61
F5	L	at Virginia Tech*	72-60
F13	W	at Georgetown*	64-56
F16	L	FIU	71-65
F20	W	No. 24 VIRGINIA TECH*	55-53
F23	L	at Providence*	69-64
F26	W	No. 18 BOSTON COLLEGE*	60-57
M2	W	vs. Georgetown&	69-52
M3	L	vs. Villanova&	68-49
M13	W	at Georgia Tech!	73-64
M16	L	at Houston!!	83-76

* BIG EAST Conference game

Orange Bowl Fab Four Classic (Miami, Fla.)

@ Hurricane Holiday Classic (Coral Gables, Fla.)

& BIG EAST Tournament (Piscataway, N.J.)

! WNIT (Atlanta, Ga.)

!! WNIT (Houston, Texas)

2002-03

Record: 18-13 (11-4 H, 5-7 A, 2-2 N)

BIG EAST: 8-8 (7th)

Head Coach: Ferne Labati

Date	W/L	Opponent	Score
N22	W	USF	60-49
N25	W	MORRIS BROWN	111-44
N29	W	vs. Quinnipiac#	87-56
N30	L	at Green Bay#	83-72
D2	L	at Florida	76-67
D14	L	at FIU	81-70
D16	W	FLORIDA ATLANTIC	86-61
D19	W	TEXAS A&M	84-58

ALL-TIME RESULTS

D21	W	EASTERN MICHIGAN	85-66
D28	W	WILLIAM & MARY@	85-57
D29	W	MARYLAND@	97-66
J4	W	at Georgetown*	60-57
J8	W	at Syracuse*	85-68
J11	W	at No. 16 Notre Dame*	80-70
J15	L	No. 24 BOSTON COLLEGE*	79-61
J22	W	at Pittsburgh*	79-76
J25	L	SYRACUSE*	62-59
J28	W	VIRGINIA TECH*	(OT) 67-66
F1	L	No. 20 VILLANOVA*	61-55
F4	L	at Rutgers*	65-56
F8	W	ST. JOHN'S*	69-54
F15	L	at West Virginia*	100-84
F19	L	No. 1 CONNECTICUT*	81-60
F22	W	PROVIDENCE*	77-64
F26	L	at Seton Hall*	(OT) 78-71
M1	L	at No. 23 Boston College*	84-77
M4	W	GEORGETOWN*	73-71
M8	W	vs. Syracuse&	77-64
M9	W	at No. 18 Rutgers&	77-74
M10	L	vs. No. 18 Villanova&	65-59
M22	L	vs. New Mexico!	(OT) 91-85

* BIG EAST Conference game

Wisconsin-Green Bay Tournament (Green Bay, Wis.)

@ Hurricane Holiday Classic (Coral Gables, Fla.)

& BIG EAST Tournament (Piscataway, N.J.)

! NCAA Tournament (Albuquerque, N.M.)

Beginning Jan. 15, 2003, all home games played at BankUnited Center (name changed to Watsco Center prior to 2016-17)

2003-04

Record: 22-7 (12-2 H, 7-3 A, 3-2 N)

BIG EAST: 11-5 (T-4th)

Head Coach: Ferne Labati

Date	W/L	Opponent	Score
N22	W	at Morehead State#	93-54
N23	W	vs. Eastern Kentucky#	90-81
N25	W	at USF	62-55
N28	W	vs. Weber State\$	82-60
N29	W	vs. Bradley\$	70-52
D2	W	FIU	78-58
D12	W	FLORIDA	80-75
D16	W	DARTMOUTH	74-53
D21	W	RICHMOND	80-73
D28	W	TOLEDO@	68-57
D29	W	No. 24 VANDERBILT@	79-57
J3	W	at St. John's*	79-60
J7	L	at Villanova*	58-55
J10	W	at No. 20 Boston College*	70-66
J14	W	GEORGETOWN*	(OT) 57-55
J17	W	PITTSBURGH*	77-68
J20	W	at Providence*	86-67
J28	L	NOTRE DAME*	59-50
J31	L	RUTGERS*	76-69
F8	L	at No. 4 Connecticut*	83-65
F10	W	ST. JOHN'S*	85-74
F14	W	at No. 21 Virginia Tech*	65-56
F18	W	at Syracuse*	85-65
F21	W	SETON HALL*	81-43
F25	L	at Notre Dame*	93-58
F28	W	WEST VIRGINIA*	82-74

M2	W	PROVIDENCE*	81-62
M7	L	vs. Boston College&	65-53
M21	L	vs. Maryland!	86-85

* BIG EAST Conference game

Morehead State Tournament (Morehead, Ky.)

\$ Saint Mary's Thanksgiving Classic (Moraga, Calif.)

@ Hurricane Holiday Classic (Coral Gables, Fla.)

& BIG EAST Tournament (Hartford, Conn.)

! NCAA Tournament (Baton Rouge, La.)

2004-05

Record: 13-16 (9-5 H, 2-9 A, 2-2 N)

Atlantic Coast: 4-10 (T-8th)

Head Coach: Ferne Labati

Date	W/L	Opponent	Score
N19	W	GARDNER-WEBB#	65-47
N21	W	TCU	68-57
N23	L	at Hartford	63-53
N26	L	vs. Oregon%	79-73
N27	W	vs. UMES%	88-64
N30	L	at George Mason	60-35
D4	L	at FIU	67-62
D6	L	at No. 12 Texas Tech	109-49
D13	W	UCF	69-50
D20	W	MONTANA	55-49
D28	W	FAIRFIELD\$	84-70
D29	W	LOYOLA MARYMOUNT	78-67
J2	W	COPPIN STATE	93-83
J9	L	at Florida State*	65-56
J13	L	WAKE FOREST*	78-63
J17	L	at No. 8 North Carolina*	83-52
J20	L	at NC State*	73-59
J23	L	GEORGIA TECH*	62-46
J27	W	No. 21 FLORIDA STATE*	62-57
J31	W	at Clemson*	83-69
F3	L	No. 3 DUKE*	72-63
F6	W	VIRGINIA TECH*	78-67
F10	W	at Virginia*	66-60
F14	L	No. 21 NC STATE*	71-68
F17	L	No. 20 MARYLAND*	70-65
F24	L	at No. 2 Duke*	95-61
F27	L	at Virginia Tech*	90-45
M4	W	vs. Georgia Tech*	60-58
M5	L	vs. North Carolina*	64-57

* Atlantic Coast Conference game

^ ACC Tournament (Greensboro, N.C.)

The Miami Jam (Coral Gables, Fla.)

% LIU Turkey Classic (Brooklyn, N.Y.)

\$ UM Holiday Classic (Coral Gables, Fla.)

2005-06

Record: 17-13 (13-5 H, 4-6 A, 0-2 N)

Atlantic Coast: 6-8 (6th)

Head Coach: Katie Meier

Date	W/L	Opponent	Score
N18	W	SAMFORD	72-51
N25	W	BADLEY#	73-61
N26	W	OAKLAND#	78-65
N30	L	GEORGE MASON	68-61
D2	W	FAIRLEIGH DICKINSON	100-62
D3	W	SIENA	76-47

ALL-TIME RESULTS

D6	W	FIU	75-63
D10	W	HARTFORD	82-62
D16	L	at Montana	83-74
D20	W	at UCF	82-72
D28	W	NORTH CAROLINA A&T\$	104-65
D29	W	No. 25 MISSISSIPPI\$	79-70
J5	W	at Georgia Tech*	75-63
J9	L	No. 4 NORTH CAROLINA*	90-57
J12	W	at Clemson*	74-52
J15	L	vs. No. 13 Georgia%	74-59
J19	W	No. 21 BOSTON COLLEGE*	82-68
J22	L	VIRGINIA*	77-65
J26	L	at NC State*	83-77
J29	W	No. 25 VIRGINIA TECH*	77-62
F1	L	at No. 6 Maryland*	88-77
F5	W	at Wake Forest*	79-71
F9	L	FLORIDA STATE*	79-54
F12	L	at No. 21 Boston College*	79-69
F17	L	at Florida State*	68-61
F19	L	No. 1 DUKE*	(2OT) 99-93
F26	W	GEORGIA TECH*	(2OT) 90-85
M2	L	vs. Georgia Tech*	79-62
M18	W	FIU!	95-83
M22	L	at Virginia!!	83-72

* Atlantic Coast Conference game

UM Thanksgiving Tournament (Coral Gables, Fla.)

\$ Hurricane Holiday Classic (Coral Gables, Fla.)

% ACC/SEC Russell Athletic Shootout (Duluth, Ga.)

^ ACC Tournament (Greensboro, N.C.)

! WNIT (Coral Gables, Fla.)

!! WNIT (Charlottesville, Va.)

2006-07

Record: 11-19 (9-6 H, 2-13 A, 0-1 N)

Atlantic Coast: 2-12 (11th)

Head Coach: Katie Meier

Date	W/L	Opponent	Score
N10	W	GEORGIA STATE	68-60
N13	W	MILWAUKEE	78-71
N15	W	at Santa Clara	78-65
N17	L	at St. Mary's	69-68
N19	W	at San Francisco	69-59
N24	W	NICHOLLS STATE#	85-42
N25	W	INDIANA#	79-70
D1	W	JACKSON STATE\$	77-50
D3	L	at Michigan	60-55
D5	L	at FIU	83-78
D16	W	TEXAS STATE	92-67
D19	L	at Houston	82-73
D21	L	at Ole Miss	82-64
D28	W	COPPIN STATE%	60-54
D29	L	AUBURN%	79-61
J3	L	at No. 3 Duke*	72-42
J7	L	at Florida State*	71-62
J10	L	No. 1 MARYLAND*	111-53
J15	L	at Georgia Tech*	52-37
J18	W	BOSTON COLLEGE*	83-68
J25	L	at Virginia Tech*	78-71
J28	L	CLEMSON*	79-69
F1	L	FLORIDA STATE*	75-68
F4	L	at Virginia*	73-60
F8	W	WAKE FOREST*	77-51
F11	L	at Boston College*	78-65

F15	L	GEORGIA TECH*	66-45
F18	L	at No. 2 North Carolina*	93-70
F24	L	NC STATE*	77-53
M1	L	vs. Georgia Tech*	66-52

* Atlantic Coast Conference game

Miami Thanksgiving Tournament (Coral Gables, Fla.)

\$ Played at the Knight Sports Complex (Coral Gables, Fla.)

% Miami Holiday Tournament (Coral Gables, Fla.)

^ ACC Tournament (Greensboro, N.C.)

2007-08

Record: 9-21 (6-13 H, 2-6 A, 1-1 N)

Atlantic Coast: 2-12 (12th)

Head Coach: Katie Meier

Date	W/L	Opponent	Score
N9	W	FLORIDA ATLANTIC	64-45
N13	L	JACKSONVILLE	72-64
N19	L	MICHIGAN+	65-50
N23	W	FORDHAM#	57-40
N24	L	BUTLER#	62-59
N28	W	at Milwaukee	(OT) 73-70
D2	W	UCF	64-56
D4	L	FIU	60-58
D8	L	HOUSTON	63-62
D15	L	MISSISSIPPI	65-52
D18	W	vs. Southern Mississippi\$	63-56
D19	L	No. 8 LSU\$	63-52
D29	L	MAINE%	54-53
D30	W	CENTRAL ARKANSAS%	90-57
J2	W	CHARLESTON SOUTHERN	88-56
J5	L	No. 12 DUKE*	84-72
J10	W	at Clemson*	66-61
J13	L	at Georgia Tech*	68-65
J21	L	VIRGINIA	79-68
J24	L	FLORIDA STATE*	(OT) 75-70
J31	L	at No. 5 Maryland*	90-50
F3	L	at Boston College*	70-42
F7	W	GEORGIA TECH*	54-52
F11	L	VIRGINIA TECH*	(OT) 81-73
F14	L	at NC State*	51-45
F21	L	No. 2 NORTH CAROLINA*	79-61
F24	L	at Wake Forest*	50-45
F28	L	at Florida State*	50-49
M3	L	BOSTON COLLEGE*	63-52
M6	L	vs. Georgia Tech*	76-49

* Atlantic Coast Conference game

+ ACC/Big Ten Challenge game

Miami Thanksgiving Tournament (Coral Gables, Fla.)

\$ Caribbean Classic (Cancun, Mexico)

% Miami Holiday Tournament (Coral Gables, Fla.)

^ ACC Tournament (Greensboro, N.C.)

2008-09

Record: 13-17 (9-9 H, 4-7 A, 0-1 N)

Atlantic Coast: 2-12 (T-10th)

Head Coach: Katie Meier

Date	W/L	Opponent	Score
N14	W	NORFOLK STATE	91-42
N16	L	GREEN BAY	63-61
N21	L	at Houston	70-64
N25	W	at FIU	66-49

ALL-TIME RESULTS

N28	W	AUSTIN PEAY#	64-51
N29	W	SANTA CLARA#	60-44
D1	W	FLORIDA A&M	83-69
D5	L	INDIANA+	69-54
D13	W	BINGHAMTON	72-37
D18	W	at UCF	66-59
D21	W	GRAMBLING STATE	83-65
D29	W	BROWN%	81-41
D30	L	No. 9 AUBURN%	68-53
J2	W	CORNELL	61-47
J5	L	CLEMSON*	74-68
J9	L	at No. 5 Duke*	73-58
J12	L	No. 24 GEORGIA TECH*	68-50
J18	L	at Boston College*	62-54
J22	W	NC STATE*	72-60
J29	L	at Georgia Tech*	68-42
F1	L	WAKE FOREST*	78-69
F4	W	at SIU-Edwardsville	83-72
F8	L	No. 15 FLORIDA STATE*	75-59
F12	W	at Virginia Tech*	59-56
F16	L	BOSTON COLLEGE*	71-64
F19	L	at No. 23 Virginia*	(OT) 84-75
F22	L	at No. 11 Florida State*	59-58
F26	L	at No. 9 North Carolina*	90-76
M1	L	No. 5 MARYLAND*	89-64
M5	L	vs. Boston College*	76-59

* Atlantic Coast Conference game

+ ACC/Big Ten Challenge game

Miami Thanksgiving Tournament (Coral Gables, Fla.)

% Miami Holiday Tournament (Coral Gables, Fla.)

^ ACC Tournament (Greensboro, N.C.)

2009-10

Record: 22-14 (13-6 H, 9-7 A, 0-1 N)

Atlantic Coast: 4-10 (T-10th)

Head Coach: Katie Meier

Date	W/L	Opponent	Score
N13	W	at UC Riverside	86-63
N13	W	at CSU Bakersfield	111-93
N18	W	BETHUNE-COOKMAN	88-46
N21	W	at UAB	70-56
N24	W	HOUSTON	68-54
N27	W	LONG BEACH STATE#	83-66
N28	W	MASSACHUSETTS#	63-57
D5	L	NEBRASKA	76-71
D19	W	at Binghamton	68-52
D21	W	at Cornell	101-62
D28	W	QUINNIPAC%	93-48
D29	L	No. 17/22 TEXAS%	76-65
D31	W	NORTH FLORIDA	80-36
J3	W	at Miami (OH)	75-61
J10	W	No. 13/11 FLORIDA STATE*	78-71
J14	L	No. 7 DUKE*	69-62
J17	L	at Wake Forest*	67-64
J21	W	at Maryland*	80-77
J24	L	VIRGINIA TECH*	73-69
J27	L	at No. 25 Georgia Tech*	(OT) 80-73
J31	L	at Boston College*	72-64
F4	W	No. 9 NORTH CAROLINA*	80-69
F7	W	SIU-EDWARDSVILLE	85-60
F11	L	No. 21 VIRGINIA*	(OT) 69-63
F14	L	at NC State*	66-64
F18	L	at Clemson*	(OT) 73-72

F21	L	No. 19 GEORGIA TECH*	77-73
F25	L	at No. 9 Florida State*	87-62
F28	W	BOSTON COLLEGE*	(OT) 76-68
M4	L	vs. Wake Forest*	(OT) 61-60
M18	W	FGCU!	70-57
M21	W	FLORIDA!	77-64
M25	W	NORTH CAROLINA A&T!	84-77
M28	W	at Providence!!	73-65
M31	W	at Michigan!!!!	76-59
A3	L	at California!!!!	73-61

* Atlantic Coast Conference game

Wyndham Miami Thanksgiving Tournament (Coral Gables, Fla.)

% Wyndham Miami Holiday Tournament (Coral Gables, Fla.)

^ ACC Tournament (Greensboro, N.C.)

! WNIT (Coral Gables, Fla.)

!! WNIT (Providence, R.I.)

!!! WNIT (Ann Arbor, Mich.)

!!!! WNIT (Berkeley, Calif.)

2010-11

Record: 28-5 (20-0 H, 6-3 A, 2-2 N)

Atlantic Coast: 12-2 (Regular Season Co-Champs)

Head Coach: Katie Meier

Date	W/L	Opponent	Score
N12	W	KENNESAW STATE	93-39
N17	L	at No. 21 Nebraska	99-85
N20	W	MIAMI (OH)	96-64
N22	W	UAB	68-52
N26	W	FLORIDA ATLANTIC#	89-48
N27	W	UNC#	78-60
N29	W	SOUTHERN	85-36
D5	W	CSU BAKERSFIELD	88-61
D7	W	No. 12 GEORGETOWN	(OT) 81-72
D11	W	ALCORN STATE	94-32
D18	W	UC RIVERSIDE	81-59
D21	W	at Mississippi	82-46
D28	W	GEORGE WASHINGTON%	83-62
D30	W	MORGAN STATE%	74-47
J1	W	LIPSCOMB	91-52
J6	W	at Virginia*	82-73
J9	W	at Virginia Tech*	69-56
J14	W	CLEMSON*	77-48
J16	W	BOSTON COLLEGE*	65-53
J24	L	at No. 21 Florida State*	66-59
J27	W	NC STATE*	84-77
J30	W	No. 25 GEORGIA TECH*	(OT) 84-74
F3	L	at No. 3 Duke*	82-58
F10	W	No. 11 MARYLAND*	83-75
F13	W	at No. 10 North Carolina*	78-66
F17	W	at Boston College*	90-80
F21	W	WAKE FOREST*	74-46
F24	W	No. 12 FLORIDA STATE*	84-68
F27	W	at Georgia Tech*	70-59
M4	W	vs. NC State*	93-85
M5	L	vs. North Carolina^	83-57
M20	W	Gardner-Webb!	80-62
M22	L	Oklahoma!	88-83

* Atlantic Coast Conference game

Miami Thanksgiving Tournament (Coral Gables, Fla.)

% Miami Holiday Tournament (Coral Gables, Fla.)

^ ACC Tournament (Greensboro, N.C.)

! NCAA Tournament (Charlottesville, Va.)

ALL-TIME RESULTS

2011-12

Record: 26-6 (16-0 H, 9-5 A, 1-1 N)

Atlantic Coast: 14-2 (2nd)

Head Coach: Katie Meier

Date	W/L	Opponent	Score
N11	W	TEXAS-PAN AMERICAN	83-37
N15	L	at No. 3 Tennessee	92-76
N17	W	PRAIRIE VIEW A&M	107-26
N23	W	at Alaska Anchorage#	72-55
N25	W	vs. USF#	92-72
N27	W	LONGWOOD	92-43
D1	W	at Michigan State+	76-60
D5	W	No. 11 RUTGERS	(2OT) 92-81
D10	W	OLE MISS	76-48
D16	W	LOUISIANA-MONROE	103-39
D21	L	at No. 17 Georgetown	71-46
D28	W	HOLY CROSS%	89-49
D29	W	VCU%	91-61
J2	L	at No. 23 North Carolina*	65-63
J5	W	NC STATE*	78-68
J9	W	at Georgia Tech*	77-65
J12	W	No. 5 MARYLAND*	75-63
J15	W	at Florida State*	60-57
J19	W	at Virginia*	56-53
J23	W	VIRGINIA TECH*	79-48
J26	W	WAKE FOREST*	64-39
J29	W	at Boston College*	88-57
F5	W	CLEMSON*	68-47
F8	W	No. 22 NORTH CAROLINA*	61-37
F12	W	at No. 8 Maryland*	76-74
F16	W	at NC State*	73-61
F19	W	FLORIDA STATE*	67-60
F24	L	at No. 7 Duke*	74-64
F26	W	BOSTON COLLEGE*	88-42
M2	L	vs. Wake Forest*	81-74
M17	W	Idaho State!	70-41
M19	L	No. 24 Gonzaga!	65-54

* Atlantic Coast Conference game

+ ACC/Big Ten Challenge game

Great Alaska Shootout (Anchorage, Alaska)

% Miami Holiday Tournament (Coral Gables, Fla.)

^ ACC Tournament (Greensboro, N.C.)

! NCAA Tournament (Spokane, Wash.)

2012-13

Record: 21-11 (15-3 H, 5-6 A, 0-0 N)

Atlantic Coast: 11-7 (T-4th)

Head Coach: Katie Meier

Date	W/L	Opponent	Score
N9	W	NORTH FLORIDA	77-24
N12	W	at Richmond	69-63
N18	L	No. 20 TENNESSEE	79-67
N23	W	FLORIDA ATLANTIC#	76-61
N24	W	RADFORD#	75-58
N29	W	No. 6 PENN STATE+	69-65
D3	W	ALCORN STATE	68-53
D8	W	DAVIDSON	67-35
D16	L	at Rutgers	42-34
D20	W	NC STATE*	79-53
D28	W	CENTRAL CONN. STATE%	64-43
D29	W	WISCONSIN%	67-44
J3	W	CLEMSON*	78-56
J6	W	VIRGINIA*	58-52

J10	L	at No. 10 Maryland*	84-62
J13	L	at No. 18 Florida State*	86-65
J17	W	GEORGIA TECH*	71-65
J20	L	at Virginia*	62-52
J24	W	at Wake Forest*	79-78
J27	L	No. 11 NORTH CAROLINA*	64-62
J31	L	at No. 4 Duke*	82-43
F3	W	VIRGINIA TECH*	68-42
F7	W	at Clemson*	62-46
F10	L	No. 19 FLORIDA STATE*	93-78
F17	W	BOSTON COLLEGE*	79-54
F21	W	at NC State*	59-55
F24	L	at Georgia Tech*	68-64
F28	W	No. 4 DUKE*	69-65
M3	W	VIRGINIA TECH*	64-46
M7	W	vs. Virginia Tech*	45-39
M8	L	vs. No. 23 Florida State*	70-58
M24	L	at Iowa!	69-53

* Atlantic Coast Conference game

+ ACC/Big Ten Challenge game

Miami Thanksgiving Tournament (Coral Gables, Fla.)

% Miami Holiday Tournament (Coral Gables, Fla.)

^ ACC Tournament (Greensboro, N.C.)

! NCAA Tournament (Iowa City, Iowa)

2013-14

Record: 16-15 (10-9 H, 6-5 A, 0-1 N)

Atlantic Coast: 8-8 (8th)

Head Coach: Katie Meier

Date	W/L	Opponent	Score
N8	W	NORTH FLORIDA	79-39
N10	L	RICHMOND	57-50
N15	L	MIDDLE TENNESSEE	61-55
N19	W	at Oakland	86-68
N25	W	YALE	91-67
N29	W	ST. FRANCIS BROOKLYN#	78-56
N30	W	MISSOURI#	74-68
D5	L	at Minnesota+	74-67
D15	W	COPPIN STATE	63-58
D21	L	at Arizona State	75-73
D28	W	MORGAN STATE%	80-42
D29	W	NEW MEXICO%	67-50
J1	L	PENN	67-66
J4	W	at Wake Forest*	84-53
J9	L	No. 18/17 FLORIDA STATE*	68-63
J12	W	at Virginia Tech*	64-62
J16	L	at Boston College*	63-62
J19	W	No. 20/21 NC STATE*	80-71
J23	L	at 2/2 Notre Dame*	79-52
J26	L	at Clemson*	60-52
J30	L	No. 3/3 DUKE*	76-75
F2	W	at No. 6/6 North Carolina*	83-80
F9	L	GEORGIA TECH*	89-87
F13	L	No. 9/9 MARYLAND*	67-52
F16	W	at RV/RV Florida State*	76-73
F20	L	SYRACUSE*	69-48
F23	W	WAKE FOREST*	72-64
F27	W	at Virginia*	83-63
M2	W	PITTSBURGH*	67-54
M6	L	vs. Florida State*	(OT) 72-67
M29	L	STETSON!	70-63

* Atlantic Coast Conference game

+ ACC/Big Ten Challenge game

ALL-TIME RESULTS

Miami Thanksgiving Tournament (Coral Gables, Fla.)
% Miami Holiday Tournament (Coral Gables, Fla.)
^ ACC Tournament (Greensboro, N.C.)
! WNIT (Coral Gables, Fla.)

2014-15

Record: 20-13 (15-3 H, 2-9 A, 3-1 N)

Atlantic Coast: 8-8 (8th)

Head Coach: Katie Meier

Date	W/L	Opponent	Score
N14	W	OAKLAND	66-53
N17	L	at Middle Tennessee	53-48
N21	W	NORTH FLORIDA	81-53
N25	L	RV/RV ARIZONA STATE	65-61
N28	W	ILLINOIS STATE#	95-44
N29	W	TULSA#	69-57
D4	W	WISCONSIN+	66-54
D6	W	JACKSONVILLE	65-36
D13	W	COPPIN STATE	70-54
D18	W	vs. UCLA&	74-67
D19	L	vs. --/RV Tulane&	70-65
D28	W	FLORIDA A&M%	83-47
D29	W	LSU%	76-71
J4	W	BOSTON COLLEGE*	74-53
J8	W	No. 4/4 NOTRE DAME*	78-63
J11	W	at Virginia Tech*	62-45
J15	W	CLEMSON*	79-42
J18	L	at No. 16/14 Duke*	68-53
J21	W	VIRGINIA*	67-58
J25	L	at No. 4/4 Louisville*	68-55
F1	L	at Pittsburgh*	81-66
F5	W	VIRGINIA TECH*	42-39
F8	L	at No. 9/8 Florida State*	80-60
F12	W	at No. 23/22 Syracuse*	85-71
F15	W	GEORGIA TECH*	64-59
F19	L	at NC State*	68-65
F22	L	No. 17/14 NORTH CAROLINA*	66-65
F26	L	at Wake Forest*	60-59
M1	L	No. 9/8 FLORIDA STATE*	69-55
M5	W	vs. Virginia*	62-52
M6	L	vs. No. 2/2 Notre Dame^	77-61
M20	W	vs. Washington!	86-80
M22	L	at No. 18/15 Iowa!	88-70

* Atlantic Coast Conference game

+ ACC/Big Ten Challenge game

Miami Thanksgiving Tournament (Coral Gables, Fla.)

% Miami Holiday Tournament (Coral Gables, Fla.)

& Tulane/DoubleTree Classic (New Orleans, La.)

^ ACC Tournament (Greensboro, N.C.)

! NCAA Tournament (Iowa City, Iowa)

2015-16

Record: 24-9 (13-3 H, 8-3 A, 3-3 N)

Atlantic Coast: 10-6 (T-5th)

Head Coach: Katie Meier

Date	W/L	Opponent	Score
N13	W	WRIGHT STATE	80-67
N15	W	BETHUNE-COOKMAN	55-47
N17	W	at Old Dominion	61-35
N21	W	at Loyola Chicago	77-50
N23	W	at Charlotte	77-70

N27	W	MILWAUKEE#	77-38
N29	W	LA SALLE#	86-58
D2	W	ILLINOIS+	73-64
D4	W	COPPIN STATE	78-59
D6	W	UMASS LOWELL	84-53
D19	L	vs. No. 4/4 Baylor&	88-81
D20	W	vs. Indiana&	89-75
D22	W	FIU	83-55
D30	W	NC STATE*	73-44
J3	L	at Virginia*	76-56
J7	W	PITTSBURGH*	79-55
J10	W	at Clemson*	83-49
J14	W	WAKE FOREST*	71-60
J17	W	at --/RV North Carolina*	76-61
J24	L	No.14/13 FLORIDA STATE*	69-58
J28	W	at Virginia Tech*	57-45
F1	L	--/RV SYRACUSE*	57-51
F4	W	at Boston College*	67-62
F7	W	RV/RV DUKE*	61-53
F11	W	at Georgia Tech*	58-55
F14	L	at No. 3/3 Notre Dame*	90-69
F21	W	VIRGINIA TECH*	(OT) 67-56
F25	L	No. 10/10 LOUISVILLE*	79-51
F28	L	at No. 12/12 Florida State*	70-67
M3	W	vs. Pittsburgh*	77-55
M4	W	vs. No. 14/10 Florida State*	74-56
M5	L	vs. No. 2/3 Notre Dame^	78-67
M19	L	vs. South Dakota State!	74-71

* Atlantic Coast Conference game

+ Big Ten/ACC Challenge game

Miami Thanksgiving Classic (Coral Gables, Fla.)

& Florida Sunshine Classic (Winter Park, Fla.)

^ ACC Tournament (Greensboro, N.C.)

! NCAA Tournament (Stanford, Calif.)

SERIES RECORDS

A	
Alabama	0-2
UAB	2-2
Alaska Anchorage	2-0
Alcorn State	2-0
Appalachian State	1-0
Arizona	1-1
Arizona State	0-3
Arkansas	0-1
Army West Point	1-0
Auburn	0-8
Augustana	1-0
Austin Peay	2-0

B	
Barry	3-1
Baylor	1-1
Bethune-Cookman	8-1
Binghamton	3-0
Boston College	25-17
Boston University	1-0
Bradley	2-0
BYU	1-1
Broward Central	11-9
Brown	2-0
Bucknell	1-0
Butler	1-1

C	
California	0-1
UC Riverside	2-0
Cal State Bakersfield	2-0
Carson-Newman	1-0
Central Arkansas	1-0
Central Connecticut State	1-0
UCF	11-3
Charleston Southern	1-0
Charlotte	1-1
Clemson	9-6
Cleveland State	3-0
Connecticut	5-18
Coppin State	3-0
Cornell	2-0

D	
Dartmouth	2-0
Davidson	1-0
Dayton	3-0
Delaware State	1-0
Delta State	0-1
Detroit	1-1
District of Columbia	1-0
Drake	0-1
Duke	2-12

E	
East Carolina	1-1
East Tennessee State	0-1
Eastern Kentucky	2-1
Eastern Michigan	1-0
Edinboro State	0-1
Evansville	1-0

F	
Fairfield	3-3
Farleigh Dickinson	1-0
Flagler	2-2
Florida	14-28
Florida A&M	12-9
Florida Atlantic	17-0
FGCU	1-0
FIU	34-22
Florida Memorial	6-0
Florida Southern	0-1
Florida State	13-39
Florida Tech	2-3
Fordham	2-0
Furman	1-0

G	
Gardner-Webb	2-0
Georgetown	16-9
George Mason	0-2
George Washington	1-0
Georgia	0-2
Georgia Southern	2-0
Georgia State	5-3
Georgia Tech	13-13
Gonzaga	1-1
Grambling State	2-2
Green Bay	1-1

H	
Hampton	1-0
Hartford	0-2
Harvard	1-0
Holy Cross	2-0
Homestead AFB	2-0
Houston	2-7
Howard	2-0

I	
Idaho	0-1
Idaho State	1-0
Illinois	1-2
Illinois-Chicago	1-0
Illinois State	2-0
Indiana	2-1
IUPUI	1-0
Iona	1-0
Iowa	0-4

SERIES RECORDS

J

Jackson State	1-1
Jacksonville	1-1
James Madison	1-0

K

Kansas	0-2
Kennesaw State	1-0
Kentucky	1-5

L

La Salle	1-0
Lamar	2-1
Lawrence	1-0
Lehigh	1-0
Lipscomb	1-0
Long Beach State	1-0
LIU-Brooklyn	1-0
Longwood	1-0
LSU	1-3
Louisiana	1-0
Louisiana-Monroe	1-0
Louisiana Tech	0-2
Louisville	1-2
Loyola Chicago	1-0
Loyola Marymount	1-0

M

Maine	1-2
Manhattan	1-0
Manhattanville	1-0
Maryland	5-10
UMES	2-0
UMass Lowell	1-0
Marymack (MO)	0-1
Massachusetts	2-0
Memphis	1-1
Mercer	5-2
Miami-Dade Downtown	6-0
Miami-Dade New World	11-0
Miami-Dade North	12-8
Miami-Dade South	7-8
Miami (OH)	2-0
Michigan	2-2
Michigan State	2-2
Middle Tennessee	1-2
Millikin	1-0
Milwaukee	3-0
Minnesota	1-3
Mississippi	4-3
Mississippi State	0-1
Missouri	2-0
Missouri State	1-0
UMKC	1-1
Monmouth	1-0
Montana	1-1

Morehead State	1-0
Morgan State	2-0
Morris Brown	1-0
Murray State	2-0

N

Nebraska	0-3
New Hampshire	1-0
New Mexico	1-1
New Orleans	1-0
Niagara	1-0
Nicholls State	1-0
Norfolk State	1-0
North Carolina	7-13
North Carolina A&T	2-0
UNCG	1-0
NC State	9-10
North Florida	4-0
North Dakota State	1-0
Northern Illinois	1-1
Northwestern	1-1
Northwestern State	1-0
Notre Dame	4-17

O

Oakland	3-0
Ohio State	0-2
Oklahoma	2-2
Oklahoma State	1-1
Old Dominion	1-3
Oral Roberts	1-1
Oregon	0-1

P

Penn	0-1
Penn State	1-0
Pepperdine	1-0
Pittsburgh	19-9
Prairie View A&M	1-0
Portland State	1-0
Providence	18-6
Purdue	2-3

Q

Quinnipiac	2-0
------------	-----

R

Radford	2-0
Rhode Island	0-2
Rice	1-1
Richmond	2-1
Robert Morris	1-0
Rutgers	8-13

SERIES RECORDS

S	
St. Bonaventure	1-0
St. Francis Brooklyn	1-0
St. John's	18-6
St. Joseph's	1-1
St. Mary's	0-1
St. Peter's	1-0
Samford	1-0
San Diego State	1-0
San Francisco	1-0
Santa Clara	2-0
Siena	1-0
Seton Hall	13-9
South Alabama	0-1
South Carolina	0-2
South Carolina State	0-1
South Dakota State	0-1
Southern	1-0
USF	29-11
Southern Illinois	1-0
SIU-Edwardsville	2-0
SMU	0-1
Southern Miss	1-1
Stephen F. Austin	0-1
Stetson	19-4
Syracuse	18-8

T	
Tampa	5-1
Temple	3-1
Tennessee	0-2
UT Martin	0-1
Texas	1-2
Texas A&M	2-0
TCU	1-0
UT Rio Grande Valley	1-0
Texas State	1-0
Texas Southern	3-0
Texas Tech	0-2
Toledo	3-1
Tulane	1-3
Tulsa	1-0

U	
UCLA	1-0
Upper Iowa	1-0

V	
Valparaiso	1-0
Vanderbilt	1-1
Villanova	9-13
Virginia	7-9
VCU	1-0
Virginia Tech	16-6

W	
Wake Forest	9-8
Washington	1-1
Weber State	1-0
West Virginia	12-3
Western Illinois	1-0
Western Kentucky	2-4
Western Michigan	2-0
William & Mary	1-0
Wisconsin	2-0
Wright State	1-0

Y	
Yale	2-0

SERIES RESULTS

Alabama (0-2)

12/29/96	L	73-43	(h)
1/4/80	L	73-61	(h)

UAB (2-2)

11/22/10	W	68-52	(h)
11/21/09	W	70-54	(a)
11/21/80	L	79-63	(a)
1/23/80	L	83-71	(h)

Alaska Anchorage (2-0)

11/23/11	W	72-55	(a)
3/1/87	W	71-62	(a)

Alcorn State (2-0)

12/3/12	W	68-53	(h)
12/11/10	W	94-32	(h)

Appalachian State (1-0)

12/29/92	W	80-63	(h)
----------	---	-------	-----

Arizona (1-1)

12/2/89	W	85-65	(h)
1/27/88	L	78-71	(a)

Arizona State (0-3)

11/25/14	L	65-61	(h)
12/21/13	L	75-73	(a)
1/28/88	L	78-74	(a)

Arkansas (0-1)

11/23/84	L	79-58	(a)
----------	---	-------	-----

Army West Point (1-0)

1/7/80	W	73-62	(h)
--------	---	-------	-----

Auburn (0-8)

12/30/08	L	68-53	(h)
12/29/06	L	79-61	(h)
12/29/94	L	73-43	(h)
2/4/89	L	73-44	(a)
12/29/87	L	96-48	(h)
1/3/87	L	98-55	(a)
1/27/86	L	92-46	(a)
1/5/81	L	78-72	(h)

Augustana (1-0)

12/29/84	W	77-50	(h)
----------	---	-------	-----

Austin Peay (2-0)

11/28/08	W	64-51	(h)
1/4/82	W	74-52	(h)

Barry (3-1)

2/6/89	W	85-36	(h)
2/19/74	W	41-33	(h)
2/1/74	W	44-41	(a)
2/15/73	L	51-45	(a)

Baylor (1-1)

12/19/15	L	88-81	(n)
11/30/85	W	64-55	(n)

Bethune-Cookman (8-1)

11/15/15	W	55-47	(h)
11/18/09	W	88-46	(h)
2/5/90	W	76-43	(h)
1/25/90	W	76-26	(a)
2/22/89	W	72-55	(h)
12/6/88	W	77-65	(a)
2/20/88	L	80-72	(a)
12/1/87	W	90-55	(h)
1/20/81	W	2-0—forfeit	(h)

Binghamton (3-0)

12/19/09	W	68-52	(a)
12/13/08	W	72-37	(h)
11/30/85	W	64-55	(n)

Boston College (25-17)

2/4/16	W	67-62	(a)
1/4/15	W	74-53	(h)
1/16/14	L	63-62	(a)
2/17/13	W	79-54	(h)
2/26/12	W	88-42	(h)
2/5/12	W	88-57	(a)
2/17/11	W	90-80	(a)
1/16/11	W	65-53	(h)
2/28/10	W	76-68	(h)
1/31/10	L	72-64	(a)
3/5/09*	L	76-59	(n)
2/16/09	L	71-64	(h)
1/18/09	L	62-54	(a)
3/2/08	L	63-52	(h)
2/3/08	L	70-42	(a)
2/11/07	L	78-65	(a)
1/18/07	W	83-68	(h)
2/12/06	L	79-69	(a)
1/19/06	W	82-68	(h)
3/7/04#	L	65-53	(n)
1/10/04	W	70-66	(a)
3/1/03	L	84-77	(a)
1/15/03	L	79-61	(h)
2/26/02	W	60-57	(h)
3/3/01#	L	62-49	(n)
1/10/01	W	65-59	(a)
2/2/00	L	66-55	(h)
1/16/99	W	66-53	(a)
12/5/98	W	65-57	(h)
1/10/98	W	85-79	(h)
3/2/97#	W	63-48	(n)
2/19/97	L	67-55	(a)
1/2/97	L	66-48	(h)
1/22/96	W	60-59	(a)
1/22/95	W	73-67	(a)
1/2/95	W	80-45	(h)
2/26/94	W	75-72	(h)
1/25/94	L	80-71	(a)
2/16/93	W	84-55	(h)
1/31/93	W	80-67	(a)
2/1/92	W	79-60	(h)
1/3/92	W	78-59	(a)

* ACC Tournament

BIG EAST Tournament

Boston University (1-0)

1/11/90	W	87-69	(a)
---------	---	-------	-----

SERIES RESULTS

Bradley (2-0)

11/25/05	W	73-61	(h)
11/29/03	W	70-52	(n)

BYU (1-1)

12/20/86	L	82-80	(n)
12/13/85	W	78-74	(n)

Broward Central (11-9)

2/13/81	W	69-50	(a)
11/17/80	W	87-49	(h)
2/12/80	W	104-35	(h)
11/28/79	W	101-38	(a)
1978-79	L	81-58	(n)
1978-79	L	93-82	(h)
1978-79	L	77-61	(a)
2/21/78	L	70-62	(n)
1/2/78	L	59-47	(a)
2/18/77	L	72-65	(n)
2/16/77	W	75-64	(h)
2/4/77	L	69-59	(a)
2/21/76	L	91-65	(n)
2/2/76	L	69-65	(a)
1974-75	W	61-26	(h)
1974-75	W	49-19	(a)
1/30/74	W	43-27	(a)
2/21/74	W	44-28	(h)
1/12/73	W	36-26	(a)
2/13/73	W	41-25	(h)

Brown (2-0)

12/29/08	W	81-41	(h)
12/29/99	W	79-62	(h)

Bucknell (1-0)

12/28/92	W	74-54	(h)
----------	---	-------	-----

Butler (1-1)

11/24/07	L	62-59	(h)
12/27/96	W	70-55	(h)

California (0-1)

4/3/10^	L	73-61	(a)
^ WNIT			

UC Riverside (2-0)

12/18/10	W	81-59	(h)
11/13/09	W	88-73	(a)

Cal State Bakersfield (2-0)

12/5/10	W	86-61	(h)
11/15/09	W	111-93	(a)

Carson-Newman (1-0)

12/17/81	W	86-63	(n)
----------	---	-------	-----

Central Arkansas (1-0)

12/30/07	W	90-57	(h)
----------	---	-------	-----

Central Connecticut State (1-0)

12/28/12	W	64-43	(h)
----------	---	-------	-----

UCF (11-3)

12/18/08	W	66-59	(a)
12/2/07	W	64-56	(h)
12/20/05	W	82-72	(a)
12/13/04	W	60-50	(h)
2/10/90	W	96-74	(h)
2/11/89	W	94-69	(h)
2/25/88	W	103-87	(h)
1/20/88	W	93-82	(a)
12/04/85	W	62-61	(h)
1/24/83	L	70-60	(a)
12/15/81	W	66-63	(n)
2/06/81	W	86-75	(h)
2/19/80	L	57-56	(a)
1978-79	L	69-51	(n)

Charleston Southern (1-0)

12/2/07	W	64-56	(h)
---------	---	-------	-----

Charlotte (1-1)

11/23/15	W	77-70	(a)
3/24/90^	L	82-80	(n)
^ WNIT			

Clemson (9-6)

1/10/16	W	83-49	(a)
1/15/15	W	79-42	(h)
1/26/14	L	60-52	(a)
2/7/13	W	62-46	(a)
1/3/13	W	78-56	(h)
2/5/12	W	68-47	(h)
1/14/11	W	77-48	(h)
2/18/10	L	73-72	(a)
1/5/09	L	74-68	(h)
1/10/08	W	66-61	(a)
1/28/07	L	79-69	(h)
1/12/06	W	74-52	(a)
1/31/05	W	83-69	(a)
3/14/98!	L	60-49	(n)
12/19/81	L	74-59	(n)
! NCAA Tournament			

Cleveland State (3-0)

2/28/91	W	91-59	(h)
12/27/89	W	81-53	(h)
12/27/84	W	95-48	(h)

Connecticut (5-18)

2/8/04	L	83-65	(a)
2/19/03	L	81-60	(h)
1/12/02	L	96-50	(a)
1/23/01	L	81-45	(a)
12/5/00	L	77-53	(h)
1/29/00	L	84-36	(h)
2/8/00	L	93-46	(a)
2/6/99	L	88-66	(h)
1/20/99	L	89-55	(a)
2/13/98	L	80-60	(a)
3/3/97#	L	98-71	(a)
2/16/97	L	86-59	(a)
1/9/97	L	69-51	(h)
1/10/96	L	79-52	(h)
2/9/95	L	85-48	(a)

SERIES RESULTS

1/24/95	L	92-51	(h)
2/13/94	L	60-48	(h)
1/23/94	L	87-46	(a)
2/14/93	W	69-51	(h)
1/15/93	W	69-66	(a)
3/9/92#	W	56-47	(a)
2/21/92	W	75-59	(a)
1/17/92	W	70-66	(h)

BIG EAST Tournament

Coppin State (3-0)

12/4/15	W	78-59	(h)
12/13/14	W	70-54	(h)
12/15/13	W	63-58	(h)

Cornell (2-0)

12/21/09	W	101-62	(a)
1/2/09	W	61-47	(h)

Dartmouth (2-0)

12/16/03	W	74-53	(h)
12/20/84	W	62-52	(h)

Davidson (1-0)

12/8/12	W	67-35	(h)
---------	---	-------	-----

Dayton (3-0)

12/3/94	W	67-53	(n)
1/4/86	W	76-62	(h)
2/15/81	W	62-58	(h)

Delaware State (1-0)

12/27/97	W	105-62	(h)
----------	---	--------	-----

Delta State (0-1)

3/7/82+	L	81-66	(n)
---------	---	-------	-----

+ AIAW Tournament

Detroit (1-1)

12/28/95	L	78-77	(h)
1/8/89	W	74-61	(a)

District of Columbia (1-0)

1/3/90	W	79-47	(n)
--------	---	-------	-----

Drake (0-1)

1/2/81	L	101-63	(h)
--------	---	--------	-----

Duke (2-12)

2/7/16	W	61-53	(h)
1/18/15	L	68-53	(a)
1/30/14	L	76-75	(h)
2/28/13	W	69-65	(h)
1/31/13	L	82-43	(a)
2/24/12	L	74-64	(a)
2/3/11	L	82-58	(a)
1/14/10	L	69-62	(h)
1/9/09	L	73-58	(a)
1/5/08	L	84-72	(h)
1/3/07	L	72-42	(a)
2/19/06	L	99-93	(h)
2/24/05	L	95-61	(a)
2/3/05	L	72-63	(h)

East Carolina (1-1)

12/19/85	L	58-43	(a)
1/2/82	W	60-56	(h)

East Tennessee State (0-1)

1/5/82	L	70-44	(h)
--------	---	-------	-----

Eastern Kentucky (2-1)

11/23/03	W	90-81	(n)
11/24/99	W	83-66	(h)
11/24/94	L	81-74	(n)

Eastern Michigan (1-0)

12/21/02	W	85-66	(h)
----------	---	-------	-----

Edinboro State (0-1)

1/2/80	L	70-62	(h)
--------	---	-------	-----

Evansville (1-0)

2/26/85	W	61-60	(h)
---------	---	-------	-----

Fairfield (3-3)

11/28/04	W	84-70	(h)
12/22/00	L	67-55	(h)
11/16/97	W	87-66	(h)
11/27/94	W	81-71	(h)
1/3/86	L	71-68	(h)
12/28/82	L	76-71	(h)

Fairleigh Dickinson (1-0)

12/2/05	W	100-62	(h)
---------	---	--------	-----

Flagler (2-2)

2/16/80	W	64-62	(n)
1/27/80	W	74-73	(a)
1974-75	L	62-49	(a)
2/26/74	L	74-38	(n)

Florida (14-28)

3/21/10*	W	77-64	(h)
12/12/03	W	80-75	(h)
12/2/02	L	76-67	(a)
12/1/99	L	85-77	(h)
11/24/98	L	85-69	(a)
11/21/97	L	70-51	(a)
11/22/96	L	65-58	(n)
12/2/95	L	71-70	(h)
12/2/94	L	84-63	(n)
1/27/94	L	59-50	(a)
12/1/91	W	95-75	(h)
1/16/90	W	85-73	(a)
11/29/89	W	76-61	(h)
1/24/89	W	75-67	(h)
1/16/89	L	75-61	(a)
12/19/87	W	84-75	(h)
12/12/87	W	69-68	(a)
2/22/87	W	78-66	(h)
12/13/86	L	81-73	(a)
2/24/86	W	70-45	(h)
1/15/86	L	79-58	(a)
2/18/85	W	68-53	(h)
1/14/85	L	85-68	(a)
2/06/85	L	55-53	(h)

SERIES RESULTS

12/11/83	L	78-58	(a)
2/14/83	L	78-64	(a)
1/20/82	L	80-73	(a)
12/05/81	W	87-85	(h)
2/28/81	W	65-59	(n)
2/7/81	W	75-64	(h)
1/10/81	L	84-55	(a)
2/20/80	L	81-66	(n)
2/18/80	L	77-66	(a)
1/12/80	L	80-71	(h)
2/23/78	L	76-55	(n)
1/28/78	L	84-47	(a)
2/25/77	L	73-41	(h)
2/8/77	L	75-28	(h)
2/20/76	L	83-41	(n)
2/9/76	L	103-53	(a)
1974-75	L	58-45	(n)
1974-75	L	67-32	(n)
^ WNIT			

Florida A&M (12-9)

12/29/14	W	83-47	(h)
12/1/09	W	83-69	(h)
3/9/91@	W	73-44	(n)
2/2/91	W	78-71	(h)
1/17/91	L	73-65	(a)
1/22/90	W	90-56	(h)
12/6/89	W	77-70	(a)
1/21/89	W	73-66	(a)
12/19/88	W	103-64	(h)
2/4/88	L	89-88	(a)
1/11/88	W	104-86	(h)
2/18/83	L	80-78	(h)
1/22/83	L	65-58	(a)
2/15/82	L	69-64	(a)
2/1/82	W	66-62	(h)
2/20/81	W	79-47	(h)
12/7/80	L	72-50	(a)
1978-79	L	90-58	(h)
1978-79	L	67-37	(a)
1974-75	W	59-38	(n)
2/27/73	L	55-47	(n)

@ NWSAC Tournament

Florida Atlantic (17-0)

11/23/12	W	76-61	(h)
11/26/10	W	89-48	(h)
11/9/07	W	64-45	(h)
12/16/02	W	86-61	(h)
12/15/01	W	92-77	(a)
11/20/00	W	87-50	(h)
12/11/99	W	89-73	(a)
12/16/98	W	91-57	(h)
11/25/97	W	105-84	(a)
11/26/96	W	74-53	(h)
12/30/95	W	93-54	(h)
11/29/94	W	90-81	(a)
12/28/93	W	90-69	(h)
12/6/92	W	94-37	(h)
2/18/89	W	72-55	(h)
2/15/88	W	87-66	(h)
3/9/87	W	59-43	(h)

FGCU (1-0)			
3/18/10^	W	70-57	(h)
^ WNIT			

FIU (34-22)

12/22/15	W	83-55	(h)
11/25/08	W	66-49	(a)
12/4/07	L	60-58	(h)
12/5/06	L	83-78	(a)
3/18/06^	W	95-83	(h)
12/6/05	W	75-63	(h)
12/4/04	L	67-62	(a)
12/2/03	W	78-58	(h)
12/14/02	L	81-70	(a)
2/16/02	L	71-65	(h)
12/9/00	L	78-48	(a)
12/4/99	W	76-61	(h)
11/18/98	W	67-65	(a)
12/14/97	L	81-60	(h)
12/14/96	W	55-49	(a)
12/16/95	W	71-49	(h)
12/6/94	L	77-62	(a)
12/30/93	L	75-56	(h)
12/13/92	W	80-53	(a)
12/29/91	W	78-53	(h)
3/8/91@	W	75-55	(n)
3/2/91	W	79-54	(h)
2/5/91	W	74-64	(a)
2/23/90	W	94-76	(a)
2/1/90	W	71-64	(h)
2/24/89	W	100-85	(a)
1/31/89	W	83-76	(h)
2/23/88	L	79-70	(a)
2/13/88	L	79-69	(h)
2/18/87	L	78-71	(h)
3/4/86	L	81-52	(h)
3/4/85	W	81-73	(h)
2/7/85	L	73-72	(a)
3/3/84	L	83-81	(a)
1/24/84	W	82-64	(h)
3/2/83	L	63-53	(h)
12/4/82	L	89-73	(a)
1/26/82	W	69-66	(h)
1/11/82	W	78-59	(a)
2/21/81	W	84-56	(h)
1/27/81	W	109-56	(h)
2/15/80	W	83-35	(h)
1/15/81	W	98-41	(h)
2/6/79	W	86-58	(h)
2/12/79	W	74-44	(h)
2/18/78	W	50-43	(n)
2/8/78	W	54-50	(a)
1/23/78	W	71-42	(h)
2/26/77	L	66-58	(h)
2/24/77	W	64-51	(h)
2/19/77	L	52-48	(n)
2/14/77	W	73-65	(h)
2/1/77	L	57-49	(a)
2/26/76	L	59-57	(n)
2/17/76	L	57-50	(h)
1/29/76	W	56-38	(h)
^ WNIT			

@ NWSAC Tournament

SERIES RESULTS

Florida Memorial (6-0)

2/14/84	W	75-43	(a)
11/18/83	W	76-56	(h)
1/17/83	W	89-71	(a)
11/19/82	W	88-40	(h)
11/28/82	W	100-54	(h)
11/27/81	W	75-47	(a)

Florida Southern (0-1)

1/18/80	L	71-69	(a)
---------	---	-------	-----

Florida State (13-39)

3/4/16*	W	74-56	(n)
2/28/16	L	70-67	(a)
1/24/16	L	69-58	(h)
3/1/15	L	69-55	(h)
2/8/15	L	80-60	(a)
3/6/14*	L	72-67 (OT)	(n)
2/16/14	W	76-73	(a)
1/09/14	L	68-63	(h)
3/8/13*	L	70-58	(n)
2/10/13	L	93-78	(h)
1/13/13	L	86-65	(a)
2/19/12	W	67-60	(h)
1/15/12	W	60-57	(a)
2/24/11	W	84-68	(h)
1/24/11	L	66-59	(a)
2/25/10	L	87-62	(a)
1/10/10	W	78-70	(h)
2/22/09	L	59-58	(a)
2/8/09	L	75-59	(h)
2/28/08	L	50-49	(a)
1/24/08	L	75-70	(h)
2/1/07	L	75-68	(h)
1/7/07	L	71-62	(a)
2/17/06	L	68-61	(a)
2/9/06	L	79-54	(h)
1/27/05	W	62-57	(h)
1/9/05	L	65-56	(a)
12/19/92	L	64-61	(h)
1/23/91	L	71-69	(a)
12/19/91	L	76-62	(h)
2/17/90	L	95-66	(a)
12/11/88	W	88-79	(h)
11/26/88	W	96-85	(n)
1/29/87	W	80-73	(a)
12/15/86	L	75-74	(h)
2/25/85	W	74-67	(a)
12/15/84	W	79-65	(h)
1/13/84	L	76-64	(a)
3/5/82	L	84-80	(n)
2/13/82	L	66-52	(a)
12/12/81	L	77-74	(h)
2/27/81	W	79-70	(n)
1/13/81	L	62-55	(h)
12/6/80	L	87-73	(a)
2/22/80	L	72-61	(n)
1/22/80	L	93-74	(a)
12/14/79	L	82-64	(h)
1978-79	L	73-57	(n)
1978-79	L	74-64	(h)
1978-79	L	79-53	(a)
2/24/78	L	66-56	(n)

1974-75	L	59-45	(n)
<i>* ACC Tournament</i>			

Florida Tech (2-3)

2/7/76	W	60-55	(n)
1/17/76	L	60-57	(h)
1974-75	W	53-32	(n)
2/27/74	L	36-41	(n)
2/26/73	L	38-31	(n)

Fordham (2-0)

11/23/07	W	57-40	(h)
1/8/85	W	92-73	(h)

Furman (1-0)

11/21/99	W	88-46	(h)
----------	---	-------	-----

Gardner-Webb (2-0)

3/20/11	W	80-62	(n)
11/19/04	W	65-47	(h)
<i>! NCAA Tournament</i>			

Georgetown (16-9)

12/21/11	L	71-46	(a)
12/7/10	W	81-72	(h)
1/4/04	W	57-55	(h)
3/4/03	W	73-71	(h)
1/4/03	W	60-57	(a)
3/2/02	W	69-52	(n)
2/13/02	W	64-56	(a)
2/3/01	W	52-46	(h)
1/19/00	L	63-61	(h)
2/19/00	L	66-61	(a)
2/13/99	W	81-62	(a)
1/26/99	L	69-51	(h)
3/1/98#	W	81-66	(h)
1/31/98	W	81-74	(a)
2/25/97	W	62-58	(h)
1/15/97	L	62-55	(a)
2/14/96	L	71-69	(h)
2/15/95	L	65-63	(h)
1/11/95	W	72-66	(a)
2/17/94	L	81-60	(a)
2/11/93	W	67-59	(h)
2/9/93	L	90-88	(a)
1/9/93	W	62-55	(h)
2/8/92	W	83-76	(a)
1/8/92	W	89-51	(h)
<i># BIG EAST Tournament</i>			

George Mason (0-2)

11/30/05	L	68-61	(h)
11/30/04	L	60-35	(a)

George Washington (1-0)

12/28/10	W	83-62	(h)
----------	---	-------	-----

Georgia (0-2)

1/15/06	L	74-59	(n)
2/20/82	L	91-51	(a)

SERIES RESULTS

Georgia Southern (2-0)

1/31/91	W	89-66	(h)
1/19/91	W	86-79	(a)

Georgia State (5-3)

11/10/06	W	68-60	(h)
1/24/91	W	68-49	(h)
12/4/90	W	85-60	(a)
2/24/84	L	88-79	(n)
1/7/83	W	71-66	(n)
12/19/82	L	83-69	(n)
2/22/82	W	72-66	(a)
12/29/81	L	63-60	(h)

Georgia Tech (13-13)

2/11/16	W	58-55	(a)
2/15/15	W	64-59	(h)
2/9/14	L	89-87	(h)
2/24/13	L	68-64	(a)
1/17/13	W	71-65	(h)
1/9/12	W	77-65	(a)
2/27/11	W	70-59	(a)
1/30/11	W	84-74	(h)
2/21/10	L	77-73	(h)
1/27/10	L	80-73	(a)
1/29/09	L	68-42	(a)
1/12/09	L	60-50	(h)
3/6/08*	L	76-49	(n)
2/7/08	W	54-52	(h)
1/13/08	L	68-65	(a)
3/1/07*	L	66-52	(n)
2/15/07	L	66-45	(h)
1/15/07	L	52-37	(a)
3/2/06*	L	79-62	(n)
2/26/06	W	90-85	(h)
1/5/06	W	75-63	(a)
3/4/05*	W	60-58	(n)
1/23/05	L	62-46	(h)
3/13/02*	W	73-64	(a)
12/30/91	W	78-63	(h)
12/15/80	W	86-80	(h)

* ACC Tournament ^ WNIT

Gonzaga (1-1)

3/19/11!	L	65-54	(a)
2/28/86	W	79-52	(n)

! NCAA Tournament

Grambling State (2-2)

12/21/08	W	83-65	(h)
12/28/94	L	98-75	(h)
12/4/86	W	67-65	(h)
12/6/85	L	81-75	(h)

Green Bay (1-1)

11/16/08	L	63-61	(h)
11/30/02	L	83-72	(a)

Hampton (1-0)

12/12/98	W	84-52	(h)
----------	---	-------	-----

Hartford (0-2)

12/10/05	W	82-62	(h)
11/23/04	L	63-53	(a)

Harvard (1-0)

12/22/91	W	87-62	(h)
----------	---	-------	-----

Holy Cross (2-0)

12/28/11	W	89-49	(h)
1/2/87	W	83-76	(n)

Homestead AFB (2-0)

2/23/76	W	63-50	(a)
1/14/76	W	100-20	(h)

Houston (2-7)

11/24/09	W	68-54	(h)
11/21/08	L	70-64	(a)
12/8/07	L	63-62	(h)
12/19/06	L	82-73	(a)
3/16/02*	L	83-76	(a)
11/28/95	L	80-72	(a)
12/2/89	L	81-76	(a)
2/11/85	L	83-68	(a)
1/9/82	W	64-47	(h)

* WNIT

Howard (2-0)

2/9/91	W	78-58	(h)
11/27/87	W	81-58	(n)

Idaho (0-1)

2/22/84	L	68-66	(n)
---------	---	-------	-----

Idaho State (1-0)

3/17/11!	W	70-41	(n)
----------	---	-------	-----

! NCAA Tournament

Illinois (1-2)

12/2/15	W	73-64	(h)
12/30/87	L	85-83	(h)
12/14/85	L	73-47	(n)

Illinois-Chicago (1-0)

12/16/89	W	70-41	(h)
----------	---	-------	-----

Illinois State (2-0)

11/28/14	W	95-44	(h)
3/22/90*	W	85-83	(n)

* WNIT

Indiana (2-1)

12/20/15	W	89-75	(n)
12/5/08	L	69-54	(h)
11/25/06	W	79-70	(h)

IUPUI (1-0)

11/23/01	W	72-58	(h)
----------	---	-------	-----

Iona (1-0)

11/18/01	W	71-52	(h)
----------	---	-------	-----

SERIES RESULTS

Iowa (0-4)

3/22/15!	L	88-70	(a)
3/24/13!	L	69-53	(a)
2/10/86	L	75-46	(a)
11/29/85	L	83-63	(n)
! NCAA Tournament			

Jackson State (1-1)

12/1/06	W	77-50	(h)
12/29/81	L	71-45	(h)

Jacksonville (1-1)

12/6/14	W	65-36	(h)
11/13/07	L	72-64	(h)

James Madison (1-0)

1/4/90	W	72-53	(n)
--------	---	-------	-----

Kansas (0-2)

12/28/90	L	76-48	(h)
12/31/79	L	101-62	(h)

Kennesaw State (1-0)

11/12/10	W	93-39	(h)
----------	---	-------	-----

Kentucky (1-5)

12/1/01	L	60-57	(a)
12/19/00	W	74-59	(h)
3/23/90^	L	80-68	(n)
12/9/89	L	80-71	(n)
12/6/86	L	71-55	(h)
2/8/86	L	108-53	(a)
^ WNIT			

La Salle (1-0)

11/29/15	W	86-58	(h)
----------	---	-------	-----

Lamar (2-1)

1/11/85	W	89-54	(h)
12/2/83	W	71-62	(h)
1/1/80	L	78-56	(h)

Lawrence (1-0)

12/14/82	W	74-34	(h)
----------	---	-------	-----

Lehigh (1-0)

12/27/01	W	76-49	(h)
----------	---	-------	-----

Lipscomb (1-0)

1/1/11	W	91-52	(h)
--------	---	-------	-----

Long Beach State (1-0)

11/27/09	W	83-66	(h)
----------	---	-------	-----

LIU-Brooklyn (1-0)

1/17/95	W	74-59	(h)
---------	---	-------	-----

Longwood (1-0)

11/27/11	W	92-43	(h)
----------	---	-------	-----

LSU (1-3)

12/29/14	W	76-71	(h)
12/19/07	L	63-52	(n)

1/10/86	L	54-94	(n)
1/16/85	L	62-67	(h)

Louisiana (1-0)

1/6/84	W	84-78	(n)
--------	---	-------	-----

Louisiana-Monroe (1-0)

12/16/11	W	103-39	(h)
12/30/85	L	88-62	(h)

Louisiana Tech (0-2)

3/5/87	L	76-58	(h)
1/25/86	L	81-40	(a)

Louisville (1-2)

2/25/16	L	79-51	(h)
1/25/15	L	68-55	(a)
1/11/89	W	59-58	(a)

Loyola Chicago (1-0)

11/21/16	W	77-50	(a)
----------	---	-------	-----

Loyola Marymount (1-0)

12/29/04	W	78-67	(h)
----------	---	-------	-----

Maine (1-2)

12/29/07	L	54-53	(h)
12/28/97	W	91-78	(h)
1/13/88	L	76-56	(a)

Manhattan (1-0)

11/24/95	W	74-66	(h)
----------	---	-------	-----

Manhattanville (1-0)

1/9/77	W	48-46	(h)
--------	---	-------	-----

Maryland (5-10)

2/13/14	L	67-52	(h)
1/10/13	L	84-62	(a)
2/12/12	W	76-74	(a)
1/12/12	W	75-63	(h)
2/10/11	W	83-75	(h)
1/21/10	W	80-77	(a)
3/1/09	L	89-65	(h)
1/31/08	L	90-50	(a)
1/10/07	L	111-53	(h)
2/1/06	L	88-77	(a)
2/17/05	L	70-65	(h)
3/21/04!	L	86-85	(n)
12/29/02	W	97-66	(h)
2/11/93	L	67-57	(a)
1/4/87	L	84-64	(n)
! NCAA Tournament			

UMES (2-0)

11/27/04	W	88-64	(n)
1/14/87	W	82-61	(h)

Marymack (MO) (0-1)

1/3/76	L	63-53	(h)
--------	---	-------	-----

SERIES RESULTS

Massachusetts (2-0)

11/28/09	W	63-57	(h)
1/9/90	W	76-58	(a)

UMass Lowell (1-0)

12/6/15	W	84-53	(h)
---------	---	-------	-----

Memphis (1-1)

11/27/84	L	91-74	(a)
1/4/84	W	76-73	(h)

Mercer (5-2)

2/14/91	L	80-71	(a)
1/26/91	L	86-83	(h)
2/19/90	W	84-62	(h)
2/2/89	W	75-47	(a)
12/21/88	W	93-62	(h)
12/17/85	W	71-57	(h)
12/30/81	W	68-67	(h)

Miami-Dade Downtown (6-0)

2/10/77	W	67-45	(h)
1/13/77	W	75-56	(a)
2/3/76	W	71-38	(h)
1/22/76	W	74-54	(a)
1974-75	W	58-26	(h)
1974-75	W	65-21	(a)

Miami-Dade New World (11-0)

2/10/81	W	72-57	(a)
12/10/80	W	82-55	(h)
2/14/80	W	85-19	(n)
1/10/80	W	89-54	(h)
12/10/79	W	98-35	(a)
1978-79	W	81-63	(a)
1978-79	W	79-54	(n)
1978-79	W	52-35	(h)
2/17/78	W	54-41	(n)
2/13/78	W	67-41	(h)
1/16/78	W	63-57	(a)

Miami-Dade North (12-8)

2/23/81	W	58-48	(a)
1/22/81	W	80-60	(h)
2/15/80	W	55-52	(a)
12/8/79	W	90-66	(a)
12/1/79	W	77-56	(h)
1978-79	W	86-44	(a)
1978-79	W	97-61	(a)
1978-79	W	74-42	(h)
1/25/78	W	88-34	(a)
2/22/77	W	75-68	(h)
1/24/77	L	106-69	(a)
2/11/76	L	64-49	(a)
1/27/76	L	80-58	(h)
1974-75	L	54-46	(a)
1974-75	W	44-38	(h)
1974-75	L	65-49	(n)
2/18/74	L	38-36	(a)
2/13/74	W	29-23	(h)
2/22/73	L	47-36	(a)
1/9/73	L	37-21	(h)

Miami-Dade South (7-8)

2/3/81	L	63-60	(a)
12/2/80	W	75-51	(h)
2/28/80	L	60-57	(a)
12/11/79	W	84-71	(h)
1978-79	W	66-60	(h)
2/18/78	L	69-59	(n)
2/7/78	L	53-46	(a)
1/20/78	W	73-69	(h)
2/7/77	L	56-50	(a)
1/26/77	W	42-39	(h)
2/7/76	L	62-60	(n)
1/20/76	L	49-40	(a)
1974-75	W	60-52	(a)
2/12/74	W	48-47	(a)
2/8/73	L	56-26	(a)

Miami (OH) (2-0)

11/20/10	W	96-64	(h)
1/3/10	W	75-61	(a)

Michigan (2-2)

3/31/10*	W	76-59	(a)
11/19/07	L	65-50	(h)
12/3/06	L	60-55	(a)
12/28/89	W	72-64	(h)

* WNIT

Michigan State (2-2)

12/1/11	W	76-60	(a)
12/29/90	L	79-73	(h)
12/19/86	L	63-52	(a)
12/30/84	W	78-68	(h)

Middle Tennessee (1-2)

11/17/14	L	53-48	(a)
11/15/13	L	61-55	(h)
12/30/80	W	80-74	(h)

Millikin (1-0)

1/2/83	W	66-62	(h)
--------	---	-------	-----

Milwaukee (3-0)

11/27/15	W	77-38	(h)
11/28/07	W	73-70 (OT)	(a)
11/13/06	W	78-71	(h)

Minnesota (1-3)

12/05/13	L	74-67	(a)
12/30/01	L	80-65	(h)
11/28/87	L	76-72	(a)
12/22/86	W	77-64	(h)

Mississippi (4-3)

12/10/11	W	76-48	(h)
12/21/10	W	82-46	(a)
12/15/07	L	65-52	(h)
12/21/06	L	82-64	(a)
12/29/05	W	79-70	(h)
1/3/91	W	66-64	(n)
12/31/85	L	79-61	(h)

SERIES RESULTS

Mississippi State (0-1)

2/27/87 L 81-67 (n)

Missouri (2-0)

11/30/13 W 74-68 (h)
1/5/85 W 82-81 (n)

Missouri State (1-0)

11/25/88 W 90-71 (n)

UMKC (1-1)

1/9/91 L 53-44 (a)
2/9/90 W 70-58 (h)

Monmouth (1-0)

11/28/86 W 82-73 (n)

Montana (1-1)

12/16/05 L 83-74 (a)
12/20/04 W 55-49 (h)

Morehead State (1-0)

11/22/03 W 93-54 (a)

Morgan State (2-0)

12/28/13 W 80-42 (h)
12/30/10 W 74-47 (h)

Morris Brown (1-0)

11/25/02 W 111-44 (h)

Murray State (2-0)

1/4/91 W 82-60 (n)
1/4/85 W 73-62 (h)

Nebraska (0-3)

11/17/10 L 99-85 (a)
12/5/09 L 76-71 (h)
12/30/82 L 76-74 (h)

New Hampshire (1-0)

12/28/00 W 70-61 (h)

New Mexico (1-1)

12/29/13 W 67-50 (h)
3/22/03[!] L 91-85 (n)
[!] NCAA Tournament

New Orleans (1-0)

11/26/84 W 77-57 (n)

Niagara (1-0)

12/1/89 W 88-52 (h)

Nicholls State (1-0)

11/24/06 W 85-42 (h)

Norfolk State (1-0)

11/14/08 W 91-42 (h)

North Carolina (7-13)

1/17/16 W 76-61 (a)
2/22/15 L 66-65 (h)

2/2/14 W 83-80 (a)
1/27/13 L 64-62 (h)
2/8/12 W 61-37 (h)
1/2/12 L 65-63 (a)
3/5/11* L 83-57 (n)
2/13/11 W 78-66 (a)
2/4/10 W 80-69 (h)
2/29/09 L 90-76 (a)
2/21/08 L 79-61 (h)
2/18/07 L 93-70 (a)
1/9/06 L 90-57 (h)
3/5/05* L 64-57 (n)
1/17/05 L 83-52 (a)
3/21/92[!] W 86-72 (h)
2/29/88 W 75-69 (a)
1/29/87 L 89-71 (h)
11/25/83 L 77-65 (n)
1/17/81 L 75-61 (n)

* ACC Tournament

[!] NCAA Tournament

North Carolina A&T (2-0)

3/25/10* W 84-77 (h)
12/28/05 W 104-65 (h)
* WNIT

UNCG (1-0)

11/27/10 W 78-60 (h)

NC State (9-10)

12/30/15 W 73-44 (h)
2/19/15 L 68-65 (a)
1/19/14 W 80-71 (h)
2/21/13 W 59-55 (a)
12/20/12 W 79-53 (h)
2/16/12 W 73-61 (a)
1/5/12 W 78-68 (h)
3/4/11* W 93-85 (n)
1/27/11 W 84-77 (h)
2/14/10 L 66-64 (a)
1/22/09 W 72-60 (h)
2/14/08 L 51-45 (a)
2/24/07 L 77-53 (h)
1/26/06 L 83-77 (a)
2/14/05 L 71-68 (h)
1/20/05 L 73-59 (a)
12/19/99 L 80-60 (h)
11/26/83 L 60-54 (a)
1/16/81 L 97-50 (a)

* ACC Tournament

North Florida (4-0)

11/21/14 W 81-53 (h)
11/8/13 W 79-39 (h)
11/9/12 W 77-24 (h)
12/31/09 W 80-36 (h)

North Dakota State (1-0)

1/1/84 W 64-61 (h)

Northern Illinois (1-1)

2/6/88 W 88-80 (h)
2/9/87 L 77-72 (a)

SERIES RESULTS

Northwestern (1-1)

11/21/01	W	86-69	(h)
11/24/00	L	56-48	(a)

Northwestern State (1-0)

12/3/88	W	92-89	(n)
---------	---	-------	-----

Notre Dame (4-17)

3/5/16*	L	78-67	(n)
2/14/16	L	90-69	(a)
3/6/15*	L	77-61	(n)
1/8/15	W	78-63	(h)
1/23/14	L	79-52	(a)
2/25/04	L	93-58	(a)
1/28/04	L	59-50	(h)
1/11/03	W	80-70	(a)
1/2/02	L	69-65	(h)
2/20/01	L	81-54	(a)
1/22/00	L	76-54	(h)
3/5/00#	L	67-52	(a)
2/23/99	L	89-62	(a)
2/3/98	W	77-76	(h)
1/8/98	L	75-47	(a)
1/29/97	L	72-71	(h)
2/20/96	L	86-70	(a)
1/27/96	L	67-50	(h)
1/7/88	L	83-68	(h)
2/7/87	W	62-61	(a)
1/5/86	L	59-53	(h)

* ACC Tournament

BIG EAST Tournament

Oakland (3-0)

11/14/14	W	66-53	(h)
11/19/13	W	86-68	(a)
11/26/05	W	78-65	(h)

Ohio State (0-2)

12/27/86	L	79-75	(h)
12/17/82	L	91-63	(n)

Oklahoma (2-2)

3/22/11!	L	88-83	(n)
12/20/97	L	67-62	(a)
1/2/91	W	74-71	(n)
12/29/88	W	69-66	(h)

! NCAA Tournament

Oklahoma State (1-1)

12/19/98	W	62-60	(h)
3/15/89!	L	93-69	(a)

! NCAA Tournament

Old Dominion (1-3)

11/17/15	W	61-35	(a)
12/1/96	L	94-55	(a)
1/9/88	L	93-79	(h)
1/13/86	L	86-64	(a)

Oral Roberts (1-1)

12/19/96	W	69-49	(h)
12/17/79	L	68-58	(h)

Oregon (0-1)

11/26/04	L	79-73	(n)
----------	---	-------	-----

Penn (0-1)

1/01/14	L	67-66	(h)
---------	---	-------	-----

Penn State (1-0)

11/29/12	W	69-65	(h)
----------	---	-------	-----

Pepperdine (1-0)

2/26/84	W	67-43	(n)
---------	---	-------	-----

Pittsburgh (19-9)

3/3/16*	W	77-55	(n)
1/7/16	W	79-55	(h)
2/1/15	L	81-66	(a)
3/2/14	W	67-54	(h)
1/17/04	W	77-68	(h)
1/22/03	W	79-76	(a)
2/2/02	W	77-61	(h)
2/17/01	W	96-69	(h)
1/30/01	L	84-74	(a)
2/29/00	W	80-60	(h)
1/10/99	L	63-61	(a)
1/2/99	W	75-60	(h)
1/24/98	W	72-55	(h)
3/1/97#	W	64-50	(n)
2/12/97	W	89-61	(h)
1/6/97	L	64-59	(a)
3/2/96#	L	52-49	(n)
12/22/95	W	73-63	(a)
2/1/95	W	54-50	(h)
1/7/95	L	73-61	(a)
3/5/94#	L	70-60	(n)
2/2/94	L	59-53	(h)
1/9/94	L	71-66	(a)
3/1/93	W	77-65	(h)
1/29/93	W	55-50	(a)
2/11/92	W	79-64	(h)
1/11/92	W	73-54	(a)
12/31/82	W	79-75	(h)

BIG EAST Tournament

Prairie View A&M (1-0)

11/17/11	W	107-26	(h)
----------	---	--------	-----

Portland State (1-0)

2/16/91	W	84-63	(h)
---------	---	-------	-----

Providence (18-6)

3/28/10*	W	73-65	(a)
3/2/04	W	81-62	(h)
1/20/04	W	86-67	(a)
2/22/03	W	77-64	(h)
2/23/02	L	69-64	(a)
1/17/01	L	77-60	(h)
2/12/00	W	71-66	(a)
1/13/99	W	85-63	(h)
2/10/98	W	90-79	(a)
12/6/97	W	97-70	(h)
1/12/97	W	60-56	(a)
1/31/96	W	74-73	(h)
1/4/96	L	81-60	(a)

SERIES RESULTS

2/25/95	L	76-72	(a)
1/21/95	W	80-78	(h)
2/23/95	L	78-62	(a)
1/3/94	W	65-63	(h)
3/8/93#	W	76-55	(a)
2/6/93	W	85-65	(h)
1/5/93	W	64-52	(a)
3/8/92#	W	82-70	(n)
2/16/92	W	95-69	(h)
11/13/92	W	87-83	(a)
12/28/83	L	70-60	(h)
^ WNIT			
# BIG EAST Tournament			

Purdue (2-3)

12/19/91	W	65-63	(h)
11/25/90	L	86-56	(a)
1/4/89	L	79-65	(a)
11/29/86	L	69-68	(n)
12/31/84	W	69-64	(h)

Quinnipiac (2-0)

12/28/09	W	93-48	(h)
11/29/02	W	87-56	(n)

Radford (2-0)

11/24/12	W	75-58	(h)
1/2/01	W	83-48	(h)

Rhode Island (0-2)

1/4/94	L	56-54	(n)
1/11/86	L	66-65	(n)

Rice (1-1)

3/12/99^	L	65-58	(a)
1/28/83	W	87-57	(n)
^ WNIT			

Richmond (2-1)

11/10/13	L	57-50	(h)
11/12/12	W	69-63	(a)
12/2/03	W	80-73	(h)

Robert Morris (1-0)

1/3/83	W	56-45	(h)
--------	---	-------	-----

Rutgers (8-13)

12/16/12	L	42-34	(a)
12/5/11	W	92-81 (2OT)	(h)
1/31/04	L	76-69	(h)
3/9/03#	W	77-74	(a)
2/4/03	L	65-56	(a)
1/26/02	W	65-55	(h)
1/5/02	W	67-53	(a)
1/27/01	L	39-37	(h)
1/5/00	L	65-45	(a)
2/28/99#	L	79-53	(a)
2/10/99	L	66-57	(h)
1/5/99	L	68-54	(a)
3/2/98#	L	81-62	(a)
1/8/98	L	77-65	(a)
2/5/97	W	49-41	(a)
12/8/96	L	57-44	(h)
1/17/96	W	58-45	(h)

12/8/91	W	72-53	(a)
12/8/90	L	67-57	(h)
1/28/89	L	97-64	(a)
2/4/84	W	63-58	(a)

BIG EAST Tournament

St. Bonaventure (1-0)

12/2/00	W	71-51	(h)
---------	---	-------	-----

St. Francis Brooklyn (1-0)

11/29/13	W	78-57	(h)
----------	---	-------	-----

St. John's (18-6)

2/10/04	W	85-74	(h)
1/3/04	W	79-60	(a)
2/8/03	W	69-54	(h)
1/23/92	W	68-51	(a)
2/14/01	W	80-43	(h)
1/13/01	W	67-51	(a)
1/8/00	W	68-47	(a)
2/20/99	W	83-51	(h)
12/30/98	L	76-72	(a)
1/17/98	W	72-60	(h)
1/25/97	W	71-48	(h)
12/4/96	L	61-44	(a)
2/3/96	W	62-54	(a)
2/11/95	W	60-56	(a)
1/14/95	L	73-63	(h)
1/30/94	L	68-67	(h)
1/15/94	W	80-72	(a)
3/6/93#	W	84-61	(n)
2/3/93	W	84-68	(a)
1/17/93	L	65-59	(h)
2/26/92	W	85-63	(h)
1/23/92	W	58-57	(a)
12/28/84	W	73-59	(h)
2/2/84	L	79-69	(a)

BIG EAST Tournament

St. Joseph's (1-1)

1/2/85	W	68-65	(h)
1/4/81	L	73-52	(a)

St. Mary's (0-1)

11/17/06	L	69-68	(a)
----------	---	-------	-----

St. Peter's (1-0)

3/17/93!	W	61-44	(h)
----------	---	-------	-----

! NCAA Tournament

Samford (1-0)

11/18/05	W	72-51	(h)
----------	---	-------	-----

San Diego State (1-0)

12/29/85	W	88-51	(h)
----------	---	-------	-----

San Francisco (1-0)

11/19/06	W	69-59	(a)
----------	---	-------	-----

Santa Clara (2-0)

11/29/08	W	60-44	(h)
11/15/06	W	85-83	(a)

SERIES RESULTS

Siena (1-0)

12/3/05 W 76-47 (h)

Seton Hall (13-9)

2/21/04 W 81-43 (h)
 2/26/03 L 78-71 (a)
 1/19/02 W 56-54 (h)
 2/10/01 L 69-61 (a)
 3/4/00# W 64-60 (h)
 1/15/00 W 69-42 (a)
 2/17/99 W 66-52 (a)
 2/18/98 W 73-66 (h)
 1/3/98 W 70-66 (a)
 1/19/97 W 79-67 (h)
 2/27/96 W 67-60 (h)
 1/13/96 L 69-62 (a)
 3/4/95# L 66-50 (a)
 2/21/95 L 82-65 (h)
 12/22/94 L 72-44 (a)
 2/10/94 L 82-46 (h)
 1/13/94 L 93-50 (a)
 2/27/93 W 72-60 (h)
 1/3/93 L 73-59 (a)
 3/7/92# W 76-62 (n)
 2/5/92 W 68-46 (h)
 1/5/92 W 76-54 (a)

BIG EAST Tournament

South Alabama (0-1)

11/22/80 L 74-51 (n)

South Carolina (0-2)

11/28/93 L 71-68 (n)
 2/28/83 L 66-56 (h)

South Carolina State (0-1)

12/3/83 L 73-69 (h)

South Dakota State (0-1)

3/19/16! L 74-71 (n)
 ! NCAA Tournament

Southern (1-0)

11/29/10 W 85-36 (h)

USF (29-11)

11/25/11 W 92-72 (n)
 11/25/03 W 62-55 (a)
 11/22/02 W 60-49 (h)
 11/27/01 L 76-68 (a)
 12/16/00 W 73-51 (h)
 11/20/97 W 55-52 (n)
 11/23/96 W 58-30 (a)
 12/1/95 W 73-68 (h)
 12/3/94 L 74-65 (n)
 3/3/90 W 72-59 (h)
 1/18/90 W 89-72 (a)
 3/4/89 L 85-82 (a)
 1/14/89 W 77-74 (h)
 3/6/88 W 76-60 (a)
 1/31/87 W 82-71 (h)
 2/14/87 W 80-61 (h)
 1/17/87 L 684-62 (a)

3/1/86 W 53-48 (h)
 2/15/86 W 82-59 (a)
 1/25/85 W 91-65 (h)
 12/7/84 W 68-62 (a)
 1/20/84 W 88-68 (a)
 12/7/83 W 81-64 (h)
 2/12/83 L 64-63 (a)
 12/11/82 W 75-63 (h)
 1/16/82 W 60-48 (a)
 11/23/81 W 87-52 (h)
 2/26/81 W 69-47 (n)
 1/9/81 W 59-41 (a)
 11/24/80 W 78-60 (h)
 2/21/80 W 84-77 (a)
 2/2/80 W 72-55 (h)
 1/26/80 L 81-76 (n)
 1/19/80 W 84-72 (a)
 1/20/79 L 72-33 (a)
 2/22/79 L 85-45 (n)
 1/27/78 L 84-47 (h)
 1/28/77 L 59-46 (a)
 2/27/76 L 71-46 (n)
 2/6/76 W 59-52 (n)

Southern Illinois (1-0)

12/20/95 W 70-61 (h)

SIU-Edwardsville (2-0)

2/7/10 W 85-60 (h)
 2/4/09 W 83-72 (a)

SMU (0-1)

12/29/99 L 76-55 (h)

Southern Miss (1-1)

12/18/07 W 63-56 (n)
 3/5/81+ L 80-75 (a)

+ AIAW Tournament

Stephen F. Austin (0-1)

1/5/90 L 69-62 (n)

Stetson (19-4)

3/20/14* L 70-63 (h)
 3/7/91 W 98-77 (n)
 2/20/91 W 77-63 (a)
 1/12/91@ W 112-74 (h)
 1/13/90 W 88-69 (a)
 2/13/89 W 69-63 (h)
 2/8/88 W 67-63 (a)
 1/21/87 W 77-65 (h)
 2/16/85 W 77-46 (h)
 1/2/85 W 68-58 (a)
 2/11/84 W 80-62 (a)
 1/28/84 W 79-52 (h)
 1/7/84 W 89-54 (a)
 2/5/83 W 83-61 (h)
 1/14/83 W 77-64 (a)
 3/4/82 W 75-60 (n)
 2/6/82 W 75-67 (h)
 1/15/82 W 95-65 (a)
 2/14/81 W 70-58 (h)
 2/8/80 L 72-50 (a)

SERIES RESULTS

1978-79	L	60-44	(a)
1978-79	L	66-57	(n)
2/6/77	W	74-59	(h)
@ NWSAC Tournament			

Syracuse (18-7)

2/1/16	L	57-51	(h)
2/12/15	W	85-71	(a)
2/20/14	L	69-48	(h)
2/18/04	W	85-65	(a)
3/8/03#	W	77-64	(n)
1/25/03	L	62-59	(h)
1/8/03	W	85-68	(a)
1/16/02	W	75-71	(h)
2/24/01	L	62-61	(a)
2/26/00	W	66-64	(h)
12/8/98	W	68-52	(h)
2/7/98	W	58-56	(h)
1/6/98	L	87-75	(a)
2/22/97	W	64-53	(a)
2/17/96	W	84-60	(h)
1/20/96	L	69-60	(a)
2/18/95	W	67-65	(h)
1/18/95	W	65-54	(a)
2/20/94	L	58-41	(a)
1/19/94	W	59-62	(h)
2/3/93	W	60-40	(h)
1/17/93	W	65-53	(a)
2/23/92	W	79-66	(a)
1/21/92	W	74-52	(h)
12/27/90	W	68-53	(h)
12/30/88	L	78-62	(h)

BIG EAST Tournament

Tampa (5-1)

2/10/84	W	73-64	(a)
12/17/83	W	82-57	(h)
12/18/82	W	77-68	(n)
1/30/82	W	81-33	(h)
1978-79	W	56-49	(a)
1/29/77	L	50-45	(a)

Temple (3-1)

1/2/00	W	64-44	(h)
12/8/89	W	79-73	(n)
12/28/86	W	77-70	(h)
1/14/84	L	87-69	(n)

Tennessee (0-2)

11/18/12	L	79-67	(h)
11/15/11	L	92-76	(a)

UT Martin (0-1)

12/15/82	L	85-81	(n)
----------	---	-------	-----

Texas (1-2)

12/29/09	L	76-65	(h)
12/9/01	W	57-55	(n)
2/17/86	L	112-43	(a)

Texas A&M (2-0)

12/19/02	W	84-58	(h)
2/9/85	W	75-62	(a)

TCU (1-0)			
11/21/04	W	68-57	(h)

UT Rio Grande Valley (1-0)

11/11/11	W	83-37	(h)
----------	---	-------	-----

Texas State (1-0)

2/16/06	W	92-67	(h)
---------	---	-------	-----

Texas Southern (3-0)

12/18/92	W	98-41	(h)
12/31/91	W	85-48	(h)
12/14/90	W	73-65	(h)

Texas Tech (0-2)

12/6/04	L	109-49	(n)
12/30/92	L	75-74	(h)

Toledo (3-1)

12/28/03	W	68-57	(h)
12/15/90	L	59-58	(h)
1/9/89	W	66-52	(a)
12/31/83	W	88-77	(h)

Tulane (1-3)

12/19/14	L	70-65	(a)
11/28/99	L	75-66	(h)
11/22/98	L	63-56	(a)
3/7/87	W	76-72	(h)

Tulsa (1-0)

11/29/14	W	69-57	(h)
----------	---	-------	-----

UCLA (1-0)

12/18/14	W	74-67	(n)
----------	---	-------	-----

Upper Iowa (1-0)

1/6/80	W	70-39	(h)
--------	---	-------	-----

Valparaiso (1-0)

12/18/93	W	77-59	(h)
----------	---	-------	-----

Vanderbilt (1-1)

12/29/03	W	79-57	(h)
3/26/92!	L	77-67	(n)

! NCAA Tournament

Villanova (9-13)

1/7/04	W	58-55	(a)
3/10/03#	L	65-59	(n)
2/1/03	L	61-55	(h)
3/3/02#	L	68-49	(n)
1/29/02	L	80-52	(a)
2/27/01	L	60-59	(h)
1/26/00	L	44-34	(a)
1/23/99	L	56-54	(a)
2/21/98	W	67-64	(h)
1/14/98	L	68-67	(a)
2/2/96	W	70-56	(h)
2/10/96	L	51-47	(a)
1/7/96	L	59-53	(h)
2/5/95	L	72-59	(h)
1/4/95	L	64-51	(a)

SERIES RESULTS

2/6/94	W	64-60	(a)	1/26/11	W	64-39	(h)
1/6/94	W	64-40	(h)	2/21/11	W	74-46	(h)
3/7/93#	W	67-49	(n)	3/4/10*	L	66-65	(n)
2/20/93	W	57-52	(a)	1/17/10	L	67-64	(a)
1/21/93	W	64-53	(a)	2/1/09	L	78-69	(h)
3/1/92	W	84-67	(h)	2/24/08	L	50-45	(a)
1/26/92	W	75-50	(a)	2/8/07	W	77-51	(h)
# BIG EAST Tournament				1/5/06	W	79-71	(a)
				1/9/05	L	78-63	(h)
				11/27/93	L	74-65	(n)
				1/8/83	W	81-65	(n)
				* ACC Tournament			
Virginia (7-9)				Washington (1-1)			
1/3/16	L	76-56	(a)	3/20/15!	W	86-80	(n)
3/5/15*	W	62-52	(n)	12/29/89	L	85-68	(h)
1/21/15	W	67-58	(h)	! NCAA Tournament			
2/27/14	W	83-63	(a)	Weber State (1-0)			
1/20/13	L	62-52	(a)	11/28/03	W	82-60	(n)
1/6/13	W	58-52	(h)	West Virginia (12-3)			
1/19/12	W	56-53	(a)	2/28/04	W	82-74	(h)
1/6/11	W	82-73	(a)	2/15/03	L	100-84	(a)
2/11/10	L	69-63	(h)	1/8/02	L	57-52	(a)
2/19/09	L	84-75	(a)	12/4/01	W	69-53	(h)
1/21/08	L	79-68	(h)	2/7/01	W	84-68	(h)
2/4/07	L	73-60	(a)	2/15/00	W	77-55	(h)
3/22/06^	L	83-72	(a)	2/5/00	W	70-50	(a)
1/22/06	L	77-68	(h)	2/27/99#	W	86-69	(n)
2/10/05	W	66-60	(a)	2/3/99	W	98-73	(h)
12/28/87	L	78-69	(h)	2/24/98	W	90-69	(a)
* ACC Tournament		^ WNIT		12/31/97	W	74-72	(h)
				1/22/97	L	75-70	(a)
				2/8/96	W	88-69	(a)
				1/25/96	W	77-58	(h)
				12/28/80	W	89-87	(h)
				# BIG EAST Tournament			
VCU (1-0)				Western Illinois (1-0)			
12/29/11	W	91-61	(h)	1/4/83	W	80-63	(h)
				Western Kentucky (2-4)			
Virginia Tech (16-6)				1/21/01	L	82-75	(h)
2/21/16	W	67-56 (OT)	(h)	1/11/00	L	75-68	(a)
1/28/16	W	57-45	(a)	1/7/99	L	75-61	(h)
2/5/15	W	42-39	(h)	3/20/93!	L	78-63	(a)
1/11/15	W	62-45	(a)	1/2/84	W	65-58	(h)
1/12/14	W	64-62	(a)	1/1/81	W	76-65	(h)
3/7/13*	W	45-39	(n)	! NCAA Tournament			
3/3/13	W	64-46	(a)	Western Michigan (2-0)			
2/3/13	W	68-42	(h)	12/29/00	W	64-51	(h)
1/23/12	W	79-48	(h)	11/23/90	W	94-72	(a)
1/9/11	W	69-56	(a)	William & Mary (1-0)			
1/24/10	L	73-69	(h)	12/28/02	W	85-57	(h)
2/12/09	W	59-56	(a)	Wisconsin (2-0)			
2/11/08	L	81-73	(h)	12/4/14	W	66-54	(h)
1/25/07	L	78-71	(a)	12/29/12	W	67-44	(h)
1/29/06	W	77-62	(h)				
2/27/05	L	90-45	(a)				
2/6/05	W	78-67	(h)				
2/14/04	W	65-56	(a)				
1/28/03	W	67-66	(h)				
2/20/02	W	55-53	(h)				
2/5/02	L	72-60	(a)				
1/7/01	L	64-51	(a)				
* ACC Tournament							
Wake Forest (9-8)							
1/14/16	W	71-60	(h)				
2/26/15	L	60-59	(a)				
2/23/14	W	72-64	(h)				
1/4/14	W	84-53	(a)				
1/24/13	W	79-78	(a)				
3/2/12*	L	81-74	(n)				



SERIES RESULTS

Wright State (1-0)

11/13/16	W	80-67	(h)
----------	---	-------	-----

Yale (2-0)

11/25/13	W	91-67	(h)
12/28/01	W	75-46	(h)

YEAR-BY-YEAR COACHING RECORDS

Season	Coach	Overall	Conference	Record	Finish	Home	Away	Neutral	Postseason
1972-73	Barry Schimer	2-6	FAIAW	N/A	5th*	1-1	1-3	0-2	—
1973-74	Barry Schimer	6-3	FAIAW	N/A	5th*	2-0	4-1	0-2	—
1974-75	Barry Schimer	8-6	FAIAW	N/A	2nd*	3-0	3-2	2-4	—
1975-76	Shula Feuer	7-13	FAIAW	N/A	5th*	3-4	2-4	2-5	—
1976-77	Shula Feuer	9-11	FAIAW	N/A	T-3rd*	8-3	1-6	0-2	—
1977-78	Isabella Hutchinson	8-8	FAIAW	N/A	5th*	3-2	3-3	2-3	—
1978-79	Lin Dunn	10-13	FAIAW	N/A	5th*	5-3	4-5	1-5	—
1979-80	Lin Dunn	18-16	FAIAW	N/A	T-3rd*	9-7	7-6	2-3	—
1980-81	Lin Dunn	24-15	FAIAW	N/A	1st*	17-6	4-7	3-2	AIWA First Round
1981-82	Lin Dunn	19-10	FAIAW	N/A	T-3rd*	11-3	5-4	3-3	AIWA First Round
1982-83	Lin Dunn	14-13	—	—	—	8-5	3-5	3-3	—
1983-84	Lin Dunn	19-12	—	—	—	11-3	6-5	2-4	—
1984-85	Lin Dunn	21-7	—	—	—	16-1	4-4	1-2	—
1985-86	Lin Dunn	9-18	—	—	—	6-7	1-8	2-3	—
1986-87	Lin Dunn	15-15	—	—	—	9-6	3-4	3-5	—
1987-88	Ken Patrick	14-13	—	—	—	7-6	5-7	3-0	—
1988-89	Ferne Labati	21-8	—	—	—	11-1	7-7	3-0	NCAA First Round
1989-90	Ferne Labati	25-6	—	—	—	13-1	8-1	4-4	WNIT First Round
1990-91	Ferne Labati	20-10	NSWAC	9-3	1st*	9-6	5-4	6-0	—
1991-92	Ferne Labati	30-2	BIG EAST	18-0	1st	17-0	11-1	2-1	NCAA Sweet 16
1992-93	Ferne Labati	24-7	BIG EAST	15-3	T-1st	13-3	9-4	2-0	NCAA Second Round
1993-94	Ferne Labati	10-17	BIG EAST	7-11	T-6th	7-5	2-8	1-4	—
1994-95	Ferne Labati	11-16	BIG EAST	8-10	6th	6-7	5-7	0-2	—
1995-96	Ferne Labati	14-13	BIG EAST	9-9	T-4th (T-1st BE 7)	10-6	4-6	0-1	—
1996-97	Ferne Labati	15-14	BIG EAST	8-10	T-6th (T-2nd BE 7)	8-5	5-8	2-1	—
1997-98	Ferne Labati	19-10	BIG EAST	13-5	3rd (2nd BE 7)	12-1	5-8	2-1	NCAA First Round
1998-99	Ferne Labati	15-14	BIG EAST	9-9	T-6th	10-4	4-10	1-0	WNIT First Round
1999-00	Ferne Labati	14-15	BIG EAST	7-9	T-6th	9-8	4-6	1-1	—
2000-01	Ferne Labati	13-15	BIG EAST	6-10	T-8th	11-6	2-8	0-1	—
2001-02	Ferne Labati	19-12	BIG EAST	10-6	5th	12-3	5-8	2-1	WNIT First Round
2002-03	Ferne Labati	18-13	BIG EAST	8-8	7th	11-4	5-7	2-2	NCAA First Round
2003-04	Ferne Labati	22-7	BIG EAST	11-5	T-4th	12-2	7-3	3-2	NCAA First Round
2004-05	Ferne Labati	13-16	ACC	4-10	9th	9-5	2-9	2-2	—
2005-06	Katie Meier	17-13	ACC	6-8	6th	13-5	4-6	0-2	WNIT Second Round
2006-07	Katie Meier	11-19	ACC	2-12	11th	9-6	2-13	0-0	—
2007-08	Katie Meier	9-21	ACC	2-12	T-10th	6-13	2-6	1-2	—
2008-09	Katie Meier	13-17	ACC	2-12	T-10th	9-9	4-7	0-1	—
2009-10	Katie Meier	22-14	ACC	4-10	T-10th	13-6	9-7	0-1	WNIT Finals
2010-11	Katie Meier	28-5	ACC	12-2	T-1st	20-0	6-3	2-2	NCAA Second Round
2011-12	Katie Meier	26-6	ACC	14-2	2nd	16-0	9-5	1-1	NCAA Second Round
2012-13	Katie Meier	21-11	ACC	11-7	T-4th	15-3	5-7	0-2	NCAA First Round
2013-14	Katie Meier	16-15	ACC	8-8	8th	10-9	6-5	0-1	WNIT First Round
2014-15	Katie Meier	20-13	ACC	8-8	8th	15-3	2-9	3-1	NCAA Second Round
2015-16	Katie Meier	24-9	ACC	10-6	T-5th	13-3	8-3	3-3	NCAA First Round
44 Seasons		713-517		221-195 (83-97 ACC)		438-181 (163-68 at Watsco)	203-250 72-86 (11 NCAAAs: 5-11, Six WNITs: 8-7, Two AIWAs: 0-2)	19 Postseasons (13-20)	

* - Finish based off postseason conference tournament

Coaching Awards

Lin Dunn	1980-81 NSWAC Coach of the Year
Ferne Labati	1991-92 BIG EAST Coach of the Year
Ferne Labati	1991-92 Kodak/WBCA National Coach of the Year
Katie Meier	2010-11 ACC Coach of the Year
Katie Meier	2010-11 Russell Athletic/WBCA Region 2 Coach of the Year
Katie Meier	2010-11 Associated Press National Coach of the Year
Katie Meier	2013 USA Basketball National Coach of the Year

All-Time Coaching Records (by Wins)

Name	Year(s)	Season(s)	Record	Pct.
Ferne Labati	1988-05	17	303-195	.608
Katie Meier	2005-pres.	11	207-143	.591
Lin Dunn	1978-87	9	149-119	.556
Barry Schimer	1972-75	3	16-15	.516
Shula Feuer	1975-77	2	16-24	.400
Ken Patrick	1987-88	1	14-13	.519
Isabella Hutchinson	1977-78	1	8-8	.500

HURRICANE LETTER WINNERS

-A-

Anderson, Sandra	1978-79
Archer, Selina	2010-11
Armour, Merren	1988-92
Audibert, Amy	2003-07
Arsova, Vera	2001-03
Athanas, Marecion	1972-73

-B-

Baker, Debbie	1976-77
Barnes, Diane!	2007-10
Barnhart, Beth	1995-99
Barnhart, Kathy	1974-75
Bell, Marci	1975-77
Bentoski, Pat	1979-80
Bjork, Sharon	1975-76
Blair, Briyana	2007-09
Blount, Gailyn	1972-75
Blue, Octavia**	1994-98
Bodley, Martha	1998-02
Bolton, Wendy	1972-73
Bowers, Vicki	1988-92
Bowie, Pat	1978-79
Bowles, Joani	1983-85
Brant, Regina	1985-87
Broussard, Chanivia*	2000-03
Brown, Maria!	2010-14
Bullock, Chountelle	1986-89
Bullock, Sylvia	2008-12
Butler, Hope	1984-88

-C-

Caffey, Chandra	1976-78
Capers, Jessica	2011-13
Castaneda, Jessie	1993-94
Castineira, Barbara	1976-80
Chiarelli, Ann	1972-73
Clark, Charmaine!	2006-10
Clark, Dalia	1999-01
Clayton, Nanci	1985-90
Clement, Jeannine	1973-74
Collinson, Carly	1996-97
Colville, Julie	1985-86
Cornelius, Laura	2015-pres.
Cunningham, LaToya	2005-09
Curtis, Marianne	2004-06

-D-

Davenport, Erykah	2014-pres.
DelPrincipe, Laura	1983-84
Dennis, Caprice	2012-14
Denson, Brittany	2005-07
Dhahabu, Imani	2003-05
Dourney, Sue	1972-73
Drake, LaToya!	2007-09
Drury, Shannon	1996-99

-E-

East, Sue	1973-75
Edwards, Melissa	1985-89
Erman, Lisa	1981-83
Eskinazi-Budge, Selenia	2004-06
Eyer, Sherri	1988-92

-F-

Farber, Sue	1975-76
Farley, Margaret	1989-90
Faulkner, Maureen	1993-96
Feicht, Julie	1988-89
Fistel, Naomi	1973-74
Foot, Wendy	1974-78
Fowler, Kathryn	1998-02
Fuentes, Ana	1978-79
Fulmore, Cordelia	1983-85

-G-

Gardner, Stephanie	2010-11
Gatlin, Rikiah	2008-09
Gering, Marjorie	1978-79
Grafentin, Debbie	1977-79
Graziani, Gina	1996-00
Greene, Nigia	2014-pres.
Grimsley, Albre	2004-08

-H-

Haight, Sue	1973-75
Hamilton, Sandra	1985-86
Harlow, Elaine	1986-90
Harmony, Robin**	1980-84
Hartlaub, Alicia	1999-03
Harris, Carla	1990-93
Harris, Gwen	1980-84
Harris, Keyanna	2014-pres.
Hartman, Sue	1976-80
Harvey, Loretta	1980-84
Hayek, Katie	2002-06
Hayes, Keyona	2012-14; 2015-pres.
Hebert, Jeannie**	1988-92
Henne, Jill	1993-97
Hester, Kathryn	2006-08
Hines, Saritta	1997-98
Hobgood, Tyler	2011-13
Hof, Emese	2015-pres.
Holland, Allison	1977-79
Holmes, Jacquelyn	1972-74
Hope, Kym**	1995-99
Hotchkiss, Mandy	1976-77
Hunter, Dana	1979-83

-I-

Iacoboni, Tessa	1995-98
-----------------	---------

-J-

Jackson, Deborah	1979-80
James, Lamese	2004-06; 2007-09
James, Sheila	1998-02
James, Tamara!**	2002-06

YEAR-BY-YEAR COACHING RECORDS

Johnson, Christi	1989-90
Johnson, Shenise!	2008-12
Jones, Debbie	1972-74
Jones, JoJuana	2004-05
Jones, Lisa	1988-90
Jones, Shay	1992-93; 1994-96
Jordan, Jennifer	1994-96; 1997-99

-K-

Knight, Melissa	2001-06
Kunczt, Belinda	1989-91

-L-

Lavrinovich, Ann	1980-81
Lewman, Lori	1983-85
Lichtenwalner, Kristin	1981-85
Lusinski, Kim	1975-77

-M-

Maggs, Marguerite	1978-79
Maik, Galia	1991-94
Mapp, Donna	1981-83
Marincic, Tatjana	2002-06
Marshall, Debbie	1980-85
Martin, Tania	1985-87
McCarthy, Carolyn	1981-83
McCormick, Yalonda	2001-05
McCray, Johonna	1980-81; 1982-83
McCrystal, Margaret	1976-79
McGarry, Ronnie	1990-94
McGraw, Toni	1987-88
McGuire, Suriya!	2011-15
Melendez, Lisa	1991-92
Mendoza, Yasmin	1992-94
Metcalfe, Lauve	1972-73
Miller, Lynn	1972-73
Mitchell, Kathy	1978-79
Mitchell, Nickki	1992-94
Moore, Damisha	2007-09
Moss, Rochelle	1973-75
Motley, Adrienne	2013-pres
Mounds, Lorraine	1978-79
Mulkewicz, Nancy	1973-74
Mullin, Annette	1987-88
Murray, McChelle	1994-98
Murray, Sheron	1993-96

-N-

Nagel, Bobbi	1975-76
Nando, Dona	1997-01
Nelson, Lori	1979-81

-O-

Oates, Rachel	1997-98
Östh, Camilla	1997-01
Olson, Christine	1992-96
Osei, Lee Anna	2009-10

-P-

Papuga, Amanda	1999-02
Phanord, Fallon	2001-05
Pier, Juli	1980-81; 1982-85
Plowden, Vicki*^	1990-93
Poorman, Jill	1979-82
Poulin, Michelle	1974-75
Prather, Khaila	2014-pres.
Presswood, Shannon	2000-01

-Q-

Quevedo, Laura!	2014-15
-----------------	---------

-R-

Rayam, Linda	1974-75
Reid, Maurita!	2006-08
Richardson, Dottie	1976-77; 1978-81
Rilinger, Holly	1992-93
Rivera, Maria^	1984-88
Robinson, Heather	1994-95
Roos, Asa	1987-88
Roper, Nancy	1972-73
Rosales, Bianca	1997-98
Rubin, Barb	1974-77
Ruddell, Colleen	1984-88

-S-

Saake, Meghan*	1999-03
Sadler, Eboni	2006-07
Sanderson, Anita	1973-74
Sands, Kim	1974-75
Santiago, Lynda	1974-76
Saunders, Krystal	2010-14
Savage, Frances**	1988-92
Schmid, Kate	1994-95
Schwiter, Tara	2013-14
Segall, Nancy	1976-78
Serra, Sue	1975-76
Shaw, Hannah	2009-10
Simcox, Tina	1975-76
Slover, Melinda	1973-74
Smiley, Toni	1984-88
Smith, Iris	1984-86
Smith, Ruth	1987-88
Smith, Tracey	1977-78
Sos, Marcella	1974-75
Sours, Ashley	2008-09
Sterling, Necole!	2013-15
Stroman, Morgan!	2009-13
Suwowich, Liz	1976-77

-T-

Taft, Laurie	1972-75
Tantillo, Mary	1990-93
Taylor, Joyce	1979-82
Taylor, Renee!	2005-07
Thomas, Desma^	1992-94; 1995-97
Thomas, Jessica	2013-pres
Thomas, Sue	1973-76
Thomasson, Erin	1985-87

HURRICANE LETTER WINNERS

Toomer, Tarla	1994-97
Trachten, Roberta	1977-78
Trifiro, Michelle	1974-76

-V-

Vasciunaite, Vitalija	2007-2009
-----------------------	-----------

-W-

Wade, Chris	1986-87
Wade, Linda	1983-84
Wagner, Nina	1991-95
Watson, Veronica	1992-94
Wells, Sandra	1979-80
Werb, Sue	1984-85
Whigham, Yolanda	2001-02
White, Betsy	1978-80
White, Christal	1998-00
Wilkins, Shaquana	2000-04
Willey, Jean	1982-83
Williams, Carla!	2006-08
Williams, Jassany!	2013-15
Williams, Riquna!	2008-12
Williams, Robin	1985-87
Williams, Shanel	2009-12
Williams, Zada	2015-pres.
Wilson, Dellareese	1990-93
Wilson, Hutashi	2000-04
Wilson, Shawnice!	2011-13
Wilson, Sylvia*	1979-82
Wimes, Cassaundra	1994-96; 1997-99
Wood, Tanya	1988-90
Woods, Michelle	2011-13; 2014-16
Woodson, Epiphany	2007-09
Wygall, Wynn	1972-73

-Y-

Yderstrom, Stefanie!	2009-13
Young, Cami	1992-94
Young, Tanya	1991-95

-Z-

Zaltz, Rinat	1994-95
--------------	---------

WNBA player

! Player who played for Katie Meier and went on to sign a professional contract

* ACC Legend (former Miami head coaches Lin Dunn and Ferne Labati are also ACC Legends)

* University of Miami Sports Hall of Fame member (Dunn and Labati are also in UMSHoF; Katie Meier will be inducted in 2017)

RETIRED/HONORED JERSEYS

#2 TAMARA JAMES (2002-06)

2003 Kodak/WBCA & AP Honorable Mention All-American
2003 BIG EAST All-Tournament Team
2004 Full Court Press Honorable Mention All-American
2004 First Team All-BIG EAST
2005 Kodak/WBCA & AP Honorable Mention All-American
2005 First Team All-ACC
2005 ACC All-Tournament Second Team
2006 WBNS Second Team All-American
2006 Full Court Press Third Team All-American
2006 First Team All-ACC
University of Miami Sports Hall of Fame
ACC Women's Basketball Legend
Three-time conference scoring champion
Miami's all-time leader in scoring
Seventh in rebounding and steals at Miami
Only Hurricane to lead team in scoring four straight seasons



From day one at the University of Miami, Tamara James made her mark as one of the top basketball players in program history. One of the country's most prolific players in her four collegiate seasons, James averaged 20.4 points per game and finished her career as Miami's all-time leading scorer with 2,406 points.

A standout guard at South Broward High School, James was ranked No. 14 in the nation by All-Star Girls Report in her senior season, during which she averaged 21.0 points and 11.0 rebounds per game. She was named the Florida State Player of the Year in 2002.

James was a McDonald's All-American, Fourth Team Parade All-American and Nike All-American in high school before choosing to attend the University of Miami, where she helped turn the program into one of the nation's best. She recorded one of the best freshman seasons in UM history, becoming the first freshman to lead the BIG EAST in scoring, with an average of 21.0 points per game. This total ranked her No. 12 nationally and was fourth-best in Miami history at the time. She scored double figures in 30 of 31 games played in the 2002-03 season.

Selected to the All-BIG EAST Preseason First Team, James' sophomore season continued in much the same fashion. She became the 17th Hurricane to reach 1,000 points, finishing the season ranked No. 14 in program history with 1,114. She scored a career-high 37 points in a win against Eastern Kentucky, and 22 points in 25 minutes in a win against Seton Hall. She earned All-BIG EAST First Team honors and was named BIG EAST Player of the Week twice on the season.

With Miami's move to the ACC in time for the 2004-2005 season, James became the second player in NCAA history to lead two major conferences in scoring. She led the Hurricanes in nearly every statistical category during her junior season, including field goals made (242), 3-point percentage (.328), rebounding (6.9 rpg) and minutes played (36.1 mpg), helping the Hurricanes to an NCAA Tournament berth.

In her senior season, James led the ACC in scoring with an average of 21.5 points per game and helped earn Miami a place in the 2006 WNIT. She passed UM Hall of Famer Maria Rivera's all-time scoring record when she netted 32 points against FIU. During James' career, the Hurricanes posted a 70-47 record.

James not only left UM with the most points in program history, but also as the leader in free throws made and free throws attempted, in addition to ranking in the top three all-time in nine different categories. She was the first-round draft pick of the WNBA's Washington Mystics in 2006 and has since played overseas for teams in Israel, Turkey and Spain. She was chosen as a member of the ACC Women's Basketball Legends Class of 2012.

RETIRED/HONORED JERSEYS

#10 OCTAVIA BLUE (1994-98)

1995 BIG EAST All-Freshman Team

1996 Second Team All-BIG EAST

1997 Second Team All-BIG EAST

1998 WBNS Third Team All-American

1998 Kodak/WBCA Honorable Mention All-American


1998 First Team All-BIG EAST

University of Miami Sports Hall of Fame

ACC Women's Basketball Legend

Miami's single-season 3-point percentage leader

Seventh in scoring at Miami



The first player in University of Miami program history to reach the WNBA, Octavia Blue had an illustrious career as a Hurricane. She ended her tenure at UM ranking in the top six of numerous career statistical categories, including fourth in scoring with 1,724 points, a number that still ranks seventh all-time.

A native of Deerfield Beach, Fla., Blue matriculated to Miami after a stellar prep career at nearby Nova High School, where she was a two-time team captain. She averaged double figures all four seasons, including posting 28.2 points and 15.0 rebounds per game during a dominant senior season. That year, she received first team all-state and player of the year recognition from both the *Miami Herald* and the *Sun Sentinel*. Both papers named Blue, who notched 46 points in one high school game, second team all-state after a junior season in which she logged 26.4 points and 13.0 rebounds per game.

Blue made an impact right away at Miami, leading the Hurricanes in scoring (14.5 ppg), rebounding (7.2 rpg), minutes (29.8 mpg) and blocks (20) during her freshman campaign in 1994-95. In the first game of her career, Blue notched 24 points and nine rebounds against Fairfield. She followed that with a 28-point outing versus Florida Atlantic in her second-career contest. Following the season, Blue was selected to the BIG EAST All-Freshman Team.

In 1995-96, as a sophomore, Blue garnered the first of three straight All-BIG EAST honors. Starting all 27 contests, Blue scored in double figures 24 times and led Miami in scoring (16.0 ppg) for the second straight year. She also tallied a team-best five double-doubles and paced UM in field goal percentage (.488). Blue earned the first of four career BIG EAST Player of the Week honors during a season in which Miami tied for first in the BIG EAST 7 Division.

Blue was named a Third Team All-BIG EAST selection for the second season in a row as a junior in 1996-97. The skilled forward posted 13.4 points and 5.6 rebounds per contest and totaled a career-best 37 steals during the campaign.

Saving her best for last, Blue was dominant during her senior season in 1997-98. She became the second player in program history to garner first, second or third team All-America honors, earning WBNS Third Team All-America status. A Second Team All-BIG EAST pick and a Kodak/WBCA Honorable Mention All-American, Blue led Miami in scoring for the third time (19.2 ppg) and helped the Hurricanes to their fourth NCAA Tournament appearance. Her 40 points and 16 made field goals against Florida Atlantic were then the third-highest single-game marks by a UM player and it still stands tied for fourth. After attempting just three 3-pointers in her first three seasons, Blue posted the best single-season mark in program history (.453) in her last year.

Blue started 107 of 112 games during her career and three of contests she did not start were games she missed with an ankle injury as a freshman. Entering 2016-17, she has still has six career records in the top 10 on Miami's all-time list. In 2008, Blue was both inducted into the UM Sports Hall of Fame and tabbed as an ACC Women's Basketball Legend.

RETIRED/HONORED JERSEYS

#11 MARIA RIVERA (1984-88)

1984 WBBY Freshman All-American

1988 Kodak/WBCA Honorable Mention All-American

University of Miami Sports Hall of Fame

Miami's all-time leader in field goals made

Second in scoring and steals, sixth in assists at Miami

Only Hurricane to score 40-plus points in a game multiple times

As one of the most electric scorers ever to step on the court and play at the University of Miami, Maria Rivera left her mark as a four-year standout with the Hurricanes. During her playing career from 1984-88, Rivera reached a level never before achieved at Miami and departed as the Hurricanes' record holder in several categories, including career points with 2,358.

Rivera came to Miami by way of Canovana, Puerto Rico, where, at just the age of 14, she was named the 1978 Player of the Year by the Puerto Rican Olympic Committee before going on to star on the Puerto Rican 1979 and 1983 Pan American Teams.

From day one she showed an unprecedented desire to achieve at UM. Speaking only Spanish, Rivera borrowed \$2,000 dollars from a bank to enroll in an intense fast-paced English program to pass an English equivalency exam required to enroll at Miami, and just three months later she was on campus and playing for the Hurricanes.

Rivera averaged 18.7 points and 5.3 assists, leading the Hurricanes in scoring in 13-of-28 games in 1984-85, her first season at Miami. That season she showed what lay ahead on several occasions, including a school-record-setting performance against Lamar during which she hit 10-of-11 shots from the field and a 33-point outing against Florida. Following the conclusion of the regular season, she was named to the *Women's Basketball Yearbook* Freshman All-America Team.

The following season she stepped up her game, averaging 21.4 points, 4.4 rebounds and 3.3 assists. Her 21.4 points per game was the second-highest single-season average in UM history and her 579 points was the third-highest ever at Miami.

Rivera's junior season was highlighted by yet another impressive scoring output, averaging 20.9 points, which ranked third all-time at UM just behind her previous season's mark. That year was full of memorable achievements, including a then-career-high 38-point game in UM's opener against Monmouth, but none were more exciting than when she surpassed former Hurricane Sylvia Wilson to become Miami's all-time leading scorer.

In her senior campaign at Miami, Rivera turned in another memorable season. Needing 29 points to break former men's basketball legend Rick Barry's UM basketball record of 2,298 points, Rivera scored 30 points in the first half of a Feb. 25 contest with UCF en route to a then-school-record 41 points to become Miami's all-time leading scorer in both men's and women's basketball.

Upon finishing her career with the Hurricanes, Rivera left as the school record-holder in 16 separate categories—including points (2,358), scoring average (21.1 ppg), steals (382) and field goals made (891) and attempted (1,931) to firmly ensure her place as one of the greatest basketball players to ever play at Miami.



RETIRED/HONORED JERSEYS

#24 FRANCES SAVAGE (1988-92)

1990 WNIT All-Tournament Team
1991 AP Second Team All-American
1991 Kodak/WBCA Honorable Mention All-American
1992 Sports Illustrated Player of the Year
1992 Kodak/WBCA First Team All-American
1992 BIG EAST Player of the Year
1992 BIG EAST Tournament MVP
1992 First Team All-BIG EAST
1992 BIG EAST Most Improved Player
University of Miami Sports Hall of Fame
ACC Women's Basketball Legend
Iron Arrow Society
Third in rebounding, fourth in scoring at Miami



Frances Savage is one of the best players to ever don a uniform at the University of Miami. During her four-year career from 1988-91 Savage etched her name throughout the UM record books. She left as the school's second all-time leading scorer with 2,184 points and still ranks first all-time with a career 23.2 scoring average—despite missing all but two games of the 1990-91 season.

The 12th child of a household of 13 children, the Fort Lauderdale, Fla., native averaged greater than 30 points per game during her senior season at Sunrise Piper High School and was named the *Miami Herald's* Broward Player of the Year in 1985 and 1987.

After drawing All-America honors as a high school standout, Savage chose to attend the University of Miami, but was forced to sit out her freshman season in 1987 while fulfilling academic requirements. Once her opportunity arose in 1988, Savage burst onto the scene, scoring 32 points in her collegiate debut versus Southwest Missouri State—the most points scored by a Miami player in her opening game. She would go on to start and score double figures in all 29 games of the 1988 season, averaging 22.4 points and 9.2 rebounds per game.

As a preseason All-America candidate, Savage's junior season picked up where the 1988 season left off, scoring double figures in all 31 games that season while leading the team in scoring (23.6 ppg), rebounding (9.5 rpg), steals (7.1), free throw percentage (.786) and field goal percentage (.540). In 1990, Savage opened her senior season with back-to-back 30-point outings, but was lost for the year with a torn ACL suffered in just the second game of the season.

Granted a fifth year of eligibility, in 1991, Savage returned to score 31 points in her first start against in-state rival Florida. She tied the then-school record with 41 points in Miami's win over Providence during the course of the Hurricanes' 30-game win streak.

Averaging 23.3 points and 10.6 rebounds per game, Savage helped lead the Hurricanes to the BIG EAST Championship title in only their first season in the conference and was named both the BIG EAST and *Sports Illustrated* Player of the Year, in addition to garnering Kodak/WBCA All-America honors.

At the end of her illustrious career, Savage ranked No. 10 in Division I history in scoring average (minimum 1,500 points) and her 23.2 mark stands at No. 20 all-time entering 2016-17.

Savage left Miami as one of the most decorated athletes in school history, holding nine Hurricane records, as well as finishing as the school's second all-time leading scorer. She has since been inducted into the UM Sports Hall of Fame and to UM's Iron Arrow Society—the highest honor bestowed on an individual by the university. Savage was Miami's inaugural ACC Women's Basketball Legend, earning the distinction in 2005.





KEYONA HAYES
FORWARD

NIGIA GREENE
GUARD

ADRIENNE MOTLEY
GUARD

JESSICA THOMAS
GUARD





2016-17 SCHEDULE

KENTUCKY CLASSIC

NOV 11	Kentucky	AWAY	7 PM
NOV 13	Albany	NEUTRAL	7 PM
NOV 16	Charlotte	HOME	7 PM
NOV 20	St. John's	AWAY	7 PM

MIAMI THANKSGIVING TOURNAMENT

NOV 25	Grambling State	HOME	4 PM
NOV 27	Fordham/Texas Tech	HOME	TBA

ACC/BIG TEN CHALLENGE

DEC 1	Ohio State	AWAY	7 PM
DEC 4	Old Dominion	HOME	2 PM
DEC 6	Loyola Chicago	HOME	11 AM
DEC 16	FIU	AWAY	7 PM

MIAMI HOLIDAY TOURNAMENT

DEC 19	Coppin State	HOME	5 PM
DEC 20	East Tennessee State/Maine	HOME	TBA

BEGINNING OF CONFERENCE PLAY

DEC 29	Florida State	HOME	7 PM
JAN 2	Pittsburgh	AWAY	7 PM
JAN 5	NC State	AWAY	7 PM
JAN 8	Notre Dame	HOME	3 PM
JAN 11	Virginia Tech	HOME	7 PM
JAN 15	Louisville	AWAY	1:30 PM
JAN 22	Syracuse	AWAY	2:30 PM
JAN 26	North Carolina	HOME	7 PM
JAN 29	Boston College	HOME	1 PM
FEB 2	Wake Forest	AWAY	7 PM
FEB 6	Florida State	AWAY	7 PM
FEB 9	Virginia	HOME	7 PM
FEB 12	Clemson	HOME	2 PM
FEB 19	Duke	AWAY	1 PM
FEB 19	Virginia Tech	AWAY	7 PM
FEB 26	Georgia Tech	HOME	1 PM

ACC TOURNAMENT

MARCH 1-5	Conway, S.C.	NEUTRAL	TBA
------------------	--------------	---------	-----