

#2/2 SYRACUSE (13-0) vs MIAMI (8-5, 0-1) • JANUARY 4, 2014 • CARRIER DOME • SYRACUSE, N.Y.



Wes Durham
Mike Gminski

Matt Park
Jim Satalin

Kevin Fitzgerald
Ben Fontana
Chris Bolt

2013-14 Schedule (13-0)

November

8 CORNELL	W, 82-60
12 FORDHAM	W, 89-74
16 COLGATE	W, 69-50

EA Sports Maui Invitational

18 ST. FRANCIS-BROOKLYN	W, 56-50
25 vs. Minnesota	W, 75-67
26 vs. California	W, 92-81
27 vs. #18/17 Baylor	W, 74-67

December

ACC/Big Ten Challenge

3 arv/23 INDIANA	W, 69-52
7 BINGHAMTON	W, 93-65
15 at. St. John's	W, 68-63
20 HIGH POINT	W, 75-54
28 #8/11 VILLANOVA	W, 78-62
31 EASTERN MICHIGAN	W, 70-48

January

4 MIAMI	2:00 p.m.
7 at Virginia Tech	9:00 p.m.
11 NORTH CAROLINA	12:00 p.m.
13 at Boston College	9:00 p.m.
18 PITTSBURGH	4:00 p.m.
25 at Miami	1:00 p.m.
29 at Wake Forest	9:00 p.m.

February

1 DUKE	6:30 p.m.
3 NOTRE DAME	7:00 p.m.
9 CLEMSON	6:00 p.m.
12 at Pittsburgh	7:00 p.m.
15 NC STATE	3:00 p.m.
19 BOSTON COLLEGE	7:00 p.m.
22 at Duke	6:00 p.m.
24 at Maryland	7:00 p.m.

March

1 at Virginia	4:00 p.m.
4 GEORGIA TECH	7:00 p.m.
9 at Florida State	2:00 p.m.

ACC Tournament, Greensboro, N.C.

12- ACC Tournament at Greensboro	TBD
16 Coliseum	

SU Storylines

1. Syracuse faces its first game as an ACC member when it plays Miami.
2. Tyler Ennis is second in assist turnover ratio (4.67) through games of Jan. 2.
3. Syracuse is one of seven unbeaten teams in the Division I ranks.
4. Coach Jim Boeheim ranks second in Division I coaching wins with 933.
5. SU has been ranked in 83 straight Associated Press Polls.

Syracuse Makes ACC Debut

#2/2 Syracuse (13-0) will begin league-play in the Atlantic Coast Conference for the first time in school history when Miami comes to the Carrier Dome on January 4.

The Orange navigated through the non-conference portion of its schedule without a blemish, finishing undefeated for the fourth time in the last five seasons.

SU leads the all-time series 14-5 with 18 of the meetings coming when both squads were in the BIG EAST. Syracuse won the last two contests, both in Miami, by scores of 54-49 and 91-74 in 2003 and 2004, respectively.

Miami head coach Jim Larrañaga is coming off a spectacular 2012-13 season in which he led the Hurricanes to a No. 2 national ranking and No. 2 seed in the NCAA Tournament, earning him Associated Press, Naismith, USBWA and ACC Coach of the Year honors. In his third year at Miami, Larrañaga is 57-25, including a 29-7 mark last year.

The Hurricanes are on a three-game win streak after starting off the season 5-5. The team has already played four overtime contests, including the ACC opener which resulted in a one-point loss to Virginia Tech.

Senior Rion Brown tops the team with 13.8 points and 3.0 assists per game. Graduate student Donnavan Kirk is another solid contributor with 9.6 points per outing and team-best averages of 7.3 rebounds and 2.2 blocks.

	VS.	
2013-14	Season	2013-14
13-0	W-L	8-5
10-0	Last 10	6-4
5-0	Last 5	3-2
76.2	PPG	65.0
61.0	OPP PPG	60.3
+15.2	Margin	+4.7
.474	FG %	.424
.415	FG % DEF	.402
.366	3PT %	.323
.332	3PT % DEF	.353
.687	FT %	.707
35.5	RPG	37.2
30.4	OPP RPG	33.3
+5.1	Margin	+3.9
14.2	Assists PG	11.6
10.3	Turnovers PG	10.9
4.9	Blocks PG	4.3
10.1	Steals PG	6.1

Syracuse Top 11

No.	Player	Pos.	Ht.	Wt.	Class	2013-14	
						PPG	RPG
25	Rakeem Christmas	F	6-9	250	Jr.	5.7	3.6
<i>With the first five in 88-of-90 games at SU; tied career high with 15 vs. Eastern Michigan</i>							
32	DaJuan Coleman	C	6-9	280	So..	4.7	4.3
<i>Tied career-best with 14 points versus St. Francis Brooklyn; 13 points, 10 rebounds vs. Binghamton</i>							
10	Trevor Cooney	G	6-4	195	RSo.	14.3	1.9
<i>Had a career-high 27 points against Cornell; 43-of-86 from 3 (.500)</i>							
11	Tyler Ennis	G	6-2	180	Fr.	11.8	3.5
<i>Career-best 28 points against California; ACC Rookie of the Week 12/30</i>							
5	C.J. Fair	F	6-8	215	Sr.	17.4	5.5
<i>2013 EA Sports Maui Invitational MVP; career-high 26 points against Fordham</i>							
0	Michael Gbinije	G	6-7	200	So.	4.2	2.4
<i>Tallied a career-high 11 points and 6 rebounds versus Colgate</i>							
3	Jerami Grant	F	6-8	210	So.	12.9	5.9
<i>Career-best 19 points versus California and Baylor; double-double against Fordham (16-10)</i>							
2	B.J. Johnson	F	6-7	185	Fr.	2.0	0.9
<i>Averaged 9.3 points and 4.8 rebounds in four Canada exhibition games</i>							
12	Baye Moussa Keita	C	6-10	220	Sr.	2.2	3.1
<i>Has a team-leading 115 career games under his belt; 7 boards vs. Cornell and Fordham</i>							
34	Ron Patterson	G	6-2	200	Fr.	2.7	1.0
<i>Career-high 10 points against Binghamton</i>							
21	Tyler Roberson	F	6-8	212	Fr.	2.9	2.8
<i>Tied season-bests with six points, five boards against Eastern Michigan</i>							



Syracuse Hoop History

First Year of Basketball: 1900-01

Overall All-Time Record: 1,887-832, .694

NCAA Wins Ranking: 5th

NCAA Winning Percentage Ranking: 6th

Consecutive Winning Seasons: 43, 1970-71 to present; top active streak in Division I

NCAA Tournament Appearances (36):

1957, 1966, 1973, 1974, 1975, 1976, 1977, 1978, 1979, 1980, 1983, 1984, 1985, 1986, 1987, 1988, 1989, 1990, 1991, 1992, 1994, 1995, 1996, 1998, 1999, 2000, 2001, 2003, 2004, 2005, 2006, 2009, 2010, 2011, 2012, 2013

NCAA Tournament Record: 60-36, .625

NCAA Championships (1): 2003

NCAA Final Fours (5): 1975, 1987, 1996, 2003, 2013

NCAA Elite Eights (9): 1957, 1966, 1975, 1987, 1989, 1996, 2003, 2012, 2013

NCAA Sweet Sixteens (18): 1975, 1977, 1979, 1980, 1984, 1987, 1989, 1990, 1994, 1996, 1998, 2000, 2003, 2004, 2009, 2010, 2012, 2013 (first recorded in 1975)

NIT Appearances (12): 1946, 1950, 1964, 1967, 1971, 1972, 1981, 1982, 1997, 2002, 2007, 2008

NIT Record: 14-13

Helms Foundation Championships (2): 1917-18, 1925-26

Naismith Memorial Basketball Hall of Fame (3): Dave Bing (1990), Jim Boeheim (2005), Vic Hanson (1960)

All-Americans: 41

Consensus All-Americans (10):

Carmelo Anthony, Dave Bing, Derrick Coleman, Sherman Douglas, Wesley Johnson, Billy Owens, Rony Seikaly, John Wallace, Hakim Warrick, Pearl Washington

CoSIDA Academic All-Americans (7):


Hal Cohen, Dennis DuVal, Rick Dean, Craig Forth, George Hicker, Danny Schayes, Bill Smith

NCAA Postgraduate Scholarships (2):

Marius Janulis, Danny Schayes

Retired Jerseys (10):

Carmelo Anthony, Dave Bing, Derrick Coleman, Sherman Douglas, Billy Gabor, Vic Hanson, Billy Owens, Wilmet Sadat-Singh, Rony Seikaly, Pearl Washington



C.J. Fair

December's Best

C.J. Fair

5 games

17.4 ppg.

4.6 rpg.

1.8 apg.

0.4 bpg.

1.8 spg.

34.2 mpg.

- ✓ **Dec. 31:** SU finished an unblemished non-conference schedule by defeating Eastern Michigan, 70-48. It marked the program's 51st consecutive non-conference victory in the Dome.
- ✓ **Jerami Grant** made his first start of the season and scored nine of his 15 points in the first 4:24 of play against the Eagles. **Rakeem Christmas** tied his career-high with 15 points.
- ✓ **Dec. 28:** In a battle of unbeaten teams, SU defeated Villanova, 78-62, in front of the season's largest on-campus crowd at the Dome (28,135).
- ✓ The Orange rebounded from a 25-7 deficit by tallying 20 unanswered points. **Trevor Cooney** had a squad-best 21 points, including five 3-pointers for the second straight outing. **Tyler Ennis** added 20 points.
- ✓ **Dec. 20:** Syracuse used a 28-3, second-half run to put away High Point and eventually win, 75-54. **Trevor Cooney** had 17 points, including five 3-pointers.
- ✓ **C.J. Fair** had 15 points against the Panthers and **Tyler Ennis** added 10 points, nine assists and five steals
- ✓ **Dec. 15:** **Tyler Ennis** and **C.J. Fair** each scored 21 points to lead Syracuse past St. John's, 68-63. Ennis had 15 of his points in the first half and finished 10-of-10 from the foul line.
- ✓ Syracuse scored 10 of the last 13 points to overcome a two-point, second-half deficit and beat the Red Storm.
- ✓ **Dec. 7:** Five players scored in double digits and SU had an 18-0, first-half stretch, which helped the Orange beat Binghamton, 93-65. **DaJuan Coleman** had 13 points and 10 boards and **C.J. Fair** had 19 points.
- ✓ **Dec. 3:** Syracuse used a 12-0, second-half run, to pull away from a 33-33 tie and eventually defeat rv/23 Indiana in the Big 10/ACC Challenge, 69-52.
- ✓ **Trevor Cooney** had a game-high 21 points and had five three-pointers and four steals. **Tyler Ennis** contributed 17 points, a team-best seven rebounds and eight assists, and four steals.

Orange Career Totals

includes Eastern Michigan game

Double-Digit Scoring Games

Name	2013-14	Total
C.J. Fair	12	68
Trevor Cooney	11	16
Jerami Grant	10	15
Rakeem Christmas	2	10
Tyler Ennis	9	9
DaJuan Coleman	3	8
Baye Moussa Keita		5
Michael Gbinije	1	1
Ron Patterson	1	1

20 + Point Games

Name	2013-14	Total
C.J. Fair	4	13
Trevor Cooney	4	4
Tyler Ennis	3	3

5+ 3-point FG Games

Name	2013-14	Total
Trevor Cooney	7	8

10+ Rebound Games

Name	2013-14	Total
C.J. Fair	1	14
Baye Moussa Keita		4
Rakeem Christmas		3
DaJuan Coleman	2	3
Jerami Grant	1	1

Double-Doubles

Name	2013-14	Total
C.J. Fair	1	12
DaJuan Coleman	2	3
Jerami Grant	1	1

3+ Block Games

Name	2013-14	Total
Rakeem Christmas	1	14
C.J. Fair		9
Baye Keita		7
DaJuan Coleman		2

3+ Steal Games

Name	2013-14	Total
C.J. Fair	3	11
Trevor Cooney	6	8
Tyler Ennis	7	7
Baye Moussa Keita		3
Jerami Grant	1	1

Starts


Name	2013-14	Total	Consec.
C.J. Fair	13	63	59
Rakeem Christmas	13	88	58
DaJuan Coleman	12	32	12
Trevor Cooney	13	13	13
Tyler Ennis	13	13	13
Jerami Grant	1	10	1
Baye Moussa Keita		10	--



2013-14 SU Free Throw Shooting In Last 5 Minutes, OT

13 games

No.	Player	5:00-2:00	1:59-1:00	:59-0:00	Total	Pct.	OT	2013-14	Pct.
11	Ennis	2-2	8-9	7-9	17-20	.850		51-70	.729
3	Grant	4-4		6-6	10-10	1.000		49-75	.653
5	Fair	5-7		4-7	9-14	.643		41-57	.719
32	Coleman	2-3	0-2		2-5	.400		14-28	.500
10	Cooney	3-4		6-6	9-10	.900		23-26	.885
25	Christmas	3-4			3-4	.750		18-26	.692
00	Gbinije	2-4	3-4	0-1	5-9	.556		17-28	.607
21	Roberson							9-10	.900
12	Keita							5-7	.714
4	Hart			1-2	1-2	.500		1-2	.500
34	Patterson			0-2	0-2	.000		0-3	.000
Totals		21-28	11-15	24-33	56-76	.737	0-0	228-332	.687



C.J. Fair

November's Best

C.J. Fair
7 games
18.0 ppg.
5.9 rpg.
1.1 apg.
0.6 bpg.
1.7 spg.
36.4 mpg.

November Orange Notes

- ✓ **C.J. Fair** was named MVP of the EA Sports Maui Invitational. Over the three games, he averaged 18.0 points, 6.3 rebounds and 2.0 steals per contest. **Jerami Grant** was selected to the all-tournament team.
- ✓ **Nov. 27:** Syracuse captured its third EA Sports Maui Invitational in three tries when it defeated Baylor, 74-67. The Orange improved its record to 10-0 in the event.
- ✓ **C.J. Fair** had 14 of his 24 points in the second half and **Jerami Grant** added 19 off the bench for the Orange.
- ✓ **Nov. 26:** **Tyler Ennis** had a career-high 28 points and Trevor Cooney added 23 points to help SU defeat California, 92-81, in the EA Sports Maui Invitational semifinals.
- ✓ **Jerami Grant** had a career-best 19 points and the Orange took advantage of a 13-2, second-half run. SU was 23-of-24 (.958) from the line.
- ✓ **Nov. 25:** **C.J. Fair** tallied his first double-double of the season with 16 points and 10 boards to lead SU past Minnesota in the EA Sports Maui Invitational, 75-67.
- ✓ **Trevor Cooney** had 15 points on five 3-pointers and Tyler Ennis contributed 12 points, five assists and five steals without committing a turnover.
- ✓ **Nov. 18:** Trailing by four with 4:10 left, the Orange went on a 10-0 run to edge St. Francis Brooklyn, 56-50. **Jerami Grant** scored four of SU's last eight points.

- ✓ The Syracuse win against St. Francis Brooklyn was the first game in the EA Sports Maui Invitational. **Dajuan Coleman** tied his career-best effort with 14 points. He was 5-of-5 from the field and 4-of-4 from the line.
- ✓ **Nov. 16:** Syracuse defeated Colgate for the 48th straight time, beating the Raiders, 69-50. It represents the longest active win streak versus one school in Division I.
- ✓ **C.J. Fair** had 20 points against Colgate.
- ✓ **Nov. 12:** **C.J. Fair** had a career-high 26 points to lead Syracuse past Fordham, 89-74. SU led by as many as 27 and never trailed in the contest.
- ✓ **Jerami Grant** posted the first double-double of his career with 16 points and 10 rebounds versus the Rams. **Dajuan Coleman** had 10 points and 10 boards.
- ✓ **Nov. 11:** **Trevor Cooney** was named the season's first ACC Player of the Week. He had 27 points, three rebounds, two assists and four steals against Cornell.
- ✓ **Nov. 8:** The Orange opened the regular season by beating Cornell, 82-60. It was SU's 34th straight victory versus Cornell.
- ✓ SU trailed by 14 in the first half by **Trevor Cooney** keyed a comeback with a career-high 27 points. He had a personal-best seven 3-pointers.
- ✓ **Nov. 5:** Syracuse defeated Ryerson from Canada, 81-46. The Orange used a 16-0, second-half run to tame the Tigers in the second exhibition game.
- ✓ **C.J. Fair** had a game-high 18 points. **Dajuan Coleman** had 11 points and 10 rebounds and **Rakeem Christmas** contributed 10 points and eight boards.
- ✓ **Nov. 1:** SU won against Division II Holy Family in the exhibition opener, 79-41. The Orange scored the game's first 10 points and never looked back.
- ✓ **C.J. Fair** finished with 13 points, nine rebounds and five assists. **Jerami Grant** shared game scoring honors with 13 points while guards **Tyler Ennis** and **Ron Patterson** each added 11.

In-Season Media Services

Interview Opportunities

Postgame: The Syracuse lockerroom is open following **Coach Jim Boeheim's** postgame press conference.

Coach Boeheim: To contact **Coach Boeheim**, call the basketball office at (315) 443-4608. Outside of postgame interviews and specific media interview days, media should make arrangements with **Coach Boeheim** directly.

Student-Athletes and Assistant Coaches:

Media interview days will be scheduled throughout the season. **Please respect the privacy of the student-athletes and their families, by NOT contacting them directly.** Interviews SHOULD NOT be conducted without making the arrangements through Pete Moore in Athletic Communications.

Attending Practice: Contact Pete Moore to obtain the practice schedule and site, to learn if the practice is open, and to notify him if you plan to attend. REPORTING ON INJURIES OR THE SPECIFIC PRACTICE IS PROHIBITED.

Radio

Syracuse ISP Sports Network: Voice of the Orange **Matt Park '97** and analyst **Jim Satalin** broadcast all of Syracuse's games on the Syracuse ISP Radio Network. The programming originates from **WTKW-FM (99.5)** and is carried by affiliates in New York, Pennsylvania and Vermont. WAER-FM (88.3) also carries SU men's basketball games home and away.

The AmeriCU Jim Boeheim Show: The show is broadcast live from Delmonicos, 7:00-9:00 p.m. on Wednesday, November 13 and 20. Hosted by Voice of the Orange **Matt Park '97**, the program originates from flagship station WTKW-FM (99.5)

SU on Sirius: SIRIUS Satellite radio carries SU men's basketball games on a family of more than 120 stations. Visit www.sirius.com for a channel guide.

Television

Syracuse Sidelines: Time Warner Cable Sports airs Syracuse Sidelines on Thursday night's at 7:00 p.m. It is hosted by Time Warner sports director **Mark Larson** and features **Coach Boeheim** and assistant coach **Mike Hopkins**.

Internet

www.suathletics.com: The site includes up-to-the minute SU athletics news, rosters, schedules, results, and statistics for all 21 varsity sports. Broadcasts of Syracuse University men's basketball can be heard through the website as well.

Orange All-Access

Coach Jim Boeheim's post-game press conference and game highlights are available on Orange All-Access.

Atlantic Coast Conference (www.acc.com):

The Atlantic Coast Conference website contains current news, including standings, notes, results and statistics.

Athletic Communications Men's Basketball Directory

Pete Moore, director..... 315-443-2608
 cell phone 315-952-5011
 e-mail address..... pimoores@syr.edu
 Susie Mehinger, assistant..... 315-443-2608
 Greg Szklany, intern 315-443-1330



October Orange Notes

- ✓ Syracuse was picked to finish second in the ACC in the league's pre-season poll that was voted on by media. Duke earned the top spot. The Orange earned three first-place votes.
- ✓ **C.J. Fair** was selected as the ACC Preseason Player of the Year. He was named to the Preseason All-ACC team.

Non-Conference Dome Dominance **51**

SU Streak

2013-14 (9-0)

51.	12/31	Eastern Michigan	W	70-48
50.	12/28	Villanova	W	78-62
49.	12/20	High Point	W	75-54
48.	12/7	Binghamton	W	93-65
47.	12/3	Indiana	W	69-52
46.	11/18	St. Francis-Brooklyn	W	56-50
45.	11/16	Colgate	W	69-50
44.	11/12	Fordham	W	89-74
43.	11/8	Cornell	W	82-60

2012-13 (10-0)

42.	12/31	Central Connecticut	W	96-62
41.	12/29	Alcorn State	W	57-36
40.	12/17	Detroit	W	72-68
39.	12/15	Canisius	W	85-61
38.	12/8	Monmouth	W	108-56
37.	12/6	Long Beach State	W	84-53
36.	12/3	Eastern Michigan	W	84-48
35.	11/25	Colgate	W	87-51
34.	11/21	Princeton	W	73-53
33.	11/18	Wagner	W	88-57

2011-12 (10-0)

32.	12/22	Tulane	W	80-61
31.	12/20	Bucknell	W	80-61
30.	12/10	George Washington	W	85-50
29.	12/6	Marshall	W	62-56
28.	12/2	Florida	W	72-68
27.	11/29	Eastern Michigan	W	84-48
26.	11/19	Colgate	W	92-47
25.	11/15	Albany	W	98-74
24.	11/14	Manhattan	W	92-56
23.	11/12	Fordham	W	78-53

2010-11 (10-0)

22.	12/22	Drexel	W	93-65
21.	12/20	Morgan State	W	97-55
20.	12/18	Iona	W	83-77
19.	12/11	Colgate	W	100-43
18.	12/4	N.C. State	W	65-59
17.	11/30	Cornell	W	78-58
16.	11/21	William & Mary	W	63-60
15.	11/16	Detroit	W	66-55
14.	11/14	Canisius	W	86-67
13.	11/12	Northern Iowa	W	68-46

2009-10 (10-0)

12.	1/6	Memphis	W	74-57
11.	12/22	Oakland	W	92-60
10.	12/19	St. Bonaventure	W	85-72
9.	12/13	St. Francis (NY)	W	75-51
8.	12/5	Maine	W	101-55
7.	11/30	Colgate	W	92-58
6.	11/27	Columbia	W	85-60
5.	11/24	Cornell	W	88-73
4.	11/11	Robert Morris	W	100-60
3.	11/9	Albany	W	75-43

2008-09 (2-1)

2.	12/22	Coppin State	W	82-71
1.	12/17	Canisius	W	82-60
	12/15	Cleveland State	L	69-72



Syracuse won its third EA Sports Maui Invitational title in November. The Orange improved its overall record in the event to 10-0 after defeating Baylor in the championship game.

Specialty Statistics

13 games

Opponent	PP	PTO	SCP	FBP	BP
	SU-OPP	SU-OPP	SU-OPP	SU-OPP	SU-OPP
Cornell	35-22	17-14	14-13	21-4	21-16
Fordham	38-16	23-6	27-6	10-8	30-7
Colgate	30-10	18-8	19-11	10-0	25-11
St. Francis Brooklyn	30-22	15-7	20-7	9-3	21-13
vs. Minnesota	30-24	26-10	19-12	11-8	17-25
vs. California	42-38	19-11	14-15	11-12	23-17
vs. Baylor	36-22	24-8	8-12	10-3	21-25
Indiana	32-22	19-10	11-10	7-4	9-9
Binghamton	34-20	34-4	28-13	9-6	38-5
at St. John's	38-34	8-12	8-1	2-12	14-14
High Point	38-18	27-4	11-5	14-5	27-28
Villanova	27-10	22-15	12-8	8-8	17-19
Eastern Michigan	40-18	23-11	11-8	15-6	17-8
2013-14 Avg.	34.6-21.2	21.2-9.2	15.5-9.3	10.5-6.1	20.8-15.2
2012-13 Avg.	32.7-22.3	16.2-12.5	12.8-10.4	10.1-6.7	18.3-15.2
2011-12 Avg.	34.1-23.9	19.9-10.0	12.8-11.7	13.2-6.5	31.6-14.3
2010-11 Avg.	34.3-23.8	17.6-12.3	11.9-9.5	13.0-6.4	19.0-15.2
2009-10 Avg.	40.1-27.7	18.4-15.4	13.1-12.3	14.3-6.6	24.4-15.7
2008-09 Avg.	40.4-30.2	16.0-15.9	11.7-13.2	16.3-10.2	17.9-15.7
2007-08 Avg.	38.6-28.1	17.4-16.6	13.6-12.5	14.0-8.6	9.0-18.5
2006-07 Avg.	30.1-25.1	17.2-15.1	12.2-13.4	12.3-8.4	22.9-17.0
2005-06 Avg.	30.1-24.5	16.8-16.9	13.3-11.1	11.6-8.2	13.5-14.7

PP=points in the paint points PTO=points off turnovers SCP=second chance points
 FBP=fast break points BP=bench points



2013-14 Opponents

includes January 2 games

Date	Opponent	W-L	Rank	*RPI	Series	Post	TV
11/8	CORNELL	0-12			88-31		RSN
11/12	FORDHAM	7-6			28-16		ESPN 3
11/16	COLGATE	6-6			121-45		RSN
11/18	SF BROOKLYN	9-5			4-0		ESPN 3
11/25	vs. Minnesota	11-3			1-1		ESPN 2
11/26	vs. California	10-4			3-0		ESPN
11/27	vs. Baylor	11-1	9/11		2-0		ESPN
12/3	INDIANA	10-4			5-1		ESPN
12/7	BINGHAMTON	3-10			5-0		ESPN 3
12/15	at St. John's	9-4			51-37		FOX
12/20	HIGH POINT	3-9			1-0		ESPN 3
12/28	VILLANOVA	12-1	11/14		39-32		CBS SPORTS
12/31	E. MICHIGAN	7-5			3-1		ESPN
1/4	MIAMI	8-5			14-5		ACC NETWORK
1/7	at Virginia Tech	8-5			4-2		ACC NETWORK
1/11	N. CAROLINA	10-3	19/t19		3-4		ESPN
1/13	at Boston College	4-10			40-23		ESPN
1/18	PITTSBURGH	12-1	rv/rv		63-39		ESPN
1/25	at Miami						CBS SPORTS
1/29	at Wake Forest	10-3			1-0		RSN
2/1	DUKE	11-2	7/8				ESPN
2/3	NOTRE DAME	9-4			25-19		ESPN
2/9	CLEMSON	9-3			0-2		ESPN
2/12	at Pittsburgh						ESPN
2/15	NC STATE	10-3			4-1		ACC NETWORK
2/19	BOSTON COLLEGE						ESPN 2
2/22	at Duke						ESPN
2/24	at Maryland	9-5			2-5		ESPN
3/1	at Virginia	9-4			3-1		ESPN
3/4	GEORGIA TECH	9-4			2-2		RSN
3/9	at Florida State	9-3	rv/rv		3-1		ACC NETWORK
Totals		225-125	.643				

2012-13 By Class

13 games

Scoring

Class	PPG	Pct.
Senior	19.7	.259
Junior	5.7	.075
Sophomore	34.7	.456
Freshmen	16.1	.211

Rebounding

Class	RPG	Pct.
Senior	8.7	.269
Junior	3.7	.114
Sophomore	13.8	.436
Freshmen	6.2	.190

Assists

Class	APG	Pct.
Senior	2.2	.158
Junior	0.6	.043
Sophomore	5.2	.364
Freshman	6.2	.435

Steals

Class	SPG	Pct.
Senior	2.1	.206
Junior	0.5	.046
Sophomore	4.3	.427
Freshman	3.2	.321

Field Goal Percentage

Class	Pct.
Senior	.469
Junior	.737
Sophomore	.512
Freshman	.364

3PT Field Goal Percentage

Class	Pct.
Senior	.256
Junior	.000
Sophomore	.475
Freshman	.263


Free Throw Percentage

Class	Pct.
Senior	.712
Junior	.592
Sophomore	.656
Freshman	.723

SU Dunk Board

13 games

Player	Games	Dunks	Career
Rakeem Christmas	13	12	68
C.J. Fair	13	8	66
Jerami Grant	12	12	29
Baye Moussa Keita	13	4	21
Dajuan Coleman	12	3	10
Trevor Cooney	13	4	7
Michael Gbinije	13	2	2
Tyler Roberson	8	2	2
Tyler Ennis	12	1	1
Total	13	48	



Jim Boeheim is in his 38th season as coach at Syracuse. He is second in career victories among active NCAA Division I coaches.



Boeheim Second All-Time In Wins

Jim Boeheim earned the 933rd win of his coaching career when Syracuse defeated Eastern Michigan on December 31, 70-48.

Boeheim, Mike Krzyzewski and Bob Knight are the only three Division I coaches who have accumulated 900 triumphs. Boeheim is the only one of the three to reach the milestone at one school. He is second on the all-time Division I list, having moved past Bob Knight during the 2012-13 season.

On December 17, 2012 he picked up the 900th triumph in a 72-68 victory against Detroit. He moved past Knight and into second when SU defeated Rutgers, 78-53, on January 2, 2013.

The Book On Boeheim

Boeheim owns a career record of 933-314 (.748). He is second among active Division I coaches in wins, trailing only Mike Krzyzewski (Duke). Boeheim is second on the all-time Division I victory list and is 10th among active Division I coaches in winning percentage.

Only Jim Phelan (Mt. St. Mary's, 1,354 games) has logged more than Boeheim's 1,247 games for coaches who have served at only one institution.

The 2013 NCAA berth gave SU 36 post-season appearances under Boeheim, including 30 NCAA Tournaments. His SU teams have claimed 21-or-more games in 32 seasons and 30-or-more six times. He has guided his alma mater to the NCAA title game three times, winning it for the first time in 2003.

Boeheim And Montgomery Set NCAA Tournament Standard

An NCAA Tournament standard was set when long-time colleagues Jim Boeheim and Mike Montgomery matched coaching moves on March 23 in the third round of the event. The duo combined for the most wins by two mentors in an NCAA Tournament game. At tip-off Boeheim had 917 career wins and Montgomery 656 for 1,573 total.

Jim Boeheim Records 1976-present (38th season)

At Syracuse:	933-314 (.748)
Season Openers	34-4 (.895)
NCAA Tournament:	52-29 (.642)
NCAA Opening Games	25-5 (.833)
Postseason NIT	12-7 (.632)
Avg. Single-Season Record:	24.9-8.4
As an SU Player:	52-24 (.684)
As an SU Assistant:	139-65 (.681)
ACC Regular Season	0-0 (.000)
BIG EAST Regular Season:	366-192 (.656)
BIG EAST Tournament:	50-29 (.633)



Division I Coaches by Wins

Coach	Schools	Wins
1. M. KRZYZEWSKI	Army, Duke	968
2. JIM BOEHEIM	Syracuse	933
3. Bob Knight	Army, Indiana, Texas Tech	902
4. Dean Smith	North Carolina	879
5. Adolph Rupp	Kentucky	876

active coaches in CAPS

Active Division I Coaches by Wins

Coach	School	Wins
1. M. Krzyzewski	Army, Duke	968
2. JIM BOEHEIM	Syracuse	933
3. Bob Huggins	Walsh, Akron, Cincinnati, 731 Kansas St., West Virginia	
4. Roy Williams	Kansas, N. Carolina	710
5. Bo Ryan	Wisc.-Platteville Wisc.-Milwaukee, Wisconsin	688
6. Jerry Slocum	Youngstown State	682

minimum 5 years as Division I head coach

includes games of January 2, 2013

Active Division I Coaches by Percentage

Coach	Schools	Won-Lost Pct.
1. Mark Few	Gonzaga	387-95 .803
2. Roy Williams	Kansas, NC	710-183 .795
3. Thad Motta	Xavier, Butler, Ohio State	366-104 .779
4. M. Krzyzewski	Army, Duke	968-299 .764
5. John Calipari	UMass, Memphis, Kentucky	536-167 .762
6. Bo Ryan	Wisc.-Platteville, 688-216 Wisc.-Milwaukee, Wisconsin	.761
7. Jamie Dixon	Pittsburgh	273-87 .758
8. Bill Self	Oral Roberts, Tulsa, Illinois, Kansas	516-167 .755
9. Dave Rose	BYU	217-73 .748
10. JIM BOEHEIM	Syracuse	933-314 .748

minimum 5 years as Division I head coach.

Active Division I Coaches by Games

Coach	Schools	Games
1. M. Krzyzewski	Army, Duke	1,267
2. JIM BOEHEIM	Syracuse	1,247
3. Jerry Slocum	Nyack, Geneva, Gannon, Youngstown	1,165
4. Ben Braun	Siena Heights, E. Mich., California, Rice	1,114
5. Cliff Ellis	S. Alabama, Clemson, Auburn, Coastal Carolina	1,072

Boeheim on Radio

Tue	Thur	Fri
TK99 CLASSIC ROCK 99.5/105.5 7:35 a.m. Gomez and Dave	TK99 CLASSIC ROCK 99.5/105.5 7-9 p.m. Jim Boeheim Show Starts Nov. 13	TK99 CLASSIC ROCK 99.5/105.5 7:35 a.m. Gomez and Dave
ESPN 97.7/100.1 FM 5:30 p.m. Upon Further Review		

TV

Thur
TIME WARNER CABLE SPORTS 7:00 p.m. Syracuse Sidelines Starts Dec. 5



2013-14 Associated Press Poll Dec. 30, 2013

No.	Team	W-L	Points
1.	Arizona (60)	13-0	1,620
2.	SYRACUSE (5)	12-0	1,550
3.	Ohio State	13-0	1,462
4.	Wisconsin	13-0	1,408
5.	Michigan State	11-1	1,364
6.	Oklahoma State	11-1	1,278
7.	Duke	10-2	1,144
8.	Wichita State	13-0	1,067
9.	Baylor	10-1	1,013
10.	Oregon	12-0	987
11.	Villanova	11-1	943
12.	Florida	10-2	915
13.	Iowa State	11-0	869
14.	Louisville	11-2	812
15.	Kentucky	10-3	753
16.	Kansas	8-3	666
17.	Connecticut	11-1	647
18.	Memphis	9-2	625
19.	North Carolina	9-3	413
20.	Colorado	11-2	373
21.	San Diego State	10-1	371
22.	Iowa	11-2	258
23.	Massachusetts	11-1	160
24.	Gonzaga	11-2	78
25.	Missouri	11-1	76

Others receiving votes: Illinois 57, Texas 40, George Washington 37, Oklahoma 36, Toledo 32, Florida State 24, UCLA 19, Harvard 10, Michigan 7, Creighton 5, Kansas State 3, Pittsburgh 2, LSU 1.

2013-14 ESPN/USA Today Coaches Poll Dec. 30, 2013

No.	Team	W-L	Points
1.	Arizona (30)	13-0	798
2.	SYRACUSE (1)	11-0	762
3.	Ohio State (1)	13-0	741
4.	Michigan State	11-1	682
5.	Wisconsin	13-0	677
6.	Oklahoma State	11-1	605
7.	Wichita State	13-0	588
8.	Duke	9-2	568
9.	Oregon	12-0	530
10.	Louisville	11-2	515
11.	Baylor	10-1	429
12.	Iowa State	11-0	420
13.	Florida	10-2	413
14.	Villanova	11-1	392
15.	Connecticut	11-1	340
16.	Kentucky	10-3	319
17.	Kansas	8-3	314
18.	Memphis	9-2	268
19.	North Carolina	9-3	184
19.	San Diego State	10-1	184
21.	Gonzaga	11-2	145
22.	Massachusetts	11-1	137
23.	Iowa	11-2	113
24.	Colorado	11-2	92
25.	Missouri	11-1	51

Others receiving votes: Creighton 29, Pittsburgh 22, UCLA 20, George Washington 17, Oklahoma 16, Texas 9, Toledo 8, Florida State 4, Michigan 4, Illinois 2, Saint Louis 1, New Mexico 1.

SU AP Poll Points

The last time. . .

SU vs.	12/28/13	#2 SU 78, #8 Villanova 62 ranked team
SU beat a	12/28/13	#2 SU 78, #8 Villanova 62 ranked team
Both ranked	12/28/13	#2 SU 78, #8 Villanova 62
Both top 10	12/28/13	#2 SU 78, #8 Villanova 62
Both top 5	1/17/11	#5 Pittsburgh 74, #3 SU 68
SU vs. ranked	4/6/13	#t10 Michigan #16 SU 56 (NCAA)
back-to-back	3/30/13	#16 SU 55, #15 Marquette 39 (NCAA)
SU played #1	1/19/13	#6 SU 70, #1 Louisville 68
SU beat #1	1/19/13	#6 SU 70, #1 Louisville 68
SU played #2	2/3/03	SU 67, #2 Pittsburgh 65
SU beat #2	2/3/03	SU 67, #2 Pittsburgh 65
SU played #3	3/12/09	#18 SU 127, #3 UConn 117 6 OT
SU beat #3	3/12/09	#18 SU 127, #3 UConn 117 6 OT
SU played #4	3/28/13	#16 SU 61, #4 Indiana 50 (NCAA)
SU beat #4	3/28/13	#16 SU 61, #4 Indiana 50 (NCAA)
SU played #5	3/15/13	#19 SU 58, #5 Georgetown 55 (BET)
SU beat #5	3/15/13	#19 SU 58, #5 Georgetown 55 (BET)
SU played #6	2/2/11	#17 SU 66, #6 UConn 58
SU beat #6	2/2/11	#17 SU 66, #6 UConn 58
SU played #7	3/24/12	#7 Ohio State 77, #2 SU 70 (NCAA)
SU beat #7	12/7/10	#8 SU 72, #7 Michigan State 58
SU played #8	12/28/13	#2 SU 78, #8 Villanova 62
SU beat #8	12/28/13	#2 SU 78, #8 Villanova 62
SU played #9	1/16/10	#5 SU 72, #9 West Virginia 71
SU beat #9	1/16/10	#5 SU 72, #9 West Virginia 71
SU played #10	4/6/13	#t10 Michigan #16 SU 56 (NCAA)
SU beat #10	12/2/11	#4 SU 72, #10 Florida 68
SU played #11	2/23/13	#11 Georgetown 57, #8 SU 46
SU beat #11	2/26/11	#17 SU 58, #11 Georgetown 51
SU played #12	2/22/09	#12 Villanova 89, #24 SU 86
SU beat #12	1/17/09	#8 SU 93, #12 Notre Dame 74
SU played #13	11/19/09	SU 95, #13 California 73
SU beat #13	11/19/09	SU 95, #13 California 73
SU played #14	3/22/12	#2 SU 64, #14 Wisconsin 63 (NCAA)
SU beat #14	3/22/12	#2 SU 64, #14 Wisconsin 63 (NCAA)
SU played #15	3/30/13	#16 SU 55, #15 Marquette 39 (NCAA)
SU beat #15	3/30/13	#16 SU 55, #15 Marquette 39 (NCAA)
SU played #16	2/12/11	#16 Louisville 73, #12 SU 69
SU beat #16	3/4/03	SU 92, #16 Notre Dame 88
SU played #17	3/14/13	#19 SU 62, #17 Pitt 59 (BET)
SU beat #17	3/14/13	#19 SU 62, #17 Pitt 59 (BET)
SU played #18	11/28/13	#8 SU 74, #18 Baylor 67
SU beat #18	11/28/13	#8 SU 74, #18 Baylor 67
SU played #19	3/3/12	#2 SU 58, #19 Louisville 49
SU beat #19	3/3/12	#2 SU 58, #19 Louisville 49
SU played #20	1/21/13	#t3 SU 57, #20 Cincinnati 55
SU beat #20	1/21/13	#t3 SU 57, #20 Cincinnati 55
SU played #21	3/8/08	SU 87, #21 Marquette 72
SU beat #21	3/8/08	SU 87, #21 Marquette 72
SU played #22	2/25/13	#22 Marquette 74, #12 SU 71
SU beat #22	3/21/10	#4 SU 87, #22 Gonzaga 65
SU played #23	12/20/08	SU 72, #23 Memphis 65
SU beat #23	12/20/08	SU 72, #23 Memphis 65
SU played #24	11/19/04	SU 71, #24 Memphis 62
SU beat #24	11/19/04	SU 71, #24 Memphis 62
SU played #25	2/4/13	#9 SU 63, #25 Notre Dame 47
SU played #25	2/4/13	#9 SU 63, #25 Notre Dame 47
Ranked opponents		
in a season	15	2008-09

SU's Most Familiar Foes

Opponents	Games
1. Colgate (Nov. 16)	165
2. Cornell (Nov. 8)	119
3. Penn State	105
4. Pittsburgh (Jan. 18)	102
5. Connecticut	91
6. Georgetown	90
7. St. John's (Dec. 15)	88
8. Niagara	81
9. Canisius	70
10. Rochester	64

bold indicates 2013-14 opponent

SU In The 2013-14 Polls

Date	AP	USA Today/ESPN
Preseason	t8	7
Nov. 11	9	7
Nov. 18	9	7
Nov. 25	8	7
Dec. 2	4	5
Dec. 9	2	3
Dec. 16	2	t2
Dec. 23	2	2
Dec. 30	2	2

NCAA Division I Wins includes games of Dec. 29

Team	Wins
1. Kentucky.	2,121
2. Kansas.	2,110
3. N. Carolina	2,099
4. Duke.	2,011
5. SYRACUSE.	1,886



Rakeem Christmas

Junior • 6-9 • 250

Philadelphia, Pa. •

Academy of the New Church

#25

- Tied his career high with 15 points against Eastern Michigan. Also had a season-high eight rebounds against the Eagles.
- Blocked a season-high three shots against Indiana.
- One of three players with a team-high seven rebounds against Colgate.
- Tied his career high with two assists against Fordham.
- Made a career-high four free throws and was 4-for-5 from the field for 12 points against Cornell.

Christmas Game-by-Game 2013-14

Opponent	MP	FG	3PT	FT	REB	F	A	T	B	S	TP
CORNELL*	27	4-5	0-0	4-5	4	2	1	0	1	1	12
FORDHAM*	18	1-2	0-0	3-4	3	4	2	0	1	1	5
COLGATE*	15	1-1	0-0	0-0	7	3	1	0	1	1	2
ST. FRANCIS BROOKLYN*	22	0-1	0-0	0-0	3	3	0	0	2	0	0
vs. Minnesota*	22	3-4	0-0	0-0	4	3	0	0	2	0	6
vs. California*	18	1-3	0-0	2-2	2	4	0	1	0	0	4
vs. Baylor*	31	3-3	0-0	1-1	5	3	1	2	0	1	7
INDIANA*	24	1-2	0-0	1-2	4	4	0	2	3	1	3
BINGHAMTON*	10	1-1	0-0	1-2	3	2	1	2	1	0	3
at St. John's*	20	3-3	0-0	2-2	3	4	1	0	2	0	8
HIGH POINT*	20	2-2	0-0	2-4	3	1	1	1	2	0	6
VILLANOVA*	15	1-1	0-0	1-2	3	2	0	2	0	0	3
EASTERN MICHIGAN	22	7-8	0-0	1-2	3	3	0	1	2	1	15

MIAMI
at Virginia Tech
NORTH CAROLINA
at Boston College
PITTSBURGH
at Miami
at Wake Forest
DUKE
NOTRE DAME
CLEMSON
at Pittsburgh
NC STATE
BOSTON COLLEGE
at Duke
at Maryland
at Virginia
GEORGIA TECH
at Florida State

*indicates start

Christmas' Season and Career Highs

Points
Season: 15 vs. Eastern Michigan
Career: 15 vs. Eastern Michigan, 2013-14; at Providence, 2012-13

FG Made
Season: 7 vs. Eastern Michigan
Career: 7 vs. Eastern Michigan, 2013-14

FG Attempted
Season: 8 vs. Eastern Michigan
Career: 9 vs. Notre Dame, 2012-13

3-Point FGM
Season: 0
Career: 0

3-Point FGA
Season: 0
Career: 0

FT Made
Season: 4 vs. Cornell
Career: 4 vs. Cornell, 2013-14

FT Attempted
Season: 5 vs. Cornell
Career: 5 vs. Cornell, 2013-14; vs. Marquette (NCAA), 2012-13

Rebounds
Season: 7 vs. Colgate
Career: 11 vs. Kansas State (NCAA), 2011-12

Off. Rebounds
Season: 4 vs. Colgate
Career: 5 vs. Eastern Michigan, Central Connecticut, 2012-13; vs. UNC Asheville (NCAA), 2011-12

Def. Rebounds
Season: 4 vs. Indiana
Career: 8 at Villanova, 2012-13

Assists
Season: 2 vs. Fordham
Career: 2 vs. Cornell, 2013-14; at Cincinnati, St. John's, 2011-12


Blocks
Season: 3 vs. Indiana
Career: 5 at San Diego State, vs. DePaul, 2012-13

Steals
Season: 1 vs. Cornell, Fordham, Colgate, Baylor, Indiana, Eastern Michigan
Career: 2 vs. Eastern Michigan, at USF, Villanova, 2012-13

Minutes
Season: 31 vs. Baylor
Career: 40 at Villanova, 2012-13

Christmas' Career Statistics

Year	G	GS	TOTAL			3-PTS			REBOUNDS			PF	FO	A	TO	Blk	Stl	Pts	Avg				
			FG	FGA	Pct	3FG	3FGA	Pct	FT	FTA	Pct									O	D	Tot	Avg
2011-12	37	35	43	75	.573	0	0	.000	16	28	.571	40	68	108	2.9	63	4	7	23	30	11	102	2.8
2012-13	40	40	87	164	.530	0	0	.000	31	54	.574	72	111	183	4.6	100	3	9	35	73	20	205	5.1
2013-14	13	13	28	36	.778	0	0	.000	18	26	.692	21	26	47	3.6	38	0	8	11	17	6	74	5.7
Totals	90	88	158	275	.575	0	0	.000	65	108	.602	133	205	338	3.8	200	7	24	69	120	37	381	4.2



DaJuan Coleman

Sophomore • 6-9 • 280

Jamesville, N.Y. •

Jamesville-DeWitt H.S.

#32

- Recorded his second double-double of the season and third of his career with 13 points and 10 rebounds against Binghamton.
- Scored the team's first eight points on his way to tying his career high with 14 points against St. Francis Brooklyn. He was 5-for-5 from the floor and 4-for-4 from the free throw line against the Terriers.
- One of three players with a team-high seven rebounds against Colgate.
- Posted his first double-double of the season and second of his career with 10 points and 10 rebounds against Fordham. His seven offensive rebounds against the Rams is a career high.
- Recorded a double-double with 11 points and 10 rebounds in exhibition game against Ryerson.

Coleman's Season and Career Highs

Points

Season: 14 vs. St. Francis Brooklyn

Career: 14 vs. St. Francis Brooklyn, Binghamton, 2013-14; vs. Eastern Michigan, 2012-13

FG Made

Season: 5 vs. St. Francis Brooklyn, Binghamton

Career: 5 vs. St. Francis Brooklyn, Binghamton, 2013-14; vs. Eastern Michigan, Central Connecticut, 2012-13

FG Attempted

Season: 6 vs. Fordham, Binghamton

Career: 11 vs. Central Connecticut, 2012-13

3-Point FGM

Season: 0

Career: 0

3-Point FGA

Season: 0

Career: 0

FT Made

Season: 4 vs. Fordham, St. Francis Brooklyn

Career: 4 vs. St. Francis Brooklyn, 2013-14; vs. Fordham, 2013-14; vs. Colgate, Eastern Michigan, Long Beach State, Montana (NCAA), 2012-13

FT Attempted

Season: 8 vs. Fordham

Career: 8 vs. Fordham, 2013-14

Rebounds

Season: 10 vs. Fordham, Binghamton

Career: 14 vs. Monmouth, 2012-13

Off. Rebounds

Season: 7 vs. Fordham

Career: 7 vs. Fordham, 2013-14

Def. Rebounds

Season: 5 vs. Colgate

Career: 9 vs. Monmouth, 2012-13

Assists

Season: 1 vs. Minnesota, California, Binghamton

Career: 1 vs. Minnesota, California, Binghamton, 2013-14; vs. Princeton, Monmouth, Canisius, Montana (NCAA), 2012-13

Blocks

Season: 2 vs. Minnesota

Career: 3 vs. Long Beach State, 2012-13

Steals

Season: 1 vs. Cornell, Minnesota, Baylor, Binghamton

Career: 3 vs. Princeton, 2012-13

Minutes

Season: 22 vs. Binghamton

Career: 25 vs. Long Beach State, Monmouth, 2012-13

Coleman Game-by-Game 2013-14

Opponent	MP	FG	3PT	FT	REB	F	A	T	B	S	TP
CORNELL*	11	1-2	0-0	0-2	4	1	0	0	0	1	2
FORDHAM*	19	3-6	0-0	4-8	10	2	0	2	0	0	10
COLGATE*	15	0-1	0-0	0-3	7	2	0	0	0	0	0
ST. FRANCIS BROOKLYN*	18	5-5	0-0	4-4	6	1	0	0	1	0	14
vs. Minnesota*	16	3-4	0-0	3-6	4	1	1	0	2	1	9
vs. California*	12	0-0	0-0	0-0	1	1	1	0	1	0	0
vs. Baylor*	10	0-2	0-0	0-0	2	1	0	1	0	1	0
INDIANA*	14	2-3	0-0	0-0	2	4	0	0	1	0	4
BINGHAMTON*	22	5-6	0-0	3-4	10	3	1	3	0	1	13
at St. John's*	10	2-2	0-0	0-1	4	3	0	3	0	0	4
HIGH POINT*	13	0-4	0-0	0-0	1	3	0	1	1	0	0
VILLANOVA*	6	0-0	0-0	0-0	1	0	0	1	1	0	0
EASTERN MICHIGAN DNP											
MIAMI											
at Virginia Tech											
NORTH CAROLINA											
at Boston College											
PITTSBURGH											
at Miami											
at Wake Forest											
DUKE											
NOTRE DAME											
CLEMSON											
at Pittsburgh											
NC STATE											
BOSTON COLLEGE											
at Duke											
at Maryland											
at Virginia											
GEORGIA TECH											
at Florida State											

* indicates start

Coleman's Career Statistics

Year	TOTAL			3-PTS			REBOUNDS			PF		FO		A		TO		Blk		Stl		Pts Avg	
	G	GS	FG	FGA	Pct	3FG	3FGA	Pct	FT	FTA	Pct	O	D	Tot	Avg	PF	FO	A	TO	Blk	Stl		
2012-13	24	20	42	96	.438	0	0	.000	30	65	.462	37	58	95	4.0	30	0	4	23	9	13	114	4.8
2013-14	12	12	21	35	.600	0	0	.000	14	28	.500	30	22	52	4.3	22	0	3	11	7	4	56	4.7
Totals	36	32	63	131	.481	0	0	.000	44	93	.473	67	80	148	4.1	52	0	7	33	15	15	170	4.7



PROUD TO RING IN A NEW ERA OF THE ACC





Trevor Cooney
Redshirt Sophomore • 6-4 • 195
Wilmington, Del. •
Sanford School

#10

- Has recorded at least five three-point baskets in seven games this season.
- Leads the in the ACC in three-point field goals made (3.3 per game) and is second in three-point field goal percentage (.500) and steals (2.3 spg.) and 16th in scoring (14.3 ppg).
- Hit five of eight attempts from three-point range and was 6-for-6 from the free throw line for a team-high 21 points against Villanova. He was named College Sports Madness' ACC Player of the Week for his performance.
- Was 5-for-6 from three-point range for a team-high 17 points against High Point.
- One of five players to reach double figures in scoring against Binghamton with 17 points.
- Led the squad with 21 points against Indiana to go along with season-high four steals.
- One of four players to reach double figures in scoring with 11 points against Baylor. Also tied his career high with four assists against the Bears.
- Was 7-for-11 from the floor and 4-for-4 from the free throw line for 23 points against California.
- One of four players to reach double figures in scoring against Minnesota with 15 points.
- Tied his career high with four assists against Fordham.
- Was 10-for-12 from the field, including 7-for-8 from three-point range for a career-high 27 points against Cornell. His seven three-pointers tie him for ninth place on Syracuse's single-game record list.

Cooney's Season and Career Highs

Points
 Season: 27 vs. Cornell
 Career: 27 vs. Cornell, 2013-14

FG Made
 Season: 10 vs. Cornell
 Career: 10 vs. Cornell, 2013-14

FG Attempted
 Season: 12 vs. Cornell, Minnesota, Indiana, Binghamton
 Career: 12 vs. Cornell, Minnesota, Indiana, Binghamton, 2013-14

3-Point FGM
 Season: 7 vs. Cornell
 Career: 7 vs. Cornell, 2013-14

3-Point FGA
 Season: 11 vs. Minnesota
 Career: 11 vs. Minnesota, 2013-14

FT Made
 Season: 6 vs. Villanova
 Career: 6 vs. Villanova, 2013-14

FT Attempted
 Season: 6 vs. Colgate, Villanova, 2013-14
 Career: 6 at Colgate, Villanova 2013-14

Rebounds
 Season: 3 vs. Cornell, Binghamton, St. John's, Villanova
 Career: 4 vs. Georgetown (BET), 2012-13

Off. Rebounds
 Season: 1 vs. Fordham, St. John's
 Career: 1 vs. Fordham, St. John's, 2013-14; vs. Wagner, Eastern Michigan, Monmouth, Temple, at USF, Marquette, Georgetown, vs. Louisville (BET), 2012-13

Def. Rebounds
 Season: 3 vs. Cornell, Binghamton, Villanova
 Career: 4 vs. Georgetown (BET), 2012-13

Assists
 Season: 4 vs. Fordham, Baylor
 Career: 4 vs. Fordham, Baylor, 2013-14; vs. Monmouth, 2012-13

Blocks
 Season: 1 vs. Binghamton, Eastern Michigan
 Career: 1 vs. Binghamton, Eastern Michigan, 2013-14; at San Diego State, Arkansas, vs. Providence, 2012-13

Steals
 Season: 4 vs. Cornell, Indiana, Binghamton
 Career: 6 vs. Wagner, 2012-13

Minutes
 Season: 35 vs. Minnesota
 Career: 35 vs. Minnesota, 2013-14

Cooney Game-by-Game 2013-14

Opponent	MP	FG	3PT	FT	REB	F	A	T	B	S	TP
CORNELL*	28	10-12	7-8	0-0	3	2	2	0	0	4	27
FORDHAM*	20	1-6	0-4	0-0	1	4	4	2	0	2	2
COLGATE*	31	2-9	1-5	5-6	1	0	1	1	0	3	10
ST. FRANCIS BROOKLYN*	27	4-10	2-5	2-3	2	1	0	1	0	3	12
vs. Minnesota*	35	5-12	5-11	0-0	2	0	2	1	0	2	15
vs. California*	34	7-11	5-8	4-4	1	1	3	3	0	1	23
vs. Baylor*	33	4-11	1-5	2-2	2	1	4	0	0	2	11
INDIANA*	29	6-12	5-9	4-5	1	0	1	2	0	4	21
BINGHAMTON*	26	6-12	5-9	0-0	3	0	2	1	1	4	17
at St. John's*	27	0-3	0-3	0-0	3	2	1	0	0	0	0
HIGH POINT*	30	6-7	5-6	0-0	2	1	0	1	0	0	17
VILLANOVA*	33	5-9	5-8	6-6	3	1	2	1	0	3	21
EASTERN MICHIGAN*	27	4-7	2-5	0-0	1	0	1	2	1	2	10
MIAMI											
at Virginia Tech											
NORTH CAROLINA											
at Boston College											
PITTSBURGH											
at Miami											
at Wake Forest											
DUKE											
NOTRE DAME											
CLEMSON											
at Pittsburgh											
NC STATE											
BOSTON COLLEGE											
at Duke											
at Maryland											
at Virginia											
GEORGIA TECH											
at Florida State											

*indicates start


Player of the Week (Nov. 11)

Cooney's Career Statistics

Year	TOTAL					3-PTS			REBOUNDS				PF FO A TO Blk Stl				Pts Avg						
	G	GS	FG	FGA	Pct	3FG	3FGA	Pct	FT	FTA	Pct	O	D	Tot	Avg	PF		FO	A	TO	Blk	Stl	
2012-13	39	0	47	146	.322	18	105	.267	11	15	.733	8	24	32	0.8	33	0	23	19	3	28	133	3.4
2013-14	13	13	60	121	.496	43	86	.500	23	26	.885	2	23	25	1.9	13	0	23	15	2	30	186	14.3
Totals	52	13	107	264	.405	61	191	.319	34	41	.829	10	47	57	1.1	46	0	46	33	5	58	319	6.1



Tyler Ennis
Freshman • 6-2 • 180
Brampton, Ontario •
St. Benedict's (N.J.)



- Named to the Cousy Award and Tisdale Award preseason watch lists.
- Leads the ACC in steals (2.7 spg.), is third in assists (5.4 apg) and second in assist/turnover ratio (4.7).
- Has recorded nine assists in three games this season.
- Was 8-for-11 from the free throw line on his way to 20 points against Villanova.
- Tied his season high nine assists and five steals against High Point.
- One of two players to score 21 points against St. John's.
- Recorded 17 points, seven rebounds, eight assists and four steals against Indiana.
- Scored a career-high 28 points against California.
- Was 10-for-11 from the free throw line on his way to 12 points against Minnesota. Also had a season-high five steals against the Gophers.
- Led the team with seven assists and eight rebounds in his collegiate debut against Cornell.

Ennis Game-by-Game 2013-14

Opponent	MP	FG	3PT	FT	REB	F	A	T	B	S	TP
CORNELL*	28	0-6	0-2	1-2	8	1	7	2	1	2	1
FORDHAM*	31	4-8	0-1	8-10	4	2	5	0	0	4	16
COLGATE*	21	4-9	4-6	0-0	2	0	0	2	0	1	12
ST. FRANCIS BROOKLYN*	33	1-8	0-1	0-2	0	1	3	2	0	1	2
vs. Minnesota*	32	1-9	0-1	10-11	4	3	5	0	0	5	12
vs. California*	37	9-12	2-3	8-8	4	4	4	2	1	3	28
vs. Baylor*	40	4-11	1-4	2-3	0	0	9	0	0	4	11
INDIANA*	38	6-8	1-1	4-7	7	0	8	1	0	4	17
BINGHAMTON*	19	1-2	1-2	0-3	0	4	3	0	0	0	3
at St. John's*	39	5-12	1-2	10-10	3	2	6	2	0	2	21
HIGH POINT*	29	5-10	0-0	0-2	4	1	9	2	0	5	10
VILLANOVA*	37	6-14	0-2	8-11	4	2	2	0	0	1	20
EASTERN MICHIGAN*	32	0-4	0-0	0-1	5	2	9	2	0	3	0
MIAMI											
at Virginia Tech											
NORTH CAROLINA											
at Boston College											
PITTSBURGH											
at Miami											
at Wake Forest											
DUKE											
NOTRE DAME											
CLEMSON											
at Pittsburgh											
NC STATE											
BOSTON COLLEGE											
at Duke											
at Maryland											
at Virginia											
GEORGIA TECH											
at Florida State											

*indicates start

Ennis' Season and Career Highs

Points
 Season and Career: 28 vs. California

FG Made
 Season and Career: 9 vs. California

FG Attempted
 Season and Career: 14 vs. Villanova

3-Point FGM
 Season and Career: 4 vs. Colgate

3-Point FGA
 Season and Career: 6 vs. Colgate

FT Made
 Season and Career: 10 vs. Minnesota, St. John's

FT Attempted
 Season and Career: 11 vs. Minnesota, Villanova

Rebounds
 Season and Career: 8 vs. Cornell

Off. Rebounds
 Season and Career: 2 vs. Fordham, Indiana, High Point

Def. Rebounds
 Season and Career: 8 vs. Cornell

Assists
 Season and Career: 9 vs. Baylor, High Point, Eastern Michigan

Blocks
 Season and Career: 1 vs. Cornell, California

Steals
 Season and Career: 5 vs. Minnesota, High Point

Minutes
 Season and Career: 40 vs. Baylor

ACC Rookie of the Week (Dec. 2)
 Rookie of the Week (Dec. 30)

CBSSPORTS.com Rookie of the Week (Dec. 2)

The Cousy Award
 Tyler Ennis is one of 46 preseason candidates for the 2014 Bob Cousy Award.
 The Cousy Award is given annually to college basketball's top point guard. Last year's winner, Michigan's Trey Burke, was presented with the award during the Final Four weekend in Atlanta.
 The list was created by a selection committee of well-respected media members and influential people within college basketball from around the country. The watch list will be narrowed down to a final 20 in early February, then a final five by early March. The 2014 winner will be announced at the Final Four.


Wayman Tisdale Award
 Tyler Ennis is one of 10 candidates on the 2014 Wayman Tisdale Freshman of the Year Award Preseason Watch List. The list was announced by the U.S. Basketball Writers Association on November 4.
 The Tisdale Award, which recognizes the top freshman in college basketball, was renamed to honor Wayman Tisdale beginning in 2011.
 The award is to be presented at the Devon Energy College Basketball Awards on April 14, 2014.

Ennis' Career Statistics

Year	TOTAL			3-PTS			REBOUNDS					PF FO A TO Blk Stl Pts Avg											
	G	GS	FG	FGA	Pct	3FG	3FGA	Pct	FT	FTA	Pct	O	D	Tot	Avg	PF	FO	A	TO	Blk	Stl	Pts	Avg
2013-14	13	13	46	113	.407	10	25	.400	51	70	.729	9	36	45	3.5	22	0	70	1	2	35	153	11.8



C.J. Fair
Senior • 6-8 • 215
Baltimore, Md. •
**Baltimore City College HS/
 Brewster Academy (N.H.)**



- ACC Preseason Player of the Year.
- Named to the Naismith, Wooden and Oscar Roberston Awards preseason watch lists.
- College Sports Madness' Preseason ACC Player of the Year and second-team All-American.
- Tied for sixth in the ACC in scoring (17.8 ppg.).
- Tied his career high with four assists against Eastern Michigan.
- One of four players to reach double figures against Villanova with 17 points.
- One of two players to score 21 points against St. John's.
- Led the team with 19 points against Binghamton. Also posted a season-high four steals.
- Named the EA Sports Maui Invitational MVP after scoring 24 points in the title game against Baylor.
- One of four players to reach double figures against California with 14 points.
- Posted his first double-double of the season and 12th of his career with a team-high 16 points and 10 rebounds against Minnesota.
- Scored 11 of team's first 13 points and finished with 20 points against Colgate.
- Scored a career-high 26 points against Fordham.
- One of three players to reach double figures in scoring against Cornell with 19 points.

Fair's Season and Career Highs

Points
 Season: 26 vs. Fordham
 Career: 26 vs. Fordham, 2013-14

FG Made
 Season: 10 vs. Baylor
 Career: 10 vs. Baylor, 2013-14

FG Attempted
 Season: 17 vs. Fordham, Colgate, California, Baylor, St. John's
 Career: 20 vs. Louisville, Michigan (NCAA), 2012-13

3-Point FGM
 Season: 3 vs. Binghamton
 Career: 4 vs. Louisville (BET), 2012-13

3-Point FGA
 Season: 7 vs. Binghamton
 Career: 7 vs. Binghamton

FT Made
 Season: 7 vs. Fordham
 Career: 9 at Providence, 2012-13

FT Attempted
 Season: 7 vs. Cornell, Fordham, Indiana, St. John's
 Career: 10 at Providence, 2012-13

Rebounds
 Season: 10 vs. Minnesota
 Career: 13 vs. Long Beach State, 2012-13

Off. Rebounds
 Season: 4 vs. Colgate
 Career: 7 vs. St. John's (BET), 2010-11

Def. Rebounds
 Season: 7 vs. Minnesota
 Career: 11 vs. Connecticut, 2011-12

Assists
 Season: 4 vs. Eastern Michigan
 Career: 4 vs. Eastern Michigan, 2013-14; vs. Providence, 2011-12

Blocks
 Season: 2 vs. St. Francis Brooklyn, Eastern Michigan
 Career: 4 at Providence, vs. Villanova, 2012-13

Steals
 Season: 4 vs. Binghamton
 Career: 5 vs. Manhattan, USF, 2011-12

Minutes
 Season: 40 vs. California
 Career: 45 at Villanova, vs. Georgetown (BET), 2012-13

Fair Game-by-Game 2013-14

Opponent	MP	FG	3PT	FT	REB	F	A	T	B	S	TP
CORNELL*	35	6-11	1-3	6-7	3	3	3	7	0	1	19
FORDHAM*	32	9-17	1-4	7-7	6	2	0	4	0	2	26
COLGATE*	35	9-17	2-6	0-1	7	1	1	4	1	2	20
ST. FRANCIS BROOKLYN*	37	2-13	0-0	3-4	6	1	1	3	2	1	7
vs. Minnesota*	38	7-15	0-1	2-2	10	3	1	5	0	0	16
vs. California*	40	5-17	0-1	4-4	7	3	1	1	1	3	14
vs. Baylor*	38	10-17	2-3	2-2	2	1	1	2	0	3	24
INDIANA*	35	5-10	0-2	5-7	4	4	0	4	0	1	15
BINGHAMTON*	29	8-15	3-7	0-1	3	0	3	0	1	4	19
at St. John's*	36	9-17	0-3	3-7	5	4	2	4	0	2	21
HIGH POINT*	35	7-14	0-2	1-3	5	0	2	1	1	2	15
VILLANOVA*	36	5-12	2-3	5-6	6	3	2	5	0	0	17
EASTERN MICHIGAN*	37	5-14	0-5	3-6	8	0	4	2	2	0	13
MIAMI											
at Virginia Tech											
NORTH CAROLINA											
at Boston College											
PITTSBURGH											
at Miami											
at Wake Forest											
DUKE											
NOTRE DAME											
CLEMSON											
at Pittsburgh											
NC STATE											
BOSTON COLLEGE											
at Duke											
at Maryland											
at Virginia											
GEORGIA TECH											
at Florida State											

*indicates start

Fair's Career Statistics

Year	TOTAL					3-PTS			REBOUNDS			PF		FO		A		TO		Blk		Stl		Pts Avg	
	G	GS	FG	FGA	Pct	3FG	3FGA	Pct	FT	FTA	Pct	O	D	Tot	Avg	PF	FO	A	TO	Blk	Stl	Pts	Avg		
2010-11	32	0	82	151	.543	1	3	.333	39	64	.609	50	72	122	3.8	39	0	13	27	25	26	204	6.4		
2011-12	37	9	115	248	.464	6	24	.250	78	105	.743	74	125	199	5.4	54	0	34	29	18	40	314	8.5		
2012-13	40	40	217	462	.470	30	64	.469	117	155	.755	84	194	278	7.0	63	0	29	63	42	45	581	14.5		
2013-14	13	13	87	189	.460	11	40	.275	41	57	.719	23	49	72	5.5	25	0	21	42	8	21	226	17.4		
Totals	122	62	501	1050	.477	48	131	.366	275	381	.722	231	440	671	5.5	181	0	97	161	93	132	1,325	10.9		



C.J. Fair
Senior • 6-8 • 215
Baltimore, Md. •
**Baltimore City College HS/
 Brewster Academy (N.H.)**



The Naismith Trophy

C.J. Fair is among the 50 preseason candidates for the Naismith Trophy. The award, presented by AT&T, is the most prestigious national basketball award and is given annually to the men's college basketball player of the year.

Last year's award was presented to Trey Burke of Michigan at the NCAA Men's Final Four in Atlanta.

The watch list was compiled by the Atlanta Tipoff Club's Board of Selectors, which based its criteria on player performances from the previous year and expectations for the 2013-14 college basketball season.



Oscar Robertson Trophy

C.J. Fair is one of 15 players named to the Oscar Robertson Trophy Player of the Year Watch List. The list was announced on November 5.

The Oscar Robertson Trophy presented by Aflac honors the nation's Division I Player of the Year.

Finalists will be announced in Mid-March. Once finalists are announced, the entire USBWA membership will vote for the winner, which will be announced at the Devon Energy College Basketball Awards on April 14.

The 2012-13 Oscar Robertson Trophy was presented to Trey Burke of Michigan.



The Wooden Award

C.J. Fair is one of 50 players on the 2013-14 John R. Wooden Award Preseason List announced on November 12.

Created in 1976, the Wooden Award is given to the nation's best player who is making progress toward graduation and maintaining a 2.0 grade-point-average.

The 2012-13 Wooden Award was presented to Trey Burke of Michigan.

SU 1,000 Point Scorers

No.	Player	Points	Avg.	Years
1.	Lawrence Moten	2,334	19.3	1991-95
2.	Derrick Coleman	2,143	15.0	1986-90
3.	John Wallace	2,119	16.7	1992-96
4.	Gerry McNamara	2,099	15.6	2002-06
5.	Hakim Warrick	2,073	15.4	2001-05
6.	Sherman Douglas	2,060	14.9	1985-89
7.	Stephen Thompson	1,956	13.6	1986-90
8.	Preston Shumpert	1,907	14.2	1998-02
9.	Dave Bing	1,883	24.8	1963-66
10.	Rafael Addison	1,876	14.9	1982-86
11.	Erich Santifer	1,845	14.9	1979-83
12.	Billy Owens	1,840	17.7	1988-91
13.	Rony Seikaly	1,716	12.6	1984-88
14.	Eric Devendorf	1,680	14.5	2005-09
15.	Dave Johnson	1,614	12.2	1988-92
16.	Brandon Triche	1,575	10.6	2009-13
17.	Roosevelt Bouie	1,560	13.2	1976-80
	Todd Burgan	1,560	12.5	1994-98
19.	Adrian Autry	1,538	12.7	1990-94
20.	Dennis DuVal	1,504	15.0	1971-74
21.	Jason Hart	1,503	11.4	1996-00
22.	Rudy Hackett	1,496	17.2	1972-75
	Dale Shackelford	1,496	12.8	1975-79
24.	D. Washington	1,490	15.7	1983-86
25.	Louis Orr	1,487	12.8	1976-80
26.	Kris Joseph	1,476	10.5	2008-12
27.	Bill Smith	1,451	20.7	1968-71
28.	Otis Hill	1,416	10.9	1993-97
29.	Greg Kohls	1,360	19.2	1969-72
30.	Mike Lee	1,351	16.3	1970-73
31.	Billy Gabor	1,344	14.6	1942-48
	Demetris Nichols	1,344	10.9	2003-07
33.	Etan Thomas	1,340	11.0	1996-00
34.	Vinnie Cohen	1,337	19.7	1953-56
35.	C.J. Fair	1,325	10.9	2010-13
36.	Tony Bruin	1,294	11.6	1979-83
37.	Scoop Jardine	1,265	9.0	2007-12
38.	Paul Harris	1,253	11.7	2006-09
39.	George Hicker	1,245	16.0	1965-68
	Rick Jackson	1,245	8.7	2007-11
41.	Arinze Onuaku	1,232	9.2	2005-10
42.	Damone Brown	1,230	10.9	1997-01
43.	Wendell Alexis	1,212	9.7	1982-86
44.	Jonny Flynn	1,211	16.6	2007-09
45.	Jack Kiley	1,193	15.1	1948-51
46.	Ryan Blackwell	1,175	11.8	1997-00
47.	Jim Lee	1,165	13.4	1972-75
48.	Marty Byrnes	1,159	11.0	1974-78
	Marty Headd	1,159	10.9	1977-81
50.	DeShaun Williams	1,136	11.7	1999-02
51.	Andy Rautins	1,121	8.8	2005-10
52.	James Williams	1,119	11.0	1973-77
53.	Ed Stichel	1,096	11.0	1945-49
54.	Jon Cincebox	1,087	15.8	1956-59
55.	Kueth Duany	1,084	8.5	1999-03
56.	Pete Chudy	1,079	16.1	1958-61
57.	Vaughn Harper	1,070	13.5	1965-68
58.	Leo Rautins	1,031	12.1	1980-83

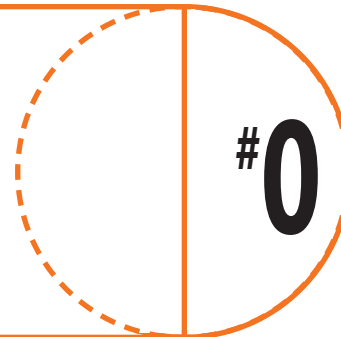


Michael Gbinije

Sophomore • 6-7 • 200

Richmond, Va. •

Benedictine College Prep



- Tied his career high with five assists against Binghamton.
- Hit a personal-best five free throws on his way to a career-high 11 points against Colgate. Also pulled down a career-best six rebounds against the Raiders.
- Recorded six points, a career-high five assists, two steals, and a blocked shot in his Syracuse debut against Cornell.

Gbinije Game-by-Game 2013-14

Opponent	MP	FG	3PT	FT	REB	F	A	T	B	S	TP
CORNELL	20	2-3	1-1	1-2	2	1	5	0	1	2	6
FORDHAM	11	1-1	1-1	0-0	1	4	0	0	0	2	3
COLGATE	18	3-7	0-2	5-12	6	0	3	0	0	1	11
ST. FRANCIS BROOKLYN	22	2-6	0-0	2-3	4	2	2	1	0	1	6
vs. Minnesota	14	1-2	0-0	2-2	0	1	0	2	0	0	4
vs. California	12	0-1	0-0	0-0	0	0	0	1	0	0	0
vs. Baylor	9	0-2	0-0	0-0	3	1	1	1	1	0	0
INDIANA	16	1-2	0-1	0-0	2	4	1	0	0	0	2
BINGHAMTON	15	2-5	2-3	1-2	2	1	5	1	1	2	7
at St. John's	15	0-0	0-0	0-1	3	0	0	0	0	1	0
HIGH POINT	17	2-3	1-2	0-0	3	0	1	0	0	2	5
VILLANOVA	11	1-1	0-0	2-2	2	3	0	0	0	1	4
EASTERN MICHIGAN	18	1-4	0-1	4-4	3	4	2	0	0	2	6
MIAMI											
at Virginia Tech											
NORTH CAROLINA											
at Boston College											
PITTSBURGH											
at Miami											
at Wake Forest											
DUKE											
NOTRE DAME											
CLEMSON											
at Pittsburgh											
NC STATE											
BOSTON COLLEGE											
at Duke											
at Maryland											
at Virginia											
GEORGIA TECH											
at Florida State											

Gbinije's Season and Career Highs

Points
Season: 11 vs. Colgate
Career: 11 vs. Colgate, 2013-14
FG Made
Season: 3 vs. Colgate
Career: 3 vs. Colgate, 2013-14
FG Attempted
Season: 7 vs. Colgate
Career: 7 vs. Colgate, 2013-14
3-Point FGM
Season: 2 vs. Binghamton
Career: 2 vs. Binghamton, 2013-14; vs. Western Michigan, 2011-12
3-Point FGA
Season: 3 vs. Binghamton
Career: 3 vs. Binghamton, 2013-14; vs. Western Michigan, 2011-12
FT Made
Season: 5 vs. Colgate
Career: 5 vs. Colgate, 2013-14
FT Attempted
Season: 12 vs. Colgate
Career: 12 vs. Colgate, 2013-14
Rebounds
Season: 6 vs. Colgate
Career: 6 vs. Colgate, 2013-14
Off. Rebounds
Season: 4 vs. Colgate
Career: 4 vs. Cornell, 2013-14
Def. Rebounds
Season: 3 vs. St. John's, High Point, Eastern Michigan
Career: 3 vs. St. John's, High Point, Eastern Michigan, 2013-14; vs. Wake Forest, 2011-12
Assists
Season: 5 vs. Cornell, Binghamton
Career: 5 vs. Cornell, Binghamton, 2013-14
Blocks
Season: 1 vs. Cornell, Baylor, Binghamton
Career: 1 vs. Cornell, Baylor, Binghamton, 2013-14; vs. Western Michigan, 2011-12
Steals
Season: 2 vs. Cornell, Fordham, Binghamton, High Point, Eastern Michigan
Career: 2 vs. Cornell, Fordham, Binghamton, High Point, Eastern Michigan, 2013-14
Minutes
Season: 22 vs. St. Francis Brooklyn
Career: 22 vs. St. Francis Brooklyn, 2013-14


Gbinije's Career Statistics

Year	G	GS	TOTAL			3-PTS			REBOUNDS			PF	FO	A	TO	Blk	Stl	Pts	Avg			
			FG	FGA	Pct	3FG	3FGA	Pct	FT	FTA	Pct									O	D	Tot
2011-12*19	0	11	20	.550	4	10	.400	7	7	1.000	5	11	16	0.8	19	0	3	8	1	3	33	1.7
2013-14	13	0	16	.432	5	11	.455	17	28	.607	11	20	31	2.4	21	0	20	6	3	14	54	4.2
Totals	32	0	27	.474	9	21	.428	24	35	.686	16	31	47	1.5	40	0	23	14	4	17	87	2.7

at Duke



Jerami Grant
Sophomore • 6-8 • 210
Bowie, Md. •
DeMatha Catholic



- Scored nine of team's first 11 points in his first start of the season against Eastern Michigan. He finished with a team-high 15 points and eight rebounds.
- Made a career-high seven free throws on his way to 11 points against Villanova.
- Was 6-for-6 from the free throw line on his way to 10 points against High Point.
- Scored 14 points and tied his career high with seven defensive rebounds against St. John's.
- Dished out a career-high five assists to go along with 14 points against Binghamton.
- Tied his career high with 19 points in the EA Sports Maui Invitational title game against Baylor and was named to the All-Tournament team.
- Was 7-for-11 from the field and 5-for-6 from the free throw line for a career-high 19 points against California. Also had a career-high three assists against the Bears.
- Hit all four of his free throw attempts in the final minute on his way to 12 points against Minnesota.
- One of three players to reach double figures in scoring with 13 points against St. Francis Brooklyn.
- Posted his first career double-double with 16 points and a career-high 10 rebounds against Fordham.

Grant's Season and Career Highs

Points
 Season: 19 vs. California, Baylor
 Career: 19 vs. California, Baylor, 2013-14

FG Made
 Season: 8 vs. Baylor
 Career: 8 vs. Baylor, 2013-14

FG Attempted
 Season: 12 vs. Fordham, Baylor
 Career: 12 vs. Fordham, Baylor, 2013-14

3-Point FGM
 Season: 0
 Career: 1 vs. Colgate, Eastern Michigan, Long Beach State, Canisius, Central Connecticut, at Villanova, 2012-13

3-Point FGA
 Season: 2 vs. California
 Career: 3 vs. Long Beach State, 2012-13

FT Made
 Season: 7 vs. Villanova
 Career: 7 vs. Villanova, 2013-14

FT Attempted
 Season: 10 vs. Eastern Michigan
 Career: 10 vs. Eastern Michigan, 2013-14

Rebounds
 Season: 10 vs. Fordham
 Career: 10 vs. Fordham, 2013-14

Off. Rebounds
 Season: 7 vs. Fordham
 Career: 7 vs. Fordham, 2013-14

Def. Rebounds
 Season: 7 at St. John's, vs. Eastern Michigan
 Career: 7 at St. John's, vs. Eastern Michigan, 2013-14; vs. Montana (NCAA), 2012-13

Assists
 Season: 5 vs. Binghamton
 Career: 5 vs. Binghamton, 2013-14

Blocks
 Season: 2 vs. Indiana
 Career: 2 vs. Indiana, 2013-14; vs. Eastern Michigan, Villanova, at Pittsburgh, 2012-13

Steals
 Season: 3 vs. Fordham
 Career: 3 vs. Fordham, 2013-14

Minutes
 Season: 35 vs. Villanova
 Career: 40 at Pittsburgh, vs. Notre Dame, 2012-13

Grant Game-by-Game 2013-14

Opponent	MP	FG	3PT	FT	REB	F	A	T	B	S	TP
CORNELL	DNP										
FORDHAM	27	6-12	0-0	4-9	10	1	0	2	1	3	16
COLGATE	24	2-8	0-1	2-6	6	0	2	0	1	1	6
ST. FRANCIS BROOKLYN	29	4-7	0-0	5-9	8	2	2	0	1	1	13
vs. Minnesota	28	4-10	0-0	4-4	5	4	1	1	0	0	12
vs. California	28	7-11	0-2	5-6	8	5	3	0	0	0	19
vs. Baylor	30	8-12	0-0	3-3	3	2	1	0	0	0	19
INDIANA	27	3-8	0-0	0-2	2	3	1	1	2	0	6
BINGHAMTON	18	5-7	0-0	4-5	5	3	5	1	1	0	14
at St. John's	34	5-7	0-0	4-7	7	4	2	2	1	1	14
HIGH POINT	17	2-4	0-1	6-6	3	1	1	2	1	0	10
VILLANOVA	35	2-7	0-0	7-8	6	4	1	2	0	1	11
EASTERN MICHIGAN*	26	5-7	0-0	5-10	8	1	2	4	0	1	15
MIAMI											
at Virginia Tech											
NORTH CAROLINA											
at Boston College											
PITTSBURGH											
at Miami											
at Wake Forest											
DUKE											
NOTRE DAME											
CLEMSON											
at Pittsburgh											
NC STATE											
BOSTON COLLEGE											
at Duke											
at Maryland											
at Virginia											
GEORGIA TECH											
at Florida State											

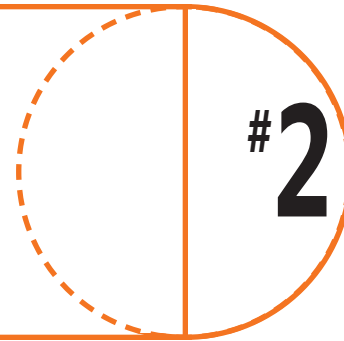
Grant's Career Statistics

Year	G	GS	TOTAL			3-PTS			REBOUNDS			PF	FO	A	TO	Blk	Stl	Pts Avg					
			FG	FGA	Pct	3FG	3FGA	Pct	O	D	Tot								Avg				
2012-13	40	9	54	117	.462	6	15	.400	41	73	.562	46	72	118	3.0	54	1	18	26	17	17	155	3.9
2013-14	12	1	53	100	.530	0	4	.000	49	75	.653	28	43	71	5.9	30	1	21	15	8	8	155	12.9
Totals	52	10	107	217	.493	6	19	.316	90	148	.608	74	115	189	3.6	84	2	39	39	24	25	310	6.0



B.J. Johnson

Freshman • 6-7 • 185
Philadelphia, Pa. •
Lower Merion



- Pulled down a season-high three rebounds against Binghamton.
- Scored seven points and blocked two shots in his collegiate debut against Cornell.

Johnson Game-by-Game 2013-14

Opponent	MP	FG	3PT	FT	REB	F	A	T	B	S	TP
CORNELL	12	3-5	1-3	0-0	1	2	0	1	2	0	7
FORDHAM	9	1-7	0-4	0-0	1	2	0	0	0	0	2
COLGATE	4	0-0	0-0	0-0	0	0	0	1	0	0	0
ST. FRANCIS BROOKLYN	DNP										
vs. Minnesota	DNP										
vs. California	DNP										
vs. Baylor	DNP										
INDIANA	1	0-0	0-0	0-0	0	0	0	0	0	0	0
BINGHAMTON	14	0-5	0-5	0-0	3	2	1	1	0	0	0
at St. John's	DNP										
HIGH POINT	4	1-2	0-0	0-0	1	0	1	0	0	1	2
VILLANOVA	DNP										
EASTERN MICHIGAN	3	1-2	1-2	0-0	0	0	0	0	0	0	3
MIAMI											
at Virginia Tech											
NORTH CAROLINA											
at Boston College											
PITTSBURGH											
at Miami											
at Wake Forest											
DUKE											
NOTRE DAME											
CLEMSON											
at Pittsburgh											
NC STATE											
BOSTON COLLEGE											
at Duke											
at Maryland											
at Virginia											
GEORGIA TECH											
at Florida State											

Johnson's Season and Career Highs

Points

Season and Career: 7 vs. Cornell

FG Made

Season and Career: 3 vs. Cornell

FG Attempted

Season and Career: 7 vs. Fordham

3-Point FGM

Season and Career: 1 vs. Cornell, Eastern Michigan

3-Point FGA

Season and Career: 5 vs. Binghamton

FT Made

Season and Career: 0

FT Attempted

Season and Career: 0

Rebounds

Season and Career: 3 vs. Binghamton

Off. Rebounds

Season and Career: 1 vs. Cornell, Fordham, High Point

Def. Rebounds

Season and Career: 3 vs. Binghamton

Assists

Season and Career: 1 Binghamton, High Point

Blocks

Season and Career: 2 vs. Cornell

Steals


Season and Career: 1 vs. High Point

Minutes

Season and Career: 14 vs. Binghamton

Johnson's Career Statistics

Year	G	GS	TOTAL			3-PTS			FT	FTA	Pct	REBOUNDS				PF	FO	A	TO	Blk	Stl	Pts Avg	
			FG	FGA	Pct	3FG	3FGA	Pct				O	D	Tot	Avg								
2013-14	7	0	6	21	.286	2	14	.143	0	0	.000	3	3	6	0.9	6	0	2	3	2	1	14	2.0



Baye Moussa Keita

Senior • 6-10 • 220
 Saint Louis, Senegal •
 Oak Hill Academy

#12

- Scored a season-high seven points against High Point.
- Recorded a career high two assists against California.
- Pulled down seven rebounds in the season opener against Cornell.

Keita Game-by-Game 2013-14

Opponent	MP	FG	3PT	FT	REB	F	A	T	B	S	TP
CORNELL	16	1-2	0-0	0-0	7	1	1	2	1	0	2
FORDHAM	13	1-1	0-0	0-0	7	1	0	1	0	0	2
COLGATE	19	2-3	0-0	0-0	4	2	0	0	0	1	4
ST. FRANCIS BROOKLYN	12	0-1	0-0	2-2	4	5	0	1	0	2	2
vs. Minnesota	15	0-0	0-0	1-2	1	1	1	1	2	0	1
vs. California	19	2-3	0-0	0-0	0	2	2	0	1	0	4
vs. Baylor	9	1-1	0-0	0-0	0	4	0	1	1	0	2
INDIANA	14	0-2	0-0	1-2	3	4	2	1	1	0	1
BINGHAMTON	13	0-0	0-0	0-0	0	1	0	0	1	0	0
at St. John's	19	0-0	0-0	0-0	3	2	0	0	1	0	0
HIGH POINT	19	3-4	0-0	1-1	4	1	0	0	1	2	7
VILLANOVA	23	1-1	0-0	0-0	4	3	2	0	2	1	2
EASTERN MICHIGAN	18	1-1	0-0	0-0	3	0	0	1	2	0	2
MIAMI											
at Virginia Tech											
NORTH CAROLINA											
at Boston College											
PITTSBURGH											
at Miami											
at Wake Forest											
DUKE											
NOTRE DAME											
CLEMSON											
at Pittsburgh											
NC STATE											
BOSTON COLLEGE											
at Duke											
at Maryland											
at Virginia											
GEORGIA TECH											
at Florida State											

Keita's Season and Career Highs

Points
 Season: 7 vs. High Point
 Career: 15 vs. Wagner, 2012-13

FG Made
 Season: 3 vs. High Point
 Career: 6 vs. Wagner, 2012-13; vs. Albany, 2011-12

FG Attempted
 Season: 4 vs. High Point
 Career: 7 vs. Temple, 2012-13

3-Point FGM
 Season: 0
 Career: 0

3-Point FGA
 Season: 0
 Career: 0

FT Made
 Season: 2 vs. St. Francis Brooklyn
 Career: 7 vs. Georgetown (BET), California (NCAA), 2012-13

FT Attempted
 Season: 2 vs. St. Francis Brooklyn, Minnesota, Indiana
 Career: 10 vs. California (NCAA), 2012-13

Rebounds
 Season: 7 vs. Cornell, Fordham
 Career: 15 vs. Canisius, 2010-11

Off. Rebounds
 Season: 4 vs. Colgate
 Career: 9 vs. Canisius, 2010-11

Def. Rebounds
 Season: 5 vs. Fordham
 Career: 8 vs. Michigan, at Connecticut, 2010-11

Assists
 Season: 2 vs. California, Indiana, Villanova
 Career: 2 vs. California, Indiana, Villanova, 2013-14

Blocks
 Season: 2 vs. Minnesota, Villanova, Eastern Michigan
 Career: 5 vs. Georgetown, 2010-11

Steals
 Season: 2 vs. St. Francis Brooklyn, High Point
 Career: 6 at Connecticut, 2010-11


Minutes
 Season: 23 vs. Villanova
 Career: 41 vs. Georgetown (BET), 2012-13

Keita's Career Statistics

Year	G	GS	TOTAL			3-PTS			FT	FTA	Pct	REBOUNDS				PF	FO	A	TO	Blk	Stl	Pts	Avg
			FG	FGA	Pct	3FG	3FGA	Pct				O	D	Tot	Avg								
2010-11	35	10	31	55	.564	0	0	.000	15	31	.484	48	83	131	3.7	76	5	7	20	43	21	77	2.2
2011-12	35	0	32	45	.711	0	0	.000	16	24	.667	35	52	87	2.5	66	1	2	11	35	7	80	2.3
2012-13	40	0	55	89	.618	0	0	.000	39	65	.590	78	71	149	3.7	96	2	6	22	46	22	149	3.7
2013-14	13	0	12	19	.632	0	0	.000	5	7	.714	20	20	40	3.1	29	1	8	8	13	6	29	2.2
Totals	123	10	130	207	.628	0	0	.000	75	127	.591	181	226	407	3.3	267	9	23	61	137	56	335	2.7



Ron Patterson
 Freshman • 6-2 • 200
 Broad Ripple, Ind. •
 Broad Ripple • Brewster
 Academy (Mass.)



- Posted season-highs in points (10) and rebounds (4) against Binghamton.
- Pulled down a season-high three rebounds against Colgate.
- Scored two points in his collegiate debut against Cornell.
- Tallied 11 points in exhibition opener against Holy Family.

Patterson Game-by-Game 2013-14

Opponent	MP	FG	3PT	FT	REB	F	A	T	B	S	TP
CORNELL	6	1-2	0-1	0-0	0	0	0	0	0	0	2
FORDHAM	8	1-1	0-0	0-0	0	2	1	0	0	1	2
COLGATE	8	1-5	0-4	0-0	3	0	1	2	0	1	2
ST. FRANCIS BROOKLYN	DNP										
vs. Minnesota	DNP										
vs. California	DNP										
vs. Baylor	DNP										
INDIANA	1	0-0	0-0	0-0	0	0	0	0	0	0	0
BINGHAMTON	15	4-12	2-6	0-1	4	1	2	0	0	1	10
at St. John's	DNP										
HIGH POINT	5	1-2	1-2	0-2	0	0	0	1	0	0	3
VILLANOVA	DNP										
EASTERN MICHIGAN	3	0-1	0-1	0-0	0	0	1	0	0	1	0
MIAMI											
at Virginia Tech											
NORTH CAROLINA											
at Boston College											
PITTSBURGH											
at Miami											
at Wake Forest											
DUKE											
NOTRE DAME											
CLEMSON											
at Pittsburgh											
NC STATE											
BOSTON COLLEGE											
at Duke											
at Maryland											
at Virginia											
GEORGIA TECH											
at Florida State											

Patterson's Season and Career Highs

Points
 Season and Career: 10 vs. Binghamton

FG Made

Season and Career: 4 vs. Binghamton

FG Attempted

Season and Career: 12 vs. Binghamton

3-Point FGM

Season and Career: 2 vs. Binghamton

3-Point FGA

Season and Career: 6 vs. Binghamton

FT Made

Season and Career: 0

FT Attempted

Season and Career: 1 vs. Binghamton

Rebounds

Season and Career: 4 vs. Binghamton

Off. Rebounds

Season and Career: 4 vs. Binghamton

Def. Rebounds

Season and Career: 1 vs. Colgate

Assists

Season and Career: 2 vs. Binghamton

Blocks

Season and Career: 0

Steals

Season and Career: 1 vs. Fordham, Colgate,
 Binghamton, Eastern Michigan

Minutes

Season and Career: 15 vs. Binghamton

Patterson's Career Statistics

Year	G	GS	TOTAL			3-PTS			FT	FTA	Pct	REBOUNDS				PF	FO	A	TO	Blk	Stl	Pts Avg	
			FG	FGA	Pct	3FG	3FGA	Pct				O	D	Tot	Avg								
2013-14	7	0	8	23	.348	3	14	.214	0	3	.000	6	1	7	1.0	3	0	5	3	0	4	19	2.7



Tyler Roberson

Freshman • 6-8 • 212

Union, N.J. •

Roselle Catholic

#21

- Tied his season highs with six points and five rebounds against Eastern Michigan.
- Scored a season-best six points against Binghamton. Also tied his season high with five rebounds against the Bearcats.
- Pulled down a season-high five rebounds against Colgate.

Roberson Game-by-Game 2013-14

Opponent	MP	FG	3PT	FT	REB	F	A	T	B	S	TP
CORNELL	14	2-6	0-1	0-0	4	0	0	1	0	1	4
FORDHAM	12	1-4	0-2	3-4	1	0	0	0	1	0	5
COLGATE	10	1-8	0-0	0-0	5	2	1	0	1	1	2
ST. FRANCIS BROOKLYN	DNP										
vs. Minnesota	DNP										
vs. California	DNP										
vs. Baylor	DNP										
INDIANA	1	0-0	0-0	0-0	0	0	0	0	0	0	0
BINGHAMTON	14	1-4	0-1	4-4	5	5	1	0	0	0	6
at St. John's	DNP										
HIGH POINT	11	0-2	0-0	0-0	1	0	0	1	0	0	0
VILLANOVA	4	0-0	0-0	0-0	1	0	0	0	0	0	0
EASTERN MICHIGAN	14	2-3	0-0	2-2	5	2	1	1	0	0	6
MIAMI											
at Virginia Tech											
NORTH CAROLINA											
at Boston College											
PITTSBURGH											
at Miami											
at Wake Forest											
DUKE											
NOTRE DAME											
CLEMSON											
at Pittsburgh											
NC STATE											
BOSTON COLLEGE											
at Duke											
at Maryland											
at Virginia											
GEORGIA TECH											
at Florida State											

Roberson's Season and Career Highs

Points

Season and Career: 6 vs. Binghamton, Eastern Michigan

FG Made

Season and Career: 2 vs. Cornell, Eastern Michigan

FG Attempted

Season and Career: 8 vs. Colgate

3-Point FGM

Season and Career: 0

3-Point FGA

Season and Career: 2 vs. Fordham

FT Made

Season and Career: 4 vs. Binghamton

FT Attempted

Season and Career: 4 vs. Fordham, Binghamton

Rebounds

Season and Career: 5 vs. Colgate, Binghamton, Eastern Michigan

Off. Rebounds

Season and Career: 4 vs. Binghamton

Def. Rebounds

Season and Career: 5 vs. Eastern Michigan

Assists

Season and Career: 1 vs. Colgate, Binghamton, Eastern Michigan

Blocks

Season and Career: 1 vs. Fordham, Colgate

Steals

Season and Career: 1 vs. Cornell, Colgate, Eastern Michigan

Minutes

Season and Career: 14 vs. Cornell, Binghamton, Eastern Michigan

Roberson's Career Statistics

Year	G	GS	TOTAL			3-PTS			FT			REBOUNDS				PF	FO	A	TO	Blk	Stl	Pts Avg	
			FG	FGA	Pct	3FG	3FGA	Pct	FT	FTA	Pct	O	D	Tot	Avg								
2013-14	8	0	7	27	.259	0	4	.000	9	10	.900	7	15	22	2.8	9	0	3	3	2	2	23	2.9



PROUD TO RING IN A NEW ERA OF THE ACC





SYRACUSE RECORD BREAKDOWN

Record	Overall	ACC
SU overall	13-0	
SU at home	9-0	
SU on the road	1-0	
SU at neutral sites	3-0	
SU in overtime		
After a loss		
SU scores first	12-0	
Opponent scores first	1-0	

Halftime	Overall	ACC
SU led at the half	11-0	
SU trailed at the half	1-0	
Tied at the half	1-0	

Rebounding	Overall	ACC
SU outrebounded Opp.	8-0	
SU was outrebounded	2-0	
Rebounds were equal	3-0	
SU 36-or-more rebounds	6-0	
SU 35-or-less rebounds	7-0	
SU 21-or-more def rebounds	7-0	
SU 20-or-less def. rebounds	6-0	
SU 11-or-more off. rebounds	8-0	
SU 10-or-less off. rebounds	5-0	

Field Goal Percentage	Overall	ACC
SU shot 60-70% FG		
SU shot 50-60% FG	7-0	
SU shot 40-50% FG	4-0	
SU shot 30-40% FG	2-0	
Opp. shot 50-60% FG	2-0	
Opp. shot 40-50% FG	5-0	
Opp. shot 30-40% FG	6-0	
Opp. shot 20-30% FG		
SU outshot Opp. FG%	10-0	
Opp. outshot SU FG%	3-0	

Free Throw Percentage	Overall	ACC
SU outshot Opp. FT%	4-0	
Opp. outshot SU FT%	9-0	
SU shot same FT% as opponent		
SU shot more FT	10-0	
Opp. shot more FT	3-0	
Free throws shot were equal		

Scoring	Overall	ACC
SU scored 100-109 pts.		
SU scored 90-99 pts.	2-0	
SU scored 80-89 pts.	2-0	
SU scored 70-79 pts.	5-0	
SU scored 60-69 pts.	3-0	
SU scored 50-59 pts.	1-0	
SU scored 40-49 pts.		
Opp. scored 80-89 pts.	1-0	
Opp. scored 70-79 pts.	1-0	
Opp. scored 60-69 pts.	6-0	
Opp. scored 50-59 pts.	4-0	
Opp. scored 40-49 pts.	1-0	

By Starting Lineup	Overall	ACC
Ennis, Cooney, Fair, Grant, Christmas	1-0	
Ennis, Cooney, Fair, Christmas, Coleman	12-0	

By Uniform	Overall	ACC
White	11-0	
Orange	2-0	

Turnovers	Overall	ACC
SU 10-or-less turnovers	7-0	
SU 11-20 turnovers	6-0	
SU 21-or-more turnovers		
Opp. 10-or-less turnovers	1-0	
Opp. 11-20 turnovers	11-0	
Opp 21-or-more turnovers	1-0	

SU Players' Scoring	Overall	ACC
Six in double digits		
Five in double digits	1-0	
Four in double digits	7-0	
Three in double digits	4-0	
Two in double digits		
One in double digits		
Three with 20-or-more points		
Two with 20-or-more points	3-0	
One with 20-or-more points	4-0	
One with 30-or-more points		

Games Decided By . . .	Overall	ACC
0-5 points	1-0	
6-10 points	3-0	
11-15 points	2-0	
16 or more points	7-0	

By Month	Overall	ACC
November	7-0	
December	6-0	
January		
February		
March		

By Day	Overall	ACC
Monday	2-0	
Tuesday	4-0	
Wednesday	1-0	
Thursday		
Friday	2-0	
Saturday	3-0	
Sunday	1-0	

By Live Television	Overall	ACC
CBS	1-0	
ESPN	3-0	
ESPN2	1-0	
ESPNU	1-0	
ESPN3.com	4-0	
RSN	2-0	
ACCN		
Fox Sports 1	1-0	

By Conference	Overall
ACC	
America East (Binghamton)	1-0
Atlantic 10 (Fordham)	1-0
BIG EAST (St. John's, Villanova)	2-0
Big 10 (Minnesota, Indiana)	2-0
Big 12 (Baylor)	1-0
Big South (High Point)	1-0
Ivy League (Cornell)	1-0
Mid American (E. Michigan)	1-0
Northeast (St. Francis Brooklyn)	1-0
Pac-12 (California)	1-0
Patriot League (Colgate)	1-0



SYRACUSE RECORDS

Games Played:

12 – Rakeem Christmas, Trevor Cooney, Tyler Ennis, C.J. Fair,
Michael Gbinije, Baye Moussa Keita

Games Started:

12 – Christmas, Cooney, Ennis, Fair

Points in a Half:

20 – Cooney (2nd), vs. California

Game Points:

28 – Ennis vs. California

Minutes Played:

40 – Fair vs. California

Game FG Attempted:

17 – Fair (5) at St. John's, Baylor, vs. California, Colgate and
Fordham

Game FG Made:

10 – Fair vs. Baylor; Cooney, Cornell

Game FG Percentage (min. 5 made)

1.000 (5-5) – Coleman, St. Francis Brooklyn

Game FT Attempted:

12 – Gbinije, Colgate

Game FT Made:

10 – Ennis (2), at St. John's, vs. Minnesota

Game FT Percentage (min. 9 made):

1.000 (10-10) – Ennis at St. John's

Game 3 pt. FG Attempted:

11 – Cooney vs. Minnesota

Game 3 pt. FG Made:

7 – Cooney, Cornell

Game 3 pt. FG Percentage (min. 5 made)

.875 (7-8) – Cooney, Cornell

Game Rebounds:

10 – Coleman (2), Binghamton, Fordham; Fair vs. Minnesota;
Grant, Fordham

Game Assists:

9 – Ennis (2), High Point, vs. Baylor

Game Steals:

5 – Ennis (2), High Point, vs. Minnesota

Blocked Shots:

3 – Christmas, Indiana

Turnovers

7 – Fair, Cornell

Game Fouls:

5 – Grant vs. California; Roberson, Binghamton

Led SU in Scoring:

Fair (6^{1 shared}), Cooney (3), Ennis (2^{1 shared}), Coleman (1)

Double-Figure Scoring Games:

Fair (11), Cooney (10), Ennis (9), Grant (9), Coleman (3),
Christmas, Gbinije, Patterson

20-29-point Games:

Cooney (4), Fair (4), Ennis (3)

30-39-point Games:

Scored First:

Fair (7), Coleman (2), Cooney (2), Ennis (2)

Led SU in Rebounding:

Grant (5^{2 shared}), Fair (4^{2 shared}), Coleman (3^{2 shared}), Christmas
(2^{1 shared}), Ennis (2)

Double-Figure Rebounding Games:

Coleman (2), Fair, Grant

Double-Doubles:

Coleman (2), Fair, Grant

Led SU in Assists:

Ennis (10^{1 shared}), Cooney (1^{1 shared}), Fair (1^{1 shared}), Gbinije (1^{1 shared}),
Grant (1^{1 shared}), Keita (1^{1 shared}),

Double-Figure Assist Games:

Largest Lead:

37 (92-55), Binghamton

Largest Margin of Victory:

28 (93-65), Binghamton

Largest Margin of Defeat:

Largest Deficit:

18 (25-7), Villanova

Deficit Overcome in a Win:

18 (25-7), Villanova

Largest Lead in a Loss:

Largest Halftime Lead:

25 (46-21), Fordham

Largest Halftime Deficit:

6 (38-32), Cornell



TEAM HIGHS AND LOWS

Syracuse Highs

Points	93	Binghamton
Points – First Half	54	Binghamton
Points – Second Half	51	vs. California
Field Goals Made	33	Binghamton
Field Goal Attempts	72	Binghamton
Field Goal %	.545 (24-44)	at St. John's
3-Point FG Made	13	Binghamton
3-Point FG Attempts	36	Binghamton
3-Point FG %	.538 (7-13)	High Point
Free Throws Made	29	Villanova
		Fordham
Free Throw Attempts	42	Fordham
Free Throw %	.958 (23-24)	vs. California
Offensive Rebounds	26	Colgate
Defensive Rebounds	31	Eastern Michigan
Rebounds	52	Colgate
Assists	24	Binghamton
Steals	15	Fordham
Blocked Shots	7	Eastern Michigan
		Indiana
Turnovers	12	Cornell
Fouls	25	Fordham

Opponent Highs

Points	81	vs. California
Points – 1st Half	41	vs. California
Points – 2nd Half	53	Fordham
Field Goals Made	28	vs. California
Field Goal Attempts	56	at St. John's
Field Goal %	.553 (26-47)	vs. Baylor
3-Point FG Made	11	Colgate
		Fordham
3-Point FG Attempts	32	Cornell
3-Point FG %	.474 (9-19)	vs. Baylor
Free Throws Made	21	Binghamton
		Fordham
Free Throw Attempts	32	Binghamton
Free Throw %	1.000 (4-4)	High Point
Offensive Rebounds	13	Binghamton
Defensive Rebounds	27	Colgate
Rebounds	36	Binghamton
Assists	20	vs. California
Steals	7	Villanova
Blocked Shots	6	vs. Minnesota
Turnovers	21	Colgate
Fouls	30	Fordham

Syracuse Lows

Points	56	St. Francis Brooklyn
Points – First Half	30	St. Francis Brooklyn
Points – Second Half	26	St. Francis Brooklyn
Field Goals Made	18	St. Francis Brooklyn
Field Goal Attempts	44	at St. John's
Field Goal %	.353 (18-51)	St. Francis Brooklyn
3-Point FG Made	1	at St. John's
3-Point FG Attempts	6	St. Francis Brooklyn
3-Point FG %	.125 (2-16)	Cornell
	.125 (1-8)	at St. John's
Free Throws Made	10	High Point
		vs. Baylor
Free Throw Attempts	11	vs. Baylor
Free Throw %	.429 (12-28)	Colgate
Offensive Rebounds	5	at St. John's
Defensive Rebounds	12	vs. Baylor
Rebounds	21	vs. Baylor
Assists	8	St. Francis Brooklyn
Steals	6	at St. John's
Blocked Shots	2	vs. Baylor
Turnovers	7	vs. Baylor
Fouls	8	High Point

Opponent Lows

Points	48	Eastern Michigan
Points – 1st Half	21	Fordham
Points – 2nd Half	20	High Point
Field Goals Made	15	Indiana
Field Goal Attempts	41	Indiana
Field Goal %	.362 (17-47)	Colgate
3-Point FG Made	1	at St. John's
3-Point FG Attempts	13	St. Francis Brooklyn
3-Point FG %	.067 (1-15)	at St. John's
Free Throws Made	4	High Point
Free Throw Attempts	4	High Point
Free Throw %	.500 (6-12)	vs. Baylor
	.500 (5-10)	Colgate
Offensive Rebounds	7	Colgate
		Fordham
		Cornell
Defensive Rebounds	17	Villanova
		High Point
		Indiana
Rebounds	25	High Point
Assists	6	Indiana
Steals	2	vs. Baylor
Blocked Shots	1	Eastern Michigan
		Villanova
		Binghamton
Turnovers	9	at St. John's
Fouls	15	vs. Baylor



GAME-BY-GAME STATISTICS

Opponent	Score	TOTAL		3-PTS		REBOUNDS		PF	A	TO	Blk	Stl		
		FG-FGA	Pct	3FG-FGA	Pct	FT-FTA	Pct						Off-Def	Tot
Syracuse Cornell	W, 82-60	30-56 22-54	.536 .407	10-20 10-32	.500 .313	12-18 6-8	.667 .750	11-27 7-19	38 26	13 16	19 13	14 17	6 3	12 4
Syracuse Fordham	W, 89-74	29-65 21-48	.446 .438	2-16 11-27	.125 .407	29-42 21-30	.690 .700	22-26 7-22	48 29	25 30	12 16	11 19	3 3	15 6
Syracuse Colgate	W, 69-50	25-68 17-47	.368 .362	7-24 11-28	.292 .393	12-28 5-10	.429 .500	26-26 7-27	52 34	10 20	10 11	10 21	4 3	12 4
Syracuse St. Francis Brooklyn	W, 56-50	18-51 18-43	.353 .419	2-6 5-13	.333 .385	18-27 9-15	.667 .600	18-18 9-21	36 30	16 20	8 10	8 13	6 5	9 5
Syracuse vs. Minnesota	W, 75-67	24-56 23-52	.429 .442	5-13 9-22	.385 .409	22-27 12-13	.815 .923	14-18 12-20	32 32	16 18	11 16	10 19	6 6	8 6
Syracuse vs. California	W, 92-81	31-58 28-54	.534 .519	7-14 6-21	.500 .286	23-24 19-25	.958 .760	8-18 10-20	26 30	20 21	14 20	8 13	4 2	7 6
Syracuse vs. Baylor	W, 74-67	30-59 26-47	.508 .553	4-12 9-19	.333 .474	10-11 6-12	.909 .500	9-12 12-21	21 33	13 15	17 15	7 20	2 3	11 2
Syracuse Indiana	W, 69-52	24-47 15-41	.511 .367	6-13 4-14	.462 .286	15-25 18-24	.600 .750	11-18 12-17	29 29	23 19	13 6	11 16	7 4	10 4
Syracuse Binghamton	W, 93-65	33-72 19-50	.458 .380	13-36 6-22	.361 .273	14-24 21-32	.583 .656	21-24 13-23	45 36	23 18	24 9	9 18	6 1	12 3
Syracuse at St. John's	W, 68-63	24-44 21-56	.545 .375	1-8 1-15	.125 .067	19-28 20-26	.679 .769	5-28 11-22	33 33	21 22	12 10	11 9	4 5	6 5
Syracuse High Point	W, 75-54	29-54 21-48	.537 .438	7-13 8-20	.538 .400	10-18 4-4	.556 1.000	11-19 8-17	30 25	8 15	15 15	10 19	6 2	12 5
Syracuse Villanova	W, 78-62	21-45 19-50	.467 .380	7-13 10-31	.538 .323	29-35 14-22	.829 .636	10-23 11-17	33 28	18 27	9 14	12 14	3 1	7 7
Syracuse E. Michigan	W, 70-48	26-51 17-54	.510 .315	3-14 7-28	.214 .250	15-25 7-11	.600 .636	8-31 8-22	39 30	12 19	20 14	13 18	7 1	10 16
Syracuse Miami														
Syracuse at Virginia Tech														
Syracuse North Carolina														
Syracuse at Boston College														
Syracuse Pittsburgh														
Syracuse at Miami														
Syracuse at Wake Forest														
Syracuse Duke														
Syracuse Notre Dame														
Syracuse Clemson														
Syracuse at Pittsburgh														
Syracuse NC State														
Syracuse Boston College														
Syracuse at Duke														
Syracuse at Maryland														
Syracuse at Virginia														
Syracuse Georgia Tech														
Syracuse at Florida State														
SYRACUSE TOTALS		344-726	.474	74-202	.366	228-332	.687	174-288	462	218-3	184	134	64	131
OPPONENT TOTALS		267-644	.415	97-292	.332	162-232	.698	127-268	395	260-11	169	216	39	63



THE LAST TIME THAT

Syracuse Individual

Scored 40 or more points:	Gerry McNamara, 43 vs. BYU (NCAA), 3/18/04
Scored 30 or more points:	James Southerland, 35 a Arkansas, 11/30/12
Made 15 FGs:	Lawrence Moten, 15 at Villanova, 2/14/95
Made 9 3PT FGs:	James Southerland, 9 at Arkansas, 11/30/12
Made 8 3PT FGs:	Gerry McNamara, 8 vs. Davidson, 12/18/05
Made 7 3PT FGs:	Trevor Cooney, 7 vs. Cornell, 11/8/13
Made 17+ FTs:	Hakim Warrick, 18 vs. Rhode Island, 11/30/03
Made 15+ FTs:	Jonny Flynn, 16 vs. Connecticut (BET), 3/12/09
Made 10+ FTs:	Tyler Ennis, 10 at St. John's, 12/15/13
Had 30+ rebounds:	Frank Reddout, 34 vs. Temple, 2/9/52
Had 25+ rebounds:	Dave Bing, 25 vs Cornell, 2/8/66
Had 20+ rebounds:	Rick Jackson, 22, Detroit, 11/16/10
Had 15+ rebounds:	Baye Moussa Keita, 15, Canisius, 11/14/10
Had 15+ assists:	Michael Carter-Williams, 16, Monmouth, 12/8/12
Had 10+ assists:	Michael Carter-Williams, 14, vs. Seton Hall (BET), 3/13/13
Had 8+ blocks:	Fab Melo, 10 vs. Seton Hall, 12/28/11
Had 5+ blocks:	Rakeem Christmas, 5, DePaul, 3/6/13
Had 10 steals:	Todd Burgan vs. Colgate, 12/30/97
Had 8+ steals:	DeShaun Williams, 9 vs. Boston College, 3/3/02
Had 5+ steals:	Tyler Ennis, 5, High Point, 12/20/13
Played 60+ minutes:	Jonny Flynn (67), Eric Devendorf, (61) vs. Connecticut (BET), 3/12/09
Played 50+ minutes:	Paul Harris (56), Andy Rautins (50) vs. Connecticut (BET), 3/12/09
Played 40+ minutes:	C.J. Fair (45) vs. Georgetown (BET), 3/15/13
Played 40 minutes (40 minute game):	C.J. Fair vs. Minnesota, 11/25/13
Three players had a double-double (pts-rebs):	Donte Greene (19-13), Arinze Onuaku (17-14), Kristof Ongenaet (10-11 at Seton Hall, 3/5/08
Two players had a double-double	DaJuan Coleman (10 pts.-10 rebs.), Jerami Grant (10 pts.-10 rebs.), Fordham, 11/12/13
Two players had a double-double (pts-rebs)	DaJuan Coleman (10-10), Jerami Grant (16-10), Fordham, 11/12/13
Had a double-double (pts-rebs):	DaJuan Coleman (13-10), Binghamton, 12/7/13
Had a double-double OT (pts-rebs):	Paul Harris (29-22), vs. Connecticut (BET), 3/12/09
Had a double-double (pts-assists):	Michael Carter-Williams (15-12), Providence, 2/20/13
Had a double-double (pts-blocks):	Fab Melo, (12-10) vs. Seton Hall, 12/28/11
Had a triple-double:	Allen Griffin, (14-11-10) vs. Pittsburgh, 2/27/01

Syracuse Team

Won in overtime:	58-55, Georgetown (BET), 3/15/13
Lost in overtime:	75-71 at Villanova, 1/26/13
Played two overtimes:	127-117 vs. Connecticut (BET), 3/12/09
Played three overtimes	127-117 vs. Connecticut (BET), 3/12/09
Played six overtimes	127-117 vs. Connecticut (BET), 3/12/09
Scored 100 points:	108, Monmouth, 12/8/12
Scored 90 points:	93, Binghamton, 12/7/13
Scored less than 40 points:	39 at Georgetown, 3/9/13
Scored 53+ in a half:	54, Binghamton (1st), 12/7/13
Gave up 100 points:	117, vs. Connecticut (BET), 3/12/09
Gave up less than 50 points:	47, Notre Dame, 2/4/13
Gave up less than 40 points:	39, vs. Marquette (NCAA), 3/30/13
Shot over 60% FG:	.611 (33-54) at Providence, 1/4/12
Shot under 32% FG:	.319 (15-47) at Georgetown, 3/9/13
Held opponent under 32% FG:	.204 (11-54) vs. Montana (NCAA), 3/21/13
Made 45+ FG:	47 vs. E. Tennessee State, 12/15/07
Made 15+ 3PT:	15 vs. E. Tennessee State, 12/15/07
Made 12+ 3PT:	13, Binghamton, 12/7/13
Did not make a 3PT:	vs. Providence (BET), 3/10/95
Streak of 645 straight games with a 3-pointer	
Attempted 50 FT:	51 vs. Connecticut (BET), 3/12/09
Attempted 40 FT:	41 vs. California (NCAA), 3/23/13
Made 40 FT:	40 vs. Connecticut (BET), 3/12/09
Made 35 FT:	40 vs. Connecticut (BET), 3/12/09
Had 60+ rebounds:	63, Monmouth, 12/8/12
Had 50+ rebounds:	57, C. Connecticut, 12/31/12
Had 30+ assists:	30, Monmouth, 12/8/12
Committed less than 10 turnovers:	9, Binghamton, 12/7/13
Committed 25+ turnovers:	26 vs. E. Tennessee State, 12/15/07
Forced 30-or-more turnovers:	32, Albany, 11/9/09
Had 20+ steals:	21, Albany, 11/9/09
Had 15+ blocked shots:	15, Seton Hall, 12/28/11
Four players had 20 points	vs. Connecticut (BET), 3/12/09: Jonny Flynn (34), Paul Harris (29), Eric Devendorf (22), Andy Rautins (20)
Three players had 20 points:	vs. Connecticut (BET), 3/12/09: Jonny Flynn (34), Paul Harris (29), Eric Devendorf (22), Andy Rautins (20)
Two players had 20 points:	Villanova, 12/28/13: Trevor Cooney (21), Tyler Ennis (20)
Six players had 10+ points	Monmouth, 12/8/12: Brandon Triche (18), Michael Carter-Williams (15), Trevor Cooney (15), C.J. Fair (14), James Southerland (14), Rakeem Christmas (11), DaJuan Coleman (11)
Five players had 10+ points:	Binghamton, 12/7/13: C.J. Fair (19), Trevor Cooney (17), Jerami Grant (14), DaJuan Coleman (13), Ron Patterson (10)
Three players had 10+ rebounds:	Monmouth, 12/8/12: DaJuan Coleman (14), C.J. Fair (10), Baye Moussa Keita (10)
Two players had 10+ rebounds:	Fordham, 11/12/13: DaJuan Coleman (10), Jerami Grant (10)



2013-14 GAME SUMMARIES

GAME 13 Dec. 31, 2013 | Carrier Dome
Syracuse, N.Y.

2/2 Syracuse 70
Eastern Michigan 48



SYRACUSE, N.Y. - In Syracuse's final tune-up before conference play begins, the Orange defeated Eastern Michigan 70-48.

"That's something that a point guard has to do sometimes, get other guys going and give other guys confidence."

- Tyler Ennis

Four Orange men reached double figures with junior Rakeem Christmas and sophomore Jerami Grant leading the way with 15 points apiece. That total matched a career-high for Christmas, while Grant corralled a game-best eight rebounds in his first start of the season.

SU raced out to an 18-6 advantage 6:30 into the contest with Grant scoring nine of the team's first 11. The Orange took its largest lead of the half at 30-10 with 7:33 remaining following 10 unanswered points, including a pair of monstrous dunks by Christmas.

Over the next three minutes, the Eagles responded with an 11-2 run to pull within 32-21. Following a Glenn Bryant layup and two free throws by Mike Talley in the final minute, SU took a 36-27 lead into halftime.

EMU closed to within 37-32, two minutes into the second half, when Syracuse countered with a seven-point spurt to set the score at 44-32. After five straight from the Eagles, SU pulled away, outscoring the Eagles 14-2 to extend the margin to 58-39 with under eight minutes to go.

An 8-0 stretch which ended on a three by freshman B.J. Johnson had SU with its largest advantage of the contest at 68-45 with less than three minutes left.

VISITORS: Eastern Michigan (7-5)

PLAYER	FG-FGA	3G-3GA	FT-FTA	R	PF	TP	A	TO	B	S	MP
Ward	f 2-10	1-8	0-0	6	2	5	4	1	0	0	28
Bryant	f 8-11	0-0	3-3	8	3	19	0	3	0	1	30
Riley	c 0-2	0-0	0-0	0	2	0	0	2	0	1	15
Lee	g 4-8	4-5	0-0	2	0	12	1	3	1	0	21
Talley	g 1-5	0-2	2-4	0	4	4	5	2	0	0	27
Sims	g 1-5	1-4	0-0	0	1	3	0	0	0	0	10
Hughley	0-0	0-0	0-0	1	0	0	0	0	0	1	1
Ajayi	0-1	0-0	0-2	5	3	0	1	3	0	2	24
Ross	0-1	0-1	0-0	1	0	0	0	1	0	0	13
Combs	1-9	1-8	2-2	2	3	5	3	3	0	0	19
Strickland	0-0	0-0	0-0	0	0	0	0	0	0	0	5
Harrison	0-2	0-0	0-0	0	1	0	0	0	0	1	7
TEAM				5							
Totals	17-54	7-28	7-11	30	19	48	14	18	1	6	200
Total FG% 1st Half: 9-29	31.0%	2nd Half: 8-25	32.0%	Game: 31.5%							
3-Pt. FG% 1st Half: 3-14	21.4%	2nd Half: 4-14	28.6%	Game: 25.0%							
F Throw% 1st Half: 6-6	100.0%	2nd Half: 1-5	20.0%	Game: 63.6%							
Deadball Rebounds: 2											

HOME: Syracuse (13-0)

PLAYER	FG-FGA	3G-3GA	FT-FTA	R	PF	TP	A	TO	B	S	MP
Grant	f 5-7	0-0	5-10	8	1	15	2	4	0	1	26
Fair	f 5-14	0-5	3-6	8	0	13	4	2	2	0	37
Christmas	c 7-8	0-0	1-2	3	3	15	0	1	2	1	22
Cooney	g 4-7	2-5	0-0	1	0	10	1	2	1	2	27
Ennis	g 0-4	0-0	0-1	5	2	0	9	2	0	3	32
Gbinije	1-4	0-1	4-4	3	4	6	2	0	0	2	18
Johnson	1-2	1-2	0-0	0	0	3	0	0	0	0	3
Keita	1-1	0-0	0-0	3	0	2	0	1	2	0	18
Roberson	2-3	0-0	2-2	5	2	6	1	1	0	0	14
Patterson	0-1	0-1	0-0	0	0	0	1	0	0	1	3
TEAM				3							
Totals	21-45	7-13	29-35	39	12	70	20	13	7	10	200
Total FG% 1st Half: 15-28	53.6%	2nd Half: 11-23	47.8%	Game: 51.0%							
3-Pt. FG% 1st Half: 1-6	16.7%	2nd Half: 2-8	25.0%	Game: 21.4%							
F Throw% 1st Half: 5-9	55.6%	2nd Half: 10-16	62.5%	Game: 60.0%							
Deadball Rebounds: 5											

Officials: Roger Ayers, Tim Comer, Earl Walton
Technical fouls: E. Michigan - None. Syracuse - None.
Attendance: 20,306

Score by Periods	1st	2nd	Total
Eastern Michigan	27	21	48
Syracuse	36	34	70