

81472

university  
of  
miami

hurricane  
basketball  
guide

1962

1963



## 1962-63 Schedule

DATE	OPPONENTS	SITE
Nov. 30	Florida .....	Miami Beach Conv. Hall
Dec. 4	Boston College .....	Chestnut Hill, Mass
" 6	U. of Rhode Island .....	Kingston, R. I.
" 8	Providence College .....	Providence, R. I.
" 13	*Fla. Southern .....	Miami Beach Auditorium
" 21	Duke Univ. ....	Miami Beach Conv. Hall
" 27-28	†Hurricane Basketball Classic .....	Miami Beach Conv. Hall
Jan. 3	St. John's University .....	Jamaica, N. Y.
" 4	LaSalle College .....	Philadelphia, Pa.
" 9	*Jacksonville Univ. ....	Jacksonville, Fla.
" 10	Florida .....	Gainesville, Fla.
" 12	Florida State .....	Tallahassee, Fla.
" 19	St. Peter's College .....	Miami Beach Aud.
" 24	Univ. of Houston .....	Miami Beach Aud.
" 29	*University of Tampa .....	Tampa, Fla.
" 30	*Rollins College .....	Winter Park, Fla.
Feb. 1	*Stetson University .....	DeLand, Fla.
" 2	*Fla. Southern .....	Lakeland, Fla.
" 5	*Jacksonville Univ. ....	Miami Beach Aud.
" 9	U. of Louisville .....	Miami Beach Conv. Hall
" 12	*Rollins College .....	Miami Beach Aud.
" 16	Loyola University .....	Miami Beach Aud.
" 18	*Univ. of Tampa .....	Miami Beach Aud.
" 23	Florida State .....	Miami Beach Conv. Hall
" 26	*Stetson University .....	Miami Beach Aud.

\*—Florida Intercollegiate Conference Games


†—Hurricane Basketball Classic

Pittsburgh — Cornell — L.S.U. — Miami

★ ★ ★

## Index

	Page
Bruce Hale, head coach .....	2
Hurricane Basketball Classic .....	14
Individual Statistics, 1961-62 varsity .....	9
Lettermen .....	23-24
Opponents .....	10-13
Outlook .....	3
Player Sketches .....	6-8
Results, 1961-62 .....	Inside front cover
Results, year by year .....	15-19
Schedule, 1962-63 .....	Inside front cover
Season and all-time records .....	20-22
Varsity Roster .....	4







## Bruce Hale

### HEAD COACH

Bruce Hale, working with far smaller squads than almost any major coach, continues to build University of Miami into a basketball giant. His ability to get the most out of his athletes has brought the Hurricanes five successive winning seasons. Only in his first year at Miami did Hale fail to produce a winner. His 1956-57 unit fought to a stalemate through 26 games but his other clubs have ranged from 14-12 to 23-4 records against tough opposition.

As a result, basketball has become a major sport at Miami . . . the Hurricanes are competing against major cage powers as the result of the impetus the personable UM coach has given the game.

Hale is a believer in a powerful offense. His 1958-59 team led the nation in scoring . . . his Hurricanes finished runnerup to Ohio State two years ago . . . they wound up among the top 10 scoring teams in America last season.

In eight seasons, Hale's teams have won 125 games while losing 74. In 1960, his team went to the NCAA tournament; the next year it went to the NIT in New York. His Hurricanes captured undisputed possession of the Florida Intercollegiate crown five times, and tied for the title once.

Hale played his college basketball for Santa Clara where he was graduated in 1941. Later, he played on the famed Five-By-Five team at Miami Beach as an Air Force captain during World War II and also coached the Wright Air Field Base to the service championship. In the next 10 years, he played professional basketball, being on the All-World team in 1945. He coached the Chicago American Gears to the pro championship in 1946 and later coached the Indianapolis professional team.

## Outlook

DESPITE the loss of Julie Cohen, guard, and Lou Alix, forward, from the 1961-62 starting five and of Chris Stavreti from the reserves, University of Miami expects to improve on its 14-12 record of a year ago when it takes the floor in the upcoming campaign.

Returning are three starters, Mike McCoy, 7 foot 1 inch center who topped the team in scoring and rebounds as well as height last year; Lee Woods, 6 foot 7 inch forward who is a capable rebounder and a good team player, and Kenny Allen, 6 foot guard, third high point man on the 1961-62 team. Reserves returning are Jack Spisak, 6 foot 4 inch forward who is the most accurate shooter on the team, and Carl Stavreti, a 6 foot guard who never got back into top playing form last year after a December injury.

Actually, these five could give the Hurricanes a team pretty much on a par with the 1961-62 outfit since McCoy and Allen, regulars for the first time last year, are expected to improve on their showings then, while Spisak, back in action in 1962 after a year's absence, also seems set for his best year.

Glittering performances are expected from three newcomers and additional help may come from another trio. Rick Barry had a fabulous 28.8 scoring average as a freshman last year and appears headed for all-time stardom with the Hurricanes. He is 6 feet 7, has amazing scoring skill under the basket and is an able rebounder. He's expected to outdo the departed Alix both in scoring and rebounding. To give depth at forward, Wayne Beckner, 6 feet 5, and Edward Fults, 6 feet 3, are highly regarded sophomores. Beckner can help out at center—as can Barry.

Joining Barry as the more promising of the new men are Bernie Butts and Larry Kessler, 6 footers who will fight it out for the spot vacated by Cohen. At the start of things, Butts has the edge. Butts teamed beautifully with Barry last season and they'll bring to the starting five a little of the cohesion lacking at times last year. Kessler, a sophomore, was ill much of last year but had a great high school record. He should be the perfect back up man for the starting guards.

Greg Meyer, 6 foot 10 inch center prospect, has potentialities but as yet has not proven he can develop them.


This Miami team appears to be more mobile and versatile than its predecessor. Barry should give the punch sorely missing under the basket. Though Butts of course can not match Cohen's experience, Julie was below par physically last year and played many games on sheer nerve. Kessler appears to have more ability than any of the reserve guards of last season. This should be a much stronger offensive unit than the 1961-62 five and is expected to be sharper on defense. It has better ball handling, will have more speed.



# 1962-63 Basketball Roster

NO.	PLAYER	POS.	HGT.	WGT.	AGE	YR.	HIGH SCHOOL	HOME TOWN
11	*Carl Stavreti	G	6-0	175	22	Sr.	South Side	Fort Wayne, Ind.
12	Larry Kessler	G	6-0	170	19	So.	Christopher Columbus	Bronx, N. Y.
13	Bernie Butts	G	6-0	180	21	Jr.	Hialeah	Hialeah, Fla.
14	*Lee Woods	C	6-7	200	25	Sr.	Leavenworth	Kansas City, Mo.
15	Edward Fults	F	6-3	175	20	So.	Pike	Indianapolis, Ind.
20	Greg Meyer	C	6-10	215	21	So.	Governor Academy	Peoria, Ill.
22	Charles Polkov	F	6-4	215	19	Jr.	Samuel T. Alden	8th High NV
23	*Kenny Allen	G	6-0	175	22	Sr.	Miami Edison	Miami, Fla.
24	Rick Barry	F	6-7	190	18	So.	Roselle Park	Roselle Park, N. J.
31	*Jack Spisak	F	6-4	185	23	Sr.	Miami Edison	Miami, Fla.
32	Wayne Beckner	F	6-5	180	19	So.	Flora	Flora, Ind.
45	*Mike McCoy	C	7-1	235	22	Sr.	South Side	Fort Wayne, Ind.

\*—Returning Lettermen





## Varsity Player Sketches

### Forwards

**JACK SPISAK**, 6 feet 4 inches, 185 pounds, 23 years old . . . senior . . . home town—Miami, Fla. . . high school—Miami Edison . . . high school coach—Red Bogart . . . education major. Jack, injured and out of the 1960-61 season, came back to turn in an excellent campaign a year ago as the No. 1 forward reserve and he's making a strong bid for a starting job this season. He has the experience, knows the system well and is an excellent shot. Spisak is a good rebounder. His best efforts in scoring and rebounding were against Jacksonville last season as he tallied 15 points and collared 13 rebounds.

His two-year record:

Year	Games	FG	Pct.	FT	Pct.	Reb.	Pts.	Avg.
1959-60	18	29	.528	19	.864	51	77	4.3
1961-62	26	75	.481	34	.654	126	184	7.1
TOTALS	44	104	.498	53	.716	177	261	5.9

★ ★ ★

**RICK BARRY**, 6 feet 7 inches, 190 pounds, 18 years old . . . sophomore . . . home town—Roselle Park, N. J. . . high school—Roselle Park High . . . high school coach—Tom Murtha . . . majoring in business administration. Rick is one of the finest sophomore prospects in all UM history. Does everything well and should be impressive in the statistics column in scoring, accuracy of shooting and in rebounds. Covers the court well, is an excellent rebounder and one of the most uncanny point makers in under-the-basket melees ever seen in these parts. He had a fantastic 28.8 average as a freshman last season. In his first game, he made just nine points, in his fourth he had 20 and in his fifth, 16. In the other 14 games, his point total ranged from 25 on up to 40. He was named the most valuable player in the Ocala All-America post season tournament. This teen ager may add some height and weight to make him even more rugged in the next year or two.

★ ★ ★

**EDWARD FULTS** 6 feet 3 inches, 175 pounds, 20 years old . . . sophomore . . . home town—Indianapolis, Ind. . . high school—Pike . . . high school coach—Hugh Thimlar . . . education major. Ed is a strong, aggressive player with a good one-hand jumper. He resembles Marty Burdette of a few years back, who still ranks among the better players of all time at Miami. He's a good floor man, has good speed and can handle himself effectively on defense. He's capable of going on some impressive scoring splurges. Fults had games of 20, 21, 22, and 29 points last season as a freshman and averaged 15.3 points over a 17-game season, third high for his club. He worked very well with Rick Barry, Bernie Butts and Wayne Beckner.

★ ★ ★

**WAYNE BECKNER**, 6 feet 5 inches, 180 pounds, 19 years old . . . sophomore . . . home town—Flora, Indiana . . . high school—Flora High . . . high school coach—Frank DeBricker . . . education major. Wayne played center as a freshman and may fill at that position for the varsity this season even though he's listed among forwards. He turned in a 13.2 point average as a frosh tallying in 22, 26, and 28 point games. He's an excellent prospect, should play quite a bit this winter. He has shown skill under the boards. His ability to find a teammate moving into the clear after he has grabbed a rebound, is one of his effective weapons.

### Centers

**MIKE McCOY**, 7 feet 1 inch, 235 pounds, 22 years old . . . senior . . . home town—Fort Wayne, Indiana . . . high school—South Side High . . . high school coach—Don Reichert . . . education major. Mike wasn't impressive as a sophomore but improved tremendously as a junior. Coach Bruce Hale believes that the big boy can still improve as much this year as he did a year ago—and since he wound up the 1961-62 campaign with an 18-point scoring average and 12.9 rebounds per game, that would make him quite a player. Mike started last year with four 20-point games in his first five, hit five successive 20-point plus games around the first of the year but was over 20 points four times in the final 13 games. That gave him fourteen 20-pointers for the year, second best one season total in UM history. He needs to iron out certain unevenness in his play—yet he could well crack just about all the one season UM records and is capable of climbing to the top in some of the career totals as well. His big scoring night was 29 against Rollins last year. He collected 22 rebounds against Jacksonville. Mike starts this year in 17th place in the all-time Miami scoring totals, is tied for fifth in the number of 20-point games and is seventh in career rebounds.

His two-year record:

Year	Games	FG	Pct.	FT	Pct.	Reb.	Pts.	Avg.
1960-61	27	88	.446	33	.541	171	209	7.7
1961-62	26	199	.410	70	.574	336	468	18.0
TOTALS	53	287	.421	103	.563	507	677	12.8

★ ★ ★

**LEE WOODS**, 6 feet 7 inches, 200 pounds, 25 years old . . . senior . . . home town—Leavenworth, Kansas . . . high school—Leavenworth . . . high school coach—Merle Crawford . . . majoring in Art & Sciences. Lee is an excellent all-around player. If he has a fault, it is that he does not shoot often enough. Though his two-year field goal shooting percentage is approximately .500, his scoring average over that period is under six points. His best scoring games were against Florida State and Tampa last season when he caged six field goals against each club on the road. His 12-point tallies were in games in which his mates were "cold" from the floor. As a sophomore, Woods snagged 15 rebounds in a game against Rollins at Winter Park. He equalled that total twice last season, once against Miami of Ohio in the "Hurricane Classic" and also against Florida Southern College. He can play center, also and may understudy McCoy.

His two-year record:

Year	Games	FG	Pct.	FT	Pct.	Reb.	Pts.	Avg.
1960-61	27	37	.544	40	.689	131	114	4.2
1961-62	26	70	.443	43	.695	213	183	7.0
TOTALS	53	107	.473	83	.692	345	297	5.6

★ ★ ★

**GREG MEYER**, 6 feet 10 inches, 215 pounds, 21 years old . . . sophomore . . . home town—Peoria, Illinois . . . high school—Governor Academy . . . high school coach—Dave Williams . . . majoring in engineering. Greg is big, strong and aggressive. However, he has yet to find himself in big time basketball and so remains an uncertainty. Coach Hale believes he has the makings of a top-flight player. If he ever catches fire, Hale will have no worries about depth at center. Meyer understudied the faster and more mobile Wayne Beckner on the Miami Dispatch five last season but will be given a chance at being one of Mike McCoy's reserves this year.



## Guards

**KEN ALLEN**, 6 feet, 175 pounds, 22 years old . . . senior . . . home town—Miami, Florida . . . high school—Miami Edison . . . high school coach—Red Bogart . . . majoring in business administration. An injury early in his sophomore year delayed Kenny's varsity debut at Miami but he did break into 10 games in the 1960-61 campaign, playing behind Dick Hickox and Julie Cohen. Last year, he moved into the starting lineup and did a fine scoring job as he averaged 11.7. Ken showed such capability that he is expected to be one of the top men on the team this year. Allen hit for 20 or more points three times last season. His high total of 23 came against Tulsa in the next to the last game of the year. He had 10 field goals in 13 tries as he had his outside set shot under rare control. He always managed to get at least one rebound a game last season and had eight against both Rhode Island and Oklahoma City.

His two-year scoring record:

Year	Games	FG	Pct.	FT	Pct.	Reb.	Pts.	Avg.
1960-61	10	13	.465	5	.454	5	31	2.1
1961-62	26	127	.435	51	.797	82	305	11.7
TOTALS	36	140	.438	56	.747	87	336	9.4

★ ★ ★

**BERNIE BUTTS**, 6 feet, 180 pounds, 21 years old . . . junior . . . home town—Hialeah, Florida . . . high school—Hialeah . . . high school coach—Roy Brawner . . . majoring in business Administration. Bernie transferred from Kentucky where he played only briefly as a sophomore. He is expected to fit well in the Miami attack and should be the playmaker on the 1962-63 outfit. He is expected to give Miami's backcourt play a big boost. Butts is a good team man, scores well on the drive in or with a left hand outside shot. He was a High School All-America star. Bernie is almost certain to be a starting guard.

★ ★ ★

**CARL STAVRETI**, 6 feet, 175 pounds, 22 years old . . . senior . . . home town—Fort Wayne, Indiana . . . high school—South Side High . . . high school coach—Don Reichert . . . education major. After a promising sophomore season, Carl was hurt early in the 1961-62 campaign and never got going as well as expected. However, he is back for what he believes will be his best year and is fighting hard for a starting job. He has an excellent outside shot, is fast and handles the ball well. He was All-State and All-City in high school. Carl's high scoring last year came in the Rollins game when he annexed 13 points. His best rebounding was against Murray State when he took five loose basketballs.

His two-year record:

Year	Games	FG	Pct.	FT	Pct.	Reb.	Pts.	Avg.
1960-61	24	23	.396	17	.680	16	63	2.6
1961-62	18	34	.395	18	.750	24	86	4.8
TOTALS	42	57	.455	35	.715	40	149	3.5

★ ★ ★

**LARRY KESSLER**, 6 feet, 170 pounds, 19 years old . . . sophomore . . . home town—Bronx, New York . . . high school—Christopher Columbus . . . high school coach—Roy Rubin . . . education major. Larry could be the real surprise of the 1962-63 squad. Miami fans have seen little of him as he was ill and out most of last season. However, he is an able ball handler, moves so well and is such a sound floor man, he'll make a strong bid for a starting post. He knows where to be at the right time, has a good one-hand shot. The other guards have their work cut out to stay ahead of him.

## 1961-62 Varsity Statistics

PLAYER	No. Games	FIELD GOALS		Atts.	FREE THROWS		Atts.	REBOUNDS		PER. FOULS		POINTS	
		Made	Pct.		Made	Pct.		No.	Avg.	No.	Dis.	No.	Avg.
Mike McCoy, C	26	199	.410	485	70	.574	122	336	12.9	88	6	468	18.0
*Julie Cohen, G	26	136	.414	329	105	.734	143	125	4.8	67	3	377	14.5
Ken Allen, G	26	127	.435	292	51	.797	64	82	3.2	70	6	305	11.7
*Lou Alix, F-C	25	129	.373	346	32	.593	54	211	8.4	72	4	290	11.6
Jack Spisak, F	26	75	.481	156	34	.654	52	126	4.8	50	0	184	7.1
Lee Woods, F	26	70	.443	158	43	.695	62	214	7.9	85	6	183	7.0
*Chris Stavreti, G	25	57	.564	101	21	.808	26	24	1.0	15	0	135	5.4
Carl Stavreti, G	18	34	.395	86	18	.750	24	24	1.3	24	0	86	4.8
*Larry Heffer, F	19	9	.333	27	5	.556	9	32	1.7	7	0	23	1.2
*Charles Holiber, F	14	5	.357	14	8	.728	11	25	1.6	14	0	18	1.3
Miami Totals	26	841	.421	1994	387	.683	567	1434	55.2	492	26	2069	79.7
Opponent's Totals	26	803	.426	1875	439	.659	666	1198	46.1	431	13	2045	78.7

\*—Not returning



## HURRICANE CLASSIC FIELD

(December 27-28 at Miami Beach Convention Hall)

### University of Pittsburgh, Pittsburgh, Pa.

Coach, Bob Timmons. Nine year record—won 113, lost 108. 1962 record—won 12, lost 11. Scored 1677 points, opp. 1629. All-Time series—Pittsburgh leads 4 to 2 in games and 400 to 342 in points.

Five leading point makers of 1962 are included among the nine returning veterans. Alvin Sheffield, who averaged 16.3, and Brian Generalovich, who hit for 15.6, were sophomore sensations in 1962 but still lacks real size.

### Louisiana State University, Baton Rouge, La.

Coach, Jay McCreary. Six year record—won 72, lost 86. 1962 record—won 14, lost 11. Scored 1614 points, opp. 1585. All-Time series—Miami leads 2 to 1 in games.

L.S.U. leads in points 213 to 199.

Captain George Nattin, guard and leading scorer in 1962, is chief loss. Next four high scorers return. Six sophomores are bidding for jobs, including 6'8" Bill Wilson. However, Maury Drummond, 6'7" who played center much of last year, may move to forward if Wilson comes through. Drummond, at 11.8, is leading returning point-maker.

### Cornell University, Ithaca, N. Y.

Dec. 27-28, Hurricane Classic, Miami Beach Convention Hall. Coach, Sam MacNeil. Three year record—won 45, lost 27. 1962 record—won 18, lost 7. Scored 1731 points, opp. 1589.

Miami and Cornell have not met previously.

Cornell's veteran team is expected to be Ivy League contender after a 9-5 finish last year. Team lost Bill Baugh (16.6 average) and Don Shaffer, hurt and out the last 13 games. Retains four letter starters and three reserves. Gerald Szachara and Ray Ratkowski rated best backcourt duo in Ivy League. Cornell led nation in rebound recovery percentage of .590 last year. Gerald Krumbein, 6'7", grabbed 12.2 rebounds a game. Team is brilliant on defense.

## THE OPPOSITION REGULAR SCHEDULE

### University of Florida, Gainesville, Fla.

Nov. 30 at Miami Beach Auditorium and Jan. 10 at Gainesville. Coach, Norman Sloan. Ten year record—won 154, lost 90.

1962 record—won 12, lost 11. Scored 1555 points, opp. 1589. 1962 vs. UM—Miami won 66-61, lost 62-74.

All-Time series—Florida leads 29 to 15 in games and 2927 to 2599 in points.

Despite loss of two regulars and one sub from 1962, team will be much stronger as transfers Tom Baxley, Brooks Henderson and Dick Leibowitz plus five good frosh join four returning vets. Rookies Bob Hoffman and Bill Koss, each 6'8", supply needed height.

### Boston College, Boston, Mass.

Dec. 4 at Chestnut Hill, Mass.

Coach, Frank Power. First year as head coach.

1962 record—won 15, lost 7. Scored 1593 points, opp. 1519.

First meeting of these teams.

Miami's first road game of 1962-63 opens Boston's season. The Eagles, retaining three lettermen and six squadmen, are bringing up five from the frosh squad. Gerry Ward, 6'4", is captain and is a good shot, averaging 13 points last year. Sophomore John Ezell, 6'8", must come through or this team will be suffering from lack of height.

### University of Rhode Island, Kingston, R. I.

Dec. 6 at Kingston, R. I.

Coach, Ernest A. Claverly. Five year record—won 56, lost 64. 1962 record—won 14, lost 12. Scored 1856 points, opp. 1878. 1962 vs. UM—Miami—won 80-70, in only previous meeting. Five players are lost, five return from the 1962 team. Charlie Lee, who averaged 18.6 points last year, and Bob Logan, are front rank returnees, but the Rhode Island club needs more defense and height from its sophomore reinforcements to have a good season.

### Providence College, Providence, R. I.

Dec. 8 at Providence, R. I.

Coach, Joseph A. Mullaney. Eight year record—won 174, lost 56. 1962 record—won 20, lost 6. Scored 1871 points, opp. 1685.

Miami and Providence has not met previously.

The Friars won the NIT title in 1961, lost in overtime to Temple in the first round of the tournament last year. Five letter seniors played in both tournaments. Four other lettermen and three sophomores round out a powerful 1962-63 squad which has three men from 6'7" on to 6'10". Ray Flynn, high scoring guard, and the 6'10" Thompson are the star veterans.

### Florida Southern College, Lakeland, Fla.

Dec. 13 at Miami Beach Auditorium; Feb. 2 at Florida Southern. Coach, Tom Greene. Twelve year record—won 154, lost 124.

1962 record—won 12, lost 13. Scored 1894 points, opp. 1834.

1962 vs. UM—Miami won 96-67 and 82-73.

All-Time series—Miami leads 45-7 in games and 3244 to 2673 in points.

Mack Mullis, 6'5" forward, may break the Mocs scoring and rebounding records this year. Ed Kershner, the other co-captain, were All-FIC last year. Hank Feldman, fine rebounder, and little used Jerry Eaton are the only losses. New material is good, topped by 6'6" junior collegian Tom Dawson. The Mocs look for a much stronger 1963 team.

### Duke University, Durham, N. C.

Dec. 21 at Miami Beach Auditorium.

Coach, Victor Bubas. Three year record—won 59, lost 22.

1962 record—won 20, lost 5. Scored 2031 points, opp. 1678.

Miami and Duke have not met previously.

Team built around Art Heyman, 6'5", two-time All-America, and Jeff Mullins, 6'4", who also made many All-America teams last year. Heyman averaged 25.3 and Mullins, 21.2 points last year. One regular and one top reserve are lost from 1962 but seven sophomores may have trouble dislodging any of the 10 returnees on what may be the No. 1 team in the nation in 1963.

### St. Johns University, New York, Jamaica, N. Y.

Jan. 3 at Alumni Hall, Jamaica, N. Y.

Coach, Joseph Lapchick. 17 year record—won 291, lost 95.

1962 record—won 21, lost 5. Scored 1947 points, opp. 1669.

Miami and St. Johns have not met previously.

Four top scorers of last year's team are gone. They had played in a post-season tournament three years in a row. Don Burks, 5'10" back court whiz, is the lone returning veteran. Dan Wadleton, All-America bound until mid-year scholastic troubles in 1962, is again eligible to give the club great guard strength. The men up front are not too big or experienced.

### **LaSalle College, Philadelphia, Pa.**

Jan. 4 at Palestra, Philadelphia.

Coach, Duddy Moore. 14 year record—won 254, lost 99.

1962 record—won 16, lost 9. Scored 1793 points, opp. 1674.

1962 vs. UM—LaSalle won, 73-61.

All-Time series—LaSalle leads 3-1 in games  
and 331 to 296 in points.

Bob McAteer, guard, is the only regular lost, though three squadmen graduated also. Bill Rafferty, injured and out most of last year, is expected to replace McAteer. Several fine sophomores will round out another powerful LaSalle quintet. Catching Miami the night after the St. Johns game will not hurt LaSalle's chances a bit.

### **Jacksonville University, Jacksonville, Fla.**

Jan. 9 at Jacksonville; Feb. 5 at Miami Beach Auditorium.

Coach, Richard Kendall. Two year record—won 24, lost 23.

1962 record—won 12, lost 12. Scored 2031 points, opp. 1969.

1962 vs. UM—Miami won 93-80 and 90-89.

All-Time series—Miami leads 9 to 1 in games  
and 876 to 829 in points.

Roger Strickland, 6'5" who averaged 32.6 points a game to become College Division All-America last year, returns along with five 1962 frosh stars. Three transfers and some highly rated frosh talent make the Jax outlook very good. The team finished strong in 1962 as the rookies developed. It should start fast this year.

### **Florida State University, Tallahassee, Fla.**

Jan. 12 at Tallahassee; Feb. 23 at Miami Beach Convention Hall.

Coach, J. K. Kennedy. Fourteen year record—won 177, lost 163.

1962 record—won 15, lost 8. Scored 1781 points, opp. 1567.

1962 vs. UM—FSU won 65-60 and 83-80.

All-Time series—Miami leads 14-11 games  
and 2025 to 1873 in points.

Fabulous Dave Fedor and big Roy Swain have graduated, leaving huge gaps in the scoring and rebounding skill of the Seminoles who must go with Dale Reeves, a junior and Bob Rose, sophomore, as their big men at 6'7". The Seminoles will be tough, especially at home but will have a job adjusting to the loss of Fedor.

### **St. Peter's College, Jersey City, N. J.**

Jan. 19 at Miami Beach Auditorium.

Coach, Don Kennedy. Twelve year record—won 180, lost 94.

1962 record—won 12, lost 10. Scored 1672 points, opp. 1578.

St. Peter's and Miami have not met in basketball.

Three of top four point makers from last year return as Coach Kennedy starts with seven lettermen. Bob Murray, 6'6", and Tom Lynch, 6'5", plus 6' guard George McNally are highly regarded in the Manhattan area, but team size is just average.

### **University of Houston, Houston, Texas**

Jan. 24 at Miami Beach Auditorium.

Coach, Guy V. Lewis. Six year record—won 82, lost 75.

1962 record—won 21, lost 6. Scored 1896 points, opp. 1692.

1962 vs. UM—Houston won 80-69.

All-Time series—Tied, 3 wins each. Houston leads  
in points 467-453.

Houston retains three starters from the 1962 team which went to the NIT. Lyle Harger, 6'7" center, and Don Schverak, 6'4" forward, were 1-2 in scoring last year. Folly Malone, 6'5" forward, is the other returning starter. Tommy Thompson, 6'4" who was to be captain last year, returns after losing a year because of illness. Chester Oliver, 5'11" guard, was a reserve last year. Lots of height and experience among the reserves.




**BARRY**



**McCOY**





ALLEN



BUTTS



FULTS



WOODS



STAVRETI



SPISAK



KESSLER



BECKNER



MEYER

### University of Tampa, Tampa, Fla.

Jan. 29 at Tampa; Feb. 18 at Miami Beach Auditorium.  
Coach, Bob Lavoy. Four year record—won 42, lost 68.  
1962 record—won 15, lost 11. Scored 2263 points, opp. 2339.  
1961 vs. UM—Tampa won 108-99; lost 93-64.  
All-Time series—Miami leads 32-8 in games  
and 3013 to 2559 in points.

Only Chuck Engelking is lost among starters. Brilliant George Shary, who averaged 21.5 points a game and Don Boyt, Harvey Mallis and John Pellegrino, who ranged from 14.5 to 15.8 points, give the Spartans tremendous scoring power. The Spartans won their first victory over Miami in nine years last season and will be tougher in 1963.

### Rollins College, Winter Park, Fla.

Jan. 30 at Winter Park; Feb. 12 at Miami Beach Auditorium.  
Coach, Boyd Coffie. First year.  
1962 record—won 0, lost 25. Scored 1584 points, opp. 2151.  
1962 vs. UM—Miami won 89-67 and 92-54.  
All-Time series—Miami leads 29-13 in games  
and 2698 to 2295 in points.

Ralph Tanchuk and Mike Bailey are chief losses. Leon Hollon, Jeff Heitz, Butch Hearn, Phil Hurt and Dennis Casey showed promise last year but unless incoming frosh bring in some height, the Tars face another long year.

### Stetson University, Deland, Fla.

Feb. 1 in Deland; Feb. 26 in Miami.  
Coach, Glenn Wilkes. Five year record—won 83, lost 54.  
1962 record—won 16, lost 12. Scored 2096 points, opp. 2060.  
1962 vs. UM—Miami won 79-70 and 86-78.  
All-Time series—Miami leads 29-26 in games  
and 3362 to 3244 in points.

A fine coaching job put the Hatters into the NAIA tournament. Glenn Wilkes faces an even tougher job this year as he seeks to replace Dalton Epting, great rebounder, and Joel Hancock, brilliant guard who accounted for 1104 of the team's 2096 points last year. Floyd Gladden, with an 8.2 average, is the leading returning point maker. Lamar Deaver 6'7" is a capable rebounder, and the only tall man.

### University of Louisville, Louisville, Ky.

Feb. 9 at Miami Beach Convention Hall.  
Coach, Bernard Hickman. 18 year record—won 360, lost 136.  
1962 record—won 15, lost 10. Scored 1919 points, opp. 1726.  
1962 vs. UM—Louisville won 77-59.  
All-Time series—Louisville leads 4-1 in games  
and 392 to 324 in points.

Last year was a rebuilding year for the Cardinals. They lose only Bud Olson from the starters. However, his tremendous scoring (20.8) and rebounding (13.2) per game will leave a big hole. John Reuther, who averaged 24.1 as frosh center, gets first chance and if he clicks, the Cards should be tournament bound.

### Loyola University, New Orleans, La.

Feb. 16 at Miami Beach Auditorium.  
Coach, Bill Gardiner. Sixteen year record—won 192, lost 207.  
1962 record—won 11, lost 12. Scored 1719 points, opp. 1702.  
1962 vs. UM—Loyola won 113 to 70.  
All-Time series—Miami leads 5-3 in games.

Loyola leads 640 to 602 in points.  
The Wolfpack is well fixed for veteran material and retains the tenacious defensive skill which held foes to an average of 74 points a game last year. Though not a consistent high scoring team, the Loyola club gave Miami one of its worst beatings in history in New Orleans last year, 113 to 70.



## HURRICANE BASKETBALL CLASSIC

The Hurricane Classic Tournament moves back to Miami Beach Convention Hall this year for its fifth season. Three newcomers to this tournament—Cornell, Louisiana State and Pittsburgh—join Miami to round out the field. Miami has played LSU and Pitt in the past, opens athletic relations with Cornell of the Ivy League in this tournament.

Coach Bruce Hale's Hurricanes have been finalists every year and twice have emerged as champions. Miami of Ohio won the first tournament in an overtime thriller. Last year Temple had too much for everybody.

The tournament results, year by year follow:

### 1961 Tournament

Championship round—Temple 85; University of Miami 67.

Third place—Minnesota, 98; Miami of Ohio 64.

All-Star team—Benson, Miami of Ohio; Magdanz, Minnesota; Gordon, Temple; Cohen, University of Miami; Drysdale, Temple (Most valuable).

### 1960 Tournament

Championship round—University of Miami, 77; Holy Cross, 71.

Third place—Tennessee, 88; Army, 71.

All-Star team—Sager, Army; Foley, Holy Cross; Fisher, Tennessee; Shea, Holy Cross; Hickox, University of Miami (Most valuable).

### 1959 Tournament

Championship round—University of Miami, 87; Xavier, 69.

Third place—Brigham Young, 74; Florida, 65.

All-Star team—Godfrey and Hickox, University of Miami; Thobe, Xaxier. Ties for other two positions: Miller and Earnest, Brigham Young; Castelle and Kirvin, Xavier. Most valuable player, Hickox, University of Miami.

### 1958 Tournament

Championship round—Miami of Ohio, 89; University of Miami, 87 (Overtime).

Third place—New York U., 77; Tulane, 47.

All-Star team—Ramsey, NYU; Hickox, University of Miami; Thomas and Hamilton, Miami of Ohio. Tie for fifth spot, Wingard, Miami of Ohio, and Klinker, Tulane. Most valuable, Hamilton, Miami of Ohio.

In beating Brigham Young in 1959, University of Miami set three tournament records—most points, 110; most field goals, 41; most free throws, 28. Miami's 197 points in its two tournament games in 1959 is another Hurricane Classic record.

In the Brigham Young game, Hickox scored 34 points, including 15 field goals. His 60 points in the two games of 1959 tournament, give him three tournament records. Julie Cohen's 14 free throws in two tournament games and Godfrey's eight in one game all are records. And just to make it a clean sweep for Miami, Ron Godfrey holds the one-game rebound record with 22 and Harry Manushaw the two-game mark with 30.

## SCORES YEAR-BY-YEAR

1926-27

(Freshman Team)

ART WEBB, Coach

45	Rollins	20
55	YMCA	11
45	St. Petersburg YMCA	23
23	Havana	28
49	Oglethorpe	26
38	Stetson	18
54	Florida Southern	24
39	Florida	20

348 170

WON 7, LOST 1

1927-28

ART WEBB, Coach

52	Rollins	15
33	Stetson	25
21	at Rollins	32
26	at Stetson	32
26	at Florida Southern	40
39	Havana	14
26	Volks AC	42
40	at Florida	39
36	at Sebring AC	23
38	Florida Southern	18
52	Mi. Beach Canoe Club	21
18	Mi. Beach Canoe Club	9

407 310

WON 8, LOST 4

1928-29

TOM McCANN, Coach

34	Rollins	15
22	Havana	26
11	Ponce de Leon	12
66	Miami Beach	18
35	Stetson	13
49	Agoga	19
34	Rollins	13
15	Florida Southern	39
13	Stetson	20
68	Church League All Stars	23
43	Turner's Sport Shop	23
36	Turner's Sport Shop	17
36	Florida Southern	29
25	Junior C. of C.	24
63	Agoga	33
23	Junior C. of C.	28
42	Redland	11
28	City Hall	20
27	Turner's Sport Shop	36

670 419

WON 13, LOST 6

1930-31

ART WEBB, Coach

24	Turner's Sport Shop	33
22	Rollins	32
41	Rollins	39
27	Florida Southern	24
16	Stetson	36
38	at Sebring Firemen	33
15	at Stetson	37
21	at Florida Southern	40
26	at Rollins	29
22	at Rollins	26

252 329

WON 3, LOST 7

1931-32

TOM McCANN, Coach

Team played independent teams and junior colleges. Won 17, lost 1 and won South Florida AAU title.

1938-39

HART MORRIS, Coach

38	Havana	34
46	Havana	40
48	Rollins	29
45	Rollins	49
52	at Rollins	39
28	at Rollins	42
37	at Mercer	56
19	at Georgia	41
24	Jewish Progressive AA, Atlanta	39
35	Albany Ga. Blues	53

372 422

WON 4, LOST 6

1939-40

HART MORRIS, Coach

29	Stetson	33
27	Stetson	39
50	Rollins	51
25	Rollins	38
35	at North Carolina State	46
17	at Wake Forest	46
30	at Elon	58
23	at Florida	36
26	at Florida	53
39	at Tampa	31
43	at Florida Southern	42
49	at Rollins	56
50	at Rollins	49
43	at Stetson	48
37	at Stetson	46
37	at Florida Southern	30
30	*Eastern Air Lines	25
41	*Boynton	29
42	*Pi Chi	29
43	*Freshmen	39

716 824

\*—Gold Ball Tournament

WON 8, LOST 12

1940-41

HART MORRIS, Coach

29	Stetson	46
41	Stetson	51
48	YMHA	39
55	Rollins	29
57	Rollins	41
57	at Florida Southern	43
44	at Rollins	35
40	at Stetson	45
40	at Stetson	35
41	Florida Southern	33
38	Florida Southern	50
35	Florida	48
50	Florida	62
45	Pi Chi	27
50	Shenandoah Presby	36
37	Freshmen	34

707 654

WON 10, LOST 6

1941-42

**HART MORRIS, Coach**

33	Marshall	37
44	Jacksonville Navy	18
41	Florida Southern	21
40	Florida Southern	25
52	Alumni	32
31	at Florida	47
34	at Florida	37
41	at Florida Southern	34
38	at Florida Southern	32
42	at Stetson	47
34	at Stetson	42
38	Tampa	34
52	Tampa	38
25	at Jacksonville Navy	46
37	Stetson	44
46	Stetson	36

628 570

WON 9, LOST 7

1945-46

**W. H. STEERS, Coach**

46	Coast Guard	45
43	Navy Rec. Barracks	46
19	7th Naval District	53
40	Boca Raton AAF	55
52	Coast Guard	45
31	Ft. Lauderdale NAS	32
41	Boca Raton AAF	48
46	Mediterranean A.S.	41
45	Florida Southern	40
53	Florida Southern	47
44	at Tampa	23
54	at McDill Field	50
46	at Florida Southern	43

560 578

WON 8, LOST 5

1946-47

**HART MORRIS, Coach**

38	Florida Southern	25
37	Florida Southern	41
36	Florida	33
39	Florida	35
28	at Florida	42
28	at Florida	61
53	Tampa	27
52	Tampa	34
44	at Miami (Ohio)	60
61	at Morehead	56
39	Tulane	60
46	Stetson	53
74	Stetson	50
61	at Boca Raton AAF	43
53	at Tampa	25
82	at Tampa	36
57	Cincinnati	54
55	at Florida Southern	43
61	at Florida Southern	43
69	Pensacola NAS	50
64	Pensacola NAS	36
54	at Stetson	41
44	at Stetson	38
68	Banana River AF	48
56	*City College Charleston	52
55	*Tennessee Tech	51
46	*Western Kentucky	55

1400 1192

\*—SIAA Tournament  
WON 20, LOST 7

1947-48

**HART MORRIS, Coach**

35	Tampa	47
58	Tampa	46
67	Florida	50
55	Florida	58
43	Pittsburgh	40
46	Pennsylvania	53
46	at Stetson	49
59	at Stetson	39
67	at McDill	48
60	at Tampa	55
86	at Tampa	67
50	at Florida Southern	59
52	at Florida Southern	43
36	Stetson	41
50	at Florida	72
52	at Florida	49
76	Florida Southern	44
59	Florida Southern	42

997 902

WON 11, LOST 7

1948-49

**HART MORRIS, Coach**

73	Checker Cab	33
69	Muffets	51
61	YMHA	46
59	South Carolina	40
65	South Carolina	64
58	Pittsburgh	52
48	Pittsburgh	80
37	Princeton	35
55	Princeton	62
73	U. of Havana	57
66	U. of Havana	53
75	Florida	65
44	Florida	42
45	Western Kentucky	78
47	Western Kentucky	63
42	Maryland	43
58	Maryland	48
53	Stetson	42
68	at Florida Southern	47
68	at Florida Southern	57
81	at Stetson	46
70	at Stetson	58
74	at Tampa	57
56	at Florida	90
60	at Florida	50
58	at Tampa	81
73	*Eastern Illinois	89

1633 1515

\*—NAIB Tournament  
WON 19, LOST 8

1949-50

**HART MORRIS, Coach**

78	Muffets	37
53	Florida	60
64	South Carolina	54
57	South Carolina	56
82	Mississippi	67
55	Mississippi	43
64	Pennsylvania	62
53	Pennsylvania	51
76	Tampa	61
65	Stetson	58
53	North Carolina	55
51	North Carolina	66
69	Florida Southern	59
59	Florida Southern	49
61	Western Kentucky	65
61	Western Kentucky	78

55	at Tampa	67	79	Texas Tech	64
88	at Stetson	61	59	Columbia Univ.	65
32	at Stetson	63	74	U. of Louisville	84
70	at Rollins	54	82	Georgia Tech	60
57	at Western Kentucky	79	93	Florida State	65
47	at Western Kentucky	83	71	Stetson	70
46	at Florida	66	65	Tampa	72

1446 1393

WON 14, LOST 9

1950-51

**HART MORRIS, Coach**

58	at Rollins	59
64	at Florida Southern	61
68	Louisiana State Univ.	62
60	Teachers Coll. of Conn.	48
80	Florida State	61
61	Dartmouth College	52
62	Yale University	78
60	U. of Louisville	73
79	Rollins	54
75	Tampa	77
47	at Western Kentucky	89
56	at Pittsburgh	81
47	at St. Joseph College	58
82	Stetson	55
64	Western Kentucky	68
71	Florida	78
84	LaSalle College	95
77	LaSalle College	75
79	Florida State	65
61	at Florida	71
78	at Stetson	66
74	at Tampa	94

1487 1520

WON 10, LOST 12

1951-52

**HART MORRIS and  
DAVE WIKE, Coaches**

90	Boca Chica	53
85	Key West Navy	55
68	Culver-Stockton	54
63	at Rollins	78
65	at Florida	69
70	Nebraska	60
68	Yale	70
64	Pennsylvania	89
53	Furman	55
106	Florida Southern	43
93	Florida State	56
88	Stetson	57
87	Tampa	61
74	Western Kentucky	102
67	Bowling Green	78
58	at Florida Southern	41
80	at Stetson	74
76	at Florida State	63
98	Rollins	61
76	Florida	68
87	at Tampa	78
70	*at Florida State	73

1687 1438

\*—NIAB Dist. Tournament  
WON 14, LOST 8

1952-53

**DAVE WIKE, Coach**

83	Florida Southern	60
70	Miami Beach All-Stars	45
54	Loyola of The South	71
58	at Louisiana State	86
75	Florida	73

64	Texas Tech	64
65	Columbia Univ.	65
84	U. of Louisville	84
60	Georgia Tech	60
65	Florida State	65
70	Stetson	70
72	Tampa	72
98	Western Kentucky	98
69	Murray State College	69
78	at Florida	78
80	at Stetson	80
60	at Rollins	60
69	Rollins	69
86	at Tampa	86
81	at Florida State	81
66	at Eglin Field	66

1503 1502

WON 9, LOST 12

1953-54

**DAVE WIKE, Coach**

75	Florida	75
98	Rio Grande College	98
106	Ohio State	106
67	Pennsylvania	67
68	Brandeis University	68
61	Florida State	61
75	at Florida	75
85	Stetson	85
63	Maryland	63
85	at Rollins	85
76	at Florida State	76
108	at Stetson	108
65	at Tampa	65
70	at Florida Southern	70
59	Tampa	59

1015 1161

WON 5, LOST 10

1954-55

**BRUCE HALE, Coach**

44	**Florida Southern	44
70	Florida	70
75	at Washington & Lee	75
89	at Tennessee	89
71	**at Florida State	71
74	New York University	74
91	Furman University	91
76	**Rollins	76
75	Miami (Ohio) Univ.	75
80	at Florida	80
76	** Tampa	76
81	Georgetown Univ.	81
83	South Carolina	83
78	Pittsburgh	78
69	**at Rollins	69
89	**at Stetson	89
71	**at Fla. Southern	71
89	**at Tampa	89
77	**Stetson	77
86	**Florida State	86

1555 1544

WON 9, LOST 11

{Blue Gray Tour.

\*\* F.I.C. Games



1955-56		
BRUCE HALE, Coach		
92	*Florida Southern	80
96	*Tampa	59
61	at Mississippi Southern	63
83	at Loyola of The South	82
71	at Spring Hill College	79
69	Florida	74
80	Bradley University	73
92	**Yale University	90
86	**Tulane	75
78	**West Virginia	83
71	at Memphis State	79
96	at Clemson	98
76	*at Florida State	78
89	Mississippi College	84
85	at Florida	87
85	*Stetson	79
86	*Rollins	72
77	Univ. of Houston	95
82	Kentucky Wesleyan	86
77	Xavier University	75
84	*at Stetson	91
89	*at Rollins	82
91	*at Florida Southern	90
94	*at Tampa	74
89	Morehead State Col.	102
91	*Florida State	85

2170 2115

WON 14, LOST 12  
 \*—Florida Intercollegiate Conference Games  
 \*\*—Orange Bowl Classic Tournament  
 †—Senior Bowl Classic Tournament

1956-57		
BRUCE HALE, Coach		
84	*Florida Southern	69
75	at U. of Kentucky	114
48	at U. of Dayton	87
68	at U. of Toledo	67
80	at U. of Akron	106
97	*Tampa	84
65	Florida	89
86	Texas A&M	80
67	U. of Houston	63
70	**U. of Connecticut	74
80	*Stetson Hall Univ.	92
76	**Valparaiso Univ.	81
66	U. of Colorado	73
89	*Stetson University	81
63	at Florida	98
85	*at Florida State	77
63	*Rollins	51
100	Kentucky Wesleyan	95
60	U. of Louisville	89
75	Spring Hill	84
93	*Stetson University	95
93	*at Rollins	86
85	*at Florida Southern	95
78	*at Tampa	77
85	Mississippi Southern	78
98	*Florida State	82

2034 2167

WON 13, LOST 13  
 \*—Fla. Intercollegiate Conference  
 \*\*—2nd Annual Orange Bowl Classic

1957-58		
BRUCE HALE, Coach		
89	*Jacksonville University	87
69	*University of Tampa	67
62	at Loyola of The South	76
73	Louisiana State	65
64	Mississippi State (Classic)	66
59	Texas Christian (Classic)	82
96	at Kentucky Wesleyan	78

64	University of Florida	73
103	*Stetson University	80
90	*Rollins College	71
70	at University at Florida	75
72	*Jacksonville University	86
70	at Florida State University	71
89	Loyola of The South	82
68	at *Rollins College	72
90	at *University of Tampa	84
84	at *Fla. Southern College	69
92	Army	82
83	Oklahoma City College	66
92	at *Stetson University	85
76	*Florida Southern College	58
86	Florida State University	66

1741 1641

\*F.I.C. Games  
 WON 14, LOST 8

1958-59		
BRUCE HALE, Coach		
104	†Rollins	87
113	†Tampa	71
107	†Florida Southern	80
65	†Pittsburgh	69
61	†Clemson	66
92	Florida	82
85	Florida State	79
77	†The Citadel	93
94	Tulane	72
87	*Miami, Ohio	89
97	Toronto	55
70	at Florida	85
64	†at Jacksonville U.	62
69	at Florida State	93
69	Kentucky Wesleyan	64
109	Western Kentucky	95
86	†at Florida Southern	76
87	†at Tampa	84
84	†at Stetson	110
95	†at Rollins	81
93	†Jacksonville U.	93
99	Loyola of South	84
92	†Stetson	81
92	Morehead State	85
92	Florida State	85

2190 2029

WON 18, LOST 7  
 †Steel Bowl  
 †The Citadel Invitational, Charleston  
 \*Hurricane Classic  
 †F.I.C. Games

1959-60		
BRUCE HALE, Coach		
110	*Rollins	86
106	*Jacksonville U.	98
98	*Tampa	65
72	at Houston	63
77	at Centenary	84
86	at Loyola	70
92	Murray State	80
79	Florida	77
83	at Miami, Ohio	78
110	†Brigham Young	93
87	†Xavier	69
107	South Carolina	106
69	at Iona	67
78	*at Jacksonville U.	70
70	at Florida	65
93	at Florida State	91
79	Houston	88
97	Oklahoma City	84
90	*at Rollins	79
74	*at Tampa	73
94	*at Stetson	86
88	*at Florida Southern	71
72	*Stetson	73
121	*Florida Southern	85
104	Kentucky Wesleyan	95
107	Florida State	89
84	†Western Kentucky	107

2427 2192

WON 23, LOST 4  
 \*F.I.C. Games  
 †Hurricane Classic  
 †NCAA Tournament

1960-61		
BRUCE HALE, Coach		
89	*at Rollins	62
93	*Tampa	103
65	at Santa Clara	64
68	at San Francisco	66
80	at Brigham Young	56
87	*Florida Southern	112
93	Florida	91
82	†Army	54
77	†Holy Cross	108
102	Miami U. (Ohio)	74
74	at LaSalle	96
73	at Florida	75
93	*at Jacksonville U.	81
78	at Florida State	84
89	Houston	89
		78

86	Centenary	74
71	Louisville	69
103	*Rollins	75
68	*at Stetson	76
92	*at Florida Southern	80
65	Loyola	61
91	*Stetson	84
54	*at Tampa	99
74	*Jacksonville U.	80
75	Morehead State	70
71	Florida State	73
56	†St. Louis	58

WON 20, LOST 7  
 †National Invitation Tournament  
 \*F.I.C. Games  
 †Hurricane Classic

## FEW CLOSE ONES

Close games were the exception for Miami's 1961-62 basketball Hurricanes. Miami won one game by one point, another by two and a third by five but the rest of the wins ranged on up to 38 points. Among the 12 losses, two were by three points each, two others by five, while a 43-point loss to Loyola goes as the biggest in UM history.

## HURRICANES WIN ALL-STAR GAME

The first Florida Intercollegiate Conference All-Star basketball game resulted in a 96-91 victory for league champion University of Miami in a game played on the Miami Beach Auditorium court.

Roger Strickland and Ralph Tiner of Jacksonville; Dan Boyt and George Shary of Tampa; Dalton Epting and Joel Hancock of Stetson and John Mullis, Ricky Duncan and Edward Kershner of Florida Southern represented the All-Stars who were coached by Bob Kendall of Jacksonville and Bob Lavoy of Tampa.

The All-Stars led 23-20 after 9:30 in the first half but a few minutes later, the Hurricanes clicked on 18 successive points as the All-Stars went scoreless and Miami went on to lead 49-35 at halftime. A see-saw second-half saw the All-Stars pull up to 58-51, drop behind 94-81 and then come on to close the gap to 96-91 at the finish.

Strickland was the high point man with 29 points. Shary had 15 and Epting 14. For the Hurricanes, Lou Alix had 23, Julie Cohen 16, Mike McCoy 15 and Ken Allen 13. Alix led in rebounds with 17 to 10 for McCoy. Epting had 13 for the All-Stars, Boyt 12.

## 25th IN SCORING

Although Miami's attack was the weakest in four years last season, it still ranked 25th in the nation. Miami's season scoring average of 79.7 points per game was less than a tenth of a point below that of Georgetown and Morehead State which were deadlocked for 23rd position.

## TWO HOME COURTS

University of Miami's basketball team plays its home games at Miami Beach Auditorium with about a 3,600 seating capacity and also in the Miami Beach Convention Hall where 6,800 can be handled.

## U-Miami Basketball Records

RESULTS YEAR BY YEAR				
Year	W.	L	Miami	Opp.
1926-27*	7	1	348	170
1927-28	8	4	400	310
1928-29	13	6	670	419
1930-31	3	7	252	331
1931-32†	17	1	816	456
1938-39	4	6	372	413
1939-40	8	12	716	824
1940-41	10	6	707	654
1941-42	9	7	628	570
1945-46	8	5	560	568
1946-47	20	7	1400	1192
1947-48	11	7	997	902
1948-49	19	8	1633	1515
1949-50	14	9	1446	1393
1950-51	10	12	1487	1520
1951-52	14	8	1687	1438
1952-53	9	12	1503	1502
1953-54	5	10	1015	1161
1954-55	9	11	1555	1544
1955-56	14	12	2170	2115
1956-57	13	13	2029	2167
1957-58	14	8	1738	1641
1958-59	18	7	2190	2029
1959-60	23	4	2427	2192
1960-61	20	7	2230	2036
1961-62	14	12	2069	2045

Total 314 202 32,145 31,047  
 \* First year of University. Played only freshman opponents  
 † Played no senior colleges

### TEAM RECORDS — SEASON

Most victories, 23 in 1960  
 Most defeats, 13 in 1957  
 Most points, 2427 in 1960  
 Highest avg. per game, 89.9 in 1960  
 Most points opp., 2192 in 1960  
 Highest avg. per game, opp., 83.3 '57  
 Longest winning streak, 13 in 1947  
 Longest losing streak, 9 in 1940  
 Most rebounds, 1478 in 1960  
 Most rebounds, opp., 1398 in 1960  
 Most field goals, 888 in 1961  
 Most field goals, opp., 828 in 1960  
 Most free throws, 663 in 1960  
 Most free throws, opp., 597 in 1956

### SINGLE GAME

Most points, 121 vs. Florida Southern in 1960  
 Other games, 113 vs. Oklahoma City in 1962 and vs. Tampa in 1959, in 1960, 109 vs. Western Kentucky in 1959, 108 vs. Tampa in 1961, 107 vs. Florida Southern in 1959, South Carolina and Florida State in 1960, 106 vs. Florida Southern in 1952, vs. Jacksonville in 1960, 105 vs. Tampa in 1955, 104 vs. Rollins in 1959 and Kentucky Wesleyan in 1960, 103 vs. Tampa in 1955, against Stetson in 1958 and against Rollins in 1961, 102 vs. Morehead State in 1959 and against Miami (O) in 1961, and 100 vs. Kentucky Wesleyan in 1957.  
 Most points in loss, 113 vs. Oklahoma City in 1962.  
 Largest margin of defeat, 43 vs. Loyola in 1962.  
 Largest aggregate score, 231, Miami 113, Oklahoma City, 118 in 1962.  
 Most points opponents, Oklahoma City, 118 in 1962.

Most personal fouls, both teams, 60, vs. South Carolina, 1960.  
 Least personal fouls, 5 vs. Rollins in 1962.  
 Least personal fouls, both teams, 13 vs. Rollins in 1962.  
 Most field goals, 49 vs. Tampa in '59  
 Highest per cent field goals made, 61% (40 of 66) vs. Florida Southern 1961.  
 Most free throws attempted, 61 vs. Kentucky Wesleyan in 1957.  
 Most free throws made, 41 vs. Oklahoma City.  
 Highest per cent free throws made, 92.3 per cent (12 of 13) vs. Rollins, 1956, (12 of 13) vs. Loyola 1962 and (24 of 26) vs. Stetson 1962.

### INDIVIDUAL RECORDS

#### SINGLE GAME POINTS

Chadoff vs. Rollins, '52..... 47  
 Chadoff vs. Fla. Sou., '52..... 44  
 Miami vs. Fla. Southern, '56..... 39  
 MacDonald vs. Tampa, '50..... 37  
 Miami vs. Tulane, '56..... 35  
 Hickox vs. Brigham Young, '60..... 34  
 Keene vs. Tampa, '53..... 33  
 Godfrey vs. Murray, '60..... 32  
 Cohen vs. Oklahoma City, '62..... 32  
 Keene, '53, Schayowitz, '53, Miami, '55, Munley, '57, Hickox, '60 (twice) —31 each.

#### FIELD GOALS

Chadoff vs. Rollins, '52..... 18  
 Chadoff vs. Fla. Sou., '52..... 16  
 MacDonald vs. Tampa, '50..... 16  
 Hickox vs. Brigham Young, '60..... 15  
 Schayowitz vs. Fla. State, '53..... 14  
 Miami vs. Fla. Southern, '56..... 14  
 Ashman, '28; Edwards, '46; Campbell, '47 and '49; Miami, MacDonald, '51; Schayowitz, '54; Miami, '55; Stage, '56; Godfrey, '59; Hickox, '61, Godfrey, '61, McCoy, '62 and Cohen, '62—13 each.

#### FREE THROWS

Godfrey vs. Oklahoma City, '60..... 22  
 Munley vs. Ky. Wes., '57..... 17  
 Hickox vs. Stetson, '59..... 16  
 Manushaw vs. Loyola, '59..... 15  
 Miami vs. Tulane, '56..... 15  
 Hickox vs. Ky. Wesleyan, '60..... 15  
 Keene vs. Louisville, '53..... 13  
 Chadoff, '52, Stage, '57, Morris, '58, Godfrey, '60, and Hickox, '61—12 each.

#### REBOUNDS

Manushaw vs. Fla. State, '59..... 27  
 Manushaw vs. Loyola, '59..... 27  
 Manushaw vs. Morehead St., '59 26  
 Manushaw vs. Toronto, '59..... 24  
 Manushaw vs. Rollins, '60..... 23  
 Manushaw vs. Tampa, '59..... 22  
 Morris vs. Xavier, '56..... 22  
 Godfrey vs. Xavier, '60..... 22  
 McCoy vs. Jacksonville, '62..... 22  
 Keene, '51, Morris, '56, Steiner, '56, Manushaw, '59, McCoy, '62, (twice) —21 each.

## Season Records—Individual

### TOTAL POINTS

Player	Year	Games	Points
Hickox	'60	27	596
Miami	'56	26	511
Godfrey	'60	27	511
Hickox	'61	27	480
Godfrey	'61	27	469
McCoy	'62	26	468
Stage	'57	26	461
Chadoff	'52	22	459
Hickox	'59	25	453
Morris	'56	26	419

### PERCENT FREE THROWS MADE (50 or more)

Player	Year	Tries	Percent
Hammond	'60	73	.877
Miami	'56	166	.837
Hickox	'59	162	.809
Morris	'58	98	.806
Chadoff	'52	123	.805
Hickox	'60	198	.798
Allen	'62	64	.797
Carson	'55	59	.797
Chadoff	'51	68	.794
Munley	'58	53	.793

### TOTAL FIELD GOALS

Player	Year	Games	Goals
Hickox	'60	27	219
McCoy	'62	26	199
Godfrey	'61	27	193
Miami	'56	26	186
Chadoff	'52	22	180
Hickox	'61	27	180
Godfrey	'60	27	176
Campbell	'49	26	164
Hickox	'59	25	161
Stage	'57	26	158

### 20 POINT GAMES

Player	Year	Number
Hickox	'60	17
McCoy	'62	14
Miami	'56	13
Stage	'57	13
Chadoff	'52	12
Godfrey	'60	11
Hickox	'59	12
Hickox	'61	12
Godfrey	'61	10

### FREE THROWS ATTEMPTED

Player	Year	Games	Tried
Godfrey	'60	27	207
Hickox	'60	27	198
Keene	'53	21	187
Stage	'57	26	186
Morris	'56	26	180
Manushaw	'59	25	173
Miami	'56	26	166
Hickox	'59	25	162
Cohen	'60	27	152
Hickox	'61	27	152

### FREE THROWS MADE

Player	Year	Games	Made
Godfrey	'60	27	159
Hickox	'60	27	158
Stage	'57	26	145
Miami	'56	26	139
Morris	'56	26	131
Hickox	'59	25	131
Keene	'53	21	126
Hickox	'61	27	120
Manushaw	'59	25	111
Munley	'57	24	110

### FIELD GOALS — PERCENT (60 tries or more)

Player	Year	Tries	Percent
Chris Stavretti	'62	101	.564
Manushaw	'61	133	.534
Applegate	'61	261	.487
Nebel	'59	175	.486
Godfrey	'61	401	.481
Spisak	'62	156	.481
Cohen	'60	275	.480
Hickox	'60	460	.476
Morris	'56	305	.472
Talbot	'58	190	.463

### AVERAGE POINTS PER GAME

Player	Year	Games	Average
Hickox	'60	27	22.1
Chadoff	'52	22	20.9
Edwards	'46	6	20.5
Miami	'56	26	19.7
Godfrey	'60	27	18.9
Hickox	'59	25	18.1
McCoy	'62	26	18.0
Hickox	'61	27	17.8
Stage	'57	26	17.7
Godfrey	'61	27	17.4

### REBOUNDS

Player	Year	Games	Total
Manushaw	'59	25	372
McCoy	'62	26	338
Morris	'56	26	322
Manushaw	'60	27	321
Berghoff	'58	21	278
Keene	'51	22	271
Godfrey	'60	27	266
Godfrey	'61	27	256
Morris	'57	26	246
Godfrey	'59	25	245

### LEADING SCORER

Year	Player	FG	FT	TP
'27	No Record Available			
'28	*Ashman			169
'29	*Ashman	49	18	116
'30, '31	No Record Available			
'32	Folger	71	25	167
'33-'38 inclusive	No Team			
'39	Tom Hilbish			54
'40	Tobin	86	24	196
'41	Tobin	71	27	169
'42	Tobin	91	39	211
'43, '44, '45	No Team			
'46	Edwards	53	17	123
'47	Campbell	135	48	318
'48	Friedman	92	37	221
'49	Campbell	164	39	367
'50	MacDonald	134	48	316
'51	Chadoff	107	54	268
'52	Chadoff	180	99	459
'53	Keene	112	126	350
'54	Schayowitz	95	37	227
'55	Miami	114	73	301
'56	Miami	186	139	511
'57	Stage	158	145	461
'58	Stage	137	79	353
'59	Hickox	161	131	453
'60	Hickox	219	158	596
'61	Hickox	180	120	480
'62	McCoy	199	70	468

\* — Incomplete



1957-58  
Marty Burdette, Ed Contreras, Dick Berghoff, Joe Gardner, Bob Leidy, Ed Morris, Joe Munley, Norm Nebel, Gene Stage, Robert Steiner,

1958-59  
Dick Hickox, Ron Godfrey, Harry Manushaw, Dave Landis, Ed Contreras, Bruce Applegate, Norm Nebel, Martin Snider, Joe Gardner (Capt.), Jerry Davis.

1961-62  
Julie Cohen, Chris Stavreti, Ken Allen, Mike McCoy, Jack Spisak, Lee Woods, Carl Stavreti, Larry Heffer, Charles Holiber, Lou Alix.

### CONFERENCE CHAMPIONS

Although the Florida Intercollegiate conference basketball competition was on a more even basis than in many years, the University of Miami Hurricanes repeated as champions and by their widest margin—three games. The four clubs below Miami killed one another off as two games separated second from fifth place. Tampa gave Miami its lone defeat, replacing Stetson as the Hurricane jinx. Stetson had kept Miami from having a perfect league record in each of the preceding three campaigns. Mike McCoy topped the league in rebounds but conference coaches by-passed Miami in the selection of the all-star team. Mike McCoy, Lou Alix and Julie Cohen were all given second team berths.

#### THE CONFERENCE STANDING

Teams	W.	L.	Pct.	Pts.	Opp.
Miami	9	1	.900	898	772
Jacksonville	6	4	.600	933	835
Tampa	6	4	.600	876	866
Florida Southern	5	5	.500	767	818
Stetson	4	6	.400	751	740
Rollins	0	10	.000	667	941

### SIX COACH MIAMI CAGES

University of Miami has had six basketball coaches. Their records follow:

Art Webb, two years—Won 15, Lost 5.  
Tom McCann, three years—Won 33, Lost 14.  
W. H. Steers, one year—Won 8, Lost 5.  
Hart Morris, 10 years and part of 11th—Won 121, Lost 84.  
Dave Wike, one year and part of another—Won 12, Lost 20.  
Bruce Hale—seven years—Won 125, Lost 74.

### ONE NEW INDIVIDUAL RECORD

Only one new leader appeared in the individual records for UM basketball during the 1961-62 season. Chris Stavreti clicked on 57 of 101 field goal tries for a .564 percentage to go ahead of Harry Manushaw who had led with .534. Mike McCoy's 199 field goals and 338 rebounds are second high for any one season as was his total of 14 games in which he netted 20 points or more. Julie Cohen, Kenny Allen and Jack Spisak also broke into the scoring records in one spot or more.

1959-60  
Dick Hickox, Ron Godfrey, Harry Manushaw, Dave Landis, Bruce Applegate, Martin Snider, Julie Cohen, Dod Hammond, Chris Stavreti, Jack Spisak, Bruce Shapiro.

1960-61  
Ken Allen, Bruce Applegate, Julie Cohen, Ron Godfrey, Dick Hickox, Mike McCoy, Harry Manushaw, Bruce Shapiro, Carl Stavreti, Chris Stavreti, Lee Woods.

## UNIVERSITY OF MIAMI

Coral Gables, Florida—Opened 1926

President—Dr. Henry King Stanford  
Chancellor—Dr. Jay F. W. Pearson

Colors—Orange, Green & White

### Athletic Staff

Director of Athletics: Jack Harding (Pittsburgh '26)  
Head Basketball Coach: Bruce Hale (Santa Clara '41)  
Head Football Coach: Andy Gustafson (Pittsburgh '26)  
Assistant Head Football Coach: Walter Kichefski (Miami '40)

Assistant Football Coaches: Armand Vari, Jim Root, Bill Crutchfield, Ed. Kensler, Fran Curci.

Trainer: Dave Wike

Sports Publicity: George Gallet and Wilbert Bach

Band Director: Fred McCall

Business Manager: Art Laskey

Baseball Coach: To be announced.

Track Coach: Bob Downes

Tennis Coach: Dale Lewis

Golf Coach: Dr. William Heuson

Swimming Coach: Lloyd Bennett

Soccer Coach: Dale Lewis

1961-1962

Miami	93	Jacksonville	80
Miami	81	at Morehead State	107
Miami	59	at Louisville	77
Miami	69	at Murray State	67
Miami	96	Florida Southern	67
Miami	66	Florida	61
Classic	Miami	83	Miami OHIO 73
	Miami	67	TEMPLE 85
Miami	80	Rhode Island	70
Miami	113	Oklahoma City	118 OT
Miami	80	at Jacksonville	89
Miami	62	at Florida	<del>74</del>
Miami	60	at Florida State	65
Miami	68	MARLAND	71
Miami	61	La Salle	73
Miami	<del>95</del>	at Tampa	113
Miami	89	@ Rollins	67
Miami	79	@ Stetson	70
Miami	82	Florida Southern	73
Miami	69	@ Houston	80
Miami	70	@ Loyola NO	113
Miami	86	STETSON	78
Miami	96	TAMPA	81
Miami	92	ROLLINS	54
Miami	83	TULSA	66
Miami	80	FLORIDA STATE	83

14-12