

29

vs. Miami

Saturday, March 2, 2013 • 6:00 p.m. • ESPN

Durham, N.C. • Cameron Indoor Stadium (9,314)

2012-13 SCHEDULE

N. 9 [8-] GEORGIA STATE (ESPNU) W, 74-55

STATE FARM CHAMPIONS CLASSIC (Georgia Dome - Atlanta, Ga.)

N. 13 [9/3] vs. Kentucky (ESPN) W, 75-68

BATTLE FOR ATLANTIS (Cameron Indoor Stadium - Durham, N.C.)

N. 18 [9-] FLORIDA GULF COAST (ESPNU) W, 88-67

BATTLE FOR ATLANTIS (Imperial Arena - Paradise Island, Bahamas)

N. 22 [5-] vs. Minnesota (AXS.tv) W, 89-71

N. 23 [5-] vs. VCU (NBC Sports) W, 67-58

N. 24 [5/2] vs. Louisville (NBC Sports) W, 76-71

ACC/BIG TEN CHALLENGE (Cameron Indoor Stadium - Durham, N.C.)

N. 28 [2/4] OHIO STATE (ESPN) W, 73-68

D. 1 [2-] DELAWARE (RSN) W, 88-50

CARQUEST AUTO PARTS CLASSIC (Izod Center - East Rutherford, N.J.)

D. 8 [2-] vs. Temple (ESPN) W, 90-67

D. 19 [1-] CORNELL (ESPNU) W, 88-47

D. 20 [1-] ELON (ESPNU) W, 76-54

D. 29 [1-] SANTA CLARA (ESPN2) W, 90-77

J. 2 [1-] < vs. Davidson (ESPN2) W, 67-50

J. 5 [1-] WAKE FOREST * (ESPNU) W, 80-62

J. 8 [1-] CLEMSON * (ESPNU) W, 68-40

J. 12 [1/20] at N.C. State * (ESPN) L, 76-84

J. 17 [3-] GEORGIA TECH * (ESPN) W, 73-57

J. 23 [1/25] at Miami * (ESPN) L, 63-90

J. 26 [1-] MARYLAND * (CBS) W, 84-64

J. 30 [5-] at Wake Forest * (ACCN) W, 75-70

F. 2 [5-] at Florida State * (ESPN) W, 79-60

F. 7 [4-] N.C. STATE * (ACCN) W, 98-85

F. 10 [4-] at Boston College * (ESPNU) W, 62-61

F. 13 [2-] NORTH CAROLINA * (ESPN/ACCN) W, 73-68

F. 16 [2-] at Maryland * (ESPN) L, 81-83

F. 21 [6-] at Virginia Tech * (ESPN) W, 88-56

F. 24 [6-] BOSTON COLLEGE * (ACCN) W, 89-68

F. 28 [3-] at Virginia * (ESPN) L, 68-73

M. 2 [3/5] MIAMI * (ESPN) 6:00

M. 5 VIRGINIA TECH * (ESPNU) 7:00

M. 9 at North Carolina * (ESPN) 9:00

ACC TOURNAMENT

(Greensboro Coliseum - Greensboro, N.C.)

M. 14-17 ACC Tournament (ESPN/ACCN) TBD

Home games in **BOLDFACE CAPS**

* indicates Atlantic Coast Conference game

[] - denotes Duke/opponent AP ranking at time of game

< Time Warner Cable Arena

THE MATCHUP

Duke

Blue Devils



Record (ACC) 24-4 (11-4)
AP / Coaches Polls 3 / 3
Last Game L, 68-73, at Virginia (2/28)

Head Coach Mike Krzyzewski (Army, '69)
Career Record 951-295 / 38th Season
Duke Record 878-236 / 33rd Season
vs. Miami 15-3

TELEVISION

ESPN

Play-by-Play: Dave O'Brien

Analyst: Dick Vitale; Sideline: Doris Burke

WatchESPN

<http://espn.com/mbb-UMFLvsDUKE>

Miami

Hurricanes



Record (ACC) 23-4 (14-1)
AP / Coaches Polls 5 / 7
Last Game W, 76-58, vs. Virginia Tech (2/27)

Head Coach Jim Larranaga (Providence, '71)
Career Record 513-351 / 29th Season
Miami Record 43-17 / 2nd Season

RADIO

Blue Devil IMG Sports Network

Play-by-Play: Bob Harris

Analyst: John Roth

Sirius - 91; XM - 91

THE OPENING TIP

- The Blue Devils are ranked No. 3 in the AP Poll and the USA Today Coaches Poll. Duke is 1-1 this season and 110-23 overall when ranked No. 3 in the country.
- The Blue Devils have been ranked in the AP top 10 for 110 consecutive weeks. Duke had been ranked in the top five in 14 of the 17 polls this season.
- Duke is playing its 205th straight game as a top-10 team in the AP poll. Duke is 170-34 in that span.
- Head coach **Mike Krzyzewski** ranks third for most wins by a coach at one school with 878 career victories at Duke. He is one win shy of tying Dean Smith for second on that list.
- The Blue Devils are one league win shy of winning 12 or more ACC games for the fourth straight season.
- Duke is the only team in the top 5 of the Associated Press Poll (No. 3), Coaches Poll (No. 3), NCAA RPI (No. 1) and Strength of Schedule index (No. 2).

The Last Time Out

- Virginia guard Joe Harris scored 36 points to lead the Cavaliers to a 73-68 upset over No. 3 Duke in Charlottesville Thursday. Harris grabbed seven rebounds, including four offensive, while adding two blocks, a steal and an assist. Harris shot 12-of-20 from the floor, 2-of-5 from three-point range and 10-of-12 from the free throw line.
- Harris' performance was enough to overcome a 28-point effort from Duke's **Seth Curry** and a 22-point showing from **Quinn Cook**.
- Virginia led by as much as 16 points with less than seven minutes remaining before Duke closed the gap to seven points with 40 seconds left. Cook scored 11 points in the final two minutes to cut the deficit.
- Virginia outrebounded Duke 36-25 and scored 18 points on second-chance opportunities.
- Duke outscored Virginia 24-9 from three-point range, but Virginia outscored Duke 34-22 in the paint.

DUKE BLUE DEVIL AVERAGES

No.	Name (Ht., Wt., Yr.)	Pos.	PPG	RPG	APG	Notables
2	• Quinn Cook (6-1, 175, So.)	G	12.4	3.8	5.4	second on the team with 47 3pt field goals
3	Tyler Thornton (6-1, 190, Jr.)	G	3.3	2.2	2.5	named to the NABC Good Works Team (2/26)
5	• Mason Plumlee (6-10, 235, Sr.)	F	17.3	10.5	2.0	tied for ACC lead with 16 double-doubles
12	Alex Murphy (6-8, 220, R-Fr.)	F	2.4	1.2	0.0	played in 26 of 28 games
14	• Rasheed Sulaimon (6-4, 185, Fr.)	G	12.1	3.4	2.2	19 double figure scoring games
15	• Josh Hairston (6-7, 240, Jr.)	F	2.8	2.1	0.3	6.3 ppg over the last 4 games
21	Amile Jefferson (6-8, 195, Fr.)	F	4.6	3.3	0.3	2nd on team with 40 offensive rebounds
30	• Seth Curry (6-2, 185, Sr.)	G	17.3	2.2	1.6	team-high 14 20+ point scoring games
34	Ryan Kelly (6-11, 230, Sr.)	F	13.4	5.4	1.5	has missed 13 games with right foot injury
40	Marshall Plumlee (6-11, 235, R-Fr.)	F	0.1	0.7	0.0	missed 10 games due to injury
52	Todd Zafirovski (6-9, 245, Sr.)	F	1.0	0.5	0.0	has played in 6 contests

• - indicates probable starter

Media Information

Media Contacts

Matt Plizga, Associate Director
Email: plizga@duaa.duke.edu
Office: 919-668-1712 / Cell: 919-812-0882
Chris Cook, Assistant Director
Email: cook@duaa.duke.edu
Office: 919-684-8708 / Cell: 919-812-7141

Blue Devil IMG Sports Network

A state-wide radio audience follows all the action of Duke men's basketball on the Blue Devil IMG Sports Network. The network provides in-depth pregame coverage, live play-by-play of all the action and the post-game press conferences straight from the locker room to over 30 stations via satellite each game. The broadcast also features a one-hour pregame show.

Bob Harris, Play-by-Play
John Roth, Color Commentary
John Rose, Engineer

Inside Basketball With Duke's Coach K

The popular weekly television show "Inside Basketball with Duke's Coach K" is back for another successful season. The 30-minute, action-packed program features head coach Mike Krzyzewski and his expert analysis of ACC and national basketball issues. The show airs locally on WTVD-TV Sundays at noon; on Saturdays on Fox Sports Net South and throughout the week on MASN.

Coach K On SIRIUS XM Satellite Radio

Mike Krzyzewski also hosts his own SIRIUS XM Satellite Radio program. "Basketball and Beyond with Coach K" offers a mix of topical issues, such as the state of college basketball, interviews with special guests, including business leaders, entertainers and athletes, and Krzyzewski's personal perspective on principles for life on and off the court. Coach K and his co-host, sportscaster Dave Sims, can be heard on the hour-long program nationwide each week during basketball season. Please check www.xmradio.com or www.sirius.com for air dates and times.

ACC Weekly Teleconference

Beginning in January, Mike Krzyzewski is available each Monday at 12:00 p.m. on the ACC men's basketball coaches' teleconference. The weekly teleconference begins on January 7 and continues through March 4. Please call Matt Plizga at (919) 668-1712 or Brian Morrison of the ACC at (336) 851-6062 for the number.

GoDuke.com

For unparalleled coverage of the entire intercollegiate athletics department at Duke, access the World Wide Web at GoDuke.com. The official site of Duke athletics features the latest technological advances, plus in-depth coverage of Duke players, coaches and staff. Duke fans will also get the latest game notes, player biographies and happenings of the Duke basketball program. Head coach Mike Krzyzewski will be featured with daily audio updates.

Duke Basketball Media Guide

The Duke Basketball media guide is available online at GoDuke.com. To view the guide, visit the Men's Basketball homepage and click on the "Media Guide" link from the menu on the left side of the page.

Duke_MBB



facebook.com/DukeMBB

Numbers Game

Head coach Mike Krzyzewski is one win shy of matching Dean Smith for the second-most wins at one school. Coach K is also one win shy of joining Smith as the only coaches in league history to amass 400 or more ACC victories.

Duke, ranked No. 3 in the latest AP Poll, has been ranked in the top 10 of the poll 110 consecutive weeks. The last time Duke was not ranked in the top 10 was Nov. 19, 2007.

Duke is the only team in the top 5 of the Associated Press Poll (No. 3), Coaches Poll (No. 3), NCAA RPI (No. 1) and Strength of Schedule index (No. 2). Miami and Louisville are the only schools to rank in the top 10 in all four polls.

Duke is 14-0 in Cameron Indoor Stadium this season. The Blue Devils have gone undefeated at home 16 times, including nine under Coach K.

The Blue Devils lead the ACC in three-point percentage (.411) and three-point field goals per game (7.7 3pg.). The .411 clip would rank as the third-best in school history.

Duke is on a four-game win streak over top-5 teams with wins over No. 2 Louisville, No. 3 Kentucky and No. 4 Ohio State this season as well as last year's 85-84 win over No. 5 North Carolina. Duke has won five of its last six games over teams ranked in the top 5 of the AP poll.

Mason Plumlee is tied for the ACC lead with 16 double-doubles on the year. Plumlee is averaging 17.3 points and 10.5 rebounds per game and is attempting to become the second Blue Devil (joining Shelden Williams in 2005 & 2006) under Coach K to average a double-double for a season.

Seth Curry has scored in double figures in 10 straight contests, including six games with 20+ points in that span. He is averaging 19.6 points per game, while shooting 44.9 percent (27-of-61) from three-point range over the last 10 outings.

Rasheed Sulaimon is shooting .475 (28-of-59) from three-point range at home this season. He has hit multiple three-pointers and shot .500 or better from long range in four of his last five home games.

Duke is one win shy of posting 25 or more victories for the sixth straight season and the 22nd time overall under Mike Krzyzewski. One more win would also give Duke 12 ACC victories for the fourth straight season.

Duke-Miami Series History

- Duke and Miami have met 19 times leading into Saturday's meeting with the Blue Devils holding a 15-4 lead in the series.
- Duke is 7-1 against Miami in Cameron Indoor Stadium. Six of those eight meetings have been decided by 10 or more points.
- Duke has won 15 of the last 18 meetings with Miami but has lost two straight. Duke has never lost back-to-back meetings against Miami.
- Duke is 15-3 against Miami under Coach K.
- In the first meeting of the 2012-13 season between Duke and Miami, the Hurricanes held Duke to .297 shooting from the field on the way to a 90-63 win in Coral Gables, Fla. Duke hit just 4-of-23 (.174) shots from three-point range in the loss while Miami 9-of-19 (.474) from beyond the arc.
- Freshmen Amile Jefferson and Rasheed Sulaimon combined to score 29 points in the last meeting against Miami with Sulaimon netting 16 and Jefferson 13. Redshirt freshman Alex Murphy scored 11 points on 5-of-8 shooting and grabbed five rebounds.

Stats Comparison

	Duke	Miami
Record (ACC)	24-4 (11-4)	23-4 (14-1)
Points	78.5	69.0
Opp. Points	65.1	59.1
Rebounds	34.2	36.0
Opp. Rebounds	35.0	33.9
Off. Rebounds	9.9	9.9
Opp. Off. Rebounds	11.7	10.7
Field Goal Pct.	.474	.459
Opp. Field Goal Pct.	.418	.384
3-Point Pct.	.411	.355
Opp. 3-Point Pct.	.295	.305
3-Point FGs	7.7	6.6
Opp. 3-Point FGs	4.4	5.9
Free Throw Pct.	.728	.659
Opp. Free Throw Pct.	.703	.656
Personal Fouls	18.0	14.4
Assists	15.0	11.5
Turnovers	11.0	11.1
Opp. Turnovers	14.8	12.2
Blocked Shots	4.0	5.0
Steals	6.8	6.7

RPI & SOS Comparison

RPI	Team (AP/Coaches)	SOS
1	Duke (3/3)	2
2	Miami [Fla.] (5/7)	3
3	New Mexico (14/14)	4
4	Florida (8/6)	22
5	Kansas (6/5)	14
6	Michigan (4/4)	41
7	Indiana (1/1)	27
8	Louisville (10/9)	9
9	Michigan State (9/10)	5
10	Gonzaga (2/2)	79
11	Arizona (11/11)	31
12	Syracuse (12/12)	12
13	Georgetown (7/8)	42
14	UNLV (RV/RV)	15
15	Colorado State (RV/RV)	28

RPI - Ratings Percentage Index - from NCAA.com
SOS - Strength of Schedule - from ESPN.com
as of Tuesday, Feb. 25

AP Poll Streak Extended (as of Feb. 25)

- Duke has been ranked in the AP Poll an NCAA-best 113 straight weeks. The Blue Devils have been ranked in the top 10 for the last 110 weeks, including 17 weeks at No. 1.

Consecutive Weeks in AP Top 25 Rankings - Active

1. Duke	113
2. Kansas	80

Consecutive AP Top 10 Rankings - ACC

1. Duke	110	11/26/07 - present
2. Duke	75	12/26/61 - 12/6/66
3. Duke	69	1/22/91 - 12/26/94
4. Maryland	68	11/25/72 - 3/2/76
5. Duke	67	12/20/99 - 3/3/03

Consecutive AP Top 10 Rankings - NCAA

1. UCLA	155	11/15/66 - 1/20/76
2. Duke	110	11/26/07 - present
3. Kentucky	91	3/14/94 - 2/15/99
4. Kansas	76	11/21/94 - 12/7/98
5. Duke	75	12/26/61 - 12/6/66

NCAA All-Time Wins Leader

- **Mike Krzyzewski** is the winningest coach in NCAA Division I history with 951 career victories. He passed mentor Bob Knight with a 74-69 win over Michigan State at Madison Square Garden Nov. 15, 2011 in the Champions Classic.
- With 878 wins as the Duke head coach, Krzyzewski ranks third all-time in wins at one school behind only Dean Smith (879) and Jim Boeheim (911).
- Krzyzewski is the winningest coach in NCAA Tournament history with 79 tournament wins.
- Krzyzewski ranks second all-time in ACC history with 399 conference wins.

Wins Since the 2009-10 Season

- Duke has won 118 games since the start of the 2009-10 season, the third most in the NCAA over that span behind only Kansas and Kentucky

Wins since start of 2009-10 Season (through Feb. 28)

1.	Kansas	124
2.	Kentucky	122
3.	Duke	118
4.	Ohio State	118
5.	Syracuse	113
6.	Gonzaga	107
	Michigan State	107
8.	Notre Dame	106
9.	BYU	105
	Murray State	105
	Saint Mary's	105
12.	Butler	104
	San Diego State	104
14.	New Mexico	103
	VCU	103
16.	Wichita State	101
17.	North Carolina	100
18.	Memphis	99
19.	Louisville	98
20.	Belmont	97
21.	Florida	96
	Temple	96
	Utah State	96
24.	Missouri	95
	Wisconsin	95

Seniors Reach 1,000-Point Mark

- Seniors **Mason Plumlee** (1,252) and **Seth Curry** (1,248) became members of Duke's 1,000-point club this season. Classmate **Ryan Kelly** (858) is also within reach of becoming the 63rd Duke player to reach that mark.
- Only three other trios have each topped the 1,000-point plateau during the same season at Duke (Kyle Singler, Jon Scheyer & Gerald Henderson in 2008-09; J.J. Redick, Daniel Ewing & Chris Duhon in 2003-04; Phil Henderson, Robert Brickley & Alaa Abdelnaby in 1989-90).

NCAA Career 1,000-Point Scorers

Rk	Team	Total
1.	North Carolina	66
2.	Louisville	65
3.	Duke	62
4.	Kentucky	60
5.	Syracuse	57

Scoring by Starters

- Duke has the most productive starting lineup in the country with an average of 68.0 points per game coming from the starting five.
- The group has combined to account for 86.7 percent of Duke's total scoring this season, which is the second highest clip in the nation.
- Duke's starters have scored 49 or more points in every game this season, including a season-high 92 in a 98-85 win over N.C. State on Feb. 7.
- All five Duke starters have scored in double figures three times this season, while at least four have scored 10 or more points 14 times.

NCAA Scoring by Starting Lineup (through Feb. 28)

Rk	Team	GP	Pts. by Starters	Avg.	Pts.	Pct.
1.	Longwood	30	1809	60.3	2016	89.7
2.	Duke	28	1905	68.0	2198	86.7
3.	UTSA	27	1529	56.6	1767	86.5
4.	Oral Roberts	29	1749	60.3	2043	85.6
5.	Presbyterian	30	1584	52.8	1857	85.3
6.	Murray State	28	1727	61.7	2040	84.7
7.	Belmont	29	1846	63.7	2239	82.4
8.	American	28	1325	47.3	1619	81.8
9.	Iona	28	1834	65.5	2265	81.0

Krzyzewski on the Coaching Wins Charts

Career Wins

Coach	Wins
1. ^ Mike Krzyzewski	951
2. ^ Jim Boeheim	911
3. Bob Knight	902
4. Dean Smith	879
5. Adolph Rupp	876
6. Jim Calhoun	873
7. Jim Phelan	830
8. Eddie Sutton	804
9. Lefty Driesell	786
10. Lute Olson	780

Career Wins at One School

Coach, School	Wins
1. ^ Jim Boeheim, Syracuse	911
2. Dean Smith, North Carolina	879
3. ^ Mike Krzyzewski, Duke	878
4. Adolph Rupp, Kentucky	876
5. Jim Phelan, Mount St. Mary's	830
6. Ed Diddle, Western Kentucky	759
7. Ray Meyer, DePaul	724
8. Don Haskins, UTEP	719
9. Denny Crum, Louisville	675
10. Bob Knight, Indiana	662

Career ACC Wins (regular season & ACC Tournament)

Coach, Schools	Wins
1. Dean Smith, North Carolina	422
2. ^ Mike Krzyzewski, Duke	399
3. Gary Williams, Maryland	210
4. Frank McGuire, UNC & South Carolina	160
5. Bobby Cremins, Georgia Tech	149
6. Lefty Driesell, Maryland	139
7. Vic Bubas, Duke	128
8. ^ Roy Williams, North Carolina	127
9. Terry Holland, Virginia	126
10. Norm Sloan, N.C. State	117

NCAA Tournament Wins

Coach, Schools	Wins
1. ^ Mike Krzyzewski, Duke	79
2. Dean Smith, North Carolina	65
3. ^ Roy Williams, Kansas & North Carolina	58
4. Jim Calhoun, Northeastern & Connecticut	49
5. John Wooden, UCLA	47
6. Lute Olson, Iowa & Arizona	46
7. Bob Knight, Indiana & Texas Tech	45
^ Jim Boeheim, Syracuse	45

^ - active coach; games through Feb. 28

Duke Season and Career Totals

	2012-13	Career
Double-Figure Scoring Games		
Seth Curry	22 (20-2)	60 (53-7)
Mason Plumlee	25 (22-3)	58 (50-8)
Ryan Kelly	13 (13-0)	40 (39-1)
Quinn Cook	17 (15-2)	23 (20-3)
Rasheed Sulaimon	19 (18-1)	19 (18-1)
Amile Jefferson	6 (4-2)	6 (4-2)
Tyler Thornton	2 (2-0)	5 (5-0)
Josh Hairston	2 (2-0)	4 (4-0)
Alex Murphy	2 (1-1)	2 (1-1)

30+ Point Games

Mason Plumlee	2 (2-0)	2 (2-0)
Seth Curry	1 (1-0)	1 (1-0)

20+ Point Games

Seth Curry	14 (12-2)	21 (17-4)
Mason Plumlee	7 (7-0)	9 (9-0)
Ryan Kelly	1 (1-0)	5 (5-0)
Quinn Cook	3 (2-1)	3 (2-1)
Rasheed Sulaimon	2 (2-0)	2 (2-0)

10+ Rebound Games

Mason Plumlee	17 (15-2)	47 (41-6)
Ryan Kelly	2 (2-0)	4 (4-0)
Amile Jefferson	1 (1-0)	1 (1-0)

Double-Doubles

Mason Plumlee	16 (14-2)	34 (30-4)
Ryan Kelly	2 (2-0)	4 (4-0)

10+ Assist Games

Quinn Cook	2 (2-0)	2 (2-0)
Tyler Thornton	1 (1-0)	1 (1-0)

3+ Steal Games

Seth Curry	-	12 (10-2)
Tyler Thornton	3 (3-0)	8 (7-1)
Mason Plumlee	2 (1-1)	6 (5-1)
Quinn Cook	6 (6-0)	6 (6-0)
Ryan Kelly	1 (1-0)	5 (4-1)
Rasheed Sulaimon	3 (2-1)	3 (2-1)

3+ Three-Point FG Games

Seth Curry	14 (12-2)	38 (32-6)
Ryan Kelly	4 (4-0)	8 (8-0)
Rasheed Sulaimon	7 (7-0)	7 (7-0)
Quinn Cook	6 (5-1)	6 (5-1)
Tyler Thornton	2 (2-0)	4 (4-0)

Scoring Leaders

Seth Curry	12 (10-2)	20 (17-3)
Mason Plumlee	11 (11-0)	18 (16-2)
Ryan Kelly	3 (3-0)	9 (9-0)
Rasheed Sulaimon	3 (2-1)	3 (2-1)
Quinn Cook	2 (2-0)	2 (2-0)

Rebounding Leaders

Mason Plumlee	25 (22-3)	71 (63-8)
Ryan Kelly	1 (1-0)	5 (4-1)
Rasheed Sulaimon	4 (4-0)	4 (4-0)
Quinn Cook	1 (1-0)	1 (1-0)
Seth Curry	-	1 (1-0)
Amile Jefferson	1 (1-0)	1 (1-0)

Assists Leaders

Quinn Cook	19 (16-3)	29 (24-5)
Seth Curry	3 (3-0)	19 (16-3)
Tyler Thornton	4 (3-1)	13 (10-3)
Mason Plumlee	4 (4-0)	11 (10-1)
Ryan Kelly	1 (1-0)	5 (5-0)
Rasheed Sulaimon	1 (0-1)	1 (0-1)

Record in such games in ()

Streaks

Overall	Lost 1
Unranked teams anywhere	Lost 1
Ranked teams anywhere	Lost 2
Home	Won 14
Home ACC	Won 7
Home non-conference	Won 101
Home unranked non-conference	Won 94
Home ranked teams	Won 1
Home unranked teams	Won 14
Road	Lost 1
Road ACC	Lost 1
Road ranked teams	Lost 2
Road unranked teams	Lost 1
Neutral	Won 6
Neutral ranked teams	Won 2
Neutral unranked teams	Won 4

Consecutive Made Free Throws

Rasheed Sulaimon	18
Quinn Cook	7
Mason Plumlee	10
Ryan Kelly	3
Josh Hairston	1
Alex Murphy	1
Seth Curry	2
Todd Zafirovski	1

Consecutive Games with a Three-Point Field Goal

Seth Curry	10
Ryan Kelly	9
Quinn Cook	4

Games Played

	2012-13	Career
Mason Plumlee	28 (24-4)	133 (112-21)
Ryan Kelly	15 (15-0)	118 (105-13)
Seth Curry	27 (23-4)	98 (82-16)
Tyler Thornton	28 (24-4)	96 (80-16)
Josh Hairston	27 (23-4)	83 (70-13)
Quinn Cook	28 (24-4)	61 (50-11)
Rasheed Sulaimon	28 (24-4)	28 (24-4)
Amile Jefferson	27 (23-4)	27 (23-4)
Alex Murphy	26 (22-4)	26 (22-4)
Todd Zafirovski	6 (6-0)	16 (16-0)
Marshall Plumlee	15 (12-3)	15 (12-3)

Starts

	Consecutive	Career
Mason Plumlee	30 (25-6)	92 (78-14)
Seth Curry	20 (16-4)	78 (53-15)
Ryan Kelly	-	61 (54-7)
Tyler Thornton	-	26 (21-5)
Quinn Cook	26 (22-4)	30 (25-4)
Rasheed Sulaimon	11 (8-3)	27 (23-4)
Josh Hairston	3 (2-1)	8 (5-3)
Amile Jefferson	-	7 (6-1)

Record in such games in ()

NCAA Top Brother Scoring Tandems

- **Seth Curry** and his older brother Stephen became the NCAA's highest scoring brother tandem this season. The duo has combined for 4,590 points during their college careers.
- Seth has tallied 1,955 career points, including 1,248 points as a Blue Devil. Stephen, a current member of the Golden State Warriors, finished his career at Davidson with 2,635 points.

Top Brother Scoring Tandems in NCAA History

Stephen Curry, Davidson	2,635
Seth Curry, Liberty & Duke	1,955
	4,590

Tyler Hansbrough, North Carolina	2,872
Ben Hansbrough, Miss. State & Notre Dame	1,613
	4,485

Larry Bird, Indiana State	2,850
Eddie Bird, Indiana State	1,555
	4,405

Chuck Person, Auburn	2,311
Wesley Person, Auburn	2,066
	4,377

Greg Grant, Utah State	2,124
Josh Grant, Utah State	2,000
	4,124

ACC's Band of Brothers

- The Plumlee brothers (**Miles**, **Mason** and **Marshall**) rank tied for eighth among brother scoring combinations in ACC history.
- Assistant coach **Jeff Capel** along with his brother Jason are third on the list.

ACC Brother Scoring Combinations (through Feb. 25)

Rk	Players, School	Total Points
1.	Tom, Donnie, Randy & Richie Mahaffey (Clemson)	3,555
2.	Jay & Tom McMillen (Maryland)	3,107
3.	Jeff (Duke) & Jason (North Carolina) Capel	3,048
4.	Trevor & Devin Booker (Clemson)	2,750
5.	Jon & Drew Barry (Georgia Tech)	2,333
6.	Matt & Pat Harpring (Georgia Tech)	2,228
7.	Derrick & Cedric Lewis (Maryland)	1,993
8.	Miles, Mason & Marshall Plumlee (Duke)	1,904
9.	Horace & Harvey Grant (Clemson)	1,840
10.	Greg (Clemson) & Andre (Duke) Buckner	1,809

Plumlee Posting Impressive Numbers

- **Mason Plumlee** ranks second in the ACC and eighth nationally in rebounding (10.5) and tied for second in the league in scoring (17.3). He also ranks among the national leaders in field goal percentage (7th, .592), defensive rebounds (t-4th, 7.6) and double-doubles (t-5th, 16).
- Plumlee is one of 15 players nationally averaging a double-double on the season.
- Plumlee has scored in double figures in 25 of 28 games with seven 20+ point games and two 30+ point games.
- Plumlee ranks fourth in the NCAA in field goal percentage (.592) among players with 10 or more field goal attempts per game.
- Plumlee ranks tied for eighth in the nation with 7.6 free throw attempts per game.
- Plumlee was named the National Player of the Month for November by ESPN.com after averaging 19.9 points and 11.0 rebounds for the Blue Devils with four double-doubles over Duke's first seven games. Plumlee was named USBWA National Player of the Week on Feb. 12 after averaging 24.5 points and 9.5 rebounds in wins over N.C. State and Boston College.
- Plumlee has twice been named ACC Player of the Week this season (Dec. 3 & Feb. 11).

Plumlee Posting 20-15 Games

- **Mason Plumlee** has recorded three games with 20+ points and 15+ rebounds this season, tied for the second-most in a season under Coach K.
- Plumlee recorded 21 points and 15 rebounds in Duke's win over Elon Dec. 20. He was 9-of-14 from the field in the contest and grabbed eight offensive rebounds.
- Plumlee had 20-15 games against a pair of nationally-ranked Big Ten opponents. He had 20 points and 17 rebounds against Minnesota in the opening round of the Battle 4 Atlantis. Plumlee also had 21 points and 17 rebounds in a home win over Ohio State.

Most 20-15 Games - Season

Rk	Player, Year	Games
1.	Mike Lewis, 1967-68	12
2.	Randy Denton, 1969-70	8
3.	Randy Denton, 1970-71	6
	Mike Gminski, 1979-80	6
5.	Art Heyman, 1961-62	5
	Randy Denton, 1968-69	5
	Bob Fleischer, 1973-74	5
8.	Carroll Youngkin, 1958-59	4
	Art Heyman, 1960-61	4
	Art Heyman, 1962-63	4
	Mike Lewis, 1966-67	4
	Shelden Williams, 2005-06	4
13.	5x; last by Mason Plumlee, 2012-13	3

Most 20-15 Games in a Season - Coach K Era

Rk	Player, Year	Games
1.	Shelden Williams, 2005-06	4
2.	Mason Plumlee, 2012-13	3
	Elton Brand, 1998-99	3

Most Career 20-15 Games - Coach K Era

Rk	Player, Years	Games
1.	Shelden Williams, 2003-06	7
2.	Mason Plumlee, 2010-13	3
	Elton Brand, 1998-99	3
4.	Danny Ferry, 1986-89	2
	Christian Laettner, 1989-92	2

Plumlee Climbing Duke Record Books

- Senior **Mason Plumlee** ranks in the top 10 at Duke in rebounds (6th, 1,021), field goal percentage (t-7th, .571), blocks (5th, 192) and dunks (1st, 193).
- This season Plumlee became the 61st player in school history to score 1,000 career points and the eighth Blue Devil to amass 1,000 career rebounds.
- Plumlee is eight blocks away from becoming the third Duke player (joining **Shelden Williams** and **Mike Gminski**) to top 1,000 points, 1,000 rebounds and 200 blocks in a career.

Career Rebounds - Duke

Rk	Player, Years	Rebs
2.	Mike Gminski, 1977-80	1,242
3.	Christain Laettner, 1989-92	1,149
4.	Randy Denton, 1969-71	1,067
5.	Mike Lewis, 1966-68	1,051
6.	Mason Plumlee, 2010-p	1,021

Career Field Goal Percentage - Duke

Rk	Player, Years	FG Pct
4.	Christian Laettner, 1989-92	.574 (834-of-1,452)
5.	Shelden Williams, 2003-06	.572 (687-of-1,202)
6.	Jay Buckley, 1961-64	.571 (352-of-617)
7.	Antonio Lang, 1991-94	.570 (367-of-644)
	Mason Plumlee, 2010-p	.570 (474-of-832)

Plumlee Joins 1,000-1,000 List

• **Mason Plumlee** became the 31st player in ACC history to record 1,000 points and 1,000 rebounds in a career in Duke's win over Boston College on Feb. 24.

- Duke has now produced an ACC-best eight 1,000-point, 1,000-rebound players.
- Plumlee currently ranks 27th in ACC history with 1,021 career rebounds.

Rk	Name, School	Rebs	Pts
1.	Dickie Hemric, Wake Forest	1,802	2,587
2.	Ronnie Shavlik, N.C. State	1,598	1,761
3.	Tim Duncan, Wake Forest	1,570	2,117
4.	Ralph Sampson, Virginia	1,511	2,228
5.	Wayne Rollins, Clemson	1,311	1,463
6.	Shelden Williams, Duke	1,262	1,928
7.	Mike Gminski, Duke	1,242	2,323
8.	Tyler Hansbrough, North Carolina	1,219	2,872
9.	Dale Davis, Clemson	1,216	1,650
10.	Len Chappell, Wake Forest	1,213	2,165
11.	Malcolm Mackey, Georgia Tech	1,205	1,734
12.	Sam Perkins, North Carolina	1,167	2,145
13.	Christian Laettner, Duke	1,149	2,460
14.	Tom Owens, South Carolina	1,116	1,325
15.	Travis Watson, Virginia	1,115	1,546
16.	Jeff Allen, Virginia Tech	1,111	1,702
17.	Lee Collins, South Carolina	1,108	1,185
18.	George Lynch, North Carolina	1,097	1,747
19.	Alvin Jones, Georgia Tech	1,075	1,312
20.	Randy Denton, Duke	1,067	1,658
21.	Tom Burleson, N.C. State	1,066	1,598
22.	Billy Cunningham, North Carolina	1,062	1,709
23.	Mike Lewis, Duke	1,051	1,416
24.	Trevor Booker, Clemson	1,060	1,725
25.	Len Elmore, Maryland	1,053	1,017
26.	Antawn Jamison, North Carolina	1,027	1,974
27.	Mason Plumlee, Duke	1,021	1,252
28.	Kyle Singler, Duke	1,015	2,392
29.	Mitch Kupchak, North Carolina	1,006	1,611
30.	Danny Ferry, Duke	1,003	2,155
	Brad Daugherty, North Carolina	1,003	1,912

Plumlee Averaging Double-Double

- **Mason Plumlee** averages 17.3 points and 10.5 rebounds per game and is tied for first in the ACC with 16 double-doubles and 17 double-figure rebounding games.
- Plumlee is one of five players nationally averaging over 17.0 points and 10.0 rebounds per game.
- Plumlee is attempting to become the first Duke player to average a double-double for the season since **Shelden Williams** (18.8 ppg. & 10.7 rpg.) accomplished that feat in 2005-06.

Players Averaging over 17.0 PPG & 10.0 RPG

Player, Team	PPG	RPG	FG Pct
Mason Plumlee, Duke	17.3	10.5	.592
Jerrelle Benimon, Towson	17.2	11.1	.539
Mike Muscala, Bucknell	19.4	11.1	.522
Josh Davis, Tulane	17.2	10.2	.487
Augustine Rubit, South Alabama	19.1	10.8	.480

NCAA Double-Double Leaders (through Feb. 28)

Player, Team	Double-Doubles
1. Mike Muscala, Bucknell	19
Jerrelle Benimon, Towson	19
Keith Rendleman, UNC Wilmington	19
4. Jack Cooley, Notre Dame	18
5. Mason Plumlee, Duke	16
O.D. Anosike, Siena	16
Shawn Long, La.-Lafayette	16
Richard Howell, North Carolina St.	16
9. Josh Davis, Tulane	15
Augustine Rubit, South Ala.	15

Curry Producing Despite Nagging Injuries

• Senior **Seth Curry** is tied for second in the ACC in scoring at 17.3 points per game despite being limited in practice throughout the season with a right leg injury, missing the Delaware game Dec. 1 with a left ankle injury and leaving the N.C. State game Jan. 12 early with another injury to the same ankle.

• Curry has scored 10 or more points in 22 contests with a team-high 14 20-point efforts and a career-best 31-point outing against Santa Clara.

• Curry also ranks among the ACC leaders in field goal percentage (9th, .462), three-point field goals (2nd, 2.7 3pg), three-point percentage (3rd, .440) and free throw percentage (3rd, .827).

• Curry was named ACC Player of the Week on Dec. 31, 2012 after his performance against Santa Clara.

• Curry has topped the 20-point mark nine times in league play. He is third in scoring (18.1 ppg.) in ACC games only, while shooting 46.1 percent from three-point range and making 3.1 threes per game.

• Over his last 10 games, Curry is averaging 19.6 points per game with six 20-point efforts.

Curry Lethal From Deep & From the FT Line

• **Seth Curry** ranks third in the Duke record books in three-point field goal percentage (.419, 201-of-480) and fifth in free throw percentage (.834, 261-of-313).

• Curry has connected on three or more three-point field goals in 15 games this season and 39 times in his Duke career.

• Curry tied the school single-game three-point percentage record (min. 5 attempts) by going 6-of-7 from beyond the arc on Jan. 17 against Georgia Tech. He finished the game with 24 points.

• Curry is only the 12th Duke player with 200 three-pointers and the fifth to do it within his first three years.

• Curry is the fifth player in Duke history to make 60 or more three-pointers in three straight seasons. Other Blue Devils to accomplish the feat were **Kyle Singler** (2009-11), **J.J. Redick** (2003-06), **Jason Williams** (2000-02) and **Trajan Langdon** (1997-99).

Three-Point FG Percentage - Duke

Rk	Player, Years	3PT Pct
1.	Christian Laettner, 1989-92	.485 (79-of-163)
2.	Trajan Langdon, 1995-99	.426 (342-of-802)
3.	Seth Curry, 2011-p	.420 (204-of-486)
4.	Shane Battier, 1998-01	.416 (246-of-592)
5.	J.J. Redick, 2003-06	.406 (457-of-1,126)

Made Three-Point Field Goals - Duke

Rk	Player, Years	3PT FG
8.	Shane Battier, 1998-01	246
9.	Daniel Ewing, 2002-05	217
10.	Greg Paulus, 2006-09	210
11.	Chris Collins, 1993-96	209
12.	Seth Curry, 2010-13	201

Career Free Throw Pct (min. 200 made fts)

Rk	Player, Years	FT Pct
1.	J.J. Redick, 2003-06	.912 (662-of-726)
2.	Trajan Langdon, 1995-99	.862 (386-of-448)
3.	Jon Scheyer, 2006-10	.861 (608-of-706)
4.	Tom Emma, 1980-83	.843 (214-of-254)
5.	Seth Curry, 2011-p.	.834 (261-of-313)

ACC / NCAA Statistical Rankings

Team	ACC Rank	NCAA Rank
W-L Percentage	.857 2nd	5th
Scoring Offense	78.5 1st	85h
Scoring Defense	65.1 6th	138th
Scoring Margin	13.4 1st	13th
FG Pct.	.474 .474	2nd
Opp. FG Pct.	.418 .418	139th
3-Pt. Pct.	.411 1st	4th
3-Pt. FGs Per Game	7.7 1st	44th
Opp. 3-Pt. Pct.	.295 1st	16th
FT Pct.	.728 .728	57th
Rebound Margin	-0.8 8th	214th
Assists	15.0 3rd	46th
Assist/Turnover Ratio	1.36 2nd	20th
Blocked Shots	4.0 T-9th	113th
Steals	6.8 3rd	171st
Turnovers Per Game	11.0 1st	17th
Turnover Margin	3.8 1st	12th

Individual

Scoring	ACC Rank	NCAA Rank
Seth Curry	17.3 T-2nd	74th
Mason Plumlee	17.3 T-2nd	75th
Quinn Cook	12.4 T-21st	-
Rasheed Sulaimon	12.1 T-25th	-

Field Goal Percentage

Mason Plumlee	.592 2nd	7th
Seth Curry	.462 9th	146th

Rebounding

Mason Plumlee	10.5 2nd	8th
---------------	----------	-----

Double-Doubles

Mason Plumlee	16 T-1st	5th
---------------	----------	-----

Defensive Rebounds

Mason Plumlee	7.6 1st	T-4th
---------------	---------	-------

Offensive Rebounds

Mason Plumlee	2.9 5th	91st
---------------	---------	------

FT Percentage

Seth Curry	82.7 3rd	83rd
------------	----------	------

3PT FG Made

Seth Curry	2.7 2nd	40th
------------	---------	------

3PT Percentage

Seth Curry	44.0 3rd	17th
------------	----------	------

Assists

Quinn Cook	5.4 2nd	37th
------------	---------	------

Assist-to-Turnover Ratio

Quinn Cook	2.3 2nd	43rd
------------	---------	------

Steals

Quinn Cook	1.6 4th	154th
Tyler Thornton	1.4 T-7th	-

Blocked Shots

Mason Plumlee	1.6 5th	105th
---------------	---------	-------

Minutes

Mason Plumlee	34.6 4th	-
Quinn Cook	33.4 9th	-

*NCAA rankings through games on Feb. 28
ACC rankings through games on Feb. 28*

2012-13 Honors & Awards

Team

- Battle 4 Atlantis Champions
- SI.com Team of the Week (Nov. 26-Dec. 2)
- ESPN Pick 'n' Roll Team of the Week (Nov. 26)
- Dickie V Team of the Week (Nov. 26)

Quinn Cook

- Bob Cousy Award Finalist
- ACC Co-Player of the Week (Nov. 26)
- ESPN Pick 'n' Roll Starting Five (Nov. 26)
- Battle 4 Atlantis Most Valuable Player
- Battle 4 Atlantis All-Tournament Team

Seth Curry

- Wooden Award Midseason Top 25
- ACC Player of the Week (Dec. 31)

Ryan Kelly

- Weaver-James-Corrigan Honorary Award
- ACC Player of the Week (Jan. 7)

Mason Plumlee

- Capital One Academic All-America (first team)
- USBWA National Player of the Week
- ACC Player of the Week (Feb. 11)
- Oscar Robertson Trophy Midseason Watch List
- Capital One Academic All-District III
- Senior CLASS Finalist
- First Team Midseason All-America (Sporting News)
- Wooden Award Midseason Top 25
- ACC Co-Player of the Week (Dec. 3)
- ESPN.com Player of the Month (Nov.)
- Battle 4 Atlantis All-Tournament Team

Rasheed Sulaimon

- ACC Rookie of the Week (Dec. 3, Feb. 25)

Tyler Thornton

- Allstate NABC Good Hands Team

Mike Krzyzewski

- Amos Alonzo Stagg Coaching Award (US Sports Acad.)
- USA Basketball Co-Coach of the Year

ACC Player of the Week Accolades

• **Seth Curry**, (Dec. 31), **Mason Plumlee** (Dec. 3, Feb. 11), **Quinn Cook** (Nov. 23) and **Ryan Kelly** (Jan. 7) have each been named ACC Player of the Week this season, marking only the third time in ACC history that four different players from the same team have been named conference player of the week within a season.

Teams with Four ACC Players of the Week

Year	Players
2012-13	Cook, Curry, Kelly & Plumlee (Duke)
2000-01	Boozer, Dunleavy, James & Williams (Duke)
1975-76	Brown, Griffin, Peterson & Schellenberg (WF)

Post-Perimeter Tandem

- Seniors **Mason Plumlee** and **Seth Curry** combine to average 34.6 points per game while shooting 321-of-614 (.523) from the field.
- The duo has scored more than 50 points three times with 53 on Dec. 29 against Santa Clara (Curry 31 pts., Plumlee 22 pts.) 53 on Jan. 5 against Wake Forest (Plumlee 32 pts., Curry 21 pts.) and 51 on Feb. 7 against N.C. State
- Plumlee and Curry rank second in the ACC in combined scoring at 34.6 points per game. Erick Green and Jarrell Eddie of Virginia Tech are currently averaging 37.0 points per game.
- Curry leads Duke with 60 career double-figure scoring games, while Plumlee is second with 58.
- Curry ranks second in the ACC this season with 14 20+ point scoring games, while Plumlee is fourth with seven 20-point efforts.

ACC Scoring Duos (through Feb. 28)

Players (PPG), Team	Combined PPG
1. E. Green (24.9) & J. Eddie (12.1), Va. Tech	37.0
2. M. Plumlee (17.3) & S. Curry (17.3), Duke	34.6

Kelly Nears Return From Foot Injury

- Senior **Ryan Kelly**, sidelined since Jan. 8 with a right foot injury suffered in the win over Clemson, is nearing a return to the court for the Blue Devils. He started Duke's first 15 games, averaging 13.4 points, 5.4 rebounds and 1.8 blocks per game.
- Kelly ranked among the ACC leaders in scoring, rebounding, free throw percentage and blocks while shooting a team-high .521 (25-of-48) from three-point range prior to the injury.
- Kelly is among the winningest players in Duke history and owns a 105-13 (.890) record in his Duke career. He ranks third all-time at Duke in career winning percentage.
- In the first three games without Kelly, Duke went 1-2, averaged 70.7 points per game, gave up 77.0 points per game and shot .379 from the floor. In the last 10 games without Kelly, Duke is 8-2 while scoring 79.7 points per game, allowing 68.8 points per game and shooting .498 from the floor.
- Kelly is 146 points shy of joining the 1,000-point club and needs just eight more three-point field goals to become only the second Duke player 6-10 or taller to make 100 or more career threes. He would join **Danny Ferry** on that list.
- Kelly has scored 10+ points in 13 games this season and 40 times in his career. Duke is 39-1 when Kelly scores 10 or more points in a contest.

Wins & Winning Percentage

- **Ryan Kelly** ranks third at Duke in career winning percentage (minimum 100 games played). **Mason Plumlee** ranks just outside of the top 10 in career winning percentage at Duke.

Highest Winning Percentage at Duke (min 100 games played)

Rk	Name, Years	GP	W	L	Pct
1.	Shane Battier, 1998-01	146	131	15	.897
2.	Casey Sanders, 2000-03	124	111	13	.895
3.	Ryan Kelly, 2010-p.	118	105	13	.890
4.	Mike Dunleavy, 2000-02	104	92	12	.885
5.	Jason Williams, 2000-02	108	95	13	.880
6.	Carlos Boozer, 2000-02	101	88	13	.871
7.	Nate James, 1997-01	135	117	18	.867
8.	Nick Horvath, 2000-04	133	115	18	.865
9.	Chris Duhon, 2001-04	144	123	21	.854
10.	Chris Carrawell, 1997-00	136	116	20	.853

Cook Emerging at the Point for Blue Devils

- Sophomore **Quinn Cook** has emerged as one of the ACC's best point point guards in his second season. He is averaging 12.4 points, 5.4 assists, 3.8 rebounds and 1.6 steals per game.
- Cook is attempting to join **Dick Groat** (1952), **Jason Williams** (2000, 2001) and **Chris Duhon** (2004) as the only players in Duke history to average at least 10.0 points, 6.0 assists and 4.0 rebounds per game.
- A finalist for the Bob Cousy Award, Cook ranks second in the ACC in assists and assist-to-turnover ratio (2.3:1) and fourth in steals.
- Cook was named MVP at the Battle 4 Atlantis where he led Duke to wins over Minnesota, VCU and No. 2 Louisville. Cook averaged 13.7 points, 6.3 assists, 3.3 rebounds and 2.0 steals per game at the tournament.
- He was named ACC Co-Player of the Week following his efforts at the Battle 4 Atlantis as well.
- Cook has posted double-digit assists in two games this season, including a career-best 14 assists in a Jan. 5 win over Wake Forest.
- Against Clemson on Jan. 8, Cook totaled 27 points, five rebounds, five assists and four steals. It was the third time in school history that a Duke player posted at least 25 points, five rebounds, five assists and four steals in a game.
- Cook recorded 12 assists against Cornell on Dec. 19 for his first game with 10 or more assists.
- Cook has played 30 or more minutes in 22 contests. He ranks ninth in the ACC in minutes played at 33.4 mpg.

Plumlee & Cook Among Most Improved Scorers

- **Mason Plumlee** and **Quinn Cook** are among the ACC's most improved scorers this season.

ACC Scoring Average Improvements

Player	11-12	12-13	Diff.
1. Erick Green, Virginia Tech	15.6	24.9	9.3
2. Akil Mitchell, Virginia	4.1	12.8	8.7
3. James McAdoo, North Carolina	6.1	14.5	8.4
4. Quinn Cook, Duke	4.4	12.4	8.0
5. PJ Hairston, North Carolina	5.7	13.1	7.4
6. KJ McDaniels, Clemson	3.9	10.7	6.8
7. Alex Len, Maryland	6.0	12.3	6.3
8. Mason Plumlee, Duke	11.1	17.2	6.1
9. Shane Larkin, Miami	7.4	13.4	6.0
Joe Harris, Virginia	11.3	17.3	6.0

Jefferson & Hairston Step Up in Kelly's Absence

- Freshman **Amile Jefferson** and sophomore **Josh Hairston** have stepped up in place of injured starter **Ryan Kelly**. Since Kelly went down with a foot injury prior to the N.C. State game on Feb. 7, Jefferson and Hairston have averaged 10.4 points, 6.9 rebounds and 1.2 blocks while shooting .535 (53-of-99) from the floor.
- Prior to Kelly's injury, Jefferson averaged 3.1 points, 1.9 rebounds and 0.3 blocks per game and Hairston averaged 1.7 points, 2.1 rebounds and 0.1 blocks per game.
- Jefferson has scored in double figures five times during that 12-game span, including a career-best 14 points against Boston College Feb. 24. He scored in double figures just once over his first 14 games.
- Hairston has a pair of double figure scoring efforts in Kelly's absence, scoring 11 points against Maryland on Feb. 16 and again at Virginia Tech on Feb. 21.
- Hairston has also taken a team-high 16 charges this season.

Instant Impact in the Backcourt

- Freshman **Rasheed Sulaimon** is one of five Blue Devils scoring in double figures. He is tied for 25th in the ACC (tied for second among freshmen) at 12.1 points per game.
- Sulaimon has scored in double figures 19 times, including 10 times in league play.
- Sulaimon leads all ACC freshmen with 44 made three-pointers and is shooting 39.6 percent from beyond the arc.
- Sulaimon scored a season-best 27 points on 10-of-15 shooting in a Feb. 24 win over Boston College.
- Against Maryland on Jan. 26, Sulaimon hit a Duke freshman record-tying six three-pointers and finished with a career-high 25 points.
- Sulaimon scored 19 points in Duke's win over Florida Gulf Coast. He knocked down three three-pointers in the game and has made multiple treys in eight games this season.
- Sulaimon scored 17 second-half points in Duke's win over Ohio State after being held scoreless in the opening half of play. He was 7-of-10 from the field over the final 20 minutes to help Duke overcome a 10-point deficit.
- Sulaimon has been named ACC Rookie of the Week twice this season (Dec. 3 & Feb. 25).
- Sulaimon earned a start in his first career game, marking the third straight season Duke has started a freshman in the backcourt of the season opener. He is the ninth freshman guard (Dawkins, Amaker, Hurley, Langdon, J. Williams, Scheyer, Irving and Rivers) to start the season opener for **Mike Krzyzewski** at Duke.

Freshman Three-Point FGs - Duke

Rk	Player, Year	3PT FGs
1.	J.J. Redick, 2003	95
2.	Jason Williams, 2000	73
3.	Jon Scheyer, 2007	61
4.	Trajan Langdon, 1995	59
5.	Austin Rivers, 2012	58
6.	Kyle Singler, 2008	51
7.	Rasheed Sulaimon, 2013	44
	Chris Duhon, 2001	44

Thornton Brings Energy & Defense

- Duke junior point guard **Tyler Thornton** has been a key contributor to Duke's success this season. Thornton has appeared in all 28 games this season, drawing four starts while averaging 21.6 minutes per game. His 21.6 minutes per game is the highest average of any Duke player off the bench.
- The 6-1 sophomore is tied for seventh in the ACC in steals (1.4 spg.), while averaging 3.3 points, 2.2 rebounds and 2.5 assists per game.
- Thornton sparked Duke's comeback win over North Carolina on Feb. 13 with three consecutive made three-pointers. He finished the game with nine points and also had two offensive rebounds in the second half that led directly to five Duke points.
- Thornton, who recorded a career-best 10 assists against Delaware, has been Duke's first option off the bench 11 times.
- Thornton has played in all but three games during his three-year Duke career.
- Thornton was recently named to the Allstate NABC Good Hands Team for his community service involvement with the Read with the Blue Devils program, Duke Children's Hospital and SONS (Students Of New Success) program at CC Spaulding Elementary School.

Balanced Three-Point Shooting

- Duke has four players shooting .400 or better from three-point range – **Ryan Kelly** (.521, 25-of-48), **Seth Curry** (.440, 73-of-166) and **Quinn Cook** (.412, 47-of-114).
- The only other Duke team to have three players shoot .400 or better (minimum 25 made three-pointers) from long range was the 1991-92 NCAA Championship team.

Duke Teams with Three Players Shooting .400+ from 3pt (minimum 25 made three-pointers)

Year	Players
1991-92	Christian Laettner (.557, 54-of-97) Bobby Hurley (.421, 59-of-140) Thomas Hill (.407, 37-of-91)
2012-13	Ryan Kelly (.521, 25-of-48) Seth Curry (.440, 73-of-166) Quinn Cook (.412, 47-of-114)

Three-Point FG Streak Intact

- Duke has connected on at least one three-pointer in 829 consecutive games, the fourth-longest streak in the nation.

Consecutive Games with a 3PT FG (through Feb. 28)

Team	Games
UNLV	868
Vanderbilt	857
Kentucky	856
Duke	829
Western Kentucky	803
Arkansas	801

Duke Limiting Assists

- The Blue Devils have set a Coach K era record by limiting six opponents this season to under seven assists in a game. Duke is allowing just 9.2 assists per game with a season-low three assists allowed to Delaware and Clemson.
- The Blue Devils have allowed 10 or fewer assists in a game 18 times this season. Duke opponents are assisting on just 39.0 percent of their made field goals, compared to 54.8 percent by Duke.

Games Holding Opponent Under Seven Assists

Year	Games
2012-13	6
2009-10	5
Four times; last in 2011-12	4

Consecutive Games Allowing Less Than 10 Assists

Games	Dates
5	Jan. 16, 2005 - Jan. 30, 2005
5	March 14, 2009 - March 21, 2009
4	Dec. 29, 2012 - Jan. 8, 2013
4	Nov. 23, 2012 - Dec. 1, 2012
4	Dec. 29, 1986 - Jan. 5, 1987
4	Dec. 29, 2003 - Jan. 6, 2005
4	Dec. 17, 2008 - Jan. 4, 2009

Consecutive Games Allowing Less Than 7 Assists

Games	Dates
4	Nov. 23, 2012 - Dec. 1, 2012
3	Jan. 26, 2005 - Jan. 22, 2005

Fewest Assists in a Four-Game Span

Assists	Dates
22	Nov. 23, 2012 - Dec. 1, 2012
24	Jan. 16, 2005 - Jan. 25, 2005
26	Dec. 17, 2008 - Jan. 4, 2009

Blue Devils in the NBA

- Duke ranks second among college teams with 19 former players currently on NBA rosters.
- Duke's 19 former players combine for a \$96,439,883 salary, most in the league. Duke players have led the NBA in combined salary in seven of the last nine seasons.

Blue Devils in the NBA

Player	Team
Shane Battier	Miami Heat
Elton Brand	Dallas Mavericks
Carlos Boozer	Chicago Bulls
Luol Deng	Chicago Bulls
Chris Duhon	Los Angeles Lakers
Mike Dunleavy	Milwaukee Bucks
Gerald Henderson	Charlotte Bobcats
Grant Hill	Los Angeles Clippers
Kyrie Irving	Cleveland Cavaliers
Dahntay Jones	Atlanta Hawks
Corey Maggette	Detroit Pistons
Josh McRoberts	Charlotte Bobcats
Miles Plumlee	Indiana Pacers
Shavlik Randolph	Boston Celtics
J.J. Redick	Milwaukee Bucks
Austin Rivers	New Orleans Hornets
Kyle Singler	Detroit Pistons
Nolan Smith	Portland Trail Blazers
Lance Thomas	New Orleans Hornets

Most Former Players in the NBA - By Coach

1.	Mike Krzyzewski	19
2.	John Calipari	15
	Roy Williams	15
4.	Jim Calhoun	12
5.	Rick Barnes	11

Most Former Players in the NBA - By School

1.	Duke	19
	Kentucky	19
3.	North Carolina	17
4.	Kansas	14
5.	Connecticut	12
	UCLA	12

Highest Combined NBA Salary - 2012-13 *

1.	Duke	\$96,439,883
2.	Connecticut	\$75,424,578
3.	Florida	\$61,998,530
4.	Kentucky	\$58,348,525
5.	UCLA	\$58,305,682

* salaries calculated as of start of the 2012-13 season

Krzyzewski's All-Star Game Connections

- Coach K coached 15 of the 2013 NBA All-Stars in either USA Basketball competition or at Duke, nine of which were starters. Among that group were Duke products **Luol Deng** and 2013 NBA Three-Point Shootout champion **Kyrie Irving**.

Duke in the NBA Update

- Every other Thursday, GoDuke.com provides a recap of how its 18 former players are faring in the NBA. The recap features statistics and highlights from each player's week.

Duke Career Scoring Leaders

Rk	Name, Years	Pts
1.	J.J. Redick, 2003-06	2,769
2.	Johnny Dawkins, 1983-86	2,556
3.	Christian Laettner, 1989-92	2,460
4.	Kyle Singler, 2008-11	2,392
5.	Mike Gminski, 1977-80	2,323
6.	Danny Ferry, 1986-89	2,155
7.	Mark Alarie, 1983-86	2,136
8.	Gene Banks, 1978-81	2,079
	Jason Williams, 2000-02	2,079
10.	Jon Scheyer, 2007-10	2,077
11.	Jim Spanarkel, 1976-79	2,012
12.	Art Heyman, 1961-63	1,984
	Shane Battier, 1998-01	1,984
14.	Trajan Langdon, 1995-99	1,974
15.	Shelden Williams, 2003-06	1,928
16.	Grant Hill, 1991-94	1,924
17.	Nolan Smith, 2008-11	1,911
18.	Dick Groat, 1950-52	1,886
19.	Jeff Mullins, 1962-64	1,884
20.	Bob Verga, 1965-67	1,758
21.	Bobby Hurley, 1990-93	1,731
22.	Randy Denton, 1969-71	1,658
23.	Ronnie Mayer, 1953-56	1,647
24.	Cherokee Parks, 1992-95	1,643
25.	Jeff Capel, 1994-97	1,601
26.	Daniel Ewing, 2002-05	1,595
27.	Thomas Hill, 1990-93	1,594
28.	David Henderson, 1983-86	1,570
29.	Carlos Boozer, 2000-02	1,506
30.	Vince Taylor, 1979-82	1,455
	Chris Carrawell, 1996-00	1,455
32.	Mike Lewis, 1966-68	1,417
33.	Phil Henderson, 1987-90	1,397
34.	Mike Dunleavy, 2000-02	1,371
35.	Joe Belmont, 1953-56	1,338
36.	DeMarcus Nelson, 2004-08	1,336
37.	Tate Armstrong, 1974-77	1,304
38.	Robert Brickey, 1987-90	1,299
39.	Jack Marin, 1964-66	1,275
40.	Chris Duhon, 2001-04	1,268
41.	Gerald Henderson, 2007-09	1,262
42.	Mason Plumlee, 2010-p.	1,252
43.	Seth Curry, 2010-p.	1,248
44.	Bernie Janicki, 1952-54	1,247
45.	Greg Paulus, 2006-08	1,193
46.	Tommy Amaker, 1984-87	1,168
47.	Carroll Youngkin, 1959-61	1,154
48.	Chris Redding, 1972-74	1,141
49.	Bob Fleischer, 1973-75	1,139
50.	Alaa Abdelnaby, 1987-90	1,137
51.	Willie Hodge, 1973-76	1,117
52.	Nate James, 1997-01	1,116
53.	Howard Hurt, 1959-61	1,095
	Kevin Strickland, 1985-88	1,095
55.	Chris Collins, 1993-96	1,091
56.	Jay Bilas, 1983-86	1,062
57.	Kenny Dennard, 1978-81	1,057
58.	Rudy D'Emilio, 1952-54	1,028
59.	Ricky Price, 1995-98	1,026
60.	Chip Engelland, 1980-83	1,025
61.	Antonio Lang, 1991-94	1,012
62.	Rick Katherman, 1969-71	1,005

Duke in Elite Victory Club

- Duke, in its 108th season of basketball in 2012-13, has compiled a 1,995-838 record to rank fourth all-time in victories.
- Duke is five wins shy of joining Kentucky (2,111), Kansas (2,094) and North Carolina (2,085) as the only schools with 2,000 wins all-time.

Cameron Indoor Stadium

- Duke has posted a 798-153 record in Cameron, including a 440-58 mark under Coach K.
- The Blue Devils have 16 undefeated home seasons, including nine under Coach K.
- Duke has won 231 of its last 234 non-conference games at home.
- The Blue Devils have won 247 of their last 265 games in Cameron.

Selling Out

- The Blue Devils have sold out 353 consecutive games at Cameron Indoor Stadium. The last time Duke did not have a sellout at home was Nov. 16, 1990 against Boston College.
- Duke has played in front of a capacity crowd 19 times this season.

Duke on the Road

- Duke has a 246-70 record outside of Cameron Indoor Stadium since the 1997-98 season.
- The Blue Devils are 135-25 in neutral settings and 109-45 in road games played since 1998.
- In ACC play, Duke is 124-42 away from home since 1997-98.

Vs. Ranked Opponents

- Duke is 187-126 vs. ranked teams under Coach K with a 100-46 mark since the 1997-98 season.
- Duke is 55-30 against ranked ACC teams and 45-16 vs. ranked non-league foes since the 1997-98 season.
- Duke has won 37 of its last 56 games when both teams have been ranked in the top 10.
- Duke is 22-12 under Coach K when both teams are ranked in the top five.

Vs. Unranked Opponents

- Since 1997-98, the Blue Devils are 194-6 at home vs. unranked foes and 181-33 on the road or at neutral sites.
- Under **Mike Krzyzewski**, Duke is 689-109 vs. unranked competition, including a 375-39 record since the 1997-98 season.
- During the past 13 seasons, Duke is 183-27 vs. unranked ACC teams and 192-12 vs. unranked non-conference opponents.

No. 1 Notes Under Coach K

- Duke has been ranked No. 1 five weeks this season. Of the 103 recruited scholarship players to play at Duke under **Mike Krzyzewski**, 95 have been on a team that was ranked No. 1 in the AP Poll for at least one week.
- The last Duke recruiting class to not achieve a No. 1 ranking in the AP poll was the three-man class of Todd Anderson, Jay Bryan and Danny Meagher (1982-85). Those three played as the No. 2 team in the country for nine consecutive weeks during their senior season in 1984-85. Since that class graduated, every one of Coach K's recruiting classes has played as the No. 1 team in the nation for at least one week.

Non-Conference Home Win Streak

- Duke has won a school-record 101 straight non-conference home games, the longest current streak in the NCAA. The last home loss against a non-conference opponent for the Blue Devils was Feb. 26, 2000 against St. John's, 83-82.
- The Blue Devils have won 94 straight home games against unranked non-conference foes.
- Duke won 95 consecutive non-conference home games from Feb. 2, 1983 to Dec. 2, 1995.

Vs. Non-ACC Opponents

- Duke is 475-73 vs. non-conference opponents under **Mike Krzyzewski**, including a 246-11 mark in home games.
- In neutral settings, Duke is 166-42 vs. non-league foes. Duke is 63-20 on the road under Coach K in non-conference tilts.

Wins Over Top-Five Teams

- Duke is 3-0 against teams ranked in the top 5 of the AP poll.
- Duke has wins over No. 2 Louisville, No. 3 Kentucky and No. 4 Ohio State, marking the fifth time in school history (also accomplished in 1965-66, 1985-86, 1990-91 & 1998-99) the Blue Devils have posted three or more wins over top-5 teams. Vic Bubas' 1965-66 team and the 1985-86 NCAA runner-up squad recorded four wins over top-5 opponents.
- Duke recorded three wins over top-five teams (Kentucky, Louisville & Ohio State) in a 16-day span from Nov. 13-28. During the 1965-66 season, Duke topped No. 1 UCLA (twice) and No. 3 Michigan in a 12-day span from Dec. 10-21.
- According to AP research, Duke is the first team to register three wins over top-5 opponents before the start of December.
- With wins over No. 2 Louisville and No. 4 Ohio State in consecutive games, Duke became the first team since Ball State in 2001 to record back-to-back wins over AP top-5 teams
- Duke won back-to-back games against AP top-5 opponents for the second time in school history with wins over No. 2 Louisville and No. 4 Ohio State. Duke also won back-to-back wins over No. 1 UCLA on Dec. 9, 1965 and Dec. 10, 1965.

More on Wins over Top-5 Teams

- Duke is on a four-game win streak over top-5 teams with wins over No. 2 Louisville, No. 3 Kentucky and No. 4 Ohio State this season as well as last year's 85-84 win over No. 5 North Carolina. The four-game win streak is tied for the fourth-longest in program history.
- Duke won six consecutive games over top-5 teams Jan. 19, 1991 to Dec. 5, 1992 and also had four-game streaks from Dec. 10, 1965-March 11, 1966 and from Dec. 3, 2003-Feb. 20.
- With three wins over non-conference top-5 teams, the 2012-13 Blue Devils join Duke's 1965-66 team as the only units to accomplish that feat.
- Duke has won five of its last six games over teams ranked in the top 5 of the AP poll.

National Exposure

- Duke will play at least 27 games on national television (ESPN networks, CBS & NBC Sports) this season.
- All 31 regular season Duke games will be televised with the Blue Devils also appearing on AXS.tv, the ACC Network and Regional Sports Networks this season.

Running with the Devils

- Duke reeled off a 30-0 run over a 7:25 span in the win over Florida Gulf Coast, marking the most consecutive points scored in a game by Duke.
- Duke went on a 23-0 run to close the first half and turn a 30-29 deficit into a 52-30 lead at intermission. **Ryan Kelly** (10) and **Mason Plumlee** (7) combined for 17 of Duke's points in that span.
- The Blue Devils also recorded a 23-0 run in their Dec. 19 win over Cornell.

Duke - Consecutive Points Scored

30	vs. Florida Gulf Coast (11/18/2012)
26	vs. Clemson (2/20/1999)
25	vs. Michigan (12/9/2000)
23	vs. Cornell (12/19/2012)
23	vs. Virginia (1/13/2001)
22	vs. Tulane (12/30/1950)

ACC Dominance

- Duke has dominated the ACC regular season like no other program since 1997. The Blue Devils have won 215 league games and eight regular season ACC championships in that span.
- Duke has won 10 or more regular season ACC contests in 15 of the past 16 seasons. The Blue Devils have won at least 12 league games 12 times in that span.
- Duke has also dominated ACC Tournament play with 10 tournament crowns in the past 14 seasons. The Blue Devils captured a league-record five straight ACC titles from 1999-2003.

ACC Composite Standings - 1997-2013 (through Feb. 28)

Team	W	L	Pct.
Duke	215	56	.793
North Carolina	181	89	.670
Maryland	159	112	.587
Wake Forest	129	142	.476
Miami	59	68	.465
Boston College	57	69	.452
Virginia Tech	64	79	.447
Florida State	117	153	.433
N.C. State	115	156	.424
Virginia	113	158	.417
Clemson	108	163	.399
Georgia Tech	101	169	.374

ACC Tournament Records (1998-2012)

Team	W	L	Pct.
Duke	36	6	.857
North Carolina	24	12	.667
N.C. State	20	16	.555
Maryland	15	15	.500
Miami	7	8	.467
Virginia Tech	6	8	.429
Florida State	11	15	.423
Boston College	5	7	.417
Georgia Tech	9	16	.360
Wake Forest	7	16	.304
Clemson	6	16	.273
Virginia	4	16	.200

Plumlee & Curry Wooden Award Top 25

- Seniors **Mason Plumlee** and **Seth Curry** were named to the John R. Wooden Player of the Year Award Midseason Top 25. Duke was one of only three schools (Kansas, Missouri) to place two players on the list.
- Duke has won five Wooden Awards, the most of any school. Past winners of the Wooden Award include Christian Laettner (1992), Elton Brand (1999), Shane Battier (2001), Jason Williams (2002) and J.J. Redick (2006).

Plumlee Named Academic All-America

- For the second straight year, **Mason Plumlee** was named to the Capital One Academic All-America first team.
- Plumlee is the 11th Blue Devil to earn Academic All-America recognition (18 honors). Coach K has now mentored eight Academic All-America honorees, including four first-team selections. Mike Gminski (1978 and 1979), Jim Spanarkel (1978 and 1979) and Shane Battier (2000 and 2001) join Plumlee as Duke's two-time first-team Academic All-America selections.

Duke Inks Two During Early Signing Period

- Duke received national letters of intent from two top-50 prospects with the signing of shooting guard **Matt Jones** and small forward **Semi Ojeleye**.
- Jones, a 6-4, 180-pound guard from DeSoto High School in DeSoto, Texas, is ranked as a top 10 shooting guard by ESPN, Rivals and Scout. Overall, ESPN ranks him as the No. 36 overall prospect, Rivals ranks him 35th overall, and Scout ranks him 30th overall. He plays for Texas powerhouse DeSoto, which enters the 2012-13 season ranked No. 2 in the Texas Coaches 5A Preseason Rankings. As a junior, Jones averaged 19.4 points, 2.3 rebounds and 1.6 steals per game. With Jones leading the way, DeSoto has strung together three consecutive 30-win seasons, including a 33-6 record in 2011-12 and an appearance in the Region 2 Final. Jones also played for the Texas Titans and averaged a team-high 17.0 points per game to lead the group to a 15-5 record in the Nike Elite Youth Basketball League and qualify for the Nike Peach Jam. Jones is the younger brother of Jordan Jones, a McDonald's All-American and freshman guard on the Texas A&M women's basketball team.
- Ojeleye, a 6-6, 220-pound product of Ottawa High School in Ottawa, Kansas, is ranked as the No. 10 small forward in the class of 2013 by ESPN and No. 8 at his position by both Rivals.com and Scout.com. Overall, he is the No. 41 prospect in ESPN's ranking, No. 30 by Rivals.com and No. 25 by Scout.com. With Ojeleye leading the way, Ottawa reached the Kansas 4A State Championship game last season and got 32 points from Ojeleye in a 56-52 loss to Basehor-Linwood. Ojeleye averaged 32.5 points per game as a junior while playing all five positions for Ottawa. Ojeleye also played for MoKan Elite, leading the team to the U17 Kansas City Classic title and an appearance in the semifinals of the Nike Elite Youth Basketball Peach Jam. Ojeleye's older brother, Victor, played for Kansas State from 2008-12 and was a team captain.

Tournament Victories Under Krzyzewski

- Duke has had a high level of success in tournaments under Coach K, winning 16 regular-season, 13 ACC and four NCAA Tournaments for a total of 33 tournament championships during his 33-year tenure.
- The Blue Devils own a 75-15 record in regular-season tournaments with 23 consecutive regular-season tournament victories. Duke has won six consecutive in-season tournaments since 2007, including the 2012 Battle 4 Atlantis.

Duke Tournament Records Under Krzyzewski

Tournament	W	L	Pct.	Titles
ACC Tournament	53	18	.746	13
NCAA Tournament	79	24	.767	4
In-Season Tournaments	75	15	.833	16
TOTAL	207	57	.784	33

Duke Wins Close Games

- Duke is 5-1 this season in games that are within one possession within the final three minutes of play. Duke has defeated No. 2 Louisville (76-71), No. 3 Kentucky (75-68), No. 4 Ohio State (73-68), Wake Forest (75-70) and Boston College (62-61) in those games while losing in the final three seconds at Maryland (81-83).
- Four of those five wins have come on the road or at neutral sites.
- Against Kentucky in the Georgia Dome in Atlanta, Ga., Duke led 64-61 and rode six points from **Seth Curry** in the final three minutes to win 76-68.
- Against Louisville at the Battle 4 Atlantis, Duke led 68-66 with 1:25 remaining before **Quinn Cook** scored eight points the rest of the way to hold on for a 76-71 win.
- Against Ohio State in Cameron, the Buckeyes came back to within two points at 66-64 with 29 seconds remaining, but Cook hit six straight free throws to secure the 73-68 win. Cook scored eight points in the final three minutes that day.
- Against Wake Forest in Winston-Salem, N.C., Curry put Duke ahead 69-66 with a three-pointer at the 3:01 mark and **Mason Plumlee** came through with a layup at the 1:15 mark to put Duke ahead 71-68. **Rasheed Sulaimon** would hit a jumper 46 seconds later to make it a two-possession game in the eventual 75-70 victory.
- Against Boston College on the road, Duke trailed 61-56 with 2:15 remaining before **Quinn Cook** hit a three-pointer and **Mason Plumlee** made three of his last four free throws to put Duke ahead.

Seniors Equal Success for Blue Devils

- **Mike Krzyzewski** has had great success with senior-laden teams throughout his career. The Blue Devils have five seniors on the 2012-13 roster with three as regulars in the starting lineup.
- Seniors **Seth Curry** and **Mason Plumlee** combine to average 34.5 points this season, while fellow senior **Ryan Kelly** averaged 13.4 points and 5.4 rebounds before succumbing to a foot injury prior to the Jan. 12 game versus N.C. State.
- Curry, Kelly and Plumlee combined to score at least 40 points in 13 of 14 games in which they all played prior to Kelly's injury.

Year	Record / NCAA Result
1986	37-3 / NCAA Championship runner-up Mark Alarie, Jay Bilas, Johnny Dawkins, David Henderson
1989	28-8 / Final Four Danny Ferry, John Smith, Quin Snyder
1990	29-9 / NCAA Championship runner-up Alaa Abdelnaby, Robert Brickey, Phil Henderson
1994	28-6 / NCAA Championship runner-up Marty Clark, Grant Hill, Antonio Lang
2006	32-4 / Sweet 16 Sean Dockery, Lee Melchionni, J.J. Redick, Sheldon Williams
2010	35-5 / NCAA Champions Jon Scheyer, Lance Thomas, Brian Zoubek

Mike Krzyzewski

Head Coach • Army '69 • 38th season (33rd season at Duke)

951-295 overall • 878-236 at Duke

Winning seasons, superb graduation rates for his players and a basketball team that is as close as family are all attributes that reflect on the man who is in his 33rd year as the head coach of the Duke Blue Devils, Hall of Famer **Mike Krzyzewski**.

Coach K became the winningest coach in NCAA Division I history, passing his mentor Bob Knight, with a 74-69 win over Michigan State on Nov. 15, 2011. Krzyzewski now has 951 career wins, while also ranking third in wins at one school (878), second in career ACC wins (399) and first in NCAA Tournament victories (79). He owns a 951-295 career record while attaining an 878-236 mark at Duke.

Krzyzewski's record as Duke's all-time winningest coach offers further evidence of his success: 878 total wins; 503 weeks ranked in the top 25; 442 weeks ranked in the top 10; 109 weeks ranked No. 1; 11 Final Four berths in the last 27 years, including five straight appearances from 1988-92; 29 seasons with at least 20 wins; 12 regular season ACC crowns and 13 Atlantic Coast Conference Tournament titles, including 10 of the last 14 years (a record five in succession from 1999-2003). Coach K has also led the Blue Devils to an NCAA-best 12 seasons with 30 or more wins.

But most impressive are the four National Championships (1991, 1992, 2001 and 2010) that make Coach K one of only three coaches in NCAA history to earn four or more NCAA titles. In addition to Krzyzewski, only John Wooden (10), and Adolph Rupp (4) have accomplished that feat. With back-to-back national championships in 1991 and 1992, Coach K became the first coach since Wooden in 1972-73 to earn consecutive NCAA crowns. The Blue Devils grabbed their third title in 2001 with an 82-72 win over Arizona in Minneapolis, Minn. Duke defeated Butler, 61-59, in the 2010 championship game in Indianapolis, Ind. to give Krzyzewski his fourth NCAA Championship.

Krzyzewski and the Blue Devils have been a fixture on the national basketball scene with 17 consecutive NCAA Tournament berths from 1996-2012 and 28 in the last 29 years. Overall, he has taken his program to postseason play in 29 of his 32 years and is the winningest active coach in NCAA Tournament play with a stunning 79-24 record for a .767 winning percentage. He also ranks first in NCAA Tournament history in wins (79) and games (103).

From 1999-2002, Duke finished number one in the nation in the final Associated Press poll for a record four consecutive seasons. In 2003-04, the Blue Devils reached the nation's top spot in the AP poll, marking the seventh straight year they had been number one (only UCLA's string of 12 consecutive years reaching No. 1 from 1964-75 was longer).

Krzyzewski has mentored seven National Players of the Year (nine selections), 25 All-Americans (39 selections), eight ACC Players of the Year (10 selections) and 78 All-ACC selections during his tenure at Duke. In the past 14 years, four different Blue Devils — **Elton Brand**, **Shane Battier**, **Jason Williams** (twice) and **J.J. Redick** (twice) — have earned National Player of the Year honors.

Coach K has coached 45 NBA Draft picks, including a record 25 first round selections. An NCAA-best 17 Blue Devils have been NBA Lottery picks with Elton Brand (1999) and Kyrie Irving (2011) being taken No. 1 overall in their respective drafts.

Krzyzewski earned his 900th career victory on March 20, 2011 with a 73-71 win over Michigan in the third round of the NCAA Tournament. On March 1, 2008, Krzyzewski became the sixth coach in Division I history to reach 800 wins with an 87-86 victory at N.C. State. Coach K became just the fifth coach in NCAA history to record 800 wins at one school with a win over Kansas State on Nov. 23, 2010. On Nov. 17, 2000, Krzyzewski earned his 500th win at Duke with a 98-85 triumph over Villanova. That night, the fabled floor of Cameron Indoor Stadium was dedicated as Coach K Court. On Feb. 13, 2010, Krzyzewski became the eighth coach in Division I history to coach 1,000 games at one school.

In all, Coach K has been named the National Coach of the Year 12 times in eight different seasons, including *Basketball Times*, UPI and Chevrolet (1986), Naismith (1989), the NABC (1991), *The Sporting News* and Naismith (1992), *Basketball Times* (1997), the NABC and Naismith (1999), Chevrolet (2000) and the Victor Awards (2001). He was named Coach of the Decade for the 1990s by the NABC and was the second recipient of the John R. Wooden Legends of Coaching Award. On October 5, 2001, Coach K was presented by his college coach Bob Knight as one of three members of the Naismith Memorial Basketball Hall of Fame class of 2001.

Krzyzewski was named *Sports Illustrated* Sportsman of the Year on Dec. 5, 2011. In 1992, *The Sporting News* named him the Sportsman of the Year, becoming the first college coach to win the honor. Krzyzewski also received another prestigious honor in 2001 as he was named "America's Best Coach" by *Time* magazine and CNN.

On the court, Coach K has averaged more than 25 wins a season during his career at Duke. The Blue Devils have won at least 30 games in 11 of the past 22 seasons. He directed his teams to nine straight trips to the NCAA Sweet 16 from 1998-2006, as well as joining Wooden as the only coach to guide a team to the Final Four five consecutive years.

Krzyzewski added to his already impressive list of accomplishments on Oct. 26, 2005 when he was named head coach of the USA Basketball Men's Senior National Team program for 2006-2008. With Krzyzewski at the helm, Team USA won the gold medal at the 2008 Beijing Summer Olympics with a 118-107 victory over Spain. In the summer of 2007, he guided the USA squad to a gold medal victory and an unblemished 10-0 record in the FIBA Americas Championship. Krzyzewski has been honored by USA Basketball as the National Coach of the Year four times.

On July 21, 2009, he resumed his role as head coach of the USA Basketball Men's Senior National Team through 2012. Coach K guided Team USA to a 9-0 record and gold medal at the 2010 FIBA World Championships.

Krzyzewski guided Team USA to an 8-0 and a gold medal at the 2012 London Olympics to become the first coach since Henry Iba (1964 & 1968) to lead the program to back-to-back Olympic gold medals. Coach K posted a 62-1 record as head coach of Team USA, including 50 straight wins to close out his tenure leading the program.

Coach K's Record at Duke

Year	Overall	ACC	Notes
1981	17-13	6-8 (15th)	NIT Quarterfinals
1982	10-17	4-10 (16th)	—
1983	11-17	3-11 (7th)	—
1984	24-10	7-7 (13rd)	NCAA Tournament
1985	23-8	8-6 (14th)	NCAA Tournament
1986	37-3	12-2 (1st)	NCAA Final Four (runnerup)
1987	24-9	9-5 (3rd)	NCAA Sweet Sixteen
1988	28-7	9-5 (3rd)	NCAA Final Four
1989	28-8	9-5 (12nd)	NCAA Final Four
1990	29-9	9-5 (2nd)	NCAA Final Four (runnerup)
1991	32-7	11-3 (1st)	NCAA Champion
1992	34-2	14-2 (1st)	NCAA Champion
1993	24-8	10-6 (13rd)	NCAA Tournament
1994	28-6	12-4 (1st)	NCAA Final Four (runnerup)
1995	9-3	0-1	out after back surgery
1996	18-13	8-8 (14th)	NCAA Tournament
1997	24-9	12-4 (1st)	NCAA Tournament
1998	32-4	15-1 (1st)	NCAA Elite Eight
1999	37-2	16-0 (1st)	NCAA Final Four (runnerup)
2000	29-5	15-1 (1st)	NCAA Sweet Sixteen
2001	35-4	13-3 (1st)	NCAA Champion
2002	31-4	13-3 (2nd)	NCAA Sweet Sixteen
2003	26-7	11-5 (3rd)	NCAA Sweet Sixteen
2004	31-6	13-3 (1st)	NCAA Final Four
2005	27-6	11-5 (3rd)	NCAA Sweet Sixteen
2006	32-4	14-2 (1st)	NCAA Sweet Sixteen
2007	22-11	8-8 (16th)	NCAA Tournament
2008	28-6	13-3 (2nd)	NCAA Tournament
2009	30-7	11-5 (2nd)	NCAA Sweet Sixteen
2010	35-5	13-3 (1st)	NCAA Champion
2011	32-5	13-3 (2nd)	NCAA Sweet Sixteen
2012	27-7	13-3 (2nd)	NCAA Tournament
2013	24-4	11-4	-

Career Record: 951-295 (38th season)

Record at Duke: 878-236 (33rd season)

ACC Record: 399-162 (regular season & tournament games)

Coaching Accomplishments

- Named head coach of the USA Basketball Senior National Team on July 21, 2009
- USA Basketball National Coach of the Year (2010, 2008, 2007, 2006)
- Led Team USA to its second straight gold medal at the 2012 Olympics in London, England
- Directed Team USA to a 9-0 record and gold medal at the 2010 FIBA World Championship in Istanbul, Turkey
- Led Team USA to an 8-0 record and the gold medal at the 2008 Beijing Olympics
- Guided the USA Basketball Senior National Team to a gold medal in the 2007 FIBA Americas Championship
- Named head coach of the USA Basketball Senior National Team on Sept. 26, 2005
- Naismith Memorial Basketball Hall of Fame - 2001
- America's Best Coach (*Time*(CNN)) - 2001
- National Coach of the Year - 12 times, eight seasons (1986, 1989, 1991, 1992, 1997, 1999, 2000, 2001)
- John R. Wooden Legends of Coaching Award - 2000
- NCAA Champions - four times (1991, 1992, 2001, 2010)
- ACC Regular Season Champions - 12 times (1986, 1991, 1992, 1994, 1997, 1998, 1999, 2000, 2001, 2004, 2006, 2010)
- ACC Tournament Champions - 13 times (1986, 1988, 1992, 1999, 2000, 2001, 2002, 2003, 2005, 2006, 2009, 2010, 2011)
- Seven National Players of the Year
- Six National Defensive Players of the Year
- 10 ACC Players of the Year (eight different players)
- Number one national ranking in 16 different seasons (109 weeks overall; AP poll only)
- NABC District Coach of the Year - six times (1984, 1992, 1994, 1999, 2000, 2010)
- ACC Coach of the Year - five times (1984, 1986, 1997, 1999, 2000)
- NABC Coach of the Decade (1990s)
- Floor at Cameron Indoor Stadium dedicated Coach K Court on Nov. 17, 2000
- Assistant Coach - USA Olympic "Dream Team" - 1992
- President of NABC - 1998-99
- NCAA Appointed Basketball Issues Committee - 2000

Coach K's Milestone Wins

No.	Opponent (Date)	Score
1	vs. Lehigh (11/28/75)	56-29
100	vs. Clemson (2/24/1982)	73-72 (3OT)
200	vs. Alabama (12/13/1986)	76-67
300	vs. Richmond (3/16/1990)	81-46
400	at Iowa (12/22/1993)	79-76
500	vs. North Carolina (2/28/1998)	77-75
600	vs. North Carolina (3/11/2001)	82-80
700	vs. Toledo (12/12/2004)	82-54
800	at N.C. State (3/1/2008)	87-86
900	vs. Michigan (3/20/2011)	73-71
903	vs. Michigan State (11/15/2011)	74-69

at Duke

1	vs. Stetson (11/29/1980)	67-49
100	at St. Joseph's (1/13/1986)	87-66
200	vs. West Virginia (3/18/1989)	70-63
300	vs. Northeastern (12/7/1992)	103-72
400	vs. Murray State (3/14/1997)	71-68
500	vs. Villanova (11/17/2000)	98-85
600	at Clemson (1/3/2004)	73-54
700	vs. Georgia Tech (2/18/2007)	71-62
800	vs. Kansas State (11/23/2010)	82-68

Duke Basketball in the Polls

Charting Duke in the Polls (AP Only)	
Total Polls Ranked	693
Top 10 Rankings	582
Longest Consecutive Polls Ranked	200 ¹
Current Streak	113
Years Ranked	
Total Years	52
Consecutive Years	30
Current Streak	30
Final Poll	
Total Polls	41
Top 10	32
High Rank	1 (seven times)
No. 1 Ranking	
Total Rankings	126
Most No. 1 Weeks in Succession	18
Weeks Ranked By Ranking	
First Ranked: Dec. 11, 1951 (No. 12)	
Last Ranked: Feb. 25, 2013 (No. 3)	
Rank	Weeks
No. 1	127
No. 2	69
No. 3	70
No. 4	33
No. 5	49
No. 6	63
No. 7	49
No. 8	49
No. 9	35
No. 10	38
No. 11	16
No. 12	13
No. 13	16
No. 14	13
No. 15	10
No. 16	11
No. 17	12
No. 18	8
No. 19	8
No. 20	5
No. 21	2
No. 22	—
No. 23	—
No. 24	—
No. 25	—
¹ - Duke was ranked in the top 25 of 200 consecutive AP polls from 1997 through 2007, the second-longest streak in college basketball history.	

The Duke basketball program has held a prominent spot in the national basketball scene since the beginning of the post-World War II era. The final national rankings are just one measuring stick in which the Blue Devils are among the elite in the history of the sport.

In the Coach K era, which began in 1980-81, Duke has finished in the Associated Press top 25 a total of 26 seasons, including seven times as the No. 1 team in the nation. With consecutive AP number one finishes from 1999-2002, Duke became the first school in college basketball history to be ranked at the top of the final AP poll for four straight years.

- Duke has been ranked No. 1 at some point in the season in 18 of the past 28 years (AP & USA Today polls).
- **Mike Krzyzewski** has spent more weeks ranked in the top 25 (503 weeks), top 10 (442) and No. 1 (109) than any other active coach (AP poll only).
- Duke has been ranked No. 1 in 96 weeks since 1990, the most by any school in the nation. The next closest school is North Carolina at 52 weeks during the same time period.
- Duke has been No. 1 109 weeks (216 games, 189-27) in the AP poll since 1986.
- Of the 1,114 games coached at Duke by **Mike Krzyzewski**, 973 of them have come as a ranked team (87.3 percent). Duke's record as a ranked team since 1981 is 801-172.
- Under Coach K, Duke has played more games as a No. 1 team (217) than it has as an unranked team (141).
- The Blue Devils were ranked in the top 25 of the AP poll in 380 consecutive games (Nov. 20, 1996-Feb. 11, 2007).
- Duke has been ranked No. 1 in the nation 127 weeks overall, the second-highest figure in NCAA history behind only UCLA (134).
- Duke finished in the top 10 for 10 consecutive seasons from 1997-2006 — second all-time behind UCLA (13 straight years - 1967-79).
- Duke's 1991-92 team is one of only 12 schools in college basketball history to be ranked No. 1 for the entire season.
- Duke has been ranked in 314 of the last 316 AP polls (dating back to the start of the 1996-97 season) The Blue Devils have been ranked in the top 10 for 289 weeks in that span.

No. 1 Blue Devils

- The Blue Devils have been ranked No. 1 in the AP Poll in 16 different seasons under **Mike Krzyzewski**.

Seasons Ranked No. 1	
Mike Krzyzewski	16
John Wooden	12
Roy Williams	11
Dean Smith	10

Final No. 1 Rankings

- Since 1986, Duke has claimed the No. 1 ranking in the final AP poll seven times. The Blue Devils finished the season ranked No. 1 in the AP poll for four consecutive seasons (1999-2002), an unprecedented feat in college basketball history.

End Of Season No. 1 Rankings	
Duke	7
North Carolina	3
UNLV	2
Kansas	2
Ohio State	2
Kentucky	2

Coach K at No. 1

- **Mike Krzyzewski** has coached in 216 games with his Blue Devils as the nation's No. 1 team (AP poll only), compiling a 189-28 (.871) record. Coach K's 217 games at No. 1 rank second all-time in NCAA history, as do his 190 victories:

Coach	No. of Games as No. 1 Team	Record (Pct.)
John Wooden	228	217-11 (.952)
Mike Krzyzewski	217	189-28 (.871)
Dean Smith	134	113-21 (.843)
Adolph Rupp	118	100-18 (.847)

More on No. 1 Rankings

- Since the 1997-98 season, Duke has been ranked No. 1 in the AP poll 72 weeks, 35 more than the next closest team. The Blue Devils reached the top ranking seven consecutive seasons from 1998-2004, becoming just the second program in NCAA history to accomplish that feat. UCLA holds the record with 12 consecutive seasons being ranked No. 1 at some point (1964-75). Duke finished the season ranked No. 1 in the AP poll for four consecutive seasons (1999-2002), an unprecedented feat in college basketball history

Top-ranked Teams (since 1997-98)	
	Weeks Ranked No. 1
Duke	72
North Carolina	37
Connecticut	27
Kansas	21
Arizona	18
Stanford	16
Illinois	15
Cincinnati	12
Florida	10
Kentucky	10
Ohio State	9
Indiana	9
Syracuse	7
UCLA	6
Memphis	5
Wake Forest	3
Pittsburgh	3
Louisville	2
Alabama	2
Michigan State	2
Texas	2
St. Joseph's	1
Wisconsin	1
Tennessee	1
Michigan	1

No. 1 Rankings (Since 1990)

• Duke has been ranked No. 1 a total of 96 weeks since 1990, 44 more weeks than the next closest school (North Carolina).

Weeks Ranked No. 1 (since 1990)	
Duke	96
North Carolina	52
Kansas	46
Connecticut	29
Arizona	18
UNLV	18
Stanford	16
Cincinnati	15
Illinois	15
Kentucky	15
Arkansas	11

ACC Schools at No. 1

• Duke has earned 127 No. 1 rankings all-time. The Blue Devils' 127 top rankings are 19 more than the next closest ACC school.

Weeks Ranked No. 1 (ACC schools only)	
Duke	127
North Carolina	108
N.C. State	13
Virginia	12
Wake Forest	3
Georgia Tech	1
Boston College	0
Clemson	0
Florida State	0
Maryland	0
Miami	0
Virginia Tech	0

Regular Season Poll Titles

School	AP	Coaches	Total Titles
Kentucky	9	7	16
Duke	7	8	15
UCLA	8	7	15
North Carolina	6	5	11
Indiana	3	5	8
Ohio State	4	2	6
DePaul	2	2	4
Houston	2	2	4
Michigan	2	2	4
San Francisco	2	2	4
UNLV	2	2	4
Kansas	2	2	4
Connecticut	1	2	3
Cincinnati	2	1	3
Arizona	1	1	2
Florida	0	2	2
Georgetown	1	1	2
Illinois	1	1	2
Indiana State	1	1	2
Kansas State	1	1	2
Massachusetts	1	1	2
N.C. State	1	1	2
Oklahoma	1	1	2
Stanford	1	1	2
Temple	1	1	2
West Virginia	1	1	2
Louisville	1	0	1
Arkansas	0	1	1
Bradley	1	0	1
California	0	1	1

Note: Duke is the only team to finish the regular season at No. 1 in the rankings four straight seasons. Each year from 1998-99 through 2001-02, the Blue Devils topped both the AP and coaches' polls at the end of the regular season.

Consecutive AP Polls Ranked

• Duke was ranked in the top 25 of 200 consecutive AP polls from 1997 through 2007, the second-longest streak in college basketball history. The Blue Devils also had a string of 143 consecutive weeks ranked from 1987 through beginning of the 1994-95 season.

All-Time Consecutive AP Polls Ranked	
Team	Consecutive AP Polls Ranked
UCLA	221
Duke	200
North Carolina	172
North Carolina	171
Marquette	166
Kentucky	164
Kansas	145
Duke	143

Consecutive Seasons Ranked No. 1

• Duke was ranked No. 1 in the AP Poll for seven straight seasons from 1998-2004, the second longest stretch in NCAA history.

Most Consecutive Seasons Ranked No. 1		
	Consecutive	
Team	Seasons	Years
UCLA	12	1964-75
Duke	7	1998-04
Kansas	5	1994-97
Duke	3	1992-94
North Carolina	3	1986-88
North Carolina	3	1982-84
North Carolina	3	1957-59

AP Top 10 Ranking Streak

• Duke has been ranked in the top 10 of the AP Poll an ACC-record 110 consecutive weeks.
• The last time Duke was not ranked in the top 10 was Nov. 19, 2007.

Consecutive Weeks Ranked in the AP Top 10 - ACC			
Team	Weeks	Span	
Duke	110	11/26/07 - present	
Duke	75	12/26/61 - 12/6/66	
Duke	69	1/22/91 - 12/26/94	
Maryland	68	11/25/72 - 3/2/76	
Duke	67	12/20/99 - 3/3/03	

Consecutive Weeks Ranked in the AP Top 10 - NCAA			
Team	Weeks	Span	
UCLA	155	11/15/66 - 1/20/76	
Duke	110	11/26/07 - present	
Kentucky	91	3/14/94 - 2/15/99	
Kansas	76	11/21/94 - 12/7/98	
Duke	75	12/26/61 - 12/6/66	
Duke	69	1/22/91 - 12/26/94	
Maryland	68	11/25/72 - 3/2/76	
Duke	67	12/20/99 - 3/3/03	
Marquette	66	2/17/70 - 2/26/74	
North Carolina	62	3/6/06 - 11/16/09	
North Carolina	62	2/26/85 - 1/10/89	

Duke In the Rankings

Date	AP	Coaches
Preseason	8	8
Nov. 12	8	8
Nov. 19	5	5
Nov. 26	2	2
Dec. 3	2	2
Dec. 10	2	2
Dec. 17	1	1
Dec. 24	1	1
Dec. 31	1	1
Jan. 7	1	1
Jan. 14	3	3
Jan. 21	1	1
Jan. 28	5	5
Feb. 4	4	4
Feb. 11	2	1
Feb. 18	6	6
Feb. 25	3	3


All-Time Record When Ranked

Rk	W-L	Pct.
1	214-33	.866
2	114-17	.870
3	110-23	.828
4	54-11	.831
5	74-24	.755
6	106-29	.785
7	78-21	.788
8	73-17	.811
9	52-14	.788
10	38-13	.745
11	18-9	.667
12	18-6	.750
13	28-4	.875
14	15-4	.789
15	16-5	.762
16	10-9	.526
17	15-8	.652
18	7-4	.636
19	6-7	.462
20	8-0	1.000
21	2-1	.667
22	0-0	—
23	0-0	—
24	0-0	—
25	0-0	—
Total	1,056-259	.803

All-Time Record vs. Ranked

Rk	W-L	Pct.
1	8-21	.276
2	14-24	.368
3	13-22	.371
4	11-18	.379
5	10-18	.357
6	15-8	.652
7	15-15	.500
8	9-16	.360
9	13-14	.481
10	9-7	.563
11	15-12	.555
12	12-5	.706
13	16-10	.615
14	18-8	.692
15	12-8	.600
16	9-6	.600
17	11-10	.524
18	10-8	.556
19	10-7	.588
20	10-10	.500
21	6-1	.857
22	5-3	.625
23	8-2	.800
24	6-2	.750
25	2-1	.667
Total	267-256	.511

2012-13 Radio / Television Roster



2

Quinn Cook
G • SO-1L • 6-1 • 175
Washington, D.C.




3

Tyler Thornton
G • JR-2L • 6-1 • 190
Washington, D.C.




5

Mason Plumlee
F • SR-3L • 6-10 • 235
Warsaw, Ind.




12

Alex Murphy
F • R-FR-1L • 6-8 • 220
Wakefield, R.I.




13

Rodney Hood
F • SO-TR • 6-8 • 210
Meridian, Miss.




14

Rasheed Sulaimon
G • FR-HS • 6-4 • 185
Houston, Texas




15

Josh Hairston
F • JR-2L • 6-7 • 240
Fredericksburg, Va.



20

Andre Dawkins
G • SR-3L • 6-4 • 215
Chesapeake, Va.



21

Amile Jefferson
F • FR-HS • 6-8 • 195
Philadelphia, Pa.




30

Seth Curry
G • SR-3L • 6-2 • 185
Charlotte, N.C.




34

Ryan Kelly
F • SR-3L • 6-11 • 230
Raleigh, N.C.



40

Marshall Plumlee
F • R-FR-1L • 6-11 • 235
Warsaw, Ind.



52

Todd Zafirovski
F • SR-3L • 6-9 • 245
Lake Forest, Ill.



Mike Krzyzewski
Head Coach
33rd Season at Duke

2012-13 Duke Basketball Roster

Alphabetical

NO	NAME	POS	HT	WT	CL-EXP	HOMETOWN (HIGH SCHOOL)
2	Quinn Cook	G	6-1	175	SO-1L	Washington, D.C. (Oak Hill Academy [Va.])
30	Seth Curry	G	6-2	185	SR-3L *	Charlotte, N.C. (Charlotte Christian)
20	Andre Dawkins	G	6-4	215	SR-3L	Chesapeake, Va. (Atlantic Shores Christian)
15	Josh Hairston	F	6-7	240	JR-2L	Fredericksburg, Va. (Montrose Christian [Md.])
13	Rodney Hood	F	6-8	210	SO-TR	Meridian, Miss. (Meridian)
21	Amile Jefferson	F	6-8	195	FR-HS	Philadelphia, Pa. (Friends Central School)
34	Ryan Kelly	F	6-11	230	SR-3L	Raleigh, N.C. (Ravenscroft)
12	Alex Murphy	F	6-8	220	R-FR-1L ^	Wakefield, R.I. (South Kingstown)
40	Marshall Plumlee	F	6-11	235	R-FR-1L ^	Warsaw, Ind. (Christ School [N.C.])
5	Mason Plumlee	F	6-10	235	SR-3L	Warsaw, Ind. (Christ School [N.C.])
14	Rasheed Sulaimon	G	6-4	185	FR-HS	Houston, Texas (Strake Jesuit College Prep)
3	Tyler Thornton	G	6-1	190	JR-2L	Washington, D.C. (Gonzaga)
52	Todd Zafirovski	F	6-9	245	SR-3L	Lake Forest, Ill. (Lake Forest Academy)

Numerical

NO	NAME	POS	HT	WT	CL-EXP	HOMETOWN (HIGH SCHOOL)
2	Quinn Cook	G	6-1	175	SO-1L	Washington, D.C. (Oak Hill Academy [Va.])
3	Tyler Thornton	G	6-1	190	JR-2L	Washington, D.C. (Gonzaga)
5	Mason Plumlee	F	6-10	235	SR-3L	Warsaw, Ind. (Christ School [N.C.])
12	Alex Murphy	F	6-8	220	R-FR-1L ^	Wakefield, R.I. (South Kingstown)
13	Rodney Hood	F	6-8	210	SO-TR	Meridian, Miss. (Meridian)
14	Rasheed Sulaimon	G	6-4	185	FR-HS	Houston, Texas (Strake Jesuit College Prep)
15	Josh Hairston	F	6-7	240	JR-2L	Fredericksburg, Va. (Montrose Christian [Md.])
20	Andre Dawkins	G	6-4	215	SR-3L	Chesapeake, Va. (Atlantic Shores Christian)
21	Amile Jefferson	F	6-8	195	FR-HS	Philadelphia, Pa. (Friends Central School)
30	Seth Curry	G	6-2	185	SR-3L *	Charlotte, N.C. (Charlotte Christian)
34	Ryan Kelly	F	6-11	230	SR-3L	Raleigh, N.C. (Ravenscroft)
40	Marshall Plumlee	F	6-11	235	R-FR-1L ^	Warsaw, Ind. (Christ School [N.C.])
52	Todd Zafirovski	F	6-9	245	SR-3L	Lake Forest, Ill. (Lake Forest Academy)

* lettered while sitting out as a transfer (Liberty) in 2009-10

^ lettered while sitting out as a redshirt in 2011-12

Duke Staff

Head Coach: Mike Krzyzewski (Army, '69)

Associate Head Coach: Steve Wojciechowski (Duke, '98)

Associate Head Coach: Chris Collins (Duke, '96)

Assistant Coach: Jeff Capel (Duke, '97)

Special Assistant: Nate James (Duke, '01)

Director of Basketball Operations: Pat Thompson (Duke, '11)

Pronunciations

AMILE Jefferson	a-meel
Mike KRZYZEWSKI	Sha-shef-skee
Rasheed SULAIMON	Sue-la-mon
Todd ZAFIROVSKI	Zaf-er-ov-skee

2012-13 Duke Boxscores

[8/8] Duke 74, Georgia State 55														[9/9] Duke 75, [3/3] Kentucky 68														[9/9] Duke 88, Florida Gulf Coast 67																																																																																																																																																																																																																																																																																																																																																																																																																																																																																																																																																																																																																																																																																																																																																																																																																																																																																																																																																																																																																																																																							
Game 1 • Nov. 9, 2012 • Durham, N.C.														Game 2 • Nov. 13, 2012 • Atlanta, Ga.														Game 3 • Nov. 18, 2012 • Durham, N.C.																																																																																																																																																																																																																																																																																																																																																																																																																																																																																																																																																																																																																																																																																																																																																																																																																																																																																																																																																																																																																																																																							
Ga. State	FG	3FG	FT	REB	PF	TP	A	TO	B	S	Min			Duke	FG	3FG	FT	REB	PF	TP	A	TO	B	S	Min			FGCU	FG	3FG	FT	REB	PF	TP	A	TO	B	S	Min																																																																																																																																																																																																																																																																																																																																																																																																																																																																																																																																																																																																																																																																																																																																																																																																																																																																																																																																																																																																																																																												
Atkins	f	2-9	0-1	1-2	2-0-2	1	5	0	4	0	1	33		Ma. Plumlee	f	7-8	0-0	4-4	0-3-3	5	18	3	5	2	1	29		McKnight	f	2-6	0-0	0-0	2-2-4	5	4	0	1	1	1	14																																																																																																																																																																																																																																																																																																																																																																																																																																																																																																																																																																																																																																																																																																																																																																																																																																																																																																																																																																																																																																																											
Burgullos	f	0-1	0-0	0-0	1-1-2	3	0	0	1	0	0	7		Kelly	f	4-11	1-3	1-4	1-2-3	2	10	1	0	3	3	34		Fieler	f	1-3	1-3	0-0	1-2-3	5	3	1	3	0	0	22																																																																																																																																																																																																																																																																																																																																																																																																																																																																																																																																																																																																																																																																																																																																																																																																																																																																																																																																																																																																																																																											
White	g	6-13	3-5	4-5	1-1-2	4	19	1	6	0	3	38		Thorton	g	0-1	0-1	2-2	0-3-3	1	2	2	1	0	1	20		Comer	g	1-6	0-1	0-0	1-2-3	2	2	3	5	0	1	23																																																																																																																																																																																																																																																																																																																																																																																																																																																																																																																																																																																																																																																																																																																																																																																																																																																																																																																																																																																																																																																											
Hunter	g	4-11	2-6	4-4	0-10-10	2	14	0	1	0	1	35		Sulaimon	g	3-14	3-7	1-2	2-4-6	1	10	5	0	0	0	33		Thompson	g	9-13	6-8	0-0	2-4-6	4	24	1	4	0	5	30																																																																																																																																																																																																																																																																																																																																																																																																																																																																																																																																																																																																																																																																																																																																																																																																																																																																																																																																																																																																																																																											
Richardson	g	0-3	0-2	0-0	1-2-3	1	0	0	0	0	0	17		Curry	g	7-14	3-5	6-6	1-2-3	0	23	1	0	1	1	34		Brown	g	3-12	1-4	5-5	3-3-6	3	12	3	3	1	0	36																																																																																																																																																																																																																																																																																																																																																																																																																																																																																																																																																																																																																																																																																																																																																																																																																																																																																																																																																																																																																																																											
Travers		0-0	0-0	0-0	0-0-0	0	0	1	0	0	0	1		Cook		3-5	1-2	0-2	0-3-3	2	7	3	2	0	0	30		Varidel		2-3	1-2	2-2	0-0-0	0	7	0	5	0	0	17																																																																																																																																																																																																																																																																																																																																																																																																																																																																																																																																																																																																																																																																																																																																																																																																																																																																																																																																																																																																																																																											
Solomon		2-3	0-0	1-2	0-2-2	1	5	0	1	0	0	16		Murphy		0-0	0-0	0-0	0-0-0	0	0	0	0	0	0	2		Cvijeticanin		2-6	2-5	0-0	2-2-4	0	6	0	0	0	0	21																																																																																																																																																																																																																																																																																																																																																																																																																																																																																																																																																																																																																																																																																																																																																																																																																																																																																																																																																																																																																																																											
Shipes		0-0	0-0	0-0	0-0-0	1	0	0	0	0	0	4		Hairston		2-3	0-0	1-2	4-1-5	5	5	0	0	0	0	14		Murray		3-7	0-2	1-2	2-4-6	3	7	1	3	1	0	24																																																																																																																																																																																																																																																																																																																																																																																																																																																																																																																																																																																																																																																																																																																																																																																																																																																																																																																																																																																																																																																											
Crider		1-6	0-0	2-4	2-3-5	4	4	2	1	0	0	21		Jefferson		0-1	0-0	0-0	1-0-1	1	0	1	0	0	0	4		Blake		0-0	0-0	0-0	0-0-0	0	0	0	0	0	0	1																																																																																																																																																																																																																																																																																																																																																																																																																																																																																																																																																																																																																																																																																																																																																																																																																																																																																																																																																																																																																																																											
Vincent		4-5	0-0	0-0	2-3-5	4	8	0	2	0	2	28		TEAM				2-2-4									Graf		0-1	0-0	2-2	0-0-0	0	2	2	1	0	1	12																																																																																																																																																																																																																																																																																																																																																																																																																																																																																																																																																																																																																																																																																																																																																																																																																																																																																																																																																																																																																																																												
TEAM				1-1-2										Totals	26-57	8-11	15-22	11-20-31	17	75	16	8	6	6	200		TEAM				0-1-1																																																																																																																																																																																																																																																																																																																																																																																																																																																																																																																																																																																																																																																																																																																																																																																																																																																																																																																																																																																																																																																																				

2012-13 Duke Boxscores

[2/2] Duke 73, [4/4] Ohio State 68 Game 7 • Nov. 28, 2012 • Durham, N.C.													[2/2] Duke 88, Delaware 50 Game 8 • Dec. 1, 2012 • Durham, N.C.													[2/2] Duke 90, Temple 67 Game 9 • Dec. 9, 2012 • East Rutherford, N.J.																																																																																																																																																																																																																																																																																																																																																																																																																																																																																																																																																																																																																																																												
<table><tr><td>Ohio State</td><td>FG</td><td>3FG</td><td>FT</td><td>REB</td><td>PF</td><td>TP</td><td>A</td><td>TO</td><td>B</td><td>S</td><td>Min</td><td></td></tr><tr><td>Thomas</td><td>f</td><td>6-14</td><td>3-6</td><td>1-1</td><td>0-2-2</td><td>3</td><td>16</td><td>0</td><td>0</td><td>0</td><td>1</td><td>30</td></tr><tr><td>Thompson</td><td>f</td><td>2-6</td><td>0-1</td><td>0-0</td><td>1-7-8</td><td>2</td><td>4</td><td>0</td><td>2</td><td>0</td><td>1</td><td>25</td></tr><tr><td>Ravenel</td><td>f</td><td>4-4</td><td>0-0</td><td>0-0</td><td>0-2-2</td><td>3</td><td>8</td><td>0</td><td>0</td><td>1</td><td>0</td><td>14</td></tr><tr><td>Craft</td><td>g</td><td>3-15</td><td>1-4</td><td>4-6</td><td>3-1-4</td><td>5</td><td>11</td><td>1</td><td>3</td><td>0</td><td>0</td><td>34</td></tr><tr><td>Smith Jr.</td><td>g</td><td>4-12</td><td>1-6</td><td>2-3</td><td>2-3-5</td><td>4</td><td>11</td><td>2</td><td>0</td><td>0</td><td>0</td><td>39</td></tr><tr><td>Scott</td><td></td><td>1-8</td><td>0-2</td><td>3-4</td><td>1-0-1</td><td>4</td><td>5</td><td>3</td><td>1</td><td>0</td><td>2</td><td>20</td></tr><tr><td>Ross</td><td></td><td>3-7</td><td>1-2</td><td>2-2</td><td>3-0-3</td><td>1</td><td>9</td><td>0</td><td>1</td><td>0</td><td>0</td><td>11</td></tr><tr><td>Williams</td><td></td><td>0-2</td><td>0-0</td><td>4-6</td><td>6-4-10</td><td>1</td><td>4</td><td>0</td><td>0</td><td>1</td><td>0</td><td>27</td></tr><tr><td>TEAM</td><td></td><td></td><td></td><td>2-3-5</td><td></td><td></td><td></td><td></td><td></td><td></td><td></td><td></td></tr><tr><td>Totals</td><td></td><td>23-68</td><td>6-21</td><td>16-22</td><td>18-22-40</td><td>23</td><td>68</td><td>6</td><td>7</td><td>2</td><td>4</td><td>200</td></tr><tr><td>Pct.</td><td></td><td>33.8</td><td>28.6</td><td>72.7</td><td>DR: 4</td><td></td><td></td><td></td><td></td><td></td><td></td><td></td></tr></table> <p>FG's (1st half: 11-34, 32.4%; 2nd half: 12-34, 35.3%) 3FG's (1st half: 4-13, 30.8%; 2nd half: 2-8, 25.0%) FT's (1st half: 5-8, 62.5%; 2nd half: 11-14, 78.6%)</p>													Ohio State	FG	3FG	FT	REB	PF	TP	A	TO	B	S	Min		Thomas	f	6-14	3-6	1-1	0-2-2	3	16	0	0	0	1	30	Thompson	f	2-6	0-1	0-0	1-7-8	2	4	0	2	0	1	25	Ravenel	f	4-4	0-0	0-0	0-2-2	3	8	0	0	1	0	14	Craft	g	3-15	1-4	4-6	3-1-4	5	11	1	3	0	0	34	Smith Jr.	g	4-12	1-6	2-3	2-3-5	4	11	2	0	0	0	39	Scott		1-8	0-2	3-4	1-0-1	4	5	3	1	0	2	20	Ross		3-7	1-2	2-2	3-0-3	1	9	0	1	0	0	11	Williams		0-2	0-0	4-6	6-4-10	1	4	0	0	1	0	27	TEAM				2-3-5									Totals		23-68	6-21	16-22	18-22-40	23	68	6	7	2	4	200	Pct.		33.8	28.6	72.7	DR: 4								<table><tr><td>Delaware</td><td>FG</td><td>3FG</td><td>FT</td><td>REB</td><td>PF</td><td>TP</td><td>A</td><td>TO</td><td>B</td><td>S</td><td>Min</td><td></td></tr><tr><td>Baptiste</td><td>f</td><td>1-5</td><td>0-0</td><td>0-0</td><td>3-6-9</td><td>4</td><td>2</td><td>0</td><td>1</td><td>0</td><td>2</td><td>26</td></tr><tr><td>Hagins</td><td>f</td><td>3-9</td><td>0-0</td><td>0-0</td><td>1-5-6</td><td>4</td><td>6</td><td>1</td><td>4</td><td>0</td><td>1</td><td>22</td></tr><tr><td>Saddler</td><td>g</td><td>8-22</td><td>1-3</td><td>6-9</td><td>4-5-9</td><td>1</td><td>23</td><td>1</td><td>4</td><td>0</td><td>1</td><td>38</td></tr><tr><td>Rogers</td><td>g</td><td>1-10</td><td>0-3</td><td>2-2</td><td>0-0-0</td><td>0</td><td>4</td><td>0</td><td>3</td><td>0</td><td>0</td><td>27</td></tr><tr><td>Anderson</td><td>g</td><td>3-10</td><td>1-8</td><td>0-0</td><td>0-1-1</td><td>2</td><td>7</td><td>1</td><td>1</td><td>1</td><td>1</td><td>34</td></tr><tr><td>Allshouse</td><td></td><td>0-0</td><td>0-0</td><td>0-0</td><td>0-1-1</td><td>0</td><td>0</td><td>0</td><td>0</td><td>0</td><td>0</td><td>1</td></tr><tr><td>McNulty</td><td></td><td>0-0</td><td>0-0</td><td>0-0</td><td>0-0-0</td><td>1</td><td>0</td><td>0</td><td>0</td><td>0</td><td>0</td><td>2</td></tr><tr><td>Savage</td><td></td><td>0-3</td><td>0-0</td><td>0-2</td><td>1-1-2</td><td>0</td><td>0</td><td>0</td><td>0</td><td>0</td><td>0</td><td>7</td></tr><tr><td>King-Davis</td><td></td><td>1-3</td><td>0-0</td><td>2-5</td><td>2-2-4</td><td>2</td><td>4</td><td>0</td><td>1</td><td>0</td><td>0</td><td>14</td></tr><tr><td>Townsville</td><td></td><td>0-2</td><td>0-0</td><td>0-0</td><td>0-2-2</td><td>0</td><td>0</td><td>0</td><td>0</td><td>0</td><td>0</td><td>11</td></tr><tr><td>Brinkley</td><td></td><td>1-1</td><td>0-0</td><td>2-2</td><td>1-1-2</td><td>3</td><td>4</td><td>0</td><td>1</td><td>0</td><td>0</td><td>16</td></tr><tr><td>Williams</td><td></td><td>0-0</td><td>0-0</td><td>0-0</td><td>0-0-0</td><td>0</td><td>0</td><td>0</td><td>0</td><td>0</td><td>0</td><td>2</td></tr><tr><td>TEAM</td><td></td><td></td><td></td><td>2-2-4</td><td></td><td></td><td></td><td></td><td></td><td></td><td></td><td></td></tr><tr><td>Totals</td><td></td><td>18-65</td><td>2-14</td><td>12-20</td><td>14-26-40</td><td>17</td><td>50</td><td>3</td><td>15</td><td>1</td><td>5</td><td>200</td></tr><tr><td>Pct.</td><td></td><td>27.7</td><td>14.3</td><td>60.0</td><td>DR: 4.1</td><td></td><td></td><td></td><td></td><td></td><td></td><td></td></tr></table> <p>FG's (1st half: 7-29, 24.1%; 2nd half: 11-36, 30.6%) 3FG's (1st half: 1-6, 16.7%; 2nd half: 1-8, 12.5%) FT's (1st half: 4-7, 57.1%; 2nd half: 8-13, 61.5%)</p>													Delaware	FG	3FG	FT	REB	PF	TP	A	TO	B	S	Min		Baptiste	f	1-5	0-0	0-0	3-6-9	4	2	0	1	0	2	26	Hagins	f	3-9	0-0	0-0	1-5-6	4	6	1	4	0	1	22	Saddler	g	8-22	1-3	6-9	4-5-9	1	23	1	4	0	1	38	Rogers	g	1-10	0-3	2-2	0-0-0	0	4	0	3	0	0	27	Anderson	g	3-10	1-8	0-0	0-1-1	2	7	1	1	1	1	34	Allshouse		0-0	0-0	0-0	0-1-1	0	0	0	0	0	0	1	McNulty		0-0	0-0	0-0	0-0-0	1	0	0	0	0	0	2	Savage		0-3	0-0	0-2	1-1-2	0	0	0	0	0	0	7	King-Davis		1-3	0-0	2-5	2-2-4	2	4	0	1	0	0	14	Townsville		0-2	0-0	0-0	0-2-2	0	0	0	0	0	0	11	Brinkley		1-1	0-0	2-2	1-1-2	3	4	0	1	0	0	16	Williams		0-0	0-0	0-0	0-0-0	0	0	0	0	0	0	2	TEAM				2-2-4									Totals		18-65	2-14	12-20	14-26-40	17	50	3	15	1	5	200	Pct.		27.7	14.3	60.0	DR: 4.1								<table><tr><td>Temple</td><td>FG</td><td>3FG</td><td>FT</td><td>REB</td><td>PF</td><td>TP</td><td>A</td><td>TO</td><td>B</td><td>S</td><td>Min</td><td></td></tr><tr><td>Wyatt</td><td>g</td><td>3-15</td><td>0-4</td><td>0-0</td><td>1-0-1</td><td>1</td><td>6</td><td>3</td><td>1</td><td>0</td><td>0</td><td>26</td></tr><tr><td>Cummings</td><td>g</td><td>3-7</td><td>1-2</td><td>0-0</td><td>0-0-0</td><td>2</td><td>7</td><td>1</td><td>1</td><td>0</td><td>0</td><td>18</td></tr><tr><td>Randall</td><td>g</td><td>3-9</td><td>0-3</td><td>0-0</td><td>3-4-7</td><td>4</td><td>6</td><td>4</td><td>0</td><td>1</td><td>0</td><td>37</td></tr><tr><td>Lee</td><td>f</td><td>3-8</td><td>0-0</td><td>0-0</td><td>2-7-9</td><td>3</td><td>6</td><td>1</td><td>1</td><td>0</td><td>0</td><td>17</td></tr><tr><td>Hollis-Jefferson</td><td>f</td><td>3-8</td><td>0-0</td><td>0-1</td><td>4-2-6</td><td>4</td><td>6</td><td>4</td><td>3</td><td>3</td><td>2</td><td>28</td></tr><tr><td>Dileo</td><td></td><td>3-4</td><td>1-1</td><td>0-0</td><td>1-2-3</td><td>0</td><td>7</td><td>1</td><td>1</td><td>1</td><td>0</td><td>19</td></tr><tr><td>McDonnell</td><td></td><td>0-0</td><td>0-0</td><td>0-0</td><td>0-0-0</td><td>0</td><td>0</td><td>0</td><td>0</td><td>0</td><td>0</td><td>2</td></tr><tr><td>Pepper</td><td></td><td>2-7</td><td>2-4</td><td>0-0</td><td>1-2-3</td><td>1</td><td>6</td><td>1</td><td>1</td><td>0</td><td>1</td><td>18</td></tr><tr><td>O'Brien</td><td></td><td>3-7</td><td>1-4</td><td>1-1</td><td>1-0-1</td><td>3</td><td>8</td><td>0</td><td>0</td><td>0</td><td>0</td><td>13</td></tr><tr><td>Decosey</td><td></td><td>5-6</td><td>3-3</td><td>0-2</td><td>0-3-3</td><td>3</td><td>13</td><td>1</td><td>1</td><td>0</td><td>0</td><td>18</td></tr><tr><td>Watson</td><td></td><td>1-1</td><td>0-0</td><td>0-0</td><td>1-0-1</td><td>0</td><td>2</td><td>0</td><td>0</td><td>0</td><td>0</td><td>1</td></tr><tr><td>Dingle</td><td></td><td>0-1</td><td>0-0</td><td>0-0</td><td>0-1-1</td><td>0</td><td>0</td><td>0</td><td>1</td><td>0</td><td>0</td><td>3</td></tr><tr><td>TEAM</td><td></td><td></td><td></td><td>2-2-4</td><td></td><td></td><td></td><td></td><td></td><td></td><td></td><td></td></tr><tr><td>Totals</td><td></td><td>29-73</td><td>8-21</td><td>1-4</td><td>16-23-39</td><td>21</td><td>67</td><td>16</td><td>10</td><td>4</td><td>3</td><td>200</td></tr><tr><td>Pct.</td><td></td><td>39.7</td><td>38.1</td><td>25.0</td><td>DR: 2.1</td><td></td><td></td><td></td><td></td><td></td><td></td><td></td></tr></table> <p>FG's (1st half: 14-39, 35.9%; 2nd half: 15-34, 44.1%) 3FG's (1st half: 4-11, 36.4%; 2nd half: 4-10, 40.0%) FT's (1st half: 0-0, 0.0%; 2nd half: 1-4, 25.0%)</p>													Temple	FG	3FG	FT	REB	PF	TP	A	TO	B	S	Min		Wyatt	g	3-15	0-4	0-0	1-0-1	1	6	3	1	0	0	26	Cummings	g	3-7	1-2	0-0	0-0-0	2	7	1	1	0	0	18	Randall	g	3-9	0-3	0-0	3-4-7	4	6	4	0	1	0	37	Lee	f	3-8	0-0	0-0	2-7-9	3	6	1	1	0	0	17	Hollis-Jefferson	f	3-8	0-0	0-1	4-2-6	4	6	4	3	3	2	28	Dileo		3-4	1-1	0-0	1-2-3	0	7	1	1	1	0	19	McDonnell		0-0	0-0	0-0	0-0-0	0	0	0	0	0	0	2	Pepper		2-7	2-4	0-0	1-2-3	1	6	1	1	0	1	18	O'Brien		3-7	1-4	1-1	1-0-1	3	8	0	0	0	0	13	Decosey		5-6	3-3	0-2	0-3-3	3	13	1	1	0	0	18	Watson		1-1	0-0	0-0	1-0-1	0	2	0	0	0	0	1	Dingle		0-1	0-0	0-0	0-1-1	0	0	0	1	0	0	3	TEAM				2-2-4									Totals		29-73	8-21	1-4	16-23-39	21	67	16	10	4	3	200	Pct.		39.7	38.1	25.0	DR: 2.1																																																											
Ohio State	FG	3FG	FT	REB	PF	TP	A	TO	B	S	Min																																																																																																																																																																																																																																																																																																																																																																																																																																																																																																																																																																																																																																																																											
Thomas	f	6-14	3-6	1-1	0-2-2	3	16	0	0	0	1	30																																																																																																																																																																																																																																																																																																																																																																																																																																																																																																																																																																																																																																																																										
Thompson	f	2-6	0-1	0-0	1-7-8	2	4	0	2	0	1	25																																																																																																																																																																																																																																																																																																																																																																																																																																																																																																																																																																																																																																																																										
Ravenel	f	4-4	0-0	0-0	0-2-2	3	8	0	0	1	0	14																																																																																																																																																																																																																																																																																																																																																																																																																																																																																																																																																																																																																																																																										
Craft	g	3-15	1-4	4-6	3-1-4	5	11	1	3	0	0	34																																																																																																																																																																																																																																																																																																																																																																																																																																																																																																																																																																																																																																																																										
Smith Jr.	g	4-12	1-6	2-3	2-3-5	4	11	2	0	0	0	39																																																																																																																																																																																																																																																																																																																																																																																																																																																																																																																																																																																																																																																																										
Scott		1-8	0-2	3-4	1-0-1	4	5	3	1	0	2	20																																																																																																																																																																																																																																																																																																																																																																																																																																																																																																																																																																																																																																																																										
Ross		3-7	1-2	2-2	3-0-3	1	9	0	1	0	0	11																																																																																																																																																																																																																																																																																																																																																																																																																																																																																																																																																																																																																																																																										
Williams		0-2	0-0	4-6	6-4-10	1	4	0	0	1	0	27																																																																																																																																																																																																																																																																																																																																																																																																																																																																																																																																																																																																																																																																										
TEAM				2-3-5																																																																																																																																																																																																																																																																																																																																																																																																																																																																																																																																																																																																																																																																																		
Totals		23-68	6-21	16-22	18-22-40	23	68	6	7	2	4	200																																																																																																																																																																																																																																																																																																																																																																																																																																																																																																																																																																																																																																																																										
Pct.		33.8	28.6	72.7	DR: 4																																																																																																																																																																																																																																																																																																																																																																																																																																																																																																																																																																																																																																																																																	
Delaware	FG	3FG	FT	REB	PF	TP	A	TO	B	S	Min																																																																																																																																																																																																																																																																																																																																																																																																																																																																																																																																																																																																																																																																											
Baptiste	f	1-5	0-0	0-0	3-6-9	4	2	0	1	0	2	26																																																																																																																																																																																																																																																																																																																																																																																																																																																																																																																																																																																																																																																																										
Hagins	f	3-9	0-0	0-0	1-5-6	4	6	1	4	0	1	22																																																																																																																																																																																																																																																																																																																																																																																																																																																																																																																																																																																																																																																																										
Saddler	g	8-22	1-3	6-9	4-5-9	1	23	1	4	0	1	38																																																																																																																																																																																																																																																																																																																																																																																																																																																																																																																																																																																																																																																																										
Rogers	g	1-10	0-3	2-2	0-0-0	0	4	0	3	0	0	27																																																																																																																																																																																																																																																																																																																																																																																																																																																																																																																																																																																																																																																																										
Anderson	g	3-10	1-8	0-0	0-1-1	2	7	1	1	1	1	34																																																																																																																																																																																																																																																																																																																																																																																																																																																																																																																																																																																																																																																																										
Allshouse		0-0	0-0	0-0	0-1-1	0	0	0	0	0	0	1																																																																																																																																																																																																																																																																																																																																																																																																																																																																																																																																																																																																																																																																										
McNulty		0-0	0-0	0-0	0-0-0	1	0	0	0	0	0	2																																																																																																																																																																																																																																																																																																																																																																																																																																																																																																																																																																																																																																																																										
Savage		0-3	0-0	0-2	1-1-2	0	0	0	0	0	0	7																																																																																																																																																																																																																																																																																																																																																																																																																																																																																																																																																																																																																																																																										
King-Davis		1-3	0-0	2-5	2-2-4	2	4	0	1	0	0	14																																																																																																																																																																																																																																																																																																																																																																																																																																																																																																																																																																																																																																																																										
Townsville		0-2	0-0	0-0	0-2-2	0	0	0	0	0	0	11																																																																																																																																																																																																																																																																																																																																																																																																																																																																																																																																																																																																																																																																										
Brinkley		1-1	0-0	2-2	1-1-2	3	4	0	1	0	0	16																																																																																																																																																																																																																																																																																																																																																																																																																																																																																																																																																																																																																																																																										
Williams		0-0	0-0	0-0	0-0-0	0	0	0	0	0	0	2																																																																																																																																																																																																																																																																																																																																																																																																																																																																																																																																																																																																																																																																										
TEAM				2-2-4																																																																																																																																																																																																																																																																																																																																																																																																																																																																																																																																																																																																																																																																																		
Totals		18-65	2-14	12-20	14-26-40	17	50	3	15	1	5	200																																																																																																																																																																																																																																																																																																																																																																																																																																																																																																																																																																																																																																																																										
Pct.		27.7	14.3	60.0	DR: 4.1																																																																																																																																																																																																																																																																																																																																																																																																																																																																																																																																																																																																																																																																																	
Temple	FG	3FG	FT	REB	PF	TP	A	TO	B	S	Min																																																																																																																																																																																																																																																																																																																																																																																																																																																																																																																																																																																																																																																																											
Wyatt	g	3-15	0-4	0-0	1-0-1	1	6	3	1	0	0	26																																																																																																																																																																																																																																																																																																																																																																																																																																																																																																																																																																																																																																																																										
Cummings	g	3-7	1-2	0-0	0-0-0	2	7	1	1	0	0	18																																																																																																																																																																																																																																																																																																																																																																																																																																																																																																																																																																																																																																																																										
Randall	g	3-9	0-3	0-0	3-4-7	4	6	4	0	1	0	37																																																																																																																																																																																																																																																																																																																																																																																																																																																																																																																																																																																																																																																																										
Lee	f	3-8	0-0	0-0	2-7-9	3	6	1	1	0	0	17																																																																																																																																																																																																																																																																																																																																																																																																																																																																																																																																																																																																																																																																										
Hollis-Jefferson	f	3-8	0-0	0-1	4-2-6	4	6	4	3	3	2	28																																																																																																																																																																																																																																																																																																																																																																																																																																																																																																																																																																																																																																																																										
Dileo		3-4	1-1	0-0	1-2-3	0	7	1	1	1	0	19																																																																																																																																																																																																																																																																																																																																																																																																																																																																																																																																																																																																																																																																										
McDonnell		0-0	0-0	0-0	0-0-0	0	0	0	0	0	0	2																																																																																																																																																																																																																																																																																																																																																																																																																																																																																																																																																																																																																																																																										
Pepper		2-7	2-4	0-0	1-2-3	1	6	1	1	0	1	18																																																																																																																																																																																																																																																																																																																																																																																																																																																																																																																																																																																																																																																																										
O'Brien		3-7	1-4	1-1	1-0-1	3	8	0	0	0	0	13																																																																																																																																																																																																																																																																																																																																																																																																																																																																																																																																																																																																																																																																										
Decosey		5-6	3-3	0-2	0-3-3	3	13	1	1	0	0	18																																																																																																																																																																																																																																																																																																																																																																																																																																																																																																																																																																																																																																																																										
Watson		1-1	0-0	0-0	1-0-1	0	2	0	0	0	0	1																																																																																																																																																																																																																																																																																																																																																																																																																																																																																																																																																																																																																																																																										
Dingle		0-1	0-0	0-0	0-1-1	0	0	0	1	0	0	3																																																																																																																																																																																																																																																																																																																																																																																																																																																																																																																																																																																																																																																																										
TEAM				2-2-4																																																																																																																																																																																																																																																																																																																																																																																																																																																																																																																																																																																																																																																																																		
Totals		29-73	8-21	1-4	16-23-39	21	67	16	10	4	3	200																																																																																																																																																																																																																																																																																																																																																																																																																																																																																																																																																																																																																																																																										
Pct.		39.7	38.1	25.0	DR: 2.1																																																																																																																																																																																																																																																																																																																																																																																																																																																																																																																																																																																																																																																																																	
<p>Officials: Karl Hess, Mike Eades, John Cahill Attendance: 9,314 • Technical Fouls: Ohio State - Smith Jr., Duke - Thornton</p> <table><tr><td>Score by Periods</td><td>1st</td><td>2nd</td><td>Total</td></tr><tr><td>Ohio State</td><td>31</td><td>37</td><td>68</td></tr><tr><td>Duke</td><td>23</td><td>50</td><td>73</td></tr></table>													Score by Periods	1st	2nd	Total	Ohio State	31	37	68	Duke	23	50	73	<p>Officials: Tim Nestor, Ray Natili, Dwayne Gladden Attendance: 9,314 • Technical Fouls: None</p> <table><tr><td>Score by Periods</td><td>1st</td><td>2nd</td><td>Total</td></tr><tr><td>Delaware</td><td>19</td><td>31</td><td>50</td></tr><tr><td>Duke</td><td>42</td><td>46</td><td>88</td></tr></table>													Score by Periods	1st	2nd	Total	Delaware	19	31	50	Duke	42	46	88																																																																																																																																																																																																																																																																																																																																																																																																																																																																																																																																																																																																																																					
Score by Periods	1st	2nd	Total																																																																																																																																																																																																																																																																																																																																																																																																																																																																																																																																																																																																																																																																																			
Ohio State	31	37	68																																																																																																																																																																																																																																																																																																																																																																																																																																																																																																																																																																																																																																																																																			
Duke	23	50	73																																																																																																																																																																																																																																																																																																																																																																																																																																																																																																																																																																																																																																																																																			
Score by Periods	1st	2nd	Total																																																																																																																																																																																																																																																																																																																																																																																																																																																																																																																																																																																																																																																																																			
Delaware	19	31	50																																																																																																																																																																																																																																																																																																																																																																																																																																																																																																																																																																																																																																																																																			
Duke	42	46	88																																																																																																																																																																																																																																																																																																																																																																																																																																																																																																																																																																																																																																																																																			
[1/1] Duke 88, Cornell 47 Game 10 • Dec. 19, 2012 • Durham, N.C.													[1/1] Duke 76, Elon 54 Game 11 • Dec. 20, 2012 • Durham, N.C.													[1/1] Duke 90, Santa Clara 77 Game 12 • Dec. 29, 2012 • Durham, N.C.																																																																																																																																																																																																																																																																																																																																																																																																																																																																																																																																																																																																																																																												
<table><tr><td>Cornell</td><td>FG</td><td>3FG</td><td>FT</td><td>REB</td><td>PF</td><td>TP</td><td>A</td><td>TO</td><td>B</td><td>S</td><td>Min</td><td></td></tr><tr><td>Miller</td><td>f</td><td>6-9</td><td>0-1</td><td>0-0</td><td>0-6-6</td><td>2</td><td>12</td><td>0</td><td>2</td><td>1</td><td>0</td><td>28</td></tr><tr><td>Chemersinski</td><td>f</td><td>2-3</td><td>0-0</td><td>0-0</td><td>2-1-3</td><td>3</td><td>4</td><td>1</td><td>3</td><td>0</td><td>1</td><td>27</td></tr><tr><td>Cressler</td><td>g</td><td>1-5</td><td>0-1</td><td>4-4</td><td>1-0-1</td><td>1</td><td>6</td><td>0</td><td>1</td><td>0</td><td>0</td><td>12</td></tr><tr><td>Asafa-Adjei</td><td>g</td><td>4-6</td><td>0-0</td><td>0-0</td><td>0-2-2</td><td>1</td><td>8</td><td>3</td><td>2</td><td>0</td><td>0</td><td>18</td></tr><tr><td>Gray</td><td>g</td><td>2-7</td><td>0-3</td><td>1-2</td><td>1-4-5</td><td>1</td><td>5</td><td>3</td><td>4</td><td>0</td><td>2</td><td>30</td></tr><tr><td>Canoer</td><td></td><td>0-3</td><td>0-1</td><td>0-0</td><td>0-1-1</td><td>2</td><td>0</td><td>0</td><td>3</td><td>0</td><td>0</td><td>10</td></tr><tr><td>LaMore</td><td></td><td>0-1</td><td>0-0</td><td>0-0</td><td>0-0-0</td><td>0</td><td>0</td><td>0</td><td>0</td><td>0</td><td>1</td><td>4</td></tr><tr><td>Scelfo</td><td></td><td>1-2</td><td>1-2</td><td>0-0</td><td>0-2-2</td><td>0</td><td>3</td><td>0</td><td>2</td><td>0</td><td>0</td><td>7</td></tr><tr><td>Peck</td><td></td><td>2-9</td><td>0-0</td><td>0-0</td><td>2-3-5</td><td>0</td><td>4</td><td>1</td><td>1</td><td>0</td><td>0</td><td>16</td></tr><tr><td>McMillan</td><td></td><td>0-0</td><td>0-0</td><td>0-0</td><td>0-0-0</td><td>0</td><td>0</td><td>0</td><td>0</td><td>0</td><td>0</td><td>8</td></tr><tr><td>Cherry</td><td></td><td>2-6</td><td>0-2</td><td>1-2</td><td>0-2-2</td><td>2</td><td>5</td><td>0</td><td>5</td><td>0</td><td>0</td><td>20</td></tr><tr><td>Harmon</td><td></td><td>0-1</td><td>0-0</td><td>0-0</td><td>1-0-1</td><td>0</td><td>0</td><td>0</td><td>0</td><td>0</td><td>0</td><td>4</td></tr><tr><td>Tanwater</td><td></td><td>0-2</td><td>0-1</td><td>0-0</td><td>1-0-1</td><td>2</td><td>0</td><td>0</td><td>1</td><td>0</td><td>0</td><td>5</td></tr><tr><td>Figini</td><td></td><td>0-1</td><td>0-0</td><td>0-0</td><td>1-2-3</td><td>0</td><td>0</td><td>0</td><td>0</td><td>0</td><td>1</td><td>9</td></tr><tr><td>Tomic</td><td></td><td>0-0</td><td>0-0</td><td>0-0</td><td>0-1-1</td><td>1</td><td>0</td><td>0</td><td>1</td><td>0</td><td>0</td><td>2</td></tr><tr><td>TEAM</td><td></td><td></td><td></td><td>2-0-2</td><td></td><td></td><td></td><td></td><td></td><td></td><td></td><td></td></tr><tr><td>Totals</td><td></td><td>20-55</td><td>1-11</td><td>6-8</td><td>11-24-35</td><td>15</td><td>47</td><td>8</td><td>26</td><td>1</td><td>5</td><td>200</td></tr><tr><td>Pct.</td><td></td><td>36.4</td><td>9.1</td><td>75.0</td><td>DR: 0</td><td></td><td></td><td></td><td></td><td></td><td></td><td></td></tr></table> <p>FG's (1st half: 13-24, 54.2%; 2nd half: 7-31, 22.6%) 3FG's (1st half: 0-4, 0%; 2nd half: 1-7, 14.3%) FT's (1st half: 4-6, 66.7%; 2nd half: 2-2, 100.0%)</p>													Cornell	FG	3FG	FT	REB	PF	TP	A	TO	B	S	Min		Miller	f	6-9	0-1	0-0	0-6-6	2	12	0	2	1	0	28	Chemersinski	f	2-3	0-0	0-0	2-1-3	3	4	1	3	0	1	27	Cressler	g	1-5	0-1	4-4	1-0-1	1	6	0	1	0	0	12	Asafa-Adjei	g	4-6	0-0	0-0	0-2-2	1	8	3	2	0	0	18	Gray	g	2-7	0-3	1-2	1-4-5	1	5	3	4	0	2	30	Canoer		0-3	0-1	0-0	0-1-1	2	0	0	3	0	0	10	LaMore		0-1	0-0	0-0	0-0-0	0	0	0	0	0	1	4	Scelfo		1-2	1-2	0-0	0-2-2	0	3	0	2	0	0	7	Peck		2-9	0-0	0-0	2-3-5	0	4	1	1	0	0	16	McMillan		0-0	0-0	0-0	0-0-0	0	0	0	0	0	0	8	Cherry		2-6	0-2	1-2	0-2-2	2	5	0	5	0	0	20	Harmon		0-1	0-0	0-0	1-0-1	0	0	0	0	0	0	4	Tanwater		0-2	0-1	0-0	1-0-1	2	0	0	1	0	0	5	Figini		0-1	0-0	0-0	1-2-3	0	0	0	0	0	1	9	Tomic		0-0	0-0	0-0	0-1-1	1	0	0	1	0	0	2	TEAM				2-0-2									Totals		20-55	1-11	6-8	11-24-35	15	47	8	26	1	5	200	Pct.		36.4	9.1	75.0	DR: 0								<table><tr><td>Elon</td><td>FG</td><td>3FG</td><td>FT</td><td>REB</td><td>PF</td><td>TP</td><td>A</td><td>TO</td><td>B</td><td>S</td><td>Min</td><td></td></tr><tr><td>Beaumont</td><td>f</td><td>3-7</td><td>1-3</td><td>0-0</td><td>0-5-5</td><td>3</td><td>7</td><td>1</td><td>6</td><td>0</td><td>0</td><td>27</td></tr><tr><td>Trotman</td><td>f</td><td>5-8</td><td>0-0</td><td>3-3</td><td>1-3-4</td><td>3</td><td>13</td><td>0</td><td>2</td><td>1</td><td>1</td><td>18</td></tr><tr><td>Hamilton</td><td>g</td><td>2-10</td><td>0-3</td><td>0-0</td><td>1-1-2</td><td>1</td><td>4</td><td>3</td><td>0</td><td>0</td><td>1</td><td>26</td></tr><tr><td>Isenbarger</td><td>g</td><td>4-9</td><td>2-6</td><td>2-2</td><td>0-4-4</td><td>1</td><td>12</td><td>2</td><td>4</td><td>0</td><td>0</td><td>32</td></tr><tr><td>Koch</td><td>g</td><td>4-7</td><td>4-5</td><td>2-2</td><td>0-9-9</td><td>3</td><td>14</td><td>0</td><td>0</td><td>0</td><td>0</td><td>30</td></tr><tr><td>Bonney</td><td></td><td>0-0</td><td>0-0</td><td>0-0</td><td>0-0-0</td><td>0</td><td>0</td><td>0</td><td>0</td><td>0</td><td>0</td><td>2</td></tr><tr><td>Samson</td><td></td><td>0-1</td><td>0-1</td><td>0-0</td><td>0-2-2</td><td>1</td><td>0</td><td>2</td><td>2</td><td>0</td><td>1</td><td>23</td></tr><tr><td>Blake</td><td></td><td>0-1</td><td>0-0</td><td>0-1</td><td>1-0-1</td><td>0</td><td>0</td><td>1</td><td>0</td><td>0</td><td>0</td><td>8</td></tr><tr><td>Dugas</td><td></td><td>0-0</td><td>0-0</td><td>0-0</td><td>0-1-1</td><td>0</td><td>0</td><td>0</td><td>0</td><td>0</td><td>0</td><td>3</td></tr><tr><td>Sabato</td><td></td><td>1-5</td><td>0-0</td><td>0-0</td><td>0-2-2</td><td>2</td><td>2</td><td>1</td><td>2</td><td>0</td><td>0</td><td>17</td></tr><tr><td>Winters</td><td></td><td>1-4</td><td>0-0</td><td>0-0</td><td>1-0-1</td><td>1</td><td>2</td><td>0</td><td>1</td><td>0</td><td>0</td><td>14</td></tr><tr><td>TEAM</td><td></td><td></td><td></td><td>1-0-1</td><td></td><td></td><td></td><td></td><td></td><td></td><td></td><td></td></tr><tr><td>Totals</td><td></td><td>20-52</td><td>7-18</td><td>7-8</td><td>5-27-32</td><td>15</td><td>54</td><td>10</td><td>17</td><td>1</td><td>3</td><td>200</td></tr><tr><td>Pct.</td><td></td><td>38.5</td><td>38.9</td><td>87.5</td><td>DR: 0</td><td></td><td></td><td></td><td></td><td></td><td></td><td></td></tr></table> <p>FG's (1st half: 10-28, 35.7%; 2nd half: 10-24, 41.7%) 3FG's (1st half: 3-8, 37.5%; 2nd half: 4-10, 40.0%) FT's (1st half: 4-4, 100%; 2nd half: 3-4, 75.0%)</p>													Elon	FG	3FG	FT	REB	PF	TP	A	TO	B	S	Min		Beaumont	f	3-7	1-3	0-0	0-5-5	3	7	1	6	0	0	27	Trotman	f	5-8	0-0	3-3	1-3-4	3	13	0	2	1	1	18	Hamilton	g	2-10	0-3	0-0	1-1-2	1	4	3	0	0	1	26	Isenbarger	g	4-9	2-6	2-2	0-4-4	1	12	2	4	0	0	32	Koch	g	4-7	4-5	2-2	0-9-9	3	14	0	0	0	0	30	Bonney		0-0	0-0	0-0	0-0-0	0	0	0	0	0	0	2	Samson		0-1	0-1	0-0	0-2-2	1	0	2	2	0	1	23	Blake		0-1	0-0	0-1	1-0-1	0	0	1	0	0	0	8	Dugas		0-0	0-0	0-0	0-1-1	0	0	0	0	0	0	3	Sabato		1-5	0-0	0-0	0-2-2	2	2	1	2	0	0	17	Winters		1-4	0-0	0-0	1-0-1	1	2	0	1	0	0	14	TEAM				1-0-1									Totals		20-52	7-18	7-8	5-27-32	15	54	10	17	1	3	200	Pct.		38.5	38.9	87.5	DR: 0								<table><tr><td>Santa Clara</td><td>FG</td><td>3FG</td><td>FT</td><td>REB</td><td>PF</td><td>TP</td><td>A</td><td>TO</td><td>B</td><td>S</td><td>Min</td><td></td></tr><tr><td>Trasolini</td><td>f</td><td>4-12</td><td>0-1</td><td>2-4</td><td>1-4-5</td><td>2</td><td>10</td><td>0</td><td>2</td><td>1</td><td>0</td><td>36</td></tr><tr><td>Garrett</td><td>c</td><td>0-1</td><td>0-0</td><td>2-2</td><td>1-2-3</td><td>2</td><td>2</td><td>0</td><td>0</td><td>2</td><td>1</td><td>22</td></tr><tr><td>RoqueMORE</td><td>g</td><td>6-14</td><td>2-7</td><td>3-4</td><td>2-4-6</td><td>4</td><td>17</td><td>2</td><td>3</td><td>0</td><td>2</td><td>38</td></tr><tr><td>Foster</td><td>g</td><td>12-22</td><td>5-11</td><td>0-0</td><td>0-5-5</td><td>3</td><td>29</td><td>4</td><td>5</td><td>0</td><td>1</td><td>35</td></tr><tr><td>Cowels III</td><td>g</td><td>4-8</td><td>2-6</td><td>0-0</td><td>0-3-3</td><td>4</td><td>10</td><td>0</td><td>1</td><td>0</td><td>2</td><td>31</td></tr><tr><td>Clark</td><td></td><td>2-4</td><td>0-2</td><td>5-5</td><td>0-0-0</td><td>4</td><td>9</td><td>2</td><td>1</td><td>0</td><td>0</td><td>16</td></tr><tr><td>Johnson</td><td></td><td>0-0</td><td>0-0</td><td>0-0</td><td>0-1-1</td><td>0</td><td>0</td><td>0</td><td>1</td><td>0</td><td>0</td><td>1</td></tr><tr><td>McArthur</td><td></td><td>0-0</td><td>0-0</td><td>0-0</td><td>1-0-1</td><td>2</td><td>0</td><td>1</td><td>0</td><td>0</td><td>0</td><td>7</td></tr><tr><td>Harrison</td><td></td><td>0-0</td><td>0-0</td><td>0-0</td><td>0-0-0</td><td>0</td><td>0</td><td>0</td><td>0</td><td>0</td><td>0</td><td>2</td></tr><tr><td>Atanga</td><td></td><td>0-0</td><td>0-0</td><td>0-0</td><td>1-1-2</td><td>5</td><td>0</td><td>0</td><td>1</td><td>3</td><td>3</td><td>12</td></tr><tr><td>TEAM</td><td></td><td></td><td></td><td>1-1-2</td><td></td><td></td><td></td><td></td><td></td><td></td><td></td><td></td></tr><tr><td>Totals</td><td></td><td>28-61</td><td>9-27</td><td>12-15</td><td>7-21-28</td><td>26</td><td>77</td><td>9</td><td>14</td><td>6</td><td>7</td><td>200</td></tr><tr><td>Pct.</td><td></td><td>45.9</td><td>33.3</td><td>80.0</td><td>DR: 3.1</td><td></td><td></td><td></td><td></td><td></td><td></td><td></td></tr></table> <p>FG's (1st half: 14-31, 45.2%; 2nd half: 14-30, 46.7%) 3FG's (1st half: 4-15, 26.7%; 2nd half: 5-12, 41.7%) FT's (1st half: 4-6, 66.7%; 2nd half: 8-9, 88.9%)</p>													Santa Clara	FG	3FG	FT	REB	PF	TP	A	TO	B	S	Min		Trasolini	f	4-12	0-1	2-4	1-4-5	2	10	0	2	1	0	36	Garrett	c	0-1	0-0	2-2	1-2-3	2	2	0	0	2	1	22	RoqueMORE	g	6-14	2-7	3-4	2-4-6	4	17	2	3	0	2	38	Foster	g	12-22	5-11	0-0	0-5-5	3	29	4	5	0	1	35	Cowels III	g	4-8	2-6	0-0	0-3-3	4	10	0	1	0	2	31	Clark		2-4	0-2	5-5	0-0-0	4	9	2	1	0	0	16	Johnson		0-0	0-0	0-0	0-1-1	0	0	0	1	0	0	1	McArthur		0-0	0-0	0-0	1-0-1	2	0	1	0	0	0	7	Harrison		0-0	0-0	0-0	0-0-0	0	0	0	0	0	0	2	Atanga		0-0	0-0	0-0	1-1-2	5	0	0	1	3	3	12	TEAM				1-1-2									Totals		28-61	9-27	12-15	7-21-28	26	77	9	14	6	7	200	Pct.		45.9	33.3	80.0	DR: 3.1							
Cornell	FG	3FG	FT	REB	PF	TP	A	TO	B	S	Min																																																																																																																																																																																																																																																																																																																																																																																																																																																																																																																																																																																																																																																																											
Miller	f	6-9	0-1	0-0	0-6-6	2	12	0	2	1	0	28																																																																																																																																																																																																																																																																																																																																																																																																																																																																																																																																																																																																																																																																										
Chemersinski	f	2-3	0-0	0-0	2-1-3	3	4	1	3	0	1	27																																																																																																																																																																																																																																																																																																																																																																																																																																																																																																																																																																																																																																																																										
Cressler	g	1-5	0-1	4-4	1-0-1	1	6	0	1	0	0	12																																																																																																																																																																																																																																																																																																																																																																																																																																																																																																																																																																																																																																																																										
Asafa-Adjei	g	4-6	0-0	0-0	0-2-2	1	8	3	2	0	0	18																																																																																																																																																																																																																																																																																																																																																																																																																																																																																																																																																																																																																																																																										
Gray	g	2-7	0-3	1-2	1-4-5	1	5	3	4	0	2	30																																																																																																																																																																																																																																																																																																																																																																																																																																																																																																																																																																																																																																																																										
Canoer		0-3	0-1	0-0	0-1-1	2	0	0	3	0	0	10																																																																																																																																																																																																																																																																																																																																																																																																																																																																																																																																																																																																																																																																										
LaMore		0-1	0-0	0-0	0-0-0	0	0	0	0	0	1	4																																																																																																																																																																																																																																																																																																																																																																																																																																																																																																																																																																																																																																																																										
Scelfo		1-2	1-2	0-0	0-2-2	0	3	0	2	0	0	7																																																																																																																																																																																																																																																																																																																																																																																																																																																																																																																																																																																																																																																																										
Peck		2-9	0-0	0-0	2-3-5	0	4	1	1	0	0	16																																																																																																																																																																																																																																																																																																																																																																																																																																																																																																																																																																																																																																																																										
McMillan		0-0	0-0	0-0	0-0-0	0	0	0	0	0	0	8																																																																																																																																																																																																																																																																																																																																																																																																																																																																																																																																																																																																																																																																										
Cherry		2-6	0-2	1-2	0-2-2	2	5	0	5	0	0	20																																																																																																																																																																																																																																																																																																																																																																																																																																																																																																																																																																																																																																																																										
Harmon		0-1	0-0	0-0	1-0-1	0	0	0	0	0	0	4																																																																																																																																																																																																																																																																																																																																																																																																																																																																																																																																																																																																																																																																										
Tanwater		0-2	0-1	0-0	1-0-1	2	0	0	1	0	0	5																																																																																																																																																																																																																																																																																																																																																																																																																																																																																																																																																																																																																																																																										
Figini		0-1	0-0	0-0	1-2-3	0	0	0	0	0	1	9																																																																																																																																																																																																																																																																																																																																																																																																																																																																																																																																																																																																																																																																										
Tomic		0-0	0-0	0-0	0-1-1	1	0	0	1	0	0	2																																																																																																																																																																																																																																																																																																																																																																																																																																																																																																																																																																																																																																																																										
TEAM				2-0-2																																																																																																																																																																																																																																																																																																																																																																																																																																																																																																																																																																																																																																																																																		
Totals		20-55	1-11	6-8	11-24-35	15	47	8	26	1	5	200																																																																																																																																																																																																																																																																																																																																																																																																																																																																																																																																																																																																																																																																										
Pct.		36.4	9.1	75.0	DR: 0																																																																																																																																																																																																																																																																																																																																																																																																																																																																																																																																																																																																																																																																																	
Elon	FG	3FG	FT	REB	PF	TP	A	TO	B	S	Min																																																																																																																																																																																																																																																																																																																																																																																																																																																																																																																																																																																																																																																																											
Beaumont	f	3-7	1-3	0-0	0-5-5	3	7	1	6	0	0	27																																																																																																																																																																																																																																																																																																																																																																																																																																																																																																																																																																																																																																																																										
Trotman	f	5-8	0-0	3-3	1-3-4	3	13	0	2	1	1	18																																																																																																																																																																																																																																																																																																																																																																																																																																																																																																																																																																																																																																																																										
Hamilton	g	2-10	0-3	0-0	1-1-2	1	4	3	0	0	1	26																																																																																																																																																																																																																																																																																																																																																																																																																																																																																																																																																																																																																																																																										
Isenbarger	g	4-9	2-6	2-2	0-4-4	1	12	2	4	0	0	32																																																																																																																																																																																																																																																																																																																																																																																																																																																																																																																																																																																																																																																																										
Koch	g	4-7	4-5	2-2	0-9-9	3	14	0	0	0	0	30																																																																																																																																																																																																																																																																																																																																																																																																																																																																																																																																																																																																																																																																										
Bonney		0-0	0-0	0-0	0-0-0	0	0	0	0	0	0	2																																																																																																																																																																																																																																																																																																																																																																																																																																																																																																																																																																																																																																																																										
Samson		0-1	0-1	0-0	0-2-2	1	0	2	2	0	1	23																																																																																																																																																																																																																																																																																																																																																																																																																																																																																																																																																																																																																																																																										
Blake		0-1	0-0	0-1	1-0-1	0	0	1	0	0	0	8																																																																																																																																																																																																																																																																																																																																																																																																																																																																																																																																																																																																																																																																										
Dugas		0-0	0-0	0-0	0-1-1	0	0	0	0	0	0	3																																																																																																																																																																																																																																																																																																																																																																																																																																																																																																																																																																																																																																																																										
Sabato		1-5	0-0	0-0	0-2-2	2	2	1	2	0	0	17																																																																																																																																																																																																																																																																																																																																																																																																																																																																																																																																																																																																																																																																										
Winters		1-4	0-0	0-0	1-0-1	1	2	0	1	0	0	14																																																																																																																																																																																																																																																																																																																																																																																																																																																																																																																																																																																																																																																																										
TEAM				1-0-1																																																																																																																																																																																																																																																																																																																																																																																																																																																																																																																																																																																																																																																																																		
Totals		20-52	7-18	7-8	5-27-32	15	54	10	17	1	3	200																																																																																																																																																																																																																																																																																																																																																																																																																																																																																																																																																																																																																																																																										
Pct.		38.5	38.9	87.5	DR: 0																																																																																																																																																																																																																																																																																																																																																																																																																																																																																																																																																																																																																																																																																	
Santa Clara	FG	3FG	FT	REB	PF	TP	A	TO	B	S	Min																																																																																																																																																																																																																																																																																																																																																																																																																																																																																																																																																																																																																																																																											
Trasolini	f	4-12	0-1	2-4	1-4-5	2	10	0	2	1	0	36																																																																																																																																																																																																																																																																																																																																																																																																																																																																																																																																																																																																																																																																										
Garrett	c	0-1	0-0	2-2	1-2-3	2	2	0	0	2	1	22																																																																																																																																																																																																																																																																																																																																																																																																																																																																																																																																																																																																																																																																										
RoqueMORE	g	6-14	2-7	3-4	2-4-6	4	17	2	3	0	2	38																																																																																																																																																																																																																																																																																																																																																																																																																																																																																																																																																																																																																																																																										
Foster	g	12-22	5-11	0-0	0-5-5	3	29	4	5	0	1	35																																																																																																																																																																																																																																																																																																																																																																																																																																																																																																																																																																																																																																																																										
Cowels III	g	4-8	2-6	0-0	0-3-3	4	10	0	1	0	2	31																																																																																																																																																																																																																																																																																																																																																																																																																																																																																																																																																																																																																																																																										
Clark		2-4	0-2	5-5	0-0-0	4	9	2	1	0	0	16																																																																																																																																																																																																																																																																																																																																																																																																																																																																																																																																																																																																																																																																										
Johnson		0-0	0-0	0-0	0-1-1	0	0	0	1	0	0	1																																																																																																																																																																																																																																																																																																																																																																																																																																																																																																																																																																																																																																																																										
McArthur		0-0	0-0	0-0	1-0-1	2	0	1	0	0	0	7																																																																																																																																																																																																																																																																																																																																																																																																																																																																																																																																																																																																																																																																										
Harrison		0-0	0-0	0-0	0-0-0	0	0	0	0	0	0	2																																																																																																																																																																																																																																																																																																																																																																																																																																																																																																																																																																																																																																																																										
Atanga		0-0	0-0	0-0	1-1-2	5	0	0	1	3	3	12																																																																																																																																																																																																																																																																																																																																																																																																																																																																																																																																																																																																																																																																										
TEAM				1-1-2																																																																																																																																																																																																																																																																																																																																																																																																																																																																																																																																																																																																																																																																																		
Totals		28-61	9-27	12-15	7-21-28	26	77	9	14	6	7	200																																																																																																																																																																																																																																																																																																																																																																																																																																																																																																																																																																																																																																																																										
Pct.		45.9	33.3	80.0	DR: 3.1																																																																																																																																																																																																																																																																																																																																																																																																																																																																																																																																																																																																																																																																																	
<p>Officials: Roger Ayers, Tim Nestor, Jeffrey Anderson Attendance: 9,314 • Technical Fouls: None</p> <table><tr><td>Score by Periods</td><td>1st</td><td>2nd</td><td>Total</td></tr><tr><td>Cornell</td><td>30</td><td>17</td><td>47</td></tr><tr><td>Duke</td><td>41</td><td>47</td><td>88</td></tr></table>													Score by Periods	1st	2nd	Total	Cornell	30	17	47	Duke	41	47	88	<p>Officials: Louie Andrakakos, Bryan Kersey, Ray Natili Attendance: 9,314 • Technical Fouls: None</p> <table><tr><td>Score by Periods</td><td>1st</td><td>2nd</td><td>Total</td></tr><tr><td>Elon</td><td>27</td><td>27</td><td>54</td></tr><tr><td>Duke</td><td>35</td><td>41</td><td>76</td></tr></table>													Score by Periods	1st	2nd	Total	Elon	27	27	54	Duke	35	41	76																																																																																																																																																																																																																																																																																																																																																																																																																																																																																																																																																																																																																																					
Score by Periods	1st	2nd	Total																																																																																																																																																																																																																																																																																																																																																																																																																																																																																																																																																																																																																																																																																			
Cornell	30	17	47																																																																																																																																																																																																																																																																																																																																																																																																																																																																																																																																																																																																																																																																																			
Duke	41	47	88																																																																																																																																																																																																																																																																																																																																																																																																																																																																																																																																																																																																																																																																																			
Score by Periods	1st	2nd	Total																																																																																																																																																																																																																																																																																																																																																																																																																																																																																																																																																																																																																																																																																			
Elon	27	27	54																																																																																																																																																																																																																																																																																																																																																																																																																																																																																																																																																																																																																																																																																			
Duke	35	41	76																																																																																																																																																																																																																																																																																																																																																																																																																																																																																																																																																																																																																																																																																			
<p>FG's (1st half: 17-29, 58.6%; 2nd half: 17-31, 54.8%) 3FG's (1st half: 3-11, 27.3%; 2nd half: 4-10, 40.0%) FT's (1st half: 4-7, 57.1%; 2nd half: 9-10, 90.0%)</p>													<p>FG's (1st half: 13-30, 43.3%; 2nd half: 16-37, 43.2%) 3FG's (1st half: 4-6, 66.7%; 2nd half: 7-13, 53.8%) FT's (1st half: 5-11, 45.5%; 2nd half: 2-5, 40.0%)</p>													<p>FG's (1st half: 13-28, 46.4%; 2nd half: 18-35, 51.4%) 3FG's (1st half: 5-8, 62.5%; 2nd half: 2-6, 33.3%) FT's (1st half: 7-14, 50.0%; 2nd half: 14-19, 73.7%)</p>																																																																																																																																																																																																																																																																																																																																																																																																																																																																																																																																																																																																																																																												
<p>Officials: Mike Eades, Sean Hull, Joe Lindsay Attendance: 9,314 • Technical Fouls: None</p> <table><tr><td>Score by Periods</td><td>1st</td><td>2nd</td><td>Total</td></tr><tr><td>Santa Clara</td><td>36</td><td>41</td><td>77</td></tr><tr><td>Duke</td><td>38</td><td>52</td><td>90</td></tr></table>													Score by Periods	1st	2nd	Total	Santa Clara	36	41	77	Duke	38	52	90	<p>Officials: Louie Andrakakos, Bryan Kersey, Ray Natili Attendance: 9,314 • Technical Fouls: None</p> <table><tr><td>Score by Periods</td><td>1st</td><td>2nd</td><td>Total</td></tr><tr><td>Elon</td><td>27</td><td>27</td><td>54</td></tr><tr><td>Duke</td><td>35</td><td>41</td><td>76</td></tr></table>													Score by Periods	1st	2nd	Total	Elon	27	27	54	Duke	35	41	76																																																																																																																																																																																																																																																																																																																																																																																																																																																																																																																																																																																																																																					
Score by Periods	1st	2nd	Total																																																																																																																																																																																																																																																																																																																																																																																																																																																																																																																																																																																																																																																																																			
Santa Clara	36	41	77																																																																																																																																																																																																																																																																																																																																																																																																																																																																																																																																																																																																																																																																																			
Duke	38	52	90																																																																																																																																																																																																																																																																																																																																																																																																																																																																																																																																																																																																																																																																																			
Score by Periods	1st	2nd	Total																																																																																																																																																																																																																																																																																																																																																																																																																																																																																																																																																																																																																																																																																			
Elon	27	27	54																																																																																																																																																																																																																																																																																																																																																																																																																																																																																																																																																																																																																																																																																			
Duke	35	41	76																																																																																																																																																																																																																																																																																																																																																																																																																																																																																																																																																																																																																																																																																			

2012-13 Duke Boxscores

[1/1] Duke 67, Davidson 50

Game 13 • Jan. 2, 2013 • Charlotte, N.C.

Duke	FG	3FG	FT	REB	PF	TP	A	TO	B	S	Min	
Ma. Plumlee	f	4-7	0-0	2-3	0-7-7	4	10	2	6	3	2	33
Kelly	f	5-8	3-4	5-6	2-5-7	1	18	0	1	1	0	35
Cook	g	6-9	0-1	3-3	0-3-3	3	15	2	1	0	2	34
Sulaimon	g	1-6	0-1	6-6	0-7-7	1	8	0	1	1	0	31
Curry	g	3-11	0-2	0-0	0-1-1	4	6	3	1	0	1	31
Thornton		2-5	2-3	4-4	0-2-2	0	10	1	0	0	0	23
Murphy		0-0	0-0	0-0	0-0-0	0	0	0	0	0	0	1
Hairston		0-0	0-0	0-0	0-2-2	4	0	0	1	0	0	9
Jefferson		0-0	0-0	0-0	1-0-1	0	0	0	1	0	0	3
TEAM				3-0-3								
Totals	21-46	5-11	20-22	6-27-33	17	67	8	12	5	5	200	
Pct.	45.7	45.5	90.9	DR: 0								

FG's (1st half: 9-22, 40.9%; 2nd half: 12-24, 50.0%)
3FG's (1st half: 2-6, 33.3%; 2nd half: 3-5, 60.0%)
FT's (1st half: 9-10, 90.0%; 2nd half: 11-12, 91.7%)

Davidson

FG	3FG	FT	REB	PF	TP	A	TO	B	S	Min		
Cohen	f	5-10	1-3	8-8	3-5-8	4	19	0	3	1	0	19
Brooks	f	4-13	0-1	0-0	4-8-12	2	8	2	2	2	1	30
Kuhlman	g	0-3	0-1	2-2	0-1-1	1	2	4	2	0	1	34
Cochran	g	1-3	0-2	0-0	0-0-0	3	2	2	3	0	1	32
Czerapowicz	g	2-8	1-5	0-0	0-2-2	1	5	0	0	0	0	23
Kalninski		3-6	2-5	1-2	0-3-3	1	9	1	1	0	0	26
Barham		0-0	0-0	0-0	0-0-0	0	0	0	0	0	0	1
Doney		0-1	0-1	0-0	2-2-4	3	0	0	1	0	0	14
Mann		2-12	0-1	1-1	3-0-3	4	5	0	2	3	0	21
TEAM				1-0-1								
Totals	17-56	4-19	12-13	13-21-34	19	50	9	14	6	3	200	
Pct.	30.4	21.1	92.3	DR: 0								

FG's (1st half: 11-34, 32.4%; 2nd half: 6-22, 27.3%)
3FG's (1st half: 2-10, 20.0%; 2nd half: 2-9, 22.2%)
FT's (1st half: 5-5, 100.0%; 2nd half: 7-8, 87.5%)

Officials: Gary Maxwell, Raymond Natili, Frank Raposo

Attendance: 13,607 • Technical Fouls: None

Score by Periods

1st	2nd	Total	
Duke	29	38	67
Davidson	29	21	50

[1/1] Duke 80, Wake Forest 62

Game 14 • Jan. 5, 2013 • Durham, N.C.

Wake Forest	FG	3FG	FT	REB	PF	TP	A	TO	B	S	Min	
Thomas	f	0-4	0-0	0-0	2-10-12	4	0	1	6	0	0	25
McKie	f	7-11	1-1	7-9	1-10-11	3	22	0	3	1	2	38
Adala-Moto	f	2-7	0-1	0-0	2-4-6	3	4	0	3	0	0	13
Miller-McIntyre	g	3-11	2-4	0-1	2-2-4	2	8	1	2	0	0	24
Harris	g	7-11	0-2	5-7	0-2-2	1	19	4	1	0	1	35
Jones		2-3	0-0	0-0	1-0-1	4	4	0	1	0	1	21
Fischer		1-3	1-2	0-0	0-0-0	2	3	1	1	0	0	20
Washington		0-1	0-0	0-0	1-0-1	1	0	0	0	0	0	6
Roundtree		0-1	0-1	0-1	0-0-0	0	0	0	0	0	0	6
Cavanaugh		1-4	0-0	0-0	0-0-0	5	2	1	2	0	0	12
TEAM				4-2-6								
Totals	23-56	4-11	12-18	13-30-43	25	62	8	19	1	4	200	
Pct.	41.1	36.4	66.7	DR: 1.1								

FG's (1st half: 11-26, 42.3%; 2nd half: 12-30, 40.0%)
3FG's (1st half: 2-5, 40.0%; 2nd half: 2-6, 33.3%)
FT's (1st half: 6-10, 60.0%; 2nd half: 6-8, 75.0%)

Duke

FG	3FG	FT	REB	PF	TP	A	TO	B	S	Min		
Ma. Plumlee	f	5-8	0-0	3-9	3-9-12	0	13	2	1	1	0	33
Kelly	f	6-9	5-7	5-6	3-1-4	5	22	1	1	1	0	18
Cook	g	0-11	0-4	0-0	0-3-3	1	0	14	1	0	1	38
Sulaimon	g	5-11	2-4	0-0	0-3-3	2	12	0	0	0	2	25
Curry	g	8-15	3-7	3-5	0-3-3	2	22	5	2	1	0	29
Thornton		1-3	1-2	0-0	0-1-1	2	3	0	0	0	2	20
Murphy		2-2	0-0	0-0	0-0-0	0	4	0	0	0	0	8
Hairston		1-2	0-0	0-0	1-0-1	1	2	0	1	0	1	18
Jefferson		0-0	0-0	0-0	1-1-2	1	0	0	0	0	0	4
Mar. Plumlee		1-2	0-0	0-2	0-0-0	2	2	0	0	1	0	7
TEAM				2-4-6								
Totals	29-63	11-24	11-22	10-25-35	16	80	22	6	4	6	200	
Pct.	36.4	45.8	50.0	DR: 4								

FG's (1st half: 12-33, 36.4%; 2nd half: 17-30, 56.7%)
3FG's (1st half: 9-16, 56.3%; 2nd half: 2-8, 25.0%)
FT's (1st half: 8-11, 72.7%; 2nd half: 3-11, 27.3%)

Officials: Karl Hess, Brian Dorsey, Gary Maxwell

Attendance: 9,314 • Technical Fouls: None

Score by Periods

1st	2nd	Total	
Wake Forest	30	32	62
Duke	41	39	80

[1/1] Duke 68, Clemson 40

Game 15 • Jan. 8, 2013 • Durham, N.C.

Clemson	FG	3FG	FT	REB	PF	TP	A	TO	B	S	Min	
Jennings	f	2-7	1-3	1-2	1-5-6	1	6	1	0	0	0	32
McDaniels	f	3-12	0-2	0-2	2-3-5	4	5	0	5	1	2	27
Booker	c	5-13	0-0	2-2	8-7-15	0	12	0	1	2	1	36
Flier	g	2-4	0-2	2-2	0-1-1	2	6	0	3	0	2	22
Hall	g	1-2	0-0	0-2	0-1-1	3	2	1	3	0	0	31
Fields		0-0	0-0	0-0	0-0-0	0	0	0	1	0	0	1
Roper		1-9	0-3	4-4	0-0-0	0	6	1	0	0	3	23
Harrison		1-6	0-1	0-0	0-0-0	1	2	0	0	0	0	18
Sullivan		0-0	0-0	0-0	0-0-0	0	0	0	0	0	0	4
Smith		0-0	0-0	0-0	0-0-0	1	0	0	0	0	0	1
Nnoko		0-0	0-0	0-0	0-0-0	0	0	0	0	0	0	5
TEAM				1-2-3								
Totals	15-53	1-11	9-14	12-19-31	12	40	3	13	3	8	200	
Pct.	28.3	9.1	64.3	DR: 2.1								

FG's (1st half: 3-25, 12.0%; 2nd half: 12-28, 42.9%)
3FG's (1st half: 0-6, 0.0%; 2nd half: 1-5, 20.0%)
FT's (1st half: 4-4, 100.0%; 2nd half: 5-10, 50.0%)

Duke

FG	3FG	FT	REB	PF	TP	A	TO	B	S	Min		
Ma. Plumlee	f	3-9	0-0	2-4	2-11-13	1	8	5	6	1	1	36
Kelly	f	4-9	2-2	2-2	3-3-6	0	12	0	0	0	1	19
Cook	g	12-16	3-5	0-0	1-4-5	2	27	5	1	0	4	35
Sulaimon	g	1-5	0-2	0-2	1-6-7	4	2	1	1	0	0	24
Curry	g	3-10	2-4	0-0	1-0-1	0	8	1	1	0	0	30
Thornton		1-2	1-2	0-0	0-2-2	2	3	1	3	0	0	23
Murphy		1-1	0-0	0-1	1-0-1	1	2	0	0	0	0	5
Hairston		0-1	0-0	1-2	1-0-1	1	1	0	0	0	0	16
Jefferson		2-3	0-0	1-1	1-2-3	1	5	0	0	0	1	9
Mar. Plumlee		0-0	0-0	0-2	0-0-0	0	0	0	0	0	0	2
Zafrovski		0-0	0-0	0-0	0-0-0	0	0	0	0	0	1	1
TEAM				2-1-3								
Totals	27-56	8-15	6-14	13-29-42	12	68	13	13	1	8	200	
Pct.	48.2	53.3	42.9	DR: 4								

FG's (1st half: 9-31, 29.0%; 2nd half: 18-25, 72.0%)
3FG's (1st half: 3-9, 33.3%; 2nd half: 5-6, 83.3%)
FT's (1st half: 4-9, 44.4%; 2nd half: 2-5, 40.0%)

Officials: Roger Ayers, Bryan Kersey, John Cahill

Attendance: 9,314 • Technical Fouls: None

Score by Periods

1st	2nd	Total	
Clemson	10	30	40
Duke	25	43	68

[20/21] N.C. State 84, [1/1] Duke 76

Game 16 • Jan. 12, 2013 • Raleigh, N.C.

Duke	FG	3FG	FT	REB	PF	TP	A	TO	B	S	Min	
Ma. Plumlee	f	7-10	0-0	1-3	4-7-11	1	15	1	2	2	4	40
Cook	g	6-16	1-6	4-4	1-2-3	5	17	7	4	0	0	39
Sulaimon	g	0-10	0-3	4-4	0-0-0	2	4	0	0	0	0	27
Curry	g	8-16	5-10	1-1	1-4-5	1	22	0	4	0	0	32
Hairston	f	4-7	0-0	0-0	3-2-5	1	8	1	2	0	0	25
Thornton		0-1	0-1	0-0	1-2-3	5	0	1	0	0	2	19
Murphy		0-0	0-0	0-0	0-0-0	0	0	0	0	0	0	3
Jefferson		5-7	0-0	0-0	2-2-4	5	10	0	0	2	0	12
Mar. Plumlee		0-0	0-0	0-0	0-0-0	0	0	0	0	0	0	3
TEAM				1-3-4								
Totals	30-67	6-20	10-12	13-22-35	20	76	10	12	4	6	200	
Pct.	44.8	30.0	83.3	DR: 1								

FG's (1st half: 16-36, 44.4%; 2nd half: 14-31, 45.2%)
3FG's (1st half: 2-8, 25.0%; 2nd half: 4-12, 33.3%)
FT's (1st half: 5-7, 71.4%; 2nd half: 5-5, 100.0%)

N.C. State

FG	3FG	FT	REB	PF	TP	A	TO	B	S	Min		
Purvis	g	3-6	0-1	1-2	0-1-1	1	7	0	1	0	1	24
Howell	f	7-12	0-0	2-2	6-12-18	2	16	0	2	0	2	38
Brown	g	3-13	1-4	5-6	0-4-4	3	12	13	4	0	1	38
Leslie	f	9-16	0-0	7-8	1-5-6	2	25	0	1	2	0	38
Wood	f	3-3	3-3	5-5	0-1-1	3	14	0	2	1	0	33
Lewis		0-1	0-0	0-0	0-0-0	0	0	0	0	0	0	2
Warren		5-8	0-0	0-0	2-1-3	2	10	0	1	1	0	27
TEAM				0-1-1								
Totals	30-59	4-8	20-23	9-25-34	13	84	13	11	4	4	200	
Pct.	50.8	50.0	87.0	DR: 1								

2012-13 Duke Boxscores

[1/1] Duke 84, Maryland 64

Game 19 • Jan. 26, 2013 • Durham, N.C.

Maryland	FG	3FG	FT	REB	PF	TP	A	TO	B	S	Min
Wells f	5-13	1-4	2-3	4-4-8	1	13	1	3	2	0	36
Cleare f	1-2	0-0	0-0	0-3-3	4	2	0	1	0	0	16
Len c	3-6	0-0	2-5	2-8-10	2	8	0	1	1	0	34
Faust g	3-12	2-5	1-2	3-1-4	1	9	3	4	0	1	30
Leyman g	2-6	1-5	0-0	0-1-1	2	5	0	0	1	0	24
Mitchell	5-8	0-0	3-4	6-1-7	3	13	1	2	1	0	13
Aronhalt	2-4	1-2	0-0	1-1-2	0	5	1	2	0	0	10
Allen	1-2	0-1	0-0	0-2-2	2	2	0	0	0	0	10
Howard	2-5	0-1	1-2	0-2-2	1	5	3	1	0	0	21
Padgett	1-2	0-0	0-0	0-3-3	0	2	1	0	0	0	6
TEAM				1-0-1							
Totals	25-60	5-18	9-16	17-26-43	16	64	10	14	5	1	200
Pct.	41.7	27.8	56.3	DR: 2							

FG's (1st half: 15-36, 41.7%; 2nd half: 10-24, 41.7%)

3FG's (1st half: 3-11, 27.3%; 2nd half: 2-7, 28.6%)

FT's (1st half: 2-6, 33.3%; 2nd half: 7-10, 70.0%)

Duke	FG	3FG	FT	REB	PF	TP	A	TO	B	S	Min
Ma. Plumlee f	9-12	0-0	1-5	3-4-7	3	19	3	1	0	2	37
Jefferson f	3-8	0-0	5-9	5-4-9	3	11	1	0	3	0	24
Cook g	5-13	1-5	0-0	0-5-5	1	11	9	2	0	2	40-
Sulaimon g	9-13	6-8	1-2	0-1-1	4	25	2	0	0	0	29
Curry g	5-14	3-8	0-0	1-3-4	0	13	1	0	0	2	32
Thornton	1-1	1-1	0-0	0-3-3	3	3	1	0	0	0	21
Murphy	0-0	0-0	0-0	0-0-0	0	0	0	0	0	0	0+
Hairston	1-1	0-0	0-1	0-2-2	1	2	1	0	0	0	14
Mar. Plumlee	0-1	0-0	0-0	0-0-0	0	0	0	1	0	1	3
TEAM				2-1-3							
Totals	33-63	11-22	7-17	17-23-34	15	84	18	4	3	7	200
Pct.	52.4	50.0	41.2	DR: 3							

FG's (1st half: 15-30, 50.0%; 2nd half: 18-33, 54.5%)

3FG's (1st half: 7-10, 70.0%; 2nd half: 4-12, 33.3%)

FT's (1st half: 6-11, 54.5%; 2nd half: 1-6, 16.7%)

Officials: Les Jones, Bryan Kersey, Michael Stephens

Attendance: 9,314 • Technical Fouls: Maryland - None. Duke - Mason Plumlee

Score by Periods	1st	2nd	Total
Maryland	35	29	64
Duke	43	41	84

[5/5] Duke 75, Wake Forest 70

Game 20 • Jan. 30, 2013 • Winston-Salem, N.C.

Duke	FG	3FG	FT	REB	PF	TP	A	TO	B	S	Min
Ma. Plumlee f	12-15	0-0	8-10	4-5-9	4	32	2	7	2	2	36
Jefferson f	0-1	0-0	0-0	1-2-3	4	0	0	1	0	1	19
Cook g	5-12	1-5	1-2	0-4-4	2	12	7	3	0	1	38
Sulaimon g	2-4	0-2	2-3	1-3-4	3	6	1	1	0	0	24
Curry g	7-17	1-6	6-7	0-2-2	2	21	2	1	1	0	37
Thornton	1-3	0-1	0-0	0-0-0	2	2	1	0	0	0	22
Murphy	0-0	0-0	0-0	0-1-1	1	0	0	0	0	1	6
Hairston	1-2	0-0	0-0	1-2-3	2	2	0	1	1	0	14
Mar. Plumlee	0-0	0-0	0-0	0-1-1	1	0	0	1	0	0	4
TEAM				1-1-2							
Totals	28-54	2-14	17-22	8-21-29	21	75	13	15	4	5	200
Pct.	51.9	14.3	77.3	DR: 2							

FG's (1st half: 17-31, 54.8%; 2nd half: 11-23, 47.8%)

3FG's (1st half: 1-5, 20.0%; 2nd half: 1-9, 11.1%)

FT's (1st half: 5-6, 83.3%; 2nd half: 12-16, 75.0%)

Wake Forest	FG	3FG	FT	REB	PF	TP	A	TO	B	S	Min
Thomas f	7-10	0-0	1-3	2-4-6	4	15	2	2	0	0	25
McKie f	5-12	2-4	2-2	0-7-7	1	14	2	0	2	1	37
Miller-McIntyre g	3-7	0-1	0-0	0-2-2	4	6	1	3	0	0	25
Jones g	2-2	0-0	0-0	0-0-0	3	4	5	3	0	2	31
Harris g	4-12	0-2	6-7	0-3-3	4	14	1	5	0	0	34
Fischer	0-1	0-1	0-0	0-0-0	0	0	0	0	0	0	5
Rountree	1-1	0-0	2-2	1-0-1	0	4	2	1	1	0	11
Cavanaugh	2-4	1-2	1-1	1-1-2	2	6	1	3	0	1	15
Adala Moto	1-3	0-1	5-6	1-3-4	3	7	0	0	0	0	17
TEAM				3-1-4							
Totals	25-52	3-11	17-21	8-21-29	21	70	14	17	3	4	200
Pct.	48.1	27.3	81.0	DR: 2							

FG's (1st half: 13-24, 54.2%; 2nd half: 12-28, 42.9%)

3FG's (1st half: 3-8, 37.5%; 2nd half: 0-3, 0.0%)

FT's (1st half: 11-12, 91.7%; 2nd half: 6-9, 66.7%)

Officials: Mike Eades, Tim Nestor, Tim Kelly

Attendance: 12,603 • Technical Fouls: None

Score by Periods	1st	2nd	Total
Duke	40	35	75
Wake Forest	40	30	70

[5/5] Duke 79, Florida State 60

Game 21 • Feb. 2, 2013 • Tallahassee, Fla.

Duke	FG	3FG	FT	REB	PF	TP	A	TO	B	S	Min
Ma. Plumlee f	4-4	0-0	0-0	2-3-5	2	8	2	2	3	2	25
Jefferson f	4-4	0-0	3-4	1-3-4	0	11	1	1	1	1	29
Cook g	7-12	4-6	0-0	1-4-5	2	18	6	1	0	0	32
Sulaimon g	6-11	2-4	0-0	0-2-2	2	14	3	1	0	1	35
Curry g	7-11	5-7	2-2	0-1-1	1	21	3	0	0	2	27
Thornton	1-1	0-0	0-0	0-2-2	0	2	5	1	0	0	17
Murphy	0-1	0-1	0-0	1-1-2	3	0	0	3	0	1	13
Hairston	2-6	0-0	1-2	1-0-1	5	5	0	1	2	0	16
Mar. Plumlee	0-1	0-0	0-0	0-1-1	0	0	0	0	0	0	6
TEAM				0-4-4							
Totals	31-51	11-18	6-8	6-21-27	15	79	20	10	6	7	200
Pct.	60.8	61.1	75.0	DR: 1,1							

FG's (1st half: 18-29, 62.1%; 2nd half: 13-22, 59.1%)

3FG's (1st half: 4-7, 57.1%; 2nd half: 7-11, 63.6%)

FT's (1st half: 2-3, 66.7%; 2nd half: 4-5, 80.0%)

Florida State	FG	3FG	FT	REB	PF	TP	A	TO	B	S	Min
White f	3-8	0-1	1-2	2-2-4	4	7	0	2	0	0	28
Turpin c	3-3	0-0	1-2	2-2-4	1	7	0	1	1	1	20
Brandon g	1-4	0-0	0-0	0-1-1	0	2	0	1	0	0	17
Snaer g	3-13	1-4	0-0	2-3-5	2	7	1	1	0	2	26
Whisnant g	0-2	0-2	0-0	0-0-0	0	0	0	1	0	0	14
Bookert	3-5	1-2	2-2	0-2-2	0	9	1	3	0	0	24
Gilchrist	1-3	0-1	2-2	0-1-1	1	4	1	0	0	0	12
Bojanovsky	2-2	0-0	0-0	0-0-0	1	4	0	1	0	1	13
Thomas	4-7	1-2	5-5	0-0-0	2	14	2	0	1	0	22
Miller	2-3	0-1	0-0	0-2-2	3	4	4	1	0	0	18
Ojo	1-5	0-0	0-0	2-0-2	0	2	0	0	0	0	6
TEAM				3-0-3							
Totals	23-55	3-13	11-13	11-13-24	14	60	9	11	2	4	200
Pct.	41.8	23.1	84.6	DR: 1,2							

FG's (1st half: 8-28, 28.6%; 2nd half: 15-27, 55.6%)

3FG's (1st half: 1-10, 10.0%; 2nd half: 2-3, 66.7%)

FT's (1st half: 5-6, 83.3%; 2nd half: 6-7, 85.7%)

Officials: Karl Hess, Roger Ayers, Les Jones

Attendance: 12,100 • Technical Fouls: Duke - None, Florida State - Michael Snaer

Score by Periods	1st	2nd	Total
Duke	42	37	79
Florida State	22	38	60

[4/4] Duke 98, N.C. State 85

Game 22 • Feb. 7, 2013 • Durham, N.C.

N.C. State	FG	3FG	FT	REB	PF	TP	A	TO	B	S	Min
Howell f	11-18	0-0	1-2	3-6-9	5	23	1	1	1	1	29
Leslie f	7-10	0-0	2-5	0-6-6	5	16	1	4	0	0	36
Wood f	5-9	4-7	0-0	0-0-0	2	14	2	1	0	0	33
Purvis g	3-8	0-1	1-3	0-3-3	1	7	2	0	0	0	33
Lewis g	4-8	0-1	5-5	1-1-2	2	13	6	0	0	1	39
Vandenberg	0-1	0-0	0-0	0-0-0	3	0	0	0	0	0	2
Warren	5-12	0-0	2-4	5-2-7	4	12	0	1	0	0	28
TEAM				3-1-4							
Totals	35-66	4-9	11-19	12-19-31	22	85	12	7	1	2	200
Pct.	53.0	44.4	57.9	DR: 3							

FG's (1st half: 16-37, 43.2%; 2nd half: 19-29, 65.5%)

3FG's (1st half: 1-4, 25.0%; 2nd half: 3-5, 60.0%)

FT's (1st half: 4-6, 66.7%; 2nd half: 7-13, 53.8%)

Duke	FG	3FG	FT	REB	PF	TP	A	TO	B	S	Min
Ma. Plumlee f	9-11	0-0	12-16	2-7-9	4	30	2	1	2	0	40-
Jefferson f	2-3	0-0	0-0	2-3-5	3	4	0	1	1	0	25
Cook g	6-8	4-5	5-6	0-4-4	3	21	4	1	1	0	35
Sulaimon g	3-8	2-4	3-3	0-5-5	4	11	2	2	0	0	35
Curry g	6-15	4-12	10-12	1-2-3	4	26	4	1	0	1	35
Thornton	1-3	0-1	0-0	0-2-2	3	2	6	1	0	2	18
Murphy	1-4	0-2	2-4	1-0-1	0	4	0	0	0	0	12
Mar. Plumlee	0-0	0-0	0-0	0-1-1	0	0	0	0	0	0	0+
TEAM				3-0-3							
Totals	28-52	10-24	32-41	9-24-33	21	98	18	8	4	3	200
Pct.	53.8	41.7	78.0	DR: 5							

FG's (1st half: 19-31, 61.3%; 2nd half: 9-21, 42.9%)

3FG's (1st

2012-13 Duke Boxscores

Maryland 83, [2/2] Duke 81

Game 25 • Feb. 16, 2013 • College Park, Md.

Duke	FG	3FG	FT	REB	PF	TP	A	TO	B	S	Min
Ma. Plumlee f	2-7	0-0	0-2	2-1-3	5	4	2	2	0	0	33
Jefferson f	0-0	0-0	0-0	0-2-2	2	0	0	0	0	0	8
Cook g	6-16	2-6	4-5	0-2-2	2	18	6	5	0	4	37
Sulaimon g	4-12	1-4	7-7	0-4-4	3	16	1	0	0	1	32
Curry g	11-17	3-7	0-1	0-1-1	3	25	3	2	0	2	38
Thornton	1-1	0-0	1-2	2-0-2	4	3	2	0	1	4	19
Murphy	2-5	0-2	0-1	0-0-0	0	4	0	1	0	1	8
Hairston	4-5	0-0	3-3	0-3-3	5	11	0	1	0	0	24
Mar. Plumlee	0-0	0-0	0-0	0-0-0	0	0	0	1	0	0	1
TEAM				3-0-3							
Totals	30-63	6-19	15-21	7-13-20	24	81	14	12	1	12	200
Pct.	47.6	31.6	71.4	DR: 1							

FG's (1st half: 14-28, 50.0%; 2nd half: 16-35, 45.7%)
3FG's (1st half: 1-6, 16.7%; 2nd half: 5-13, 38.5%)
FT's (1st half: 5-5, 100%; 2nd half: 10-16, 62.5%)

Maryland	FG	3FG	FT	REB	PF	TP	A	TO	B	S	Min
Wells f	3-5	0-1	3-6	1-6-7	5	9	7	6	0	2	27
Clearse f	1-2	0-0	3-3	1-3-4	1	5	0	1	0	0	15
Len c	6-8	0-0	7-8	3-6-9	4	19	0	2	3	0	28
Allen g	4-7	1-3	7-8	0-2-2	3	16	1	8	1	2	29
Layman g	3-6	1-4	1-2	1-4-5	3	8	1	1	2	0	33
Mitchell	4-7	0-0	0-0	1-2-3	1	8	0	3	0	2	16
Aronhalt	1-3	1-3	0-0	0-1-1	1	3	0	1	0	0	13
Faust	2-4	1-2	2-2	0-4-4	3	7	2	4	0	1	26
Padgett	3-3	0-0	2-5	1-2-3	4	8	0	0	0	0	13
TEAM				1-1-2							
Totals	27-45	4-13	25-34	9-31-40	25	83	11	26	6	7	200
Pct.	60.0	30.8	73.5	DR: 5							

FG's (1st half: 15-27, 55.6%; 2nd half: 12-18, 66.7%)
3FG's (1st half: 3-10, 30.0%; 2nd half: 3-13, 33.3%)
FT's (1st half: 2-3, 66.7%; 2nd half: 23-31, 74.2%)

Officials: James Luckie, Raymond E. Jr. Styons, Brian Dorsey
Attendance: 17,950 • Technical Fouls: None

Score by Periods	1st	2nd	Total
Duke	34	47	81
Maryland	35	48	83

[6/6] Duke 88, Virginia Tech 56

Game 26 • Feb. 21, 2013 • Blacksburg, Va.

Duke	FG	3FG	FT	REB	PF	TP	A	TO	B	S	Min
Ma. Plumlee f	4-6	0-0	5-6	1-11-12	3	13	5	2	3	0	36
Hairston f	4-6	0-0	3-4	1-2-3	3	11	0	0	0	0	21
Cook g	3-6	1-2	0-0	0-1-1	3	7	1	2	0	0	18
Sulaimon g	7-11	3-4	0-0	1-4-5	1	17	2	1	0	2	30
Curry g	6-14	5-6	5-6	2-0-2	2	22	2	0	0	1	32
Thornton	2-3	2-3	0-0	0-1-1	1	6	5	0	0	1	30
Murphy	3-4	1-2	1-1	1-0-1	2	8	0	0	0	0	11
Jefferson	1-4	0-0	2-2	2-3-5	1	4	0	0	0	0	17
Mar. Plumlee	0-1	0-0	0-2	1-0-1	1	0	0	0	1	1	3
Zafirovski	0-1	0-0	0-0	0-1-1	1	0	0	0	0	0	2
TEAM				2-0-2							
Totals	30-56	12-17	16-21	11-23-34	18	88	15	5	4	5	200
Pct.	53.6	70.6	76.2	DR: 3.1							

FG's (1st half: 15-25, 60.0%; 2nd half: 15-31, 48.4%)
3FG's (1st half: 8-9, 88.9%; 2nd half: 4-8, 50.0%)
FT's (1st half: 10-10, 100%; 2nd half: 6-11, 54.5%)

Virginia Tech	FG	3FG	FT
---------------	----	-----	----

2012-13 Duke Basketball Charts

Overall Record: 24-4 (Home: 14-0; Road: 4-4; Neutral: 6-0)

ACC Record: 11-4 (Home: 7-0; Road: 4-4)

Date	Opponent	Result	Duke High Scorer	Opponent High Scorer	Duke High Rebounder	Opponent High Rebounder	Duke High Assists	Att.
N. 9	[8/-] GEORGIA STATE	W, 74-55	Mason Plumlee (19)	Devonta White (19)	Mason Plumlee (14)	R.J. Hunter (10)	Kelly / Sulaimon (4)	9,314#
N. 13	[9/3] ^ vs. Kentucky	W, 75-68	Seth Curry (23)	Alex Poythress (20)	Rasheed Sulaimon (6)	Noel / Poythress (8)	Rasheed Sulaimon (5)	22,847
N. 18	[9/-] < FLORIDA GULF COAST	W, 88-67	Mason Plumlee (28)	Bernard Thompson (24)	Plumlee / Kelly (9)	three with (6)	Quinn Cook (9)	9,314#
N. 22	[5/-] > vs. Minnesota	W, 89-71	Seth Curry (25)	Rodney Williams (16)	Mason Plumlee (17)	Rodney Williams (7)	Quinn Cook (4)	3,511#
N. 23	[5/-] > vs. VCU	W, 67-58	Mason Plumlee (17)	Graham / Reddic (16)	Mason Plumlee (10)	Juvonte Reddic (13)	Quinn Cook (9)	3,474
N. 24	[5/2] > vs. Louisville	W, 76-71	Mason Plumlee (16)	Peyton Siva (19)	Mason Plumlee (7)	Stephen Van Treese (8)	Quinn Cook (6)	3,511#
N. 28	[2/4] + OHIO STATE	W, 73-68	Mason Plumlee (21)	Deshaun Thomas (16)	Mason Plumlee (17)	Amir Williams (10)	Quinn Cook (8)	9,314#
D. 1	[2/-] DELAWARE	W, 88-50	Plumlee & Kelly (18)	Devon Saddler (23)	Mason Plumlee (11)	Saddler & Baptiste (9)	Tyler Thornton (10)	9,314#
D. 8	[2/-] ~ vs. Temple	W, 90-67	Seth Curry (23)	Quenton DeCosey (13)	Mason Plumlee (14)	Anthony Lee (9)	Rasheed Sulaimon (7)	12,157
D. 19	[1/-] CORNELL	W, 88-47	Seth Curry (20)	Shonn Miller (14)	Mason Plumlee (9)	Shonn Miller (6)	Quinn Cook (12)	9,314#
D. 20	[1/-] ELON	W, 76-54	Mason Plumlee (21)	Sebastian Koch (14)	Mason Plumlee (15)	Sebastian Koch (9)	Sulaimon / Thornton (4)	9,314#
D. 29	[1/-] SANTA CLARA	W, 90-77	Seth Curry (31)	Kevin Foster (29)	Mason Plumlee (13)	Evan Roquemore (6)	Cook / Plumlee (5)	9,314#
J. 2	[1/-] % vs. Davidson	W, 67-50	Ryan Kelly (18)	Jake Cohen (19)	three with (7)	De'Mon Brooks (12)	Seth Curry (3)	13,607
J. 5	[1/-] WAKE FOREST *	W, 80-62	Kelly / Curry (22)	Travis McKie (22)	Mason Plumlee (12)	Devin Thomas (12)	Quinn Cook (14)	9,314#
J. 8	[1/-] CLEMSON *	W, 68-40	Quinn Cook (27)	Devin Booker (12)	Mason Plumlee (13)	Devin Booker (15)	Cook / Plumlee (5)	9,314#
J. 12	[1/20] at N.C. State *	L, 76-84	Seth Curry (22)	C.J. Leslie (25)	Mason Plumlee (11)	Richard Howell (18)	Quinn Cook (7)	19,557#
J. 17	[3/-] GEORGIA TECH *	W, 73-57	Seth Curry (24)	Chris Bolden (20)	Mason Plumlee (13)	Carter, Jr. / Miller (9)	Quinn Cook (5)	9,314#
J. 23	[1/25] at Miami *	L, 63-90	Rasheed Sulaimon (16)	Durand Scott (25)	Mason Plumlee (11)	Larkin / Gamble (10)	Quinn Cook (5)	7,972#
J. 26	[1/-] MARYLAND *	W, 84-64	Rasheed Sulaimon (25)	Wells / Mitchell (13)	Amile Jefferson (9)	Alex Len (10)	Quinn Cook (9)	9,314#
J. 30	[5/-] at Wake Forest *	W, 75-70	Mason Plumlee (32)	Devin Thomas (15)	Mason Plumlee (9)	Travis McKie (7)	Quinn Cook (7)	12,603
F. 2	[5/-] at Florida State *	W, 79-60	Seth Curry (21)	Aaron Thomas (14)	Plumlee / Cook (5)	Michael Snaer (5)	Quinn Cook (6)	12,100#
F. 7	[4/-] N.C. STATE *	W, 98-85	Mason Plumlee (30)	Richard Howell (23)	Mason Plumlee (9)	Richard Howell (9)	Tyler Thornton (6)	9,314#
F. 10	[4/-] at Boston College *	W, 62-61	Mason Plumlee (19)	Olivier Hanlan (20)	Mason Plumlee (10)	Ryan Anderson (6)	Cook/Curry (3)	6,709
F. 13	[2/-] NORTH CAROLINA *	W, 73-68	Plumlee / Cook (18)	P.J. Hairston (23)	Mason Plumlee (11)	three with (8)	Rasheed Sulaimon (5)	9,314#
F. 16	[2/-] at Maryland *	L, 81-83	Seth Curry (25)	Alex Len (19)	Rasheed Sulaimon (4)	Alex Len (9)	Quinn Cook (6)	17,950#
F. 21	[6/-] at Virginia Tech *	W, 88-56	Seth Curry (22)	Erick Green (22)	Mason Plumlee (12)	C.J. Barksdale (8)	Plumlee/Thornton (5)	7,585
F. 24	[6/-] BOSTON COLLEGE *	W, 89-68	Rasheed Sulaimon (27)	Ryan Anderson (23)	Mason Plumlee (15)	Joe Rahon (6)	Mason Plumlee (4)	9,314#
F. 28	[3/-] at Virginia *	L, 68-73	Seth Curry (28)	Joe Harris (36)	Mason Plumlee (7)	Akil Mitchell (12)	Three with (2)	14,593
M. 2	[3/5] MIAMI *							
M. 5	VIRGINIA TECH *							
M. 9	at North Carolina *							
M. 14-17	& ACC Tournament							

Home games in **BOLDFACE CAPS**

* - indicates Atlantic Coast Conference game

[] - denotes Duke/opponent AP ranking at time of game

- denotes sellout crowd

^ - Champions Classic (Georgia Dome - Atlanta)

> - Battle 4 Atlantis (Imperial Arena - Nassau, Bahamas)

+ - ACC/Big Ten Challenge

~ - CARQUEST Auto Parts Classic (Izod Center - East Rutherford, N.J.)

% - Time Warner Cable Arena - Charlotte, N.C.

& - Greensboro Coliseum - Greensboro, N.C.

2012-13 Duke Men's Basketball Attendance

Site	Games	Total	Average
Home	14	130,396	9,314
Away	8	99,069	12,383
Neutral	6	59,107	9,851
Totals	28	288,572	10,306

Duke by the Numbers

Total Games	2,833
Seasons of Men's Basketball	108th
ACC Championships	19 (last in 2011)
NCAA Tournament Appearances	36 (last in 2012)
NIT Appearances	5
20-Win Seasons	48
30-Win Seasons	12
Overtime Games	120 (66-54)
Duke 100-Point Games	178 (173-5)

Duke Team Highs/Lows

Duke		Opponent
Points 1st Half	High	58 vs. N.C. State (2/7/13)
	Low	19 vs. Miami (1/23/13)
Points 2nd Half	High	52 vs. Santa Clara (12/29/12)
	Low	35 vs. Boston College (2/10/13)
Total Points	High	98 vs. N.C. State (2/7/13)
	Low	62 vs. Boston College (2/10/13)
FG Made	High	35 vs. Delaware (12/1/12)
	Low	20 vs. VCU (11/23/12)
FG Attempted	High	74 vs. Miami (1/23/13)
	Low	46 vs. Davidson (1/2/13)
FG Percentage	High	.608 vs. Florida State (2/2/13)
	Low	.297 vs. Miami (1/23/13)
3-Pt. FG Made	High	12 2x; last vs. Virginia Tech (2/21/13)
	Low	2 vs. Wake Forest (1/30/13)
3-Pt. FG Att.	High	31 vs. Florida Gulf Coast (11/18/12)
	Low	10 vs. Minnesota (11/22/12)
3-Pt. FG Pct.	High	.800 vs. Minnesota (11/22/12)
	Low	.143 vs. Wake Forest (1/30/13)
FT Made	High	32 vs. N.C. State (2/7/13)
	Low	6 2x; last vs. Florida State (2/2/13)
FT Attempted	High	41 vs. N.C. State (2/7/13)
	Low	8 vs. Florida State (2/2/13)
FT Percentage	High	.909 vs. Davidson (1/2/13)
	Low	.412 vs. Maryland (1/26/13)
Off. Rebounds	High	16 2x; last vs. Miami (1/23/13)
	Low	4 2x; last vs. Cornell (12/19/12)
Def. Rebounds	High	37 vs. Delaware (12/1/12)
	Low	13 vs. Maryland (2/16/13)
Total Rebounds	High	47 vs. Delaware (12/1/12)
	Low	20 vs. Maryland (2/16/13)
Assists	High	23 2x; last vs. Cornell (12/19/12)
Blocked Shots	High	8 2x; last vs. Delaware (12/1/12)
Steals	High	12 2x; last vs. Maryland (2/16/13)
Turnovers	High	19 vs. Florida Gulf Coast (11/18/12)
	Low	4 vs. Maryland (1/26/13)
Personal Fouls	High	24 vs. Maryland (2/16/13)
	Low	11 vs. Cornell (12/19/12)

Duke/Opponent Game-by-Game

Duke Team	Score	FG-FGA	Pct.	3P-3PA	Pct.	FT-FTA	Pct.	OR-DR	Rebs.	PF-DQ	A	TO	BL	ST	Bench	Paint	Off TO
November																	
[8] Duke	74	24-47	.511	11-24	.458	15-23	.652	6-25	31	19-0	17	15	6	4	13	20	16
Georgia State	55	19-51	.373	5-14	.357	12-17	.706	10-23	33	21-0	4	16	0	7	17	24	10
[9] Duke	75	26-57	.456	8-18	.444	15-22	.682	11-20	31	17-2	16	8	6	6	12	32	18
[3] Kentucky	68	25-51	.490	4-10	.400	14-21	.667	9-21	30	20-0	13	13	4	4	4	38	12
[9] Duke	88	30-63	.476	9-31	.290	19-23	.826	16-21	37	14-0	19	18	4	9	9	36	36
Florida Gulf Coast	67	23-57	.404	11-25	.440	10-11	.909	13-20	33	24-2	11	25	3	8	20	20	24
[5] Duke	89	30-55	.545	8-10	.800	21-26	.808	10-22	32	21-0	12	15	4	12	2	32	15
Minnesota	71	24-60	.400	4-16	.250	19-25	.760	16-19	35	19-0	15	15	6	7	28	30	12
[5] Duke	67	20-48	.417	3-15	.200	24-27	.889	4-30	34	18-0	14	8	8	4	3	26	14
VCU	58	21-63	.333	4-18	.222	12-19	.632	17-24	41	21-0	4	10	1	5	9	30	6
[5] Duke	76	24-55	.436	5-20	.250	23-27	.852	8-25	33	20-1	13	14	6	8	3	26	16
[2] Louisville	71	30-66	.455	2-8	.250	9-14	.643	14-24	38	17-0	6	15	1	6	22	46	14
[2] Duke	73	24-51	.471	5-12	.417	20-27	.741	8-29	37	19-1	11	8	5	3	4	26	11
[4] Ohio State	68	23-68	.338	6-21	.286	16-22	.727	18-22	40	23-1	6	7	2	4	18	28	11
Duke	77.4	178-376	.473	49-130	.377	137-175	.783	63-172	33.6	128-4	102	86	39	46	46	198	126
Opponent	65.4	165-416	.397	36-112	.321	92-129	.713	97-153	35.7	145-3	59	101	17	41	118	186	83
December																	
[2] Duke	88	35-67	.522	7-20	.350	11-21	.524	10-37	47	19-1	23	11	8	9	27	40	17
Delaware	50	18-65	.277	2-14	.143	12-20	.600	14-26	40	17-0	3	15	1	5	8	24	12
[2] Duke	90	28-59	.475	12-20	.600	22-29	.759	11-27	38	15-0	19	6	2	6	15	28	15
Temple	67	29-73	.397	8-21	.381	1-4	.250	16-23	39	21-0	16	10	4	3	36	36	6
[1] Duke	88	34-60	.567	7-21	.333	13-17	.765	4-26	30	11-0	23	10	7	11	21	42	35
Cornell	47	20-55	.364	1-11	.091	6-8	.750	11-24	35	15-0	8	26	1	5	12	30	16
[1] Duke	76	29-67	.433	11-19	.579	7-16	.438	15-28	43	13-0	16	12	2	10	10	28	19
Elon	54	20-52	.385	7-18	.389	7-8	.875	5-27	32	15-0	10	17	1	3	4	20	11
[1] Duke	90	31-63	.492	7-14	.500	21-33	.636	14-26	40	17-1	15	11	2	6	6	40	23
Santa Clara	77	28-61	.459	9-27	.333	12-15	.800	7-21	28	26-1	9	14	6	7	9	32	10
Duke	86.4	157-316	.497	44-94	.468	74-116	.638	54-144	39.6	75-2	96	50	21	42	79	186	109
Opponent	59.0	115-306	.376	27-91	.297	38-55	.691	53-121	34.8	94-1	46	82	13	23	69	142	55
January																	
[1] Duke	67	21-46	.457	5-11	.454	20-22	.909	6-27	33	17-0	8	12	5	5	10	24	9
Davidson	50	17-56	.304	4-19	.211	12-13	.923	13-21	34	19-0	9	14	6	3	14	22	9
[1] Duke	80	29-63	.460	11-24	.458	11-22	.500	10-25	35	16-1	22	6	4	6	11	28	19
Wake Forest	62	23-56	.411	4-11	.364	12-18	.667	13-30	43	25-1	8	19	1	4	9	26	8
[1] Duke	68	27-56	.482	8-15	.533	6-14	.429	13-29	42	12-0	13	13	1	8	11	34	19
Clemson	40	15-53	.283	1-11	.091	9-14	.643	12-19	31	12-0	3	13	3	8	8	26	7
[1] Duke	76	30-67	.448	6-20	.300	10-12	.833	13-22	35	20-3	10	12	4	6	10	42	15
[20] N.C. State	84	30-59	.508	4-8	.500	20-23	.870	9-25	34	13-0	13	11	4	4	10	42	7
[3] Duke	73	26-65	.400	10-21	.476	11-16	.688	15-25	40	18-0	12	13	5	10	23	32	28
Georgia Tech	57	22-58	.379	4-16	.250	9-18	.500	15-28	43	19-1	7	21	5	4	4	24	5
[1] Duke	63	22-74	.297	4-23	.174	15-23	.652	16-25	41	20-0	13	10	2	7	14	36	16
[25] Miami	90	33-58	.569	9-19	.474	15-27	.556	8-41	49	21-1	14	16	8	8	10	38	12
[1] Duke	84	33-63	.524	11-22	.500	7-17	.412	11-23	34	15-0	18	4	3	7	5	36	18
Maryland	64	25-60	.417	5-18	.278	9-16	.563	17-26	43	16-0	10	14	5	1	27	38	5
[5] Duke	75	28-54	.519	2-14	.143	17-22	.773	8-21	29	21-0	13	15	4	5	4	44	14
Wake Forest	70	25-52	.481	3-11	.273	17-21	.810	8-21	29	21-0	14	17	3	4	17	38	19
Duke	73.2	216-488	.443	57-150	.380	97-148	.655	92-197	36.1	139-4	109	85	28	54	88	276	138
Opponent	64.6	190-452	.420	34-113	.301	103-150	.687	95-211	38.2	146-3	78	125	35	36	99	254	72
February																	
[5] Duke	79	31-51	.608	11-18	.611	6-8	.750	6-21	27	15-1	20	10	6	7	7	30	14
Florida State	60	23-55	.418	3-13	.231	11-13	.846	11-13	24	14-0	9	11	2	4	37	34	11
[4] Duke	98	28-52	.538	10-24	.417	32-41	.780	9-24	33	21-0	18	8	4	3	6	30	4
N.C. State	85	35-66	.530	4-9	.444	11-19	.579	12-19	31	22-2	12	7	1	2	12	50	11
[4] Duke	62	21-52	.404	6-17	.353	14-18	.778	11-17	28	16-0	12	13	3	5	9	20	13
Boston College	61	21-47	.447	2-11	.182	17-20	.850	6-22	28	17-0	9	12	0	11	10	28	8
[2] Duke	73	25-56	.446	6-16	.375	17-20	.850	12-27	39	22-0	10	17	2	6	11	32	12
North Carolina	68	25-66	.379	5-18	.278	13-23	.565	20-18	38	18-0	8	13	3	8	3	36	16
[2] Duke	81	30-63	.476	6-19	.316	15-21	.714	7-13	20	24-2	14	12	1	12	18	32	27
Maryland	83	27-45	.600	4-13	.308	25-34	.735	9-31	40	25-1	11	26	6	7	26	42	12
[6] Duke	88	30-56	.536	12-17	.706	16-21	.762	11-23	34	18-0	15	5	4	5	18	30	15
Virginia Tech	56	22-51	.431	1-16	.063	11-14	.786	8-17	25	21-0	8	12	4	1	5	28	7
[6] Duke	89	28-52	.538	7-15	.467	26-33	.467	9-21	30	23-1	15	13	2	7	17	36	19
Boston College	68	24-49	.490	5-13	.385	15-23	.652	8-20	28	25-2	12	16	1	7	12	28	17
[3] Duke	68	21-53	.396	8-25	.320	18-20	.900	3-22	25	23-1	8	9	1	4	4	22	11
Virginia	73	24-52	.462	3-11	.273	22-29	.759	9-27	36	18-1	10	10	6	3	5	34	11
Duke	79.8	214-435	.494	66-151	.437	144-182	.791	68-168	29.5	162-5	112	87	23	49	90	232	115
Opponent	69.2	201-431	.466	27-104	.260	125-175	.714	83-167	31.3	160-6	79	107	23	43	120	280	93
Season Totals																	
Duke	78.5	765-1615	.474	216-525	.411	452-621	.728	277-681	34.2	504-15	419	308	111	191	303	892	488
Opponent	65.1	671-1605	.418	124-420	.295	358-509	.703	328-652	35.0	545-13	262	415	88	143	396	862	303

Individual Game-by-Game

Points/Rebounds/Assists

		C O O K	C U R R Y	H A I R S T O N	J E F F E R S O N	K E L L Y	M U R P H Y	M A R P L U M L E E	M A S P L U M L E E	S U L A I M O N	T H O R N T O N	Z A F I R O V S K I
N. 9	[8/-] GEORGIA STATE	8-2-2	15-0-1	0-1-0	5-2-1	8-3-4	DNP	DNP	19-14-2	6-4-4	13-4-3	DNP
N. 13	[9/3] ^ vs. Kentucky	7-3-3	23-3-1	5-5-0	0-1-1	10-3-1	0-0-0	DNP	18-3-3	10-6-5	2-3-2	DNP
N. 18	[9/-] < FLORIDA GULF COAST	8-4-9	10-1-0	2-2-0	4-2-0	14-9-3	0-2-0	DNP	28-9-1	19-3-2	3-1-4	DNP
N. 22	[5/-] > vs. Minnesota	17-3-4	25-1-3	0-0-0	2-1-0	14-6-0	0-1-0	DNP	20-17-3	11-2-1	0-0-1	DNP
N. 23	[5/-] > vs. VCU	9-3-9	15-6-0	0-1-1	0-0-0	11-4-2	DNP	DNP	17-10-1	12-7-0	3-0-1	DNP
N. 24	[5/2] > vs. Louisville	15-4-6	14-3-0	0-2-0	0-1-0	14-6-4	0-1-0	DNP	16-7-0	14-4-0	3-3-3	DNP
N. 28	[2/4] + OHIO STATE	12-6-8	4-1-0	4-2-0	0-0-0	15-3-0	0-0-0	DNP	21-17-2	17-4-0	0-2-1	DNP
D. 1	[2/-] DELAWARE	8-2-6	DNP	3-6-1	12-6-0	18-3-0	10-7-0	DNP	18-11-0	14-4-6	3-6-10	2-1-0
D. 8	[2/-] ~ vs. Temple	14-4-4	23-0-3	0-1-0	7-2-1	14-10-1	5-0-0	DNP	16-14-1	8-2-7	3-3-2	DNP
D. 19	[1/-] CORNELL	6-4-12	20-0-1	3-2-1	8-3-0	7-1-1	7-3-0	0-1-0	18-9-1	16-0-2	0-4-5	3-1-0
D. 20	[1/-] ELON	10-8-4	8-2-1	2-4-0	0-3-0	14-5-3	0-1-0	DNP	21-15-1	13-2-4	8-2-4	0-0-0
D. 29	[1/-] SANTA CLARA	15-5-5	31-3-0	3-1-0	DNP	10-11-2	0-0-0	0-1-0	22-13-5	6-1-2	3-1-1	DNP
J. 2	[1/-] % vs. Davidson	15-3-2	6-1-3	0-2-0	0-1-0	18-7-0	0-0-0	DNP	10-7-2	8-7-0	10-2-1	DNP
J. 5	[1/-] WAKE FOREST *	0-3-14	22-3-5	2-1-0	0-2-0	22-4-1	4-0-0	2-0-0	13-12-2	12-3-0	3-1-0	DNP
J. 8	[1/-] CLEMSON *	27-5-5	8-1-1	1-1-0	5-3-0	12-6-0	2-1-0	0-0-0	8-13-5	2-7-1	3-2-1	0-0-0
J. 12	[1/20] at N.C. State *	17-3-7	22-5-0	8-5-1	10-4-0	DNP	0-0-0	0-0-0	15-11-1	4-0-0	0-3-1	DNP
J. 17	[3/-] GEORGIA TECH *	7-3-5	24-2-1	0-1-1	6-10-0	DNP	2-1-0	0-0-0	16-13-2	15-5-1	3-3-2	DNP
J. 23	[1/25] at Miami *	5-7-5	0-2-0	2-1-1	13-5-1	DNP	11-5-0	0-3-0	15-11-1	16-2-3	1-2-3	DNP
J. 26	[1/-] MARYLAND *	11-5-9	13-4-1	2-2-1	11-9-1	DNP	0-0-0	0-0-0	19-7-3	25-1-2	3-3-1	DNP
J. 30	[5/-] at Wake Forest *	12-4-7	21-2-2	2-3-0	0-3-0	DNP	0-1-0	0-1-0	32-9-2	6-4-1	2-0-1	DNP
F. 2	[5/-] at Florida State *	18-5-6	21-1-3	5-1-0	11-4-1	DNP	0-2-0	0-1-0	8-5-2	14-2-3	2-2-5	DNP
F. 7	[4/-] N.C. STATE *	21-4-4	26-3-4	DNP	4-5-0	DNP	4-1-0	0-1-0	30-9-2	11-5-2	2-2-6	DNP
F. 10	[4/-] at Boston College *	9-2-3	18-4-3	4-1-0	3-4-0	DNP	0-1-0	DNP	19-10-2	4-3-2	5-1-2	DNP
F. 13	[2/-] NORTH CAROLINA *	18-5-2	11-5-1	2-2-1	2-8-0	DNP	0-0-0	0-0-0	18-11-0	13-2-5	9-4-1	DNP
F. 16	[2/-] at Maryland *	18-2-6	25-1-3	11-3-0	0-2-0	DNP	4-0-0	0-0-0	4-3-2	16-4-1	3-2-2	DNP
F. 21	[6/-] at Virginia Tech *	7-1-1	22-2-2	11-3-0	4-5-0	DNP	8-1-0	0-1-0	13-12-5	17-5-2	6-1-5	0-1-0
F. 24	[6/-] BOSTON COLLEGE *	12-3-3	11-1-2	3-2-1	14-1-1	DNP	3-2-0	0-1-0	19-15-4	27-3-3	0-2-1	0-0-0
F. 28	[3/-] at Virginia *	22-2-2	28-3-1	0-0-0	2-2-0	DNP	2-0-0	DNP	10-7-1	4-4-2	0-3-2	DNP
M. 2	[3/5] MIAMI *											
M. 5	VIRGINIA TECH *											
M. 9	at North Carolina *											
M. 14-17 & ACC Tournament												

Home games in **BOLDFACE CAPS**
* - indicates Atlantic Coast Conference game
[] - denotes Duke/opponent AP ranking at time of game
- denotes sellout crowd
^ - Champions Classic (Georgia Dome - Atlanta)
> - Battle 4 Atlantis (Imperial Arena - Nassau, Bahamas)
+ - ACC/Big Ten Challenge
~ - CARQUEST Auto Parts Classic (Izod Center - East Rutherford, N.J.)
% - Time Warner Cable Arena - Charlotte, N.C.
& - Greensboro Coliseum - Greensboro, N.C.

__ Denotes starters

Duke Extra Numbers / Streaks

Duke all-time record	1,995-838
Duke all-time ACC record (regular season only)	569-290
Duke's all-time overtime record	66-54
Consecutive games with at least one three-point FG	829*
Consecutive games with at least five three-point FG	8
Consecutive games holding opponents under .500 shooting	3
Consecutive games holding opponents under 100 points	150
Consecutive games scoring at least 70 points	0
* - Duke record	

Duke Player Season/Career Highs

2012-13

Career

2 - Quinn Cook

Pts	27 vs. Clemson (1/8/13).....	Same
Rebs	8 vs. Elon (12/20/12).....	Same
Asts	14 vs. Wake Forest (1/5/13).....	Same
Blks	1 4x; last vs. N.C. State (2/7/13).....	1, 6x; last vs. N.C. State (2/7/13)
Stls	5 vs. Minnesota (11/22/12).....	Same
Mins	40 2x; last vs. Maryland (1/26/13).....	Same

3-Tyler Thornton

Pts	13 vs. Georgia State (11/9/12).....	13, 2x; last vs. Georgia State (11/9/12)
Rebs	6 vs. Delaware (12/1/12).....	7 vs. Lehigh (3/16/12)
Asts	10 vs. Delaware (12/1/12).....	Same
Blks	1 2x; last vs. Maryland (2/16/13).....	1 3x; last vs. Maryland (2/16/13)
Stls	4 vs. Maryland (2/16/13).....	4 2x; last vs. Maryland (2/16/13)
Mins	33 vs. Delaware (12/1/12).....	38 vs. Virginia Tech (2/25/12)

5-Mason Plumlee

Pts	32 vs. Wake Forest (1/30/13).....	Same
Rebs	17 2x; last vs. Ohio State (11/28/12).....	17 3x; last vs. Ohio State (11/28/12)
Asts	5 3x; last vs. Virginia Tech (2/21/13).....	6 vs. Belmont (11/11/11)
Blks	4 vs. Georgia State (11/9/12).....	6 vs. N.C. State (1/19/11)
Stls	4 vs. N.C. State (1/12/13).....	5 vs. Michigan State (12/1/10)
Mins	40 4x; last vs. Virginia (2/28/13).....	Same

12 - Alex Murphy

Pts	11 vs. Miami (1/23/13).....	Same
Rebs	7 vs. Delaware (12/1/12).....	Same
Asts
Blks	1 2x; last vs. Delaware (12/1/12).....	Same
Stls	1 4x; last vs. Maryland (2/16/13).....	Same
Mins	23 vs. Miami (1/23/13).....	Same

14 - Rasheed Sulaimon

Pts	27 vs. Boston College (2/24/13).....	Same
Rebs	7 3x; last vs. Clemson (1/8/13).....	Same
Asts	7 vs. Temple (12/8/12).....	Same
Blks	1 vs. Louisville (11/24/12).....	Same
Stls	4 vs. Miami (1/23/13).....	Same
Mins	38 vs. North Carolina (2/13/13).....	Same

15-Josh Hairston

Pts	11 2x; last vs. Virginia Tech (2/21/13).....	13 vs. Western Michigan (12/30/11)
Rebs	6 vs. Delaware (12/1/12).....	6 2x; last vs. Delaware (12/1/12)
Asts	1 8x; last vs. Boston College (2/24/13).....	2 vs. St. John's (1/30/11)
Blks	2 vs. Florida State (2/2/13).....	Same
Stls	1 3x; last vs. Georgia Tech (1/17/13).....	2 vs. Saint Louis (12/11/10)
Mins	25 vs. N.C. State (1/12/13).....	Same

2012-13

Career

21-Amile Jefferson

Pts	14 vs. Boston College (2/24/13).....	Same
Rebs	10 vs. Georgia Tech (1/17/13).....	Same
Asts	1 6x; last vs. Florida State (2/2/13).....	Same
Blks	3 vs. Maryland (1/26/13).....	Same
Stls	2 2x; last vs. Georgia Tech (1/17/13).....	Same
Mins	29 vs. Florida State (2/2/13).....	Same

30-Seth Curry

Pts	31 vs. Santa Clara (12/29/12).....	Same
Rebs	6 vs. VCU (11/23/12).....	7 vs. Michigan State (11/15/11)
Asts	5 vs. Wake Forest (1/5/13).....	8 vs. Colorado State (12/7/11)
Blks	1 6x; last vs. North Carolina (2/13/13).....	2 vs. St. John's (1/28/12)
Stls	2 5x; last vs. Maryland (2/16/13).....	5, 2x, last vs. Miami (2/13/11)
Mins	38 2x; last vs. Maryland (2/16/13).....	40 vs. Virginia Tech (2/25/12)

34-Ryan Kelly

Pts	22 vs. Wake Forest (1/5/13).....	23 vs. Wake Forest (2/28/12)
Rebs	11 vs. Santa Clara (12/29/12).....	12 vs. Penn (1/1/12)
Asts	4 2x; last vs. Louisville (11/24/12).....	6 vs. Elon (12/20/10)
Blks	5 vs. VCU (11/23/12).....	Same
Stls	3 vs. Kentucky (11/13/12).....	3, 6x, last vs. Kentucky (11/13/12)
Mins	38 vs. VCU (11/23/12).....	Same

40 - Marshall Plumlee

Pts	2 vs. Wake Forest (1/5/13).....	Same
Rebs	3 vs. Miami (1/23/13).....	Same
Asts
Blks	1 3x; last vs. Virginia Tech (2/21/13).....	Same
Stls	1 vs. Maryland (1/26/13).....
Mins	7 vs. Wake Forest (1/5/13).....	Same

52-Todd Zafirovski

Pts	3 vs. Cornell (12/19/12).....	Same
Rebs	1 3x; last vs. Virginia Tech (2/21/13).....	1, 4x; last vs. Virginia Tech (2/21/13)
Asts	1 vs. Boston College (2/19/12)
Blks	1 vs. Delaware (12/1/12).....	1 2x; last vs. Delaware (2/1/12)
Stls	1 vs. Clemson (1/8/13).....	Same
Mins	6 vs. Delaware (12/1/12).....	Same

Individual High Games

Duke	School Record	2012-13
Points	58 by Danny Ferry vs. Miami (12/10/1988)	32 by Mason Plumlee vs. Wake Forest (1/30/13)
FG Made	23 by Danny Ferry vs. Miami (12/10/1998)	12 3x; last by Mason Plumlee vs. Wake Forest (1/30/13)
FG Attempted	37 by Dick Groat vs. North Carolina (2/29/1952)	20 by Mason Plumlee vs. Georgia Tech (1/17/13)
3-Pt. FG Made	9, 2x, last by J.J. Redick vs. Texas (12/10/2005)	6 2x; last by Rasheed Sulaimon vs. Maryland (1/26/13)
3-Pt. FG Attempted	18 by Bobby Hurley vs. California (3/20/1993)	12 by Seth Curry vs. N.C. State (2/7/13)
FT Made	20 by Bucky Allen vs. N.C. State (1/5/1957)	12 by Mason Plumlee vs. N.C. State (2/7/13)
FT Attempted	24, 2x, last by Art Heyman vs. Navy (2/18/1961)	16 by Mason Plumlee vs. N.C. State (2/7/13)
Rebounds	31 by Bernie Janicki vs. North Carolina (2/29/1952)	17 2x; last by Mason Plumlee vs. Ohio State (11/28/12)
Assists	16 by Bobby Hurley vs. Florida State (2/24/1993)	14 by Quinn Cook vs. Wake Forest (1/5/13)
Blocked Shots	10, 2x, last by Shelden Williams vs. Maryland (1/11/2006)	5 by Ryan Kelly vs. VCU (11/23/12)
Steals	11 by Kenny Dennard vs. Maryland (2/3/1979)	5 by Quinn Cook vs. Minnesota (11/22/12)
Minutes	55 by Howard Hurt vs. Dayton (12/30/1959)	40 5x; last by Mason Plumlee vs. N.C. State (2/7/13)

Opponent	Opponent Record	2012-13
Points	47 by Ernie Beck, Pennsylvania (12/30/1952)	36 by Joe Harris, Virginia (2/28/13)
FG Made	20 by Don Hennon, Pittsburgh (12/21/1957)	12 2x; last by Joe Harris, Virginia (2/28/13)
FG Attempted	44 by Buzz Wilkinson, Virginia (3/4/1954)	20 by Joe Harris, Virginia (2/28/13)
3-Pt. FG Made	8, 2x, last by Jimmy Barron, Rhode Island (11/16/2008)	6 by Bernard Thompson, Florida Gulf Coast (11/18/12)
3-Pt. FG Attempted	15 by Mark Karcher, Temple (3/21/1999)	11 by Kevin Foster, Santa Clara (11/29/12)
FT Made	22 by Bob Zeitz, N.C. State (12/29/1956)	11 by Olivier Hanlan, Boston College (2/10/13)
FT Attempted	26 by Dickie Hemric, Wake Forest (2/19/1955)	12 2x; last by Joe Harris, Virginia (2/28/13)
Rebounds	26 by Clyde Lee, Vanderbilt (12/11/1963)	18 by Richard Howell, N.C. State (1/12/13)
Assists	19, 3x, last by Craig Neal, Georgia Tech (2/28/1988)	13 by Lorenzo Brown, N.C. State (1/12/13)
Turnovers	n/a	8 by Seth Allen, Maryland (2/16/13)
Blocked Shots	10 by Wayne Rollins, Clemson (2/3/1977)	3 3x; last by Alex Len, Maryland (2/16/13)
Steals	8 by Kenny Anderson, Georgia Tech (1/30/1991)	6 by Peyton Siva, Louisville (11/24/12)
Minutes	55 by Larry Miller, North Carolina (3/2/1968)	39 2x; last by Tyler Lewis, N.C. State (2/7/13)

Duke Under Mike Krzyzewski					
Under Krzyzewski	Overall	in 2012-13	Under Krzyzewski	Overall	in 2012-13
Overall	878-236	24-4	Outrebounds opponent.....	558-62	11-2
At Home.....	440-58	14-0	Plays an overtime game	30-21	n/a
On the Road	215-116	4-4	Plays a double-overtime game	0-4	n/a
Neutral Site.....	223-62	6-0	Plays a triple-overtime games	1-0	n/a
vs. ACC Teams (all games)	400-164	11-4	Plays a ranked opponent.....	187-126	3-2
ACC Games (regular season)	346-144	11-4	Plays in November	121-11	7-0
Home	195-50	7-0	Plays in December	176-26	5-0
Road	151-94	4-4	Plays in January	225-64	6-2
Neutral	0-0	n/a	Plays in February.....	200-70	6-2
Non-Conference Teams.....	478-72	13-0	Plays in March.....	148-61	n/a
Home	246-8	7-0	Plays in April.....	7-5	n/a
Road.....	64-20	n/a	Final margin is 10 pts. or less.....	298-164	7-3
Neutral	167-44	6-0	Scores 59 points or less	19-23	n/a
Duke Shoots 60% or better	74-4	1-0	Scores 60+ points.....	851-212	23-4
Duke Shoots 50% or better	459-30	10-0	Scores 70+ points.....	765-145	19-2
Duke Shoots Less than 50%	417-205	12-4	Scores 80+ points.....	524-47	11-1
Holds Opp. to Less than 50%.....	754-94	22-1	Scores 90+ points.....	268-8	3-0
Holds Opp. to Less than 40%.....	352-10	11-0	Scores 100+ points.....	107-2	n/a
Holds Opp. to Less than 30%.....	45-0	2-0			

The Last Time It Happened ...

Team

100 Points by a Team

By Duke..... 110 vs. Western Michigan (12/30/11)
By Opponent 101 by North Carolina (2/11/09)

40-Point Win

By Duke..... 88-47 vs. Cornell (12/19/12)
By Opponent 109-66 by Virginia (3/11/83)

30-Point Win

By Duke..... 88-56 vs. Virginia Tech (2/21/13)
By Opponent 103-73 by UNLV (4/2/90)

Overtime Game

Duke Win..... 70-65 vs. Virginia Tech (2/25/12)
Duke Loss 78-74 vs. Miami (2/5/12)

Double Overtime Game

Duke Win..... 66-63 vs. Virginia Tech (12/1/69)
Duke Loss 94-80 at [15] Wake Forest (2/13/03)

Triple Overtime Game

Duke Win..... 73-72 vs. Clemson (2/24/82)
Duke Loss 70-68 at Virginia (2/25/58)

Won The Game In The Final Seconds

By Duke..... Austin Rivers 3-pointer at 0.0 seconds
Duke Defeated North Carolina, 85-84 (2/8/12)
By Opponent ..Michael Snaer 3-pointer at 0.0 seconds
Florida State Defeated Duke, 76-73 (1/21/12)

Five Players in Double-Digit Scoring

By Duke vs. Boston College (2/24/13)
By Opponent by N.C. State (2/7/13)

Made 40-49 Field Goals

By Duke..... 43 vs. Gardner-Webb (12/15/09)
By Opponent 42 by Florida State (2/4/06)

Made 50+ Field Goals

By Duke..... 50 vs. Mercer (12/21/97)
By Opponent N/A

Made Fewer Than 20 Field Goals

By Duke..... 19 vs. Florida State (3/10/12)
By Opponent 15 by Clemson (1/8/13)

Had 70-79 Field Goal Attempts

By Duke..... 74 vs. Miami (1/23/13)
By Opponent 73 by Temple (12/8/12)

Had 80-89 Field Goal Attempts

By Duke..... 84 vs. Portland (11/25/01)
By Opponent 85 by Florida State (2/4/06)

Had 90-99 Field Goal Attempts

By Duke..... 90 vs. Wake Forest (12/18/70)
By Opponent 91 by William & Mary (12/3/73)

Had 100+ Field Goal Attempts

By Duke..... 102 vs. N.C. State (3/5/55)
By Opponent 100 by N.C. State (2/20/74)

Had Fewer Than 30 Field Goal Attempts

By Duke..... 23 vs. North Carolina (2/24/79)
By Opponent 29 by North Carolina (3/8/02)

Shot Over 60 Percent From The Field

By Duke..... .608 (31-of-51) vs. Florida State (2/2/13)
By Opponent600 (27-of-45) by Maryland (2/16/13)

Shot Over 70 Percent From The Field

By Duke..... .712 (37-of-52) vs. William & Mary (11/26/85)
By Opponent717 (33-of-46) by Georgetown (1/30/10)

Shot Less Than 30 Percent From The Field

By Duke..... .297 (22-of-74) vs. Miami (1/23/13)
By Opponent283 (15-of-53) by Clemson (1/8/13)

Made 10+ Three-Point Field Goals

By Duke..... 12 vs. Virginia Tech (2/21/13)
By Opponent 11 by Florida Gulf Coast (11/18/12)

Made 15+ Three-Point Field Goals

By Duke..... 15 vs. Bradley (12/8/10)
By Opponent 16 by Wake Forest (3/10/95)

Made 0 Three-Point Field Goals

By Duke..... 0-4 vs. Hawai'i (12/30/89)
By Opponent 0-8 by Tennessee (11/21/11)

Had 30+ Three-Point Field Goal Attempts

By Duke..... 31 vs. Florida Gulf Coast (11/18/12)
By Opponent N/A

Shot Over 60 Percent From The 3-Point Line

By Duke..... .706 (12-of-17) vs. Virginia Tech (2/21/13)
By Opponent600 (9-of-15) by Arizona (3/24/11)

Shot Over 70 Percent From The 3-Point Line

By Duke..... .706 (12-of-17) vs. Virginia Tech (2/21/13)
By Opponent714 (10-of-14) by Rhode Island (11/16/08)

Shot Over 80 Percent From The 3-Point Line

By Duke..... .800 (8-of-10) vs. Minnesota (11/22/12)
By Opponent800 (12-of-15) by N. Carolina (3/5/83)

Shot Less Than 20 Percent From 3-Point Line

By Duke..... .142 (2-of-14) vs. Wake Forest (1/30/13)
By Opponent063 (1-of-16) by Virginia Tech (2/21/13)

Made 30-39 Free Throws

By Duke..... 32 vs. N.C. State (2/7/13)
By Opponent 32 by Florida State (3/1/06)

Made 40+ Free Throws

By Duke..... 40 vs. Southern Illinois (11/20/08)
By Opponent 42 by Wake Forest (12/20/68)

Made 5 Or Fewer Free Throws

By Duke..... 5 vs. Virginia (2/16/11)
By Opponent 1 by Temple (12/8/12)

Had 40-49 Free Throw Attempts

By Duke..... 41 vs. N.C. State (2/7/13)
By Opponent 40 by Florida State (3/1/06)

Had 50+ Free Throw Attempts

By Duke..... 54 vs. Fairfield (11/14/98)
By Opponent 51 by Arizona (2/24/91)

Shot Over 90 Percent From The Foul Line

By Duke..... .900 (18-of-20) vs. Virginia (2/28/13)
By Opponent923 (12-of-13) by Davidson (1/2/13)

Shot 100 Percent From The Foul Line

By Duke..... 24-of-24 vs. Davidson (2/11/78)
By Opponent 9-of-9 by Penn (1/1/12)

Had 50-59 Rebounds

By Duke..... 50 vs. Western Michigan (12/30/11)
By Opponent 53 by North Carolina (3/8/08)

Had 60+ Rebounds

By Duke..... 61 vs. William & Mary (12/2/72)
By Opponent 65 by Clemson (2/15/75)

Five Players Fouled Out

By Duke..... vs. Wake Forest (2/17/08)
By Opponent by Maryland (2/10/90)

Had 20-29 Assists

By Duke..... 20 vs. Florida State (2/2/13)
By Opponent 21 by St. John's (1/30/11)

Had 30+ Assists

By Duke..... 30 vs. South Carolina St. (11/21/98)
By Opponent 30 by Maryland (2/10/90)

Had 10+ Blocked Shots

By Duke..... 12 vs. Western Michigan (12/30/11)
By Opponent 12 by North Carolina (2/10/10)

Had 15+ Steals

By Duke..... 16 vs. Loyola [Md] (12/31/08)
By Opponent 15 by Oregon (11/27/10)

Had 20+ Turnovers

By Duke..... 21 vs. Michigan State (11/15/11)
By Opponent 26 by Maryland (2/16/13)

Had 30+ Turnovers

By Duke..... 33 by Maryland (2/9/91)
By Opponent 31 vs. Eastern Kentucky (11/25/07)

Committed 10 Or Fewer Turnovers

By Duke..... 9 vs. Virginia (2/28/13)
By Opponent 10 by Virginia (2/28/13)

The Last Time It Happened ...

Duke Was Ranked

No. 1.....	Jan. 21, 2013
Top 5 (2-5).....	Feb. 25, 2013
Top 10 (6-10).....	Feb. 18, 2013
Top 25 (11-25).....	Nov. 19, 2008

Duke Played a Ranked Opponent

No. 1.....vs. North Carolina	on March 8, 2008
Top 5.....vs. No. 4 Ohio State	on Nov. 28, 2012
Top 10.....vs. No. 6 North Carolina	on March 3, 2012
Top 25.....vs. No. 25 Miami	on Jan. 23, 2013

Duke Defeated a Ranked Opponent

No. 1.....vs. Arizona (95-87)	on Nov. 26, 1997
Top 5....vs. No. 4 Ohio State (73-68)	on Nov. 28, 2012
Top 10.....vs. No. 6 UNC (75-58)	on March 13, 2011
Top 25.....at No. 15 Florida State (74-66)	on Feb. 23, 2013

Duke Lost To a Ranked Opponent

No. 1.....vs. North Carolina (76-68)	on Mar. 8, 2008
Top 5.....vs. No. 2 Ohio State (85-63)	on Nov. 29, 2011
Top 10.....vs. No. 6 North Carolina (88-70)	on Mar. 3, 2012
Top 25.....vs. No. 25 Miami (90-67)	on Jan. 23, 2013

Duke Faced No. 1

Home....vs. North Carolina (L, 76-68)	on March 8, 2008
Road....vs. North Carolina (L, 83-69)	on March 7, 1993
Neutral.....vs. Arizona (W, 95-87)	on Nov. 26, 1997

Individual

30-39 Points by a Player

By Duke.....	30, Mason Plumlee vs. N.C. State (2/7/13)
By Opp.	36, Joe Harris, Virginia (2/28/13)

40+ Points by a Player

By Duke.....	40, J.J. Redick vs. Virginia (1/28/06)
By Opp.	40, Bootsyt Thornton, St. John's (1/24/99)

Two Players Scored 20 or More Points

By Duke.....	Seth Curry (28) & Quinn Cook (22)
.....vs. Virginia	(2/28/13)
By Opp.	Durand Scott (25), Kenny Kadji (22)
.....by Miami	(1/23/13)

Three Players Scored 20-29 Points

By Duke.....	Mason Plumlee (30), Seth Curry (26)
.....& Quinn Cook (21)	vs. N.C. State (2/7/13)
By Opp.	Austin Freeman (20), Greg Monroe (21) &
.....Chris Wright (21)	by Georgetown (1/30/10)

Two Players Scored 30 Or More Points

By Duke....	Gerald Henderson (35) & Jon Scheyer (30)
.....vs. Wake Forest	(2/22/09)
By Opp.	Brian Oliver (31) & Dennis Scott (31)
.....by Georgia Tech	(3/10/90)

10+ Field Goals Made by a Player

By Duke.....	10, Rasheed Sulaimon vs. BC (2/24/13)
By Opp.	12, Joe Harris, Virginia (2/28/13)

15+ Field Goals Made by a Player

By Duke..	15, Christian Laettner vs. Ga. Tech (1/11/92)
By Opp.	17, Al Thornton, Florida State (2/4/06)

20-29 Field Goal Attempts by a Player

By Duke.....	20, Mason Plumlee vs. Ga. Tech (1/17/13)
By Opp.	22, Kevin Foster, Santa Clara (12/29/12)

30+ Field Goal Attempts by a Player

By Duke.....	31, Bob Verga vs. Penn State (1/3/67)
By Opp.	32, Al Thornton, Florida State (2/4/06)

Player Shot 1.000 With 5+ Field Goal Attempts

By Duke.....	8-8, Mason Plumlee vs. Cornell (12/19/12)
By Opp.	5-5, Gabe Knutson, Lehigh (3/16/12)

Player Shot .800 With 10+ Field Goal Attempts

By Duke...9-11 (.818), Mason Plumlee	vs. N.C. State (2/7/13)
By Opp.9-11 (.818), Kenny Kadji,	Miami (1/23/13)

Player Shot .900 With 10+ Field Goal Attempts

By Duke..	11-12 (.917), Shelden Williams vs. Miami (1/19/05)
By Opp.....9-10 (.900), Reggie Johnson,	Miami [Fla.] (1/2/11)

5+ 3pt Field Goals Made by a Player

By Duke.....	5, Seth Curry vs. Virginia Tech (2/21/13)
By Opp.	5, Kevin Foster, Santa Clara (12/29/12)

10+ 3pt Field Goal Attempts by a Player

By Duke.....	12, Seth Curry vs. N.C. State (2/7/13)
By Opp.	11, Kevin Foster, Santa Clara (12/29/12)

Player Shot .800 With 5+ 3pt Field Goal Attempts

By Duke...5-6 (.833), Seth Curry	vs. Virginia Tech (2/21/13)
By Opp.4-5 (.800), Kenny Kadji,	Miami (2/5/12)

10+ Free Throws Made by a Player

By Duke.....	10, Seth Curry vs. Virginia (2/28/13)
By Opp.	10, Joe Harris, Virginia (2/28/13)

15+ Free Throws Made by a Player

By Duke....	15, Jason Williams vs. N.C. State (1/10/01)
By Opp.	15, Al Thornton, Florida State (2/4/06)

10+ Free Throws Attempted by a Player

By Duke.....	12, Seth Curry vs. Virginia (2/28/13)
By Opp.	12, Joe Harris, Virginia (2/28/13)

15+ Free Throws Attempted by a Player

By Duke.....	15, Mason Plumlee vs. BC (2/24/13)
By Opp.	16, CJ McCollum, Lehigh (3/16/12)

Player Shot 1.000 With 10+ Free Throw Attempts

By Duke.....	14-14, Ryan Kelly vs. Georgia Tech (1/7/12)
By Opp. ...	10-10, Malcolm Delaney, Va. Tech (3/12/11)

10+ Rebounds by a Player

By Duke.....	15, Mason Plumlee vs. BC (2/24/13)
By Opp.	12, Akil Mitchell, Virginia (2/28/13)

15+ Rebounds by a Player

By Duke.....	15, Mason Plumlee vs. Elon (12/20/12)
By Opp.	18, Richard Howell, N.C. State (1/12/13)

20+ Rebounds by a Player

By Duke.....	22, Miles Plumlee vs. Maryland (2/11/12)
By Opp.	20, DeJuan Blair, Pittsburgh (12/20/07)

Two Players with 10 or More Rebounds

By Duke.....	Mason Plumlee (13) & Ryan Kelly (11),
.....vs. Santa Clara	(12/29/12)
By Opp.	Shane Larkin [10] & Julian Gamble [10],
.....Miami	(1/23/13)

5+ Offensive Rebounds by a Player

By Duke.....	6, Amile Jefferson vs. Ga. Tech (1/17/13)
.....5, Mason Plumlee	vs. Ga. Tech (1/17/13)
By Opp.	7, P.J. Hairston, North Carolina (2/13/13)

10+ Defensive Rebounds by a Player

By Duke.....	13, Mason Plumlee vs. BC (2/24/13)
By Opp.	12, Richard Howell, N.C. State (1/12/13)

10+ Assists by a Player

By Duke.....	14, Quinn Cook vs. Wake Forest (1/5/13)
By Opp.	13, Lorenzo Brown, N.C. State (1/12/13)

5+ Blocked Shots by a Player

By Duke.....	5, Ryan Kelly vs. VCU (11/23/12)
By Opp.	5, Bernard James, Florida State (2/23/12)

5+ Steals by a Player

By Duke.....	5, Quinn Cook vs. Minnesota (11/22/11)
By Opp.	6, Peyton Siva, Louisville (11/24/12)

Double-Double by a Player*

By Duke.....	19/15, Mason Plumlee vs. BC (2/24/13)
By Opp.	19/12, Akil Mitchell, Virginia (2/28/13)

Triple-Double by a Player^

By Duke.....	19/11/10 blocks, Shelden Williams
.....vs. Maryland	(1/11/06)
By Opp.	16/15/10 blocks, Tree Rollins
.....Clemson	(2/23/77)

*Double-doubles are points and rebounds unless otherwise indicated

^Triple-doubles are points, rebounds, and assists unless indicated

Duke Miscellaneous Statistics

Games as Leading Scorer

Seth Curry	12
Mason Plumlee	11
Ryan Kelly	3
Rasheed Sulaimon	3
Quinn Cook	2

Games as Leading Rebounder

Mason Plumlee	25
Rasheed Sulaimon	3
Ryan Kelly	2
Amile Jefferson	1
Quinn Cook	1

Games Leading in Assists

Quinn Cook	18
Rasheed Sulaimon	6
Tyler Thornton	5
Mason Plumlee	4
Seth Curry	2
Ryan Kelly	1

Double-Figure Scoring Games

Mason Plumlee	25
Seth Curry	22
Rasheed Sulaimon	19
Quinn Cook	17
Ryan Kelly	13
Amile Jefferson	6
Alex Murphy	2
Tyler Thornton	2
Josh Hairston	2

30+ Point Games

Mason Plumlee	2
Seth Curry	1

20+ Point Games

Seth Curry	14
Mason Plumlee	7
Quinn Cook	3
Ryan Kelly	1
Rasheed Sulaimon	2

10+ Rebound Games

Mason Plumlee	17
Ryan Kelly	2
Amile Jefferson	1

Double-Doubles

Mason Plumlee	16
Ryan Kelly	2

10-Assist Games

Quinn Cook	2
Tyler Thornton	1

Dunks

Opponent	70
Duke	80

Mason Plumlee	66
Rasheed Sulaimon	6
Amile Jefferson	3
Ryan Kelly	2
Josh Hairston	2
Alex Murphy	2

Forced Five-Second Calls

Opponent	0
Duke	1

Quinn Cook	1
------------------	---

Charges Drawn

Opponent	28
Duke	57

Josh Hairston	16
Rasheed Sulaimon	11
Tyler Thornton	7
Seth Curry	6
Ryan Kelly	5
Quinn Cook	2
Mason Plumlee	1

Three-Point Plays

Opponent	26
Duke	33

Mason Plumlee	9
Rasheed Sulaimon	8
Amile Jefferson	7
Seth Curry	4
Josh Hairston	2
Quinn Cook	1
Ryan Kelly	1
Alex Murphy	1

Four-Point Plays

Opponent	1
Duke	3

Seth Curry	2
Rasheed Sulaimon	1

Technical Fouls

Opponent	2
Duke	4

Tyler Thornton	1
Mason Plumlee	1
Quinn Cook	1
Rasheed Sulaimon	1

Jump Balls Controlled

Opponent	8
Duke	20

Mason Plumlee	20
---------------------	----

Bench Scoring

Opponent	396
Duke	304

Amile Jefferson	81
Tyler Thornton	72
Alex Murphy	62
Josh Hairston	51
Rasheed Sulaimon	15
Quinn Cook	15
Todd Zafirovski	5
Marshall Plumlee	2

Duke's First Substitution

Josh Hairston	13
Tyler Thornton	12
Amile Jefferson	9
Alex Murphy	3
Quinn Cook	1
Marshall Plumlee	1

Largest Halftime Lead

23 vs. Delaware (12/11/12)

Largest Halftime Deficit

23 vs. Miami (1/23/13)

Largest Duke Lead

48 vs. Cornell (12/19/12)

Largest Duke Deficit

34 vs. Miami (1/23/13)

Largest Duke Win

41 vs. Cornell (12/19/12)

Largest Duke Defeat

27 vs. Miami (1/23/13)

Most Consecutive Points Scored

30 vs. Florida Gulf Coast (11/18/12)
23 vs. Cornell (12/19/12)

Most Consecutive Points Allowed

14 vs. Miami (1/23/13)

Longest Winning Streak

15, Nov. 9 - Jan. 8

Longest Losing Streak

1, Jan. 12, Jan. 23, Feb. 16

Largest Home Crowd

9,314, 14 times

Largest Road Crowd

19,557 vs. N.C. State (1/12/13)

Largest Neutral Crowd

22,847 vs. Kentucky (11/13/12)

Duke's 2012-13 Record When...

Plays at home	14-0	Plays in November	7-0
Plays on the road	4-4	Plays in December	5-0
Plays at neutral site	6-0	Plays in January	6-2
Record vs. the ACC (regular season)	11-4	Plays in February	6-2
Record against non-conference	13-0	Plays in March	n/a
Wins the game before	20-4	Plays in April	n/a
Loses the game before	3-0	Plays during the day	8-1
Leads at half	18-0	Plays at night	16-3
Trails at half	3-4	Plays on Sunday	3-0
Tied at half	3-0	Plays on Monday	n/a
Plays an overtime game	n/a	Plays on Tuesday	2-0
Shoots 50% or better	10-0	Plays on Wednesday	5-1
Shoots less than 50%	14-4	Plays on Thursday	5-1
Opp. shoots 50% or less	23-1	Plays on Friday	2-0
Shoots better than opp.	21-0	Plays on Saturday	6-2
Shoots worse than opp.	3-4	Margin is 5 pts. or less	5-2
Has more FTs made than opp.	17-0	Margin is 10 pts. or less	3-1
Has equal FTs made	2-1	Margin is between 11-20	9-0
Has less FTs made than opp.	5-3	Margin is more than 20	8-1
Outrebounds opp.	11-1	Has a 20-pt. scorer	17-3
Is outrebounded	11-3	Has a 30-pt. scorer	3-0
Has equal rebounds	2-0	Scores 59 points or less	n/a
Has more TOs than opp.	4-1	Scores 60+ points	24-4
Has equal or less TOs than opp.	20-3	Scores 70+ points	20-2
Scores more/equal bench pts.	11-2	Scores 80+ points	11-1
Scores less bench pts.	13-2	Scores 90+ points	3-0
Plays a ranked opp.	3-2	Scores 100+ points	n/a
Makes 5+ 3-Pt. shots	22-3		
No Duke player fouls out	16-1		
1+ Duke player fouls out	8-3		
Has 20+ assists	3-0		
Wears white uniforms	16-0		
Wears blue uniforms	7-3		
Wears alternate blue uniforms	0-1		
Wears black uniforms	1-0		
Plays in tournaments	4-0		
Plays on television	24-4		



2 Quinn Cook

G • 6-1 • 175 • SO-1L
Washington, D.C. (Oak Hill Academy [Va.])

2012-13

- Tied for 21st in the ACC in scoring (12.4 ppg), ranks second in assists per game (5.4), fourth in steals per game (1.6), second in assist-to-turnover ratio (2.3) and ninth in minutes (33.4)
- Has scored in double figures 17 times this season and 23 times in his career ... has tallied five or more assists 16 times this season while reaching double figures in the assist column twice ... has committed three or fewer turnovers in 16 of his last 20 games ... leads Duke with 46 steals on the year
- Averaging 13.6 points, 3.6 rebounds, 5.3 assists and 1.5 steals per game in ACC play
- Tallied his third 20-plus point effort of the season against Virginia (2/28) ... went 4-of-9 from three-point range to match a career-high in made three-pointers
- Totaled 18 points, six assists and four steals against Maryland (2/16)
- Scored 18 points and nabbed four steals to lead Duke past North Carolina (2/13) ... went 6-of-6 at the free throw line in the win
- Hit four three-pointers in a win over N.C. State (2/7) ... totaled 21 points on 6-of-8 shooting from the floor and 4-of-5 shooting from three-point range
- Sank four treys while totaling 18 points against Florida State (2/2) ... also dished six assists
- Played all but the final 12 seconds of the game in a win over Maryland (1/26) ... dished nine assists which led directly to 20 points ... also scored 11 points and grabbed five rebounds
- Reached the 100-assist mark for the season with five helpers against Georgia Tech (1/17)
- Had 17 points and seven assists versus No. 20 N.C. State (1/12)
- Scored a career-high 27 points on a career-best 12-of-16 field goal shooting performance against Clemson (1/8) ... became the third player in program history to record at least 25 points, five rebounds, five assists and four steals in a game
- Dished a career-high 14 assists and committed just one turnover in the ACC opener against Wake Forest (1/5) ... his 14:1 assist-to-turnover ratio is tied for the second-highest single-game A/T ratio in school history ... the 14 assists were also the sixth-most in a game in school history
- Notched double-figure scoring to lead Duke past Davidson (1/2) ... recorded seven of his 15 points in the final 3:58 to key an 11-2 Duke run during that stretch
- Grabbed a career-high eight rebounds to go with 10 points, three assists and four steals in a win over Elon (12/20) ... the eight rebounds were the most by a Duke guard since Austin Rivers had nine against Miami on Feb. 5, 2012
- Dished out 12 assists in 26 minutes of action against Cornell (12/19)
- Hit three treys to finish with 14 points against Temple (12/8) ... also registered four assists and three steals
- Played a career-high 40 minutes in a 73-68 win over No. 4 Ohio State (11/28), scoring 12 points to go with eight assists, six boards and two steals ... went 6-of-7 at the charity stripe, hitting all six free throws in the final 30 seconds of the game to seal the Duke victory
- Named Battle 4 Atlantis MVP after averaging 13.7 points, 6.3 assists, 3.3 rebounds and 2.0 steals over three games in the tournament
- Recorded 15 points, four rebounds and six assists to lead Duke past No. 2 Louisville (11/24)
- Delivered nine assists in a win over VCU (11/23) ... four of those assists came during a 15-4 Duke run at the beginning of the second half ... finished with nine points in 39 minutes of action
- Scored 17 points, hit three treys and nabbed five steals in the Battle 4 Atlantis opener against Minnesota (11/22)
- Earned his first start of the season against Florida Gulf Coast (11/18) ... responded with eight points, four rebounds, nine assists and one steal

Game-by-Game Statistics

2012-13

Opponent	FG	3FG	FT	O-D-R	PF	Pts	A	TO	B	S	MIN
Georgia State	2-4	2-4	2-2	1-1-2	3	8	2	2	0	0	21
vs. [3] Kentucky	3-5	1-2	0-2	0-3-3	2	7	3	2	0	0	30
Florida Gulf Coast	3-8	2-4	0-0	1-3-4	2	8	9	5	0	1	29*
vs. Minnesota	6-13	3-4	2-2	0-3-3	2	17	4	4	0	5	31*
vs. VCU	3-7	0-2	3-4	0-3-3	2	9	9	3	0	0	39*
vs. [2] Louisville	4-8	1-2	6-6	0-4-4	4	15	6	4	1	1	34*
[4] Ohio State	3-10	0-2	6-7	0-6-6	4	12	8	3	0	2	40*
Delaware	3-7	2-5	0-0	0-2-2	2	8	6	1	1	2	27*
at Temple	5-8	3-4	1-2	1-3-4	3	14	4	2	0	3	36*
Cornell	2-4	2-4	0-0	0-4-4	2	6	12	1	0	2	26*
Elon	4-13	2-3	0-0	1-7-8	2	10	3	1	0	4	36*
Santa Clara	6-14	1-2	2-2	1-4-5	3	15	5	2	0	2	36*
vs. Davidson	6-9	0-1	3-3	0-3-3	3	15	2	1	0	2	34*
Wake Forest	0-11	0-4	0-0	0-3-3	1	0	14	1	0	1	38*
Clemson	12-16	3-5	0-0	1-4-5	2	27	5	1	0	4	35*
at [20] N.C. State	6-16	1-6	4-4	1-2-3	5	17	7	4	0	0	39*
Georgia Tech	3-9	1-5	0-0	0-3-3	3	7	5	2	1	3	38*
at [25] Miami	1-12	1-5	2-2	3-4-7	3	5	5	1	0	0	29*
Maryland	5-13	1-5	0-0	0-5-5	1	11	0	2	0	2	40.*
at Wake Forest	5-12	1-5	1-2	0-4-4	2	12	7	3	0	1	38*
at Florida State	7-12	4-6	0-0	1-4-5	2	18	6	1	0	0	32*
N.C. State	6-8	4-5	5-6	0-4-4	3	21	4	1	1	0	35*
at Boston College	3-11	3-5	0-0	0-2-2	4	9	3	4	0	1	37*
North Carolina	6-12	0-3	6-6	0-5-5	4	18	2	5	0	4	37*
at Maryland	6-16	2-6	4-5	0-2-2	2	18	6	5	0	4	37*
at Virginia Tech	3-6	1-2	0-0	0-1-1	3	7	1	2	0	0	18*
Boston College	3-9	2-4	4-4	1-2-3	4	12	3	1	0	2	30*
at Virginia	8-17	4-9	2-2	1-1-2	1	22	2	1	0	0	34*
Miami											
Virginia Tech											
at North Carolina											

* Indicates Games Started

[] AP Ranking

() Tournament Seed

Career Highs

Points	27 vs. Clemson, 1/8/13
Rebounds	8 vs. Elon, 12/20/12
Assists	14 vs. Wake Forest, 1/5/13
Steals	5 vs. Minnesota, 11/22/12
Blocked Shots	1, 7x, last vs. NC State, 2/7/13
FG Made	12 vs. Clemson, 1/8/13
3FG Made	4, 3x, last at Virginia, 2/28/13
FT Made	7 vs. Western Michigan, 12/30/11
Minutes	40 vs. Ohio State, 11/28/12

Miscellaneous	2012-13	Career
Double-figure points	17	22
20-pt games	3	3
3 or more assists	23	31
2 or more steals	14	19
Charges Drawn	2	3
Three-point plays	1	3

Career Statistics

SEASON	GP-GS	MP	FG-FGA	PCT.	3PT-A	PCT.	FT-FTA	PCT.	REB.	AVG.	PF-DQ	AS	TO	BS	ST	TP	AVG.
2011-12	33-4	387	47-116	.405	14-56	.250	38-49	.775	34	1.0	26-0	63	18	2	14	146	4.4
2012-13	28-26	936	124-290	.428	47-114	.412	53-61	.869	105	3.8	74-1	152	65	4	46	348	12.4
Total	61-30	1,323	171-406	.421	61-170	.359	91-110	.827	139	2.3	100-1	215	83	6	60	494	8.1



30

Seth Curry

G • 6-2 • 185 • SR-31

Charlotte, N.C. (Charlotte Christian / Liberty)

Double Major: Sociology / African & African-American Studies

Certificate: Markets & Management Studies

2012-13

- Has scored in double-figures in 22 of 27 games this season with 14 20+ point efforts ... averaging 19.2 points per game over the last six contests ... ranks third in the ACC in scoring at 17.3 ppg. ... also leads Duke with 73 three-point field goals
- Ranks among the league leaders in field goal percentage (9th, .462), free throw percentage (3rd, .827), three-point field goal percentage (3rd, .440) and three-point field goals per game (2nd, 2.7 3pg.)
- Totaled 28 points in 34 minutes of action against Virginia (2/28) ... went 4-of-8 from three-point range and 10-of-12 at the free throw line, with the 10 made free throws matching a career high
- Posted his eighth consecutive double-digit scoring effort with 22 points in a win over Virginia Tech (2/21) ... went 5-of-6 from three-point range
- Went 11-of-17 from the field to total 25 points against Maryland (2/16)
- Scored 18 points in a win at Boston College (2/10) to move him and his brother, Stephen Curry, into first place as the highest scoring brother tandem in NCAA history
- Topped the 20-point mark for the third consecutive game against N.C. State (2/7) ... hit four treys in the win ... also notched 10 made free throws
- Recorded 21 points on 7-of-11 shooting to lead Duke past Florida State (2/2) ... went 5-of-7 from three-point range for his second highest three-point shooting effort of the season
- Totaled 13 points, four rebounds and two steals in a win over Maryland (1/26) ... also connected on three treys in the contest
- Matched a career-high with six three-pointers against Georgia Tech (1/17) ... finished with 6-of-7 shooting from behind the arc ... led Duke in scoring for the eighth time this season, totaling 24 points
- Knocked down five three-point field goals and finished with 22 points in a loss at No. 20 N.C. State (1/12)
- Became the 62nd player in Duke history to top the 1,000-point scoring mark in a win over Clemson (1/8)
- Turned in a 22-point scoring performance in a win over Wake Forest (1/5) ... hit 8-of-15 field goals and went 3-of-7 from three-point range ... also notched a season-high five assists
- Scored a career-high 31 points to lead Duke past Santa Clara (12/29) ... also established a new career high with 12 field goals made and matched a career-high with 18 field goals attempted in a 12-of-18 shooting performance from the floor ... collected the first 30-point effort of his Duke career ... knocked down four treys in the win, including three straight in the second half
- Topped the 20-point mark for the second consecutive game in a win over Cornell (12/19) ... finished the evening with 7-of-10 shooting from the floor and 3-of-6 shooting from behind the arc
- Logged a 23-point scoring effort against Temple (12/8) ... also hit a season-high five three-pointers
- Helped Duke capture the Battle 4 Atlantis title with a 14-point performance against No. 2 Louisville (11/24) ... went a perfect 6-of-6 at the free throw line in the contest
- Totaled 14 points to lead Duke past VCU in the Battle 4 Atlantis tournament (11/23) ... matched a career-high with six rebounds

Game-by-Game Statistics

2012-13

Opponent	FG	3FG	FT	O-D-R	PF	Pts	A	TO	B	S	MIN
Georgia State	5-10	3-7	2-3	0-0-0	4	15	1	3	1	0	30*
vs. [3] Kentucky	7-14	3-5	6-6	1-2-3	0	23	1	0	1	1	34*
Florida Gulf Coast	4-10	2-8	0-0	0-1-1	3	10	0	1	0	1	24*
vs. Minnesota	8-11	3-3	6-7	1-0-1	1	25	3	1	0	1	33*
vs. VCU	3-9	0-3	9-10	1-5-6	3	15	0	2	1	1	31*
vs. [2] Louisville	3-11	2-9	6-6	0-3-3	1	14	0	2	0	0	34*
[4] Ohio State	1-6	0-1	2-3	0-1-1	2	4	0	1	0	0	28*
Delaware	DNP- INJ										
at Temple	7-11	5-9	4-4	0-0-0	2	23	3	1	0	0	31*
Cornell	7-10	3-6	3-3	0-0-0	0	20	1	0	0	2	23*
Elon	3-10	1-4	1-5	0-2-2	1	8	1	1	0	1	27*
Santa Clara	12-18	4-7	3-4	1-2-3	1	31	0	2	0	1	36*
vs. Davidson	3-11	0-2	0-0	0-1-1	4	6	3	1	0	1	31*
Wake Forest	8-15	3-7	3-5	0-3-3	2	22	5	2	1	0	29*
Clemson	3-10	2-4	0-0	1-0-1	0	8	1	1	0	0	30*
at [20] N.C. State	8-16	5-10	1-1	1-4-5	1	22	0	4	0	0	32*
Georgia Tech	7-14	6-7	4-4	1-1-2	2	24	1	2	0	0	34*
at [25] Miami	0-10	0-5	0-0	0-2-2	3	0	0	1	0	1	22*
Maryland	5-14	3-8	0-0	1-3-4	0	13	1	0	0	2	32*
at Wake Forest	7-17	1-6	6-7	0-2-2	2	21	2	1	1	0	37*
at Florida State	7-11	5-7	2-2	0-1-1	1	21	3	0	0	2	27*
N.C. State	6-15	4-12	10-12	1-2-3	4	26	4	1	0	1	35*
at Boston College	6-12	2-6	4-4	1-3-4	1	18	3	1	0	2	38*
North Carolina	3-10	2-5	3-4	2-3-5	4	11	1	2	1	0	29*
at Maryland	11-17	3-7	0-1	0-1-1	3	25	3	2	0	2	38*
at Virginia Tech	6-14	5-6	5-6	2-0-2	2	22	2	0	0	1	32*
Boston College	4-7	2-4	1-1	0-1-1	1	11	2	3	0	1	25*
at Virginia	7-14	4-8	10-12	0-3-3	2	28	1	0	0	1	35*
Miami											
Virginia Tech											
at North Carolina											

* Indicates Games Started

[] AP Ranking

() Tournament Seed

Career Highs

Points	31 vs. Santa Clara, 12/29/12
Rebounds	6, 4x, last vs. VCU, 11/23/12
Assists	8 vs. Colorado State, 12/7/11
Steals	5, 2x, last vs. Miami, 2/13/11
Blocks	2 vs. St. John's, 1/28/12
FG Made	12 vs. Santa Clara, 12/29/12
3FG Made	6, 2x, last vs. Georgia Tech, 1/17/13
FT Made	10, 3x, last at Virginia, 2/28/13
Minutes	40 vs. Virginia Tech, 2/25/12

Miscellaneous

	2012-13	Career
Double-figure points	22	59
20-pt games	14	21
3 or more 3pt Field Goals	15	39
3 or more rebounds	11	39
5 or more assists	1	7
3 or more steals	0	12
Charges Drawn	6	16
Dunks	0	0
Three-point plays	4	7
Four-point plays	2	5

Career Statistics

SEASON	GP-GS	MP	FG-FGA	PCT.	3PT-A	PCT.	FT-FTA	PCT.	REB.	AVG.	PF-DQ	AS	TO	BS	ST	TP	AVG.
2008-09*	34-35	1277	243-583	.417	102-294	.347	119-143	.832	153	4.4	53-0	79	79	9	48	707	20.2
2009-10	DNP-Transfer Rules																
2010-11	37-19	924	101-239	.423	64-147	.435	67-85	.788	67	1.8	63-2	74	35	5	52	333	9.0
2011-12	34-32	1026	141-336	.420	64-167	.383	104-118	.881	89	2.6	73-2	83	69	7	43	449	13.2
2012-13	27-27	837	151-327	.462	73-166	.440	91-110	.827	60	2.2	50-0	42	35	6	22	466	17.3
Total	98-78	2,787	393-902	.436	201-480	.419	262-313	.837	216	2.2	186-4	199	139	18	117	1,248	12.7

* Played season at Liberty (stats do not count towards Duke career numbers)



15

Josh Hairston

F • 6-7 • 240 • JR-2L
Fredericksburg, Va. (Montrose Christian)
Major: Sociology

Game-by-Game Statistics

2012-13

Opponent	FG	3FG	FT	O-D-R	PF	Pts	A	TO	B	S	MIN
Georgia State	0-2	0-1	0-0	0-1-1	3	0	0	1	0	0	8
vs. [3] Kentucky	2-3	0-0	1-2	4-1-5	5	5	0	0	0	0	14
Florida Gulf Coast	1-1	0-0	0-0	0-2-2	2	2	0	0	0	0	11
vs. Minnesota	0-1	0-0	0-0	0-0-0	2	0	0	0	0	1	12
vs. VCU	0-0	0-0	0-0	0-1-1	2	0	1	0	1	0	6
vs. [2] Louisville	0-0	0-0	0-0	0-2-2	2	0	0	0	0	0	7
[4] Ohio State	2-2	0-0	0-0	1-1-2	0	4	0	0	0	0	10
Delaware	1-4	0-0	1-2	1-5-6	5	3	1	0	1	0	11
at Temple	0-0	0-0	0-0	0-1-1	0	0	0	0	0	0	5
Cornell	1-6	0-0	1-1	2-0-2	0	3	1	0	0	0	19
Elon	1-3	0-0	0-0	2-2-4	3	2	0	2	0	0	12
Santa Clara	1-2	0-0	1-2	1-0-1	2	3	0	1	0	0	11
vs. Davidson	0-0	0-0	0-0	0-2-2	4	0	0	1	0	0	9
Wake Forest	1-2	0-0	0-0	1-0-1	1	2	0	1	0	1	18
Clemson	0-1	0-0	1-2	1-0-1	1	1	0	0	0	0	16
at [20] N.C. State	4-7	0-0	0-0	3-2-5	1	8	1	2	0	0	25*
Georgia Tech	0-1	0-0	0-0	0-1-1	4	0	1	0	0	1	11*
at [25] Miami	1-1	0-0	0-0	1-1-2	0	2	0	0	0	0	9
Maryland	1-1	0-0	0-1	0-2-2	1	2	1	0	0	0	14
at Wake Forest	1-2	0-0	0-0	1-2-3	2	2	0	1	1	0	14
at Florida State	2-6	0-0	1-2	1-0-1	5	5	0	1	2	0	16
N.C. State	DNP - INJ										
at Boston College	2-5	0-0	0-0	1-0-1	3	4	0	0	0	0	17
North Carolina	1-2	0-0	0-0	0-2-2	2	2	1	1	0	0	9*
at Maryland	4-5	0-0	3-3	0-3-3	5	11	0	1	0	0	24
at Virginia Tech	4-6	0-0	3-4	1-2-3	3	11	0	0	0	0	21*
Boston College	1-3	0-0	1-2	2-0-2	2	3	1	0	0	1	19*
at Virginia	0-0	0-0	0-0	0-0-0	4	0	0	1	0	0	15*
Miami											
Virginia Tech											
at North Carolina											

* Indicates Games Started
[] AP Ranking
() Tournament Seed

2012-13

- A key energy player off the Blue Devil bench ... has taken a team-high 16 charges on the year
- Has been the first player off the Duke bench 13 times this season
- Scored 11 points on 4-of-6 shooting to lead the Blue Devils past Virginia Tech (2/21) ... the 11 points matched a season high
- Scored a season-high 11 points for the third double-figure scoring game of his career against Maryland (2/16)
- Recorded his first dunk of the season in a win over Florida State (2/2) ... also drew a charge, blocked a career-high two shots and scored five points in 16 minutes of action
- Drew his first start of the season against NC State (1/12) ... played a career-high 25 minutes in the contest, responding with eight points, five rebounds and one assist ... the eight points and four made field goals were both ACC highs
- Took three charges in 18 minutes of action against Wake Forest (1/5) ... also added two points and an offensive rebound in the win ... contributed at least 10 minutes of action for the ninth time this season
- Played a season-high 19 minutes against Cornell (12/19), scoring three points and pulling down two rebounds in the win ... also completed a three-point play
- Matched a career high with six rebounds in a win over Delaware (12/1)
- Went 2-of-2 from the field to score four points in a 73-68 win over No. 4 Ohio State (11/28) ... also collected two rebounds in 10 minutes of play
- Tallied one rebound, one assist and one block against VCU (11/23) in the Battle 4 Atlantis tournament
- Came off the bench to provide valuable minutes in a 75-68 win over No. 3 Kentucky (11/13) ... scored five points, pulled down five rebounds (four offensive) and drew a charge in 14 minutes of action

Career Highs

Points	13 vs. Western Michigan, 12/30/11
Rebounds	6, 2x, last vs. Delaware, 12/1/12
Assists	2 vs. St. John's, 1/30/11
Steals	2 vs. Saint Louis, 12/11/10
Blocked Shots	2 at Florida State, 2/2/13
FG Made	4, 5x, last at Virginia Tech, 2/21/13
FT Made	7 vs. Western Michigan, 12/30/11
Minutes	25 at NC State, 1/12/13

Miscellaneous	2012-13	Career
Double-figure points	2	4
Double-figure rebounds	0	0
Double-doubles	0	0
5 or more rebounds	3	4
Charges Drawn	16	22
Dunks	2	6
Three-point plays	2	4

Career Statistics

SEASON	GP-GS	MP	FG-FGA	PCT.	3PT-A	PCT.	FT-FTA	PCT.	REB.	AVG.	PF-DQ	AS	TO	BS	ST	TP	AVG.
2010-11	27-0	165	13-36	.361	0-0	.000	13-23	.565	33	1.2	26-0	3	8	1	4	39	1.4
2011-12	29-2	246	31-69	.449	0-1	.000	16-24	.667	42	1.4	39-1	5	15	4	4	78	2.7
2012-13	27-6	363	31-66	.470	0-1	.000	13-21	.619	56	2.1	64-4	8	13	5	4	75	2.8
Total	83-8	774	75-171	.439	0-2	.000	42-68	.618	131	1.6	129-5	16	36	10	12	192	2.3



21
Amile Jefferson

F • 6-8 • 195 • FR-HS
Philadelphia, Pa. (Friends Central School)

2012-13

- Averaging 6.2 points, 4.8 rebounds and 0.8 blocks per contest and is shooting 53.3 percent from the floor over the last 13 games
- Scored a career-high 14 points on 5-of-7 shooting from the field in a win over Boston College (2/24)
- Totaled eight rebounds, including three offensive boards, against North Carolina (2/13) ... grabbed two defensive rebounds and a steal on three straight North Carolina possessions in the first half to preserve a nearly three-minute scoreless drought by the Tar Heels
- Went 4-of-4 from the field to score 11 points in a win over Florida State (2/2) ... registered his fourth double-figure scoring effort in the last six games
- Drew his first career start at Miami (1/23), responding with 13 points on a career-high six field goals
- Pulled down a season-high 10 rebounds against Georgia Tech (1/17) for his first career double-digit rebounding performance ... also added six points, two steals and a block in 28 minutes of action
- Reached double-figure scoring against N.C. State (1/12), recording 10 points on 5-of-7 shooting from the field
- Collected his second three-point play of the season against Clemson (1/8)
- Scored eight points on 3-of-6 shooting from the floor in a win over Cornell (12/19)
- Totaled seven points, two rebounds, one assist and one block over nine minutes of action against Temple (12/8)
- Notched the first double-figure scoring game of his career with a 12-point performance against Delaware (12/1) ... also pulled down six rebounds, including three on the offensive end, in 21 minutes of action ... converted the first three-point play of his career
- Grabbed a key offensive rebound just before the end of the half in the Battle 4 Atlantis title game win over No. 2 Louisville (11/24) ... Seth Curry buried a three-point field goal at the buzzer following the offensive rebound by Jefferson
- Went 2-of-4 from the field to score four points in 13 minutes of action against Florida Gulf Coast (11/18) ... also pulled down two rebounds in addition to registering two blocks and two steals
- Came off the bench to tally five points, two rebounds, one assist and one steal in his Duke debut against Georgia State (11/9)

Game-by-Game Statistics

2012-13

Opponent	FG	3FG	FT	O-D-R	PF	Pts	A	TO	B	S	MIN
Georgia State	1-1	0-0	3-5	1-1-2	0	5	1	0	0	1	13
vs. [3] Kentucky	0-1	0-0	0-0	1-0-1	1	0	1	0	0	0	4
Florida Gulf Coast	2-4	0-0	0-1	1-1-2	2	4	0	1	2	2	13
vs. Minnesota	1-2	0-0	0-0	0-1-1	1	2	0	0	0	0	9
vs. VCU	0-0	0-0	0-0	0-0-0	0	0	0	0	0	0	2
vs. [2] Louisville	0-1	0-0	0-0	1-0-1	0	0	0	0	0	0	5
[4] Ohio State	0-0	0-0	0-0	0-0-0	0	0	0	0	0	0	3
Delaware	5-9	0-0	2-4	3-3-6	2	12	0	1	0	0	21
at Temple	3-5	0-0	1-1	1-1-2	1	7	1	0	1	0	9
Cornell	3-6	0-0	2-2	2-1-3	2	8	0	3	0	0	16
Elon	0-0	0-0	0-2	0-3-3	1	0	0	2	1	1	12
Santa Clara	DNP										
vs. Davidson	0-0	0-0	0-0	1-0-1	0	0	0	1	0	0	3
Wake Forest	0-0	0-0	0-0	1-1-2	1	0	0	0	0	0	4
Clemson	2-3	0-0	1-1	1-2-3	1	5	0	0	0	1	9
at [20] N.C. State	5-7	0-0	0-0	2-2-4	5	10	0	0	2	0	12
Georgia Tech	3-7	0-0	0-1	6-4-10	4	6	0	1	1	2	28
at [25] Miami	6-11	0-0	1-2	3-2-5	3	13	1	0	1	1	28*
Maryland	3-8	0-0	5-9	5-4-9	3	11	1	0	3	0	24*
at Wake Forest	0-1	0-0	0-0	1-2-3	4	0	0	1	0	1	19*
at Florida State	4-4	0-0	3-4	1-3-4	0	11	1	1	1	1	29*
N.C. State	2-3	0-0	0-0	2-3-5	3	4	0	1	1	0	25*
at Boston College	1-2	0-0	1-2	1-3-4	1	3	0	0	1	0	11*
North Carolina	1-4	0-0	0-0	3-5-8	2	2	0	0	0	1	20
at Maryland	0-0	0-0	0-0	0-2-2	2	0	0	0	0	0	8*
at Virginia Tech	1-4	0-0	2-2	2-3-5	1	4	0	0	0	0	17
Boston College	5-7	0-0	4-5	1-0-1	5	14	1	0	1	1	21
at Virginia	1-2	0-0	0-0	0-2-2	4	2	0	0	0	0	13
Miami											
Virginia Tech											
at North Carolina											

* Indicates Games Started
[] AP Ranking
() Tournament Seed

Career Highs

Points	14 vs. Boston College, 2/24/13
Rebounds	10 vs. Georgia Tech, 1/17/13
Assists	1, 7x, last vs. Boston College, 2/24/13
Steals	2, 2x, last vs. Georgia Tech, 1/17/13
Blocks	3 vs. Maryland, 1/26/13
FG Made	6 at Miami, 1/23/13
3FG Made	-
FT Made	5 vs. Maryland, 1/26/13
Minutes	29 at Florida State, 2/2/13

Miscellaneous	2012-13	Career
Double-figure points	6	6
3 or more rebounds	13	13
3 or more assists	0	0
3 or more steals	0	0
Dunks	3	3
Three-point plays	7	7

Career Statistics

SEASON	GP-GS	MP	FG-FGA	PCT.	3PT-A	PCT.	FT-FTA	PCT.	REB.	AVG.	PF-DQ	AS	TO	BS	ST	TP	AVG.
2012-13	27-7	378	49-92	.533	0-0	.000	25-41	.610	89	3.3	50-2	7	12	15	12	123	4.6
Total	27-7	378	49-92	.533	0-0	.000	25-41	.610	89	3.3	50-2	7	12	15	12	123	4.6



34

Ryan Kelly

F • 6-11 • 230 • SR-3L
Raleigh, N.C. (Ravenscroft)
Major: Public Policy Studies
Certificate: Markets & Management Studies

2012-13

- Has blocked two or more shots in a game six times this season ... has totaled 25 blocks on the year
- Sidelined indefinitely with a right foot injury suffered in the first half of the Clemson game
- Scored in double figures for the 13th time this season in a win over Clemson (1/8) ... notched 12 points and six rebounds before exiting the game at halftime due to injury
- Totaled a season-high 22 points in 18 minutes of action against Wake Forest (1/5) ... knocked down a career-high five three-pointers on 5-of-7 shooting from behind the arc ... scored 13 of Duke's first 19 points
- Led Duke with an 18-point scoring effort against Davidson (1/2) ... also shared the team lead with seven rebounds
- Posted his second double-double of the season with 10 points and 11 rebounds in a win over Santa Clara (12/29) ... recorded double-digits in the rebounding column for the fourth time in his career
- Finished with 14 points, five rebounds and a career-high six assists against Elon (12/20) ... also went 3-of-5 from three-point range in the win
- Registered a double-double with 14 points and 10 rebounds in a win over Temple (12/8)
- Turned in an 18 point-performance against Delaware (12/1) ... matched a career-high with eight field goals made while shooting 61.5 percent (8-of-13) from the floor
- Totaled 15 points in a win over No. 4 Ohio State (11/28) ... went 3-of-5 from three-point range and hit back-to-back treys within a 40-second span to put Duke ahead for good with 5:42 remaining in the contest ... also collected three blocked shots
- Scored in double figures (14) to help Duke defeat No. 2 Louisville (11/24) in the Battle 4 Atlantis title game ... also had six rebounds, four assists, two blocks and a steal in the win
- Blocked a career-best five shots in a 67-58 win over VCU (11/23) ... scored 11 points, pulled down four rebounds and dished out four assists over a career-high 38 minutes of action
- Recorded 14 points on 5-of-10 shooting from the field against Minnesota (11/22) in the Battle 4 Atlantis tournament
- Led Duke in rebounding with nine boards against Florida Gulf Coast (11/18) ... scored 14 points on 5-of-10 shooting from the floor
- Scored 10 points and contributed three blocks in a win over No. 3 Kentucky (11/13) ... also matched a career-high with three steals

Game-by-Game Statistics

2012-13

Opponent	FG	3FG	FT	O-D-R	PF	Pts	A	TO	B	S	MIN
Georgia State	2-6	1-3	3-4	0-3-3	1	8	4	1	1	0	33*
vs. [3] Kentucky	4-11	1-3	1-4	1-2-3	2	10	1	0	3	3	34*
Florida Gulf Coast	5-10	1-5	3-5	5-4-9	2	14	3	1	0	2	25*
vs. Minnesota	5-10	1-2	3-4	3-3-6	4	14	0	3	3	0	28*
vs. VCU	4-9	0-3	3-3	1-3-4	3	11	2	0	5	0	38*
vs. [2] Louisville	4-9	0-1	6-8	1-5-6	5	14	4	1	2	1	31*
[4] Ohio State	5-10	3-5	2-2	0-3-3	5	15	0	1	3	0	29*
Delaware	8-13	2-4	0-0	1-2-3	0	18	0	0	1	2	24*
at Temple	3-9	1-2	7-8	2-8-10	1	14	1	1	1	0	33*
Cornell	3-4	1-1	0-0	0-1-1	2	7	1	1	2	1	20*
Elon	4-13	3-5	3-3	3-2-5	0	14	3	0	1	0	28*
Santa Clara	3-8	1-1	3-3	5-6-11	2	10	2	1	1	1	29*
vs. Davidson	5-8	3-4	5-6	2-5-7	1	18	0	1	1	0	35*
Wake Forest	6-9	5-7	5-6	3-1-4	5	22	1	1	1	0	18*
Clemson	4-9	2-2	2-2	3-3-6	0	12	0	0	0	1	19*
at [20] N.C. State	DNP - INJ										
Georgia Tech	DNP - INJ										
at [25] Miami	DNP - INJ										
Maryland	DNP - INJ										
at Wake Forest	DNP - INJ										
at Florida State	DNP - INJ										
N.C. State	DNP - INJ										
at Boston College	DNP - INJ										
North Carolina	DNP - INJ										
at Maryland	DNP - INJ										
at Virginia Tech	DNP - INJ										
Boston College	DNP - INJ										
at Virginia	DNP - INJ										
Miami											
Virginia Tech											
at North Carolina											

* Indicates Games Started

[] AP Ranking

() Tournament Seed

Career Highs

Points	23 vs. Wake Forest, 2/28/12
Rebounds	12 vs. Penn, 1/1/12
Assists	6 vs. Elon, 12/20/10
Steals	3, 4x, last vs. Kentucky, 11/13/12
Blocks	5 vs. VCU, 11/23/12
FG Made	8, 2x, last vs. Delaware, 12/1/12
3FG Made	5 vs. Wake Forest, 1/5/13
FT Made	14 vs. Wake Forest, 1/7/12
Minutes	38 vs. VCU, 11/23/12

Miscellaneous	2012-13	Career
Double-figure points	13	40
20-pt games	1	5
5 or more rebounds	8	35
Double-figure rebounds	2	4
Double-doubles	2	4
3 or more assists	4	9
2 or more blocks	6	31
Charges Drawn	5	42
Dunks	4	32
Three-point plays	2	10
Four-point plays	0	2

Career Statistics

SEASON	GP-GS	MP	FG-FGA	PCT.	3PT-A	PCT.	FT-FTA	PCT.	REB.	AVG.	PF-DQ	AS	TO	BS	ST	TP	AVG.
2009-10	35-0	227	16-45	.356	5-19	.263	4-6	.667	38	1.1	34-0	13	8	14	8	41	1.2
2010-11	37-27	743	95-184	.516	22-69	.319	33-41	.805	138	3.7	77-0	31	30	51	25	245	6.6
2011-12	31-19	803	107-241	.444	40-98	.408	113-140	.807	167	5.3	71-1	35	43	31	24	367	11.8
2012-13	15-15	424	65-138	.471	25-48	.521	46-58	.793	81	5.4	33-3	22	12	25	11	201	13.4
Total	118-61	2197	283-608	.465	92-234	.393	196-245	.800	424	3.6	215-4	101	93	121	68	854	7.2



12

Alex Murphy

F • 6-8 • 220 • R-FR-1L
Wakefield, R.I. (South Kingstown)

2012-13

- Converted the first three-point play of his career against Virginia Tech (2/21) ... scored six consecutive points by converting the three-point play and hitting a three-pointer
- Recorded his first dunk as a Blue Devil in a win over N.C. State (2/7)
- Turned in double-digit scoring for the second time in his career against Miami (1/23) ... totaled 11 points on 5-of-8 shooting from the field while also pulling down five rebounds
- Scored two points and pulled down one rebound over five minutes against Clemson (1/8)
- Sank 2-of-2 field goals to score four points in eight minutes of action in the ACC opener against Wake Forest (1/5)
- Totaled seven points, three rebounds, one block and one steal in a win over Cornell (12/19) ... hit a trey for the third consecutive contest
- Shot 2-of-4 from the field to finish with five points in five minutes of action against Temple (12/8)
- Scored the first points of his career with a 10-point performance against Delaware (12/1) ... also recorded the first made field goal, made three-point field goal, made free throw and steal of his Duke career in a season-high 21 minutes of play ... added seven rebounds, a block and a steal in the win
- Recorded the first block of his career in the Battle 4 Atlantis title game against No. 2 Louisville (11/24) ... also grabbed a defensive rebound in the win
- Grabbed two rebounds in six minutes of action against Florida Gulf Coast (11/18)
- Came off the bench to play two minutes against No. 3 Kentucky in his Duke debut (11/13)

Game-by-Game Statistics

2012-13

Opponent	FG	3FG	FT	O-D-R	PF	Pts	A	TO	B	S	MIN
Georgia State	DNP										
vs. [3] Kentucky	0-0	0-0	0-0	0-0-0	0	0	0	0	0	0	2
Florida Gulf Coast	0-2	0-1	0-0	1-1-2	1	0	0	1	0	0	6
vs. Minnesota	0-0	0-0	0-0	0-1-1	0	0	0	0	0	0	1
at VCU	DNP										
vs. [2] Louisville	0-1	0-1	0-0	0-1-1	1	0	0	0	1	0	2
[4] Ohio State	0-0	0-0	0-0	0-0-0	0	0	0	0	0	0	3
Delaware	4-7	1-3	1-2	1-6-7	1	10	0	2	1	1	21
at Temple	2-4	1-1	0-0	0-0-0	1	5	0	0	0	0	5
Cornell	3-7	1-3	0-0	0-3-3	0	7	0	0	1	1	16
Elon	0-0	0-0	0-0	0-1-1	1	0	0	1	0	0	3
Santa Clara	0-0	0-0	0-0	0-0-0	0	0	0	0	0	0	0+
vs. Davidson	0-0	0-0	0-0	0-0-0	0	0	0	0	0	0	1
Wake Forest	2-2	0-0	0-0	0-0-0	0	4	0	0	0	0	8
Clemson	1-1	0-0	0-1	1-0-1	1	2	0	0	0	0	5
at [20] N.C. State	0-0	0-0	0-0	0-0-0	0	0	0	0	0	0	3
Georgia Tech	1-3	0-2	0-0	0-1-1	0	2	0	1	0	0	7
at [25] Miami	5-8	1-3	0-1	2-3-5	3	11	0	0	0	0	23
Maryland	0-0	0-0	0-0	0-0-0	0	0	0	0	0	0	0+
at Wake Forest	0-0	0-0	0-0	0-1-1	1	0	0	0	0	1	6
at Florida State	0-1	0-1	0-0	1-1-2	3	0	0	3	0	1	13
N.C. State	1-4	0-2	2-4	1-0-1	0	4	0	0	0	0	12
at Boston College	0-1	0-1	0-0	0-1-1	0	0	0	1	0	0	6
North Carolina	0-0	0-0	0-0	0-0-0	0	0	0	0	0	0	3
at Maryland	2-5	0-2	0-1	0-0-0	0	4	0	1	0	1	8
at Virginia Tech	3-4	1-2	1-1	1-0-1	2	8	0	0	0	0	11
Boston College	1-2	0-1	1-2	1-1-2	3	3	0	0	0	0	12
at Virginia	1-1	0-0	0-0	0-0-0	0	2	0	0	0	0	9
Miami											
Virginia Tech											
at North Carolina											

* Indicates Games Started

[] AP Ranking

() Tournament Seed

Career Highs

Points	11 at Miami, 1/23/13
Rebounds	7 vs. Delaware, 12/1/12
Assists	-
Steals	1, 5x, last at Maryland, 2/16/13
Blocks	1, 3x, last vs. Cornell, 12/19/12
FG Made	5 at Miami, 1/23/13
3FG Made	1, 4x, last at Virginia Tech, 2/21/13
FT Made	2 vs. NC State, 2/7/13
Minutes	23 at Miami, 1/23/13

Miscellaneous

	2012-13	Career
Double-figure points	2	2
3 or more rebounds	3	3
3 or more steals	0	0
Charges Drawn	0	0
Dunks	2	2
Three-point plays	1	1

Career Statistics

SEASON	GP-GS	MP	FG-FGA	PCT.	3PT-A	PCT.	FT-FTA	PCT.	REB.	AVG.	PF-DQ	AS	TO	BS	ST	TP	AVG.
2011-12	DID NOT PLAY — REDSHIRT																
2012-13	26-0	186	26-53	.491	5-23	.217	5-12	.417	30	1.2	18-0	0	10	3	5	62	2.4
Total	26-0	186	26-53	.491	5-23	.217	5-12	.417	30	1.2	18-0	0	10	3	5	62	2.4



40
Marshall Plumlee

F • 6-11 • 235 • R-FR-1L
Warsaw, Ind. (Christ School [N.C.])

2012-13

- Recorded one rebound, one block and one steal in three minutes of action at Virginia Tech (2/21)
- Swiped the first steal of his career against Maryland (1/26)
- Notched multiple rebounds for the first time in his career against Miami (1/23)
- Scored his first career points with a layup in the second half of the ACC opener against Wake Forest (1/5) ... played a career-high seven minutes while also recording his second career block
- Pulled down an offensive rebound in one minute of play against Santa Clara (12/29)
- Made his Duke debut against Cornell (12/19), posting one rebound and one block in two minutes of action
- Had been sidelined with a stress fracture in the second metatarsal of his left foot that was diagnosed just before the team's first practice on Oct. 12

Game-by-Game Statistics

2012-13

Opponent	FG	3FG	FT	O-D-R	PF	Pts	A	TO	B	S	MIN
Georgia State						DNP - INJ					
vs. [3] Kentucky						DNP - INJ					
Florida Gulf Coast						DNP - INJ					
vs. Minnesota						DNP - INJ					
vs. VCU						DNP - INJ					
vs. [2] Louisville						DNP - INJ					
[4] Ohio State						DNP - INJ					
Delaware						DNP - INJ					
at Temple						DNP - INJ					
Cornell	0-0	0-0	0-0	0-1-1	0	0	0	0	1	0	2
Elon						DNP - INJ					
Santa Clara	0-1	0-0	0-0	1-0-1	0	0	0	0	0	0	1
vs. Davidson						DNP					
Wake Forest	1-2	0-0	0-2	0-0-0	2	2	0	0	1	0	7
Clemson	0-0	0-0	0-2	0-0-0	0	0	0	0	0	0	2
at [20] N.C. State	0-0	0-0	0-0	0-0-0	0	0	0	0	0	0	3
Georgia Tech	0-0	0-0	0-0	0-0-0	0	0	0	1	0	0	1
at [25] Miami	0-1	0-0	0-0	1-2-3	1	0	0	0	0	0	6
Maryland	0-1	0-0	0-0	0-0-0	0	0	0	1	0	1	3
at Wake Forest	0-0	0-0	0-0	0-1-1	1	0	0	1	0	0	4
at Florida State	0-1	0-0	0-0	0-1-1	0	0	0	0	0	0	6
N.C. State	0-0	0-0	0-0	0-1-1	0	0	0	0	0	0	0+
at Boston College						DNP					
North Carolina	0-0	0-0	0-0	0-0-0	0	0	0	0	0	0	1
at Maryland	0-0	0-0	0-0	0-0-0	0	0	0	1	0	0	1
at Virginia Tech	0-1	0-0	0-2	1-0-1	1	0	0	0	1	1	3
Boston College	0-1	0-0	0-0	1-0-1	0	0	0	1	0	0	5
at Virginia						DNP					
Miami											
Virginia Tech											
at North Carolina											

* Indicates Games Started
[] AP Ranking
() Tournament Seed

Career Highs

Points	2 vs. Wake Forest, 1/5/13
Rebounds	3 at Miami, 1/23/13
Assists	-
Steals	1 vs. Maryland, 1/26/13
Blocks	1, 2x, last vs. Wake Forest, 1/5/13
FG Made	1 vs. Wake Forest, 1/5/13
3FG Made	-
FT Made	-
Minutes	7 vs. Wake Forest, 1/5/13

Miscellaneous	2012-13	Career
Double-figure points	0	0
3 or more rebounds	1	1
2 or more blocks	0	0
2 or more steals	0	0
Charges Drawn	0	0
Dunks	0	0
Three-point plays	0	0

Career Statistics

SEASON	GP-GS	MP	FG-FGA	PCT.	3PT-A	PCT.	FT-FTA	PCT.	REB.	AVG.	PF-DQ	AS	TO	BS	ST	TP	AVG.
2011-12																	
2012-13	15-0	45	1-8	.125	0-0	.000	0-6	.000	10	0.7	5-0	0	5	3	2	2	0.1
Total	15-0	45	1-8	.125	0-0	.000	0-6	.000	10	0.7	5-0	0	5	3	2	2	0.1



5 Mason Plumlee

F • 6-10 • 235 • SR-3L

Warsaw, Ind. (Christ School [N.C.])

Double Major: Psychology & Cultural Anthropology

2012-13

- Second in the ACC and tied for fifth in the NCAA with 16 double-doubles ... ranks eighth in the NCAA in rebounding, is tied for seventh in field goal percentage and ranks 75th in scoring
- Ranks among the ACC leaders in scoring (t-2nd, 17.3 ppg.), rebounding (2nd, 10.5 rpg.), field goal percentage (2nd, .592), blocks (5th, 1.6 bpg.), offensive rebounds (5th, 2.9 orpg.), defensive rebounds (1st, 7.6 drpg.) and minutes (4th, 34.6 mpg.) ... also leads all active players in the ACC with 34 double-doubles for his career
- Hauled in 15 boards in a win over Boston College (2/24) to bring his career total to 1,014 rebounds, becoming the 31st player in ACC history and the ninth in Duke history to register 1,000 points and 1,000 rebounds in a career
- Posted 13 points and 12 rebounds against Virginia Tech (2/21) ... also added five assists and three blocks in the win
- Recorded 18 points and 11 rebounds in a win over North Carolina (2/13) ... went 4-of-4 at the foul line in the final 2:19 of the game
- Turned in his second 30-point effort in the last three games to lead Duke past N.C. State (2/7) ... finished 9-of-11 from the floor while hitting a career-high 12 free throws
- Scored a career-high 32 points for the first 30-point game of his career in a win over Wake Forest (1/30) ... his 19 points in the first half were his most in any half this season ... hit eight consecutive field goal attempts during the game and finished with 12-of-15 shooting
- Collected his 12th double-double of the season against Miami (1/23) ... recorded 15 points and 11 rebounds
- Finished with 16 points and 13 rebounds in a win over Georgia Tech (1/17) ... also collected two assists, three blocks and three steals
- Totaled 15 points on 7-of-10 shooting from the field against N.C. State (1/12) ... also had 11 rebounds, two blocks and four steals in the loss.
- Scored 13 points and pulled down 12 rebounds in a win over Wake Forest (1/5)
- Became the 61st player in Duke history to top the 1,000-point scoring mark in a win over Santa Clara (12/29) ... totaled 22 points and 13 rebounds ... hit 6-of-10 shots from the floor and went 10-of-15 at the free throw line ... also recorded five dunks in the win ... earned his 100th career victory at Duke
- Recorded 21 points and 15 rebounds in a win over Elon (12/20) ... pulled down at least 15 boards for the third time this year, including a career-high eight offensive rebounds
- Totaled 18 points and nine rebounds to help Duke defeat Cornell (12/19) ... turned in an 8-of-8 shooting performance from the floor in the win ... also contributed three blocks
- Tallied 21 points and 17 rebounds to lead the Blue Devils past No. 4 Ohio State (11/28) ... became Duke's all-time leader in dunks with four jams in the contest ... the 17 boards matched a career-high ... also surpassed the 800-rebound mark for his career, becoming the 17th player in program history to do so
- Named to the Battle 4 Atlantis all-tournament team after guiding Duke to a 76-71 victory over No. 2 Louisville (11/24) in the title game ... scored 16 points on 5-of-9 shooting from the floor
- Collected his second consecutive double-double with 17 points and 10 rebounds in a Battle 4 Atlantis win over VCU (11/23)
- Posted a double-double against Minnesota (11/22) in the Battle 4 Atlantis opener with 20 points and 17 rebounds ... the 17 boards matched a career-best
 - Totaled 28 points on a 9-of-11 field goal shooting performance against Florida Gulf Coast (11/18) ... sank 10-of-11 free throws
 - Scored 18 points on 7-of-8 shooting from the field and 4-of-4 shooting from the free throw line in a win over No. 3 Kentucky (11/13) ... completed two three-point plays in the contest ... also recorded three rebounds, three assists, two blocks and a steal
 - Recorded 19 points and 14 rebounds in the season opener against Georgia State (11/9)

Career Highs

Points	32 at Wake Forest, 1/30/13
Rebounds	17, 3x, last vs. Ohio State, 11/28/12
Assists	6 vs. Belmont, 11/11/11
Steals	5 vs. Michigan State, 12/1/10
Blocks	6 vs. N.C. State, 11/22/10
FG Made	12, 2x, last at Wake Forest, 1/30/13
3FG Made	1, 2x, last vs. Georgia Tech, 2/4/10
FT Made	12 vs. NC State, 2/7/13
Minutes	40 at NC State, 1/12/13

Miscellaneous

	2012-13	Career
Double-figure points	25	57
Double-figure rebounds	15	45
Double-doubles	14	32
3 or more assists	5	20
3 or more steals	2	6
2 or more blocked shots	12	49
Charges Drawn	1	5
Dunks	63	193
Three-point plays	8	22

Game-by-Game Statistics

2012-13

Opponent	FG	3FG	FT	O-D-R	PF	Pts	A	TO	B	S	MIN
Georgia State	8-12	0-0	3-7	3-11-14	3	19	2	3	4	1	35*
vs. [3] Kentucky	7-8	0-0	4-4	0-3-3	5	18	3	5	2	1	29*
Florida Gulf Coast	9-11	0-0	10-11	5-4-9	0	28	1	3	2	0	35*
vs. Minnesota	6-11	0-0	8-10	5-12-17	4	20	3	1	1	1	36*
vs. VCU	5-9	0-0	7-8	0-10-10	3	17	1	2	1	0	36*
vs. [2] Louisville	6-10	0-0	4-5	3-4-7	2	16	0	3	1	1	36*
[4] Ohio State	6-11	0-0	9-12	5-12-17	2	21	2	2	1	0	39*
Delaware	6-9	0-0	6-10	1-10-11	0	18	0	2	3	1	24*
at Temple	5-14	0-0	6-11	5-9-14	2	16	1	2	0	0	33*
Cornell	8-8	0-0	2-5	0-9-9	1	18	1	2	3	0	26*
Elon	9-14	0-0	3-6	8-7-15	3	21	1	2	0	1	28*
Santa Clara	6-10	0-0	10-15	3-10-13	2	22	5	2	1	0	39*
vs. Davidson	4-7	0-0	2-3	0-7-7	4	10	2	6	3	2	33*
Wake Forest	5-8	0-0	3-9	3-9-12	0	13	2	1	1	0	33*
Clemson	3-9	0-0	2-4	2-11-13	1	8	5	6	1	1	36*
at [20] N.C. State	7-10	0-0	1-3	4-7-11	1	15	1	2	2	4	40*
Georgia Tech	7-20	0-0	2-2	5-8-13	1	16	2	5	3	3	40*
at [25] Miami	5-15	0-0	5-10	4-7-11	1	15	1	4	1	0	37*
Maryland	9-12	0-0	1-5	3-4-7	3	19	3	1	0	2	37*
at Wake Forest	12-15	0-0	8-10	4-5-9	4	32	2	7	2	2	36*
at Florida State	4-4	0-0	0-0	2-3-5	2	8	2	2	3	2	25*
N.C. State	9-11	0-0	12-16	2-7-9	4	30	2	1	2	0	40*
at Boston College	6-11	0-0	7-10	5-6-11	2	19	2	3	2	1	38*
North Carolina	6-13	0-0	6-8	4-7-11	4	18	0	4	1	1	35*
at Maryland	2-7	0-0	0-2	2-1-3	5	4	2	2	0	0	33*
at Virginia Tech	4-6	0-0	5-6	1-11-12	3	13	5	2	3	0	36*
Boston College	4-7	0-0	11-15	2-13-15	3	19	4	5	1	2	33*
at Virginia	2-5	0-0	6-6	0-7-7	3	10	1	3	1	1	40*
Miami											
Virginia Tech											
at North Carolina											

* Indicates Games Started

[] AP Ranking

() Tournament Seed

Career Statistics

SEASON	GP-GS	MP	FG-FGA	PCT.	3PT-A	PCT.	FT-FTA	PCT.	REB.	AVG.	PF-DQ	AS	TO	BS	ST	TP	AVG.
2009-10	34-1	480	49-106	.462	2-8	.250	25-46	.543	105	3.1	73-1	30	32	30	18	125	3.7
2010-11	37-32	949	112-189	.593	0-2	.000	41-93	.441	309	8.4	96-5	58	71	62	33	265	7.2
2011-12	34-31	964	143-250	.572	0-0	.000	93-176	.528	312	9.2	86-1	55	74	55	26	379	11.1
2012-13	28-28	968	170-287	.592	0-0	.000	143-213	.671	295	10.5	68-2	56	83	45	27	483	17.3
Total	133-92	3,361	474-832	.570	2-10	.200	302-528	.572	1,021	7.7	323-9	199	260	192	104	1,252	9.4



14

Rasheed Sulaimon

G • 6-4 • 185 • FR-HS
Houston, Texas (Strake Jesuit College Prep)

2012-13

- Ranks among the ACC leaders in scoring (25th, 12.1 ppg)
- Has scored in double figures 19 times this season with two 20+ point efforts
- Led Duke in scoring with a career-high 27 points on a career-best 10 made field goals in a win over Maryland (2/24) ... scored 15 points in the opening half on 6-of-9 shooting
- Totaled 17 points on 7-of-11 shooting from the field and 3-of-4 shooting from three-point range against Virginia Tech (2/21)
- Turned in a career-best 7-of-7 free throw shooting performance against Maryland (2/16) ... finished with 16 points and four rebounds
- Totaled 13 points and a team-high five assists in a win over North Carolina (2/13)
- Scored 25 points to lead Duke past Maryland (1/26) ... matched a Duke freshman record by hitting six three-pointers ... also converted the first four-point play of his career
- Led Duke in scoring with a 16-point performance against Miami (1/23) ... nabbed a season-high four assists
- Hit three treys in a win over Georgia Tech (1/17) ... shot 5-of-8 from the floor and 3-of-4 from three-point range to finish with 15 points
- Matched a career high with seven rebounds against Clemson (1/8)
- Scored 12 points to lead Duke past Wake Forest (1/5) ... shot 5-of-11 from the floor and 2-of-4 from three-point range
- Finished with eight points and seven rebounds in a win over Davidson (1/2)
- Turned in his third game of the season with at least three treys in a win over Elon (12/20) ... finished with 13 points, two rebounds, four assists and a steal
- Notched 16 points on 6-of-10 shooting from the field and 4-of-4 shooting at the free throw line against Cornell (12/19)
- Dished a season-high seven assists in a win over Temple (12/8) ... also scored eight points and pulled down two rebounds
- Tallied double-figuring scoring for the seventh consecutive game with a 14-point performance against Delaware (12/1) ... also registered four rebounds and six assists in the win
- Recorded all 17 of his points in the second half to propel Duke to a 73-68 victory over No. 4 Ohio State (11/28) ... shot 7-of-10 from the floor in the second half, with the seven field goals marking a career-high ... tallied double-figure scoring for the sixth consecutive game
- Scored 14 points to help Duke capture the Battle 4 Atlantis title with a win over No. 2 Louisville (11/24) ... finished the night with 14 points, four rebounds, three steals and one block
- Pulled down a season-high seven rebounds to go with 12 points in a win over VCU (11/23) ... also played a season-high 34 minutes in the contest
- Totaled 11 points on 4-of-7 shooting from the field against Minnesota (11/22) in the Battle 4 Atlantis opener
- Scored a season-best 19 points against Florida Gulf Coast (11/18) ... sank three treys and went 6-of-6 at the free throw line ... drew three charges in the contest
- Posted the first double-figure scoring effort of his career in a win over No. 3 Kentucky (11/13), registering 10 points, a team-high six rebounds and five assists (zero turnovers) in 33 minutes of action ... sank three treys and drew a charge in the second half of play to spark the Blue Devils
- Earned a start in his collegiate debut against Georgia State (11/9), scoring six points on 2-of-3 shooting from three-point range ... also pulled down four rebounds and tallied four assists ... became the ninth freshman guard to start a season opener under Coach K

Game-by-Game Statistics

2012-13

Opponent	FG	3FG	FT	O-D-R	PF	Pts	A	TO	B	S	MIN
Georgia State	2-5	2-3	0-0	0-4-4	3	6	4	1	0	0	30*
vs. [3] Kentucky	3-14	3-7	1-2	2-4-6	1	10	5	0	0	0	33*
Florida Gulf Coast	5-12	3-8	6-6	0-3-3	2	19	2	3	0	1	33*
vs. Minnesota	4-7	1-1	2-3	0-2-2	3	11	1	2	0	1	28*
vs. VCU	4-12	2-5	2-2	2-5-7	1	12	0	0	0	1	34*
vs. [2] Louisville	6-13	1-6	1-2	2-2-4	2	14	0	3	1	3	34*
[4] Ohio State	7-12	2-4	1-2	0-4-4	2	17	0	1	0	0	31*
Delaware	6-12	1-4	1-1	1-3-4	3	14	6	2	0	0	33*
at Temple	2-6	1-2	3-3	0-2-2	1	8	7	0	0	1	30*
Cornell	6-10	0-3	4-4	0-0-0	2	16	2	3	0	3	26*
Elon	5-10	3-4	0-0	0-2-2	1	13	4	2	0	1	26*
Santa Clara	2-8	0-2	2-5	1-0-1	2	6	2	1	0	2	29*
vs. Davidson	1-6	0-1	6-6	0-7-7	1	8	0	1	1	0	31*
Wake Forest	5-11	2-4	0-0	0-3-3	2	12	0	0	0	2	25*
Clemson	1-5	0-2	0-2	1-6-7	4	2	1	1	0	0	24*
at [20] N.C. State	0-10	0-3	4-4	0-0-0	2	4	0	0	0	0	27*
Georgia Tech	5-8	3-4	2-4	1-4-5	3	15	1	1	0	0	20*
at [25] Miami	4-9	2-6	6-6	0-2-2	3	16	3	2	0	4	26*
Maryland	9-13	6-8	1-2	0-1-1	4	25	2	0	0	0	29*
at Wake Forest	2-4	0-2	2-3	1-3-4	3	6	1	1	0	0	24*
at Florida State	6-11	2-4	0-0	0-2-2	2	14	3	1	0	1	35*
N.C. State	3-8	2-4	3-3	0-5-5	4	11	2	2	0	0	35*
at Boston College	1-6	0-2	2-2	2-1-3	2	4	2	1	0	0	23*
North Carolina	5-11	1-4	2-2	0-2-2	4	13	5	4	0	0	38*
at Maryland	4-12	1-4	7-7	0-4-4	3	16	1	0	0	1	32*
at Virginia Tech	7-11	3-4	0-0	1-4-5	1	17	2	1	0	2	30*
Boston College	10-15	3-5	4-4	0-3-3	2	27	3	2	0	0	33*
at Virginia	2-10	0-5	0-0	0-4-4	4	4	2	3	0	0	36*
Miami											
Virginia Tech											
at North Carolina											

* Indicates Games Started

[] AP Ranking

() Tournament Seed

Career Highs

Points	27 vs. Boston College, 2/24/13
Rebounds	7, 3x, last vs. Clemson, 1/8/13
Assists	7 vs. Temple, 12/9/12
Steals	4 at Miami, 1/23/13
Blocks	1, 2x, last vs. Davidson, 1/2/13
FG Made	10 vs. Boston College, 2/24/13
3FG Made	6 vs. Maryland, 1/26/13
FT Made	7 at Maryland, 2/16/13
Minutes	38 vs. North Carolina, 2/13/13

Miscellaneous	2012-13	Career
Double-figure points	19	19
20-pt games	2	2
3 or more 3pt Field Goals	7	7
5 or more rebounds	7	7
3 or more assists	9	9
Charges Drawn	11	11
Dunks	6	6
Three-point plays	8	8
Four-point plays	1	1

Career Statistics

SEASON	GP-GS	MP	FG-FGA	PCT.	3PT-A	PCT.	FT-FTA	PCT.	REB.	AVG.	PF-DQ	AS	TO	BS	ST	TP	AVG.
2012-13	28-27	842	117-271	.432	44-111	.396	62-75	.827	96	3.4	67-0	61	38	2	23	340	12.1
Total	28-27	842	117-271	.432	44-111	.396	62-75	.827	96	3.4	67-0	61	38	2	23	340	12.1



3 Tyler Thornton

G • 6-1 • 190 • JR-2L
Washington, D.C. (Gonzaga)
Major: Psychology

Game-by-Game Statistics

2012-13

Opponent	FG	3FG	FT	O-D-R	PF	Pts	A	TO	B	S	MIN
Georgia State	4-7	3-6	2-2	0-4-4	2	13	3	4	0	2	30*
vs. [3] Kentucky	0-1	0-1	2-2	0-3-3	1	2	2	1	0	1	20*
Florida Gulf Coast	1-5	1-5	0-0	0-1-1	0	3	4	3	0	2	24
vs. Minnesota	0-0	0-0	0-0	0-0-0	4	0	1	3	0	3	22
vs. VCU	1-2	1-2	0-0	0-0-0	4	3	1	1	0	2	14
vs. [2] Louisville	1-2	1-1	0-0	0-3-3	3	3	3	1	0	2	17
[4] Ohio State	0-0	0-0	0-1	1-1-2	4	0	1	0	1	1	17
Delaware	1-4	1-4	0-0	1-5-6	4	3	10	3	0	3	33*
at Temple	1-2	1-2	0-0	1-2-3	3	3	2	0	0	2	18
Cornell	0-4	0-4	0-0	0-4-4	2	0	5	0	0	2	22
Elon	3-4	2-3	0-0	0-2-2	1	8	4	1	0	2	27
Santa Clara	1-2	1-2	0-2	0-1-1	5	3	1	2	0	0	19
vs. Davidson	2-5	2-3	4-4	0-2-2	0	10	1	0	0	0	23
Wake Forest	1-3	1-2	0-0	0-1-1	2	3	0	0	0	2	20
Clemson	1-2	1-2	0-0	0-2-2	2	3	1	3	0	0	23
at [20] N.C. State	0-1	0-1	0-0	1-2-3	5	0	1	0	0	2	19
Georgia Tech	0-3	0-3	3-5	1-2-3	1	3	2	0	0	1	14*
at [25] Miami	0-7	0-4	1-2	1-1-2	3	1	3	2	0	1	20
Maryland	1-1	1-1	0-0	0-3-3	3	3	1	0	0	0	21
at Wake Forest	1-3	0-1	0-0	0-0-0	2	2	1	0	0	0	22
at Florida State	1-1	0-0	0-0	0-2-2	0	2	5	1	0	0	17
N.C. State	1-3	0-1	0-0	0-2-2	3	2	6	1	0	2	18
at Boston College	2-4	1-3	0-0	1-0-1	3	5	2	3	0	1	30
North Carolina	3-4	3-4	0-0	2-2-4	2	9	1	1	0	0	28
at Maryland	1-1	0-0	1-2	2-0-2	4	3	2	0	1	4	19
at Virginia Tech	2-3	2-3	0-0	0-1-1	1	6	5	0	0	1	30
Boston College	0-1	0-1	0-0	1-1-2	3	0	1	1	0	0	21
at Virginia	0-4	0-3	0-0	1-2-3	5	0	2	1	0	2	18
Miami											
Virginia Tech											
at North Carolina											

* Indicates Games Started
[] AP Ranking
() Tournament Seed

2012-13

- Tied for seventh in the ACC with 1.4 steals per game ... has had two or more steals 14 times overall ... has dished three or more assists on 10 occasions
- Hit two three-pointers and dished five steals without committing a turnover in 30 minutes of action at Virginia Tech (2/21)
- Nabbed a season-high four steals against Maryland (2/16), with three coming in the final 10 minutes of the second half
- Hit three treys to lead Duke past North Carolina (2/13) ... also grabbed four rebounds, including two on the offensive end
- Turned in his second double-figure scoring performance of the season and fifth of his career in a win over Davidson (1/2) ... scored 10 points while playing 24 turnover-free minutes ... hit 2-of-3 attempts from three-point range
- Scored eight points and registered four assists to help Duke defeat Elon (12/20) ... shot 3-of-4 from the floor and 2-of-3 from three-point range in the win ... extended his turnover-free streak to 64:39 over a three-game span before committing a turnover with 5:45 remaining in the second half
- Played 18 turnover-free minutes against Temple (12/8) ... contributed two assists and three points in the win
- Earned his third start of the season in an 88-50 victory over Delaware (12/1) ... recorded three points and a career-high 10 assists in the contest ... became the first Blue Devil since Nolan Smith (3/13/11) to register 10 or more assists in a game
- Dished three assists and snatched two steals to help Duke defeat No. 2 Louisville (11/24) for the Battle 4 Atlantis title ... also pulled down one rebound and hit one trey in the win
- Grabbed three steals in a win over Minnesota (11/22) in the Battle 4 Atlantis opener
- Collected three points, four assists and a rebound against Florida Gulf Coast (11/18)
- Drew a charge for the second consecutive game in a win over No. 3 Kentucky (11/13) ... had two points, three rebounds, two assists and a steal against the Wildcats
- Matched a career high with 13 points against Georgia State (11/9) ... added four rebounds, three assists and two steals in the win ... went 3-of-6 from three-point range versus the Panthers

Career Highs

Points	13, 2x, last vs. Georgia State, 11/9/12
Rebounds	7 vs. Lehigh, 3/16/12
Assists	10 vs. Delaware, 12/1/12
Steals	4, 2x, last at Maryland, 2/16/13
Blocked Shots	1, 3x, last at Maryland, 2/16/13
FG Made	5 vs. Virginia Tech, 3/9/12
3FG Made	4 vs. Western Michigan, 12/30/11
FT Made	6 vs. Miami, 2/13/11
Minutes	38 vs. Virginia Tech, 2/25/12

Miscellaneous	2012-13	Career
Double-figure points	2	5
3 or more assists	10	25
3 or more steals	3	8
Charges Drawn	7	21
Three-point plays	0	2

Career Statistics

SEASON	GP-GS	MP	FG-FGA	PCT.	3PT-A	PCT.	FT-FTA	PCT.	REB.	AVG.	PF-DQ	AS	TO	BS	ST	TP	AVG.
2010-11	34-3	337	13-29	.448	4-15	.267	26-31	.839	22	0.6	53-2	33	22	1	16	56	1.6
2011-12	34-19	717	39-103	.379	27-77	.351	33-44	.750	63	1.8	95-4	69	34	0	31	138	4.1
2012-13	28-4	606	29-79	.367	22-62	.355	13-20	.650	62	2.2	72-3	71	32	2	38	93	3.3
Total	96-26	1,660	81-211	.384	53-154	.344	72-95	.758	147	1.5	220-9	173	88	3	85	287	3.0



52

Todd Zafirovski

F • 6-9 • 245 • SR-3L
Lake Forest, Ill. (Lake Forest Academy)
Major: Psychology
Certificate: Markets and Management Studies

2012-13

- Pulled down a rebound against ACC opponent Virginia Tech (2/21)
- Nabbed the first steal of his career against Clemson (1/8)
- Recorded a career-high three points in a win over Cornell (12/19) ... hit his first career free throw in the contest ... also pulled down a rebound while seeing four minutes of action
- Scored the first points of his career against Delaware (12/1), dropping in a layup off a pass from Tyler Thornton ... came off the bench to play a career-high five-plus minutes ... notched his second career block in the win

Game-by-Game Statistics

2012-13

Opponent	FG	3FG	FT	O-D-R	PF	Pts	A	TO	B	S	MIN
Georgia State					DNP						
vs. [3] Kentucky					DNP						
Florida Gulf Coast					DNP						
vs. Minnesota					DNP						
vs. VCU					DNP						
vs. [2] Louisville					DNP						
[4] Ohio State					DNP						
Delaware	1-2	0-0	0-2	1-0-1	2	2	0	0	1	0	6
at Temple					DNP						
Cornell	1-1	0-0	1-2	0-1-1	0	3	0	0	0	0	4
Elon	0-0	0-0	0-0	0-0-0	0	0	0	0	0	0	1
Santa Clara					DNP						
vs. Davidson					DNP						
Wake Forest					DNP						
Clemson	0-0	0-0	0-0	0-0-0	0	0	0	0	0	1	1
at [20] N.C. State					DNP						
Georgia Tech					DNP						
at [25] Miami					DNP						
Maryland					DNP						
at Wake Forest					DNP						
at Florida State					DNP						
N.C. State					DNP						
at Boston College					DNP						
North Carolina					DNP						
at Maryland					DNP						
at Virginia Tech	0-1	0-0	0-0	0-1-1	1	0	0	0	0	0	2
Boston College	0-0	0-0	0-0	0-0-0	0	0	0	0	0	0	1
at Virginia					DNP						
Miami											
Virginia Tech											
at North Carolina											

* Indicates Games Started
[] AP Ranking
() Tournament Seed

Career Highs

Points	3 vs. Cornell, 12/19/12
Rebounds	1, 5x, last at Virginia Tech, 2/24/13
Assists	1 vs. Boston College, 2/19/12
Steals	1 vs. Clemson, 1/8/13
Blocked Shots	1, 2x, vs. Delaware, 12/1/12
FG Made	1, 2x, last vs. Cornell, 12/19/12
FT Made	1 vs. Cornell, 12/19/12

Miscellaneous	2012-13	Career
Double-figure points	0	0
Charges Drawn	0	0
Dunks	0	0
Three-point plays	0	0

Career Statistics

SEASON	GP-GS	MP	FG-FGA	PCT.	3PT-A	PCT.	FT-FTA	PCT.	REB.	AVG.	PF-DQ	AS	TO	BS	ST	TP	AVG.
2009-10	0-0	0	0-0	.000	0-0	.000	0-0	.000	0	0.0	0-0	0	0	0	0	0	0.0
2010-11	5-0	11	0-1	.000	0-0	.000	0-0	.000	0	0.0	1-0	0	0	0	0	0	0.0
2011-12	5-0	10	0-2	.000	0-0	.000	0-0	.000	2	0.4	1-0	1	1	1	0	0	0.0
2012-13	6-0	15	2-4	.500	0-0	.000	1-4	.250	3	0.5	3-0	0	0	1	1	5	0.8
Total	16-0	36	2-7	.286	0-0	.000	1-4	.250	5	0.3	5-0	1	1	2	1	5	0.3

The Automated ScoreBook
Duke Combined Team Statistics (as of Feb 28, 2013)
All games

RECORD:	OVERALL	HOME	AWAY	NEUTRAL
ALL GAMES	24-4	14-0	4-4	6-0
CONFERENCE	11-4	7-0	4-4	0-0
NON-CONFERENCE	13-0	7-0	0-0	6-0

#	Player	gp-gs	min	avg	Total		3-Point		F-Throw		Rebounds				pf	dq	a	to	blk	stl	pts	avg
					fg-fga	fg%	3fg-fga	3fg%	ft-fa	ft%	off	def	tot	avg								
30	Seth Curry	27-27	837	31.0	151-327	.462	73-166	.440	91-110	.827	14	46	60	2.2	50	0	42	35	6	22	466	17.3
05	Mason Plumlee	28-28	968	34.6	170-287	.592	0-0	.000	143-213	.671	81	214	295	10.5	68	2	56	83	45	27	483	17.3
34	Ryan Kelly	15-15	424	28.3	65-138	.471	25-48	.521	46-58	.793	30	51	81	5.4	33	3	22	12	25	11	201	13.4
02	Quinn Cook	28-26	936	33.4	124-290	.428	47-114	.412	53-61	.869	13	92	105	3.8	74	1	152	65	4	46	348	12.4
14	Rasheed Sulaimon	28-27	842	30.1	117-271	.432	44-111	.396	62-75	.827	14	82	96	3.4	67	0	61	38	2	23	340	12.1
21	Amile Jefferson	27-7	378	14.0	49-92	.533	0-0	.000	25-41	.610	40	49	89	3.3	50	2	7	12	15	12	123	4.6
03	Tyler Thornton	28-4	606	21.6	29-79	.367	22-62	.355	13-20	.650	13	49	62	2.2	72	3	71	32	2	38	93	3.3
15	Josh Hairston	27-6	363	13.4	31-66	.470	0-1	.000	13-21	.619	23	33	56	2.1	64	4	8	13	5	4	75	2.8
12	Alex Murphy	26-0	186	7.2	26-53	.491	5-23	.217	5-12	.417	9	21	30	1.2	18	0	0	10	3	5	62	2.4
52	Todd Zafirovski	6-0	15	2.5	2-4	.500	0-0	.000	1-4	.250	1	2	3	0.5	3	0	0	0	1	1	5	0.8
40	Marshall Plumlee	15-0	45	3.0	1-8	.125	0-0	.000	0-6	.000	4	6	10	0.7	5	0	0	5	3	2	2	0.1
Team											35	36	71				3					
Total.....		28	5600		765-1615	.474	216-525	.411	452-621	.728	277	681	958	34.2	504	15	419	308	111	191	2198	78.5
Opponents.....		28	5600		671-1605	.418	124-420	.295	358-509	.703	328	652	980	35.0	545	13	262	415	88	143	1824	65.1

TEAM STATISTICS	DU	OPP	Date	Opponent	Score	Att.
SCORING	2198	1824	11/09/12	GEORGIA STATE	w 74-55	9314
Points per game	78.5	65.1	11/13/12	vs Kentucky	w 75-68	22847
Scoring margin	+13.4	-	11/18/12	FLORIDA GULF COAST	w 88-67	9314
FIELD GOALS-ATT	765-1615	671-1605	11/22/12	vs Minnesota	w 89-71	3511
Field goal pct	.474	.418	11/23/12	vs VCU	w 67-58	3474
3 POINT FG-ATT	216-525	124-420	11/24/12	vs Louisville	w 76-71	3511
3-point FG pct	.411	.295	11/28/12	OHIO STATE	w 73-68	9314
3-pt FG made per game	7.7	4.4	12/01/12	DELAWARE	w 88-50	9314
FREE THROWS-ATT	452-621	358-509	12/08/12	vs Temple	w 90-67	12157
Free throw pct	.728	.703	12/19/12	CORNELL	w 88-47	9314
F-Throws made per game	16.1	12.8	12/20/12	ELON	w 76-54	9314
REBOUNDS	958	980	12/29/12	SANTA CLARA	w 90-77	9314
Rebounds per game	34.2	35.0	01/02/13	vs Davidson	w 67-50	13607
Rebounding margin	-0.8	-	* 01/05/13	WAKE FOREST	w 80-62	9314
ASSISTS	419	262	* 01/08/13	CLEMSON	w 68-40	9314
Assists per game	15.0	9.4	* 01/12/13	at NC State	L 76-84	19557
TURNOVERS	308	415	* 01/17/13	GEORGIA TECH	w 73-57	9314
Turnovers per game	11.0	14.8	* 01/23/13	at Miami	L 63-90	7972
Turnover margin	+3.8	-	* 01/26/13	MARYLAND	w 84-64	9314
Assist/turnover ratio	1.4	0.6	* 01/30/13	at Wake Forest	w 75-70	12603
STEALS	191	143	* 02/02/13	at Florida State	w 79-60	12100
Steals per game	6.8	5.1	* 02/07/13	NC STATE	w 98-85	9314
BLOCKS	111	88	* 02/10/13	at Boston College	w 62-61	6709
Blocks per game	4.0	3.1	* 02/13/13	NORTH CAROLINA	w 73-68	9314
ATTENDANCE	130396	158176	* 02/16/13	at Maryland	L 81-83	17950
Home games-Avg/Game	14-9314	8-12384	* 02/21/13	at Virginia Tech	w 88-56	7585
Neutral site-Avg/Game	-	6-9851	* 02/24/13	BOSTON COLLEGE	w 89-68	9314
			* 02/28/13	at Virginia	L 68-73	14593

Score by Periods	1st	2nd	Totals
Duke	1022	1176	2198
Opponents	839	985	1824

* = Conference game

The Automated ScoreBook
Duke Combined Team Statistics (as of Feb 28, 2013)
Conference games

RECORD:	OVERALL	HOME	AWAY	NEUTRAL
ALL GAMES	11-4	7-0	4-4	0-0
CONFERENCE	11-4	7-0	4-4	0-0
NON-CONFERENCE	0-0	0-0	0-0	0-0

#	Player	gp-gs	min	avg	Total		3-Point		F-Throw		Rebounds				pf	dq	a	to	blk	stl	pts	avg
					fg-fga	fg%	3fg-fga	3fg%	ft-fa	ft%	off	def	tot	avg								
30	Seth Curry	15-15	475	31.7	88-196	.449	47-102	.461	49-59	.831	10	29	39	2.6	28	0	29	20	3	13	272	18.1
34	Ryan Kelly	2-2	37	18.5	10-18	.556	7-9	.778	7-8	.875	6	4	10	5.0	5	1	1	1	1	1	34	17.0
05	Mason Plumlee	15-15	539	35.9	85-153	.556	0-0	.000	69-106	.651	43	106	149	9.9	37	1	34	48	23	19	239	15.9
02	Quinn Cook	15-15	517	34.5	74-180	.411	28-75	.373	28-31	.903	8	46	54	3.6	40	1	79	34	2	22	204	13.6
14	Rasheed Sulaimon	15-14	444	29.6	64-144	.444	25-61	.410	33-39	.846	6	44	50	3.3	43	0	28	19	0	10	186	12.4
21	Amile Jefferson	15-7	268	17.9	34-63	.540	0-0	.000	17-26	.654	29	38	67	4.5	39	2	4	4	11	8	85	5.7
15	Josh Hairston	14-6	228	16.3	22-42	.524	0-0	.000	9-14	.643	12	15	27	1.9	34	2	5	8	3	3	53	3.8
03	Tyler Thornton	15-1	320	21.3	14-41	.341	9-29	.310	5-9	.556	10	21	31	2.1	39	2	33	13	1	16	42	2.8
12	Alex Murphy	15-0	126	8.4	17-32	.531	2-14	.143	4-10	.400	7	8	15	1.0	13	0	0	6	0	3	40	2.7
40	Marshall Plumlee	13-0	42	3.2	1-7	.143	0-0	.000	0-6	.000	3	5	8	0.6	5	0	0	5	2	2	2	0.2
52	Todd Zafirovski	3-0	4	1.3	0-1	.000	0-0	.000	0-0	.000	0	1	1	0.3	1	0	0	0	0	1	0	0.0
Team											20	21	41				2					
Total.....		15	3000		409-877	.466	118-290	.407	221-308	.718	154	338	492	32.8	284	9	213	160	46	98	1157	77.1
Opponents.....		15	3000		374-827	.452	57-198	.288	216-312	.692	165	357	522	34.8	287	9	148	218	52	76	1021	68.1

TEAM STATISTICS	DU	OPP	Date	Opponent	Score	Att.
SCORING	1157	1021	*	01/05/13	WAKE FOREST	W 80-62 9314
Points per game	77.1	68.1	*	01/08/13	CLEMSON	W 68-40 9314
Scoring margin	+9.1	-	*	01/12/13	at NC State	L 76-84 19557
FIELD GOALS-ATT	409-877	374-827	*	01/17/13	GEORGIA TECH	W 73-57 9314
Field goal pct	.466	.452	*	01/23/13	at Miami	L 63-90 7972
3 POINT FG-ATT	118-290	57-198	*	01/26/13	MARYLAND	W 84-64 9314
3-point FG pct	.407	.288	*	01/30/13	at Wake Forest	W 75-70 12603
3-pt FG made per game	7.9	3.8	*	02/02/13	at Florida State	W 79-60 12100
FREE THROWS-ATT	221-308	216-312	*	02/07/13	NC STATE	W 98-85 9314
Free throw pct	.718	.692	*	02/10/13	at Boston College	W 62-61 6709
F-Throws made per game	14.7	14.4	*	02/13/13	NORTH CAROLINA	W 73-68 9314
REBOUNDS	492	522	*	02/16/13	at Maryland	L 81-83 17950
Rebounds per game	32.8	34.8	*	02/21/13	at Virginia Tech	W 88-56 7585
Rebounding margin	-2.0	-	*	02/24/13	BOSTON COLLEGE	W 89-68 9314
ASSISTS	213	148	*	02/28/13	at Virginia	L 68-73 14593
Assists per game	14.2	9.9				
TURNOVERS	160	218				
Turnovers per game	10.7	14.5				
Turnover margin	+3.9	-				
Assist/turnover ratio	1.3	0.7				
STEALS	98	76				
Steals per game	6.5	5.1				
BLOCKS	46	52				
Blocks per game	3.1	3.5				
ATTENDANCE	65198	99069				
Home games-Avg/Game	7-9314	8-12384				
Neutral site-Avg/Game	-	0-0				

* = Conference game

Score by Periods	1st	2nd	Totals
Duke	546	611	1157
Opponents	463	558	1021