



VIRGINIA

VIRGINIA CAVALIER WOMEN'S BASKETBALL GAME NOTES

2019-20 Schedule/Results

| | | |
|---------|---------------------------------------|----------|
| Nov. 5 | BUCKNELL ^{ACCNX} | W, 84-60 |
| Nov. 9 | at USC | L, 59-49 |
| Nov. 12 | at CSUN | W, 72-47 |
| Nov. 16 | #13 KENTUCKY ^{ACCNX} | L, 50-47 |
| Nov. 19 | at #4 UConn ^{CBSSN} | L, 83-44 |
| Nov. 24 | OLD DOMINION ^{ACCNX} WOT | W, 56-53 |
| Nov. 30 | JAMES MADISON ^{%ACCNX} | W, 55-49 |
| Dec. 1 | #11 UCLA ^{%ACCNX} | L, 73-62 |
| Dec. 5 | at Rutgers ^{#BTN} | L, 73-63 |
| Dec. 20 | vs UNLV [^] | W, 63-55 |
| Dec. 21 | vs 15 Mississippi St | L, 72-59 |
| Dec. 29 | at Georgia Tech ^{*ACCNX} | L, 61-51 |
| Jan. 2 | NORTH CAROLINA ^{*ACCNX} | L, 65-47 |
| Jan. 5 | at #9 NC State ^{*RSN} | L, 80-60 |
| Jan. 9 | DUKE ^{*ACCN} | W, 66-63 |
| Jan. 12 | at Boston College ^{*ACCN} | W, 69-52 |
| Jan. 16 | at Wake Forest ^{*ACCNX} | L, 62-56 |
| Jan. 19 | VIRGINIA TECH ^{*ACCN} | L, 69-61 |
| Jan. 23 | at #5 Louisville ^{*RSN} | L, 71-56 |
| Jan. 26 | NOTRE DAME ^{*ACCNX} | W, 90-60 |
| Jan. 30 | at North Carolina ^{*ACCNX} | L, 78-68 |
| Feb. 2 | SYRACUSE ^{*ACCNX} | W, 58-41 |
| Feb. 6 | CLEMSON ^{*ACCNX} | W, 70-54 |
| Feb. 9 | at #17 Florida State ^{*ACCN} | L, 63-55 |
| Feb. 13 | MIAMI ^{*ACCNX} | 7:00 PM |
| Feb. 20 | at Duke ^{*ACCNX} | 7:00 PM |
| Feb. 23 | at Virginia Tech ^{*ACCN} | 2:00 PM |
| Feb. 27 | PITTSBURGH ^{*ACCNX} | 7:00 PM |
| Mar. 1 | #7 NC STATE ^{*RSN} | 2:00 PM |

ACC Tournament, Greensboro Coliseum

* ACC game

% Cavalier Classic Tournament

ACC/Big Ten Challenge

^ Duel in the Desert (Las Vegas, Nevada)

[CBSSN] - CBS Sports Network

[BTN] - Big Ten Network

[ACCN] - ACC Network

[ACCNX] - ACC Network Extra Streaming

[RSN] - ACC Regional Sports Networks

All Times Eastern

Rankings are Associated Press

Game 25 • Thursday, February 13, 2020 • 7 p.m.

John Paul Jones Arena • Charlottesville, Va.



Virginia Cavaliers (10-14, 5-8 ACC)

vs

Miami Hurricanes (12-11, 4-8 ACC)



- Virginia has won two of its last three games and three of its last five contests
- Jocelyn Willoughby leads the ACC in scoring, averaging 19.4 points per game. She is currently ranked No. 23 in the nation in scoring. She is 11th in the conference in rebounding, averaging 7.5 per game
- Willoughby is second in the ACC in free throw percentage (87.5 percent), which ranks 15th in the nation
- Willoughby has moved up to 12th on the UVA career scoring list and has moved up one spot on the career rebounding list, ranking 8th. She needs 56 points to move into the top-10 in program history and 64 rebounds to make the top-five in that category
- Willoughby has five 20-point performances in her last 10 games, including two of the last three games. She leads the ACC with 11 20-point games this season
- Dominique Toussaint has scored in double figures in eight of her last 10 games. After averaging 8.8 points per game through the first 13 games of the season, she has raised her average to 10.3 points per game
- Toussaint is averaging 3.4 assists per game, ranking 13th in the conference. She is five assists shy of entering the Virginia top-10 career list
- Toussaint has 124 made-threes in her career, seven shy of moving into the top-10 in program history
- In the two games last week, Lisa Jablonowski was 8-of-12 from the field, shooting 66.7 percent, scoring 17 points (8 vs Clemson, 9 at Florida State). She leads the team with a 46.8 shooting percentage this season
- Jablonowski comes into the game with 499 career rebounds, one shy of hitting the 500 rebounding milestone
- Kylie Kornegay Lucas has led the team in rebounding in three of the last six games. She is second on the team in rebounding, averaging 5.4 rebounds per game
- Toussaint is averaging 3.7 assists per game in conference contests. Kylie Kornegay-Lucas is averaging 2.8 and Shemera Williams 2.4 per ACC game
- Shemera Williams has scored in double figures in five of the last six games, including 12 points on Sunday at Florida State. Williams is second on the team in scoring, averaging 10.5 points per game. She looks to be the first UVA freshman to average double-digit points since Mikayla Ven-son averaged 11.9 points per game in 2014-15

Last Game Starting Lineup

G 1 Carole Miller Fr. 5.8 ppg 3.6 rpg 17 ast/ 17 stls

• Scored a career-high 19 points in the win over Clemson

G 13 Jocelyn Willoughby Sr. 19.4 ppg 7.5 rpg 42 ast / 33 stls

• Leads the ACC in scoring and 10th in rebounding

F 14 Lisa Jablonowski Sr. 7.6 ppg 5.2 rpg 32 ast/ 35 stl

• Had a season-high 11 rebounds at Wake Forest

G 15 Kylie Kornegay-Lucas Fr. 5.1 ppg 5.4 rpg 53 ast/ 30 stls

• Second on the team in rebounding

G 23 Amandine Toi R-Fr. 4.1 ppg 1.2 rpg 31 ast / 4 stls

• Scored a season-high 13 points at North Carolina

QUICK FACTS
THE UNIVERSITY OF VIRGINIA

Name.....The University of Virginia
 Founded.....by Thomas Jefferson in 1819
 Nicknames.....Cavaliers, Wahos, 'Hoos
 Location.....Charlottesville, Va.
 Enrollment.....23,883 (16,673 undergraduate)
 President.....James E Ryan (Yale '88)
 Athletics Director.....Carla Williams (Georgia '89)
 Conference.....Atlantic Coast Conference (ACC)
 Colors.....Orange and Blue
 Official Athletics Websites.....VirginiaSports.com
VirginiaSportsTV.com
 University Website.....virginia.edu

WOMEN'S BASKETBALL INFORMATION

First Season of Basketball.....1973-74
 All-Time Record.....937-488 (47th year)
 All-Time Home Record.....466-218
 John Paul Jones Arena.....164-64 (14th season)
 University Hall.....302-149
 All-Time ACC Record.....369-241 (43rd Season)
 Home Facility.....John Paul Jones Arena (14,593)
 Press Row Phone Number.....434-962-0579
 NCAA Tournament Appearances/Last.....25/2018
 NCAA Tournament Record.....34-25
 WNIT Tournament Appearances/Last.....5/2017
 WNIT Tournament Record.....14-9
 2018-19 Record.....12-19
 ACC Record/Finish.....5-11/12th
 Letterwinners Returning/Lost.....3/6
 Starters Returning/Lost.....3/2
 Newcomers.....7

COACHING & SUPPORT STAFF

Head Coach.....Tina Thompson
 Career Record.....22-33
 Virginia Record.....22-33
 Associate Head Coach.....Karleen Thompson
 Assistant Coaches.....Walter Pitts
 Monica Wright
 Director of Women's Basketball Operations: ...Anna Cho
 Assistant Director of WBB Operations:.....Jimmy Yu
 Community Relations & Communications.....Fran Harris
 Director of Scouting & Video Services.....Breyana Mason
 Director of Multimedia & Content.....Stephanie Soh
 Athletic Trainer.....Brittanie Vaughn
 Strength & Conditioning Coach.....Jeremy Goldenr
 Equipment Manager.....Matt Althoff

INTERVIEW POLICY

All interview requests for Virginia women's basketball must be made through Melissa Dudek (mmd5g@virginia.edu) in the Virginia Athletics Media Relations Office. Players' individual phone numbers will not be given to the media at any time. Game day interviews will not be granted until the postgame press conference opportunity. Please give a minimum of 24 hours notice for all interview requests.

SUNDAY AT FLORIDA STATE

- Virginia is coming off a 63-55 loss at No. 17 Florida State
- Virginia used a 9-0 run at the start of the second quarter to erase an early eight-point deficit, but the Seminoles went into halftime having built back up a 33-25 lead. Florida State led by double-digits again in the fourth quarter. The Cavaliers narrowed the gap back down to four points in the final minute, but couldn't complete a second comeback
- Virginia shot 36.8 percent (21-of-57) while Florida State shot 42.4 percent (25-of-59)
- Florida State held a 41-30 rebounding edge
- FSU scored 15 second-chance points. UVA had three
- Jocelyn Willoughby scored 19 points to lead the Cavaliers. Shemera Williams scored 12 points with four rebounds and four assists. Kiah Gillespie, this week's ACC Player of the Week, scored 22 points with eight rebounds

SCOUTING MIAMI

- Miami has been ranked as high as No. 16 in the AP poll this season and was ranked No. 23 the first week of January, but have since fallen out of the poll and are no longer receiving votes
- Preseason ACC Player of the Year Beatrice Mompremier suffered a foot injury on Jan. 2 against Georgia Tech and has been sidelined since. Her injury is listed as day-to-day
- Mykea Gray leads the active players with 13.0 points per game. Mompremier was averaging 16.3 points per game before her injury
- Gray leads the ACC with 2.35 steals per game
- Kelsey Marshall is ninth in the conference with 2.04 made-threes per game and is 10th with a three-point shooting efficiency of 33.3 percent
- Miami leads the all-time series, 10-9 and has won each of the last three meetings and six of the last seven

2019-20 UVA SEASON BULLET HIGHLIGHTS

- Jocelyn Willoughby scored 31 points in the season-opening victory over Bucknell. It was the first 30-point game by a Cavalier since Monica Wright did so in March of 2010
- Kylie Kornegay-Lucas scored 31 points in the 56-53 overtime victory over Old Dominion. It is tied for the second-most points by a freshman in a game in the NCAA this season
- Willoughby and Kornegay-Lucas's 31-point games are tied for second-most points in a game this season by an ACC player
- Amandine Toi, who missed the last two years due to injury, was in the starting lineup in her collegiate debut, scoring 11 points in the win over Bucknell
- Shemera Williams missed the first eight games of the season with a leg injury, but made the most of her delayed debut, posting back-to-back double-digit scoring efforts in her first two games, scoring 14 points against Rutgers (Dec. 5) and 13 at UNLV (Dec. 20)
- Willoughby was named to the Duel in the Desert All-Tournament team after scoring 38 points with 16 rebounds in the two games against UNLV and No. 15 Mississippi State
- Shemera Williams grabbed nine steals in UVA's 66-63 victory over Duke, the most steals in a game by an ACC player this season. Toussaint and Willoughby combined to scored 39 points in a game in which the Cavaliers trailed by eight points with less than four minutes remaining
- The Cavaliers followed up the Duke win with a 17-point road win at Boston College, holding the high-scoring Eagles to 26.5 points below their season average
- Virginia's biggest victory of the year was a 90-60 domination of Notre Dame. It was the most points the Cavaliers have scored this season and was the largest margin of victory over an ACC team since topping Virginia Tech by 49, 76-27, on Jan. 26, 2017
- UVA had back-to-back double-digit victories over Syracuse and Clemson, including holding the Orange to 41 points, its fewest scored in a game since falling to Rutgers, 68-40 on Feb. 14, 2007. The 41 points was the fewest points allowed by the Virginia defense this season

- The Cavaliers played the toughest schedule in the nation during non-conference play. Virginia also had an RPI of 20 heading into ACC play. Virginia has just fallen (Feb. 10) to No. 2 in strength-of-schedule ranking, being edged by Oklahoma

WATCH LISTS

- Jocelyn Willoughby is on the watch list for two national honors, both of which are named after Ann Meyers Drysdale
- She is one of 35 players on the watch list for the USBWA Ann Meyers Drysdale National Player of the Year honor
- She is one of 20 players named to the preseason watch list for the Naismith Memorial Basketball Hall of Fame and WBCA Ann Meyers Drysdale award which honors the top shooting guard in the nation

CONFERENCE WEEKLY HONORS

- Shemera Williams has twice been named the ACC Freshman of the Week. Her second time earning the honor was on Jan. 27 after scoring a season-high 20 points at Louisville and adding 15 points with six rebounds and six assists in the 90-60 victory over Notre Dame
- The Cavaliers swept the weekly honors after their wins over Duke and at BC, with Jocelyn Willoughby being named the ACC Player of the Week and Shemera Williams the Freshman of the Week on January 13
- Willoughby, the ACC's leading scorer, averaged 23.5 points and 4.5 rebounds per game to lead Virginia to wins against Duke and Boston College. Against the Blue Devils, she scored a team-high 24 points and helped the Cavaliers erase an eight-point deficit in the final three-and-a-half minutes of the game. At Boston College, she made a season-high 10 field goals, while also contributing to a defensive effort that limited the ACC's highest scoring team to just 52 points. She ended the contest with 23 points and eight rebounds
- Williams scored nine points and added nine steals in Virginia's win over Duke. Her nine steals are the most in a single game by an ACC player this season and just one shy of matching the program record for steals in a single game. Against the Eagles, she tallied a career-high 17 points and was 6-of-9 from the field and 4-of-5 from the free throw line. For the week, she averaged 13.0 points and 5.0 steals per game, while connecting on 9-of-18 shots from the floor
- Kylie Kornegay-Lucas was named the ACC Freshman of the Week on Nov. 25. She carried Virginia to a 56-53 overtime victory against Old Dominion, logging her first career double-double with 31 points and 12 rebounds. In addition to making 10 of Virginia's 19 field goals and going 10-of-11 from the free throw line, she also stole an inbounds pass with 3.0 seconds remaining in overtime of a then two-point game to wrap up the victory for the Cavaliers. It was only the second 30-point game by a Cavalier player since March of 2010. This was the first ACC Freshman of the Week honor for a Cavalier since Dominique Toussaint earned the accolade on Feb. 6, 2017
- Jocelyn Willoughby was named the ACC Player of the Week on Nov. 11
- Willoughby dominated in the Cavaliers' season-opening game against Bucknell, scoring 31 points, the first 30-point game for a Cavalier since 2010. Willoughby also led the team in rebounding, grabbing 11 boards for her 15th career double-double. After being heavily defended in the first half of Saturday's game at USC, she managed to overcome the attention and score 10 second-half points to average 20.5 points per game in the first two games of the season.

PRESEASON ALL-ACC AND POLLS

Blue Ribbon Panel Preseason All-ACC Team

Kobi Thornton, Clemson
 Haley Gorecki, Duke
 Nicki Ekhomu, Florida State
 Kiah Gillespie, Florida State
 Dana Evans, Louisville
 Elizabeth Balogun, Louisville
 Beatrice Mompremier, Miami (FL)
 Elissa Cunane, NC State
 Janelle Bailey, North Carolina
Jocelyn Willoughby, Virginia

Blue Ribbon Panel Predicted Order of Finish (49 voters)

Louisville (34, first-place votes) - 713
 NC State (8, first-place votes) - 637
 Florida State (3, first-place votes) - 623
 Notre Dame (4, first-place votes) - 580
 Miami - 578
 Syracuse - 497
 Duke - 432
 Clemson - 353
 North Carolina - 343
 Virginia Tech - 291
 Virginia - 229
 Georgia Tech - 225
 Boston College - 168
 Pittsburgh - 122
 Wake Forest - 89

Head Coaches & Blue Ribbon Panel Preseason Player of the Year

Beatrice Mompremier, Miami

Head Coaches Preseason All-ACC Team

Kobi Thornton, Clemson
 Haley Gorecki, Duke
 Nicki Ekhomu, Florida State
 Kiah Gillespie, Florida State
 Elizabeth Balogun, Louisville
 Beatrice Mompremier, Miami
 Elissa Cunane, NC State
 Aislinn Konig, NC State
 Janelle Bailey, North Carolina
Jocelyn Willoughby, Virginia

Head Coaches Predicted Order of Finish

Louisville (13, first-place votes) - 223
 NC State (2, first-place votes) - 201
 Florida State - 190
 Miami - 185
 Notre Dame - 159
 Syracuse - 150
 Duke - 143
 Clemson - 105
 North Carolina - 92
 Virginia Tech - 91
 Georgia Tech - 70
 Virginia - 67
 Boston College - 58
 Pittsburgh - 41
 Wake Forest - 25



**HEAD COACH
TINA THOMPSON
QUICK FACTS**

- Second season at Virginia; second season as a head coach
- Spent three seasons on coaching staff at Texas, elevated to associate head coach in her third season
- Inducted into the Naismith Hall of Fame on Sept. 7, 2018
- Enshrined in the Women's Basketball Hall of Fame on June 9, 2018
- Olympic Gold Medalist in Athens in 2004 and 2008 in Beijing. Also won a gold at the 1998 World Cup in Germany and a bronze in 2006 in Brazil
- 4× WNBA champion (1997-2000)
- 9× WNBA All-Star (1999-2003, 2006, 2007, 2009, 2013)
- WNBA All-Star Game MVP (2000)
- 3× All-WNBA First Team (1997, 1998, 2004)
- 4× All-WNBA Second Team (1999-2002)
- First player selected in the first WNBA Draft (1997) by the Houston Comets
- First WNBA player to have 7,000 points and 3,000 rebounds
- Was the WNBA's all-time leading scorer at the time of her retirement (2013) with 7,488 points in 496 games played (15.1 ppg)
- She finished her collegiate career ranked fifth on Southern California's career lists in scoring (2,248 points) and (1,168 rebounds)

OVERVIEW OF THE HOOS

- The Cavaliers return three senior starters from last season's team, including two 1,000-point scorers: Jocelyn Willoughby and Dominique Toussaint. Willoughby and Toussaint, who have started nearly every game in the last three seasons, were members of the ACC All-Freshman team their first year, with Toussaint being named an All-ACC honorable mention her sophomore season. The duo helped lead the team to the NCAA Tournament as sophomores in 2018
- Willoughby led the team in both scoring (14.8 ppg) and rebounding (8.3 rpg) last year, the first Cavalier to do so since Monica Wright in 2010 and finished the year ranked seventh in the ACC in rebounding
- Willoughby was selected to the preseason All-ACC team by both the Blue Ribbon Panel and by the league's coaches. She is the first Virginia player to be voted to a preseason All-Conference team since Faith Randolph in 2015
- Toussaint was second on the team in scoring, averaging 11.1 points per game and led the squad with 104 assists. She had 19 double-digit scoring games, including scoring 19 points against Mississippi State
- Forward Lisa Jablonowski (Ernstler, Luxembourg) rounds out the returners. She appeared in all 31 games last year, starting the final 26. She was second on the team in rebounding, averaging 6.3 per game and contributed 7.2 points per game
- Senior center Felicia Aiyetan, who at 6-9 was the tallest player in the nation each of the last two years, has had her playing career come to an end due to a medical condition. Aiyetan was named to the ACC All-Defensive team as a sophomore after leading the conference in blocked shots. She finishes her career ranked third in program history with 140 blocked shots. She is still a member of the team and sits on the bench for games, but will not play

NEW FACES

- This year's team features Tina Thompson's first recruiting class, many of whom will see significant playing time during the season. It will also be the first opportunity for Purdue transfer Dani Lawson to see playing time. Lawson was Thompson's first signee, arriving last July (2018), but sat out last season. She also missed the second half of her freshman year at Purdue, recovering from an injury. When she takes the court, it will be her first official appearance in a game since Nov. 25, 2017
- Redshirt freshman guard Amandine Toi will also be making her delayed debut. She missed the 2017-18 season after injuring her knee the week before the season opener. Last year, she injured the other knee right before the season began and had to sit out that season. The lightning-fast guard was a member of the French U16, U18 and U19 junior national teams. She is a red-shirt freshman on the court, but is a third-year student at the University
- All of the freshmen are expected to see significant playing time this season. Guard Dylan Horton (Los Angeles, Calif.) led Redondo Union to a 2018 Division 2 state championship and three-consecutive Bay League champion-

ships. Virginian Carole Miller (Alexandria, Va.), another guard, helped lead Edison High to back-to-back Class 5 Virginia state championship games, averaging 20 points and nine rebounds her senior season. Guard Kylie Kornegay-Lucas (Camden, Del.) played at New Hope Academy her senior season where she was a member of the team that won the 2019 Geico High School National Championship. Forward Meg Jefferson is a 6-3 forward from Sydney, Australia where she played for the New South Wales U18 and U20 teams

- Freshman Shemera Williams (Milwaukee, Wisc.) was recovering from an injury to her lower leg and missed the first eight games of the season. Williams led the nation in scoring her junior year of high school and amassed 3,120 points in her prep career
- The Cavaliers added Tihana Stojisavljevic, a 6-3 forward from Zagreb, Croatia to the roster. She joined the team after Christmas and appeared in the ACC opener at Georgia Tech. Stojisavljevic graduated from Texas Tech earlier this month with a BA in political science and as a grad transfer, she will be immediately eligible to play. She will also have another year of eligibility remaining after this season. She was ranked a three-star recruit by Blue Star Europe coming out of high school. She played her freshman season at Maine, appearing in 19 games for the Black Bears. She transferred to Texas Tech for her sophomore year. After sitting out the 2017-18 season, she played in 10 games last year for the Lady Raiders

WNBA TIES

- The Virginia coaching staff has quite the WNBA flair. In addition to Tina Thompson, associate head coach Karleen Thompson (no relation) is a coaching veteran in the WNBA with the Houston Comets, Los Angeles Sparks and most recently with the Atlanta Dream. Assistant coach Monica Wright played for the Minnesota Lynx and the Seattle Storm. In her final season, she was the WNBA Player Association Secretary-Treasurer. Strength & Conditioning coach Jeremy Golden was the head strength coach for the LA Sparks
- WNBA Titles: Tina Thompson, 4 (Houston Comets, 1997-00), Monica Wright, 2 (Minnesota 2011, 2013), Karleen Thompson, 2 (LA Sparks 2001-02)
- Karleen Thompson joined the coaching staff of the Houston Comets in 2005, serving as an assistant coach for two seasons before being promoted to head coach and acting general manager from 2007-08. Before coaching with the Comets, Karleen Thompson spent eight years in the Los Angeles Sparks organization. She joined the Sparks in 1997. In 2004, she served as interim co-head coach following the mid-season departure of Michael Cooper to join the staff of the Denver Nuggets of the NBA. Karleen Thompson helped the Sparks to WNBA titles in 2001 and 2002

VIRGINIA ALL-TIME SCORING LEADERS

| | | | |
|------------|----------------------------|----------------|-------------|
| 1. | Monica Wright | 2007-10 | 2540 |
| 2. | Dawn Staley | 1989-92 | 2135 |
| 3. | Heather Burge | 1990-93 | 2058 |
| 4. | Wendy Palmer | 1993-96 | 1918 |
| 5. | Lyndra Littles | 2005-09 | 1876 |
| 6. | Tammi Reiss | 1989-92 | 1842 |
| 7. | Tora Suber | 1994-97 | 1767 |
| 8. | Cathy Grimes | 1982-85 | 1745 |
| 9. | Donna Holt | 1985-88 | 1634 |
| 10. | Tonya Cardoza | 1987-91 | 1622 |
| 11. | DeMya Walker | 1996-99 | 1583 |
| 12. | Jocelyn Willoughby | 2017-20 | 1566 |
| 13. | Daphne Hawkins | 1984-88 | 1538 |
| 14. | Brandi Teamer | 2002-05 | 1520 |
| 15. | Nancy Mayer | 1984-87 | 1466 |
| 16. | Ataira Franklin | 2011-14 | 1406 |
| 17. | Melissa Mahony | 1979-82 | 1400 |
| 18. | Faith Randolph | 2013-16 | 1346 |
| 19. | Telisha Quarles | 1999-02 | 1323 |
| 20. | Val Ackerman | 1978-81 | 1316 |
| 21. | Monick Foote | 1995-99 | 1315 |
| 22. | Ariana Mooror | 2009-12 | 1297 |
| 23. | Dominique Toussaint | 2017-20 | 1243 |
| 24. | Heidi Burge | 1990-93 | 1191 |
| 25. | Sharnee Zoll | 2005-08 | 1169 |
| 26. | Dena Evans | 1990-93 | 1138 |
| 27. | LaTonya Blue | 2002-05 | 1122 |
| 28. | Breyana Mason | 2014-17 | 1080 |
| 29. | Aliyah Huland El | 2015-18 | 1076 |
| 30. | Schuye LaRue | 2000-01 | 1070 |
| 31. | Siedah Williams | 2004-07 | 1053 |
| 32. | Lauren Moses | 2015-18 | 1047 |
| 33. | Svetlana Volnaya | 1999-01 | 1034 |
| 34. | Sarah Imovbioh | 2013-15 | 1028 |
| 35. | Chelsea Shine | 2009-12 | 1023 |
| 36. | Jenny Boucek | 1993-96 | 1003 |

VIRGINIA ALL-TIME LEADING REBOUNDERS

| | | | |
|-----------|---------------------------|----------------|------------|
| 1. | Wendy Palmer | 1993-96 | 1221 |
| 2. | Heather Burge | 1990-93 | 955 |
| 3. | DeMya Walker | 1996-99 | 932 |
| | Cathy Grimes | 1982-85 | 932 |
| 5. | Lyndra Littles | 2005-09 | 881 |
| 6. | Heidi Burge | 1990-93 | 853 |
| 7. | Dawn Bryant | 1986-89 | 827 |
| 8. | Jocelyn Willoughby | 2017-20 | 817 |
| 9. | Brandi Teamer | 2002-05 | 805 |
| 10. | Sarah Imovbioh | 2013-15 | 793 |
| 11. | Dawn Staley | 1990-92 | 772 |

VIRGINIA ALL-TIME ASSIST LEADERS

| | | | |
|------------|----------------------------|----------------|------------|
| 1. | Sharnee Zoll | 2005-2008 | 785 |
| 2. | Dawn Staley | 1989-92 | 729 |
| 3. | Donna Holt | 1985-88 | 561 |
| 4. | Dena Evans | 1990-93 | 528 |
| 5. | Tora Suber | 1994-97 | 504 |
| 6. | LaTonya Blue | 2002-05 | 438 |
| 7. | Nancy Mayer | 1984-87 | 420 |
| 8. | Jenny Boucek | 1993-96 | 397 |
| 9. | Renee Robinson | 1997-00 | 390 |
| 10. | Tammi Reiss | 1989-92 | 380 |
| 11. | Dominique Toussaint | 2017-20 | 375 |

NUMERICAL

| NO. | NAME | POS. | HT. | CLASS | HOMETOWN / PREVIOUS SCHOOL |
|-----|-----------------------|---------|------|-------|---|
| 0 | Dylan Horton | Guard | 5-9 | Fr. | Los Angeles, Calif./Redondo Union |
| 1 | Carole Miller | Guard | 6-0 | Fr. | Alexandria, Va./Edison High |
| 4 | Dominique Toussaint | Guard | 5-9 | Sr. | Staten Island, N.Y./Christ the King |
| 5 | Tihana Stojisavljevic | Forward | 6-3 | Jr. | Zagreb, Croatia/Texas Tech |
| 10 | Shemera Williams | Guard | 5-8 | Fr. | Milwaukee, Wisc./Milwaukee Academy of Science |
| 12 | Meg Jefferson | Forward | 6-3 | Fr. | Sydney, Australia/Saint Columbia's Catholic College |
| 13 | Jocelyn Willoughby | G/F | 6-0 | Sr. | East Orange, N.J./Newark Academy |
| 14 | Lisa Jablonowski | Forward | 6-3 | Sr. | Ernster, Luxemboug/Lycee de Garcons |
| 15 | Kylie Kornegay-Lucas | Guard | 5-10 | Fr. | Camden, Del./New Hope Academy (Md.) |
| 21 | Dani Lawson | Forward | 6-2 | So. | Cleveland, Ohio/Hathaway Brown High/Purdue |
| 23 | Amandine Toi | Guard | 5-11 | R-Fr. | Paris, France / INSEP Academy |
| 30 | Felicia Aiyeotan | Center | 6-9 | Sr. | Lagos, Nigeria/Blair Academy (N.J.) |

ALPHABETICAL

| NO. | NAME | POS. | HT. | CLASS | HOMETOWN / PREVIOUS SCHOOL |
|-----|-----------------------|---------|------|-------|---|
| 30 | Felicia Aiyeotan | Center | 6-9 | Sr. | Lagos, Nigeria/Blair Academy (N.J.) |
| 0 | Dylan Horton | Guard | 5-9 | Fr. | Los Angeles, Calif./Redondo Union |
| 14 | Lisa Jablonowski | Forward | 6-3 | Sr. | Ernster, Luxemboug/Lycee de Garcons |
| 12 | Meg Jefferson | Forward | 6-3 | Fr. | Sydney, Australia/Saint Columbia's Catholic College |
| 15 | Kylie Kornegay-Lucas | Guard | 5-10 | Fr. | Camden, Del./New Hope Academy (Md.) |
| 21 | Dani Lawson | Forward | 6-2 | So. | Cleveland, Ohio/Hathaway Brown High/Purdue |
| 1 | Carole Miller | Guard | 6-0 | Fr. | Alexandria, Va./Edison High |
| 5 | Tihana Stojisavljevic | Forward | 6-3 | Jr. | Zagreb, Croatia/Texas Tech |
| 23 | Amandine Toi | Guard | 5-11 | R-Fr. | Paris, France / INSEP Academy |
| 4 | Dominique Toussaint | Guard | 5-9 | Sr. | Staten Island, N.Y./Christ the King |
| 10 | Shemera Williams | Guard | 5-8 | Fr. | Milwaukee, Wisc./Milwaukee Academy of Science |
| 13 | Jocelyn Willoughby | G/F | 6-0 | Sr. | East Orange, N.J./Newark Academy |

HEAD COACH: Tina Thompson (Southern California '97), 2nd Year

ASSOCIATE HEAD COACH: Karleen Thompson (Southern California '97), 2nd year

ASSISTANT COACH: Walter Pitts (Alabama '08), 1st year

ASSISTANT COACH: Monica Wright (Virginia '10), 1st year

PRONUNCIATION GUIDE

| | |
|-----------------------|----------------------------|
| Felicia Aiyeotan | eye-OH-tahn |
| Lisa Jablonowski | LEE-zuh yahb-LOH-now-SKI |
| Kylie Kornegay-Lucas | core-NEH-gay |
| Amandine Toi | ah-MAH-deen TWAH |
| Tihana Stojisavljevic | Tee-hana STOY-sav-LEV-itch |
| Dominique Toussaint | too-SAWnt |
| Shemera Williams | sheh-MEER-uh |

O DYLAN HORTON



5-9 • Freshman • Guard • Los Angeles, Calif. • Redondo Union

2019-20

- Was in the starting lineup for her first collegiate game, playing 12 minutes against Bucknell, scoring four points (11/5)

HIGH SCHOOL/CLUB

- Helped lead Redondo Union to the 2018 Division 2 state championship and three-consecutive Bay League championships
- 2019 Bay League co-MVP, All-CIF Open Division First Team and Daily Breeze First Team
- 2018 All-Bay League Second Team and Daily Breeze Second Team
- As a junior, she was named one of the top-30 players in the state of California
- Four-time scholar-athlete honoree
- Averaged 16 points, four assists and four rebounds per game her senior season, earning All-CIF honors

SINGLE GAME BESTS

POINTS

Season: 6 at UConn (11/19)

REBOUNDS

Season: 3 (2x)

FG MADE

Season:

FG ATTEMPTS

Season: 7 at USC (11/9)

FG PERCENTAGE

Season:

FT MADE

Season:

FT ATTEMPTS

Season:

ASSISTS

Season:

BLOCKS

Season:

STEALS

Season:

Double Doubles:

Season:

2019-20 GAME-BY-GAME:

| Opponent | GS | FG-FGA | 3FG-3FGA | FT-FTA | Off-Def | Total Reb | PF | Points | A | TO | Blk | Stl | Min |
|------------|----|--------|----------|--------|---------|-----------|----|--------|---|----|-----|-----|-----|
| BUCKNELL | * | 1-3 | 1-1 | 1-2 | 0-2 | 2 | 2 | 4 | 1 | 1 | 0 | 1 | 12 |
| at USC | | 2-7 | 1-4 | 0-0 | 1-2 | 3 | 0 | 5 | 0 | 1 | 0 | 0 | 13 |
| at CSUN | | 0-4 | 0-3 | 2-2 | 0-1 | 1 | 2 | 2 | 1 | 0 | 0 | 0 | 15 |
| UK | | 1-2 | 1-2 | 0-0 | 0-0 | 0 | 0 | 3 | 0 | 0 | 0 | 0 | 9 |
| at UConn | | 2-5 | 2-4 | 0-0 | 0-1 | 1 | 1 | 6 | 1 | 2 | 0 | 0 | 10 |
| ODU | | 0-0 | 0-0 | 0-0 | 0-1 | 1 | 0 | 0 | 0 | 0 | 0 | 0 | 3 |
| JMU | | 0-2 | 0-2 | 1-2 | 0-0 | 0 | 0 | 1 | 0 | 0 | 0 | 1 | 6 |
| UCLA | | 0-2 | 0-1 | 0-0 | 0-0 | 0 | 0 | 0 | 0 | 0 | 0 | 0 | 2 |
| at Rutgers | | 0-2 | 0-1 | 0-0 | 0-0 | 0 | 0 | 0 | 0 | 1 | 0 | 0 | 3 |
| vs UNLV | | 0-2 | 0-2 | 0-0 | 0-0 | 0 | 2 | 0 | 0 | 0 | 0 | 0 | 11 |
| vs MST | | DNP | | | | | | | | | | | |
| at GT | | DNP | | | | | | | | | | | |
| UNC | | 0-3 | 0-1 | 0-0 | 1-2 | 3 | 0 | 0 | 0 | 0 | 0 | 0 | 4 |
| at NC St | | DNP | | | | | | | | | | | |
| DUKE | | 0-0 | 0-0 | 0-0 | 0-1 | 1 | 0 | 0 | 0 | 0 | 0 | 0 | 1 |
| at BC | | DNP | | | | | | | | | | | |
| at Wake | | DNP | | | | | | | | | | | |
| VT | | 0-1 | 0-0 | 0-0 | 0-0 | 0 | 0 | 0 | 0 | 0 | 0 | 0 | 2 |
| at Lville | | DNP | | | | | | | | | | | |
| UND | | 1-5 | 1-2 | 0-0 | 0-1 | 1 | 0 | 3 | 0 | 1 | 0 | 1 | 11 |
| at UNC | | 0-1 | 0-1 | 2-2 | 0-0 | 0 | 0 | 2 | 0 | 0 | 0 | 0 | 2 |
| SYRACUSE | | 0-1 | 0-0 | 0-0 | 1-0 | 1 | 0 | 0 | 1 | 0 | 0 | 0 | 4 |
| CLEMSON | | 0-1 | 0-1 | 0-0 | 0-0 | 0 | 0 | 0 | 0 | 0 | 0 | 0 | 2 |
| at FSU | | DNP | | | | | | | | | | | |
| MIAMI | | | | | | | | | | | | | |
| at Duke | | | | | | | | | | | | | |
| at VT | | | | | | | | | | | | | |
| PITT | | | | | | | | | | | | | |
| NC STATE | | | | | | | | | | | | | |

VIRGINIA CAREER STATISTICS

| Year | G-GS | Min/Avg | FG-FGA | Pct. | 3FG-A | Pct. | FT-FTA | Pct. | O-D | T | Avg. | Pf-DQ | Ast | TO | Blk | St | Pts | Avg |
|-------|------|---------|--------|------|-------|------|--------|------|------|----|------|-------|-----|----|-----|----|-----|-----|
| 19-20 | 17-1 | 110/6.5 | 7-41 | .171 | 6-25 | .240 | 6-8 | .750 | 3-11 | 14 | 0.8 | 7-0 | 4 | 6 | 0 | 3 | 26 | 1.5 |

14 LISA JABLONOWSKI



6-3 • Senior • Forward • Ernster, Luxembourg • Lycee des Garcons

AT VIRGINIA

2019-20

- Opened the season with a 16-point performance against Bucknell (11/5), going 7-of-8 from the field
- Went 5-of-7 from the field to score 10 points while also dishing four assists and grabbing eight rebounds in the ACC opener at Georgia Tech (12/29)
- Had a string of four-straight games in which she scored double-digit points (UNLV, Mississippi State, Georgia Tech, North Carolina)
- Grabbed a season-high 11 rebounds while scoring nine points at Wake Forest (1/16)

2018-19

- Appeared in all 31 games, starting the final 26
- Second on the team in rebounding, averaging 6.3 per game. Averaged 7.2 points per game
- Scored seven points with five rebounds at ODU (11/18)
- Scored a career-high 13 points (on 6-of-9 shooting) with nine rebounds (including seven O-boards) against Saint Louis in her first start of the season
- Had her first double-digit rebounding game against American, grabbing 13 rebounds (12/5)
- Had her first career double-double vs Radford, leading the team with 11 points and 11 rebounds (12/8)
- Scored 17 points on 5-of-7 shooting, going 7-of-10 from the free throw line in the win over Charlotte (12/30)
- Scored 10 points on 5-of-7 shooting at Syracuse, also grabbing eight rebounds (1/31)
- Scored 13 points on 6-of-10 shooting against Louisville, playing the full 40 minutes (2/21)

2019-20 GAME-BY-GAME:

| Opponent | GS | FG-FGA | 3FG-3FGA | FT-FTA | Off-Def | Total Reb | PF | Points | A | TO | Blk | Stl | Min |
|------------|----|--------|----------|--------|---------|-----------|----|--------|---|----|-----|-----|-----|
| BUCKNELL | * | 7-8 | 0-1 | 2-2 | 2-3 | 5 | 1 | 16 | 1 | 0 | 0 | 1 | 32 |
| at USC | * | 6-13 | 0-1 | 1-1 | 5-4 | 9 | 3 | 13 | 1 | 2 | 0 | 3 | 35 |
| at CSUN | * | 3-8 | 1-2 | 0-0 | 2-0 | 2 | 1 | 7 | 0 | 3 | 0 | 2 | 30 |
| UK | * | 0-3 | 0-0 | 6-8 | 2-3 | 5 | 5 | 6 | 1 | 3 | 1 | 3 | 36 |
| at UConn | * | 2-6 | 1-1 | 2-4 | 4-3 | 7 | 3 | 7 | 1 | 3 | 0 | 0 | 27 |
| ODU | * | 1-7 | 0-3 | 2-2 | 1-2 | 3 | 2 | 4 | 1 | 2 | 1 | 1 | 45 |
| JMU | * | 4-6 | 1-1 | 0-0 | 2-6 | 8 | 0 | 9 | 2 | 1 | 0 | 3 | 39 |
| UCLA | * | 3-4 | 1-1 | 2-2 | 2-0 | 2 | 3 | 9 | 1 | 1 | 0 | 0 | 40 |
| at Rutgers | * | 1-4 | 1-2 | 0-0 | 2-4 | 6 | 5 | 3 | 0 | 2 | 0 | 1 | 32 |
| at UNLV | * | 3-10 | 0-1 | 4-6 | 4-3 | 7 | 3 | 10 | 2 | 1 | 0 | 2 | 28 |
| vs Miss St | * | 3-4 | 0-0 | 4-4 | 1-2 | 3 | 1 | 10 | 0 | 3 | 1 | 0 | 35 |
| at GT | * | 5-7 | 0-1 | 0-1 | 3-5 | 8 | 2 | 10 | 4 | 1 | 0 | 2 | 37 |
| UNC | * | 6-11 | 0-0 | 0-0 | 4-0 | 4 | 1 | 12 | 1 | 1 | 0 | 3 | 36 |
| at NC St | * | 1-3 | 0-1 | 0-0 | 0-3 | 3 | 2 | 2 | 0 | 1 | 0 | 3 | 36 |
| DUKE | * | 1-2 | 0-0 | 0-0 | 1-0 | 1 | 3 | 2 | 2 | 1 | 0 | 0 | 11 |
| at BC | * | 3-10 | 0-1 | 0-0 | 4-3 | 7 | 3 | 6 | 2 | 0 | 0 | 0 | 32 |
| at Wake | * | 4-10 | 0-0 | 1-2 | 4-7 | 11 | 1 | 9 | 2 | 1 | 1 | 0 | 32 |
| VT | * | 3-7 | 0-1 | 2-2 | 2-0 | 2 | 5 | 8 | 4 | 4 | 0 | 1 | 35 |
| at Lvlle | * | 2-5 | 0-1 | 0-0 | 1-1 | 2 | 0 | 4 | 2 | 0 | 0 | 2 | 25 |
| UND | * | 3-3 | 0-0 | 0-0 | 3-1 | 4 | 3 | 6 | 1 | 0 | 0 | 2 | 17 |
| at UNC | * | 0-3 | 0-0 | 4-4 | 6-2 | 8 | 4 | 4 | 0 | 2 | 0 | 0 | 35 |
| SYRACUSE | * | 4-10 | 0-0 | 0-0 | 0-7 | 7 | 0 | 8 | 3 | 0 | 0 | 2 | 32 |
| CLEMSON | * | 4-6 | 0-1 | 0-0 | 4-3 | 7 | 1 | 8 | 1 | 1 | 1 | 2 | 35 |
| at FSU | * | 4-6 | 0-1 | 1-2 | 2-2 | 4 | 4 | 9 | 0 | 1 | 0 | 2 | 31 |
| MIAMI | | | | | | | | | | | | | |
| at Duke | | | | | | | | | | | | | |
| at VT | | | | | | | | | | | | | |
| PITT | | | | | | | | | | | | | |
| NC STATE | | | | | | | | | | | | | |

SINGLE GAME BESTS

POINTS

Season: 16 vs Bucknell (11/5)
Career: 17 (2x) last at Notre Dame (3/3/19)

REBOUNDS

Season: 11 at Wake Forest (1/16)
Career: 13 vs American (12/5/18)

FG MADE

Season: 7 vs Bucknell (11/9)
Career: 8 at Notre Dame (3/3/19)

FG ATTEMPTS

Season: 13 at USC (11/9)
Career: 13 at USC (11/9/19)

FG PERCENTAGE

Season: 7-8 (.875) vs Bucknell (11/5)
Career: 7-8 (.875) vs Bucknell (11/5/19)

3 PT FG MADE

Season:
Career:

3 PT FG ATTEMPTS

Season:
Career: 2

FT MADE

Season:
Career: 7 vs Charlotte (12/30/18)

FT ATTEMPTS

Season:
Career: 10 vs Charlotte (12/30/18)

ASSISTS

Season: 4 (2x)
Career: 5 vs North Carolina (1/25/18)

BLOCKS

Season:
Career: 4 vs Louisville (2/21/19)

STEALS

Season: 3, several
Career: 4 at Louisville (1/17/19)

DOUBLE DOUBLES

Season:
Career: 2 last at Notre Dame (3/3/19)

VIRGINIA CAREER STATISTICS

| Year | G-GS | Min/Avg | FG-FGA | Pct. | 3FG-A | Pct. | FT-FTA | Pct. | O-D | T | Avg. | Pf-DQ | Ast | TO | Blk | St | Pts | Avg |
|---------|--------|-----------|---------|------|-------|------|--------|------|---------|-----|------|-------|-----|-----|-----|-----|-----|-----|
| 2016-17 | 32-9 | 521/16.3 | 34-80 | .425 | 4-15 | .267 | 6-17 | .353 | 45-38 | 83 | 2.6 | 27-0 | 22 | 29 | 8 | 30 | 78 | 2.4 |
| 2017-18 | 33-2 | 582/17.6 | 32-75 | .427 | 3-18 | .167 | 8-16 | .500 | 34-63 | 97 | 2.9 | 31-0 | 39 | 30 | 6 | 20 | 75 | 2.3 |
| 2018-19 | 31-26 | 970/31.3 | 90-184 | .489 | 2-20 | .100 | 41-61 | .672 | 92-102 | 194 | 6.3 | 53-0 | 38 | 40 | 24 | 34 | 223 | 7.2 |
| 2019-20 | 24-24 | 773/32.2 | 73-156 | .468 | 5-20 | .250 | 31-40 | .775 | 61-64 | 125 | 5.2 | 56-3 | 32 | 34 | 5 | 35 | 182 | 7.6 |
| TOTAL | 120-61 | 2846/23.7 | 229-495 | .463 | 14-73 | .192 | 86-134 | .642 | 232-267 | 499 | 4.2 | 167-3 | 131 | 133 | 43 | 119 | 558 | 4.7 |

12 MEG JEFFERSON



6-3 • Freshman • Forward • Sydney, Australia • Saint Columbia's Catholic College

2019-20

- Made her collegiate debut against Bucknell, scoring six points with two rebounds in 18 minutes (11/5)
- Scored seven points in eight minutes of play against Notre Dame (1/26)

BACKGROUND

- Named the 2018 Sportswoman of the Year at Saint Columa's Catholic College
- At the club level, Jefferson helped her teams to the New South Wales state championships in 2015 and 2017 with a runner-up finish in 2016
- Named to the 2019 New South Wales U-20 team
- Played for the New South Wales U-18 team in the Australian national championships, averaging 15 points per game and added seven rebounds, finishing as the fifth leading scorer in the tournament

SINGLE GAME BESTS

POINTS

Season: 7 vs Notre Dame (1/26)

REBOUNDS

Season: 5 vs ODU (11/24)

FG MADE

Season:

FG ATTEMPTS

Season:

FG PERCENTAGE

Season:

FT MADE

Season: 3 vs Notre Dame (1/26)

FT ATTEMPTS

Season: 4 vs Notre Dame (1/26)

ASSISTS

Season:

BLOCKS

Season:

STEALS

Season:

Double Doubles:

Season:

2019-20 GAME-BY-GAME:

| Opponent | GS | FG-FGA | 3FG-3FGA | FT-FTA | Off-Def | Total Reb | PF | Points | A | TO | Blk | Stl | Min |
|------------|----|--------|----------|--------|---------|-----------|----|--------|---|----|-----|-----|-----|
| BUCKNELL | | 2-4 | 0-0 | 2-2 | 1-1 | 2 | 4 | 6 | 1 | 0 | 0 | 0 | 18 |
| at USC | | 0-1 | 0-0 | 0-0 | 1-1 | 2 | 1 | 0 | 0 | 0 | 0 | 1 | 6 |
| at CSUN | | 1-1 | 0-0 | 0-0 | 1-0 | 1 | 0 | 2 | 0 | 2 | 0 | 0 | 10 |
| UK | | 0-0 | 0-0 | 0-0 | 0-0 | 0 | 0 | 0 | 0 | 1 | 0 | 0 | 4 |
| at UConn | | 0-1 | 0-0 | 0-0 | 1-1 | 2 | 0 | 0 | 0 | 1 | 0 | 0 | 4 |
| ODU | | 0-1 | 0-0 | 0-0 | 2-3 | 5 | 0 | 0 | 0 | 2 | 0 | 0 | 5 |
| JMU | | 0-0 | 0-0 | 0-0 | 0-0 | 0 | 0 | 0 | 0 | 1 | 0 | 0 | 2 |
| UCLA | | DNP | | | | | | | | | | | |
| at Rutgers | | DNP | | | | | | | | | | | |
| at UNLV | | 0-0 | 0-0 | 0-0 | 1-0 | 1 | 1 | 0 | 0 | 2 | 0 | 0 | 4 |
| vs Miss St | | DNP | | | | | | | | | | | |
| at GT | | DNP | | | | | | | | | | | |
| UNC | | DNP | | | | | | | | | | | |
| at NC St | | 0-0 | 0-0 | 0-0 | 0-0 | 0 | 0 | 0 | 0 | 0 | 0 | 0 | 1 |
| DUKE | | INJ | | | | | | | | | | | |
| at BC | | DNP | | | | | | | | | | | |
| at Wake | | DNP | | | | | | | | | | | |
| VT | | DNP | | | | | | | | | | | |
| at Lville | | DNP | | | | | | | | | | | |
| UND | | 2-2 | 0-0 | 3-4 | 1-1 | 2 | 1 | 7 | 0 | 0 | 0 | 1 | 8 |
| at UNC | | DNP | | | | | | | | | | | |
| SYRACUSE | | 1-1 | 0-0 | 0-0 | 0-1 | 1 | 0 | 2 | 1 | 1 | 0 | 2 | 9 |
| CLEMSON | | DNP | | | | | | | | | | | |
| at FSU | | DNP | | | | | | | | | | | |
| MIAMI | | | | | | | | | | | | | |
| at Duke | | | | | | | | | | | | | |
| at VT | | | | | | | | | | | | | |
| PITT | | | | | | | | | | | | | |
| NC STATE | | | | | | | | | | | | | |

VIRGINIA CAREER STATISTICS

| Year | G-GS | Min/Avg | FG-FGA | Pct. | 3FG-A | Pct. | FT-FTA | Pct. | O-D | T | Avg. | Pf-DQ | Ast | TO | Blk | St | Pts | Avg |
|---------|------|---------|--------|------|-------|------|--------|------|-----|----|------|-------|-----|----|-----|----|-----|-----|
| 2019-20 | 11-0 | 71/6.5 | 6-11 | .545 | 0-0 | .000 | 5-6 | .833 | 8-8 | 16 | 1.5 | 7-0 | 2 | 10 | 0 | 4 | 17 | 1.5 |

15 KYLIE KORNEGAY-LUCAS



5-10 • Freshman • Guard • Camden, Del. • New Hope Academy (Md.)

2019-20

- Made her collegiate debut against Bucknell, scoring 7 points with 4 assists in 27 minutes (11/5)
- Grabbed 8 rebounds in 15 minutes of play at USC (11/9)
- Had a break-out game, scoring 31 points with 12 rebounds in the overtime victory over Old Dominion. Went 10-of-18 from the field and 10-of-11 from the free throw line to post the Cavaliers' second 30-point game of the year
- Made her first collegiate start against Notre Dame, logging a double-double with 10 assists and 11 rebounds (1/26)
- Matched her season high of 12 rebounds in her start against Syracuse (2/2)

BACKGROUND

- Played at New Hope Academy her senior season where she was a member of the team that won the 2019 Geico High School National Championship
- Played her freshman year at Archbishop Mitty in San Jose, Calif., before competing for two seasons at Caesar Rodney in Camden, Del.
- Named to the All-USA Delaware Girls Basketball Second Team in both her sophomore and junior seasons
- Twice named as one of the top 10 south players by the Delaware Interscholastic Basketball Coaches Association (DIBCA)
- Two-time First Team All-Henlopen Conference
- Two-time First Team All-North Basketball
- Played AAU ball for the Philadelphia Belles in 2017, with former Cavalier guard Lexie Gerson as her head coach

SINGLE GAME BESTS

POINTS

Season: 31 vs ODU (11/24)

REBOUNDS

Season: 12 (2x) last vs. Syracuse (2/2)

FG MADE

Season: 10 vs ODU (11/24)

FG ATTEMPTS

Season: 18 vs ODU (11/24)

FG PERCENTAGE

Season:

FT MADE

Season: 10 vs ODU (11/24)

FT ATTEMPTS

Season: 11 vs ODU (11/24)

ASSISTS

Season: 10 vs Notre Dame (1/26)

BLOCKS

Season: 3 vs Kentucky (11/16)

STEALS

Season: 4 vs Duke (1/9)

Double Doubles:

Season: 2 last vs Notre Dame (1/26)

2019-20 GAME-BY-GAME:

| Opponent | GS | FG-FGA | 3FG-3FGA | FT-FTA | Off-Def | Total Reb | PF | Points | A | TO | Blk | Stl | Min |
|------------|----|--------|----------|--------|---------|-----------|----|--------|----|----|-----|-----|-----|
| BUCKNELL | | 2-6 | 0-2 | 3-4 | 2-3 | 5 | 4 | 7 | 4 | 3 | 0 | 0 | 27 |
| at USC | | 0-5 | 0-1 | 1-2 | 2-6 | 8 | 2 | 1 | 1 | 0 | 0 | 0 | 14 |
| at CSUN | | 2-4 | 0-0 | 4-4 | 4-5 | 9 | 1 | 8 | 3 | 3 | 1 | 1 | 20 |
| UK | | 3-5 | 1-1 | 1-2 | 0-5 | 5 | 5 | 8 | 0 | 4 | 3 | 3 | 19 |
| at UConn | | 1-6 | 0-1 | 1-2 | 2-2 | 4 | 4 | 3 | 1 | 2 | 1 | 0 | 23 |
| ODU | | 10-18 | 1-5 | 10-11 | 3-9 | 12 | 3 | 31 | 1 | 4 | 1 | 1 | 41 |
| JMU | | 1-6 | 0-1 | 5-6 | 3-1 | 4 | 3 | 7 | 0 | 4 | 1 | 2 | 17 |
| UCLA | | 4-14 | 0-1 | 0-0 | 0-6 | 6 | 4 | 8 | 4 | 4 | 1 | 3 | 32 |
| at Rutgers | | 2-7 | 2-2 | 0-0 | 1-3 | 4 | 0 | 6 | 1 | 2 | 0 | 1 | 20 |
| at UNLV | | DNP | | | | | | | | | | | |
| vs Miss St | | 2-9 | 0-1 | 2-3 | 3-4 | 7 | 3 | 6 | 2 | 1 | 1 | 1 | 26 |
| at GT | | 0-2 | 0-0 | 0-0 | 0-1 | 1 | 1 | 0 | 0 | 2 | 0 | 0 | 17 |
| UNC | | 0-3 | 0-1 | 0-0 | 1-4 | 5 | 1 | 0 | 2 | 0 | 0 | 0 | 14 |
| at NC St | | 3-4 | 0-1 | 0-0 | 2-3 | 5 | 1 | 6 | 4 | 1 | 0 | 2 | 21 |
| DUKE | | 2-4 | 0-0 | 1-2 | 0-1 | 1 | 2 | 5 | 2 | 3 | 1 | 4 | 21 |
| at BC | | 4-7 | 0-1 | 0-2 | 1-4 | 5 | 3 | 8 | 2 | 2 | 2 | 1 | 31 |
| at Wake | | 1-2 | 0-0 | 0-0 | 0-2 | 2 | 4 | 2 | 4 | 3 | 1 | 3 | 31 |
| VT | | 2-6 | 0-1 | 0-0 | 1-3 | 4 | 0 | 4 | 1 | 1 | 0 | 0 | 17 |
| at Lville | | 0-3 | 0-0 | 1-2 | 1-4 | 5 | 5 | 1 | 0 | 1 | 0 | 0 | 21 |
| UND | * | 1-7 | 0-0 | 2-4 | 4-7 | 11 | 2 | 4 | 10 | 3 | 2 | 3 | 32 |
| at UNC | | 0-2 | 0-0 | 0-2 | 0-1 | 1 | 3 | 0 | 4 | 1 | 0 | 2 | 17 |
| SYRACUSE | * | 1-4 | 0-1 | 0-0 | 0-12 | 12 | 3 | 2 | 0 | 6 | 2 | 2 | 33 |
| CLEMSON | * | 0-3 | 0-0 | 0-0 | 1-2 | 3 | 3 | 0 | 6 | 3 | 0 | 0 | 26 |
| at FSU | * | 0-5 | 0-2 | 0-2 | 1-5 | 6 | 1 | 0 | 1 | 3 | 0 | 1 | 23 |
| MIAMI | | | | | | | | | | | | | |
| at Duke | | | | | | | | | | | | | |
| at VT | | | | | | | | | | | | | |
| PITT | | | | | | | | | | | | | |
| NC STATE | | | | | | | | | | | | | |

VIRGINIA CAREER STATISTICS

| Year | G-GS | Min/Avg | FG-FGA | Pct. | 3FG-A | Pct. | FT-FTA | Pct. | O-D | T | Avg. | Pf-DQ | Ast | TO | Blk | St | Pts | Avg |
|---------|------|----------|--------|------|-------|------|--------|------|-------|-----|------|-------|-----|----|-----|----|-----|-----|
| 2019-20 | 23-4 | 543/23.6 | 41-132 | .311 | 4-22 | .182 | 31-48 | .646 | 32-93 | 125 | 5.4 | 58-2 | 53 | 56 | 17 | 30 | 117 | 5.1 |

21 DANI LAWSON



6-2 • R-Sophomore • Forward • Cleveland, Ohio • Hathaway Brown (HS) • Purdue

AT VIRGINIA

2019-20

- Was in the starting lineup for her first game as a Cavalier against Bucknell (11/5)
- Scored her first points of the season at UNLV, tallying seven by going 2-of-4 from the field and 3-of-4 from the free throw line (12/20)

2018-19

- Joined the team in July 2018 after transferring from Purdue
- Sat out the entire season
- ACC Academic Honor Roll

AT PURDUE

- Appeared in five games at Purdue in 2017-18 before missing the rest of the year after knee surgery in January
- Scored her first career bucket in the season-opener at Central Michigan

HIGH SCHOOL/CLUB

- Four-year varsity letterwinner for Hathaway Brown High School, surpassing 1,000 career points for the Blazers, becoming just the fifth player in school history to do so
- Led Hathaway Brown to an Ohio High School Division II State Runner-Up finish
- 2017 Cleveland.com Second Team All-Star
- Averaged 14 points, 13 rebounds, 2.3 blocks and 1.8 steals per game in 2015-16, leading her team to a regional championship and state championship appearance
- Named 2015-16 First Team All-Northeast District and a Cleveland.com All-Star
- Two-time Hathaway Brown school MVP
- Ranked 20th in the class at her position by ESPN Hoop Gurlz
- Played in the RISE Across Border Global Games for Team USA

SINGLE GAME BESTS

POINTS

Season: 7 at UNLV (12/20)

REBOUNDS

Season: 5 at Louisville (1/23)

FG MADE

Season:

FG ATTEMPTS

Season:

FG PERCENTAGE

Season:

FT MADE

Season:

FT ATTEMPTS

Season:

ASSISTS

Season:

BLOCKS

Season: 2 at USC (11/9)

STEALS

Season:

Double Doubles:

Season:

2019-20 GAME-BY-GAME:

| Opponent | GS | FG-FGA | 3FG-3FGA | FT-FTA | Off-Def | Total Reb | PF | Points | A | TO | Blk | Stl | Min |
|------------|----|--------|----------|--------|---------|-----------|----|--------|---|----|-----|-----|-----|
| BUCKNELL | * | 0-2 | 0-0 | 0-0 | 0-4 | 4 | 3 | 0 | 0 | 0 | 0 | 0 | 14 |
| at USC | * | 0-4 | 0-0 | 0-0 | 1-3 | 4 | 0 | 0 | 0 | 1 | 2 | 0 | 8 |
| at CSUN | * | 0-2 | 0-0 | 0-2 | 0-1 | 1 | 1 | 0 | 0 | 0 | 0 | 1 | 12 |
| UK | * | 0-0 | 0-0 | 0-0 | 0-1 | 1 | 2 | 0 | 0 | 0 | 0 | 0 | 9 |
| at UConn | * | 0-5 | 0-0 | 0-0 | 0-3 | 3 | 3 | 0 | 1 | 1 | 0 | 0 | 21 |
| ODU | | DNP | | | | | | | | | | | |
| JMU | | 0-1 | 0-0 | 0-2 | 0-0 | 0 | 0 | 0 | 0 | 1 | 0 | 0 | 5 |
| UCLA | | 0-1 | 0-0 | 0-0 | 0-0 | 0 | 0 | 0 | 0 | 0 | 0 | 0 | 2 |
| at Rutgers | | 0-0 | 0-0 | 0-0 | 0-1 | 1 | 2 | 0 | 0 | 1 | 1 | 0 | 15 |
| at UNLV | | 2-4 | 0-0 | 3-4 | 1-1 | 2 | 2 | 7 | 0 | 0 | 1 | 0 | 16 |
| vs Miss St | | 1-4 | 0-0 | 0-0 | 0-4 | 4 | 3 | 2 | 1 | 2 | 0 | 0 | 18 |
| at GT | | 1-1 | 0-0 | 0-0 | 0-0 | 0 | 0 | 2 | 0 | 0 | 0 | 0 | 9 |
| UNC | | 0-0 | 0-0 | 0-0 | 0-2 | 2 | 0 | 0 | 0 | 0 | 0 | 0 | 8 |
| at NC St | | 1-3 | 0-0 | 0-0 | 0-3 | 3 | 3 | 2 | 0 | 2 | 0 | 0 | 12 |
| DUKE | | 0-0 | 0-0 | 0-0 | 2-0 | 2 | 2 | 0 | 0 | 0 | 0 | 0 | 8 |
| at BC | | 0-0 | 0-0 | 0-0 | 0-2 | 2 | 1 | 0 | 0 | 0 | 0 | 0 | 11 |
| at Wake | | 0-1 | 0-0 | 0-0 | 0-1 | 1 | 1 | 0 | 0 | 0 | 0 | 0 | 8 |
| VT | | DNP | | | | | | | | | | | |
| at Lville | | 1-2 | 0-0 | 0-2 | 0-5 | 5 | 1 | 2 | 0 | 0 | 1 | 0 | 25 |
| UND | | 0-1 | 0-0 | 0-0 | 0-4 | 4 | 3 | 0 | 0 | 0 | 0 | 1 | 11 |
| at UNC | | 0-2 | 0-0 | 0-0 | 1-3 | 4 | 3 | 0 | 0 | 0 | 2 | 0 | 9 |
| SYRACUSE | | 0-1 | 0-0 | 0-0 | 1-0 | 1 | 0 | 0 | 0 | 1 | 0 | 0 | 7 |
| CLEMSON | | 0-0 | 0-0 | 0-0 | 0-0 | 0 | 0 | 0 | 0 | 0 | 0 | 0 | 6 |
| at FSU | | 0-0 | 0-0 | 0-0 | 1-2 | 3 | 1 | 0 | 0 | 0 | 0 | 0 | 13 |
| MIAMI | | | | | | | | | | | | | |
| at Duke | | | | | | | | | | | | | |
| at VT | | | | | | | | | | | | | |
| PITT | | | | | | | | | | | | | |
| NC STATE | | | | | | | | | | | | | |

PURDUE CAREER STATISTICS

| Year | G-GS | Min/Avg | FG-FGA | Pct. | 3FG-A | Pct. | FT-FTA | Pct. | O-D | T | Avg. | Pf-DQ | Ast | TO | Blk | St | Pts | Avg |
|---------|------|---------|--------|------|-------|------|--------|------|-----|---|------|-------|-----|----|-----|----|-----|-----|
| 2017-18 | 5-0 | 15/3.0 | 1-3 | .333 | 0-0 | .000 | 1-2 | .500 | 1-1 | 2 | 0.4 | 3-0 | 0 | 2 | 0 | 1 | 3 | 0.6 |

VIRGINIA CAREER STATISTICS

| Year | G-GS | Min/Avg | FG-FGA | Pct. | 3FG-A | Pct. | FT-FTA | Pct. | O-D | T | Avg. | Pf-DQ | Ast | TO | Blk | St | Pts | Avg |
|---------|------|---------|--------|------|-------|------|--------|------|------|----|------|-------|-----|----|-----|----|-----|-----|
| 2019-20 | 22-5 | 24/11.2 | 6-34 | .176 | 0-0 | .000 | 3-10 | .300 | 7-40 | 47 | 2.1 | 31-0 | 2 | 9 | 7 | 2 | 15 | 0.7 |

1 CAROLE MILLER



6-0 • Freshman • Guard • Alexandria, Va. • Edison High

2019-20

- Made her collegiate debut against Bucknell, scoring 9 points with 4 rebounds. Also had four assists with just one turnover (11/5)
- Was in the starting lineup at USC (11/9), and moved back into the starting five for the home game against Old Dominion (11/24)
- Scored 18 points in the win over Notre Dame (1/26)
- Had a new career high with 19 points in the win over Clemson (2/6)

BACKGROUND

- On signing day, was ranked the No. 82 player in the country by ESPN and No. 21 at her position
- Attended Edison High School, scoring over 1,000 points in her career
- Helped lead the Eagles to back-to-back Class 5 Virginia state championship games, averaging 20 points and nine rebounds her senior season
- Three-time VHSL First Team All-State selection
- 2019 Washington Post All-Met Girl's Basketball Team
- USA Today First Team All-State her senior season

SINGLE GAME BESTS

POINTS

Season: 19 vs Clemson (2/6)

REBOUNDS

Season: 9 (2x) last vs ODU (11/24)

FG MADE

Season: 7 vs Notre Dame (1/26)

FG ATTEMPTS

Season: 12 vs Notre Dame (1/26)

FG PERCENTAGE

Season:

FT MADE

Season: 4 vs Notre Dame (1/26)

FT ATTEMPTS

Season: 6 (2x)

ASSISTS

Season: 4 vs Bucknell (11/5)

BLOCKS

Season:

STEALS

Season: 3 at CSUN (11/12)

Double Doubles:

Season:

2019-20 GAME-BY-GAME:

| Opponent | GS | FG-FGA | 3FG-3FGA | FT-FTA | Off-Def | Total Reb | PF | Points | A | TO | Blk | Stl | Min |
|------------|----|--------|----------|--------|---------|-----------|----|--------|---|----|-----|-----|-----|
| BUCKNELL | | 4-7 | 0-1 | 1-2 | 0-4 | 4 | 2 | 9 | 4 | 1 | 1 | 2 | 28 |
| at USC | * | 3-9 | 0-0 | 3-6 | 2-7 | 9 | 4 | 9 | 1 | 1 | 0 | 1 | 24 |
| at CSUN | | 4-8 | 1-1 | 1-2 | 1-5 | 6 | 2 | 10 | 1 | 4 | 0 | 3 | 19 |
| UK | | 2-6 | 0-1 | 1-2 | 0-6 | 6 | 1 | 5 | 0 | 1 | 1 | 3 | 31 |
| at UConn | | 2-7 | 2-3 | 0-0 | 1-4 | 5 | 2 | 6 | 0 | 2 | 0 | 1 | 29 |
| ODU | * | 2-5 | 0-1 | 1-1 | 2-7 | 9 | 3 | 5 | 1 | 1 | 0 | 0 | 39 |
| JMU | * | 1-7 | 0-1 | 0-0 | 3-4 | 7 | 1 | 2 | 0 | 1 | 1 | 1 | 35 |
| UCLA | * | 2-5 | 0-0 | 3-4 | 2-2 | 4 | 4 | 7 | 1 | 4 | 0 | 0 | 32 |
| at Rutgers | * | 1-1 | 0-0 | 1-2 | 1-1 | 2 | 2 | 3 | 1 | 0 | 0 | 1 | 21 |
| at UNLV | * | 2-5 | 0-0 | 3-6 | 1-7 | 8 | 1 | 7 | 0 | 1 | 0 | 0 | 27 |
| vs Miss St | * | 0-1 | 0-0 | 0-2 | 0-0 | 0 | 0 | 0 | 0 | 0 | 0 | 0 | 20 |
| at GT | * | 2-7 | 0-0 | 0-0 | 0-5 | 5 | 1 | 4 | 1 | 1 | 0 | 0 | 24 |
| UNC | * | 1-9 | 0-1 | 0-0 | 0-3 | 3 | 1 | 2 | 1 | 2 | 0 | 1 | 21 |
| at NC St | * | 1-1 | 0-0 | 0-0 | 0-1 | 1 | 2 | 2 | 0 | 1 | 0 | 0 | 15 |
| DUKE | * | 2-4 | 0-0 | 0-0 | 0-3 | 3 | 1 | 4 | 1 | 0 | 0 | 0 | 19 |
| at BC | * | 0-3 | 0-0 | 0-2 | 0-2 | 2 | 1 | 0 | 1 | 1 | 1 | 1 | 19 |
| at Wake | * | 1-3 | 0-0 | 0-2 | 0-1 | 1 | 0 | 2 | 0 | 0 | 0 | 1 | 15 |
| VT | * | 1-1 | 0-0 | 1-2 | 0-0 | 0 | 4 | 3 | 1 | 2 | 0 | 0 | 9 |
| at Lville | * | 4-6 | 0-0 | 0-0 | 1-2 | 3 | 1 | 8 | 0 | 1 | 0 | 0 | 21 |
| UND | * | 7-12 | 0-0 | 4-4 | 2-0 | 2 | 3 | 18 | 2 | 0 | 0 | 0 | 20 |
| at UNC | * | 2-7 | 0-0 | 0-0 | 1-0 | 1 | 0 | 4 | 0 | 2 | 0 | 1 | 15 |
| SYRACUSE | * | 3-4 | 0-0 | 0-0 | 0-1 | 1 | 2 | 6 | 1 | 1 | 0 | 0 | 14 |
| CLEMSON | * | 7-12 | 0-0 | 5-7 | 2-2 | 4 | 3 | 19 | 0 | 3 | 0 | 1 | 26 |
| at FSU | * | 2-5 | 0-0 | 0-0 | 0-1 | 1 | 1 | 4 | 0 | 0 | 0 | 0 | 17 |
| MIAMI | | | | | | | | | | | | | |
| at Duke | | | | | | | | | | | | | |
| at VT | | | | | | | | | | | | | |
| PITT | | | | | | | | | | | | | |
| NC STATE | | | | | | | | | | | | | |

VIRGINIA CAREER STATISTICS

| Year | G-GS | Min/Avg | FG-FGA | Pct. | 3FG-A | Pct. | FT-FTA | Pct. | O-D | T | Avg. | Pf-DQ | Ast | TO | Blk | St | Pts | Avg |
|---------|-------|----------|--------|------|-------|------|--------|------|-------|----|------|-------|-----|----|-----|----|-----|-----|
| 2019-20 | 24-20 | 540/22.5 | 56-135 | .415 | 3-9 | .333 | 24-44 | .545 | 19-68 | 87 | 3.6 | 42-0 | 17 | 30 | 4 | 17 | 139 | 5.8 |

5 TIHANA STOJSAVLJEVIC



6-3 • Junior • Forward • Zagreb, Croatia • Texas Tech/Maine

2019-20

- Made her Virginia debut at Georgia Tech, grabbing three rebounds in eight minutes of playing time (12/29)
- Played a season-high 15 minutes against Duke (1/9)
- Had a career-high eight rebounds against Syracuse (2/2)

2018-19 AT TEXAS TECH

- Named to the Academic All-Big 12 First Team
- Played in 10 games in her first season with the Lady Raiders
- Averaged 0.7 points and 1.2 rebounds while averaging 4.1 minutes of action
- Shot 25 percent from the field and went 1-for-2 from the charity stripe
- At TCU (1/16) scored 2 points with three rebounds and two assists

2017-18 AT TEXAS TECH

- Sat out due to NCAA Transfer rules
- 2016-17 AT MAINE
- Saw action in 19 games for the Black Bears
- Shot .407 from the field and .500 from beyond the arc

CLUB & HIGH SCHOOL

- Ranked a three-star recruit by Blue Star Europe coming out of high school
- In 2015, led U18 Croatia to a ninth place finish in the Division A FIBA European Championships

2019-20 GAME-BY-GAME:

| Opponent | GS | FG-FGA | 3FG-3FGA | FT-FTA | Off-Def | Total Reb | PF | Points | A | TO | Blk | Stl | Min |
|--|----|--------|----------|--------|---------|-----------|----|--------|---|----|-----|-----|-----|
| NOT ON THE ROSTER FOR THE FIRST 11 GAMES | | | | | | | | | | | | | |
| at GT | | 0-0 | 0-0 | 0-0 | 1-2 | 3 | 1 | 0 | 0 | 1 | 0 | 0 | 8 |
| UNC | | 0-1 | 0-0 | 0-0 | 0-0 | 0 | 0 | 0 | 0 | 1 | 0 | 0 | 2 |
| at NC St | | 0-0 | 0-0 | 0-0 | 0-0 | 0 | 1 | 0 | 0 | 0 | 0 | 0 | 1 |
| DUKE | | 1-3 | 0-0 | 0-0 | 0-2 | 2 | 0 | 2 | 0 | 1 | 0 | 0 | 15 |
| at BC | | 0-1 | 0-0 | 0-0 | 0-0 | 0 | 2 | 0 | 0 | 0 | 0 | 0 | 1 |
| at Wake | | DNP | | | | | | | | | | | |
| VT | | 0-1 | 0-0 | 0-0 | 0-0 | 0 | 0 | 0 | 0 | 0 | 0 | 0 | 4 |
| at Lville | | DNP | | | | | | | | | | | |
| UND | | 0-1 | 0-0 | 0-0 | 0-3 | 3 | 3 | 0 | 0 | 1 | 2 | 0 | 8 |
| at UNC | | DNP | | | | | | | | | | | |
| SYRACUSE | | 1-3 | 0-0 | 0-0 | 2-6 | 8 | 2 | 2 | 0 | 1 | 0 | 2 | 14 |
| CLEMSON | | 0-1 | 0-1 | 1-2 | 0-1 | 1 | 1 | 1 | 0 | 0 | 1 | 0 | 9 |
| at FSU | | 0-1 | 0-1 | 0-0 | 0-1 | 1 | 0 | 0 | 0 | 0 | 0 | 0 | 4 |
| MIAMI | | | | | | | | | | | | | |
| at Duke | | | | | | | | | | | | | |
| at VT | | | | | | | | | | | | | |
| PITT | | | | | | | | | | | | | |
| NC STATE | | | | | | | | | | | | | |

SINGLE GAME BESTS

POINTS

Season:

REBOUNDS

Season: 8 vs Syracuse (2/2)

FG MADE

Season:

FG ATTEMPTS

Season:

FG PERCENTAGE

Season:

FT MADE

Season:

FT ATTEMPTS

Season:

ASSISTS

Season:

BLOCKS

Season:

STEALS

Season:

Double Doubles:

Season:

MAINE CAREER STATISTICS

| Year | G-GS | Min/Avg | FG-FGA | Pct. | 3FG-A | Pct. | FT-FTA | Pct. | O-D | T | Avg. | Pf-DQ | Ast | TO | Blk | St | Pts | Avg |
|---------|------|---------|--------|------|-------|------|--------|------|------|----|------|-------|-----|----|-----|----|-----|-----|
| 2016-17 | 19-0 | 93/4.9 | 11-27 | .407 | 1-2 | .500 | 5-7 | .714 | 0-11 | 11 | 0.6 | 29-0 | 4 | 17 | 5 | 2 | 28 | 1.5 |

TEXAS TECH CAREER STATISTICS

| Year | G-GS | Min/Avg | FG-FGA | Pct. | 3FG-A | Pct. | FT-FTA | Pct. | O-D | T | Avg. | Pf-DQ | Ast | TO | Blk | St | Pts | Avg |
|---------|------|---------|--------|------|-------|------|--------|------|-----|---|------|-------|-----|----|-----|----|-----|-----|
| 2018-19 | 4-0 | 26/6.5 | 2-6 | .333 | 0-1 | .000 | 0-0 | .000 | 2-5 | 7 | 1.8 | 3-0 | 2 | 5 | 0 | 0 | 4 | 1.0 |

VIRGINIA CAREER STATISTICS

| Year | G-GS | Min/Avg | FG-FGA | Pct. | 3FG-A | Pct. | FT-FTA | Pct. | O-D | T | Avg. | Pf-DQ | Ast | TO | Blk | St | Pts | Avg |
|---------|------|---------|--------|------|-------|------|--------|------|------|----|------|-------|-----|----|-----|----|-----|-----|
| 2019-20 | 10-0 | 66/6.6 | 2-12 | .167 | 0-2 | .000 | 1-2 | .500 | 3-15 | 18 | 1.8 | 10-0 | 0 | 5 | 3 | 2 | 5 | 0.5 |

23 AMADINE TOI



5-10 • R-Freshman • Guard • Paris, France • INSEP Academy

BACKGROUND

2019-20 SEASON

- Made her two-year-delayed collegiate debut against Bucknell, making a three-pointer with her very first shot and finishing the game with 11 points and 6 assists (11/5)
- Scored 12 points against Virginia Tech, with eight coming in the third quarter. Went 5-of-6 from the field overall and 2-of-3 from three-point range (1/19)
- Scored 13 points at UNC, with nine coming in the third quarter (1/30)

2018-19 SEASON

- Missed the season with an injury

2017-18 SEASON

- Missed the season with an injury

HIGH SCHOOL/CLUB

- Member of the French U19 Junior National Team
- Competed at the 2017 U19 FIBA Women's Basketball World Cup in Italy, finishing in fifth place
- Previously played on the French U16 (2014) and U18 National Teams (2015-16)
- Honorable mention 2017 Eurobasket.com All-French Team
- Competed at Women's A-Division U16 European Championships

SINGLE GAME BESTS

POINTS

Season: 13 at North Carolina (1/30)

REBOUNDS

Season: 4 (2x) last vs Virginia Tech (1/19)

FG MADE

Season: 5 vs Virginia Tech (1/19)

FG ATTEMPTS

Season: 8 at USC

3PT FG MADE

Season: 4 at North Carolina (1/30)

3PT FG ATTEMPTS

Season: 7 at North Carolina (1/30)

FG PERCENTAGE

Season: 5-of-6 (.833) vs Virginia Tech (1/19)

FT MADE

Season:

FT ATTEMPTS

Season:

ASSISTS

Season: 6 vs Bucknell (11/5)

BLOCKS

Season:

STEALS

Season:

Double Doubles:

Season:

2019-20 GAME-BY-GAME:

| Opponent | GS | FG-FGA | 3FG-3FGA | FT-FTA | Off-Def | Total Reb | PF | Points | A | TO | Blk | Stl | Min |
|------------|----|--------|----------|--------|---------|-----------|----|--------|---|----|-----|-----|-----|
| BUCKNELL | * | 3-6 | 2-3 | 3-5 | 0-1 | 1 | 3 | 11 | 6 | 7 | 0 | 1 | 35 |
| at USC | * | 1-8 | 0-3 | 2-4 | 0-1 | 1 | 2 | 4 | 2 | 1 | 0 | 1 | 30 |
| at CSUN | * | 5-7 | 2-2 | 0-0 | 0-2 | 2 | 2 | 12 | 1 | 4 | 0 | 1 | 30 |
| UK | * | 0-2 | 0-2 | 0-0 | 0-0 | 0 | 4 | 0 | 0 | 3 | 0 | 0 | 15 |
| at UConn | * | 1-6 | 0-2 | 0-0 | 0-0 | 0 | 3 | 2 | 2 | 2 | 0 | 0 | 23 |
| ODU | * | 0-4 | 0-3 | 0-0 | 0-2 | 2 | 0 | 0 | 1 | 3 | 0 | 1 | 15 |
| JMU | * | 0-2 | 0-1 | 0-0 | 0-1 | 1 | 3 | 0 | 0 | 1 | 0 | 0 | 27 |
| UCLA | * | 0-2 | 0-1 | 0-0 | 0-1 | 1 | 1 | 0 | 0 | 2 | 0 | 0 | 19 |
| at Rutgers | * | 1-1 | 1-1 | 0-0 | 1-0 | 1 | 0 | 3 | 0 | 1 | 0 | 0 | 9 |
| at UNLV | * | 0-1 | 0-1 | 0-0 | 0-1 | 1 | 2 | 0 | 1 | 7 | 0 | 0 | 25 |
| vs Miss St | * | 3-6 | 1-3 | 0-0 | 0-0 | 0 | 2 | 7 | 4 | 2 | 0 | 0 | 22 |
| at GT | * | 1-3 | 0-0 | 0-0 | 0-1 | 1 | 1 | 2 | 0 | 1 | 0 | 0 | 14 |
| UNC | * | 0-1 | 0-1 | 0-0 | 1-3 | 4 | 1 | 0 | 1 | 2 | 0 | 0 | 10 |
| at NC St | * | 1-5 | 1-5 | 0-0 | 0-0 | 0 | 0 | 3 | 2 | 2 | 0 | 0 | 22 |
| DUKE | * | 2-2 | 0-0 | 1-2 | 0-2 | 2 | 2 | 5 | 0 | 2 | 0 | 0 | 17 |
| at BC | * | 1-2 | 0-1 | 1-2 | 0-1 | 1 | 1 | 3 | 1 | 3 | 0 | 0 | 17 |
| at Wake | * | 1-3 | 0-0 | 0-0 | 2-1 | 3 | 2 | 2 | 3 | 0 | 0 | 0 | 18 |
| VT | * | 5-6 | 2-3 | 0-1 | 1-3 | 4 | 1 | 12 | 3 | 1 | 1 | 0 | 36 |
| at Lville | * | 0-2 | 0-1 | 0-0 | 0-0 | 0 | 2 | 0 | 0 | 3 | 0 | 0 | 14 |
| UND | * | 2-3 | 2-3 | 0-0 | 0-1 | 1 | 3 | 6 | 0 | 1 | 0 | 0 | 17 |
| at UNC | * | 4-7 | 4-7 | 1-2 | 0-0 | 0 | 1 | 13 | 1 | 0 | 0 | 0 | 22 |
| SYRACUSE | * | 1-9 | 0-5 | 0-0 | 0-0 | 0 | 2 | 2 | 2 | 3 | 2 | 0 | 31 |
| CLEMSON | * | 2-5 | 2-4 | 2-2 | 0-0 | 0 | 3 | 8 | 1 | 2 | 0 | 0 | 23 |
| at FSU | * | 1-3 | 1-2 | 0-0 | 1-1 | 2 | 3 | 3 | 0 | 3 | 0 | 0 | 23 |
| MIAMI | | | | | | | | | | | | | |
| at Duke | | | | | | | | | | | | | |
| at VT | | | | | | | | | | | | | |
| PITT | | | | | | | | | | | | | |
| NC STATE | | | | | | | | | | | | | |

VIRGINIA CAREER STATISTICS

| Year | G-GS | Min/Avg | FG-FGA | Pct. | 3FG-A | Pct. | FT-FTA | Pct. | O-D | T | Avg. | Pf-DQ | Ast | TO | Blk | St | Pts | Avg |
|-------|-------|----------|--------|------|-------|------|--------|------|------|----|------|-------|-----|----|-----|----|-----|-----|
| 19-20 | 24-22 | 514/21.4 | 35-96 | .365 | 18-54 | .333 | 10-18 | .556 | 6-22 | 28 | 1.2 | 44-0 | 31 | 56 | 3 | 4 | 98 | 4.1 |

4 DOMINIQUE TOUSSAINT



5-9 • Senior • Guard • Staten Island, N.Y. • Christ the King

2019-20

- Currently in 23rd place on Virginia's career points list with 1,243 (2/10)
- Leads the team with 75 assists this year and has 375 in her career. She is 7 assists shy of moving into the top-10 in program history (2/7)
- Scored a season-high 16 points, including nine in the first quarter, against UCLA (12/1)
- Scored 14 points in the road loss at NC State (1/5)
- Helped fuel UVA's win over Duke, scoring 15 points, including a personal 8-0 run to start the second quarter (1/9)
- Scored 15 points against Virginia Tech, with 11 coming in the fourth quarter (1/19)
- Led the team in scoring at UNC with 16 points, also grabbing six rebounds (1/30)
- Scored 13 points with 6 rebounds and 7 assists in the win over Clemson (2/6)

2018-19

- Became the 36th member of the Virginia 1,000 point club during the ACC Tournament first round game against Boston College on a free throw with 8:23 remaining in the fourth quarter (3/6)
- Second on the team in scoring, averaging 11.1 points per game. Led the squad with 104 assists; 19 double-digit scoring games
- Named to the Florida Sunshine Classic All-Tournament Team after scoring a combined 30 points with 13 assists in the two games (12/21)

2017-18

- Honorable Mention All-ACC Team
- Finished the season as the team's leading scorer, averaging 11.4 ppg
- Also led the team in assists with 122. Ranked 10th in the ACC in assists per game (3.7)

2016-17

- ACC All-Freshman Team
- Third among ACC freshmen in points per game (9.5)
- Named the ACC Rookie of the Week (Feb. 6)

HIGH SCHOOL/CLUB

- 2016 Miss New York Basketball & Gatorade New York State Girls' Basketball Player of Yr

2019-20 GAME-BY-GAME:

| Opponent | GS | FG-FGA | 3FG-3FGA | FT-FTA | Off-Def | Total Reb | PF | Points | A | TO | Blk | Stl | Min |
|------------|----|--------|----------|--------|---------|-----------|----|--------|---|----|-----|-----|-----|
| BUCKNELL | | DNP | | | | | | | | | | | |
| at USC | | 3-11 | 0-4 | 1-2 | 0-7 | 7 | 2 | 7 | 2 | 2 | 0 | 1 | 30 |
| at CSUN | * | 5-8 | 2-4 | 0-0 | 0-6 | 6 | 1 | 12 | 7 | 2 | 1 | 1 | 29 |
| UK | * | 3-14 | 0-3 | 1-2 | 1-4 | 5 | 2 | 7 | 2 | 6 | 0 | 0 | 37 |
| at UConn | * | 3-6 | 1-3 | 0-0 | 0-2 | 2 | 1 | 7 | 1 | 2 | 0 | 3 | 32 |
| ODU | * | 4-12 | 0-2 | 1-2 | 1-5 | 6 | 2 | 9 | 2 | 4 | 1 | 2 | 42 |
| JMU | * | 4-10 | 0-3 | 0-2 | 0-1 | 1 | 3 | 8 | 2 | 2 | 2 | 1 | 30 |
| UCLA | * | 6-8 | 2-3 | 2-5 | 0-4 | 4 | 2 | 16 | 3 | 7 | 0 | 0 | 35 |
| at Rutgers | * | 3-12 | 0-1 | 1-2 | 1-3 | 4 | 4 | 7 | 4 | 3 | 0 | 0 | 34 |
| at UNLV | * | 4-8 | 1-1 | 0-0 | 0-5 | 5 | 2 | 9 | 5 | 2 | 0 | 1 | 27 |
| vs Miss St | * | 3-8 | 1-1 | 4-4 | 0-2 | 2 | 3 | 11 | 3 | 3 | 0 | 1 | 31 |
| at GT | * | 1-8 | 0-1 | 2-2 | 0-3 | 3 | 4 | 4 | 4 | 3 | 0 | 0 | 27 |
| UNC | * | 4-10 | 0-2 | 1-2 | 0-5 | 5 | 1 | 9 | 3 | 7 | 0 | 0 | 36 |
| at NC St | * | 5-13 | 2-3 | 2-2 | 0-2 | 2 | 1 | 14 | 3 | 0 | 0 | 0 | 34 |
| DUKE | * | 6-10 | 3-5 | 0-2 | 0-2 | 2 | 0 | 15 | 4 | 8 | 0 | 1 | 37 |
| at BC | * | 5-8 | 2-4 | 0-0 | 0-5 | 5 | 3 | 12 | 5 | 2 | 0 | 3 | 29 |
| at Wake | * | 4-11 | 1-5 | 1-1 | 1-1 | 2 | 4 | 10 | 2 | 0 | 0 | 0 | 35 |
| VT | * | 6-14 | 1-6 | 2-2 | 1-2 | 3 | 5 | 15 | 1 | 4 | 1 | 2 | 32 |
| at Lvlle | * | 2-12 | 0-2 | 0-2 | 0-1 | 1 | 4 | 4 | 4 | 5 | 0 | 0 | 32 |
| UND | * | 6-13 | 1-5 | 1-1 | 2-1 | 3 | 1 | 14 | 6 | 4 | 1 | 1 | 27 |
| at UNC | * | 8-20 | 0-4 | 0-2 | 1-5 | 6 | 4 | 16 | 3 | 3 | 0 | 3 | 35 |
| SYRACUSE | | DNP | | | | | | | | | | | |
| CLEMSON | | 4-11 | 3-5 | 2-2 | 0-6 | 6 | 3 | 13 | 7 | 3 | 0 | 2 | 31 |
| at FSU | | 2-10 | 0-3 | 4-4 | 0-2 | 2 | 4 | 8 | 2 | 1 | 0 | 1 | 24 |
| MIAMI | | | | | | | | | | | | | |
| at Duke | | | | | | | | | | | | | |
| at VT | | | | | | | | | | | | | |
| PITT | | | | | | | | | | | | | |
| NC STATE | | | | | | | | | | | | | |

VIRGINIA CAREER STATISTICS

| Year | G-GS | Min/Avg | FG-FGA | Pct. | 3FG-A | Pct. | FT-FTA | Pct. | O-D | T | Avg. | Pf-DQ | Ast | TO | Blk | St | Pts | Avg |
|---------|---------|-----------|----------|------|---------|------|---------|------|--------|-----|------|-------|-----|-----|-----|-----|------|------|
| 2016-17 | 31-30 | 808/26.1 | 113-288 | .392 | 25-82 | .305 | 44-59 | .746 | 19-82 | 101 | 3.3 | 77-2 | 74 | 96 | 4 | 42 | 295 | 9.5 |
| 2017-18 | 32-31 | 949/29.7 | 129-341 | .378 | 43-139 | .309 | 59-80 | .738 | 10-103 | 113 | 3.5 | 86-2 | 118 | 99 | 3 | 36 | 360 | 11.3 |
| 2018-19 | 31-30 | 1049/33.8 | 121-366 | .331 | 33-141 | .234 | 70-96 | .729 | 9-109 | 118 | 3.8 | 72-2 | 104 | 123 | 11 | 33 | 345 | 11.1 |
| 2019-20 | 22-18 | 706/32.1 | 91-237 | .384 | 20-70 | .286 | 25-41 | .610 | 8-74 | 82 | 3.7 | 56-1 | 75 | 73 | 6 | 23 | 227 | 10.3 |
| TOTAL | 117-110 | 3546/30.3 | 460-1247 | .369 | 124-440 | .282 | 199-278 | .716 | 46-372 | 418 | 3.6 | 294-7 | 375 | 393 | 24 | 135 | 1243 | 10.6 |

SINGLE GAME BESTS

POINTS

Season: 16 (2x) last at UNC (1/30)
 Career: 19 (5x) last vs Wake Forest (1/27/19)

REBOUNDS

Season: 7 at USC (11/9)
 Career: 10 vs Georgia Tech (2/24/19)

FG MADE

Season: 8 at North Carolina (1/30)
 Career: 8 (2x) last at North Carolina (1/30/20)

FG ATTEMPTS

Season: 20 at North Carolina (1/30)
 Career: 20 at North Carolina (1/30/20)

3 PT FG MADE

Season: 3 (2x)
 Career: 4 vs NC AT (11/20/18)

3 PT FG ATTEMPTS

Season: 6 vs Virginia Tech (1/19)
 Career: 8 (2x)

FT MADE

Season:
 Career: 6 (several)

FT ATTEMPTS

Season:
 Career: 8 (several)

FT PERCENTAGE

Season:
 Career: 6-6 vs Pitt (12/28/17)

ASSISTS

Season: 7 (2x) last vs Clemson (2/6)
 Career: 10 vs Saint Louis (11/25/18)

BLOCKS

Season: 2 vs JMU (11/30)
 Career: 2

STEALS

Season: 3 (2x)
 Career: 4 (several)

DOUBLE DOUBLES

Season:
 Career: 2 last vs Georgia Tech (2/24/19)

10 SHEMERA WILLIAMS



5-8 • Freshman • Guard • Milwaukee, Wisc. • Milwaukee Academy of Science

2019-20

- Sideline for the first eight games of the season with a lower leg injury
- Made her debut at Rutgers, scoring 14 points (12/5)
- Made her first career start in her home court debut against North Carolina, tying for the team game high with 12 points with 5 assists (1/2)
- Had nine steals in the win over Duke, one shy of tying the program record for steals in a game. It was also the most steals in a game by an ACC player this season (1/9)
- Scored 17 points at Boston College, going 6-of-9 from the field and 4-of-5 from the free throw line (1/12)
- Named the ACC Freshman of the Week for her performances against Duke and BC (1/13). Also named the USWBA Tamika Catchings National Freshman Player of the Week for those same performances
- Had a team-high eight rebounds against Virginia Tech (1/19)
- Had her first career 20-point game at Louisville, scoring all 20 points in the second half (1/23)
- Earned her second ACC Freshman of the Week honor on Jan. 27 after the Louisville game and scoring 15 points with six rebounds and six assists against Notre Dame

BACKGROUND

- Ranked as the No. 54 recruit in the country by ESPN and the 13th-ranked point guard
- Two-time USA Today Wisconsin Player of the Year
- 2019 Associated Press Wisconsin Player of the Year
- Led the nation in scoring her junior season, averaging 39.9 points per game
- During her final season at Milwaukee Academy of Science, she averaged 32.5 points, 10.3 rebounds, 8.5 assists and 4.5 steals per game
- No. 2 all-time scorer in Wisconsin girls high school history with 3,120 career points

2019-20 GAME-BY-GAME:

| Opponent | GS | FG-FGA | 3FG-3FGA | FT-FTA | Off-Def | Total Reb | PF | Points | A | TO | Blk | Stl | Min |
|------------|----|--------|----------|--------|---------|-----------|----|--------|---|----|-----|-----|-----|
| BUCKNELL | | INJ | | | | | | | | | | | |
| at USC | | INJ | | | | | | | | | | | |
| at CSUN | | INJ | | | | | | | | | | | |
| UK | | INJ | | | | | | | | | | | |
| at UConn | | INJ | | | | | | | | | | | |
| ODU | | INJ | | | | | | | | | | | |
| JMU | | INJ | | | | | | | | | | | |
| UCLA | | INJ | | | | | | | | | | | |
| at Rutgers | | 4-10 | 0-1 | 6-11 | 1-2 | 3 | 4 | 14 | 3 | 1 | 0 | 2 | 26 |
| at UNLV | | 4-6 | 2-3 | 3-4 | 1-2 | 3 | 3 | 13 | 3 | 4 | 0 | 1 | 25 |
| vs Miss St | | 1-2 | 0-1 | 0-0 | 0-1 | 1 | 2 | 2 | 0 | 1 | 0 | 0 | 11 |
| at GT | | 4-7 | 2-3 | 0-0 | 0-1 | 1 | 3 | 10 | 1 | 2 | 0 | 0 | 25 |
| UNC | * | 5-8 | 2-5 | 0-0 | 1-4 | 5 | 3 | 12 | 5 | 5 | 0 | 2 | 35 |
| at NC St | * | 2-7 | 1-3 | 1-4 | 1-2 | 3 | 2 | 6 | 1 | 2 | 0 | 2 | 19 |
| DUKE | | 3-9 | 1-3 | 2-2 | 0-0 | 0 | 2 | 9 | 3 | 5 | 1 | 9 | 32 |
| at BC | | 6-9 | 1-3 | 4-5 | 0-0 | 0 | 3 | 17 | 1 | 3 | 1 | 1 | 26 |
| at Wake | | 3-12 | 1-3 | 4-4 | 1-0 | 1 | 4 | 11 | 0 | 1 | 0 | 2 | 21 |
| VT | | 1-9 | 0-4 | 0-2 | 1-7 | 8 | 2 | 2 | 4 | 3 | 0 | 1 | 30 |
| at Lville | | 6-14 | 2-7 | 6-8 | 0-2 | 2 | 2 | 20 | 1 | 3 | 0 | 2 | 22 |
| UND | | 6-14 | 1-5 | 2-4 | 1-5 | 6 | 2 | 15 | 6 | 5 | 0 | 0 | 25 |
| at UNC | | 3-10 | 0-4 | 8-9 | 2-1 | 3 | 2 | 14 | 3 | 3 | 1 | 1 | 27 |
| SYRACUSE | | 4-9 | 0-4 | 3-4 | 1-2 | 3 | 2 | 11 | 2 | 4 | 0 | 3 | 29 |
| CLEMSON | | 0-5 | 0-3 | 0-0 | 0-0 | 0 | 4 | 0 | 0 | 3 | 0 | 0 | 10 |
| at FSU | | 5-13 | 1-3 | 1-2 | 0-4 | 4 | 5 | 12 | 4 | 2 | 0 | 1 | 28 |
| MIAMI | | | | | | | | | | | | | |
| at Duke | | | | | | | | | | | | | |
| at VT | | | | | | | | | | | | | |
| PITT | | | | | | | | | | | | | |
| NC STATE | | | | | | | | | | | | | |

SINGLE GAME BESTS

POINTS

Season: 20 at Louisville (1/23)

REBOUNDS

Season: 8 vs Virginia Tech (1/19)

FG MADE

Season: 6 (2x)

FG ATTEMPTS

Season: 14 at Louisville (1/23)

FG PERCENTAGE

Season: 6-of-9 at Boston College (1/12)

FT MADE

Season: 8 at North Carolina (1/30)

FT ATTEMPTS

Season: 11 at Rutgers (12/5)

FT PERCENTAGE

Season: 8-of-9 at North Carolina (1/30)

ASSISTS

Season: 6 vs Notre Dame (1/26)

BLOCKS

Season:

STEALS

Season: 9 vs Duke (1/9)

Double Doubles:

Season:

VIRGINIA CAREER STATISTICS

| Year | G-GS | Min/Avg | FG-FGA | Pct. | 3FG-A | Pct. | FT-FTA | Pct. | O-D | T | Avg. | Pf-DQ | Ast | TO | Blk | St | Pts | Avg |
|---------|------|----------|--------|------|-------|------|--------|------|-------|----|------|-------|-----|----|-----|----|-----|------|
| 2019-20 | 16-2 | 391/24.4 | 57-144 | .396 | 14-55 | .255 | 40-59 | .678 | 10-33 | 43 | 2.7 | 45-1 | 37 | 47 | 3 | 27 | 168 | 10.5 |

13 JOCELYN WILLOUGHBY



6-0 • Senior • Guard/Forward • East Orange, N.J. • Newark Academy

2019-20

- On the watch list for two national honors, both of which are named after Ann Meyers Drysdale. She is one of 35 players on the watch list for the USBWA Ann Meyers Drysdale National Player of the Year honor and one of 20 players named to the preseason watch list for the Naismith Memorial Basketball Hall of Fame and WBCA Ann Meyers Drysdale award which honors the top shooting guard in the nation
- Currently ranks 12th on Virginia's all-time scoring list with 1566 points (2/10)
- With her six rebounds against Virginia Tech, Willoughby has moved into the top-10 rebounders in program history, passing Dawn Staley. She now ranks eighth with 817 (2/10)
- Opened the season by scoring a career-high 31 points against Bucknell, the first 30-point game by a Cavalier player since 2010. Also had 11 rebounds for her 15th career double-double
- Named the ACC Player of the Week (11/11) after the opening week of the season, the first ACC Player of the Week honor for a Cavalier since Faith Randolph earned the accolade on Dec. 28, 2015. This is the second weekly conference honor that Willoughby has earned in her career as she was voted the ACC Rookie of the Week on Jan. 20, 2017
- Had a streak of 25-consecutive made free throws that spanned parts of the first five games of the season
- Averaged 25.0 points and 13.0 rebounds per game in the Cavalier Classic tournament
- Grabbed a career-high 16 rebounds against JMU, the most by a Cavalier since Felicia Aiyetan's 16 against Mississippi State on Nov. 9, 2018
- Had three-straight 20-point games against JMU, UCLA and Rutgers (11/30-12/5), and then a string of four straight against NC State (25), Duke (24), Boston College (23) and Wake (20)
- Named to the Duel in the Desert All-Tournament team after scoring 38 points with 16 rebounds in the two games against UNLV and No. 15 Mississippi State
- Converted 24 consecutive free throw attempts from Jan. 2-12 (UNC, NC State, Duke, BC games)
- Earned her second ACC Player of the Week honor for her efforts against Duke and Boston College (1/13)
- Back-to-back 20-point games in the wins over Syracuse (24) and Clemson (21) (2/6)
- Has started every game of her collegiate career, the only player on the current squad to do so

SINGLE GAME BESTS

POINTS

Season: 31 vs Bucknell (11/5)
Career: 31 vs Bucknell (11/5/19)

REBOUNDS

Season: 16 vs JMU (11/30)
Career: 16 vs JMU (11/30/19)

FG MADE

Season: 10 at Boston College (1/12)
Career: 11 vs Boston College (2/7/19)

FG ATTEMPTS

Season: 20 vs Mississippi State (12/21)
Career: 27 vs Boston College (2/7/19)

3 PT FG MADE

Season: 3 vs Bucknell (11/5)
Career: 5 vs American (12/5/18)

3 PT FG ATTEMPTS

Season: 7 at CSUN (11/12)
Career: 7 (2x) las at CSUN (11/12/19)

3 PT SHOOTING PERCENTAGE

Season: 3-of-3 vs Bucknell (11/5)
Career: 5-of-7 (.714) vs American (12/5/18)
3-of-3 (2x)

FT MADE

Season: 11 vs Duke (1/9)
Career: 12 (2x) last vs Boston College (3/6/19)

FT ATTEMPTS

Season: 12 vs Syracuse (2/2)
Career: 14 vs Dayton (12/29/16)

FT PERCENTAGE

Season: 11-of-11 vs Duke (1/9)
Career: 12-of-12 vs Boston College (3/6/19)

ASSISTS

Season: 4 (2x)
Career: 5 at Michigan State (11/28/18)

BLOCKS

Season: 3 at CSUN (11/12)
Career: 3 (several)

STEALS

Season: 4 vs Kentucky (11/16)
Career: 6 at Georgia (12/19/16)

DOUBLE DOUBLES

Season: 8 last at North Carolina (1/30)
Career: 22 last at North Carolina (1/30)

2019-20 GAME-BY-GAME:

| Opponent | GS | FG-FGA | 3FG-3FGA | FT-FTA | Off-Def | Total Reb | PF | Points | A | TO | Blk | Stl | Min |
|------------|----|--------|----------|--------|---------|-----------|----|--------|---|----|-----|-----|-----|
| BUCKNELL | * | 9-15 | 3-3 | 10-11 | 4-7 | 11 | 1 | 31 | 3 | 3 | 0 | 3 | 34 |
| at USC | * | 4-15 | 0-2 | 2-2 | 2-2 | 4 | 2 | 10 | 3 | 4 | 0 | 2 | 40 |
| at CSUN | * | 6-12 | 3-7 | 4-4 | 0-7 | 7 | 3 | 19 | 4 | 1 | 3 | 0 | 35 |
| UK | * | 4-10 | 1-4 | 9-9 | 1-10 | 11 | 3 | 18 | 1 | 3 | 0 | 4 | 40 |
| at UConn | * | 2-6 | 1-1 | 2-4 | 4-3 | 7 | 3 | 7 | 1 | 3 | 0 | 0 | 27 |
| ODU | * | 2-9 | 1-3 | 2-4 | 1-7 | 8 | 3 | 7 | 0 | 5 | 0 | 0 | 35 |
| JMU | * | 9-19 | 2-3 | 8-8 | 2-14 | 16 | 4 | 28 | 3 | 6 | 0 | 1 | 39 |
| UCLA | * | 7-15 | 0-1 | 8-10 | 2-8 | 10 | 2 | 22 | 1 | 2 | 0 | 2 | 38 |
| at Rutgers | * | 8-17 | 4-6 | 7-8 | 0-6 | 6 | 3 | 27 | 1 | 3 | 0 | 0 | 40 |
| at UNLV | * | 5-9 | 1-2 | 6-6 | 1-9 | 10 | 1 | 17 | 3 | 6 | 0 | 4 | 37 |
| vs Miss St | * | 8-20 | 2-7 | 3-3 | 2-4 | 6 | 4 | 21 | 2 | 4 | 0 | 3 | 37 |
| at GT | * | 6-17 | 3-5 | 4-6 | 3-7 | 10 | 2 | 19 | 4 | 4 | 1 | 0 | 39 |
| UNC | * | 5-12 | 1-3 | 1-2 | 2-4 | 6 | 3 | 12 | 1 | 2 | 0 | 0 | 34 |
| at NC St | * | 7-15 | 1-5 | 10-10 | 2-3 | 5 | 2 | 25 | 1 | 3 | 0 | 0 | 39 |
| DUKE | * | 6-11 | 1-2 | 11-11 | 0-1 | 1 | 4 | 24 | 3 | 2 | 1 | 2 | 39 |
| at BC | * | 10-14 | 1-2 | 2-3 | 0-8 | 8 | 4 | 23 | 1 | 4 | 0 | 2 | 34 |
| at Wake | * | 8-17 | 1-3 | 3-5 | 1-3 | 4 | 3 | 20 | 2 | 4 | 0 | 3 | 40 |
| VT | * | 7-18 | 1-5 | 2-2 | 2-4 | 6 | 4 | 17 | 1 | 1 | 0 | 0 | 36 |
| at Lville | * | 6-14 | 2-2 | 3-4 | 2-9 | 11 | 2 | 17 | 2 | 2 | 1 | 1 | 40 |
| UND | * | 6-11 | 1-1 | 4-4 | 1-6 | 7 | 2 | 17 | 0 | 1 | 1 | 1 | 24 |
| at UNC | * | 7-14 | 0-2 | 1-2 | 6-6 | 12 | 2 | 15 | 1 | 2 | 1 | 1 | 38 |
| SYRACUSE | * | 7-12 | 0-1 | 10-12 | 2-5 | 7 | 3 | 24 | 1 | 5 | 1 | 1 | 27 |
| CLEMSON | * | 7-11 | 1-2 | 6-7 | 1-2 | 3 | 2 | 21 | 2 | 4 | 2 | 0 | 32 |
| at FSU | * | 7-14 | 1-1 | 4-4 | 1-2 | 3 | 1 | 19 | 1 | 2 | 0 | 2 | 37 |
| MIAMI | | | | | | | | | | | | | |
| at Duke | | | | | | | | | | | | | |
| at VT | | | | | | | | | | | | | |
| PITT | | | | | | | | | | | | | |
| NC STATE | | | | | | | | | | | | | |

VIRGINIA CAREER STATISTICS

| Year | G-GS | Min/Avg | FG-FGA | Pct. | 3FG-A | Pct. | FT-FTA | Pct. | O-D | T | Avg. | Pf-DQ | Ast | TO | Blk | St | Pts | Avg |
|---------|---------|-----------|----------|------|---------|------|---------|------|---------|-----|------|--------|-----|-----|-----|-----|------|------|
| 2016-17 | 33-33 | 987/29.9 | 109-288 | .378 | 8-39 | .205 | 98-132 | .742 | 71-133 | 204 | 6.2 | 110-8 | 55 | 94 | 13 | 55 | 324 | 9.8 |
| 2017-18 | 33-33 | 961/29.1 | 114-282 | .404 | 25-56 | .446 | 63-74 | .851 | 57-122 | 179 | 5.4 | 93-5 | 32 | 66 | 8 | 42 | 316 | 9.6 |
| 2018-19 | 31-31 | 1047/33.8 | 157-404 | .389 | 49-123 | .398 | 97-114 | .851 | 80-175 | 255 | 8.2 | 77-0 | 51 | 94 | 20 | 36 | 460 | 14.8 |
| 2019-20 | 24-24 | 865/36.0 | 154-336 | .458 | 31-74 | .419 | 127-145 | .876 | 41-138 | 179 | 7.5 | 63-0 | 42 | 76 | 11 | 33 | 466 | 19.4 |
| TOTAL | 121-121 | 3860/31.9 | 534-1310 | .408 | 113-292 | .387 | 385-465 | .828 | 249-568 | 817 | 6.8 | 343-13 | 180 | 330 | 52 | 166 | 1566 | 12.9 |

13 JOCELYN WILLOUGHBY



6-0 • Senior • Guard/Forward • East Orange, N.J. • Newark Academy

MORE ON JOCELYN WILLOUGHBY

- On the watch list for two national honors, both of which are named after Ann Meyers Drysdale. She is one of 35 players on the watch list for the USBWA Ann Meyers Drysdale National Player of the Year honor and one of 20 players named to the preseason watch list for the Naismith Memorial Basketball Hall of Fame and WBCA Ann Meyers Drysdale award which honors the top shooting guard in the nation
- 2019 CoSIDA Academic All-District III, the first UVA women's basketball player to earn Academic All-District honors since Jenny Boucek did so in 1996 and the only ACC WBB player to earn the honor last season
- Three-time All-ACC Team member
- Appointed as a non-voting, student-athlete member of the NCAA Division I Women's Basketball Oversight Committee. Her tenure runs through her senior season
- Meriwether Lewis Institute for Citizen Leadership Fellow (Class of 2020 cohort)- . Each year, 25 students are selected to become Fellows in the fall of their second year. Incorporating academic, experiential, and applied learning elements
- Lived on The Lawn during the 2018-19 academic year - one of the top honors awarded to fourth-year students at the University, awarded for unselfish service to the University and Charlottesville/Albemarle County communities, and achievement in their respective fields of activity and academics
- During UVA's 2018 Fall Convocation Ceremony, she received a certificate of Intermediate Honors, a distinction given to third-year students who are among the top 20 percent of their class in the College of Arts & Sciences
- Completed her undergraduate degree in Global Development Studies in three years and graduated in May 2019
- Working on her Master's degree at UVA's Batten School of Public Policy
- 2018-19 Virginia Athletic Department Female Scholar-Athlete of the year
- 2019 Raven Award student recipient, presented by the Raven Society- recognizing excellence in service and contribution to the University of Virginia.
- Office of African-American Affairs Peer Advisor
- She has done a lot of work with Special Olympics, working with basketball clinics as well as volunteering for the last four years at their largest local fundraiser, a 10k race. She has helped mentor a wheelchair basketball team and was instrumental in the Girls Day event, hosted by UVA Facilities Management
- 2016-17 All-ACC Freshman Team
- Became the 35th player in program history to reach 1,000 career points on a jumper with 1:59 remaining in the third quarter of the Louisville game (2/21)
- Led the 2018-19 team in both scoring (14.8 ppg) and rebounding (8.3rpg), the first Cavalier to do so since Monica Wright in 2010
- Finished last season ranked in the top-10 of the ACC in rebounding
- Second among ACC freshmen in rebounding (6.2 per game) and led the conference rookies in steals per game (1.7 per game, 55 overall)
- Second among ACC freshmen in scoring at 9.8 points per game
- Became the first freshman to lead UVA in rebounding since Brandi Teamer in 2002 and the first freshman guard to do so since Chrissy Reese in 1980
- Trying to become just the second player in program history to finish the year as the ACC scoring leader. The other: Monica Wright, who is now her assistant coach. Wright did so in both her junior (2009) and senior (2010) seasons, averaging 20.5 and 23.7 points per game, respectively
- 2016 Gatorade New Jersey High School Girl's Basketball Player of the Year
- Has started every game of her collegiate career, the only player on the current squad to do so

2019-20 Virginia Women's Basketball
Virginia Combined Team Statistics (as of Feb 09, 2020)
All games

| RECORD: | OVERALL | HOME | AWAY | NEUTRAL |
|----------------|----------------|-------------|-------------|----------------|
| ALL GAMES | 10-14 | 7-4 | 3-9 | 0-1 |
| CONFERENCE | 5-8 | 4-2 | 1-6 | 0-0 |
| NON-CONFERENCE | 5-6 | 3-2 | 2-3 | 0-1 |

| # | Player | gp-gs | min | avg | Total | | 3-Point | | F-Throw | | Rebounds | | | | pf | dq | a | to | blk | stl | pts | avg |
|----------------|-----------------------|-------|------|------|----------|------|---------|------|---------|------|----------|-----|-----|------|-----|----|-----|-----|-----|-----|------|------|
| | | | | | fg-fga | fg% | 3fg-fga | 3fg% | ft-fa | ft% | off | def | tot | avg | | | | | | | | |
| 13 | Jocelyn Willoughby | 24-24 | 865 | 36.0 | 154-336 | .458 | 31-74 | .419 | 127-145 | .876 | 41 | 138 | 179 | 7.5 | 63 | 0 | 42 | 76 | 11 | 33 | 466 | 19.4 |
| 10 | Shemera Williams | 16-2 | 391 | 24.4 | 57-144 | .396 | 14-55 | .255 | 40-59 | .678 | 10 | 33 | 43 | 2.7 | 45 | 1 | 37 | 47 | 3 | 27 | 168 | 10.5 |
| 04 | Dominique Toussaint | 22-18 | 706 | 32.1 | 91-237 | .384 | 20-70 | .286 | 25-41 | .610 | 8 | 74 | 82 | 3.7 | 56 | 1 | 75 | 73 | 6 | 23 | 227 | 10.3 |
| 14 | Lisa Jablonowski | 24-24 | 773 | 32.2 | 73-156 | .468 | 5-20 | .250 | 31-40 | .775 | 61 | 64 | 125 | 5.2 | 56 | 3 | 32 | 34 | 5 | 35 | 182 | 7.6 |
| 01 | Carole Miller | 24-20 | 540 | 22.5 | 56-135 | .415 | 3-9 | .333 | 24-44 | .545 | 19 | 68 | 87 | 3.6 | 42 | 0 | 17 | 30 | 4 | 17 | 139 | 5.8 |
| 15 | Kylie Kornegay-Lucas | 23-4 | 543 | 23.6 | 41-132 | .311 | 4-22 | .182 | 31-48 | .646 | 32 | 93 | 125 | 5.4 | 58 | 2 | 53 | 56 | 17 | 30 | 117 | 5.1 |
| 23 | Amandine Toi | 24-22 | 514 | 21.4 | 35-96 | .365 | 18-54 | .333 | 10-18 | .556 | 6 | 22 | 28 | 1.2 | 44 | 0 | 31 | 56 | 3 | 4 | 98 | 4.1 |
| 12 | Meg Jefferson | 11-0 | 71 | 6.5 | 6-11 | .545 | 0-0 | .000 | 5-6 | .833 | 8 | 8 | 16 | 1.5 | 7 | 0 | 2 | 10 | 0 | 4 | 17 | 1.5 |
| 00 | Dylan Horton | 17-1 | 110 | 6.5 | 7-41 | .171 | 6-25 | .240 | 6-8 | .750 | 3 | 11 | 14 | 0.8 | 7 | 0 | 4 | 6 | 0 | 3 | 26 | 1.5 |
| 21 | Dani Lawson | 22-5 | 247 | 11.2 | 6-34 | .176 | 0-0 | .000 | 3-10 | .300 | 7 | 40 | 47 | 2.1 | 31 | 0 | 2 | 9 | 7 | 2 | 15 | 0.7 |
| 05 | Tihana Stojisavljevic | 10-0 | 66 | 6.6 | 2-12 | .167 | 0-2 | .000 | 1-2 | .500 | 3 | 15 | 18 | 1.8 | 10 | 0 | 0 | 5 | 3 | 2 | 5 | 0.5 |
| Team | | | | | | | | | | | | 44 | 57 | 101 | | | | 14 | | | | |
| Total..... | | 24 | 4826 | | 528-1334 | .396 | 101-331 | .305 | 303-421 | .720 | 242 | 623 | 865 | 36.0 | 419 | 7 | 295 | 416 | 59 | 180 | 1460 | 60.8 |
| Opponents..... | | 24 | 4825 | | 530-1391 | .381 | 146-522 | .280 | 287-402 | .714 | 274 | 598 | 872 | 36.3 | 423 | - | 301 | 410 | 102 | 207 | 1493 | 62.2 |

| TEAM STATISTICS | VA | OPP | Date | Opponent | Score | Att. |
|------------------------|-----------|------------|-------------|------------------------|--------------|-------------|
| SCORING | 1460 | 1493 | 11/05/19 | BUCKNELL | w 84-60 | 2505 |
| Points per game | 60.8 | 62.2 | 11/09/19 | at Southern California | L 49-59 | 1362 |
| Scoring margin | -1.4 | - | 11/12/19 | at CSUN | w 72-47 | 327 |
| FIELD GOALS-ATT | 528-1334 | 530-1391 | 11/16/19 | KENTUCKY | L 47-50 | 2507 |
| Field goal pct | .396 | .381 | 11/19/19 | at UConn | L 44-83 | 7728 |
| 3 POINT FG-ATT | 101-331 | 146-522 | 11/24/19 | OLD DOMINION | Wot 56-53 | 2522 |
| 3-point FG pct | .305 | .280 | 11/30/19 | JAMES MADISON | w 55-49 | 2913 |
| 3-pt FG made per game | 4.2 | 6.1 | 12/01/19 | UCLA | L 62-73 | 2621 |
| FREE THROWS-ATT | 303-421 | 287-402 | 12/05/19 | at Rutgers | L 63-73 | 1597 |
| Free throw pct | .720 | .714 | 12/20/19 | at UNLV | w 63-55 | 655 |
| F-Throws made per game | 12.6 | 12.0 | 12/21/19 | vs Mississippi St. | L 59-72 | 850 |
| REBOUNDS | 865 | 872 | * 12/29/19 | at Georgia Tech | L 51-61 | 1422 |
| Rebounds per game | 36.0 | 36.3 | * 01/02/20 | NORTH CAROLINA | L 47-65 | 2757 |
| Rebounding margin | -0.3 | - | * 01/05/20 | at NC State | L 60-80 | 4487 |
| ASSISTS | 295 | 301 | * 01/09/20 | DUKE | w 66-63 | 2206 |
| Assists per game | 12.3 | 12.5 | * 01/12/20 | at Boston College | w 69-52 | 2357 |
| TURNOVERS | 416 | 410 | * 01/16/20 | at Wake Forest | L 56-62 | 776 |
| Turnovers per game | 17.3 | 17.1 | * 01/19/20 | VIRGINIA TECH | L 61-69 | 4313 |
| Turnover margin | -0.2 | - | * 01/23/20 | at Louisville | L 56-71 | 7776 |
| Assist/turnover ratio | 0.7 | 0.7 | * 01/26/20 | NOTRE DAME | w 90-60 | 5117 |
| STEALS | 180 | 207 | * 01/30/20 | at North Carolina | L 68-78 | 1967 |
| Steals per game | 7.5 | 8.6 | * 02/02/20 | SYRACUSE | w 57-41 | 2649 |
| BLOCKS | 59 | 102 | * 02/06/20 | CLEMSON | w 70-54 | 2229 |
| Blocks per game | 2.5 | 4.3 | * 02/09/20 | at Florida St. | L 55-63 | 3221 |
| ATTENDANCE | 32339 | 34525 | | | | |
| Home games-Avg/Game | 11-2940 | 12-2806 | | | | |
| Neutral site-Avg/Game | - | 1-850 | | | | |

* - Conference game

| Score by Periods | 1st | 2nd | 3rd | 4th | OT | Totals |
|-------------------------|------------|------------|------------|------------|-----------|---------------|
| Virginia | 309 | 334 | 371 | 436 | 10 | 1460 |
| Opponents | 352 | 340 | 383 | 411 | 7 | 1493 |

2019-20 Virginia Women's Basketball
Virginia Combined Team Statistics (as of Feb 09, 2020)
Conference games only

| RECORD: | OVERALL | HOME | AWAY | NEUTRAL |
|----------------|----------------|-------------|-------------|----------------|
| ALL GAMES | 5-8 | 4-2 | 1-6 | 0-0 |
| CONFERENCE | 5-8 | 4-2 | 1-6 | 0-0 |
| NON-CONFERENCE | 0-0 | 0-0 | 0-0 | 0-0 |

| # | Player | gp-gs | min | avg | Total | | 3-Point | | F-Throw | | Rebounds | | | | pf | dq | a | to | blk | stl | pts | avg |
|----------------|-----------------------|-------|------|------|---------|-------|---------|------|---------|-------|----------|-----|-----|------|-----|----|-----|-----|-----|-----|-----|------|
| | | | | | fg-fga | fg% | 3fg-fga | 3fg% | ft-fa | ft% | off | def | tot | avg | | | | | | | | |
| 13 | Jocelyn Willoughby | 13-13 | 459 | 35.3 | 89-180 | .494 | 14-34 | .412 | 61-72 | .847 | 23 | 60 | 83 | 6.4 | 34 | 0 | 20 | 36 | 8 | 13 | 253 | 19.5 |
| 04 | Dominique Toussaint | 12-9 | 379 | 31.6 | 53-140 | .379 | 13-45 | .289 | 15-22 | .682 | 5 | 35 | 40 | 3.3 | 34 | 1 | 44 | 40 | 2 | 13 | 134 | 11.2 |
| 10 | Shemera Williams | 13-2 | 329 | 25.3 | 48-126 | .381 | 12-50 | .240 | 31-44 | .705 | 8 | 28 | 36 | 2.8 | 36 | 1 | 31 | 41 | 3 | 24 | 139 | 10.7 |
| 14 | Lisa Jablonowski | 13-13 | 394 | 30.3 | 40-83 | .482 | 0-7 | .000 | 8-11 | .727 | 34 | 34 | 68 | 5.2 | 29 | 1 | 22 | 13 | 2 | 19 | 88 | 6.8 |
| 01 | Carole Miller | 13-13 | 235 | 18.1 | 33-74 | .446 | 0-1 | .000 | 10-17 | .588 | 6 | 21 | 27 | 2.1 | 20 | 0 | 8 | 14 | 1 | 5 | 76 | 5.8 |
| 23 | Amandine Toi | 13-11 | 264 | 20.3 | 21-51 | .412 | 12-32 | .375 | 5-9 | .556 | 5 | 13 | 18 | 1.4 | 22 | 0 | 14 | 23 | 3 | 0 | 59 | 4.5 |
| 12 | Meg Jefferson | 3-0 | 18 | 6.0 | 3-3 | 1.000 | 0-0 | .000 | 3-4 | .750 | 1 | 2 | 3 | 1.0 | 1 | 0 | 1 | 1 | 0 | 3 | 9 | 3.0 |
| 15 | Kylie Kornegay-Lucas | 13-4 | 304 | 23.4 | 14-52 | .269 | 0-7 | .000 | 4-14 | .286 | 12 | 49 | 61 | 4.7 | 29 | 1 | 36 | 29 | 8 | 18 | 32 | 2.5 |
| 00 | Dylan Horton | 7-0 | 26 | 3.7 | 1-12 | .083 | 1-5 | .200 | 2-2 | 1.000 | 2 | 4 | 6 | 0.9 | 0 | 0 | 1 | 1 | 0 | 1 | 5 | 0.7 |
| 05 | Tihana Stojisavljevic | 10-0 | 66 | 6.6 | 2-12 | .167 | 0-2 | .000 | 1-2 | .500 | 3 | 15 | 18 | 1.8 | 10 | 0 | 0 | 5 | 3 | 2 | 5 | 0.5 |
| 21 | Dani Lawson | 12-0 | 127 | 10.6 | 3-11 | .273 | 0-0 | .000 | 0-2 | .000 | 5 | 22 | 27 | 2.3 | 15 | 0 | 0 | 3 | 3 | 1 | 6 | 0.5 |
| Team | | | | | | | | | | | 25 | 31 | 56 | | | | | 7 | | | | |
| Total..... | | 13 | 2601 | | 307-744 | .413 | 52-183 | .284 | 140-199 | .704 | 129 | 314 | 443 | 34.1 | 230 | 4 | 177 | 213 | 33 | 99 | 806 | 62.0 |
| Opponents..... | | 13 | 2600 | | 295-729 | .405 | 76-261 | .291 | 153-214 | .715 | 141 | 325 | 466 | 35.8 | 219 | - | 175 | 232 | 55 | 111 | 819 | 63.0 |

| TEAM STATISTICS | VA | OPP | Date | Opponent | Score | Att. |
|------------------------|-----------|------------|-------------|-------------------|--------------|-------------|
| SCORING | 806 | 819 | * 12/29/19 | at Georgia Tech | L 51-61 | 1422 |
| Points per game | 62.0 | 63.0 | * 01/02/20 | NORTH CAROLINA | L 47-65 | 2757 |
| Scoring margin | -1.0 | - | * 01/05/20 | at NC State | L 60-80 | 4487 |
| FIELD GOALS-ATT | 307-744 | 295-729 | * 01/09/20 | DUKE | W 66-63 | 2206 |
| Field goal pct | .413 | .405 | * 01/12/20 | at Boston College | W 69-52 | 2357 |
| 3 POINT FG-ATT | 52-183 | 76-261 | * 01/16/20 | at Wake Forest | L 56-62 | 776 |
| 3-point FG pct | .284 | .291 | * 01/19/20 | VIRGINIA TECH | L 61-69 | 4313 |
| 3-pt FG made per game | 4.0 | 5.8 | * 01/23/20 | at Louisville | L 56-71 | 7776 |
| FREE THROWS-ATT | 140-199 | 153-214 | * 01/26/20 | NOTRE DAME | W 90-60 | 5117 |
| Free throw pct | .704 | .715 | * 01/30/20 | at North Carolina | L 68-78 | 1967 |
| F-Throws made per game | 10.8 | 11.8 | * 02/02/20 | SYRACUSE | W 57-41 | 2649 |
| REBOUNDS | 443 | 466 | * 02/06/20 | CLEMSON | W 70-54 | 2229 |
| Rebounds per game | 34.1 | 35.8 | * 02/09/20 | at Florida St. | L 55-63 | 3221 |
| Rebounding margin | -1.8 | - | | | | |
| ASSISTS | 177 | 175 | | | | |
| Assists per game | 13.6 | 13.5 | | | | |
| TURNOVERS | 213 | 232 | | | | |
| Turnovers per game | 16.4 | 17.8 | | | | |
| Turnover margin | +1.5 | - | | | | |
| Assist/turnover ratio | 0.8 | 0.8 | | | | |
| STEALS | 99 | 111 | | | | |
| Steals per game | 7.6 | 8.5 | | | | |
| BLOCKS | 33 | 55 | | | | |
| Blocks per game | 2.5 | 4.2 | | | | |
| ATTENDANCE | 19271 | 22006 | | | | |
| Home games-Avg/Game | 6-3212 | 7-3144 | | | | |
| Neutral site-Avg/Game | - | 0-0 | | | | |

* - Conference game

| Score by Periods | 1st | 2nd | 3rd | 4th | Totals |
|-------------------------|------------|------------|------------|------------|---------------|
| Virginia | 171 | 195 | 196 | 244 | 806 |
| Opponents | 194 | 195 | 196 | 234 | 819 |

Official Basketball Box Score -- Game Totals -- Final Statistics
Bucknell vs Virginia
11/05/19 7:00 pm at

Bucknell 60 • 0-1,0-0 Patriot

| # | Player | Total | | 3-Ptr | | Rebounds | | | PF | TP | A | TO | Blk | Stl | Min |
|---------------|----------------|--------|--------|--------|-------|----------|-----|----|----|----|---|----|-----|-----|-----|
| | | FG-FGA | FG-FGA | FT-FTA | Off | Def | Tot | | | | | | | | |
| 03 | Tessa Brugler | f | 1-3 | 0-1 | 0-0 | 2 | 1 | 3 | 3 | 2 | 1 | 1 | 0 | 1 | 19 |
| 04 | Ellie Mack | f | 7-13 | 3-6 | 2-2 | 1 | 4 | 5 | 3 | 19 | 1 | 2 | 1 | 1 | 36 |
| 12 | Marly Walls | g | 4-8 | 1-3 | 0-1 | 1 | 3 | 4 | 3 | 9 | 2 | 5 | 0 | 3 | 35 |
| 23 | Ally Johnson | g | 3-9 | 1-6 | 6-6 | 0 | 0 | 0 | 2 | 13 | 0 | 4 | 0 | 1 | 32 |
| 25 | Abby Kapp | g | 0-1 | 0-0 | 0-0 | 0 | 1 | 1 | 2 | 0 | 1 | 1 | 0 | 0 | 17 |
| 04 | Gia Hayes | g | 0-0 | 0-0 | 0-0 | 0 | 0 | 0 | 1 | 0 | 0 | 0 | 0 | 0 | 6 |
| 11 | Taylor O'Brien | g | 5-9 | 2-5 | 1-2 | 0 | 1 | 1 | 4 | 13 | 0 | 1 | 0 | 1 | 23 |
| 14 | Tai Johnson | g | 0-3 | 0-2 | 0-0 | 0 | 0 | 0 | 0 | 0 | 0 | 0 | 0 | 0 | 7 |
| 21 | Carly Krsul | g | 0-0 | 0-0 | 2-2 | 0 | 0 | 0 | 2 | 2 | 0 | 0 | 0 | 0 | 5 |
| 24 | Autumn Ceppi | g | 1-7 | 0-0 | 0-0 | 0 | 1 | 1 | 3 | 2 | 1 | 0 | 0 | 2 | 19 |
| 52 | Emma Shaffer | g | 0-0 | 0-0 | 0-0 | 0 | 0 | 0 | 0 | 0 | 0 | 0 | 0 | 0 | 1 |
| Team | | | | | | 2 | 2 | 4 | | 2 | | | | | |
| Totals | | | 21-53 | 7-23 | 11-13 | 6 | 13 | 19 | 23 | 60 | 6 | 16 | 1 | 9 | 200 |

1st - FG %: 6-16 37.5% 2nd: 4-11 36.4% 3rd: 5-13 38.5% 4th: 6-13 46.2% Game: 21-53 39.6% Deadball Rebounds 0,1
 3FG %: 2-5 40.0% 1-2 50.0% 3-4 75.0% 1-8 12.5% 7-23 30.4%
 FT %: 0-0 0.0%

Virginia 84 • 1-0,0-0 ACC

| # | Player | Total | | 3-Ptr | | Rebounds | | | PF | TP | A | TO | Blk | Stl | Min |
|---------------|----------------------|--------|--------|--------|-------|----------|-----|----|----|----|----|----|-----|-----|-----|
| | | FG-FGA | FG-FGA | FT-FTA | Off | Def | Tot | | | | | | | | |
| 21 | Dani Lawson | f | 0-2 | 0-0 | 0-0 | 0 | 4 | 4 | 3 | 0 | 0 | 0 | 0 | 0 | 14 |
| 00 | Dylan Horton | g | 1-3 | 1-1 | 1-2 | 0 | 2 | 2 | 2 | 4 | 1 | 1 | 0 | 1 | 12 |
| 13 | Jocelyn Willoughby | g | 9-15 | 3-3 | 10-11 | 4 | 7 | 11 | 1 | 31 | 3 | 3 | 0 | 3 | 34 |
| 14 | Lisa Jablonowski | g | 7-8 | 0-1 | 2-2 | 2 | 3 | 5 | 1 | 16 | 1 | 0 | 0 | 1 | 32 |
| 23 | Amandine Toi | g | 3-6 | 2-3 | 3-5 | 0 | 1 | 1 | 3 | 11 | 6 | 7 | 0 | 1 | 35 |
| 01 | Carole Miller | g | 4-7 | 0-1 | 1-2 | 0 | 4 | 4 | 2 | 9 | 4 | 1 | 1 | 2 | 28 |
| 12 | Meg Jefferson | g | 2-4 | 0-0 | 2-2 | 1 | 1 | 2 | 4 | 6 | 1 | 0 | 0 | 0 | 18 |
| 15 | Kylie Kornegay-Lucas | g | 2-6 | 0-2 | 3-4 | 2 | 3 | 5 | 4 | 7 | 4 | 3 | 0 | 0 | 27 |
| Team | | | | | | 1 | 3 | 4 | | | | | | | |
| Totals | | | 28-51 | 6-11 | 22-28 | 10 | 28 | 38 | 20 | 84 | 20 | 15 | 1 | 8 | 200 |

1st - FG %: 6-12 50.0% 2nd: 7-12 58.3% 3rd: 7-14 50.0% 4th: 8-13 61.5% Game: 28-51 54.9% Deadball Rebounds 5
 3FG %: 2-2 100.0% 2-3 66.7% 0-3 0.0% 2-3 66.7% 6-11 54.5%
 FT %: 4-6 66.7% 2-2 100.0% 13-16 81.3% 22-28 78.6%

Officials: Ryan Durham,Thomas Danasher,Norma Jones
 Technical fouls: Bucknell-None, Virginia-None.
 Attendance: 2505
 2019-20 Women's Basketball, Round: 0, Bucknell vs Virginia, Played at John Paul

| Score by periods | 1st | 2nd | 3rd | 4th | Total |
|------------------|-----|-----|-----|-----|-------|
| Bucknell | 14 | 12 | 15 | 19 | 60 |
| Virginia | 18 | 19 | 16 | 31 | 84 |

| | In | Off | 2nd | Fast | Bench |
|----------|-------|-----|--------|-------|-------|
| Points | Paint | T/O | Chance | Break | |
| Bucknell | 20 | 11 | 10 | 0 | 17 |
| VA | 28 | 22 | 7 | 8 | 22 |

Last FG - Buck 4th-05:36, VA 4th-00:38.
 Largest lead - Buck None, VA by 26 4th-01:15.
 Buck led for 00:00, VA led for 38:38, Game was tied for 01:22.

Score tied - 2 times.
 Lead changed - 0 times.

Official Basketball Box Score -- Game Totals -- Final Statistics
Virginia vs Southern California
11/09/19 2:00 pm at

Virginia 49 • 1-1,0-0 ACC

| # | Player | Total | | 3-Ptr | | Rebounds | | | PF | TP | A | TO | Blk | Stl | Min |
|---------------|----------------------|--------|--------|--------|-------|----------|-----|----|----|----|----|----|-----|-----|-----|
| | | FG-FGA | FG-FGA | FT-FTA | Off | Def | Tot | | | | | | | | |
| 21 | Dani Lawson | f | 0-4 | 0-0 | 0-0 | 1 | 3 | 4 | 0 | 0 | 0 | 1 | 2 | 0 | 8 |
| 01 | Carole Miller | g | 3-9 | 0-0 | 3-6 | 2 | 7 | 9 | 4 | 9 | 1 | 1 | 0 | 1 | 24 |
| 13 | Jocelyn Willoughby | g | 4-15 | 2-2 | 2-2 | 2 | 2 | 4 | 2 | 10 | 3 | 4 | 0 | 2 | 40 |
| 14 | Lisa Jablonowski | g | 6-13 | 0-1 | 1-1 | 5 | 4 | 9 | 3 | 13 | 1 | 2 | 0 | 3 | 35 |
| 23 | Amandine Toi | g | 1-8 | 0-3 | 2-4 | 0 | 1 | 1 | 2 | 4 | 2 | 1 | 0 | 1 | 30 |
| 00 | Dylan Horton | g | 2-7 | 1-4 | 0-0 | 1 | 2 | 3 | 0 | 5 | 0 | 1 | 0 | 0 | 13 |
| 04 | Dominique Toussaint | g | 3-11 | 0-4 | 1-2 | 0 | 7 | 7 | 2 | 7 | 2 | 2 | 0 | 1 | 30 |
| 12 | Meg Jefferson | g | 0-1 | 0-0 | 0-0 | 1 | 1 | 2 | 1 | 0 | 0 | 0 | 0 | 1 | 6 |
| 15 | Kylie Kornegay-Lucas | g | 0-5 | 0-1 | 1-2 | 2 | 6 | 8 | 2 | 1 | 1 | 0 | 0 | 0 | 14 |
| Team | | | | | | 2 | 1 | 3 | | | | | | | |
| Totals | | | 19-73 | 1-15 | 10-17 | 16 | 34 | 50 | 16 | 49 | 10 | 12 | 2 | 9 | 200 |

1st - FG %: 5-15 33.3% 2nd: 3-22 13.6% 3rd: 6-21 28.6% 4th: 5-15 33.3% Game: 19-73 26.0% Deadball Rebounds 6,1
 3FG %: 0-1 0.0% 1-9 11.1% 0-4 0.0% 0-1 0.0% 1-15 6.7%
 FT %: 0-0 0.0% 2-4 50.0% 4-5 80.0% 4-8 50.0%

Southern California 59 • 2-0,0-0 Pac-12

| # | Player | Total | | 3-Ptr | | Rebounds | | | PF | TP | A | TO | Blk | Stl | Min |
|---------------|------------------|--------|--------|--------|-------|----------|-----|----|----|----|---|----|-----|-----|-----|
| | | FG-FGA | FG-FGA | FT-FTA | Off | Def | Tot | | | | | | | | |
| 35 | Alissa Pili | f | 4-8 | 0-0 | 0-0 | 1 | 2 | 3 | 2 | 8 | 0 | 1 | 2 | 0 | 16 |
| 04 | Endyia Rogers | g | 2-16 | 0-8 | 6-7 | 1 | 5 | 6 | 1 | 10 | 0 | 1 | 1 | 0 | 32 |
| 05 | Stephanie Watts | g | 5-12 | 1-5 | 3-4 | 1 | 11 | 12 | 3 | 14 | 1 | 3 | 5 | 2 | 32 |
| 22 | Kyra White | g | 0-0 | 0-0 | 0-0 | 0 | 3 | 3 | 1 | 0 | 1 | 1 | 2 | 0 | 32 |
| 24 | Desiree Caldwell | g | 3-9 | 1-3 | 4-4 | 0 | 2 | 2 | 3 | 11 | 5 | 4 | 0 | 0 | 33 |
| 01 | Kayla Overbeck | g | 1-4 | 0-0 | 2-4 | 3 | 6 | 9 | 0 | 4 | 1 | 0 | 1 | 0 | 12 |
| 11 | Aliyah Jeune | g | 1-5 | 1-4 | 0-0 | 1 | 4 | 5 | 2 | 3 | 0 | 1 | 1 | 0 | 14 |
| 15 | Angel Jackson | g | 3-5 | 0-0 | 3-4 | 0 | 3 | 3 | 2 | 9 | 0 | 1 | 1 | 0 | 12 |
| 25 | Alyson Miura | g | 0-3 | 0-3 | 0-0 | 0 | 0 | 0 | 1 | 0 | 0 | 0 | 0 | 1 | 17 |
| Team | | | | | | 2 | 2 | 4 | | | | | | | |
| Totals | | | 19-62 | 3-23 | 18-23 | 9 | 38 | 47 | 15 | 59 | 8 | 12 | 13 | 3 | 200 |

1st - FG %: 4-18 22.2% 2nd: 4-14 28.6% 3rd: 6-18 33.3% 4th: 5-12 41.7% Game: 19-62 30.6% Deadball Rebounds 4,1
 3FG %: 1-7 14.3% 0-7 0.0% 1-6 16.7% 1-3 33.3% 3-23 13.0%
 FT %: 2-2 100.0% 3-4 75.0% 7-9 77.8% 6-8 75.0%

Officials: Alecia Murray,Benny Luna,Michael Price
 Technical fouls: Virginia-None, Southern California-None.
 Attendance: 1362
 2019-20 Women's Basketball, Round: 0, Southern California vs Virginia, Played

| Score by periods | 1st | 2nd | 3rd | 4th | Total |
|---------------------|-----|-----|-----|-----|-------|
| Virginia | 10 | 9 | 16 | 14 | 49 |
| Southern California | 11 | 11 | 20 | 17 | 59 |

| | In | Off | 2nd | Fast | Bench |
|--------|-------|-----|--------|-------|-------|
| Points | Paint | T/O | Chance | Break | |
| VA | 22 | 14 | 9 | 11 | 13 |
| USC | 32 | 11 | 7 | 11 | 16 |

Last FG - VA 4th-02:58, USC 4th-03:10.
 Largest lead - VA by 2 1st-08:09, USC by 12 4th-03:39.
 VA led for 01:06, USC led for 35:09, Game was tied for 03:45.

Score tied - 3 times.
 Lead changed - 4 times.

Official Basketball Box Score -- Game Totals -- Final Statistics
Virginia 72 vs CSUN
11/12/19 4:00 pm at

Virginia 72 • 2-1,0-0 ACC

| # | Player | Total | | 3-Ptr | | Rebounds | | | PF | TP | A | TO | Blk | Stl | Min |
|---------------|----------------------|--------|--------|--------|-------|----------|-----|----|----|----|----|----|-----|-----|-----|
| | | FG-FGA | FG-FGA | FT-FTA | Off | Def | Tot | | | | | | | | |
| 21 | Dani Lawson | f | 0-2 | 0-0 | 0-2 | 0 | 1 | 1 | 1 | 0 | 0 | 0 | 0 | 0 | 12 |
| 04 | Dominique Toussaint | g | 5-8 | 2-4 | 0-0 | 0 | 6 | 6 | 1 | 12 | 7 | 2 | 1 | 1 | 29 |
| 13 | Jocelyn Willoughby | g | 6-12 | 3-7 | 4-4 | 0 | 7 | 7 | 3 | 19 | 4 | 1 | 3 | 0 | 35 |
| 14 | Lisa Jablonowski | g | 3-8 | 1-2 | 0-0 | 2 | 0 | 2 | 1 | 7 | 0 | 3 | 0 | 2 | 30 |
| 23 | Amandine Toi | g | 5-7 | 2-2 | 0-0 | 2 | 2 | 2 | 12 | 1 | 4 | 0 | 1 | 0 | 30 |
| 00 | Dylan Horton | g | 0-4 | 0-3 | 2-2 | 0 | 1 | 1 | 2 | 2 | 1 | 0 | 0 | 0 | 15 |
| 01 | Carole Miller | g | 4-8 | 1-1 | 1-2 | 1 | 5 | 6 | 2 | 10 | 1 | 4 | 0 | 3 | 19 |
| 12 | Meg Jefferson | g | 1-1 | 0-0 | 0-0 | 1 | 0 | 1 | 0 | 2 | 0 | 2 | 0 | 0 | 10 |
| 15 | Kylie Kornegay-Lucas | g | 2-4 | 0-0 | 4-4 | 4 | 5 | 9 | 1 | 8 | 3 | 3 | 1 | 1 | 20 |
| Team | | | | | | 1 | 4 | 5 | | | | | | | |
| Totals | | | 26-54 | 9-19 | 11-14 | 9 | 31 | 40 | 13 | 72 | 17 | 19 | 5 | 9 | 200 |

1st - FG %: 6-17 35.3% 2nd: 3-8 37.5% 3rd: 10-13 76.9% 4th: 7-16 43.8% Game: 26-54 48.1% Deadball Rebounds 1
 3FG %: 2-6 33.3% 0-0 0.0% 2-2 100.0% 7-10 70.0% 1-3 33.3% 9-19 47.4%
 FT %: 2-2 100.0% 0-0 0.0% 2-2 100.0% 7-10 70.0%

CSUN 47 • 0-3,0-0 Big West

| # | Player | Total | | 3-Ptr | | Rebounds | | | PF | TP | A | TO | Blk | Stl | Min |
|----|-------------------|--------|--------|--------|-----|----------|-----|---|----|----|---|----|-----|-----|-----|
| | | FG-FGA | FG-FGA | FT-FTA | Off | Def | Tot | | | | | | | | |
| 55 | De'Jonae Calloway | f | 4-8 | 0-0 | 2-2 | 4 | 4 | 8 | 0 | 10 | 1 | 1 | 0 | 1 | 26 |
| 04 | Lauren Shymkewicz | c | 3-10 | 0-3 | 0-0 | 2 | 5 | 7 | 3 | 6 | 0 | 1 | 1 | 0 | 30 |
| 41 | Jordan Jackson | g | 2-9 | 1-6 | 1-2 | 0 | 1 | 1 | 2 | 6 | 1 | 1 | 0 | 0 | 24 |
| 12 | Meghann Henderson | g | 2-10 | 1-3 | 2-4 | 1 | 0 | 1 | 0 | 7 | 1 | 3 | 1 | 4 | 29 |

Official Basketball Box Score -- Game Totals -- Final Statistics
Virginia vs UConn
11/19/19 7:00 pm at

Virginia 44 • 2-3,0-0 ACC

| # | Player | Total | | 3-Ptr | | Rebounds | | | PF | TP | A | T | Blk | Stl | Min |
|--------|----------------------|-------|-------|-------|-------|----------|-----|-----|----|----|---|----|-----|-----|-----|
| | | FG | FGA | FG | FGA | FT | FTA | Off | | | | | | | |
| 21 | Dani Lawson | f | 0-5 | 0-0 | 0-0 | 0 | 3 | 3 | 0 | 1 | 1 | 0 | 0 | 21 | |
| 04 | Dominique Toussaint | g | 3-6 | 1-3 | 0-0 | 0 | 2 | 2 | 1 | 7 | 1 | 2 | 0 | 3 | |
| 13 | Jocelyn Willoughby | g | 3-15 | 0-2 | 7-8 | 3 | 4 | 7 | 3 | 13 | 1 | 3 | 0 | 31 | |
| 14 | Lisa Jablonowski | g | 2-6 | 1-1 | 2-4 | 4 | 3 | 7 | 3 | 7 | 1 | 3 | 0 | 27 | |
| 23 | Amandine Toi | g | 1-6 | 0-2 | 0-0 | 0 | 0 | 0 | 3 | 2 | 2 | 2 | 0 | 23 | |
| 00 | Dylan Horton | g | 2-5 | 2-4 | 0-0 | 0 | 1 | 1 | 1 | 6 | 1 | 2 | 0 | 10 | |
| 01 | Carole Miller | g | 2-7 | 2-3 | 0-0 | 1 | 4 | 5 | 2 | 6 | 0 | 2 | 0 | 29 | |
| 12 | Meg Jefferson | g | 0-1 | 0-0 | 0-0 | 1 | 1 | 2 | 0 | 0 | 1 | 0 | 0 | 4 | |
| 15 | Kylie Kornegay-Lucas | g | 1-6 | 0-1 | 1-2 | 2 | 2 | 4 | 4 | 3 | 1 | 2 | 1 | 23 | |
| Team | | | | | | 2 | 2 | 4 | | | 1 | | | | |
| Totals | | | 14-57 | 6-16 | 10-14 | 13 | 22 | 35 | 20 | 44 | 8 | 19 | 1 | 5 | |

1st - FG %: 4-14 28.6% 2nd: 2-14 14.3% 3rd: 4-14 28.6% 4th: 4-15 26.7% Game: 6-16 37.5% Deadball Rebounds 2
 3FG %: 1-4 25.0% 2-6 33.3% 1-4 25.0% 2-2 100.0% 6-16 37.5%
 FT %: 1-4 25.0% 1-2 50.0% 8-8 100.0% 0-0 0.0% 10-14 71.4%

UConn 83 • 4-0,1-0 AAC

| # | Player | Total | | 3-Ptr | | Rebounds | | | PF | TP | A | T | Blk | Stl | Min |
|--------|---------------------|-------|-------|-------|-------|----------|-----|-----|----|----|----|----|-----|-----|-----|
| | | FG | FGA | FG | FGA | FT | FTA | Off | | | | | | | |
| 03 | Megan Walker | f | 7-15 | 2-3 | 3-4 | 2 | 7 | 9 | 2 | 19 | 3 | 1 | 0 | 1 | 33 |
| 20 | Olivia Nelson-Ododa | f | 3-4 | 0-0 | 3-4 | 1 | 5 | 6 | 3 | 9 | 2 | 3 | 4 | 1 | 19 |
| 05 | Crystal Dangerfield | g | 3-9 | 2-6 | 0-0 | 0 | 4 | 4 | 1 | 8 | 1 | 0 | 0 | 3 | |
| 13 | Christyn Williams | g | 7-14 | 1-6 | 2-3 | 1 | 2 | 3 | 3 | 17 | 2 | 0 | 0 | 31 | |
| 24 | Anna Makurat | g | 4-9 | 2-6 | 0-0 | 1 | 5 | 6 | 2 | 10 | 5 | 2 | 1 | 29 | |
| 10 | Molly Bent | g | 0-0 | 0-0 | 0-0 | 0 | 0 | 0 | 1 | 0 | 1 | 0 | 0 | 11 | |
| 14 | Evelyn Adebayo | g | 0-1 | 0-0 | 1-2 | 0 | 0 | 0 | 0 | 1 | 0 | 0 | 0 | 6 | |
| 25 | Kyla Irwin | g | 4-4 | 2-2 | 3-4 | 3 | 3 | 6 | 0 | 13 | 5 | 2 | 2 | 24 | |
| 44 | Aubrey Griffin | g | 2-3 | 0-0 | 2-5 | 1 | 2 | 3 | 1 | 6 | 2 | 2 | 0 | 15 | |
| Team | | | | | | 1 | 4 | 5 | | | | | | | |
| Totals | | | 30-59 | 9-23 | 14-22 | 10 | 32 | 42 | 13 | 83 | 21 | 10 | 7 | 11 | |

1st - FG %: 10-16 62.5% 2nd: 6-15 40.0% 3rd: 8-17 47.1% 4th: 6-11 54.5% Game: 30-59 50.8% Deadball Rebounds 5
 3FG %: 3-4 75.0% 1-5 20.0% 3-8 37.5% 2-6 33.3% 9-22 40.9%
 FT %: 3-5 60.0% 3-4 75.0% 3-4 75.0% 5-9 55.6% 14-22 63.6%

Officials: Krystle Apellaniz, Mark Resch, Bruce Morris
 Technical fouls: Virginia-None. UConn-None.
 Attendance: 7728
 2019-20 Women's Basketball. Round: 0. UConn vs Virginia. Played at Harry A. Ga

| Score by periods | 1st | 2nd | 3rd | 4th | Total |
|------------------|-----|-----|-----|-----|-------|
| Virginia | 10 | 7 | 17 | 10 | 44 |
| UConn | 26 | 16 | 22 | 19 | 83 |

Last FG - VA 4th-01:16. UConn 4th-01:35.
 Largest lead - VA by 4 1st-08:36. UConn by 41 4th-01:35.
 VA led for 03:29. UConn led for 35:24. Game was tied for 01:07.

Score tied - 1 time.
 Lead changed - 3 times.

Official Basketball Box Score -- Game Totals -- Final Statistics
Old Dominion vs Virginia
11/24/19 2:00 pm at

Old Dominion 53 • 3-1,0-0 C-USA

| # | Player | Total | | 3-Ptr | | Rebounds | | | PF | TP | A | T | Blk | Stl | Min |
|--------|-----------------|-------|-------|-------|------|----------|-----|-----|----|----|---|----|-----|-----|-----|
| | | FG | FGA | FG | FGA | FT | FTA | Off | | | | | | | |
| 23 | Amari Young | f | 2-6 | 0-2 | 0-2 | 3 | 5 | 8 | 4 | 4 | 0 | 2 | 1 | 5 | 40 |
| 25 | Ashley Scott | c | 0-0 | 0-0 | 0-0 | 0 | 0 | 0 | 0 | 2 | 0 | 0 | 0 | 15 | |
| 03 | Ajah Wayne | g | 4-13 | 0-4 | 3-7 | 2 | 3 | 5 | 3 | 11 | 2 | 1 | 0 | 4 | |
| 05 | Victoria Morris | g | 8-21 | 8-18 | 2-2 | 0 | 7 | 7 | 0 | 26 | 1 | 2 | 0 | 37 | |
| 11 | Taylor Edwards | g | 4-14 | 0-0 | 0-0 | 0 | 5 | 5 | 4 | 8 | 2 | 3 | 0 | 24 | |
| 01 | Mariah Adams | g | 0-8 | 0-2 | 0-0 | 0 | 2 | 2 | 0 | 2 | 0 | 0 | 0 | 23 | |
| 04 | Aziah Hudson | g | 1-3 | 0-2 | 0-0 | 0 | 0 | 0 | 0 | 2 | 1 | 0 | 0 | 13 | |
| 12 | Amaya Register | g | 0-3 | 0-2 | 0-0 | 0 | 1 | 1 | 0 | 0 | 1 | 2 | 0 | 13 | |
| 14 | Dejah Carter | g | 0-0 | 0-0 | 0-0 | 0 | 1 | 1 | 0 | 0 | 0 | 1 | 0 | 2 | |
| 31 | Marie Reichert | g | 1-4 | 0-0 | 0-0 | 5 | 1 | 6 | 4 | 2 | 0 | 0 | 3 | 22 | |
| Team | | | | | | 4 | 1 | 5 | | | 3 | | | | |
| Totals | | | 20-72 | 8-30 | 5-11 | 14 | 26 | 40 | 21 | 53 | 9 | 14 | 4 | 14 | |

1st - FG %: 4-18 22.2% 2nd: 3-17 17.6% 3rd: 6-13 46.2% 4th: 4-15 26.7% Game: 20-72 27.8% Deadball Rebounds 4
 3FG %: 1-6 16.7% 2-6 33.3% 3-7 42.9% 1-6 16.7% 8-30 26.7%
 FT %: 0-0 0.0% 1-2 50.0% 2-3 66.7% 5-11 45.5%

Virginia 56 • 3-3,0-0 ACC

| # | Player | Total | | 3-Ptr | | Rebounds | | | PF | TP | A | T | Blk | Stl | Min |
|--------|----------------------|-------|-------|-------|-------|----------|-----|-----|----|----|---|----|-----|-----|-----|
| | | FG | FGA | FG | FGA | FT | FTA | Off | | | | | | | |
| 01 | Carole Miller | g | 2-5 | 0-1 | 1-1 | 2 | 7 | 9 | 3 | 5 | 1 | 1 | 0 | 0 | 39 |
| 04 | Dominique Toussaint | g | 4-12 | 0-2 | 1-2 | 1 | 5 | 6 | 2 | 9 | 2 | 4 | 1 | 2 | |
| 13 | Jocelyn Willoughby | g | 2-9 | 1-3 | 2-4 | 1 | 7 | 8 | 3 | 7 | 0 | 5 | 0 | 35 | |
| 14 | Lisa Jablonowski | g | 1-7 | 0-3 | 2-2 | 1 | 2 | 3 | 2 | 4 | 1 | 2 | 1 | 45 | |
| 23 | Amandine Toi | g | 0-4 | 0-3 | 0-0 | 0 | 2 | 2 | 0 | 0 | 1 | 3 | 0 | 15 | |
| 00 | Dylan Horton | g | 0-0 | 0-0 | 0-0 | 0 | 1 | 1 | 0 | 0 | 0 | 0 | 0 | 3 | |
| 12 | Meg Jefferson | g | 0-1 | 0-0 | 0-0 | 2 | 3 | 5 | 0 | 0 | 2 | 0 | 0 | 5 | |
| 15 | Kylie Kornegay-Lucas | g | 10-18 | 1-5 | 10-11 | 3 | 9 | 12 | 3 | 31 | 1 | 4 | 1 | 41 | |
| Team | | | | | | 1 | 3 | 4 | | | | | | | |
| Totals | | | 19-56 | 2-17 | 16-20 | 11 | 39 | 50 | 13 | 56 | 6 | 21 | 3 | 5 | |

1st - FG %: 3-15 20.0% 2nd: 4-13 30.8% 3rd: 4-8 50.0% 4th: 5-13 38.5% Game: 19-56 33.9% Deadball Rebounds 4,1
 3FG %: 0-4 0.0% 1-5 20.0% 0-2 0.0% 1-5 20.0% 16-20 80.0%
 FT %: 0-0 0.0% 0-0 0.0% 6-7 85.7% 6-6 100.0%

Officials: Michael DoCouto, Kristi Vera, Jennifer Rezac
 Technical fouls: Old Dominion-None. Virginia-None.
 Attendance: 2522
 2019-20 Women's Basketball. Round: 0. Old Dominion vs Virginia. Played at John

| Score by periods | 1st | 2nd | 3rd | 4th | OT | Total |
|------------------|-----|-----|-----|-----|----|-------|
| Old Dominion | 9 | 10 | 16 | 11 | 7 | 53 |
| Virginia | 6 | 9 | 14 | 17 | 10 | 56 |

Last FG - ODU OT-00:07. VA OT-00:30.
 Largest lead - ODU by 11 3rd-05:10. VA by 5 OT-00:30.
 ODU led for 34:23. VA led for 07:17. Game was tied for 03:20.

Score tied - 3 times.
 Lead changed - 7 times.

Official Basketball Box Score -- Game Totals -- Final Statistics
James Madison vs Virginia
11/30/19 2:00 pm at

James Madison 49 • 5-2,0-0 CAA

| # | Player | Total | | 3-Ptr | | Rebounds | | | PF | TP | A | T | Blk | Stl | Min |
|--------|----------------------|-------|-------|-------|------|----------|-----|-----|----|----|---|----|-----|-----|-----|
| | | FG | FGA | FG | FGA | FT | FTA | Off | | | | | | | |
| 31 | Kayla Cooper-William | c | 2-5 | 0-0 | 0-1 | 2 | 5 | 7 | 2 | 4 | 1 | 3 | 4 | 2 | 37 |
| 03 | Kamiah Smalls | g | 5-13 | 3-5 | 3-4 | 1 | 4 | 5 | 5 | 16 | 1 | 4 | 0 | 1 | |
| 04 | Madison Green | g | 2-7 | 2-7 | 1-2 | 0 | 3 | 3 | 2 | 7 | 2 | 4 | 0 | 2 | |
| 15 | Lexie Barrier | g | 2-7 | 2-6 | 0-0 | 0 | 1 | 1 | 2 | 6 | 2 | 1 | 0 | 1 | |
| 55 | Jackie Benitez | g | 2-16 | 0-8 | 3-4 | 1 | 2 | 3 | 0 | 7 | 1 | 0 | 0 | 26 | |
| 00 | Nikki Oppenheimer | g | 1-1 | 1-1 | 0-0 | 1 | 1 | 1 | 3 | 0 | 1 | 0 | 1 | 10 | |
| 02 | Jaylin Carodine | g | 0-0 | 0-0 | 0-2 | 2 | 2 | 4 | 2 | 0 | 0 | 1 | 0 | 5 | |
| 05 | Breyenne Bellerand | g | 0-0 | 0-0 | 0-0 | 0 | 0 | 0 | 1 | 0 | 0 | 0 | 0 | 2 | |
| 21 | Rayne Tucker | g | 0-0 | 0-0 | 0-0 | 0 | 0 | 0 | 0 | 0 | 0 | 0 | 0 | 1 | |
| 30 | Kiki Jefferson | g | 1-4 | 0-0 | 0-0 | 1 | 4 | 5 | 2 | 2 | 0 | 2 | 0 | 18 | |
| 42 | Devon Merritt | g | 2-4 | 0-0 | 0-0 | 0 | 3 | 3 | 0 | 4 | 0 | 2 | 0 | 21 | |
| Team | | | | | | 5 | 0 | 5 | | | 3 | | | | |
| Totals | | | 17-57 | 8-27 | 7-13 | 12 | 25 | 37 | 17 | 49 | 7 | 21 | 4 | 8 | |

1st - FG %: 2-17 11.8% 2nd: 5-12 41.7% 3rd: 7-13 53.8% 4th: 3-15 20.0% Game: 17-57 29.8% Deadball Rebounds 6,1
 3FG %: 0-7 0.0% 2-7 28.6% 5-7 71.4% 1-6 16.7% 8-27 29.6%
 FT %: 3-6 50.0% 1-2 50.0% 0-0 0.0% 3-5 60.0% 7-13 53.8%

Virginia 55 • 4-3,0-0 ACC

| # | Player | Total | | 3-Ptr | | Rebounds | | | PF | TP | A | T | Blk | Stl | Min |
|--------|----------------------|-------|-------|-------|-------|----------|-----|-----|----|----|---|---|-----|-----|-----|
| | | FG | FGA | FG | FGA | FT | FTA | Off | | | | | | | |
| 01 | Carole Miller | g | 1-7 | 0-1 | 0-0 | 3 | 4 | 7 | 1 | 2 | 0 | 1 | 1 | 1 | 35 |
| 04 | Dominique Toussaint | g | 4-10 | 0-3 | 0-2 | 0 | 1 | 1 | 3 | 8 | 2 | 2 | 2 | 1 | |
| 13 | Jocelyn Willoughby | g | 9-19 | 2-3 | 8-8 | 2 | 14 | 16 | 4 | 28 | 3 | 6 | 0 | 1 | |
| 14 | Lisa Jablonowski | g | 4-6 | 1-1 | 0-0 | 2 | 6 | 8 | 0 | 9 | 2 | 1 | 0 | 3 | |
| 23 | Amandine Toi | g | 0-2 | 0-1 | 0-0 | 0 | 1 | 1 | 3 | 0 | 0 | 1 | 0 | 0 | |
| 00 | Dylan Horton | g | 0-2 | 0-2 | 1-2 | 0 | 0 | 0 | 0 | 1 | 0 | 0 | 0 | 1 | |
| 12 | Meg Jefferson | g | 0-0 | 0-0 | 0-0 | 0 | 0 | 0 | 0 | 0 | 1 | 0 | 0 | 2 | |
| 15 | Kylie Kornegay-Lucas | g | 1-6 | 0-1 | 5-6 | 3 | 1 | 4 | 3 | 7 | 0 | 4 | 1 | 17 | |
| 21 | Dani Lawson | g | 0-1 | 0-0 | 0-2 | 0 | 0 | 0 | 0 | 0 | 1 | 1 | 0 | 5 | |
| Team | | | | | | 0 | 0 | 0 | | | 2 | | | | |
| Totals | | | 19-53 | 3-12 | 14-20 | 10 | 27 | | | | | | | | |

Official Basketball Box Score -- Game Totals -- Final Statistics
Virginia vs Rutgers
12/05/19 6:00 pm at

Virginia 63 • 4-5,0-0 ACC

| # | Player | g | Total | | 3-Ptr | | Rebounds | | | PF | TP | A | TO | Blk | Stl | Min |
|--------|----------------------|---|--------|--------|--------|-----|----------|-----|----|----|----|----|----|-----|-----|-----|
| | | | FG-FGA | FG-FGA | FT-FTA | Off | Def | Tot | | | | | | | | |
| 01 | Carole Miller | g | 1-1 | 0-0 | 1-2 | 1 | 1 | 2 | 2 | 3 | 1 | 0 | 0 | 1 | 21 | |
| 04 | Dominique Toussaint | g | 3-12 | 0-1 | 1-2 | 1 | 3 | 4 | 4 | 7 | 4 | 3 | 0 | 0 | 34 | |
| 13 | Jocelyn Willoughby | g | 8-17 | 4-6 | 7-8 | 0 | 6 | 6 | 3 | 27 | 1 | 3 | 0 | 0 | 40 | |
| 14 | Lisa Jablonowski | g | 1-4 | 1-2 | 0-0 | 2 | 4 | 6 | 5 | 3 | 0 | 2 | 0 | 1 | 32 | |
| 23 | Amandine Toi | g | 1-1 | 1-1 | 0-0 | 1 | 0 | 1 | 0 | 3 | 0 | 1 | 0 | 0 | 9 | |
| 00 | Dylan Horton | g | 0-2 | 0-1 | 0-0 | 0 | 0 | 0 | 0 | 0 | 0 | 1 | 0 | 0 | 3 | |
| 10 | Shemera Williams | g | 4-10 | 0-1 | 6-11 | 1 | 2 | 3 | 4 | 14 | 3 | 1 | 0 | 2 | 26 | |
| 15 | Kylie Kornegay-Lucas | g | 2-7 | 2-2 | 0-0 | 1 | 3 | 4 | 0 | 6 | 1 | 2 | 0 | 1 | 20 | |
| 21 | Dani Lawson | g | 0-0 | 0-0 | 0-0 | 0 | 1 | 1 | 2 | 0 | 0 | 1 | 1 | 0 | 15 | |
| Team | | | | | | 3 | 2 | 5 | | | 1 | | | | | |
| Totals | | | 20-54 | 8-14 | 15-23 | 10 | 22 | 32 | 20 | 63 | 10 | 15 | 1 | 5 | 200 | |

1st - FG %: 3-11 27.3% 2nd: 7-14 50.0% 3rd: 6-14 42.9% 4th: 4-15 26.7% Game: 20-54 37.0% Deadball Rebounds 5
 3FG %: 1-2 50.0% 2-4 50.0% 3-3 100.0% 2-4 50.0% 8-14 57.1%
 FT %: 2-2 100.0% 6-9 66.7% 2-4 50.0% 2-4 50.0%

Rutgers 73 • 7-1,0-0 Big Ten

| # | Player | g | Total | | 3-Ptr | | Rebounds | | | PF | TP | A | TO | Blk | Stl | Min |
|--------|--------------------|---|--------|--------|--------|-----|----------|-----|----|----|----|----|----|-----|-----|-----|
| | | | FG-FGA | FG-FGA | FT-FTA | Off | Def | Tot | | | | | | | | |
| 13 | Mael Gilles | f | 1-4 | 0-2 | 0-0 | 1 | 1 | 2 | 2 | 2 | 0 | 3 | 0 | 0 | 19 | |
| 44 | Jordan Wallace | c | 6-7 | 0-0 | 1-2 | 2 | 5 | 7 | 4 | 13 | 0 | 3 | 1 | 1 | 30 | |
| 12 | Khadaiha Sanders | g | 4-7 | 1-2 | 5-6 | 0 | 2 | 2 | 2 | 14 | 5 | 1 | 0 | 3 | 40 | |
| 24 | Arella Guirantes | g | 5-12 | 1-2 | 9-13 | 1 | 5 | 6 | 2 | 20 | 4 | 3 | 0 | 0 | 39 | |
| 31 | Tekia Mack | g | 5-11 | 0-4 | 5-5 | 2 | 8 | 10 | 2 | 15 | 2 | 2 | 0 | 1 | 36 | |
| 01 | Zipporah Broughton | g | 2-3 | 2-2 | 0-0 | 0 | 1 | 1 | 3 | 6 | 1 | 0 | 0 | 1 | 12 | |
| 02 | Noga Peleg Peic | g | 1-3 | 1-2 | 0-0 | 0 | 0 | 0 | 2 | 3 | 0 | 0 | 0 | 0 | 10 | |
| 15 | Maori Davenport | g | 0-2 | 0-0 | 0-0 | 0 | 2 | 2 | 2 | 0 | 0 | 1 | 2 | 0 | 10 | |
| 20 | Joiya Maddox | g | 0-0 | 0-0 | 0-0 | 0 | 0 | 0 | 0 | 0 | 1 | 0 | 0 | 0 | 4 | |
| Team | | | | | | 0 | 3 | 3 | | | 2 | | | | | |
| Totals | | | 24-49 | 5-14 | 20-26 | 6 | 27 | 33 | 19 | 73 | 13 | 15 | 3 | 6 | 200 | |

1st - FG %: 9-17 52.9% 2nd: 6-13 46.2% 3rd: 6-11 54.5% 4th: 3-8 37.5% Game: 24-49 49.0% Deadball Rebounds 3
 3FG %: 1-4 25.0% 3-6 50.0% 1-3 33.3% 0-1 0.0% 5-14 35.7%
 FT %: 2-2 100.0% 1-1 100.0% 3-4 75.0% 14-19 73.7% 20-26 76.9%

Officials: Bruce Morris, Bryan Enterline, Felicia Grinter
 Technical fouls: Virginia-None. Rutgers-None.
 Attendance: 1597
 2019-20 Women's Basketball. Round: 0. Rutgers vs Virginia. Played at Rutgers A

| Score by periods | 1st | 2nd | 3rd | 4th | Total |
|------------------|-----|-----|-----|-----|-------|
| Virginia | 9 | 22 | 17 | 15 | 63 |
| Rutgers | 21 | 16 | 16 | 20 | 73 |

Last FG - VA 4th-00:45, RU 4th-03:24.
 Largest lead - VA None, RU by 14 1st-02:00.
 VA led for 00:00. RU led for 38:00. Game was tied for 02:00.
 Score tied - 0 times.
 Lead changed - 0 times.

Official Basketball Box Score -- Game Totals -- Final Statistics
Virginia vs UNLV
12/20/19 2:00 pm at

Virginia 63 • 5-5,0-0 ACC

| # | Player | g | Total | | 3-Ptr | | Rebounds | | | PF | TP | A | TO | Blk | Stl | Min |
|--------|---------------------|---|--------|--------|--------|-----|----------|-----|----|----|----|----|----|-----|-----|-----|
| | | | FG-FGA | FG-FGA | FT-FTA | Off | Def | Tot | | | | | | | | |
| 01 | Carole Miller | g | 2-5 | 0-0 | 3-6 | 1 | 7 | 8 | 1 | 7 | 0 | 1 | 0 | 0 | 27 | |
| 04 | Dominique Toussaint | g | 4-8 | 1-1 | 0-0 | 0 | 5 | 5 | 2 | 9 | 5 | 2 | 0 | 1 | 27 | |
| 13 | Jocelyn Willoughby | g | 5-9 | 1-2 | 6-6 | 1 | 9 | 10 | 1 | 17 | 3 | 6 | 0 | 4 | 37 | |
| 14 | Lisa Jablonowski | g | 3-10 | 0-1 | 4-6 | 3 | 7 | 3 | 10 | 2 | 1 | 0 | 2 | 28 | | |
| 23 | Amandine Toi | g | 0-1 | 0-1 | 0-0 | 0 | 1 | 2 | 0 | 1 | 7 | 0 | 0 | 25 | | |
| 00 | Dylan Horton | g | 0-2 | 0-2 | 0-0 | 0 | 0 | 2 | 0 | 0 | 0 | 0 | 0 | 11 | | |
| 10 | Shemera Williams | g | 4-6 | 2-3 | 3-4 | 1 | 2 | 3 | 3 | 13 | 3 | 4 | 0 | 1 | 25 | |
| 12 | Meg Jefferson | g | 0-0 | 0-0 | 0-0 | 0 | 1 | 1 | 0 | 0 | 0 | 2 | 0 | 0 | 4 | |
| 21 | Dani Lawson | g | 2-4 | 0-0 | 3-4 | 1 | 1 | 2 | 2 | 7 | 0 | 1 | 0 | 16 | | |
| Team | | | | | | 3 | 1 | 4 | | | 1 | | | | | |
| Totals | | | 20-45 | 4-10 | 19-26 | 12 | 29 | 41 | 17 | 63 | 14 | 24 | 1 | 8 | 200 | |

1st - FG %: 2-9 22.2% 2nd: 7-12 58.3% 3rd: 7-14 50.0% 4th: 4-10 40.0% Game: 20-45 44.4% Deadball Rebounds 4
 3FG %: 0-1 0.0% 1-1 100.0% 1-4 25.0% 2-4 50.0% 4-10 40.0%
 FT %: 1-2 50.0% 6-6 100.0% 5-8 62.5% 1-8 12.5%

UNLV 55 • 3-8,0-1 Mountain

| # | Player | g | Total | | 3-Ptr | | Rebounds | | | PF | TP | A | TO | Blk | Stl | Min |
|--------|------------------|---|--------|--------|--------|-----|----------|-----|----|----|----|----|----|-----|-----|-----|
| | | | FG-FGA | FG-FGA | FT-FTA | Off | Def | Tot | | | | | | | | |
| 24 | Rodjanae Wade | c | 0-2 | 0-0 | 7-8 | 4 | 2 | 6 | 3 | 7 | 0 | 6 | 0 | 0 | 20 | |
| 43 | Haley Rydahl | c | 4-8 | 2-3 | 0-0 | 1 | 4 | 5 | 3 | 10 | 0 | 0 | 0 | 0 | 14 | |
| 00 | Latecia Smith | g | 2-15 | 0-4 | 0-0 | 2 | 1 | 3 | 4 | 3 | 3 | 3 | 0 | 4 | 27 | |
| 03 | Melanie Isbell | g | 1-4 | 1-4 | 1-2 | 0 | 0 | 0 | 4 | 4 | 1 | 1 | 0 | 2 | 16 | |
| 14 | Bailey Thomas | g | 0-4 | 0-4 | 3-4 | 4 | 0 | 4 | 0 | 3 | 4 | 0 | 0 | 3 | 38 | |
| 02 | Kambriya Elzy | g | 1-3 | 1-3 | 0-0 | 0 | 1 | 1 | 0 | 3 | 1 | 2 | 0 | 0 | 5 | |
| 10 | Jacinta Buckley | g | 3-8 | 2-6 | 0-0 | 0 | 1 | 1 | 1 | 8 | 1 | 0 | 0 | 0 | 16 | |
| 11 | Justice Ethridge | g | 3-12 | 2-10 | 0-0 | 3 | 1 | 4 | 0 | 8 | 2 | 0 | 0 | 1 | 18 | |
| 12 | Anna Blount | g | 2-4 | 0-0 | 0-0 | 0 | 0 | 0 | 4 | 4 | 0 | 2 | 0 | 0 | 12 | |
| 15 | Keyana Wilfred | g | 0-1 | 0-0 | 0-0 | 0 | 0 | 0 | 0 | 0 | 0 | 0 | 0 | 0 | 1 | |
| 23 | Isis Beh | g | 2-4 | 0-0 | 0-2 | 5 | 1 | 6 | 5 | 4 | 2 | 1 | 0 | 1 | 30 | |
| 25 | Krista Jackman | g | 0-0 | 0-0 | 0-0 | 0 | 1 | 1 | 0 | 0 | 0 | 0 | 0 | 0 | 3 | |
| Team | | | | | | 0 | 4 | 4 | | | 0 | | | | | |
| Totals | | | 18-65 | 8-34 | 11-16 | 19 | 16 | 35 | 23 | 55 | 14 | 16 | 0 | 11 | 200 | |

1st - FG %: 3-13 23.1% 2nd: 5-18 27.8% 3rd: 3-14 21.4% 4th: 7-20 35.0% Game: 18-65 27.7% Deadball Rebounds 4
 3FG %: 2-6 33.3% 2-7 28.6% 2-11 18.2% 2-10 20.0% 8-34 23.5%
 FT %: 3-4 75.0% 0-0 0.0% 0-2 0.0% 8-10 80.0%

Officials: Paulani Spurlock, Bryan Enterline, Bryan Burnette
 Technical fouls: Virginia-None. UNLV-None.
 Attendance: 655
 2019-20 Women's Basketball. Round: 0. UNLV vs Virginia. Played at Cox Pavilion

| Score by periods | 1st | 2nd | 3rd | 4th | Total |
|------------------|-----|-----|-----|-----|-------|
| Virginia | 5 | 21 | 20 | 17 | 63 |
| UNLV | 11 | 12 | 8 | 24 | 55 |

Last FG - VA 4th-02:51, UNLV 4th-00:16.
 Largest lead - VA by 17 3rd-04:48, UNLV by 6 1st-00:45.
 VA led for 27:38. UNLV led for 08:50. Game was tied for 03:32.
 Score tied - 1 time.
 Lead changed - 1 time.

Official Basketball Box Score -- Game Totals -- Final Statistics
Mississippi St. vs Virginia
12/21/19 2:30 pm at

Mississippi St. 72 • 11-2,0-0 SEC

| # | Player | g | Total | | 3-Ptr | | Rebounds | | | PF | TP | A | TO | Blk | Stl | Min |
|--------|----------------------|---|--------|--------|--------|-----|----------|-----|----|----|----|----|----|-----|-----|-----|
| | | | FG-FGA | FG-FGA | FT-FTA | Off | Def | Tot | | | | | | | | |
| 04 | Jessika Carter | f | 5-11 | 0-0 | 3-4 | 8 | 7 | 15 | 4 | 13 | 2 | 3 | 2 | 0 | 31 | |
| 05 | Rickeea Jackson | f | 7-15 | 1-3 | 2-2 | 3 | 2 | 5 | 1 | 17 | 0 | 2 | 0 | 0 | 28 | |
| 55 | Chloe Bibby | f | 3-11 | 1-8 | 1-1 | 1 | 5 | 6 | 1 | 8 | 3 | 1 | 0 | 1 | 32 | |
| 01 | Myah Taylor | g | 2-5 | 0-1 | 1-3 | 0 | 0 | 0 | 0 | 5 | 8 | 0 | 0 | 2 | 33 | |
| 24 | Jordan Danberry | g | 5-8 | 0-0 | 0-0 | 0 | 4 | 4 | 4 | 10 | 2 | 4 | 0 | 1 | 23 | |
| 00 | Jayla Hemingway | g | 0-0 | 0-0 | 0-0 | 0 | 1 | 1 | 0 | 0 | 0 | 0 | 0 | 0 | 2 | |
| 02 | Andra Espinoza-Hunte | g | 0-0 | 0-0 | 1-2 | 0 | 0 | 0 | 1 | 0 | 0 | 0 | 0 | 0 | 8 | |
| 03 | Aliyah Matharu | g | 1-3 | 0-0 | 0-0 | 0 | 0 | 0 | 2 | 2 | 0 | 2 | 0 | 0 | 5 | |
| 10 | Ja'Mya Mingo-Young | g | 2-2 | 2-2 | 4-5 | 0 | 1 | 1 | 1 | 10 | 1 | 3 | 1 | 0 | 12 | |
| 11 | Xaria Wiggins | g | 2-6 | 2-5 | 0-0 | 0 | 2 | 2 | 2 | 6 | 1 | 2 | 1 | 0 | 18 | |
| 20 | Yemiyah Morris | g | 0-1 | 0-0 | 0-0 | 1 | 1 | 2 | 2 | 0 | 1 | 0 | 1 | 0 | 8 | |
| Team | | | | | | 1 | 2 | 3 | | | | | | | | |
| Totals | | | 27-62 | 6-19 | 12-17 | 14 | 25 | 39 | 18 | 72 | 18 | 17 | 5 | 4 | 200 | |

1st - FG %: 6-17 35.3% 2nd: 8-16 50.0% 3rd: 8-16 50.0% 4th: 5-13 38.5% Game: 27-62 43.5% Deadball Rebounds 2
 3FG %: 5-9 55.6% 0-1 0.0% 1-6 16.7% 0-3 0.0% 6-19 31.6%
 FT %: 3-3 100.0% 4-7 57.1% 2-3 66.7% 3-4 75.0% 12-17 70.6%

Virginia 59 • 5-6,0-0 ACC

| # | Player | g | Total | | 3-Ptr | | Rebounds | | | PF | TP | A | TO | Blk | Stl | Min |
|----|---------------------|---|--------|--------|--------|-----|----------|-----|---|----|----|---|----|-----|-----|-----|
| | | | FG-FGA | FG-FGA | FT-FTA | Off | Def | Tot | | | | | | | | |
| 01 | Carole Miller | g | 0-1 | 0-0 | 0-2 | 0 | 0 | 0 | 0 | 0 | 0 | 0 | 0 | 0 | 20 | |
| 04 | Dominique Toussaint | g | 3-8 | 1-1 | 4-4 | 0 | 2 | 2 | 3 | 11 | 3 | 3 | 0 | 1 | 31 | |
| 13 | Jocelyn Willoughby | g | 8-20 | 2-7 | 3-3 | 2 | 4 | 6 | 4 | 21 | 2 | 4 | 0 | 3 | 37 | |
| 14 | Lisa Jablonowski | g | 3-4 | 0-0 | 4-4 | 1 | 2 | 3 | 1 | 10 | 0 | 3 | 1 | 0 | 35 | |
| 23 | Amandine | | | | | | | | | | | | | | | |

Official Basketball Box Score -- Game Totals -- Final Statistics
North Carolina vs Virginia
01/02/20 7:00 pm at

North Carolina 65 • 11-2,2-0 ACC

| ## | Player | Total | | 3-Ptr | | Rebounds | | | PF | TP | A | T | Blk | Stl | Min |
|---------------|------------------|--------|--------|--------|--------|----------|-----|-----|----|----|----|----|-----|-----|-----|
| | | FG-FGA | FT-FTA | FG-FGA | FT-FTA | Off | Def | Tot | | | | | | | |
| 21 | Malu Tshitenge | f | 5-7 | 0-0 | 0-0 | 3 | 3 | 6 | 3 | 10 | 1 | 2 | 0 | 0 | 21 |
| 30 | Janelle Bailey | c | 7-12 | 0-0 | 2-3 | 1 | 4 | 5 | 2 | 16 | 1 | 3 | 1 | 3 | 38 |
| 01 | Taylor Koenen | g | 4-10 | 2-4 | 0-2 | 1 | 6 | 7 | 1 | 10 | 6 | 2 | 1 | 3 | 37 |
| 03 | Madinah Muhammad | g | 4-11 | 3-9 | 0-0 | 0 | 5 | 5 | 2 | 11 | 4 | 4 | 0 | 2 | 30 |
| 22 | Shayla Bennett | g | 4-11 | 1-5 | 1-2 | 1 | 6 | 7 | 0 | 10 | 5 | 3 | 1 | 3 | 39 |
| 04 | Kennedy Tucker | g | 0-3 | 0-1 | 0-0 | 0 | 1 | 1 | 1 | 0 | 0 | 0 | 0 | 1 | 7 |
| 14 | Liz Roberts | g | 0-0 | 0-0 | 0-0 | 0 | 0 | 0 | 0 | 0 | 0 | 0 | 0 | 0 | 1 |
| 20 | Leah Church | g | 2-5 | 2-5 | 0-0 | 0 | 0 | 0 | 0 | 6 | 0 | 0 | 0 | 0 | 16 |
| 32 | Nia Daniel | g | 1-2 | 0-0 | 0-0 | 0 | 1 | 1 | 0 | 2 | 0 | 0 | 1 | 0 | 9 |
| 33 | Lexi Duckett | g | 0-0 | 0-0 | 0-0 | 0 | 0 | 0 | 0 | 0 | 0 | 0 | 0 | 0 | 2 |
| Team | | | | | | 1 | 1 | 2 | | | | | | | |
| Totals | | | 27-61 | 8-24 | 3-7 | 7 | 27 | 34 | 9 | 65 | 17 | 14 | 4 | 12 | 200 |

| | | | | | | | | | | | | | | | | |
|-------------|------|-------|-------|------|-------|----------|------|-------|------|------|-------|-------|-------|-------|----------|--|
| 1st - FG %: | 5-15 | 33.3% | 2nd: | 9-19 | 47.4% | 3rd: | 8-12 | 66.7% | 4th: | 5-15 | 33.3% | Game: | 27-61 | 44.3% | Deadball | |
| 3FG %: | 1-5 | 20.0% | FT %: | 6-11 | 54.5% | Rebounds | | | | | | | | | | |
| | 1-3 | 33.3% | | 1-3 | 33.3% | | | | | | | | | | | |

Virginia 47 • 5-8,0-2 ACC

| ## | Player | Total | | 3-Ptr | | Rebounds | | | PF | TP | A | T | Blk | Stl | Min |
|---------------|-----------------------|--------|--------|--------|--------|----------|-----|-----|----|----|----|----|-----|-----|-----|
| | | FG-FGA | FT-FTA | FG-FGA | FT-FTA | Off | Def | Tot | | | | | | | |
| 01 | Carole Miller | g | 1-9 | 0-1 | 0-0 | 0 | 3 | 3 | 1 | 2 | 1 | 2 | 0 | 1 | 21 |
| 04 | Dominique Toussaint | g | 4-10 | 0-2 | 1-0 | 0 | 5 | 5 | 1 | 9 | 3 | 7 | 0 | 0 | 36 |
| 10 | Shemera Williams | g | 5-8 | 2-5 | 0-0 | 1 | 4 | 5 | 3 | 12 | 5 | 5 | 0 | 2 | 35 |
| 13 | Jocelyn Willoughby | g | 5-12 | 1-3 | 1-2 | 2 | 4 | 6 | 3 | 12 | 1 | 2 | 0 | 0 | 34 |
| 14 | Lisa Jablonowski | g | 6-11 | 0-0 | 0-0 | 4 | 0 | 4 | 1 | 12 | 1 | 1 | 0 | 3 | 36 |
| 00 | Dylan Horton | g | 0-3 | 0-1 | 0-0 | 1 | 2 | 3 | 0 | 0 | 0 | 0 | 0 | 0 | 4 |
| 05 | Tihana Stojisavljevic | g | 0-1 | 0-0 | 0-0 | 0 | 0 | 0 | 0 | 0 | 0 | 1 | 0 | 0 | 2 |
| 15 | Kylie Kornegay-Lucas | g | 0-3 | 0-1 | 0-0 | 1 | 4 | 5 | 1 | 0 | 2 | 0 | 0 | 0 | 14 |
| 21 | Dani Lawson | g | 0-0 | 0-0 | 0-0 | 0 | 2 | 2 | 0 | 0 | 0 | 0 | 0 | 0 | 8 |
| 23 | Amandine Toi | g | 0-1 | 0-1 | 0-0 | 1 | 3 | 4 | 1 | 0 | 1 | 2 | 0 | 0 | 10 |
| Team | | | | | | 1 | 2 | 3 | | | | | | | |
| Totals | | | 21-58 | 3-14 | 2-4 | 11 | 29 | 40 | 11 | 47 | 14 | 21 | 0 | 6 | 200 |

| | | | | | | | | | | | | | | | | |
|-------------|------|-------|-------|------|-------|----------|-----|-------|------|-----|-------|-------|-------|-------|----------|--|
| 1st - FG %: | 7-14 | 50.0% | 2nd: | 3-13 | 23.1% | 3rd: | 2-4 | 50.0% | 4th: | 1-6 | 16.7% | Game: | 21-58 | 36.2% | Deadball | |
| 3FG %: | 1-3 | 33.3% | FT %: | 0-3 | 0.0% | Rebounds | | | | | | | | | | |
| | 1-2 | 50.0% | | 0-0 | 0.0% | | | | | | | | | | | |

Officials: Bobby Ray, Talisa Green, Bruce Morris
 Technical fouls: North Carolina-None, Virginia-None.
 Attendance: 2757
 2019-20 Women's Basketball, Round: 0, North Carolina vs Virginia, Played at Jo

| Score by periods | 1st | 2nd | 3rd | 4th | Total |
|------------------|-----|-----|-----|-----|-------|
| North Carolina | 11 | 25 | 17 | 12 | 65 |
| Virginia | 16 | 6 | 12 | 13 | 47 |

| Points | In | Off | 2nd | Fast | Bench |
|--------|-------|-----|--------|-------|-------|
| | Paint | T/O | Chance | Break | |
| UNC | 34 | 20 | 12 | 11 | 0 |
| VA | 34 | 7 | 4 | 11 | 0 |

Last FG - UNC 4th-02:27, VA 4th-01:54.
 Largest lead - UNC by 22 3rd-02:16, VA by 5 1st-00:39.
 UNC led for 29:17, VA led for 07:51. Game was tied for 02:52.
 Score tied - 1 time.
 Lead changed - 3 times.

Official Basketball Box Score -- Game Totals -- Final Statistics
Virginia vs NC State
01/05/20 12:00 pm at

Virginia 60 • 5-9,0-3 ACC

| ## | Player | Total | | 3-Ptr | | Rebounds | | | PF | TP | A | T | Blk | Stl | Min |
|---------------|-----------------------|--------|--------|--------|--------|----------|-----|-----|----|----|----|----|-----|-----|-----|
| | | FG-FGA | FT-FTA | FG-FGA | FT-FTA | Off | Def | Tot | | | | | | | |
| 01 | Carole Miller | g | 1-1 | 0-0 | 0-0 | 0 | 1 | 1 | 2 | 2 | 0 | 1 | 0 | 0 | 15 |
| 04 | Dominique Toussaint | g | 5-13 | 2-3 | 2-2 | 0 | 2 | 2 | 1 | 14 | 3 | 0 | 0 | 0 | 34 |
| 10 | Shemera Williams | g | 2-7 | 1-3 | 1-4 | 1 | 2 | 3 | 2 | 6 | 1 | 2 | 0 | 2 | 19 |
| 13 | Jocelyn Willoughby | g | 7-15 | 1-5 | 10-10 | 2 | 3 | 5 | 2 | 25 | 1 | 3 | 0 | 0 | 39 |
| 14 | Lisa Jablonowski | g | 1-3 | 0-1 | 0-0 | 0 | 3 | 3 | 2 | 2 | 0 | 1 | 0 | 3 | 36 |
| 05 | Tihana Stojisavljevic | g | 0-0 | 0-0 | 0-0 | 0 | 0 | 0 | 0 | 0 | 0 | 0 | 0 | 0 | 1 |
| 12 | Meg Jefferson | g | 0-0 | 0-0 | 0-0 | 0 | 0 | 0 | 0 | 0 | 0 | 0 | 0 | 0 | 1 |
| 15 | Kylie Kornegay-Lucas | g | 3-4 | 0-1 | 0-0 | 2 | 3 | 5 | 1 | 6 | 4 | 1 | 0 | 2 | 21 |
| 21 | Dani Lawson | g | 1-3 | 0-0 | 0-0 | 0 | 3 | 3 | 2 | 2 | 0 | 2 | 0 | 0 | 12 |
| 23 | Amandine Toi | g | 1-5 | 1-5 | 0-0 | 0 | 0 | 0 | 0 | 3 | 2 | 2 | 0 | 0 | 22 |
| Team | | | | | | 1 | 2 | 3 | | | | | | | |
| Totals | | | 21-51 | 5-18 | 13-16 | 6 | 19 | 25 | 14 | 60 | 11 | 12 | 0 | 7 | 200 |

| | | | | | | | | | | | | | | | | |
|-------------|------|-------|-------|------|--------|----------|------|-------|------|------|-------|-------|-------|-------|----------|--|
| 1st - FG %: | 6-15 | 40.0% | 2nd: | 3-10 | 30.0% | 3rd: | 6-13 | 46.2% | 4th: | 6-13 | 46.2% | Game: | 21-51 | 41.2% | Deadball | |
| 3FG %: | 1-5 | 20.0% | FT %: | 1-7 | 14.3% | Rebounds | | | | | | | | | | |
| | 1-3 | 33.3% | | 2-2 | 100.0% | | | | | | | | | | | |

NC State 80 • 14-0,3-0 ACC

| ## | Player | Total | | 3-Ptr | | Rebounds | | | PF | TP | A | T | Blk | Stl | Min |
|---------------|--------------------|--------|--------|--------|--------|----------|-----|-----|----|----|----|----|-----|-----|-----|
| | | FG-FGA | FT-FTA | FG-FGA | FT-FTA | Off | Def | Tot | | | | | | | |
| 25 | Kayla Jones | f | 4-8 | 1-4 | 0-0 | 1 | 5 | 6 | 1 | 9 | 4 | 2 | 0 | 0 | 23 |
| 33 | Elissa Cunane | c | 8-11 | 0-0 | 10-10 | 2 | 8 | 10 | 2 | 26 | 3 | 5 | 1 | 2 | 24 |
| 01 | Aislinn Konig | g | 3-9 | 3-9 | 0-0 | 0 | 1 | 1 | 0 | 9 | 5 | 0 | 0 | 0 | 32 |
| 03 | Kai Crutchfield | g | 2-4 | 1-3 | 0-0 | 0 | 4 | 4 | 3 | 5 | 6 | 2 | 0 | 1 | 29 |
| 11 | Jakia Brown-Turner | g | 5-9 | 3-6 | 0-0 | 1 | 3 | 4 | 2 | 13 | 4 | 2 | 0 | 2 | 35 |
| 05 | Jada Boyd | g | 3-5 | 1-2 | 0-0 | 2 | 1 | 3 | 3 | 7 | 0 | 1 | 0 | 0 | 16 |
| 15 | Kendal Moore | g | 0-0 | 0-0 | 1-2 | 0 | 0 | 0 | 0 | 0 | 1 | 1 | 0 | 0 | 6 |
| 23 | Grace Hunter | g | 3-7 | 2-5 | 2-2 | 0 | 0 | 0 | 0 | 1 | 10 | 0 | 1 | 0 | 18 |
| 24 | Erkia Cassell | g | 0-3 | 0-1 | 0-2 | 4 | 2 | 6 | 1 | 0 | 1 | 1 | 0 | 0 | 9 |
| 40 | Katie Wadsworth | g | 0-0 | 0-0 | 0-0 | 0 | 0 | 0 | 0 | 0 | 0 | 0 | 0 | 0 | 1 |
| 41 | Camille Hobby | g | 0-1 | 0-0 | 0-0 | 0 | 0 | 0 | 0 | 1 | 0 | 1 | 1 | 1 | 7 |
| Team | | | | | | 2 | 2 | 4 | | | | | | | |
| Totals | | | 28-57 | 11-30 | 13-16 | 12 | 26 | 38 | 14 | 80 | 24 | 16 | 2 | 7 | 200 |

| | | | | | | | | | | | | | | | | |
|-------------|------|--------|-------|------|--------|----------|------|-------|------|-----|-------|-------|-------|-------|----------|--|
| 1st - FG %: | 8-15 | 53.3% | 2nd: | 6-14 | 42.9% | 3rd: | 6-19 | 31.6% | 4th: | 6-9 | 66.7% | Game: | 28-57 | 49.1% | Deadball | |
| 3FG %: | 5-10 | 50.0% | FT %: | 2-10 | 20.0% | Rebounds | | | | | | | | | | |
| | 2-2 | 100.0% | | 1-1 | 100.0% | | | | | | | | | | | |

Officials: Tiara Cruse, Luis Gonzalez, Carla Fountain
 Technical fouls: Virginia-None, NC State-None.
 Attendance: 4487
 2019-20 Women's Basketball, Round: 0, NC State vs Virginia, Played at Reynolds

| Score by periods | 1st | 2nd | 3rd | 4th | Total |
|------------------|-----|-----|-----|-----|-------|
| Virginia | 17 | 11 | 14 | 18 | 60 |
| NC State | 23 | 15 | 24 | 18 | 80 |

| Points | In | Off | 2nd | Fast | Bench |
|--------|-------|-----|--------|-------|-------|
| | Paint | T/O | Chance | Break | |
| VA | 18 | 18 | 10 | 9 | 11 |
| NCSU | 30 | 14 | 9 | 5 | 18 |

Last FG - VA 4th-00:22, NCSU 4th-02:24.
 Largest lead - VA None, NCSU by 26 3rd-03:16.
 VA led for 00:00, NCSU led for 38:51. Game was tied for 01:09.
 Score tied - 1 time.
 Lead changed - 0 times.

Official Basketball Box Score -- Game Totals -- Final Statistics
Duke vs Virginia
01/09/20 6:30 pm at

Duke 63 • 7-8,1-3 ACC

| ## | Player | Total | | 3-Ptr | | Rebounds | | | PF | TP | A | T | Blk | Stl | Min |
|----|-------------------|--------|--------|--------|--------|----------|-----|-----|----|----|---|---|-----|-----|-----|
| | | FG-FGA | FT-FTA | FG-FGA | FT-FTA | Off | Def | Tot | | | | | | | |
| 11 | Azana Baines | f | 1-6 | 1-3 | 2-2 | 0 | 1 | 1 | 3 | 5 | 0 | 4 | 0 | 0 | 21 |
| 24 | O. Akinbode-James | f | 1-4 | 0-0 | 0-0 | 3 | 4 | 7 | 4 | 2 | 1 | 3 | 1 | 1 | 19 |
| 25 | Jade Williams | f | 0-0 | 0-0 | 0-2 | 1 | 1 | 2 | 2 | 0 | 0 | 6 | 0 | 1 | 16 |
| 02 | Haley Gorecki | g | 9-15 | 5-8 | 4-4 | 0 | 4 | 4 | 3 | 27 | 5 | 6 | 0 | 6 | 40 |
| 00 | Kyra Lambert | g | 0-2 | 0-2 | 0-0 | 0 | 3 | 3 | 2 | 0 | 4 | 0 | 0 | 0 | 28 |
| 00 | Jaida Patrick | g | 0-0 | 0-0 | 0-0 | 0 | 0 | 0 | 1 | 0 | 0 | 0 | 0 | 0 | 2 |
| 00 | Miela Goodchild | g | 2-6 | 2-5 | 0-0 | 0 | 0 | 0 | 1 | 6 | 1 | 2 | 0 | 0 | 20 |
| 05 | Leaonna Odom | g | 5-9 | 0-0 | 2-4 | 1 | 3 | 4 | 2 | 12 | 0 | 4 | 3 | 4 | 35 |
| 12 | Mikayla Boykin | g | 4-7 | 2-3 | 1-1 | 0 | 0 | 0 | 0 | 11 | | | | | |

Official Basketball Box Score -- Game Totals -- Final Statistics
Virginia vs Wake Forest
01/16/20 7:00 pm at

Virginia 56 • 7-10,2-4 ACC

| # | Player | Total | | | 3-Ptr | | | Rebounds | | | PF | TP | A | TO | Bk | Stl | Min |
|--------|----------------------|-------|-------|------|-------|-----|-----|----------|----|----|----|----|---|----|-----|-----|-----|
| | | FG | FGA | FT | FTA | Off | Def | Tot | | | | | | | | | |
| 01 | Carole Miller | g | 1-3 | 0-0 | 0-2 | 0 | 1 | 1 | 0 | 2 | 0 | 0 | 0 | 1 | 15 | | |
| 04 | Dominique Toussaint | g | 4-11 | 1-5 | 1-1 | 1 | 1 | 2 | 4 | 10 | 2 | 0 | 0 | 0 | 35 | | |
| 13 | Jocelyn Willoughby | g | 8-17 | 1-3 | 3-5 | 1 | 3 | 4 | 3 | 20 | 2 | 4 | 0 | 3 | 40 | | |
| 14 | Lisa Jablonowski | g | 4-10 | 0-0 | 1-2 | 4 | 7 | 11 | 1 | 9 | 2 | 1 | 1 | 0 | 32 | | |
| 23 | Amandine Toi | g | 1-3 | 0-0 | 0-0 | 2 | 1 | 3 | 2 | 2 | 3 | 0 | 0 | 0 | 18 | | |
| 10 | Shemera Williams | g | 3-12 | 1-3 | 4-4 | 1 | 0 | 1 | 4 | 11 | 0 | 1 | 0 | 2 | 21 | | |
| 15 | Kylie Kornegay-Lucas | g | 1-2 | 0-0 | 0-0 | 0 | 2 | 2 | 4 | 2 | 4 | 3 | 1 | 3 | 31 | | |
| 21 | Dani Lawson | g | 0-1 | 0-0 | 0-0 | 0 | 1 | 1 | 1 | 0 | 0 | 0 | 0 | 0 | 8 | | |
| Team | | | | | | 0 | 1 | 1 | | | | | | | | | |
| Totals | | | 22-59 | 3-11 | 9-14 | 9 | 17 | 26 | 19 | 56 | 13 | 9 | 2 | 9 | 200 | | |

| | | | | | | | | | | | | |
|-------------|------|-------|------------|-------|------------|--------|------------|-------|--------------|-------|----------|---|
| 1st - FG %: | 2-12 | 16.7% | 2nd - 7-13 | 53.8% | 3rd - 6-15 | 40.0% | 4th - 7-19 | 36.8% | Game - 22-59 | 37.3% | Deadball | |
| 3FG %: | 0-3 | 0.0% | 0-2 | 0.0% | 1-1 | 100.0% | 2-5 | 40.0% | 3-11 | 27.3% | Rebounds | |
| FT %: | 3-4 | 75.0% | 1-4 | 25.0% | 2-3 | 66.7% | 3-5 | 60.0% | 9-14 | 64.3% | | 4 |

Wake Forest 62 • 11-6,4-2 ACC

| # | Player | Total | | | 3-Ptr | | | Rebounds | | | PF | TP | A | TO | Bk | Stl | Min |
|--------|--------------------|-------|-------|------|-------|-----|-----|----------|----|----|----|----|---|----|-----|-----|-----|
| | | FG | FGA | FT | FTA | Off | Def | Tot | | | | | | | | | |
| 11 | Ivana Raca | f | 7-15 | 2-4 | 4-5 | 2 | 4 | 6 | 4 | 20 | 1 | 4 | 0 | 0 | 38 | | |
| 44 | Ona Udoh | f | 0-0 | 0-0 | 0-0 | 0 | 0 | 0 | 0 | 0 | 0 | 0 | 0 | 0 | 1 | | |
| 05 | Gina Conti | g | 6-10 | 3-5 | 6-6 | 1 | 2 | 3 | 2 | 21 | 3 | 4 | 0 | 1 | 31 | | |
| 14 | Alex Sharp | g | 1-6 | 0-2 | 4-4 | 3 | 6 | 9 | 2 | 6 | 4 | 5 | 2 | 1 | 37 | | |
| 32 | Alexandria Scruggs | g | 2-8 | 1-5 | 2-2 | 2 | 6 | 8 | 3 | 7 | 1 | 3 | 0 | 0 | 36 | | |
| 00 | Maya Banks | g | 0-1 | 0-0 | 0-0 | 2 | 0 | 2 | 0 | 0 | 2 | 0 | 2 | 0 | 7 | | |
| 02 | Kaia Harrison | g | 0-2 | 0-0 | 0-0 | 1 | 0 | 1 | 0 | 0 | 2 | 0 | 0 | 0 | 9 | | |
| 10 | Ellen Hahne | g | 0-0 | 0-0 | 0-0 | 0 | 0 | 0 | 0 | 0 | 0 | 0 | 0 | 0 | 4 | | |
| 21 | Raegyn Branch | g | 0-1 | 0-0 | 0-0 | 0 | 0 | 0 | 2 | 0 | 0 | 0 | 0 | 0 | 5 | | |
| 23 | Christina Morra | g | 4-9 | 0-0 | 0-0 | 4 | 6 | 10 | 2 | 8 | 2 | 1 | 0 | 0 | 32 | | |
| Team | | | | | | 1 | 5 | 6 | | | | | | | | | |
| Totals | | | 20-52 | 6-16 | 16-17 | 16 | 29 | 45 | 15 | 62 | 13 | 20 | 2 | 4 | 200 | | |

| | | | | | | | | | | | | |
|-------------|------|--------|------------|-------|------------|--------|-----------|-------|--------------|-------|----------|---|
| 1st - FG %: | 6-17 | 35.3% | 2nd - 6-17 | 35.3% | 3rd - 4-11 | 36.4% | 4th - 4-7 | 57.1% | Game - 20-52 | 38.5% | Deadball | |
| 3FG %: | 1-5 | 20.0% | 3-4 | 75.0% | 1-4 | 25.0% | 1-3 | 33.3% | 6-16 | 37.5% | Rebounds | |
| FT %: | 5-5 | 100.0% | 0-0 | 0.0% | 2-2 | 100.0% | 9-10 | 90.0% | 16-17 | 94.1% | | 0 |

Officials: Katie Lukanich, Kevin Dillard, Billy Smith
 Technical fouls: Virginia-None. Wake Forest-None.
 Attendance: 776
 2019-20 Women's Basketball. Round: 0. Virginia vs Wake Forest. Played at LIVM

| Score by periods | 1st | 2nd | 3rd | 4th | Total |
|------------------|-----|-----|-----|-----|-------|
| Virginia | 7 | 15 | 15 | 19 | 56 |
| Wake Forest | 18 | 15 | 11 | 18 | 62 |

| Points | In | Off | 2nd | Fast | Bench |
|--------|-----|--------|-------|------|-------|
| Paint | T/O | Chance | Break | | |
| VA | 18 | 21 | 7 | 16 | 13 |
| Wake | 12 | 12 | 14 | 7 | 8 |

Last FG - VA 4th-02:06, Wake 4th-02:26.
 Largest lead - VA None, Wake by 16 2nd-03:06.
 VA led for 00:00. Wake led for 38:39. Game was tied for 01:21.

Score tied - 0 times.
 Lead changed - 0 times.

Official Basketball Box Score -- Game Totals -- Final Statistics
Virginia Tech vs Virginia
01/19/20 3:00 pm at Charlottesville, VA

Virginia Tech 69 • 13-4,3-3 ACC

| # | Player | Total | | | 3-Ptr | | | Rebounds | | | PF | TP | A | TO | Bk | Stl | Min |
|--------|------------------|-------|-------|------|-------|-----|-----|----------|----|----|----|----|---|----|-----|-----|-----|
| | | FG | FGA | FT | FTA | Off | Def | Tot | | | | | | | | | |
| 21 | Lydia Rivers | f | 4-5 | 0-0 | 5-6 | 2 | 6 | 8 | 3 | 13 | 0 | 1 | 2 | 0 | 34 | | |
| 33 | Elizabeth Kitley | c | 6-8 | 0-1 | 0-0 | 4 | 6 | 10 | 3 | 12 | 2 | 4 | 1 | 0 | 29 | | |
| 02 | Aisha Sheppard | g | 3-15 | 3-10 | 4-4 | 1 | 2 | 3 | 4 | 13 | 1 | 3 | 0 | 1 | 36 | | |
| 04 | Dara Mabrey | g | 4-6 | 4-5 | 3-4 | 0 | 2 | 2 | 2 | 15 | 0 | 4 | 0 | 1 | 28 | | |
| 05 | Taja Cole | g | 4-11 | 0-2 | 2-4 | 0 | 3 | 3 | 1 | 10 | 8 | 3 | 1 | 3 | 39 | | |
| 00 | Trinity Baptiste | g | 1-6 | 0-2 | 4-4 | 2 | 8 | 10 | 1 | 6 | 0 | 1 | 0 | 1 | 20 | | |
| 22 | Cayla King | g | 0-3 | 0-2 | 0-0 | 2 | 1 | 3 | 3 | 0 | 0 | 1 | 0 | 1 | 14 | | |
| Team | | | | | | 1 | 1 | 2 | | | | | | | | | |
| Totals | | | 22-54 | 7-22 | 18-22 | 12 | 29 | 41 | 17 | 69 | 11 | 17 | 4 | 7 | 200 | | |

| | | | | | | | | | | | | |
|-------------|------|--------|------------|-------|------------|-------|------------|-------|--------------|-------|----------|---|
| 1st - FG %: | 4-13 | 30.8% | 2nd - 3-12 | 25.0% | 3rd - 8-17 | 47.1% | 4th - 7-12 | 58.3% | Game - 22-54 | 40.7% | Deadball | |
| 3FG %: | 1-4 | 25.0% | 1-8 | 12.5% | 3-6 | 50.0% | 2-4 | 50.0% | 7-22 | 31.8% | Rebounds | |
| FT %: | 2-2 | 100.0% | 0-0 | 0.0% | 7-8 | 87.5% | 9-12 | 75.0% | 18-22 | 81.8% | | 3 |

Virginia 61 • 7-11,2-5 ACC

| # | Player | Total | | | 3-Ptr | | | Rebounds | | | PF | TP | A | TO | Bk | Stl | Min |
|--------|-----------------------|-------|-------|------|-------|-----|-----|----------|----|----|----|----|---|----|-----|-----|-----|
| | | FG | FGA | FT | FTA | Off | Def | Tot | | | | | | | | | |
| 01 | Carole Miller | g | 1-1 | 0-0 | 1-2 | 0 | 0 | 0 | 4 | 3 | 1 | 2 | 0 | 0 | 9 | | |
| 04 | Dominique Toussaint | g | 6-14 | 1-6 | 2-2 | 1 | 2 | 3 | 5 | 15 | 1 | 4 | 1 | 2 | 32 | | |
| 13 | Jocelyn Willoughby | g | 7-18 | 1-5 | 2-2 | 2 | 4 | 6 | 4 | 17 | 1 | 1 | 0 | 0 | 36 | | |
| 14 | Lisa Jablonowski | g | 3-7 | 0-1 | 2-2 | 2 | 0 | 2 | 5 | 8 | 4 | 4 | 0 | 1 | 35 | | |
| 23 | Amandine Toi | g | 5-6 | 2-3 | 0-1 | 1 | 3 | 4 | 1 | 12 | 3 | 1 | 1 | 0 | 36 | | |
| 00 | Dylan Horton | g | 0-1 | 0-0 | 0-0 | 0 | 0 | 0 | 0 | 0 | 0 | 0 | 0 | 0 | 2 | | |
| 05 | Tihana Stojisavljevic | g | 0-1 | 0-0 | 0-0 | 0 | 0 | 0 | 0 | 0 | 0 | 0 | 0 | 0 | 4 | | |
| 10 | Shemera Williams | g | 1-9 | 0-4 | 0-2 | 1 | 7 | 8 | 2 | 2 | 4 | 3 | 0 | 1 | 30 | | |
| 15 | Kylie Kornegay-Lucas | g | 2-6 | 0-1 | 0-0 | 1 | 3 | 4 | 0 | 4 | 1 | 1 | 0 | 0 | 17 | | |
| Team | | | | | | 1 | 2 | 3 | | | | | | | | | |
| Totals | | | 25-63 | 4-20 | 7-11 | 9 | 21 | 30 | 21 | 61 | 15 | 16 | 2 | 4 | 201 | | |

| | | | | | | | | | | | | |
|-------------|------|-------|------------|--------|------------|-------|------------|-------|--------------|-------|----------|---|
| 1st - FG %: | 7-15 | 46.7% | 2nd - 6-16 | 37.5% | 3rd - 6-15 | 40.0% | 4th - 6-17 | 35.3% | Game - 25-63 | 39.7% | Deadball | |
| 3FG %: | 0-4 | 0.0% | 1-3 | 33.3% | 2-4 | 50.0% | 1-9 | 11.1% | 4-20 | 20.0% | Rebounds | |
| FT %: | 0-0 | 0.0% | 2-2 | 100.0% | 1-3 | 33.3% | 4-6 | 66.7% | 7-11 | 63.6% | | 4 |

Officials: Talisa Green, Carla Fountain, Edward Sidlasky
 Technical fouls: Virginia Tech-None. Virginia-None.
 Attendance: 4313
 2019-20 Women's Basketball. Round: 0. Virginia vs Virginia Tech. Played at Joh

| Score by periods | 1st | 2nd | 3rd | 4th | Total |
|------------------|-----|-----|-----|-----|-------|
| Virginia Tech | 11 | 7 | 26 | 25 | 69 |
| Virginia | 14 | 15 | 15 | 17 | 61 |

| Points | In | Off | 2nd | Fast | Bench |
|--------|-----|--------|-------|------|-------|
| Paint | T/O | Chance | Break | | |
| VA | 24 | 9 | 7 | 2 | 6 |
| VT | 30 | 19 | 8 | 2 | 6 |

Last FG - VT 4th-02:07, VA 4th-00:01.
 Largest lead - VT by 10 4th-00:07, VA by 13 2nd-00:19.
 VT led for 05:04. VA led for 27:31. Game was tied for 07:25.

Score tied - 8 times.
 Lead changed - 3 times.

Official Basketball Box Score -- Game Totals -- Final Statistics
Virginia vs Louisville
01/23/20 8:00 pm at Louisville, KY

Virginia 56 • 7-12,2-6 ACC

| # | Player | Total | | | 3-Ptr | | | Rebounds | | | PF | TP | A | TO | Bk | Stl | Min |
|--------|----------------------|-------|-------|------|-------|-----|-----|----------|----|----|----|----|---|----|-----|-----|-----|
| | | FG | FGA | FT | FTA | Off | Def | Tot | | | | | | | | | |
| 01 | Carole Miller | g | 4-6 | 0-0 | 0-0 | 1 | 2 | 3 | 1 | 8 | 0 | 1 | 0 | 0 | 21 | | |
| 04 | Dominique Toussaint | g | 2-12 | 0-2 | 0-2 | 0 | 1 | 1 | 4 | 4 | 4 | 5 | 0 | 0 | 32 | | |
| 13 | Jocelyn Willoughby | g | 6-14 | 2-2 | 3-4 | 2 | 9 | 11 | 2 | 17 | 2 | 2 | 1 | 1 | 40 | | |
| 14 | Lisa Jablonowski | g | 2-5 | 0-1 | 0-0 | 1 | 1 | 2 | 0 | 4 | 2 | 0 | 0 | 2 | 25 | | |
| 23 | Amandine Toi | g | 0-2 | 0-1 | 0-0 | 0 | 0 | 0 | 2 | 0 | 0 | 3 | 0 | 0 | 14 | | |
| 10 | Shemera Williams | g | 6-14 | 2-7 | 6-8 | 0 | 2 | 2 | 2 | 20 | 1 | 3 | 0 | 2 | 22 | | |
| 15 | Kylie Kornegay-Lucas | g | 0-3 | 0-0 | 1-2 | 1 | 4 | 5 | 5 | 1 | 0 | 1 | 0 | 0 | 21 | | |
| 21 | Dani Lawson | g | 1-2 | 0-0 | 0-2 | 0 | 5 | 5 | 1 | 2 | 0 | 0 | 1 | 0 | 25 | | |
| Team | | | | | | 3 | 1 | 4 | | | | | | | | | |
| Totals | | | 21-58 | 4-13 | 10-18 | 8 | 25 | 33 | 17 | 56 | 9 | 15 | 2 | 5 | 200 | | |

| | | | | | | | | | | | | |
|-------------|------|-------|------------|-------|------------|-------|------------|-------|--------------|-------|----------|---|
| 1st - FG %: | 6-14 | 42.9% | 2nd - 3-14 | 21.4% | 3rd - 6-16 | 37.5% | 4th - 6-14 | 42.9% | Game - 21-58 | 36.2% | Deadball | |
| 3FG %: | 1-4 | 25.0% | 0-2 | 0.0% | 3-5 | 60.0% | 4-13 | 30.8% | 8-25 | 32.0% | Rebounds | |
| FT %: | 0-2 | 0.0% | 3-4 | 75.0% | 5-9 | 55.6% | 2-3 | 66.7% | 10-18 | 55.6% | | 6 |

Louisville 71 • 19-1,8-0 ACC

| # | Player | Total | | | 3-Ptr | | | Rebounds | | | PF | TP | A | TO | Bk | Stl | Min |
|---|--------|-------|-----|----|-------|--|--|----------|--|--|----|----|---|----|----|-----|-----|
| | | FG | FGA | FT | | | | | | | | | | | | | |

Official Basketball Box Score -- Game Totals -- Final Statistics
Virginia vs North Carolina
01/30/20 6:00 pm at Chapel Hill, NC

Virginia 68 • 8-13,3-7 ACC

| # | Player | Total | | 3-Ptr | | Rebounds | | | PF | TP | A | T | Blk | Stl | Min |
|--------|----------------------|--------|--------|--------|--------|----------|-----|-----|----|----|----|----|-----|-----|-----|
| | | FG-FGA | FT-FTA | FG-FGA | FT-FTA | Off | Def | Tot | | | | | | | |
| 01 | Carole Miller | g | 2-7 | 0-0 | 0-0 | 1 | 0 | 1 | 0 | 4 | 0 | 2 | 0 | 1 | 15 |
| 04 | Dominique Toussaint | g | 8-20 | 0-4 | 0-2 | 1 | 5 | 6 | 4 | 16 | 3 | 3 | 0 | 3 | 35 |
| 12 | Jocelyn Willoughby | g | 7-14 | 0-2 | 1-2 | 6 | 6 | 12 | 2 | 15 | 1 | 2 | 1 | 1 | 38 |
| 14 | Lisa Jablonowski | g | 0-3 | 0-0 | 4-4 | 6 | 2 | 8 | 4 | 4 | 0 | 2 | 0 | 0 | 35 |
| 23 | Amandine Toi | g | 4-7 | 4-7 | 1-2 | 0 | 0 | 0 | 1 | 13 | 1 | 0 | 0 | 0 | 22 |
| 00 | Dylan Horton | g | 0-1 | 0-1 | 2-2 | 0 | 0 | 0 | 0 | 2 | 0 | 0 | 0 | 0 | 2 |
| 10 | Shemera Williams | g | 3-10 | 0-4 | 8-9 | 2 | 1 | 3 | 2 | 14 | 3 | 3 | 1 | 1 | 27 |
| 15 | Kylie Kornegay-Lucas | g | 0-2 | 0-0 | 0-2 | 0 | 1 | 1 | 3 | 0 | 4 | 1 | 0 | 2 | 17 |
| 21 | Dani Lawson | g | 0-2 | 0-0 | 0-0 | 1 | 3 | 4 | 3 | 0 | 0 | 0 | 2 | 0 | 9 |
| Team | | | | | | 0 | 3 | 3 | | | 1 | | | | |
| Totals | | | 24-66 | 4-18 | 16-23 | 17 | 21 | 38 | 19 | 68 | 12 | 14 | 4 | 8 | 200 |

1st - FG %: 3-15 20.0% 2nd: 5-19 26.3% 3rd: 6-18 33.3% 4th: 10-14 71.4% Game: 24-66 36.4% Deadball Rebounds: 4,1
 3FG %: 0-6 0.0% 1-5 20.0% 0-3 0.0% 3-4 75.0% 4-8 22.2%
 FT %: 2-6 33.3% 2-2 100.0% 7-10 70.0% 5-5 100.0% 16-23 69.6%

North Carolina 78 • 15-6,4-4 ACC

| # | Player | Total | | 3-Ptr | | Rebounds | | | PF | TP | A | T | Blk | Stl | Min |
|--------|------------------|--------|--------|--------|--------|----------|-----|-----|----|----|----|----|-----|-----|-----|
| | | FG-FGA | FT-FTA | FG-FGA | FT-FTA | Off | Def | Tot | | | | | | | |
| 21 | Malu Tshitenge | f | 8-11 | 0-0 | 0-2 | 5 | 0 | 5 | 2 | 16 | 4 | 2 | 1 | 1 | 31 |
| 30 | Janelle Bailey | c | 10-15 | 0-0 | 3-5 | 2 | 15 | 17 | 3 | 23 | 3 | 4 | 3 | 0 | 38 |
| 01 | Taylor Koenen | g | 2-10 | 1-5 | 1-1 | 0 | 3 | 3 | 5 | 6 | 5 | 2 | 0 | 1 | 27 |
| 03 | Madinah Muhammad | g | 5-14 | 3-7 | 4-4 | 0 | 3 | 3 | 3 | 17 | 0 | 4 | 0 | 3 | 35 |
| 22 | Shayla Bennett | g | 3-8 | 1-3 | 0-0 | 0 | 3 | 3 | 2 | 7 | 6 | 1 | 0 | 1 | 38 |
| 04 | Kennady Tucker | g | 0-0 | 0-0 | 0-0 | 0 | 0 | 0 | 0 | 0 | 0 | 2 | 0 | 0 | 3 |
| 14 | Liz Roberts | g | 0-0 | 0-0 | 0-0 | 0 | 0 | 0 | 0 | 0 | 0 | 0 | 0 | 0 | 1 |
| 20 | Leah Church | g | 1-2 | 1-2 | 2-2 | 0 | 0 | 0 | 3 | 5 | 0 | 1 | 0 | 0 | 14 |
| 32 | Nia Daniel | g | 1-3 | 0-0 | 2-2 | 2 | 0 | 2 | 2 | 4 | 0 | 0 | 0 | 0 | 13 |
| Team | | | | | | 4 | 1 | 5 | | | | | | | |
| Totals | | | 30-63 | 6-17 | 12-17 | 13 | 25 | 38 | 20 | 78 | 18 | 16 | 4 | 6 | 200 |

1st - FG %: 9-17 52.9% 2nd: 7-13 53.8% 3rd: 6-13 46.2% 4th: 8-20 40.0% Game: 30-63 47.6% Deadball Rebounds: 3,3
 3FG %: 2-6 33.3% 2-3 66.7% 1-7 14.3% 1-1 100.0% 6-17 35.3%
 FT %: 1-1 100.0% 6-6 100.0% 2-5 40.0% 3-5 60.0% 12-17 70.6%

Officials: Jules Gallen, Jeffrey Smith, Tiara Cruse
 Technical fouls: Virginia-None. North Carolina-None.
 Attendance: 1967
 2019-20 Women's Basketball. Round: 0. North Carolina vs Virginia. Played at Ca

| Score by periods | 1st | 2nd | 3rd | 4th | Total |
|------------------|-----|-----|-----|-----|-------|
| Virginia | 8 | 13 | 19 | 28 | 68 |
| North Carolina | 21 | 22 | 15 | 20 | 78 |

In Points Off 2nd Fast
 VA 24 16 12 27 16
 UNC 32 17 13 16 9

Score tied - 1 time.
 Lead changed - 1 time.

Last FG - VA 4th-00:04, UNC 4th-00:37.
 Largest lead - VA by 2 1st-09:55, UNC by 28 3rd-06:12.
 VA led for 00:20. UNC led for 39:02. Game was tied for 00:38.

Official Basketball Box Score -- Game Totals -- Final Statistics
Syracuse vs Virginia
02/02/20 2:00 pm at Charlottesville, VA

Syracuse 41 • 10-11,4-6 ACC

| # | Player | Total | | 3-Ptr | | Rebounds | | | PF | TP | A | T | Blk | Stl | Min |
|--------|---------------------|--------|--------|--------|--------|----------|-----|-----|----|----|----|----|-----|-----|-----|
| | | FG-FGA | FT-FTA | FG-FGA | FT-FTA | Off | Def | Tot | | | | | | | |
| 45 | Digna Strautmame | f | 3-6 | 0-1 | 4-6 | 2 | 3 | 5 | 5 | 10 | 0 | 1 | 2 | 3 | 27 |
| 22 | Amaya Finklea-Guity | c | 3-6 | 0-0 | 0-0 | 0 | 2 | 2 | 1 | 6 | 0 | 0 | 1 | 1 | 16 |
| 11 | Gabrielle Cooper | g | 0-7 | 0-4 | 0-0 | 0 | 5 | 6 | 1 | 0 | 0 | 4 | 2 | 2 | 39 |
| 21 | Emily Engstler | g | 4-14 | 2-4 | 0-0 | 3 | 8 | 11 | 3 | 10 | 3 | 3 | 2 | 4 | 37 |
| 23 | Kiara Lewis | g | 1-11 | 0-4 | 0-0 | 0 | 1 | 1 | 4 | 2 | 5 | 6 | 0 | 2 | 39 |
| 01 | Taleah Washington | g | 0-2 | 0-1 | 0-0 | 0 | 0 | 0 | 0 | 0 | 0 | 0 | 0 | 0 | 5 |
| 05 | Maeva Djaldi-Tabdi | g | 1-2 | 0-0 | 4-4 | 0 | 1 | 1 | 2 | 6 | 0 | 4 | 1 | 0 | 10 |
| 05 | Teisha Hyman | g | 3-9 | 0-3 | 1-4 | 1 | 0 | 1 | 3 | 7 | 2 | 0 | 1 | 1 | 27 |
| Team | | | | | | 2 | 2 | 4 | | | | | | | |
| Totals | | | 15-57 | 2-17 | 9-14 | 9 | 22 | 31 | 19 | 41 | 10 | 18 | 9 | 13 | 200 |

1st - FG %: 5-17 29.4% 2nd: 3-13 23.1% 3rd: 4-13 30.8% 4th: 3-14 21.4% Game: 15-57 26.3% Deadball Rebounds: 2
 3FG %: 0-1 0.0% 2-6 33.3% 0-5 0.0% 0-5 0.0% 2-17 11.8%
 FT %: 0-0 0.0% 1-4 25.0% 2-2 100.0% 6-8 75.0%

Virginia 57 • 9-13,4-7 ACC

| # | Player | Total | | 3-Ptr | | Rebounds | | | PF | TP | A | T | Blk | Stl | Min |
|--------|-----------------------|--------|--------|--------|--------|----------|-----|-----|----|----|----|----|-----|-----|-----|
| | | FG-FGA | FT-FTA | FG-FGA | FT-FTA | Off | Def | Tot | | | | | | | |
| 01 | Carole Miller | g | 3-4 | 0-0 | 0-0 | 0 | 1 | 1 | 2 | 6 | 1 | 1 | 0 | 0 | 14 |
| 13 | Jocelyn Willoughby | g | 7-12 | 0-1 | 10-12 | 2 | 5 | 7 | 3 | 24 | 1 | 5 | 1 | 1 | 27 |
| 14 | Lisa Jablonowski | g | 4-10 | 0-0 | 0-0 | 0 | 7 | 7 | 0 | 8 | 3 | 0 | 0 | 2 | 32 |
| 15 | Kylie Kornegay-Lucas | g | 1-4 | 0-1 | 0-0 | 0 | 12 | 12 | 3 | 2 | 0 | 6 | 2 | 3 | 33 |
| 23 | Amandine Toi | g | 1-9 | 0-5 | 0-0 | 0 | 0 | 0 | 2 | 2 | 2 | 3 | 2 | 0 | 31 |
| 00 | Dylan Horton | g | 0-1 | 0-0 | 0-0 | 1 | 0 | 0 | 1 | 0 | 0 | 1 | 0 | 0 | 4 |
| 05 | Tihana Stojasavljevic | g | 1-3 | 0-0 | 0-0 | 2 | 6 | 8 | 2 | 2 | 0 | 1 | 0 | 2 | 14 |
| 10 | Shemera Williams | g | 4-9 | 0-4 | 3-4 | 1 | 2 | 3 | 2 | 11 | 2 | 4 | 0 | 3 | 29 |
| 12 | Meg Jefferson | g | 1-1 | 0-0 | 0-0 | 0 | 1 | 1 | 0 | 2 | 1 | 1 | 0 | 2 | 9 |
| 21 | Dani Lawson | g | 0-1 | 0-0 | 0-0 | 1 | 0 | 1 | 0 | 0 | 0 | 1 | 0 | 0 | 7 |
| Team | | | | | | 3 | 2 | 5 | | | | | | | |
| Totals | | | 22-54 | 0-11 | 13-16 | 10 | 36 | 46 | 14 | 57 | 11 | 24 | 5 | 12 | 200 |

1st - FG %: 5-11 45.5% 2nd: 5-12 41.7% 3rd: 6-15 40.0% 4th: 6-16 37.5% Game: 22-54 40.7% Deadball Rebounds: 3
 3FG %: 0-3 0.0% 0-2 0.0% 0-5 0.0% 0-1 0.0% 0-11 0.0%
 FT %: 4-4 100.0% 4-5 80.0% 0-0 0.0% 5-7 71.4% 13-16 81.3%

Officials: Meadow Overstreet, Mark Berger, Kevin Dillard
 Technical fouls: Syracuse-None. Virginia-None.
 Attendance: 2649
 2019-20 Women's Basketball. Round: 0. Syracuse vs Virginia. Played at John Pau

| Score by periods | 1st | 2nd | 3rd | 4th | Total |
|------------------|-----|-----|-----|-----|-------|
| Syracuse | 10 | 9 | 10 | 12 | 41 |
| Virginia | 14 | 14 | 12 | 17 | 57 |

In Points Off 2nd Fast
 Syr 24 14 11 6 13
 VA 34 11 6 16 15

Score tied - 0 times.
 Lead changed - 0 times.

Last FG - Syr 4th-04:05, VA 4th-00:49.
 Largest lead - Syr None, VA by 16 4th-01:40.
 Syr led for 00:00. VA led for 38:10. Game was tied for 01:18.

Official Basketball Box Score -- Game Totals -- Final Statistics
Clemson vs Virginia
02/06/20 7:00 pm at Charlottesville, VA

Clemson 54 • 7-16,3-9 ACC

| # | Player | Total | | 3-Ptr | | Rebounds | | | PF | TP | A | T | Blk | Stl | Min |
|--------|-----------------|--------|--------|--------|--------|----------|-----|-----|----|----|---|----|-----|-----|-----|
| | | FG-FGA | FT-FTA | FG-FGA | FT-FTA | Off | Def | Tot | | | | | | | |
| 45 | Amari Robinson | f | 5-9 | 2-5 | 7-8 | 4 | 4 | 8 | 3 | 19 | 0 | 6 | 0 | 5 | 34 |
| 44 | Kobi Thornton | f | 7-14 | 0-0 | 1-1 | 2 | 4 | 6 | 2 | 15 | 0 | 3 | 1 | 2 | 32 |
| 12 | Hannah Hank | c | 2-4 | 0-0 | 2-2 | 1 | 1 | 2 | 3 | 6 | 0 | 4 | 0 | 2 | 18 |
| 01 | Destiny Thomas | g | 3-7 | 0-1 | 3-4 | 1 | 2 | 3 | 4 | 9 | 3 | 1 | 0 | 3 | 32 |
| 03 | Kendall Spray | g | 1-9 | 1-7 | 0-0 | 0 | 2 | 2 | 1 | 3 | 0 | 3 | 0 | 1 | 27 |
| 02 | Kaylee Sticker | g | 0-0 | 0-0 | 0-0 | 0 | 0 | 0 | 0 | 0 | 0 | 0 | 0 | 0 | 0 |
| 11 | Isis Lopes | g | 0-0 | 0-0 | 0-0 | 0 | 0 | 0 | 0 | 0 | 0 | 0 | 0 | 0 | 5 |
| 22 | Danae McNeal | g | 0-1 | 0-0 | 0-0 | 0 | 0 | 0 | 0 | 1 | 0 | 0 | 0 | 0 | 2 |
| 24 | Mikayla Hayes | g | 0-1 | 0-0 | 0-0 | 0 | 0 | 0 | 1 | 0 | 0 | 1 | 0 | 0 | 8 |
| 31 | Shania Meertens | g | 0-1 | 0-0 | 0-0 | 0 | 0 | 0 | 2 | 0 | 0 | 3 | 0 | 0 | 7 |
| 32 | Chyna Cotton | g | 0-2 | 0-0 | 0-0 | 0 | 3 | 3 | 0 | 1 | 1 | 0 | 0 | 0 | 14 |
| 35 | Nique Cherry | g | 1-2 | 0-0 | 0-1 | 0 | 3 | 3 | 1 | 2 | 0 | 2 | 0 | 0 | 11 |
| 55 | Tylar Bennett | g | 0-1 | 0-0 | 0-0 | 0 | 2 | 2 | 0 | 0 | 0 | 1 | 1 | 0 | 10 |
| Team | | | | | | 3 | 2 | 5 | | | | | | | |
| Totals | | | 19-51 | 3-13 | 13-16 | 11 | 23 | 34 | 20 | 54 | 7 | 25 | 2 | 13 | 200 |

1st - FG %: 3-10 30.0% 2nd: 6-14 42.9% 3rd: 4-11 36.4% 4th: 6-16 37.5% Game: 19-51 37.3% Deadball Rebounds: 3
 3FG %: 0-4 0.0% 2-2 100.0% 0-1 0.0% 1-6 16.7% 3-13 23.1%
 FT %: 0-1 0.0% 3-4 75.0% 4-4 100.0% 6-7 85.7% 13-16 81.3%

Virginia 70 • 10-13,5-7 ACC

| # | Player | Total | | 3-Ptr | | Rebounds | | | PF | TP | A | T | Blk | Stl | Min |
|----|-------------------------|--------|--------|--------|--------|----------|-----|-----|----|----|---|---|-----|-----|-----|
| | | FG-FGA | FT-FTA | FG-FGA | FT-FTA | Off | Def | Tot | | | | | | | |
| 01 | Carole Miller | g | 7-12 | 0-0 | 5-7 | 2 | 2 | 4 | 3 | 19 | 0 | 3 | 0 | 1 | 26 |
| 12 | Jocelyn Willoughby | g | 7-11 | 1-2 | 6-7 | 1 | 2 | 3 | 2 | 21 | 2 | 4 | 2 | 0 | 32 |
| 14 | Lisa Jablonowski | g | 4-6 | 0-1 | 0-0 | 4 | 3 | 7 | 1 | 8 | 1 | 1 | 1 | 2 | 35 |
| 15 | Kylie Kornegay-Lucas | g | 0-3 | 0-0 | 0-0 | 1 | 2 | 3 | 0 | 6 | 3 | 0 | 0 | 0 | 26 |
| 23 | Amandine Toi | g | 2-5 | 2-4 | 2-2 | 0 | 0 | 0 | 3 | 8 | 1 | 2 | 0 | 0 | 23 |
| 00 | Dylan Horton | g | 0-1 | 0-1 | 0-0 | 0 | 0 | 0 | 0 | 0 | 0 | 0 | 0 | 0 | 2 |
| 04 | Dominique Toussaint | g | 4-11 | 3-5 | 2-0 | 0 | 6 | 6 | 3 | 13 | 7 | 3 | 0 | 2 | 31 |
| 05 | Tihana Stojasavljevic</ | | | | | | | | | | | | | | |

| | | | | |
|-----------------------|----------------|-------------|-------------|----------------|
| RECORD: | OVERALL | HOME | AWAY | NEUTRAL |
| ALL GAMES | 10-14 | 7-4 | 3-9 | 0-1 |
| CONFERENCE | 5-8 | 4-2 | 1-6 | |
| NON-CONFERENCE | 5-6 | 3-2 | 2-3 | 1-3 |

| Date | UVA. Rank | Opponent | Score | W/L | Rec. | ACC | Attend. | High Scorer | High Reb. | Opp. High Scr |
|-------|--------------|-------------------|-------|-----|-------|-----|---------|-------------------|----------------|---------------|
| 11/5 | | BUCKNELL | 84-60 | W | 1-0 | | 2505 | Willoughby 31 | Willoughby 11 | Mack 19 |
| 11/9 | | at USC | 59-49 | L | 1-1 | | 1362 | Jablonowski 13 | LJ/CM 9 | Watts 14 |
| 11/12 | | at CSUN | 72-47 | W | 2-1 | | 327 | Willoughby 19 | KKL 9 | Calloway 10 |
| 11/16 | | #13 KENTUCKY | 50-47 | L | 2-2 | | 2507 | Willoughby 18 | Willoughby 11 | Haines 17 |
| 11/19 | | at #4 UConn | 83-44 | L | 2-3 | | 7728 | Willoughby 13 | JW/LJ 7 | Walker 19 |
| 11/24 | | OLD DOMINION | 56-53 | WOT | 3-3 | | 2522 | Kornegay-Lucas 31 | KKL 12 | Morris 28 |
| 11/30 | | JMU | 55-49 | W | 4-3 | | 2960 | Willoughby 28 | Willoughby 16 | Smalls 16 |
| 12/1 | | #11 UCLA | 73-62 | L | 4-4 | | 2621 | Willoughby 22 | Willoughby 10 | Onyenwere 27 |
| 12/5 | | at Rutgers | 73-63 | L | 4-5 | | 1597 | Willoughby 27 | JW/LJ 6 | Guirantes 20 |
| 12/20 | | at UNLV | 63-55 | W | 5-5 | | 655 | Willoughby 17 | Willoughby 10 | Rydalch 10 |
| 12/21 | | vs #15 Miss St | 72-59 | L | 5-6 | | 850 | Willoughby 21 | KKL 7 | Jackson 17 |
| 12/29 | | at Georgia Tech | 61-51 | L | 5-7 | 0-1 | 1422 | Willoughby 19 | Willoughby 10 | Cubaj 18 |
| 1/2 | | UNC | 65-47 | L | 5-8 | 0-2 | 2757 | JW, LJ, SW 12 | Willoughby 6 | Bailey 16 |
| 1/5 | | at #9 NC State | 80-60 | L | 5-9 | 0-3 | 4487 | Willoughby 25 | JW/KKL 5 | Cunane 26 |
| 1/9 | | DUKE | 66-63 | W | 6-9 | 1-3 | 2206 | Willoughby 24 | Miller 3 | Gorecki 27 |
| 1/12 | | at Boston Coll | 69-52 | W | 7-9 | 2-3 | 2357 | Willoughby 23 | Willoughby 8 | Guy 21 |
| 1/16 | | at Wake Forest | 62-56 | L | 7-10 | 2-4 | 776 | Willoughby 20 | Jablonowski 11 | Conti 21 |
| 1/19 | | VIRIGINIA TECH | 69-61 | L | 7-11 | 2-5 | 4313 | Willoughby 17 | Williams 8 | Mabrey 15 |
| 1/23 | | at #5 Louisville | 71-56 | L | 7-12 | 2-6 | 7776 | Williams 20 | Willoughby 11 | Evans 21 |
| 1/26 | | NOTRE DAME | 90-60 | W | 8-12 | 3-6 | 5117 | Miller 18 | KKL 11 | Brunelle 21 |
| 1/30 | | at North Carolina | 78-68 | L | 8-13 | 3-7 | 1967 | Toussaint 16 | Willoughby 12 | Bailey 23 |
| 2/2 | | SYRACUSE | 57-41 | W | 9-13 | 4-7 | 2649 | Willoughby 24 | KKL 12 | DS/EE 10 |
| 2/6 | | CLEMSON | 70-54 | W | 10-13 | 5-7 | 2229 | Willoughby 21 | Jablonowski 7 | Robinson 19 |
| 2/9 | | at #17 Florida St | 63-55 | L | 10-14 | 5-8 | 3221 | Willoughby 19 | KKL 6 | Gillespie 22 |

| OPPONENT | HORTON | JABLONOWSKI | JEFFERSON | KONEGAY-LUCAS | LAWSON |
|---------------|--------------|---------------|-----------|----------------|--------------|
| BUCKNELL | 4-2-1 | 16-5-1 | 6-2-1 | 7-5-4 | 0-4-0 |
| at USC | 5-3-0 | 13-9-1 | 0-2-0 | 1-8-1 | 0-4-0 |
| at CSUN | 2-1-1 | 7-2-0 | 2-1-0 | 8-9-3 | 0-1-0 |
| KENTUCKY | 3-0-0 | 6-5-1 | 0-0-0 | 8-5-0 | 0-1-0 |
| at UConn | 6-1-1 | 7-7-1 | 0-2-0 | 3-4-1 | 0-3-1 |
| ODU | 0-1-0 | 4-3-1 | 0-5-0 | 31-12-1 | DNP |
| JMU | 1-0-0 | 9-8-2 | 0-0-0 | 7-4-0 | 0-0-0 |
| UCLA | 0-0-0 | 9-2-1 | DNP | 8-6-4 | 0-0-0 |
| at Rutgers | 0-0-0 | 3-6-0 | DNP | 6-4-1 | 0-1-0 |
| at UNLV | 0-0-0 | 10-7-2 | 0-1-0 | DNP | 7-2-0 |
| vs Miss St | DNP | 10-3-0 | DNP | 6-7-2 | 2-4-1 |
| at GT | DNP | 10-8-4 | DNP | 0-1-0 | 2-0-0 |
| UNC | 0-3-0 | 12-4-1 | DNP | 0-5-2 | 0-2-0 |
| at NCST | DNP | 2-3-0 | 0-0-0 | 6-5-4 | 2-3-0 |
| DUKE | 0-1-0 | 2-1-2 | INJ | 5-1-2 | 0-2-0 |
| at BC | DNP | 6-7-2 | DNP | 8-5-2 | 0-2-0 |
| at Wake | DNP | 9-11-2 | DNP | 2-2-4 | 0-1-0 |
| VT | 0-0-0 | 8-2-4 | DNP | 4-4-1 | DNP |
| at Louisville | DNP | 4-2-2 | DNP | 1-5-0 | 2-5-0 |
| NOTRE DAME | 3-0-0 | 6-4-1 | 7-2-0 | 4-11-10 | 0-4-0 |
| at UNC | 2-0-0 | 4-8-0 | DNP | 2-1-3 | 0-4-0 |
| SYRACUSE | 0-1-1 | 8-7-3 | 2-1-1 | 2-12-0 | 0-1-0 |
| CLEMSON | 0-0-0 | 8-7-1 | DNP | 1-3-6 | 0-0-0 |
| at Florida St | DNP | 9-4-0 | DNP | 0-6-1 | 0-3-0 |

| OPPONENT | MILLER | STOJSAVLJEVIC | TOI | TOUSSAINT | WILLIAMS | WILLOUGHBY |
|---------------|---------------|---------------|---------------|---------------|---------------|----------------|
| BUCKNELL | 9-4-4 | | 11-1-6 | DNP | INJ | 31-11-3 |
| at USC | 9-9-1 | | 4-1-2 | 7-7-2 | INJ | 10-4-3 |
| at CSUN | 10-6-1 | | 12-2-1 | 12-6-7 | INJ | 19-7-4 |
| KENTUCKY | 5-6-0 | | 0-0-0 | 7-5-2 | INJ | 18-11-1 |
| at UConn | 6-5-0 | | 2-0-2 | 7-2-1 | INJ | 13-7-1 |
| ODU | 5-9-1 | | 0-2-1 | 9-6-2 | INJ | 7-8-0 |
| JMU | 2-7-0 | | 3-1-0 | 8-1-2 | INJ | 28-16-3 |
| UCLA | 7-4-1 | | 0-1-0 | 16-4-3 | INJ | 22-10-1 |
| at Rutgers | 3-2-1 | | 3-1-0 | 7-4-4 | 14-3-3 | 27-6-1 |
| at UNLV | 7-8-0 | | 0-1-1 | 9-5-5 | 13-3-3 | 17-10-3 |
| vs Miss St | 0-0-0 | | 7-0-4 | 11-2-3 | 2-1-0 | 21-6-2 |
| at GT | 4-5-1 | 0-3-0 | 2-1-0 | 4-3-4 | 10-1-1 | 19-10-4 |
| UNC | 2-3-1 | 0-0-0 | 0-4-1 | 9-5-3 | 12-5-5 | 12-6-1 |
| at NCST | 2-1-0 | 0-0-0 | 3-0-2 | 14-2-3 | 6-3-1 | 7-5-1 |
| DUKE | 4-3-1 | 2-2-0 | 5-2-0 | 15-2-4 | 9-0-3 | 24-1-3 |
| at BC | 0-2-1 | 0-0-0 | 3-1-1 | 12-5-5 | 17-0-1 | 23-8-1 |
| at Wake | 2-1-0 | DNP | 2-3-3 | 10-2-2 | 11-1-0 | 20-4-2 |
| VT | 3-0-1 | 0-0-0 | 12-4-3 | 15-3-1 | 2-8-4 | 17-6-1 |
| at Louisville | 8-3-0 | DNP | 0-0-0 | 4-1-4 | 20-2-1 | 17-11-2 |
| NOTRE DAME | 18-2-2 | 0-3-0 | 6-1-0 | 14-3-6 | 15-6-6 | 17-7-0 |
| at UNC | 2-1-1 | DNP | 13-0-1 | 16-6-3 | 14-3-3 | 15-12-1 |
| SYRACUSE | 6-1-1 | 2-8-0 | 2-0-2 | DNP | 11-3-2 | 24-7-1 |
| CLEMSON | 19-4-0 | 1-1-0 | 8-0-1 | 13-6-7 | 0-0-0 | 21-3-2 |
| at Florida St | 4-1-0 | 0-1-0 | 3-2-0 | 8-2-2 | 12-4-4 | 19-3-1 |

STARTERS IN BOLD

| VIRGINIA | | OPPONENT |
|------------------------|----------------|-----------------|
| Bench Points | 397 (16.5 ppg) | 287 (11.9 ppg) |
| FG Percentage- Home | 250-600 (.416) | 224-634 (.353) |
| FG Percentage- Road | 257-680 (.378) | 279-695 (.401) |
| FG Percentage- Neutral | 21-54 (.389) | 27-62 (.435) |

VIRGINIA'S RECORD WHEN

| | |
|--------------------------------|------|
| Game decided by 10 pts or less | 4-8 |
| Leading at halftime | 10-2 |
| Trailing at halftime | 1-12 |
| Tied at halftime | 0-0 |
| Went into overtime | 1-0 |
| Leading by 10 or more points | 8-1 |
| Shot FG 50% or better | 3-0 |
| Shot FG less than 50% | 7-14 |
| Shot FG less than 40% | 2-12 |
| Shot FG 40% or better | 8-2 |
| Holding opponent under 60 pts | 7-2 |
| Scoring 30-39 points | 0-0 |
| Scoring 40-49 points | 0-4 |
| Scoring 50-59 points | 3-5 |
| Scoring 60-69 points | 3-5 |
| Scoring 70-79 points | 2-0 |
| Scoring 80-89 points | 1-0 |
| Scoring 90-100 points | 1-0 |
| Scoring over 100 points | 0-0 |
| Outrebounding opponent | 6-3 |
| Being outrebounded | 3-10 |
| Tied in rebounding | 1-1 |
| Have fewer TOs than opponent | 6-7 |
| Committing fewer than 15 TOs | 0-4 |

SCORING BENCHMARKS
GAMES WITH 30 OR MORE POINTS IN 19-20

| | |
|----------------------|---|
| Jocelyn Willoughby | 1 |
| Kylie Kornegay-Lucas | 1 |

GAMES WITH 20 OR MORE POINTS IN 19-20

| | |
|----------------------|----|
| Jocelyn Willoughby | 11 |
| Shemera Williams | 1 |
| Kylie Kornegay-Lucas | 1 |

GAMES WITH 10 OR MORE POINTS IN 19-20

| | |
|----------------------|----|
| Jocelyn Willoughby | 22 |
| Shemera Williams | 11 |
| Dominique Toussaint | 10 |
| Lisa Jablonowski | 6 |
| Amandine Toi | 4 |
| Carole Miller | 3 |
| Kylie Kornegay-Lucas | 1 |

GAMES WITH 10 OR MORE REBOUNDS IN 19-20

| | |
|----------------------|---|
| Jocelyn Willoughby | 8 |
| Kylie Kornegay-Lucas | 2 |
| Lisa Jablonowski | 1 |

DOUBLE DOUBLES IN 19-20

| | |
|----------------------|---|
| Jocelyn Willoughby | 8 |
| Kylie Kornegay-Lucas | 2 |

| | Field Goal % | | 3-Point FG % | | Free Throw Pct. | | Rebounds | Turnovers |
|---------------|--------------|--------------|--------------|--------------|-----------------|--------------|-------------|------------|
| | Virginia | Opponent | Virginia | Opponent | Virginia | Opponent | UVA-Opp | UVA-Opp |
| BUCKNELL | 28-51 (.549) | 21-53 (.396) | 6-11 (.545) | 7-23 (.304) | 22-28 (.786) | 11-13 (.846) | 38-19 (+19) | 16-15 (+1) |
| at USC | 19-73 (.260) | 19-62 (.306) | 1-15 (.067) | 3-23 (.130) | 10-17 (.588) | 18-23 (.783) | 50-47 (+3) | 12-12 (E) |
| at CSUN | 26-54 (.481) | 16-59 (.271) | 9-19 (.474) | 5-24 (.208) | 11-14 (.786) | 10-14 (.714) | 40-34 (+6) | 19-18 (+1) |
| KENTUCKY | 13-42 (.310) | 17-57 (.298) | 3-13 (.231) | 6-20 (.300) | 18-23 (.783) | 10-12 (.833) | 34-38 (-4) | 22-23 (-1) |
| at UConn | 14-57 (.246) | 30-59 (.508) | 6-16 (.375) | 9-23 (.391) | 10-14 (.714) | 14-22 (.636) | 35-42 (-7) | 19-10 (+9) |
| ODU | 19-56 (.339) | 20-72 (.455) | 2-17 (.118) | 8-30 (.267) | 16-20 (.800) | 5-11 (.455) | 50-40 (+10) | 21-14 (+7) |
| JMU | 19-53 (.358) | 17-57 (.298) | 3-12 (.250) | 8-27 (.296) | 14-20 (.700) | 7-13 (.538) | 37-37 (E) | 19-21 (-2) |
| UCLA | 22-51 (.431) | 26-67 (.388) | 3-8 (.375) | 5-24 (.208) | 15-21 (.714) | 16-21 (.762) | 32-42 (-10) | 21-16 (+5) |
| at Rutgers | 20-54 (.370) | 24-49 (.490) | 8-14 (.571) | 5-14 (.357) | 15-23 (.652) | 20-26 (.769) | 32-33 (-1) | 15-15 (E) |
| at UNLV | 20-45 (.444) | 18-65 (.277) | 4-10 (.400) | 8-34 (.235) | 19-26 (.731) | 11-16 (.688) | 41-35 (+6) | 24-16 (+8) |
| vs Miss St | 21-54 (.389) | 27-62 (.435) | 4-13 (.308) | 6-19 (.316) | 13-16 (.813) | 12-17 (.706) | 33-39 (-6) | 16-17 (-1) |
| at Ga Tech | 20-52 (.385) | 25-57 (.439) | 5-10 (.500) | 5-21 (.238) | 6-9 (.667) | 6-11 (.545) | 36-30 (+6) | 15-7 (-8) |
| UNC | 21-58 (.362) | 27-61 (.443) | 3-14 (.214) | 8-24 (.333) | 2-4 (.500) | 3-7 (.429) | 40-34 (+6) | 21-14 (-7) |
| at NCST | 21-51 (.412) | 28-57 (.491) | 5-18 (.278) | 11-30 (.367) | 13-16 (.813) | 13-16 (.813) | 25-38 (-13) | 18-14 (+4) |
| DUKE | 23-45 (.511) | 22-49 (.449) | 5-10 (.500) | 10-21 (.476) | 15-19 (.789) | 9-13 (.692) | 24-27 (-3) | 23-28 (-5) |
| at BC | 29-54 (.537) | 19-56 (.339) | 4-12 (.333) | 3-20 (.150) | 7-14 (.500) | 11-15 (.733) | 36-32 (+4) | 15-19 (-4) |
| at Wake | 22-59 (.373) | 20-52 (.385) | 3-11 (.273) | 6-16 (.375) | 9-14 (.643) | 16-17 (.941) | 26-45 (-19) | 9-20 (-11) |
| VT | 25-63 (.397) | 22-54 (.407) | 4-20 (.200) | 7-22 (.318) | 7-11 (.636) | 18-22 (.818) | 30-41 (-11) | 16-17 (-1) |
| at Louisville | 21-58 (.362) | 25-57 (.439) | 4-13 (.308) | 6-18 (.333) | 10-18 (.556) | 15-20 (.750) | 33-40 (-7) | 15-16 (-1) |
| NOTRE DAME | 34-72 (.472) | 18-56 (.321) | 6-16 (.375) | 5-21 (.238) | 16-21 (.762) | 19-28 (.679) | 47-35 (+12) | 17-22 (-5) |
| at UNC | 24-66 (.364) | 30-63 (.476) | 4-18 (.222) | 6-17 (.353) | 16-23 (.696) | 12-17 (.706) | 38-38 (E) | 14-16 (-2) |
| SYRACUSE | 22-54 (.407) | 15-57 (.263) | 0-11 (.000) | 2-17 (.118) | 13-16 (.813) | 9-14 (.643) | 46-31 (+15) | 24-18 (+6) |
| CLEMSON | 24-55 (.436) | 19-51 (.373) | 6-17 (.353) | 3-13 (.231) | 16-20 (.800) | 13-16 (.813) | 32-34 (-2) | 20-25 (-5) |
| at Florida St | 21-57 (.368) | 25-59 (.424) | 3-13 (.231) | 4-21 (.190) | 10-14 (.714) | 9-18 (.500) | 30-41 (-11) | 12-14 (-2) |

| VIRGINIA HIGHS | | OPPONENT HIGHS |
|-----------------------------|-------------------------------------|------------------------------------|
| Points | 90 vs Notre Dame (1/26)..... | 83 at UConn (11/19) |
| Points - Quarter..... | 34 (2nd) vs Notre Dame..... | 26 (3rd) vs Virginia Tech |
| Points at the Half | 53 vs Notre Dame..... | 42 at UConn |
| Largest Halftime Lead | 24 vs Notre Dame..... | 25 at UConn |
| FG Made | 34 vs Notre Dame (1/26)..... | 30 at UConn (11/19) |
| FG Attempts | 73 at USC (11/9)..... | 72 vs ODU (11/24) |
| FG % | .549 vs Bucknell (11/5)..... | .508 at UConn (11/19) |
| 3FG Made | 9 at CSUN (11/12)..... | 11 at NC State (1/5) |
| 3FG Attempts | 20 vs Virginia Tech (1/19)..... | 34 vs UNLV (12/20) |
| 3 pt % | .571 (28-51) at Rutgers (12/5)..... | .391 at UConn (11/19) |
| Free Throws Made | 22 vs Bucknell (11/5)..... | 20 at Rutgers (12/5) |
| Free Throw Attempts | 28 vs Bucknell (11/5)..... | 26 at Rutgers (12/5) |
| Free Throw %..... | .813 (13-16) vs Miss St | .941 (16-17) at Wake Forest (1/16) |
| Rebounds | 50 (2x)..... | 47 at USC (11/9) |
| Assists | 25 vs Notre Dame (1/26)..... | 24 at NC State (1/5) |
| Steals | 16 vs Duke (1/9)..... | 14 vs ODU (11/24) |
| Blocked Shots | 5 (2x)..... | 13 at USC (11/9) |
| Turnovers | 24 (2x) last vs Syracuse (2/2)..... | 28 vs Duke (1/9) |
| Fouls | 23 vs Notre Dame (1/26)..... | 23 (2x) |

| VIRGINIA LOWS | | OPPONENT LOWS |
|--------------------------------|--------------------------------|------------------------|
| Points | 44 at UConn (11/19)..... | 41 vs Syracuse (2/2) |
| Points- Quarter..... | 2 (2nd) vs JMU..... | 6 (2nd) at CSUN |
| Fewest Points at the Half..... | 15 vs ODU..... | 17 at CSUN |
| FG Made | 13 vs Kentucky (11/16)..... | 16 at CSUN (11/12) |
| FG Attempts | 42 vs Kentucky (11/16)..... | 49 at Rutgers (12/5) |
| FG %..... | .246 at UConn (11/19)..... | .271 at CSUN (11/12) |
| 3FG Made | 0 vs Syracuse (2/2)..... | 2 vs Syracuse (2/2) |
| 3FG Attempts | 8 vs UCLA (12/1)..... | 14 at Rutgers (12/5) |
| 3FG %..... | .000 vs Syracuse..... | .118 vs Syracuse (2/2) |
| Free Throws Made | 2 vs UNC (1/2)..... | 3 vs UNC (1/2) |
| Free Throw Attempts | 4 vs UNC (1/2)..... | 7 vs UNC (1/2) |
| Free Throw %..... | .588 at USC (11/19)..... | .455 vs ODU (11/24) |
| Rebounds | 30 at Florida State..... | 19 vs Bucknell (11/5) |
| Assists | 4 vs Kentucky (11/16)..... | 6 vs Bucknell (11/5) |
| Steals | 2 at Georgia Tech (12/29)..... | 3 at USC (11/9) |
| Blocked Shots | 0 (3x)..... | 0 (2x) |
| Turnovers | 9 at Wake Forest (1/16)..... | 10 at UConn (11/19) |
| Fouls | 11 vs UNC (1/2)..... | 13 at UConn (11/19) |

| VIRGINIA INDIVIDUAL HIGHS | | OPPONENT INDIVIDUAL HIGHS |
|----------------------------------|---|----------------------------------|
| Points | 31 (2x) last KKL vs ODU..... | 27 (2x) last Gorecki vs Duke |
| FG Made | 10 (2x) last Willoughby at BC..... | 10 (2x) last Bailey at UN |
| FG Attempts | 20 (2x) last Toussaint at UNC..... | 18 Onyenwere vs UCLA |
| FG %..... | .875 (7-8) Jablonowski vs Bucknell..... | .857 (6-7) Wallace at Rutgers |
| 3FG Made | 4 Toi at UNC..... | 5 Gorecki vs Duke |
| 3FG Attempts | 7 (2x)..... | 12 Brunelle vs Notre Dame |
| 3FG Percentage | 3-of-3 Willoughby vs Bucknell..... | 3-6 Mack vs Bucknell |
| FT Made | 11 Willoughby vs Duke..... | 9 Guirantes at Rutgers |
| FT Attempts | 11 (2x)..... | 13 Guirantes at Rutgers |
| FT Percentage | 11-11 Willoughby vs Duke..... | 6-6 (2x) |
| Rebounds | 16 Willoughby vs JMU..... | 17 Bailey at UNC |
| Assists | 10 Kornegay-Lucas vs Notre Dame..... | 6 (2x) |
| Steals | 9 Williams vs Duke..... | 6 Gorecki vs Duke |
| Blocked Shots | 3 (2x)..... | 5 Watts at USC |
| Turnovers | 8 Toussaint vs Duke..... | 6 (3x) |

VIRGINIA INDIVIDUALS

- **Two UVA players with double-doubles in the same game:** vs Georgia Tech 2/24/19 (Willoughby 12p, 13r; Toussaint 10p, 10r)
- **Five Players in double figures:** vs Cal 3/16/18 (Aiyetan 16, Willoughby 13, Huland El 12, Brown 11, Toussaint 10)
- **Six players in double figures:** vs Norfolk State 11/16/15 (Randolph 17, Moses 12, Brown 11, Venson 10, Mason 10, Huland El 10, Jones 10)
- **Seven players in double figures:** vs Norfolk State 11/16/15 (Randolph 17, Moses 12, Brown 11, Venson 10, Mason 10, Huland El 10, Jones 10)
- **Zero players in double figures:** vs Louisville, 1/17/19
- **Every Cavalier player scored:** at Miami, 2/3/19
- **Scored 20 points:** 21, Jocelyn Willoughby vs Clemson, 2/6/20
- **Scored 25 points:** 27, Jocelyn Willoughby at Rutgers, 12/5/19
- **Scored 30 points:** 31, Kylie Kornegay-Lucas vs ODU, 11/24/19
- **Scored 40 points:** **48, Mimi Kennedy at North Carolina, 01/15/98
- **A non-starter scored 20 or more points:** 20, Shemera Williams at Louisville (1/23)
- **Two or more Hoos scored 20 or more points in the same game:** vs Coppin State (Willoughby 21, Aiyetan 23) 11/13/16
- **Perfect from the field (5 attempts):** 5-5, Khyasia Caldwell vs Coppin State, 12/2/18
- **Perfect at FT line (10 attempts):** 11-11, Jocelyn Willoughby vs Duke, 1/9/20
- **Perfect at FT line (9 attempts):** 11-11, Jocelyn Willoughby vs Duke, 1/9/20
- **Perfect at FT line (8 attempts):** 11-11, Jocelyn Willoughby vs Duke, 1/9/20
- **Had 20 Free throw attempts:** 20**, Brandi Teamer at Wake Forest, 1/6/05
- **Had 15 rebounds:** 16, Jocelyn Willoughby vs JMU, 11/30/19
- **Had 20 rebounds:** 24, Sarah Imovbioh vs Ohio State 11/14/14
- **Had 10 assists:** 10, Kylie Kornegay-Lucas vs Notre Dame (1/26/20)
- **Had 6 steals:** 9, Shemera Williams vs Duke, 1/9/20
- **Blocked 5 shots:** 5, Mone Jones at Pitt, 01/24/19

VIRGINIA TEAM

- **UVA ranked in AP Top 25:** #22, 11/21/12
- **UVA ranked USA Today Top 25:** #22, 3/8/10
- **Played AP No. 1 team:** #1 Duke, L 79-58, 3/2/07
- **Defeated AP No. 1 team:** #1 Maryland, 75-74, 2/11/92
- **Defeated AP Top 10 team:** #4 Florida State 60-51, 2/16/17
- **Defeated AP Top 25 team:** #4 Florida State 60-51, 2/16/17
- **Defeated USA Today 25 team:** #4 Florida State 60-51, 2/16/17

FIELD GOAL SHOOTING

- **Shot 60 percent:** .623 (33-53) vs Georgia Tech, 3/02/08
- **Shot 70 percent:** **.700 (42-60) at Wake Forest, 1/07/87
- **Made 40-49 field goals:** 40 vs. Coppin State, 11/13/16
- **Made 50 field goals:** **54 vs Cleveland State, 11/29/95
- **Attempted 60-69 FG:** 77 at Notre Dame, 3/3/19
- **Attempted 70-79 FG:** 77 at Notre Dame, 3/3/19
- **Attempted 80 FG:** 85 at NC State, 2/10/11

THREE-POINT SHOOTING

- **Shot 50 percent:** .500 (5-10) vs Duke 1/9/20
- **Shot 60 percent:** .600 (9-15) vs UNCG 12/2/17
- **Shot 70 percent:** .750 (6-8) vs Louisville 03/01/15
- **Shot 80 percent:** .857 (6-7) vs St. John's, 03/19/88
- **Made 10 three-pt. field goals:** 10 at Duke 1/14/18
- **Attempted 20 three-pt. FG:** 25 (made 6) at Notre Dame 3/3/19
- **UVA failed to make at least one three-pointer:** 0-11 vs Syracuse 2/2/20
- **Opponent failed to make at least one three-pointer:** 0-9 at Louisville, 01/18/15

FREE THROW SHOOTING

- **Shot 85 percent:** .897 (26-29) vs Boston College 3/6/19
- **Shot 90 percent:** 1.000 (8-8) at Mich St 11/28/18
- **Shot 100 percent:** 1.000 (8-8) at Mich St 11/28/18
- **Made 20 free throws:** 26 vs Boston College 3/6/19
- **Made 30 free throws:** 30 vs. North Carolina, 02/20/14
- **Attempted 0 FT:** at Duke 1/14/18
- **Attempted 30 FT:** 33 vs Louisville 03/01/15
- **Attempted 40 FT:** 44 vs. Indiana, 11/26/09
- **Attempted 50 FT:** **54 at Wake Forest, 01/6/05

SCORING

- **Scored 80 points:** 84 vs Bucknell, 11/5/19
- **Scored 90 points:** 103 vs CCSU, 11/12/17
- **Scored 100 points:** 103 vs CCSU, 11/12/17
- **An opponent scored 100 points:** 103 at Notre Dame 3/3/19

REBOUNDING

- **Had 50 rebounds:** 50 vs ODU, 11/24/19
- **Had 60 rebounds:** 63 at Alabama, 12/21/12
- **Had 70 rebounds:** **77 vs. Rider, 12/19/96

ASSISTS

- **Had 20 assists:** 20 vs Bucknell, 11/5/19
- **Had 30 assists:** **37 vs. Cleveland State, 11/29/95

STEALS

- **Had 15 steals:** 16 vs Duke, 1/9/20
- **Had 20 steals:** 22 vs UMES, 12/17/13
- **Had 25 steals:** 26 vs. Clemson, 02/12/12
- **UVA forced 30 turnovers:** 31 at Wake, 01/10/16
- **UVA committed 30 turnovers:** 32 at Kentucky, 11/18/18

MISCELLANEOUS


- **UVA in OT:** W, 56-53 vs ODU, 11/24/19
- **UVA in 2OT:** L, 73-70 at Alabama, 12/21/12
- **UVA in 3OT:** W, 105-100 at North Carolina, 01/15/98
- **UVA shot 70% from the floor in a quarter:** .769 (10-13) 3rd at CSUN 11/12/19
- **UVA shot 60% from the floor in first half:** .619 (26-42) vs CCSU 11/12/17
- **UVA shot 60% from the floor in second half:** .608 (14-23) vs UIC 12/16/16
- **UVA shot less than 20% from floor first half:** .192 (5-26) vs NC State 1/13/19
- **UVA scored less than 15 points in first half:** 13 at Florida State, 01/8/06
- **UVA scored less than 15 points in second half:** 14 vs Louisville, 2/1/18
- **UVA held opp to less than 15 points first half:** 14 vs Wake Forest 3/2/17
- **UVA held opp to less than 15 points second half:** 11 vs Virginia Tech, 01/26/17
- **UVA held opp to less than 10 points first half:** 6 vs. Norfolk State, 12/28/12
- **UVA held opponent to less than 30 points:** 23 vs. Norfolk State, 12/28/12


**school record


0
DYLAN HORTON

 Freshman • Guard • 5-9
 Redondo Union
 Los Angeles, Calif.

1
CAROLE MILLER

 Freshman • Guard • 6-0
 Edison High
 Alexandria, Va.

4
DOMINIQUE TOUSSAINT

 Senior • Guard • 5-9
 Christ the King
 Staten Island, N.Y.

5
TIHANA STOJAVLJEVIC

 Junior • Forward • 6-3
 Texas Tech/Maine
 Zagreb, Croatia

10
SHEMERA WILLIAMS

 Freshman • Guard • 5-8
 Milwaukee Academy of Science
 Milwaukee, Wisc.


12
MEG JEFFERSON

 Freshman • Forward • 6-3
 Saint Columbia's Catholic College
 Sydney, Australia

13
JOCELYN WILLOUGHBY

 Senior • Guard/Forward • 6-0
 Newark Academy
 East Orange, N.J.

14
LISA JABLONOWSKI

 Senior • Forward • 6-3
 Lycee des Garcons
 Ernster, Luxembourg

15
KYLIE KORNEGAY-LUCAS

 Freshman • Guard • 5-10
 New Hope Academy (Md.)
 Camden, Del.

21
DANI LAWSON

 Sophomore • Forward • 6-2
 Hathaway Brown/Purdue
 Cleveland, Ohio

23
AMANDINE TOI

 R-Freshman • Guard • 5-10
 INSEP Academy
 Paris, France

30
FELICIA AIYEOTAN

 Senior • Center • 6-9
 Blair Academy (N.J.)
 Lagos, Nigeria


TINA THOMPSON

 Head Coach
 Second Season

KARLEEN THOMPSON

 Associate Head Coach
 Second Season

WALTER PITTS

 Assistant Coach
 First Season

MONICA WRIGHT

 Assistant Coach
 First Season