



# MIAMI BASKETBALL

## THE BASICS

**Date/Time:** Sunday, Jan. 27, 2019/6 p.m.

**Location:** Coral Gables, Fla./Watsco Center (7,972)

**Television:** ESPNU; **Online:** WatchESPN

**PxP:** Anish Shroff, **Color:** Cory Alexander

**Radio:** WQAM 560-AM (PxP: Joe Zagacki)

**Satellite Radio:** Sirius 108, XM 193, XM Internet 955

**Series vs. FSU:** Miami trails, 47-35

**Home:** 27-14 | **Road:** 8-31 | **Neutral:** 0-2

## 2018-19 SCHEDULE/RESULTS

OPPONENT	TV	TIME/SCORE
<b>OCTOBER</b>		
30 BARRY (EXHIBITION)	ACCNE	W, 91-61
<b>NOVEMBER (5-2)</b>		
9 LEHIGH	ACCNE	W, 83-62
13 STEPHEN F. AUSTIN	ESPNU	W, 96-58
17 BETHUNE-COOKMAN	ACCNE	W, 78-70
22 vs. La Salle <sup>1</sup>	ESPNU	W, 85-49
23 vs. Fresno State <sup>1</sup>	ESPN2	W, 78-76
25 vs. Seton Hall <sup>1</sup>	ESPN2	L, 81-83
28 RUTGERS <sup>2</sup>	ESPNU	L, 54-57
<b>DECEMBER (3-2)</b>		
1 vs. Yale <sup>3</sup>	ESPN3	L, 73-77
4 at Penn	ESPN+	L, 75-89
19 HOUSTON BAPTIST	ACCNE	W, 80-73
22 FLORIDA ATLANTIC	ACCNE	W, 75-55
29 CAMPBELL	RSN	W, 73-62
<b>JANUARY (1-5)</b>		
3 No. 18/19 NC STATE	ESPNU	L, 82-87
6 at Louisville	ESPNU	L, 73-90
9 at No. 13 Florida State	RSN	L, 62-68
12 WAKE FOREST	RSN	W, 76-65
19 No. 13/15 N. CAROLINA	ESPN2	L, 76-85
24 at Syracuse	Raycom	L, 53-73
27 No. RV/23 FLORIDA STATE	ESPNU	6 p.m.
30 VIRGINIA TECH	ESPN2	7 p.m.
<b>FEBRUARY</b>		
2 at Virginia	Raycom	2 p.m.
6 NOTRE DAME	ESPN2/U	7 p.m.
9 at North Carolina	Raycom	Noon
13 CLEMSON	ESPN2/U	7 p.m.
17 at Boston College	ESPNU	6 p.m.
23 GEORGIA TECH	RSN	2 p.m.
26 at Wake Forest	RSN	7 p.m.
<b>MARCH</b>		
2 at Duke	CBS	4 p.m.
5 PITTSBURGH	Raycom	8 p.m.
8 at Virginia Tech	ESPN2	7 p.m.
12-16 ACC Tournament <sup>4</sup>	ESPN/Raycom	

**BOLD CAPS** denotes home games at Watsco Center, Coral Gables, Fla.

[#/#] denotes Miami's AP/USA TODAY ranking

\* ACC game

<sup>1</sup> Wooden Legacy, Fullerton, Calif.; <sup>2</sup> ACC/Big Ten Challenge

<sup>3</sup> Hoophall Miami Invitational, American Airlines Arena (Miami, Fla.)

<sup>4</sup> Spectrum Center, Charlotte, N.C.

All times Eastern and subject to change

## ATHLETICS COMMUNICATIONS

**Assistant AD for Communications & Content:**

Andy Fledderjohann (Men's Basketball Contact)

Email: afledderjohann@miami.edu

Cell Phone: 434-906-0075

Twitter/Instagram/Facebook: @CanesHoops

GAME 19 • JAN. 27, 2019 • 6 P.M. • CORAL GABLES, FLA.



## MIAMI HURRICANES (9-9, 1-5 ACC)

**Head Coach:** Jim Larrañaga (Providence, '71)

**Record at UM:** 170-88 (8th season), **Career Record:** 640-422 (35th season)

VS



## RV/23 FLORIDA STATE SEMINOLES (14-5, 2-4 ACC)

**Head Coach:** Leonard Hamilton (Tennessee-Martin, '71)

**Record at FSU:** 319-213 (17th season), **Career Record:** 519-422 (31st season)

## THINGS TO KNOW

- Miami is the only team among basketball's six power conferences with five players averaging at least 11.6 ppg apiece.
- DJ Vasiljevic has hit at least one 3-pointer in 31 straight games – the longest current streak in the ACC – and needs to connect on one more 3-pointer to reach the career top 10 in 3-pointers at UM.
- Chris Lykes is eighth in the ACC in scoring (17.5) and fourth in conference play (19.3 ppg).
- UM has led in the second half in 16 of its 18 games.
- UM averages 8.8 3-pointers per game (third in ACC).
- Zach Johnson is one of 11 players nationally with 1,500 career points and 350 assists.
- Ebuka Izundu is third in the ACC in rebounding (9.4), and fourth in double-doubles (6).
- As a team Miami ranks seventh nationally in fewest fouls per game (14.3).
- Junior forward Dewan Hernandez has been withheld from competition thus far as the University and NCAA review his eligibility.

## MIAMI-FLORIDA STATE SERIES

Miami trails the series with Florida State, 47-35, but is 27-14 all-time at home against the Seminoles.

FSU won the first matchup this year, 68-62, on Jan. 9 in Tallahassee. Miami prevailed, 80-74, on Jan. 7, 2018, in the last meeting in Coral Gables.

Jim Larrañaga is 8-8 against Florida State in his career, with each of the games coming while at UM.

## THE ACC GRIND CONTINUES

Miami's ACC schedule is not for the faint of heart.

Ten of UM's 18 conference games pit the Canes against teams currently ranked in the Top 25 (AP and/or Coaches).

Miami and Wake Forest each play a league-high 10 games against ACC teams that currently are ranked in the top 25.

The Canes' challenging conference schedule includes 11 games against teams that competed in the 2018 NCAA Tournament, including home-and-homes with Florida State, North Carolina and Virginia Tech, all of which are currently ranked in the top 25.

## THE MAGNIFICENT SEVEN

Miami has primarily played with a rotation of seven to eight players. UM currently has seven scholarship student-athletes available, plus Willie Herenton, a former walk-on who was recently awarded a scholarship for the rest of the school year.

Chris Lykes (33.4, eighth), Anthony Lawrence (32.1, 16th), DJ Vasiljevic (31.0, 21st) and Zach Johnson (30.7, 24th) rank among the ACC's top 25 in minutes played.

The rotation was shortened to seven when Deng Gak went down with a season-ending injury on Dec. 1.

## BALANCE ON OFFENSE

Five Miami players are averaging at least 11.6 points per game apiece.

The Canes are the lone team among basketball's six power conferences with five players averaging 11.6 or more points per game.

The five: Chris Lykes (17.5), Zach Johnson (13.3), Anthony Lawrence (12.1), Ebuka Izundu (11.6) and DJ Vasiljevic (11.6).

The five also are nearly all averaging in double figures in conference play, with each averaging at least 9.8 points per game.

## CANES PARTICIPATING IN SUITS AND SNEAKERS WEEK

Miami will participate twice this week in Suits and Sneakers Week, a Coaches vs. Cancer initiative that is taking place January 21-27 to support the American Cancer Society and the fight against cancer.

UM's coaches wore sneakers for the Canes' game against Syracuse on Thursday and will do so again Sunday for the Florida State contest.

## CLOSE, BUT NOT QUITE

Despite its eight losses, Miami has been in every game this season.

UM has held a lead in the second half in 16 of 18 games this season. The Penn and Syracuse games are the lone exceptions.

The Canes trailed by one in the second half at three different points on Thursday at Syracuse.

## PROJECTED STARTING LINEUP

Pos. No.	Name	Yr.	Ht.	Wt.	PPG	RPG	APG	Of Note
G 0	Chris Lykes	So.	5-7	157	17.5	2.7	3.6	Fourth in scoring in ACC games (19.3 ppg)
G 3	Anthony Lawrence II	Sr.	6-7	207	12.1	5.3	2.6	Has played in team-high 59 career ACC games
G 5	Zach Johnson	R-Sr.	6-2	192	13.3	3.2	2.2	1 of 11 active players nationally w/1,500 pts/350 ast
G 13	Anthony Mack	R-Fr.	6-6	214	3.4	1.3	0.9	Hit two 3-pointers and scored six points at Syracuse
C 15	Ebuka Izundu	Sr.	6-10	232	11.6	9.4	1.5*	Averaging 10.5 ppg, 9.8 rpg in ACC play
<b>RESERVES</b>								
G 1	Dejan (DJ) Vasiljevic	Jr.	6-3	184	11.6	4.6	1.4	Second in ACC in 3-pointers per game (2.83/gm)
G 2	Willie Herenton	So	6-1	178	1.1	0.0	0.0	Walk-on who earned scholarship on Jan. 18
G 10	Dominic Proctor	So.	6-6	180	0.0	0.0	0.0	Joined team as walk-on for 2018-19 season
F 20	Dewan Hernandez	Jr.	6-11	235	–	–	–	Team's top returning scorer, rebounder from '17-18
F 21	Sam Waardenburg	R-So.	6-10	216	4.8	3.6	1.2	Career-high nine rebounds against Wake Forest

\*Blocks per game

## BROADCAST BULLET POINTS




### 0 CHRIS LYKES

So. • 5-7 • 157 • Guard  
Mitchellville, Md. • Gonzaga College HS

**2018-19: 17.5 ppg, 2.7 rpg, 3.6 apg, 1.5 spg**

- Eighth in ACC in scoring; fourth in ACC play (19.3 ppg)
- Has third-highest scoring increase in ACC this season (+7.9 ppg)
- Second-leading scorer among players under 6-feet tall in basketball's six power conferences
- Named to All-ACC Academic Team last season
- Had offseason surgery on right shoulder



### 1 DJ VASILJEVIC

Jr. • 6-3 • 184 • Guard  
Melbourne, Australia • Australian Institute of Sport

**2018-19: 11.6 ppg, 4.6 rpg**

- Second in ACC in 3FG (2.83/game), sixth in 3FG% (43.6%)
- 169 career 3FG made; needs one more to reach UM career top 10
- Led ACC in 3-point shooting last season (41.1%)
- Named to All-ACC Academic Team last season
- Named top Australian junior in college hoops by FOX Sports Australia
- Lost 20 lbs during offseason; also had offseason foot surgery



### 2 WILLIE HERENTON

So. • 6-1 • 178 • Guard  
Lincolnshire, Ill. • Stevenson HS

**2018-19: 1.1 ppg, 0.0 rpg**

- Walk-on for 2018-19 season but awarded scholarship on Jan. 18
- Finished as one of top scorers in Stevenson HS history despite playing one year as full-time starter
- Home schooled until high school
- Brother Rodney is junior on Stanford basketball team
- Parents, Rodney and Andrea, both attended Harvard



### 3 ANTHONY LAWRENCE II

Sr. • 6-7 • 207 • Guard  
St. Petersburg, Fla. • Lakewood Senior HS

**2018-19: 12.1 ppg, 5.3 rpg, 2.6 apg, 1.4 spg**

- Has played in 116 career games (team-high 59 ACC games)
- Nearing UM career top 10 in games and steals
- Was point guard in high school
- Father, Anthony Sr., played at UM under Leonard Hamilton from 1991-94



### 5 ZACH JOHNSON

R-Sr. • 6-2 • 192 • Guard  
Miami, Fla. • Florida Gulf Coast • Norland HS

**2018-19: 13.3 ppg, 3.2 rpg, 2.2 apg**

- Graduate transfer from Florida Gulf Coast
- 1 of 11 active players nationally w/1,500 pts and 350 assists
- Has scored 1,584 points and played in 121 career games (both team highs); FGCU's fourth all-time leading scorer
- First-Team All-A-Sun pick last season (16.1 ppg, 3.3 rpg, 3.0 apg)
- Earned bachelor's degree in legal studies from FGCU




### 10 DOMINIC PROCTOR

So. • 6-6 • 180 • Guard  
Las Vegas, Nev. • Bishop Gorman HS

**2018-19: 0.0 ppg, 0.0 rpg**

- Walked on for 2018-19 season
- Was 14th-ranked player in Nevada in 2017 per 24/7 Sports
- Father (Michael) played basketball at Cornell



### 13 ANTHONY MACK

R-Fr. • 6-6 • 214 • Guard  
Las Vegas, Nev. • Wyoming • Blair Academy (N.J.)

**2018-19: 3.4 ppg, 1.3 rpg**

- Averaging 20.6 mins and 4.7 ppg in last eight games (total of five points in 33 minutes in team's first nine games)
- Transfer from University of Wyoming who was granted waiver for immediate eligibility for this season
- High school teammates with Deng Gak at Blair Academy (N.J.)



### 14 RODNEY MILLER JR.

Jr. • 7-0 • 255 • Center  
Laurelton, N.Y. • Oak Hill Academy

**2018-19: has not played**

- Redshirting 2018-19 season
- Lost 25 pounds during the offseason
- Has played in 30 career games




### 15 EBUKA IZUNDU

Sr. • 6-10 • 232 • Center  
Nigeria/Charlotte, N.C. • Victory Christian Center

**2018-19: 11.6 ppg, 9.4 rpg, 1.5 bpg**

- Third in ACC in rebounds and fourth in double-doubles (6)
- Nearly averaging double-double in ACC play (10.5 ppg/9.8 rpg)
- Last season: 5.0 ppg and 3.8 rpg per game; shot 69.2%
- Named to ACC Academic Honor Roll for first time last year
- Moved to U.S. in 2013 at age 17; grew up playing soccer, then started playing basketball in 2011



### 20 DEWAN HERNANDEZ

Jr. • 6-11 • 235 • Forward  
Miami, Fla. • Norland HS

**2018-19: has not played**

- Legally changed last name from Huell to Hernandez in October to honor his mother, Christina
- Named to 2019 Kareem Abdul-Jabbar Award Watch List
- Averaged 11.4 ppg and 6.6 rpg last season and was only Miami player to start all 32 games
- 2016 McDonald's HS All-American; entered name in NBA Draft process last season but withdrew prior to deadline



### 21 SAM WAARDENBURG

R-So. • 6-10 • 216 • Forward  
Auckland, New Zealand • Rangitoto College

**2018-19: 4.8 ppg, 3.6 rpg**

- Started 11 games; averaging 24.0 minutes per game
- Played in 21 games off bench, including each of last 15 contests, last season (averaged 3.3 ppg and 2.8 rpg)
- Averaged 16.7 minutes per game in conference play
- Shot 43.8 percent (14-32) from 3-point range last year



### 22 DENG GAK

R-Fr. • 6-10 • 211 • Forward  
Sydney, Australia • Blair Academy (N.J.)

**2018-19: 2.5 ppg, 4.1 rpg, 1.1 bpg (8 games)**

- Out for season (left knee injury suffered Dec. 1 vs. Yale)
- Redshirted 2017-18 season and has put on about 20 pounds since he arrived at UM
- Brother, Gorjok, is junior center at Florida



### 23 KAMERON MCGUSTY

Jr. • 6-5 • 192 • Guard  
Katy, Texas • Oklahoma • Sunrise Christian Academy (Kansas)

**2018-19: Redshirt Season**

- Sitting out 2018-19 season per NCAA transfer regulations
- 9.4 ppg, 2.0 rpg in 63 career games (25 starts) at Oklahoma
- Was Big 12 All-Freshman Team selection in 2017
- Father, Kerol, played college basketball at Stephen F. Austin

## MEDIA INFORMATION

### COVERING THE CANES

All interview requests for student-athletes, coaches or staff must be approved by Andy Fledderjohann in the UM Communications office. Please provide at least one day to coordinate interviews.

Any misuse of credentials will result in removal from the Watsco Center and the permanent voiding of the credential.

The Miami locker room is closed at all times. For home games, head coach Jim Larrañaga and at least one UM player will report to the media room for interviews following the opposing team's press conference. For road games, Larrañaga will be available in the media room and players are available by request outside the locker room.

### PRESS CREDENTIALS

Media members interested in obtaining season or game credentials should apply online at [www.sportssystems.com/miami/basketball](http://www.sportssystems.com/miami/basketball).

Credential requests should be submitted no later than seven days prior to the game. Credentials that cannot be mailed will be held for pickup at the will call table at the Watsco Center. You must have a press pass to be admitted to the media area and the press room.

### PHOTO CREDENTIALS

All photographers and camera operators must wear a visible credential issued by the Miami Athletics Communications Department. Photographers work from the baselines at both ends of the court at Watsco Center. Live television is given top priority for court-side space.

### ACC TELECONFERENCE SCHEDULE

The ACC Men's Basketball Weekly Teleconference continues each Monday through March 4, beginning at 10:30 a.m. Each coach will have 10 minutes to make an opening statement and answer questions.

Please contact Andy Fledderjohann for the call-in information.

There will be an replay of each teleconference at [www.theacc.com/podcasts.aspx](http://www.theacc.com/podcasts.aspx) each Monday afternoon. Coaches whose teams play on Monday evening will not participate in that day's teleconference.

Jim Larrañaga's schedule for the remaining teleconferences, as well as the opposing coaches for the Miami games that week:

Date	Larrañaga Time	Opposing Coach
1/28	12:30 p.m.	B. Williams 12:20 p.m. Bennett 11 a.m.
2/4	11 a.m.	Brey 12:20 p.m. R. Williams Noon
2/11	11 a.m.	Brownell 10:40 a.m. Christian 10:30 a.m.
2/18	11 a.m.	Pastner 10:50 a.m.
2/25	11 a.m.	Manning 11:20 a.m. Krzyzewski 12:10 p.m.
3/4	11 a.m.	Capel 11:30 a.m. B. Williams 12:30 p.m.

### LAST TIME OUT: SYRACUSE 73, UM 53

Syracuse hit 14-for-30 from 3-point range in a 73-53 win over Miami Thursday at the Carrier Dome.

DJ Vasiljevic hit a trio of 3-pointers and scored 11 points to lead UM, which shot just 33.9 percent (20-59), including 8-for-29 (27.6%) from 3-point range.

UM trailed 32-29 at the half. SU led 42-39 with 15 minutes to go and went on a 19-5 run to take control.

### LYKES PACES OFFENSE

Chris Lykes is averaging 17.5 ppg and ranks eighth in the ACC in scoring. He is averaging 19.3 ppg in conference games, which is fourth among all ACC players.

He owns seven 20-point games this season, which is seventh most among ACC players and has upped his scoring average by 7.9 ppg from his freshman season, marking the third largest increase among ACC players.

As part of his 25-point day against Wake Forest, Lykes went 14-for-14 at the free-throw line, the second-best performance at the line in school history (Jack McClinton, 16-16 vs. NC State, 3/7/09).

Lykes scored a career-high 28 points in the ACC opener against NC State.

### CHRIS LYKES: HEART OVER HEIGHT

At 5-foot-7, Chris Lykes is the shortest player on any team in basketball's six power conferences (ACC, Big East, Big Ten, Big 12, Pac-12, SEC).

Within these conferences, he is the second-leading scorer among players under 6-feet tall at 17.5 ppg (Markus Howard, 5-11, Marquette, 24.3 ppg).

He is one of six players under 6-feet tall to regularly be a starter this year, joining Howard, Aaron Calixte (Oklahoma), Justin Coleman (Arizona), Jared Harper (Auburn) and Tremont Waters (LSU).

The other five players in this group all are at least 5-feet-10.

### IZUNDU: THE DOUBLE-DOUBLE MACHINE

Ebuka Izundu has stepped into a starting role this season and averaged 11.6 ppg and a team-high 9.4 rebounds per game (5.0 ppg, 3.8 rpg last season).

Izundu has produced six double-doubles and nearly is averaging a double-double in ACC play (10.5 ppg, 9.8 rpg).

He leads the ACC in offensive rebounds (3.72/game), ranks third overall in rebounds (9.4), fourth in double-doubles and eighth in blocks (1.5/game).

### Ebuka Izundu: Year-by-Year Progression

Year	G-GS	PPG	RPG	MPG
2015-16	15-0	2.1	1.3	5.3
2016-17	32-7	4.2	3.0	13.0
2017-18	32-2	5.0	3.8	14.6
2018-19	18-18	11.6	9.4	28.6

### JOHNSON IN ELITE 1,500/350 CLUB

Zach Johnson is one of 11 active players nationally to score 1,500 career points and rack up 350 career assists.

Johnson has scored 1,584 career points (1,344 at Florida Gulf Coast, 240 at UM) and owns 360 career assists (321 at FGCU, 39 at UM).

Johnson ranks 40th nationally in career scoring and 51st in assists among active Division I players.

He is averaging 13.3 ppg this season.

### CAREER STATISTICS VS. FLORIDA STATE

	GP-S	PPG	RPG	APG	BPG	SPG
Herenton	1-0	0.0	0.0	0.0	0.0	0.0
Hernandez	4-2	10.0	4.3	0.3	1.0	0.8
Izundu	6-1	3.2	2.2	0.2	0.2	0.2
Johnson*	2-1	11.5	5.0	3.0	0.0	2.0
Lawrence	7-5	6.0	3.6	1.1	0.1	0.4
Lykes	3-1	11.7	1.3	3.0	0.0	0.7
Mack	1-1	2.0	2.0	4.0	0.0	0.0
Vasiljevic	5-0	9.2	2.8	1.0	0.0	0.4
Waardenburg	2-0	4.5	0.5	0.0	0.0	0.0

\* one game at FGCU in 2017 NCAA Tournament

### JAN. 9: FSU OUTLASTS MIAMI, 68-62

Chris Lykes scored 17 points and Miami rallied to cut its deficit to two points in the final minute, but the Hurricanes dropped a 68-62 ACC contest at then-No. 13 Florida State on Jan. 9 in the teams' last meeting.

Anthony Lawrence II added 14 points and Ebuka Izundu recorded 13 points and nine rebounds for UM.

Miami trailed by as many as 13 points in the second half but rallied to pull within two, 64-62, on a Zach Johnson layup with 56 seconds remaining.

Miami shot 37 percent (20-54) from the field and hit just 4-of-18 shots from 3-point range. FSU connected on 27-of-64 (42.2 percent) from the field was led by David Nichols with 13 points.

UM stayed in the game with terrific free-throw shooting. Miami was 18-for-22 (81.8 percent) from the charity stripe, including 13-for-15 in the first half.

### VASILJEVIC AMONG ACC 3-PT LEADERS

DJ Vasiljevic is 51-for-117 (43.6%) from 3-point range and averaging 11.6 ppg.

He is second in the ACC in 3-pointers made and 3-pointers per game (2.83) and sixth in 3-point field goal percentage.

Vasiljevic led the ACC in 3-point field goal percentage last season (41.1%), becoming the fifth Hurricane to top the conference in 3-point shooting (first since Malcolm Grant in 2011).

### VASILJEVIC 3-POINT STREAK AT 31

DJ Vasiljevic has connected on at least one 3-pointer in 31 consecutive games, the longest current streak in ACC. The second longest belongs to UVA's Kyle Guy (18).

It is the fourth-longest streak in Miami history and the 24th longest in ACC history.

The program record is 35 straight games, set by Malcolm Grant (2011-12) and McClinton (2008-09). The ACC record is 69 straight, set by Georgia Tech's Dennis Scott during the 1988-90 seasons.

### MACK PROVIDING VALUABLE MINUTES

Anthony Mack has given Miami valuable minutes off the bench in the last nine games, averaging 20.6 minutes and 4.7 points per game in that span.

In six ACC contests, he has averaged 22.2 minutes per game and made four starts.

He scored a career-high nine points against Wake Forest, including a pair of 3-pointers.

He scored five total points in 33 minutes while playing in five of UM's first nine games.



## QUICK FACTS

Location .....	Coral Gables, Fla.
Enrollment .....	17,348
Founded .....	1925
Nickname .....	Hurricanes
Colors .....	Orange (PMS 1665), Green (3435) and White
President .....	Dr. Julio Frenk
Director of Athletics .....	Blake James
Conference .....	Atlantic Coast (joined 2004)
Arena/Capacity .....	Watsco Center/7,972
Press Row .....	305-284-2111

## COACHING STAFF

Head Coach .....	Jim Larrañaga (Providence, '71)
Record at Miami .....	170-88 (8th season)
Career Record .....	640-422 (35th season)
Assoc. Head Coach ..	Chris Caputo (Westfield [Mass.] St, '02)
Assistant Coach .....	Alvin "Pooh" Williamson (Tulsa, '95)
Assistant Coach .....	Adam Fisher (Penn State, '06, '09)
Dir of BB Ops .....	Lamont Franklin (UNC Wilmington, '97)
Associate Director of Ops .....	Jeff Dyer (Delaware, '14)
Strength & Conditioning Coach ..	Casey Cathrall (Ithaca, '12)
Assistant Athletic Trainer .....	Javier Jimenez (Temple, '06)

## PROGRAM HISTORY

First Year of Basketball .....	1926
All-Time Record .....	1,041-758 (.579)
Under Jim Larrañaga .....	170-88 (.659; 8 years)
All-Time ACC Record .....	119-123 (.492)
Under Jim Larrañaga .....	76-54 (.585)
ACC Regular-Season Championships .....	1 (2013)
ACC Tournament Championships .....	1 (2013)
NCAA Tournament Appearances .....	10
1960, '98, '99, 2000, '02, '08, '13, '16, '17, '18	
All-Time Record in NCAA Tournament .....	8-10
Last NCAA Postseason Finish .....	2018 First Round
NIT Appearances .....	12
1961, '63, '64, '95, '97, 2001, '05, '06, '09, '11, '12, '15	
All-Time Record in NIT .....	11-12
Last NIT Finish .....	2015 Runner-Up

## CANES IN PRO BASKETBALL/FOOTBALL

### Years at Miami in parentheses

#### NBA

Bruce Brown Jr. (2016-18) .....	Detroit Pistons
Lonnie Walker IV (2017-18) .....	San Antonio Spurs

#### NFL

Jimmy Graham (2005-09) .....	Green Bay Packers
Erik Swoope (2010-14) .....	New Orleans Saints

#### G-League

Kamari Murphy (2015-17) .....	Long Island Nets
Davon Reed (2013-17) .....	Fort Wayne Mad Ants
Angel Rodriguez (2014-16) .....	Rio Grande Valley Vipers
Durand Scott (2009-13) .....	Long Island Nets

#### International

Rion Brown (2010-14) .....	Promitheas (Greece)
Ivan Cruz Uceda (2014-16) .....	Bilbao Basket (Spain)
Guillermo Diaz (2003-06) .....	San Lorenzo de Almagro
.....	(Argentina)
Julian Gamble (2008-13) .....	Nanterre 92 (France)
Malcolm Grant (2009-12) .....	KK Mornar Bar (Montenegro)
Tonye Jekiri (2012-16) .....	Gaziantep Basketbol (Turkey)
Reggie Johnson (2009-13) .....	Rain or Shine Elasto Painters
.....	(Philippine Basketball League)
DeQuan Jones (2008-12) .....	Hapoel Holon
.....	(Israeli Premier League)
Kenny Kadji (2011-13) .....	Tofaş (Turkey)
Shane Larkin (2011-13) .....	Anadolu Efes (Turkey)
Trey McKinney Jones (2011-13) .....	Chiba Jets Funabashi
.....	(Japanese B.League)
JaQuan Newton (2015-18) .....	Miasto Szkła Krosno (Poland)

## HERENTON EARNS SCHOLARSHIP

Sophomore guard Willie Herenton was awarded an athletic scholarship for the spring semester by Miami head coach Jim Larrañaga.

Herenton served as a team manager last season before joining the team as a student-athlete last summer.

## NOTING THE SYRACUSE GAME

- Miami scored a season low in points (previous low was 54 against Rutgers on Nov. 28).
- Miami shot 33.9 percent, its second lowest in a game this season.
- Syracuse's 14 3-pointers marked a season high for a Miami opponent. The previous high was 13, set at Louisville and Penn.
- The Orange blocked 11 shots, most by a UM opponent this season. Rutgers had eight blocks against the Canes on Nov. 28.
- DJ Vasiljevic has hit 169 career 3-pointers, one shy of the top 10 in program history.
- Vasiljevic grabbed eight rebounds, a career high.
- Chris Lykes scored eight points, just the second time in 18 games that he did not score in double figures.
- Ebuka Izundu recorded 10 rebounds, reaching double figures for the eighth time this season.

## OFFENSE CONTINUES TO HIT 70 POINTS

Miami has eclipsed the 70-point plateau in 15 of 18 games this season. The Canes are 9-6 when breaking the 70-point mark this year.

The Canes are 114-21 when scoring 70 or more points under Larrañaga and 48-4 when breaking the 80-point barrier.

## THE WATSCO ADVANTAGE

Miami 95-29 (.766) at home under Jim Larrañaga. The Canes have won 45 of their last 54 games at the Watsco Center.

In its 17th year at the Watsco Center (formerly BankUnited Center), Miami is 188-73 (.720) on its home court.

In eight years under Larrañaga, Miami is 45-20 in ACC action at home and 50-8 in non-conference play.

### Miami at Watsco Center Under Jim Larrañaga

Year	Overall	N-C	ACC
2011-12 .....	14-4	8-2	6-2
2012-13 .....	14-1	6-0	8-1
2013-14 .....	8-8	5-2	3-6
2014-15 .....	12-6	7-2	5-4
2015-16 .....	15-1	6-1	9-0
2016-17 .....	14-2	7-0	7-2
2017-18 .....	11-3	5-0	6-3
2018-19 .....	7-3	6-1	1-2
<b>Totals</b>	<b>95-28</b>	<b>50-8</b>	<b>45-20</b>

## CANES LOOK TO BUILD ON ACC SUCCESS

Miami scored 10 or more league victories in five of Jim Larrañaga's first seven years, including the last four seasons.

The Canes join Virginia, Duke and UNC as the lone teams to win 10 or more ACC games each of the last four years.

Prior to Larrañaga's arrival, Miami never had won 10 ACC games in a season.

Miami finished with 11 ACC wins last season, its third-most conference wins since joining the league in 2004-05.

## CANES SIGN TWO TO 2019-20 NLI

Miami announced Nov. 14 the signing of Anthony Walker and Isaiah Wong to National Letters of Intent for the 2019-20 school year.

Walker and Wong are four-star recruits and rated among the top 100 players nationally in the Rivals recruiting rankings. Walker is a 6-foot-9, 210-pound power forward from Nottingham, Md. Wong is a 6-foot-3, 170-pound guard from Trenton, N.J.

### Isaiah Wong (6-3, 170, Guard, Trenton, N.J.)

- Athletic combo guard is consensus 4-star recruit
- Ranked No. 71 nationally, No. 10 guard by Rivals
- Also ranked No. 78 nationally, No. 16 guard and No. 3 recruit in New Jersey on ESPN100 list
- 22.2 ppg, 6.9 rpg, 3.3 apg last year for Monsignor Bonner/Archbishop Prendergast Catholic HS
- Played for AAU team WE-R1 last year; averaged 19.3 ppg and shot 45 percent from 3-point range
- Picked Miami over Villanova, UConn, Clemson and Pittsburgh

### Anthony Walker (6-9, 210, F, Nottingham, Md.)

- Rated as 4-star recruit by Rivals; listed No. 76 nationally by Rivals and No. 17 power forward
- Helped Perry Hall (Baltimore, Md.) to back-to-back state championships, including its first-ever state championship in 2016-17
- Averaged 18.0 ppg and 7.0 rpg for Perry Hall
- Transferred to Brewster Academy for senior year
- Plays for Baltimore's Team BBC AAU program
- Picked Miami over Pitt, Illinois and Boston College

## GAK OUT FOR SEASON

Redshirt freshman forward Deng Gak will miss the remainder of the season after suffering a left-knee injury on Dec. 1 against Yale.

He had surgery Dec. 18 to repair the injured knee.

He averaged 2.5 ppg and 4.1 rpg in eight games.

He made his first career start against Yale and played a season-high 19 minutes in that contest.

## MILLER JR. TO REDSHIRT

Junior center Rodney Miller Jr. will redshirt the 2018-19 season.

Miller lost 25 pounds during the offseason.

He averaged 1.1 points in 3.6 minutes per game in 30 games during his first two seasons.

## CANES LOOK TO TOP ACC EXPECTATIONS ONCE AGAIN

Miami was picked 10th in the Operation Basketball 2018-19 Preseason Poll, released Oct. 25 following a vote of the league's media.

In each of Jim Larrañaga's first seven seasons, Miami finished the year in a standing that exceeded its preseason ACC ranking.

Miami's preseason ACC rankings, followed by their finishes, under Larrañaga:

<b>2018-19:</b> 10th	<b>2017-18:</b> 4th – t-3rd
<b>2016-17:</b> 9th – t-7th	<b>2015-16:</b> 5th – t-2nd
<b>2014-15:</b> 10th – t-6th	<b>2013-14:</b> 12th – 10th
<b>2012-13:</b> 5th – 1st	<b>2011-12:</b> 5th – t-4th

## IN THE POLLS (JAN. 21)

### ASSOCIATED PRESS USA TODAY COACHES

Rk	Team	Rk	Team
1	Tennessee (48)	1	Tennessee (30)
2	Duke (11)	2	Duke (2)
3	Virginia (3)	3	Virginia
4	Gonzaga	4	Gonzaga
5	Michigan	5	Michigan State
6	Michigan State (2)	6	Michigan
7	Nevada	7	Nevada
8	Kentucky	8	Virginia Tech
9	Kansas	9	Kentucky
10	Virginia Tech	10	Kansas
11	North Carolina	11	Marquette
12	Marquette	12	North Carolina
13	Maryland	13	Texas Tech
14	Texas Tech	14	Buffalo
15	Buffalo	15	Auburn
16	Auburn	16	Maryland
17	Houston	17	Houston
18	Villanova	18	Villanova
19	Iowa	19	NC State
20	Ole Miss	20	Mississippi
21	NC State	21	Iowa
22	Mississippi State	22	Mississippi State
23	Louisville	23	Florida State
24	Iowa State	24	Louisville
25	LSU	25	Iowa State

2018-19 Miami opponents listed in *italics*

### MIAMI IN THE POLLS

Date	AP	USA Today	NET	KenPom
Pre	RV (10)	RV (2)	—	21
Nov. 12	RV (16)	n/a	—	20
Nov. 19	RV (18)	RV (22)	—	22
Nov. 26	RV (10)	RV (30)	63	22
Dec. 3	NR	NR	84	35
Dec. 10	NR	NR	107	45
Dec. 17	NR	NR	103	46
Dec. 24	NR	NR	80	48
Dec. 31	NR	NR	92	56
Jan. 7	NR	NR	93	67
Jan. 14	NR	NR	90	68
Jan. 21	NR	NR	96	71

\*NOTE: Votes in parentheses

## WHO'S GONE

Miami lost three players from its 2017-18 squad, each of whom started at least 18 games: Lonnie Walker IV, Bruce Brown Jr. and Ja'Quan Newton.

Walker was an Honorable Mention All-ACC pick and ACC All-Freshman Team honoree last year. He was selected 18th overall in the NBA Draft by the San Antonio Spurs.

Brown started 19 games before missing the remainder of the season with a foot injury. He was picked 42nd overall in the NBA Draft by Detroit.

Newton played in 127 career games (seventh in program history) and finished with 1,134 career points.

## PROGRAM EARNS PERFECT GSR

The Miami men's basketball program earned its first perfect GSR rating, coming in 19 percent above the NCAA average of 81 percent.

The GSR measures graduation rates at Division I institutions and includes students transferring into the institutions. The most recent Division I Graduation Success Rates are based on the four entering classes from 2008-09 to 2011-12

## HIGH SCHOOL TEAMMATES REUNITE

With the transfers of Zach Johnson and Anthony Mack, Miami now has two pairs of high school teammates on its roster this season.

Johnson reunites with Dewan Hernandez, with whom he played two seasons and won two state championships at Norland High School.

Mack is back together with Deng Gak, with whom he played two seasons at Blair Academy in New Jersey.

## HUELL BECOMES HERNANDEZ

The name is unfamiliar, but Dewan Hernandez remains a familiar face for the Canes. Formerly Dewan Huell, Hernandez legally changed his last name in the offseason.

The switch was made to honor his mother, Christina Hernandez, and was officially finalized in mid-October.

## TEAM CAPTAINS

Miami has six team co-captains this season: Dewan Hernandez, Ebuka Izundu, Zach Johnson, Anthony Lawrence II, Chris Lykes and DJ Vasiljevic. Hernandez, Lawrence and Vasiljevic are team captains for the second straight season.

## SELLING OUT THE WATSCO CENTER

Miami sold out its season ticket allotment for all home games at the Watsco Center for each of the last three seasons.

Fans bought over 5,500 season tickets for each of the last three years, more than doubling the total number of season tickets sold in Jim Larrañaga's first season in Coral Gables.

## Season Tickets Per Year (Under Larrañaga)

2017-18: 5,986 2016-17: 5,965 2015-16: 5,500  
2014-15: 3,427 2013-14: 3,674 2012-13: 2,372  
2011-12: 2,251

## COACHING COORDINATORS

Miami's assistant coaching staff is set up in a coordinator system. Adam Fisher serves as the team's offensive coordinator, while Chris Caputo handles the defense. Pooh Williamson manages the scout for every opponent.

## PROCTOR JOINS ROSTER AS WALK-ON

Dominic Proctor joined the roster as a walk-on just prior to the start of the regular season.

A 6-foot-6 guard, Proctor played at Bishop Gorman High School in Las Vegas, where he won a pair of state championships.

He was the the 14th-ranked player in Nevada in 2017 according to 24/7 Sports and the 103rd-ranked shooting guard in the nation per 24/7.

## ANOTHER 20-WIN CAMPAIGN UNDER LARRAÑAGA

Miami recorded 22 wins last season, its sixth 20-win campaign in seven years under Jim Larrañaga, and tied for the 10th most wins in a season in school history.

He is the first coach in program history to post six 20-win seasons. Bruce Hale (1954-67) recorded five 20-win campaigns from 1954-67.

## MIAMI'S RECORD WHEN ...

Record	2018-19	ACC	Larrañaga	At UM	ACC
All games	9-9	1-5	170-88	76-54	
Home	7-3	1-2	95-28	45-20	
Away	0-4	0-3	48-40	31-34	
Neutral	2-2	—	28-20	—	
November	5-2	—	40-11	—	
December	3-2	—	36-12	2-1	
January	1-5	1-5	31-27	29-27	
February	0-0	0-0	38-21	38-21	
March	0-0	0-0	25-16	8-5	
April	0-0	—	0-1	0-0	
vs. Top-10 opponents	0-0	0-0	8-15	7-12	
vs. Top-25 (includes Top-10)	0-3	0-3	19-38	13-28	
vs. RV opponents (either poll)	0-2	0-2	14-8	7-4	
vs. Teams over .500 on game day	4-8	0-5	107-79	56-48	
vs. Teams under .500 on game day	2-0	0-0	38-7	15-6	
vs. Teams at .500 on game day	3-1	1-0	21-2	5-0	
While UM in Top 25	0-0	0-0	58-25	29-17	
While UM is RV (only)	5-3	0-0	50-18	20-9	
Leading at halftime	6-3	0-2	127-20	53-16	
Trailing at halftime	3-4	1-2	34-60	19-33	
Tied at halftime	0-2	0-1	9-8	3-5	
In overtime games	0-0	0-0	8-8	5-4	
Single overtime	0-0	0-0	5-6	3-2	
Double overtime	0-0	0-0	3-1	2-1	
Leading w/2:00 left in regulation	9-0	0-0	156-10	68-5	
Trailing w/2:00 left in regulation	0-8	0-5	11-74	6-48	
Tied w/2:00 left in regulation	0-1	0-0	3-2	1-1	
UM shoots 50% or better from field	5-1	0-0	71-8	24-3	
UM shoots 40-49% from field	3-5	1-3	80-30	43-24	
UM shoots under 40% from field	1-3	0-2	20-50	9-27	
Opp. shoots 50% or better from field	0-4	0-1	14-31	9-18	
Opp. shoots 40-49% from field	3-5	0-4	72-39	37-24	
Opp. shoots under 40% from field	6-0	1-0	86-17	31-11	
UM shoots 70% or better from line	6-6	1-4	104-45	47-28	
UM shoots less than 70% from line	3-3	0-1	66-42	38-24	
UM makes more 3-point FGs	6-3	1-0	93-35	42-26	
UM makes fewer 3-point FGs	1-5	0-4	48-38	24-23	
3-point FGs are even	2-1	0-1	20-8	10-5	
4+ Canes in double figures	7-5	0-2	88-22	35-14	
3 Canes in double figures	2-3	1-2	62-31	33-15	
2 or fewer Canes in double figures	0-1	0-1	20-35	8-25	
Outrebounding opponent	5-2	0-1	110-29	42-19	
Opp. outrebounds UM	3-6	1-3	52-57	31-33	
Tied in rebounds	1-0	0-0	7-1	3-1	
UM records 10 or more steals	2-0	0-0	23-6	7-3	
UM records 15 or more assists	4-0	1-0	57-5	25-4	
UM commits fewer than 15 turnovers	6-8	0-5	143-70	64-46	
UM commits 15 or more turnovers	3-1	1-0	25-11	10-8	
UM commits fewer turnovers than opp.	7-4	0-2	95-33	42-19	
UM commits more turnovers than opp.	2-4	1-3	57-38	25-25	
Tied in turnovers	0-1	0-0	15-16	9-10	
UM scores 59 points or fewer	0-2	0-1	13-40	7-25	
UM scores 60-69 points	0-1	0-1	42-27	23-13	
UM scores 70-79 points	5-4	1-1	67-17	29-13	
UM scores 80-89 points	3-2	0-1	34-3	12-2	
UM scores 90-99 points	1-0	0-0	13-1	4-1	
UM scores 100 or more points	0-0	0-0	1-0	0-0	
Playing during morning	2-0	0-0	3-1	—	
Playing during afternoon	4-1	1-1	56-30	32-22	
Playing in evening (5 p.m. or later)	3-8	0-4	109-56	44-32	
Games decided by 3 points or fewer	1-2	0-0	23-17	14-10	
Games decided by 4-10 points	2-4	0-3	52-37	28-28	
Games decided by 11-19 points	2-2	1-1	55-24	23-10	
Games decided by 20+ points	4-1	0-1	40-9	11-5	

## DRAFT SUCCESS

For just the third time in program history, Miami had two student-athletes selected in the NBA Draft last season. The others were 1968 and 1970.

Lonnie Walker IV was chosen 18th overall by the San Antonio Spurs.

Bruce Brown Jr. was picked in the second round by Detroit with the 42nd overall pick.

## 10 COMMITMENTS OF MIAMI BASKETBALL

- We will set our defense every time.
- We will pressure the man with the ball.
- We will pack the lane to prevent penetration.
- We will contest all shots, hands high. Without fouling.
- We will block out, rebound and run.
- We will run for layups and open threes.
- We will share the ball.
- We will penetrate the defense.
- We will create good shots both inside and outside.
- We will attack the offensive boards.

## LARRAÑAGA 11TH IN WINS AMONG ACTIVE D-I NCAA COACHES

Entering the season, Jim Larrañaga ranked 11th in career wins among active Division I coaches with 631. Of those 11, four are in the Naismith Memorial Basketball Hall of Fame, including three from the Atlantic Coast Conference.

Now in his 35th season as a head coach, Larrañaga ranks 44th in all-time NCAA victories among Division I head coaches.

In his career, Larrañaga won 27 games at American International, 170 at Bowling Green and 273 at George Mason, and he now has 170 at Miami. He is one of 15 coaches all-time with 100 or more wins at three D-I schools, four of whom are actively coaching.

## WINNINGEST ACTIVE COACHES\*

(minimum five years as Division I head coach)

Rank	Coach	Wins
1.	Mike Krzyzewski, Duke	1,100
2.	Jim Boeheim, Syracuse	926
3.	Bob Huggins, West Virginia	845
4.	Roy Williams, North Carolina	842
5.	Rick Byrd, Belmont	778
6.	Cliff Ellis, Coastal Carolina	749
7.	John Beilein, Michigan	724
8.	John Calipari, Kentucky	678
9.	Rick Barnes, Tennessee	661
10.	Bill Self, Kansas	654
11.	Jim Larrañaga, Miami	631


\*as of start of 2018-19 season

## LARRAÑAGA AND CAPUTO IN 17TH YEAR TOGETHER

Head coach Jim Larrañaga and associate head coach Chris Caputo are in their 17th season together, dating back to their time at George Mason.

Caputo started on Larrañaga's staff as the video coordinator for the 2002-03 season, and along the way, the native of Elmhurst, N.Y., was an assistant coach and is now the associate head coach for the Hurricanes. Caputo helped the 2006 GMU team to the NCAA Final Four and has made five total NCAA Tournament appearances with Larrañaga.

Both Caputo and Larrañaga attended Archbishop Molloy (N.Y.) High School and played for legendary head coach Jack Curran.



## VOTE LARRAÑAGA

This NCAA basketball season, @INFINITIUSA is giving \$1M to @CoachesVsCancer. Fans can show their support in the fight against cancer by voting for University of Miami head coach Jim Larrañaga at [InfinitiTimeout.com](http://InfinitiTimeout.com).

Fans also can show support by posting of photo of themselves taking a timeout and include #CoachJimLarranaga on Instagram or Twitter.

The program lasts until March 11.

## RECORDS WATCH

### CONSECUTIVE GAMES WITH 3-PT FG MADE

1.	Malcolm Grant, 2011-12	35
	Jack McClinton, 2008-09	35
3.	Steven Edwards, 1994-95	32
4.	DJ Vasiljevic, 2018-present	31

### CAREER 3-POINT FIELD GOALS MADE

1.	Jack McClinton, 2006-09	286
2.	Steven Edwards, 1992-96	265
3.	Darius Rice, 2000-04	260
4.	Robert Hite, 2002-06	228
5.	Malcolm Grant, 2009-12	223
6.	Adrian Thomas, 2005-11	204
7.	Davon Reed, 2013-17	202
8.	Rion Brown, 2010-14	174
	Guillermo Diaz, 2003-06	174
10.	Kevin Presto, 1985-89	170
11.	DJ Vasiljevic, 2016-present	169

### CAREER 3-POINT FG PERCENTAGE (MIN. 75 ATT.)

1.	Jack McClinton, 2006-09 (286-650)	.440
2.	Manu Lecomte, 2014-15 (79-182)	.434
3.	Thomas Hocker, 1987-90 (53-125)	.424
4.	Trevor Burton, 1989-93 (75-189)	.397
	DJ Vasiljevic, 2016-present (169-426)	.397
6.	Davon Reed, 2013-17 (202-512)	.395
7.	Adrian Thomas, 2005-11 (204-521)	.392
8.	Malcolm Grant, 2009-12 (223-576)	.387
9.	Trey McKinney Jones, 2011-13 (99-257)	.385
10.	Robert Hite, 2002-06 (228-593)	.384

### CAREER STEALS

1.	Kevin Norris, 1994-98	208
2.	Vernon Jennings, 1996-2000	199
3.	John Salmons, 1998-2002	192
4.	Robert Hite, 2002-06	187
5.	Jerome Scott, 1988-92	187
6.	Jake Morton, 1988-93	167
7.	Durand Scott, 2009-13	166
8.	Kevin Presto, 1985-89	154
9.	Mike Simmons, 1998-2003	141
10.	Steven Edwards, 1992-96	138

-----  
Anthony Lawrence II, 2015-present ..... 131

### GAMES PLAYED

1.	Tonye Jekiri, 2012-16	139
2.	Rion Brown, 2010-14	136
3.	Durand Scott, 2009-13	132
4.	Davon Reed, 2013-17	131
5.	Brian Asbury, 2005-09	130
6.	Julian Gamble, 2008-13	129
7.	Anthony King, 2003-08	126
8.	Elton Tyler, 1997-2000, 2001-02	124
	John Salmons, 1998-2002	124
10.	James Jones, 1999-2003	122

-----  
Anthony Lawrence II, 2015-present ..... 117



TEAM HIGHS/LOWS

MIAMI - TEAM GAME HIGHS

POINTS	96	STEPHEN F. AUSTIN (11/13/18)
FG MADE	37	STEPHEN F. AUSTIN (11/13/18)
FIELD GOAL ATT.	69	STEPHEN F. AUSTIN (11/13/18)
FIELD GOAL PCT.	.545 (24-44)	CAMPBELL (12/29/18)
	.545 (30-55)	vs Seton Hall (11/25/18)
	.545 (30-55)	vs La Salle (11/22/18)
3 PT FG MADE	14	LEHIGH (11/9/18)
3 PT FG ATT.	32	LEHIGH (11/9/18)
3 PT FG PCT.	.500 (12-24)	STEPHEN F. AUSTIN (11/13/18)
FT MADE	23	LEHIGH (11/9/18)
FT ATT.	32	LEHIGH (11/9/18)
FT PCT.	.833 (15-18)	vs Yale (12/1/18)
REBOUNDS	45	LEHIGH (11/09/18)
ASSISTS	22	STEPHEN F. AUSTIN (11/13/18)
STEALS	10	FLORIDA ATLANTIC (12/22/18)
	10	STEPHEN F. AUSTIN (11/13/18)
BLOCKED SHOTS	9	LEHIGH (11/9/18)
TURNOVERS	19	vs La Salle (11/22/18)
FOULS	20	vs Fresno State (11/23/18)

OPPONENT - GAME HIGHS

POINTS	90	at Louisville (1/6/19)
FG MADE	34	at Penn (12/4/18)
	34	vs Seton Hall (11/25/18)
FIELD GOAL ATT.	69	at Louisville (1/6/19)
FIELD GOAL PCT.	.596 (34-57)	at Penn (12/4/18)
3 PT FG MADE	14	at Syracuse (1/24/19)
3 PT FG ATT.	32	CAMPBELL (12/29/18)
3 PT FG PCT.	.565 (13-23)	at Penn (12/4/18)
FT MADE	14	NC STATE (1/3/19)
FT ATT.	21	LEHIGH (11/9/18)
FT PCT.	.889 (8-9)	WAKE FOREST (1/12/19)
REBOUNDS	51	NC STATE (1/3/19)
ASSISTS	26	NORTH CAROLINA (1/19/19)
STEALS	12	CAMPBELL (12/29/18)
BLOCKED SHOTS	11	at Syracuse (1/24/19)
TURNOVERS	20	vs Fresno State (11/23/18)
FOULS	25	vs Fresno State (11/23/18)

MIAMI - GAME LOWS

POINTS	53	at Syracuse (1/24/19)
FG MADE	20	at Syracuse (1/24/19)
	20	at Florida State (1/9/19)
FIELD GOAL ATT.	44	CAMPBELL (12/29/18)
FIELD GOAL PCT.	.338 (22-65)	RUTGERS (11/28/18)
3 PT FG MADE	4	at Florida State (1/9/19)
3 PT FG ATT.	18	at Florida State (1/9/19)
3 PT FG PCT.	.222	at Florida State (1/9/19)
FT MADE	3	RUTGERS (11/28/18)
FT ATT.	6	at Syracuse (1/24/19)
FT PCT.	.429 (3-7)	RUTGERS (11/28/18)
REBOUNDS	23	NORTH CAROLINA (1/19/19)
ASSISTS	7	at Louisville (1/6/19)
STEALS	2	at Penn (12/4/18)
BLOCKED SHOTS	0	at Florida State (1/9/19)
	0	at Louisville (1/6/19)
TURNOVERS	7	at Penn (12/4/18)
FOULS	8	at Syracuse (1/24/19)

OPPONENT - GAME LOWS

POINTS	49	vs La Salle (11/22/18)
FG MADE	20	FLORIDA ATLANTIC (12/22/18)
FIELD GOAL ATT.	55	HOUSTON BAPTIST (12/19/18)
FIELD GOAL PCT.	.333 (20-60)	FLORIDA ATLANTIC (12/22/18)
3 PT FG MADE	2	vs La Salle (11/22/18)
3 PT FG ATT.	13	STEPHEN F. AUSTIN (11/13/18)
3 PT FG PCT.	.080 (2-25)	vs La Salle (11/22/18)
FT MADE	3	RUTGERS (11/28/18)
FT ATT.	6	RUTGERS (11/28/18)
FT PCT.	.500 (3-6)	RUTGERS (11/28/18)
REBOUNDS	28	at Syracuse (1/24/19)
	28	vs La Salle (11/22/18)
ASSISTS	6	LEHIGH (11/9/18)
STEALS	1	at Louisville (1/6/19)
BLOCKED SHOTS	0	WAKE FOREST (1/12/19)
	0	CAMPBELL (12/29/18)
	0	FLORIDA ATLANTIC (12/22/18)
TURNOVERS	6	at Syracuse (1/24/19)
FOULS	8	at Syracuse (1/24/19)

INDIVIDUAL HIGHS/LOWS

MIAMI INDIVIDUAL GAME HIGHS

Points	28, Chris Lykes vs NC State (1/3/19)
Field Goals Made	11, Ebuka Izundu vs Stephen F. Austin (11/13/18)
Field Goal Att.	17, Chris Lykes vs Lehigh (11/9/18)
FG Pct (min 5 made)	1.000 (6-6), Chris Lykes at FSU (1/9/19)
3-Point FG Made	5, DJ Vasiljevic at Louisville (1/6/19)
	5, Zach Johnson vs Campbell (12/29/18)
3-Point FG Att.	10, DJ Vasiljevic vs HBU (12/19/18)
	10, DJ Vasiljevic vs Yale (12/1/18)
Free Throws Made	14, Chris Lykes vs Wake Forest (1/12/19)
Free Throw Att.	14, Chris Lykes vs Wake Forest (1/12/19)
Rebounds	19, Ebuka Izundu vs Stephen F. Austin (11/13/18)
Assists	8, Anthony Lawrence vs. FAU (12/22/18)
Steals	3, 10 times
Blocked Shots	4, Ebuka Izundu vs HBU (12/19/18)
	4, Ebuka Izundu vs Stephen F. Austin (11/13/18)
Turnovers	6, Anthony Lawrence vs Wake Forest (1/12/19)
	6, Chris Lykes vs Campbell (12/29/18)
Minutes	39, Chris Lykes vs Lehigh (11/9/18)

OPPONENT INDIVIDUAL GAME HIGHS

Points	29, Miye Oni, Yale (12/1/18)
	29, Malik Maitland, Bethune-Cookman (11/17/18)
Field Goals Made	11, Malik Maitland, Bethune-Cookman (11/17/18)
Field Goal Att.	21, Chris Clemons, Campbell (12/29/18)
	21, Braxton Huggins, Fresno State (11/23/18)
FG Pct (min 5 made)	1.000 (8-8), Michael Nzei, Seton Hall (11/25/18)
3-Point FG Made	6, Elijah Hughes, at Syracuse (1/24/19)
3-Point FG Att.	12, Myles Powell, Seton Hall (11/25/18)
Free Throws Made	8, Miye Oni, Yale (12/1/18)
Free Throw Att.	10, Miye Oni, Yale (12/1/18)
Rebounds	15, Nate Grimes, Fresno State (11/23/18)
Assists	9, Ryan McMahon, at Louisville (1/6/19)
Steals	4, Brandon Chidress, Wake Forest (1/12/19)
Blocked Shots	5, Paschal Chukwu, at Syracuse (1/24/19)
Turnovers	8, Lance Tejada, Lehigh (11/9/18)

MIAMI'S LARGEST IN 2018-19

Lead.....	40 (2H) vs. Stephen F. Austin, 11/13
Deficit.....	23 (2H) at Syracuse, 1/19
Halftime Lead .....	31 vs. La Salle, 11/22
Halftime Deficit .....	14 at Penn, 12/4
Margin of Victory .....	38 vs. Stephen F. Austin, 11/13
Margin of Defeat .....	20 at Syracuse, 1/24
Deficit in Win .....	7 (1H) vs. Bethune-Cookman, 11/17
Halftime Deficit in Win .....	4 vs. Fresno State, 11/23
Lead in Loss .....	15 (1H) at Louisville, 1/6
	15 (2H) vs. Yale, 12/1
Halftime Lead in Loss .....	10 vs. Yale, 12/1
Most Points in First Half.....	53 vs. Stephen F. Austin, 11/13
Fewest Points in First Half.....	24 vs. Rutgers, 11/28
Opponent Most Points in 1st Half .....	50 at Penn, 12/4
Opponent Fewest Points in 1st Half .....	23 vs. FAU, 12/22
Most Points in 2nd Half.....	48 vs. Bethune-Cookman, 11/17
Fewest Points in 2nd Half.....	24 at Syracuse, 1/24
	24 vs. Yale, 12/1
Opponent Most Points in 2nd Half.....	50 at Louisville, 1/6
	50 vs. NC State, 1/3
Opponent Fewest Points in 2nd Half.....	26 vs. SFA, 11/13

MIAMI'S MOST POINTS FROM

Turnovers.....	30 vs. SFA, 11/13
Paint .....	46 vs. SFA, 11/13
Second Chance .....	19 at Syracuse, 1/24
Fast Break .....	14 vs. NC State, 1/3
Bench .....	26, 3 times, last vs. NC State, 1/3

OPPONENTS' MOST POINTS FROM

Turnovers.....	19, vs. Seton Hall, 11/25
Paint .....	56 vs. Seton Hall, 11/25
Second Chance .....	24 vs. Wake Forest, 1/12
Fast Break .....	14 at Penn, 12/4
Bench .....	41 at Florida State, 1/9

2018-19 STARTERS BY GAME

Opp.	Guard	Guard	Guard	Forward	Center
Lehigh	Lykes	Vasiljevic	Lawrence	Waardenburg	Izundu
SFA	Lykes	Vasiljevic	Lawrence	Waardenburg	Izundu
BCU	Lykes	Vasiljevic	Lawrence	Waardenburg	Izundu
La Salle	Lykes	Vasiljevic	Lawrence	Waardenburg	Izundu
Fresno	Lykes	Vasiljevic	Lawrence	Waardenburg	Izundu
S. Hall	Lykes	Vasiljevic	Johnson	Lawrence	Izundu
Rutgers	Lykes	Vasiljevic	Johnson	Lawrence	Izundu (2; 0-2)
Yale	Lykes	Johnson	Lawrence	Gak	Izundu (1; 0-1)
Penn	Lykes	Vasiljevic	Lawrence	Waardenburg	Izundu
HBU	Lykes	Vasiljevic	Lawrence	Waardenburg	Izundu
FAU	Lykes	Vasiljevic	Lawrence	Waardenburg	Izundu
Campbell	Lykes	Vasiljevic	Lawrence	Waardenburg	Izundu
NC State	Lykes	Vasiljevic	Lawrence	Waardenburg	Izundu
at LOU	Lykes	Johnson	Mack	Lawrence	Izundu
at FSU	Lykes	Johnson	Mack	Lawrence	Izundu
Wake	Lykes	Johnson	Mack	Lawrence	Izundu
UNC	Lykes	Johnson	Mack	Lawrence	Izundu (4; 1-3)
at SYR	Lykes	Vasiljevic	Lawrence	Waardenburg	Izundu (11; 8-3)

# THE LAST TIME ...

## Player Scored 30 Points

Miami Bruce Brown (30) vs. North Carolina, 1/28/17  
Opponent Joel Berry (31) at North Carolina, 2/27/18

## Player Scored 35 Points

Miami Jack McClinton (35) vs. North Carolina, 3/15/09  
Opponent Xavier Rathen-Mayes (35) vs. Florida State, 2/25/15

## Player Scored 40 Points

Miami Darius Rice (43) vs. Connecticut, 1/20/03  
Opponent Sean Singletary (41) vs. Virginia, 3/1/08

## Two Players Scored 20 Points

Miami Chris Lykes (28), Zach Johnson (21), vs. NC State, 1/3/19  
Opponent Braxton Huggins (28), Deshon Taylor (25), Fresno State, 11/23/18

## Three Players Scored 20 Points

Miami Dwayne Collins (23), Brian Asbury (21), Jack McClinton (20) vs. Virginia Tech, 1/25/09  
Opponent Travis Mays (40), Alvin Heggs (22), Lance Blanks (21), Texas, 2/22/89

## Five (not 5+) Players Scored in Double Figures

Miami Chris Lykes (18), DJ Vasiljevic (15), Zach Johnson (12), Ebuka Izundu (10), Sam Waardenburg (10) vs. La Salle, 11/22/18  
Opponent Cameron Johnson (22), Kenny Williams (16), Coby White (15), Luke Maye (14), Nassir Little (12) vs. North Carolina, 1/19/19

## Six (not 6+) Players Scored in Double Figures

Miami Chris Lykes (18), Ja'Quan Newton (15), Dewan Huell (14), Lonnie Walker (13), Ebuka Izundu (12), DJ Vasiljevic (10) at North Carolina, 2/27/18  
Opponent Phil Cofer (21), Braian Angola (18), CJ Walker (17), Terance Mann (14), MJ Walker (13), Christ Koumadje (13) at Florida State, 1/27/18

## Seven+ Players Scored in Double Figures

Miami Sheldon McClellan (18), Ja'Quan Newton (15), James Palmer (14), Ebuka Izundu (11) Angel Rodriguez (11), Ivan Cruz Uceda (10), Anthony Lawrence Jr. (10) vs. Mississippi State 11/19/15

## Player Grabbed 15 Rebounds

Miami Ebuka Izundu (19), vs. Stephen F. Austin, 11/13/18  
Opponent Brice Johnson (15) vs. North Carolina, 2/20/16

## Player Grabbed 20 Rebounds

Miami Reggie Johnson (20), vs. Florida Atlantic, 3/16/11  
Opponent Kelly Wise (21), vs. Memphis, 12/21/00

## Two Players Grabbed 10 Rebounds

Miami Dewan Huell (12) and Bruce Brown (11), vs. Louisville, 1/24/18  
Opponent Luke Maye (13) and Theo Pinson (11), vs. North Carolina, 3/9/18

## Three Players Grabbed 10 Rebounds

Miami Mark Richardson (11), Eric Brown (10), Joe Wylie (10) vs. FIU, 3/6/89  
Opponent Matt Harpring (12), Dion Glover (10), Michael Maddox (10), Ga. Tech, 12/27/97

## Player Had 10 Assists

Miami Bruce Brown (10), vs. Gardner-Webb, 11/10/17  
Opponent John Gillon (11), at Syracuse, 1/4/17

## Player Had 10 Blocks

Miami Anthony King (10) vs. Florida Atlantic, 11/29/04  
Opponent Jarvis Varnado (10), Mississippi State, 12/13/07

## Player Had a Double-Double

Miami Ebuka Izundu (11 pts, 11 reb), vs. Wake Forest, 1/12/19  
Opponent Malik Williams (19 pts, 11 reb), at Louisville, 1/6/19

## Player Had a Triple-Double

Miami Bruce Brown (10 pts, 11 reb, 11 ast), vs. Gardner-Webb, 11/10/17  
Opponent Brendan Haywood (18 pts, 14 reb, 10 blks), North Carolina, 12/4/00

## Hit Last-Second Shot to Win Game

Miami Ja'Quan Newton, 3-pointer at buzzer at UNC to win, 91-88, 2/27/18  
Opponent Donte Ingram, Loyola Chicago, 3-pointer at buzzer to win, 64-62, in NCAA Tournament, 3/15/18

## Two Players Had Double-Doubles

Miami Kamari Murphy (11 pts, 13 reb) & Davon Reed (10 pts, 12 reb) vs. Buffalo, 3/17/16  
Opponent Theo Pinson (25 pts, 11 ast) & Luke Maye (14 pts, 10 reb), at UNC, 2/27/18

## Team Scored 100 Points

Miami 105 vs. Mississippi State, 11/19/15  
Opponent 103 at Florida State, 1/27/18

## Team Scored 90-99 Points

Miami 96 vs. Stephen F. Austin, 11/13/18  
Opponent 90 at Louisville, 1/6/19

## Team Scored 50 Points in a Half

Miami 53 (1st half) vs. Stephen F. Austin, 11/13/18  
Opponent 50 (2nd half) at Louisville, 1/6/19

## Team Shot 50 Percent in Both Halves

Miami .583 (14-24) / .500 (10-20), vs. Campbell, 12/29/18  
Opponent .500 (15-30) / .600 (18-30), North Carolina, 1/19/19

## Team Shot 60 Percent in a Half

Miami .667 (16-24), first half, vs. Seton Hall, 11/25/18  
Opponent .600 (18-30), second half, North Carolina, 12/4/18

## Team Shot 70 Percent in a Half

Miami .720 (18-25), second half, vs. Middle Tennessee, 12/25/17

## Team Shot 60 Percent in a Game

Miami .600 (30-50) vs. Middle Tennessee, 12/25/17  
Opponent .600 (33-55) at Florida State, 1/27/18

## Team Shot Less Than 30 Percent in a Game

Miami .293 (12-41) vs. Eastern Kentucky, 12/19/14  
Opponent .290 (18-62) vs. South Carolina State, 12/6/16

## Team Won by 50+ Points

Miami 50 vs. Nova Southeastern (108-58), 11/16/09  
Opponent 53 vs. Notre Dame (126-73), 2/22/86

## Team won by 40-49 Points

Miami 49 vs. Western Carolina (92-43), 11/11/16  
Opponent 41 at North Carolina (105-64), 1/31/07

## Team Won by 30-39 Points

Miami 36 vs. La Salle (85-49), 11/22/18  
Opponent 32 at Charlotte (95-63), 11/28/00

## Overtime

Miami won in overtime 78-75 (OT) vs. Louisville, 1/24/18  
Miami lost in overtime 103-94 (OT) at Florida State, 1/27/18

## Rankings

Miami defeated a ranked opponent 91-88 at No. 9 North Carolina, 2/27/18  
Miami lost to a ranked opponent 85-76 vs. No. 13 North Carolina, 1/19/19  
Miami defeated a top 5 opponent 64-61 vs. No. 3 Virginia, 2/22/16  
Miami lost to a top 5 opponent 59-50 vs. No. 1 Virginia, 2/13/18

# THE LAST TIME A MIAMI FRESHMAN ...

**Scored 30 Points:** Bruce Brown (30), vs. North Carolina, 1/28/17

**Scored 20+ Points:** Lonnie Walker IV (23), at Florida State, 1/27/18

**Perfect from Field (5+ att):** Reggie Johnson (RS), 8-of-8, vs. Wake Forest, 3/11/10

**Perfect from 3-Pt (3+ att):** Anthony Lawrence, 4-of-4, vs. Notre Dame, 2/3/16

**10+ Rebounds:** Bruce Brown, 12, vs. George Washington, 12/22/16

**10+ Assists:** Bruce Brown, 10, vs. South Carolina State, 12/6/16

**5-9 Assists:** Chris Lykes, 5, vs. Pitt, 1/31/18

**5+ Steals:** Shane Larkin, 6, vs. North Carolina, 1/10/12

**4+ Blocks:** Raphael Akpejori, 4, McNeese State, 11/24/10

**Double-Double:** Bruce Brown (14 pts, 12 reb), vs. George Washington, 12/22/16

**Triple-Double:** Bruce Brown (11 pts, 11 reb, 10 ast), vs. South Carolina State, 12/6/16





## JIM LARRAÑAGA

**8TH SEASON AT MIAMI (170-88)**  
**35TH SEASON AS HEAD COACH (640-422)**

### PERSONAL

**Hometown** Bronx, N.Y.  
**Born** Oct. 2, 1949  
**Family** Wife: Liz, Sons: Jay and Jon  
 Grandchildren: Tia, James, Jon Temple, Henry  
**Education** Providence College, 1971, B.A. Economics  
 Archbishop Molloy High School, 1967

### PLAYING CAREER

Geronemo Basketball Club (Belgium), 1976-77  
 Providence College, 1967-71  
 Archbishop Molloy, 1963-67

### COACHING EXPERIENCE

#### Head Coach

2011-present Miami  
 1997-2011 George Mason  
 1986-97 Bowling Green  
 1977-79 American International

#### Assistant Coach

1979-86 Virginia  
 1971-76 Davidson

#### Player/Coach

1977 Geronemo Basketball Club (Belgium)

### IN THE HISTORY BOOKS

- 11th winningest active Division I head coach
- 44th in wins all-time among Division I head coaches
- Owns second-most coaching wins in Miami program history
- 11th in career ACC road game win percentage (.477, 31-34)
- 12th in career ACC home game win percentage (.692, 45-20)
- 16th in career wins in ACC games (85)
- 21st in career wins while in ACC (170)

### COACHING HONORS

AP, Naismith, Iba, Rupp Coach of the Year, 2013  
 NABC All-District II, 2013  
 USBWA District IV Coach of the Year, 2013, 2016  
 Clair Bee National Coach of the Year, 2006  
 ACC Coach of the Year, 2013, 2016  
 CAA Coach of the Year, 1999, 2011  
 MAC Coach of the Year, 1997

### TEAM HONORS

18 Postseason appearances  
 Nine NCAA tournament appearances  
 1999, 2001, 2006, 2008, 2011, 2013, 2016, 2017, 2018  
 Three Sweet 16 appearances ('06, '13, '16), One Final Four ('06)  
 Eight postseason NIT appearances  
 1990, 1991, 1997, 2002, 2004, 2009, 2012, 2015  
 12 20-win seasons

### NOTABLE NBA PLAYERS COACHED

Lance Blanks (UVA) Frank Booker (BGSU) Bruce Brown Jr. (UM)  
 Rick Carlisle (UVA) Antonio Daniels (BGSU) Jeff Jones (UVA)  
 Andrew Kennedy (UVA) Jeff Lamp (UVA) Shane Larkin (UM)  
 Lewis Latimore (UVA) Sheldon Mac (UM) Jason Miskiri (GMU)  
 Olden Polynice (UVA) Lee Raker (UVA) Davon Reed (UM)  
 Ralph Sampson (UVA) Tom Sheehy (UVA) Clinton Venable (BGSU)  
 Lonnie Walker IV (UM) Othell Wilson (UVA)

### STUDENT-ATHLETE HONORS

#### At Miami

- One All-American
- One USBWA All-District IV selection
- One Basketball Times All-District
- One ACC Player of the Year
- One ACC Defensive Player of the Year
- One ACC Tournament MVP
- 14 All-ACC postseason selections
- Five ACC-All-Defensive Team selections
- One ACC All-Rookie Team selection
- Four ACC Academic Honor Roll picks
- Seven ACC Players of the Week
- One ACC Rookie of the Week
- Six ACC All-Tournament team selections
- Two NIT All-Tournament Team picks
- Two NABC Honors Court selections

#### Prior to Miami

- Two All-Americans
- 28 All-CAA selections
- Nine CAA All-Defensive Team picks
- Eight CAA All-Rookie Team picks
- Three Dean Ehlers Award winners (given to CAA player who best meets criteria of academic achievement, leadership and community service)
- 12 All-MAC selections
- Two MAC Freshman of Year selections
- Four MAC All-Freshman Team picks

### YEAR-BY-YEAR RESULTS

Year	School	Overall	Conference		
		W-L	W-L	Finish	Postseason
1977-78	American Int'l	14-13	—	—	—
1978-79	American Int'l	13-13	—	—	—
<b>AIC Totals</b>		<b>27-26</b>	—		
1986-87	Bowling Green	15-14	10-6	3	—
1987-88	Bowling Green	12-16	7-9	t-5	—
1988-89	Bowling Green	13-15	6-10	t-6	—
1989-90	Bowling Green	18-11	9-7	t-3	NIT First Round (0-1)
1990-91	Bowling Green	17-13	9-7	t-4	NIT First Round (0-1)
1991-92	Bowling Green	14-15	8-8	5	—
1992-93	Bowling Green	11-16	8-10	t-6	—
1993-94	Bowling Green	18-10	12-6	t-2	—
1994-95	Bowling Green	16-11	10-8	t-5	—
1995-96	Bowling Green	14-13	9-9	t-6	—
1996-97	Bowling Green	22-10	13-5	t-1	NIT First Round (0-1)
<b>BGSU Totals</b>		<b>170-144</b>	<b>101-85 (MAC)</b>		
1997-98	George Mason	9-18	6-10	6	—
1998-99	George Mason	19-11	13-3	1	NCAA First Round (0-1)
1999-00	George Mason	19-11	12-4	t-1	—
2000-01	George Mason	18-12	11-5	3	NCAA First Round (0-1)
2001-02	George Mason	19-10	13-5	2	NIT First Round (0-1)
2002-03	George Mason	16-12	11-7	4	—
2003-04	George Mason	23-10	12-6	3	NIT Third Round (2-1)
2004-05	George Mason	16-13	10-8	6	—
2005-06	George Mason	27-8	15-3	t-1	NCAA Final Four (4-1)
2006-07	George Mason	18-15	9-9	5	—
2007-08	George Mason	23-11	12-6	2	NCAA First Round (0-1)
2008-09	George Mason	22-11	13-5	2	NIT First Round (0-1)
2009-10	George Mason	17-15	12-6	4	CIT First Round (0-1)
2010-11	George Mason	27-7	16-2	1	NCAA Second Round (1-1)
<b>GMU Totals</b>		<b>273-164</b>	<b>165-79 (CAA)</b>		
2011-12	Miami	20-13	9-7	t-4	NIT Second Round (1-1)
2012-13	Miami	29-7	15-3	1	NCAA Sweet 16 (2-1)
2013-14	Miami	17-16	7-11	10	—
2014-15	Miami	25-13	10-8	6	NIT Finals (4-1)
2015-16	Miami	27-8	13-5	t-2	NCAA Sweet 16 (2-1)
2016-17	Miami	21-12	10-8	t-7	NCAA First Round (0-1)
2017-18	Miami	22-10	11-7	t-3	NCAA First Round (0-1)
2018-19	Miami	9-9	1-5		
<b>UM Totals</b>		<b>170-88</b>	<b>76-54 (ACC)</b>		
<b>OVERALL</b>		<b>640-422</b>	<b>342-218</b>	<b>9 NCAA, 8 NIT, 1 CIT</b>	
2 years	American Int'l	27-26 (.509)			
11 years	Bowling Green	170-144 (.541)			
14 years	George Mason	273-164 (.625)			
8 years	Miami	170-88 (.659)			
<b>35 years</b>		<b>640-422 (.603)</b>			

**2018-19 Miami Men's Basketball**  
**Miami Combined Team Statistics (as of Jan 25, 2019)**  
**All games**

<b>RECORD:</b>	<b>OVERALL</b>	<b>HOME</b>	<b>AWAY</b>	<b>NEUTRAL</b>
ALL GAMES	9-9	7-3	0-4	2-2
CONFERENCE	1-5	1-2	0-3	0-0
NON-CONFERENCE	8-4	6-1	0-1	2-2

##	Player	gp-gs	min	avg	Total		3-Point		F-Throw		Rebounds				pf	dq	a	to	blk	stl	pts	avg
					fg-fga	fg%	3fg-fga	3fg%	ft-fa	ft%	off	def	tot	avg								
00	Chris Lykes	18-18	602	33.4	105-234	.449	33-96	.344	72-91	.791	5	43	48	2.7	43	0	65	57	1	27	315	17.5
05	Zach Johnson	18-7	553	30.7	80-190	.421	21-68	.309	59-91	.648	7	51	58	3.2	30	0	40	35	7	28	240	13.3
03	Anthony Lawrence	18-18	577	32.1	77-168	.458	31-85	.365	33-46	.717	11	85	96	5.3	38	0	47	47	17	26	218	12.1
01	DJ Vasiljevic	18-13	558	31.0	66-153	.431	51-117	.436	26-29	.897	17	65	82	4.6	30	0	26	17	0	7	209	11.6
15	Ebuka Izundu	18-18	514	28.6	86-135	.637	1-3	.333	36-51	.706	67	103	170	9.4	51	3	24	27	27	13	209	11.6
21	Sam Waardenburg	18-11	432	24.0	30-80	.375	7-30	.233	20-29	.690	19	45	64	3.6	32	0	21	24	3	6	87	4.8
13	Anthony Mack	14-4	234	16.7	17-53	.321	12-38	.316	1-2	.500	2	16	18	1.3	18	0	13	8	1	4	47	3.4
22	Deng Gak	8-1	117	14.6	8-24	.333	0-1	.000	4-10	.400	16	17	33	4.1	15	0	5	3	9	1	20	2.5
02	Willie Herenton	7-0	12	1.7	2-2	1.000	2-2	1.000	2-2	1.000	0	0	0	0.0	0	0	0	0	0	0	8	1.1
10	Dominic Proctor	1-0	1	1.0	0-0	.000	0-0	.000	0-0	.000	0	0	0	0.0	0	0	0	0	0	0	0	0.0
Team											21	28	49		1		4					
Total.....		18	3600		471-1039	.453	158-440	.359	253-351	.721	165	453	618	34.3	258	3	241	222	65	112	1353	75.2
Opponents.....		18	3597		487-1104	.441	144-442	.326	161-230	.700	197	459	656	36.4	333	9	263	248	55	102	1279	71.1

<b>TEAM STATISTICS</b>	<b>UM</b>	<b>OPP</b>	<b>Date</b>	<b>Opponent</b>	<b>Score</b>	<b>Att.</b>
SCORING	1353	1279	11/09/18	LEHIGH	W 83-62	6799
Points per game	75.2	71.1	11/13/18	STEPHEN F. AUSTIN	W 96-58	6066
Scoring margin	+4.1	-	11/17/18	BETHUNE-COOKMAN	W 78-70	6322
FIELD GOALS-ATT	471-1039	487-1104	1 11/22/18	vs La Salle	W 85-49	866
Field goal pct	.453	.441	1 11/23/18	vs Fresno State	W 78-76	906
3 POINT FG-ATT	158-440	144-442	1 11/25/18	vs Seton Hall	L 81-83	1589
3-point FG pct	.359	.326	2 11/28/18	RUTGERS	L 54-57	6376
3-pt FG made per game	8.8	8.0	3 12/01/18	vs Yale	L 73-77	5749
FREE THROWS-ATT	253-351	161-230	12/04/18	at Penn	L 75-89	3019
Free throw pct	.721	.700	12/19/18	HOUSTON BAPTIST	W 80-73	6553
F-Throws made per game	14.1	8.9	12/22/18	FLA. ATLANTIC	W 75-55	6222
REBOUNDS	618	656	12/29/18	CAMPBELL	W 73-62	6789
Rebounds per game	34.3	36.4	* 01/03/19	NC STATE	L 82-87	6983
Rebounding margin	-2.1	-	* 01/06/19	at Louisville	L 73-90	15050
ASSISTS	241	263	* 01/09/19	at Florida State	L 62-68	10531
Assists per game	13.4	14.6	* 01/12/19	WAKE FOREST	W 76-65	7197
TURNOVERS	222	248	* 01/19/19	NORTH CAROLINA	L 76-85	7131
Turnovers per game	12.3	13.8	* 01/24/19	at Syracuse	L 53-73	21058
Turnover margin	+1.4	-				
Assist/turnover ratio	1.1	1.1				
STEALS	112	102				
Steals per game	6.2	5.7				
BLOCKS	65	55				
Blocks per game	3.6	3.1				
ATTENDANCE	66438	58768				
Home games-Avg/Game	10-6644	4-12414				
Neutral site-Avg/Game	-	4-2278				

\* = Conference game  
1 = Wooden Legacy, Fullerton, Calif.  
2 = ACC/Big Ten Challenge  
3 = Hoophall Miami Invitational, Miami, Fla.

<b>Score by Periods</b>	<b>1st</b>	<b>2nd</b>	<b>Totals</b>
Miami	697	656	1353
Opponents	604	675	1279

**2018-19 Miami Men's Basketball**  
**Miami Combined Team Statistics (as of Jan 24, 2019)**  
**ACC games only**

<b>RECORD:</b>	<b>OVERALL</b>	<b>HOME</b>	<b>AWAY</b>	<b>NEUTRAL</b>
ALL GAMES	1-5	1-2	0-3	0-0
CONFERENCE	1-5	1-2	0-3	0-0
NON-CONFERENCE	0-0	0-0	0-0	0-0

##	Player	gp-gs	min	avg	Total		3-Point		F-Throw		Rebounds				pf	dq	a	to	blk	stl	pts	avg
					fg-fga	fg%	3fg-fga	3fg%	ft-fa	ft%	off	def	tot	avg								
00	Chris Lykes	6-6	206	34.3	38-81	.469	11-32	.344	29-31	.935	3	12	15	2.5	11	0	20	14	1	6	116	19.3
05	Zach Johnson	6-4	199	33.2	27-74	.365	6-25	.240	20-32	.625	2	24	26	4.3	8	0	11	13	1	11	80	13.3
15	Ebuka Izundu	6-6	186	31.0	25-47	.532	0-1	.000	13-18	.722	27	32	59	9.8	18	0	9	11	2	2	63	10.5
01	DJ Vasiljevic	6-2	169	28.2	20-45	.444	16-36	.444	3-5	.600	6	21	27	4.5	9	0	3	1	0	2	59	9.8
03	Anthony Lawrence	6-6	172	28.7	17-40	.425	10-22	.455	15-23	.652	2	18	20	3.3	15	0	11	17	4	7	59	9.8
13	Anthony Mack	6-4	133	22.2	9-29	.310	6-20	.300	1-2	.500	0	11	11	1.8	8	0	7	4	1	2	25	4.2
21	Sam Waardenburg	6-2	128	21.3	5-16	.313	2-7	.286	5-7	.714	9	14	23	3.8	10	0	8	9	0	0	17	2.8
02	Willie Herenton	3-0	7	2.3	1-1	1.000	1-1	1.000	0-0	.000	0	0	0	0.0	0	0	0	0	0	0	3	1.0
Team											6	7	13		1			2				
Total.....		6	1200		142-333	.426	52-144	.361	86-118	.729	55	139	194	32.3	80	0	69	71	9	30	422	70.3
Opponents.....		6	1200		175-387	.452	60-170	.353	58-77	.753	79	154	233	38.8	106	3	110	65	19	33	468	78.0

**LAST 5 GAMES**

<b>RECORD:</b>	<b>OVERALL</b>	<b>HOME</b>	<b>AWAY</b>	<b>NEUTRAL</b>
ALL GAMES	1-4	1-1	0-3	0-0
CONFERENCE	1-4	1-1	0-3	0-0
NON-CONFERENCE	0-0	0-0	0-0	0-0

##	Player	gp-gs	min	avg	Total		3-Point		F-Throw		Rebounds				pf	dq	a	to	blk	stl	pts	avg
					fg-fga	fg%	3fg-fga	3fg%	ft-fa	ft%	off	def	tot	avg								
00	Chris Lykes	5-5	171	34.2	28-66	.424	8-28	.286	24-25	.960	3	12	15	3.0	8	0	18	12	1	5	88	17.6
05	Zach Johnson	5-4	167	33.4	20-57	.351	4-20	.200	15-22	.682	1	20	21	4.2	7	0	7	12	1	9	59	11.8
15	Ebuka Izundu	5-5	150	30.0	21-39	.538	0-0	.000	11-13	.846	20	28	48	9.6	16	0	7	10	2	2	53	10.6
01	DJ Vasiljevic	5-1	142	28.4	19-40	.475	15-32	.469	0-1	.000	6	18	24	4.8	8	0	2	1	0	1	53	10.6
03	Anthony Lawrence	5-5	144	28.8	13-33	.394	7-18	.389	14-19	.737	1	13	14	2.8	14	0	8	15	3	5	47	9.4
13	Anthony Mack	5-4	106	21.2	7-22	.318	5-14	.357	1-2	.500	0	9	9	1.8	6	0	7	4	1	1	20	4.0
21	Sam Waardenburg	5-1	113	22.6	5-14	.357	2-6	.333	5-7	.714	9	14	23	4.6	6	0	8	8	0	0	17	3.4
02	Willie Herenton	3-0	7	2.3	1-1	1.000	1-1	1.000	0-0	.000	0	0	0	0.0	0	0	0	0	0	0	3	1.0
Team											6	5	11		1			2				
Total.....		5	1000		114-272	.419	42-119	.353	70-89	.787	46	119	165	33.0	66	0	57	64	8	23	340	68.0
Opponents.....		5	1000		144-319	.451	49-140	.350	44-59	.746	61	121	182	36.4	83	2	93	49	16	29	381	76.2



# **Miami Game-by-Game Highs (as of Jan 25, 2019)** All games

Opponent	Date	Score	Points	Rebounds	Assists	Steals	Blocked shots
LEHIGH	11/09/18	83-62	22-Chris Lykes	12-Anthony Lawrence	4-Chris Lykes	3-Anthony Lawrence	3-Deng Gak Ebuka Izundu Anthony Lawrence
STEPHEN F. AUSTIN	11/13/18	96-58	22-Ebuka Izundu	19-Ebuka Izundu	6-Chris Lykes	3-Ebuka Izundu Chris Lykes	4-Ebuka Izundu
BETHUNE-COOKMAN	11/17/18	78-70	21-Chris Lykes	9-Anthony Lawrence	6-Chris Lykes	3-DJ Vasiljevic	3-Ebuka Izundu
vs La Salle	11/22/18	85-49	18-Chris Lykes	8-Ebuka Izundu	5-Zach Johnson	2-Chris Lykes Anthony Lawrence	2-Anthony Lawrence
vs Fresno State	11/23/18	78-76	24-Zach Johnson	6-Ebuka Izundu	3-Zach Johnson Anthony Lawrence	3-Chris Lykes	1-Ebuka Izundu
vs Seton Hall	11/25/18	81-83	18-Chris Lykes Zach Johnson	5-Ebuka Izundu Sam Waardenburg DJ Vasiljevic	5-DJ Vasiljevic	2-Chris Lykes	2-Ebuka Izundu
RUTGERS	11/28/18	54-57	16-Anthony Lawrence	12-Ebuka Izundu	4-Anthony Lawrence Chris Lykes	3-Zach Johnson	2-Anthony Lawrence Zach Johnson
vs Yale	12/01/18	73-77	19-Ebuka Izundu	9-Ebuka Izundu	5-Zach Johnson	2-Anthony Lawrence	2-Deng Gak Ebuka Izundu
at Penn	12/04/18	75-89	17-Zach Johnson	7-Ebuka Izundu	5-Chris Lykes	2-Ebuka Izundu	1-Zach Johnson Anthony Lawrence
HOUSTON BAPTIST	12/19/18	80-73	17-Anthony Lawrence	11-Ebuka Izundu	4-Chris Lykes DJ Vasiljevic	3-Zach Johnson Anthony Lawrence	4-Ebuka Izundu
FLA. ATLANTIC	12/22/18	75-55	19-Ebuka Izundu	13-Ebuka Izundu	8-Anthony Lawrence	3-Chris Lykes	3-Ebuka Izundu
CAMPBELL	12/29/18	73-62	22-Zach Johnson	8-Ebuka Izundu Anthony Lawrence	3-Anthony Lawrence	2-Chris Lykes Zach Johnson Anthony Lawrence	1-Zach Johnson Anthony Lawrence Sam Waardenburg Ebuka Izundu
NC STATE	01/03/19	82-87	28-Chris Lykes	11-Ebuka Izundu	4-Zach Johnson	2-Zach Johnson Anthony Lawrence	1-Anthony Lawrence
at Louisville	01/06/19	73-90	19-Zach Johnson DJ Vasiljevic	10-Ebuka Izundu	4-Chris Lykes	3-Zach Johnson	None
at Florida State	01/09/19	62-68	17-Chris Lykes	9-Ebuka Izundu	4-Anthony Mack	2-Zach Johnson	None
WAKE FOREST	01/12/19	76-65	25-Chris Lykes	11-Ebuka Izundu	4-Chris Lykes	2-Zach Johnson	2-Anthony Lawrence
NORTH CAROLINA	01/19/19	76-85	20-Chris Lykes	8-Ebuka Izundu	6-Chris Lykes	2-Zach Johnson Chris Lykes	1-Anthony Lawrence Ebuka Izundu
at Syracuse	01/24/19	53-73	11-DJ Vasiljevic	10-Ebuka Izundu	3-Anthony Lawrence	2-Chris Lykes Anthony Lawrence	1-Chris Lykes

## **Miami Team Game-by-Game Comparison (as of Jan 25, 2019)** All games

Opponent	1st	2nd	Score	Mar	Total FG	FG Pct	3-Pointers	3FG Pct	Free Throws	FT Pct	Rebounds	Assist	T/Over	Block	Steal	Fouls	
LEHIGH	38/26	45/36	83-62	+21	23-61/21-61	.377/.344	14-32/8-21	.438/.381	23-32/12-21	.719/.571	45/44	+1	15/6	11/18	9/4	8/5	17/24
STEPHEN F. AUSTIN	53/32	43/26	96-58	+38	37-69/24-61	.536/.393	11-23/4-13	.478/.308	11-18/6-7	.611/.857	41/34	+7	22/8	8/18	6/4	10/5	11/15
BETHUNE-COOKMAN	30/31	48/39	78-70	+8	26-65/27-59	.400/.458	8-26/6-18	.308/.333	18-24/10-13	.750/.769	38/40	(2)	12/12	11/14	6/5	7/5	15/25
La Salle	49/18	36/31	85-49	+36	30-55/21-60	.545/.350	8-19/2-25	.421/.080	17-21/5-9	.810/.556	39/28	+11	15/9	19/20	4/3	7/6	14/22
Fresno State	37/41	41/35	78-76	+2	25-57/27-58	.439/.466	7-22/9-23	.318/.391	21-28/13-18	.750/.722	29/43	(14)	12/16	11/20	1/5	7/4	20/25
Seton Hall	45/45	36/38	81-83	(2)	30-55/34-65	.545/.523	7-20/6-23	.350/.261	14-18/9-14	.778/.643	29/30	(1)	11/15	16/13	4/1	4/5	18/21
RUTGERS	24/28	30/29	54-57	(3)	22-65/24-59	.338/.407	7-28/6-24	.250/.250	3-7/3-6	.429/.500	43/40	+3	12/10	13/14	5/8	5/8	12/13
Yale	49/39	24/38	73-77	(4)	26-63/30-58	.413/.517	6-26/4-18	.231/.222	15-18/13-17	.833/.765	33/35	(2)	12/15	11/11	4/2	5/7	16/15
Penn	36/50	39/39	75-89	(14)	28-58/34-57	.483/.596	6-20/13-23	.300/.565	13-19/8-12	.684/.667	24/34	(10)	10/23	7/9	2/3	2/4	16/18
HOUSTON BAPTIST	40/33	40/40	80-73	+7	29-57/27-55	.509/.491	11-28/11-23	.393/.478	11-17/8-14	.647/.571	35/29	+6	17/15	14/17	7/1	9/5	13/14
FLA. ATLANTIC	46/23	29/32	75-55	+20	29-57/20-60	.509/.333	9-28/9-29	.321/.310	8-10/6-9	.800/.667	35/35	-	21/11	12/16	4/0	10/3	13/16
CAMPBELL	37/26	36/36	73-62	+11	24-44/23-64	.545/.359	12-24/6-32	.500/.188	13-21/10-13	.619/.769	33/31	+2	13/13	18/13	4/0	8/12	13/19
NC STATE	45/37	37/50	82-87	(5)	28-61/31-68	.459/.456	10-25/11-30	.400/.367	16-29/14-18	.552/.778	29/51	(22)	12/17	7/16	1/3	7/4	14/23
Louisville	41/40	32/50	73-90	(17)	24-56/33-69	.429/.478	10-26/13-31	.385/.419	15-20/11-15	.750/.733	35/39	(4)	7/19	13/7	0/1	4/1	16/16
Florida State	29/33	33/35	62-68	(6)	20-54/27-64	.370/.422	4-18/6-26	.222/.231	18-22/8-13	.818/.615	31/38	(7)	10/15	12/9	0/3	3/7	15/20
WAKE FOREST	32/33	44/32	76-65	+11	23-48/25-73	.479/.342	11-25/7-33	.440/.212	19-23/8-9	.826/.889	37/39	(2)	16/11	15/12	5/0	5/7	12/20
NORTH CAROLINA	37/37	39/48	76-85	(9)	27-55/33-60	.491/.550	9-21/9-20	.429/.450	13-18/10-14	.722/.714	23/38	(15)	13/26	11/15	2/1	7/7	15/19
Syracuse	29/32	24/41	53-73	(20)	20-59/26-53	.339/.491	8-29/14-30	.276/.467	5-6/7-8	.833/.875	39/28	+11	11/22	13/6	1/11	4/7	8/8

Note: Game totals are displayed in the format TEAM/OPPONENT for each category

**Miami Points-Rebounds-Assists (as of Jan 25, 2019)**  
**All games**

Opponent	Date	Score		00	01	02	03	05	10	13
				LYKES,CHRI	VASILJEVIC	HERENTON,W	LAWRENCE,A	JOHNSON,ZA	PROCTOR,DO	MACK,ANTHO
LEHIGH	11/09/18	83-62	W	22-5-4	16-3-2	0-0-0	19-12-2	5-0-3	DNP	0-0-0
STEPHEN F. AUSTIN	11/13/18	96-58	W	20-2-6	17-4-0	0-0-0	18-3-3	15-3-4	DNP	DNP
BETHUNE-COOKMAN	11/17/18	78-70	W	21-2-6	20-5-2	DNP	13-9-2	9-3-0	DNP	DNP
vs La Salle	11/22/18	85-49	W	18-1-0	15-7-3	5-0-0	6-5-3	12-4-5	0-0-0	5-0-0
vs Fresno State	11/23/18	78-76	W	17-5-2	12-5-1	DNP	7-5-3	24-2-3	DNP	0-0-1
vs Seton Hall	11/25/18	81-83	L	18-4-2	8-5-5	DNP	17-2-1	18-3-2	DNP	DNP
RUTGERS	11/28/18	54-57	L	8-2-4	3-3-0	DNP	16-8-4	12-4-2	DNP	DNP
vs Yale	12/01/18	73-77	L	12-0-3	17-6-1	DNP	9-8-3	11-3-5	DNP	0-2-0
at Penn	12/04/18	75-89	L	16-4-5	10-3-0	DNP	9-3-2	17-1-1	DNP	0-1-0
HOUSTON BAPTIST	12/19/18	80-73	W	14-5-4	13-5-4	DNP	17-5-2	9-1-2	DNP	6-4-2
FLA. ATLANTIC	12/22/18	75-55	W	12-1-7	9-5-3	0-0-0	17-8-8	6-3-0	DNP	8-0-2
CAMPBELL	12/29/18	73-62	W	21-2-2	10-4-2	DNP	11-8-3	22-5-2	DNP	3-0-1
NC STATE	01/03/19	82-87	L	28-0-2	6-3-1	DNP	12-6-3	21-5-4	DNP	5-2-0
at Louisville	01/06/19	73-90	L	18-4-4	19-4-0	0-0-0	4-1-1	19-4-0	DNP	3-3-1
at Florida State	01/09/19	62-68	L	17-3-2	6-5-1	0-0-0	14-4-2	6-6-0	DNP	2-2-4
WAKE FOREST	01/12/19	76-65	W	25-2-4	14-4-0	DNP	3-2-2	8-5-3	DNP	9-3-1
NORTH CAROLINA	01/19/19	76-85	L	20-3-6	3-3-0	DNP	18-0-0	17-5-3	DNP	0-1-0
at Syracuse	01/24/19	53-73	L	8-3-2	11-8-1	3-0-0	8-7-3	9-1-1	DNP	6-0-1

Opponent	Date	Score		15	21	22
				IZUNDU,EBU	WAARDENBUR	GAK,DENG
LEHIGH	11/09/18	83-62	W	10-9-1	11-5-2	0-6-1
STEPHEN F. AUSTIN	11/13/18	96-58	W	22-19-3	2-4-5	2-4-1
BETHUNE-COOKMAN	11/17/18	78-70	W	5-4-1	8-4-1	2-3-0
vs La Salle	11/22/18	85-49	W	10-8-1	10-4-2	4-7-1
vs Fresno State	11/23/18	78-76	W	10-6-1	6-4-0	2-1-1
vs Seton Hall	11/25/18	81-83	L	11-5-1	5-5-0	4-3-0
RUTGERS	11/28/18	54-57	L	12-12-1	2-3-0	1-6-1
vs Yale	12/01/18	73-77	L	19-9-0	0-0-0	5-3-0
at Penn	12/04/18	75-89	L	9-7-2	14-3-0	DNP
HOUSTON BAPTIST	12/19/18	80-73	W	15-11-2	6-3-1	DNP
FLA. ATLANTIC	12/22/18	75-55	W	19-13-0	4-2-1	DNP
CAMPBELL	12/29/18	73-62	W	4-8-2	2-4-1	DNP
NC STATE	01/03/19	82-87	L	10-11-2	0-0-0	DNP
at Louisville	01/06/19	73-90	L	8-10-0	2-8-1	DNP
at Florida State	01/09/19	62-68	L	13-9-1	4-0-0	DNP
WAKE FOREST	01/12/19	76-65	W	11-11-3	6-9-3	DNP
NORTH CAROLINA	01/19/19	76-85	L	13-8-1	5-3-3	DNP
at Syracuse	01/24/19	53-73	L	8-10-2	0-3-1	DNP

Official Basketball Box Score -- Game Totals -- Final Statistics

Lehigh vs Miami  
11/09/18 7:00 pm at Coral Gables, FL (Watsco Center)

Lehigh 62 • 1-1

#	Player		Total			3-Ptr	Rebounds			PF	TP	A	TO	Blk	Stl	Min	
			FG-FGA	FG-FGA	FT-FTA	Off	Def	Total									
31	Andree, Pat	f	3-10	2-5	2-3	0	7	7	2	10	1	1	0	0	0	29	
13	Karnik, James	c	0-2	0-0	2-4	2	2	4	5	2	0	1	1	0	1	14	
02	Leufroy, Kyle		5-8	2-3	0-0	0	9	9	2	12	1	2	0	0	0	33	
05	Tejada, Lance	g	7-19	3-9	2-2	1	2	3	4	19	1	8	0	2	29		
11	Cohen, Jordan	g	1-6	0-1	0-0	1	0	1	5	2	3	4	1	0	25		
00	Bennett, Caleb		1-2	0-0	2-2	0	3	3	0	4	0	1	0	0	0	15	
01	Wilson, Jeameril		0-0	0-0	0-0	0	1	1	2	0	0	0	0	0	0	9	
04	Foley, Joe		0-0	0-0	0-0	1	0	1	0	0	0	0	0	0	0	1	
20	Wilson, Marques		1-3	1-3	0-2	1	1	2	0	3	0	0	0	0	3	19	
44	Lynch, Nic		3-11	0-0	4-8	5	5	10	4	10	0	1	2	0	26		
Team						2	1	3									
Totals			21-61	8-21	12-21	13	31	44	24	62	6	18	4	5	200		
FG % 1st Half: 7-30			23.3%	2nd half: 14-31	45.2%	Game: 21-61	34.4%										Deadball Rebounds 3
3FG % 1st Half: 5-12			41.7%	2nd half: 3-9	33.3%	Game: 8-21	38.1%										
FT % 1st Half: 7-14			50.0%	2nd half: 5-7	71.4%	Game: 12-21	57.1%										

Miami 83 • 1-0

#	Player		Total			3-Ptr		Rebounds				PF	TP	A	TO	Blk	Stl	Min
			FG-FGA	FG-FGA	FT-FTA	Off	Def	Total										
21	Sam Waardenburg	f	3-7	1-2	4-4	3	2	5	1	11	2	1	0	1			28	
15	Ebuka Izundu	c	3-5	0-0	4-6	4	5	9	3	10	1	2	3	0			28	
00	Chris Lykes		5-17	4-8	8-11	1	4	5	3	22	4	2	0	2			39	
01	DJ Vasiljevic	g	5-10	4-7	2-2	0	3	3	3	16	2	2	0	0			26	
03	Anthony Lawrence	g	5-9	4-7	5-6	1	11	12	2	19	2	0	3	3			35	
02	Willie Herenton		0-0	0-0	0-0	0	0	0	0	0	0	0	0	0			0+	
05	Zach Johnson		2-6	1-3	0-1	0	0	0	1	5	3	4	0	2			22	
13	Anthony Mack		0-4	0-4	0-0	0	0	0	1	0	0	0	0	0			8	
22	Deng Gak		0-3	0-1	0-2	1	5	6	3	0	1	0	3	0			14	
Team						3	2	5										
Totals				23-61	14-32	23-32	13	32	45	17	83	15	11	9	8		200	
FG % 1st Half: 12-35			34.3%	2nd half: 11-26	42.3%	Game: 23-61	37.7%											Deadball Rebounds 3
3FG % 1st Half: 8-21			38.1%	2nd half: 6-11	54.5%	Game: 14-32	43.8%											
FT % 1st Half: 6-9			66.7%	2nd half: 17-23	73.9%	Game: 23-32	71.9%											

Officials: Jeff Clark, Jemel Spearman, Anthony Franklin  
Technical fouls: Lehigh-None. Miami-None.  
Attendance: 6799

Score by periods	1st	2nd	Total
Lehigh	26	36	62
Miami	38	45	83

Last FG - LEHIGH 2nd-00:13, UM 2nd-01:26.  
Largest lead - LEHIGH by 2 1st-19:14, UM by 24 2nd-01:26.  
LEHIGH led for 00:10, UM led for 39:04. Game was tied for 00:46.

Score tied - 0 times.  
Lead changed - 1 time.

Official Basketball Box Score -- Game Totals -- Final Statistics

Stephen F. Austin vs Miami  
11/13/18 7:00 pm at Coral Gables, FL (Watsco Center)

Stephen F. Austin 58 • 2-1

#	Player		Total		3-Ptr	Rebounds					PF	TP	A	TO	Blk	Stl	Min	
			FG-FGA	FG-FGA	FT-FTA	Off	Def	Total										
04	Davonte Fitzgerald	f	3-12	0-2	0-0	3	2	5	1	6	0	1	1	0			22	
23	Nathan Bain	f	2-6	0-0	3-3	3	5	8	3	7	2	2	1	1	1		33	
24	Samuli Nieminen	f	1-2	0-1	0-0	0	0	0	0	2	0	1	1	0	0		8	
01	Kevon Harris	g	2-8	0-3	1-2	2	3	5	3	5	2	4	0	2	2		29	
05	Shannon Bogues	g	5-10	3-5	1-1	0	1	1	2	14	2	3	1	1	1		30	
02	Jock Hughes		1-3	0-0	0-0	1	0	1	1	2	0	1	0	0	0		8	
03	Mitchell Seralie		0-2	0-0	0-0	0	0	0	2	0	1	3	0	0	0		14	
11	Oddyst Walker		1-3	1-2	0-0	1	3	4	1	3	0	1	0	1	1		18	
20	Aaron Walton		0-1	0-0	0-0	0	0	0	1	0	1	0	0	0	0		7	
25	Karl Nicholas		8-11	0-0	1-1	3	5	8	1	17	0	1	0	0	0		21	
32	Jovan Grujic		1-3	0-0	0-0	0	0	0	0	2	0	0	0	0	0		8	
Team						1	1	2						1				
Totals			24-61	4-13	6-7	14	20	34	15	58	8	18	4	5	198			
FG % 1st Half: 14-30			46.7%	2nd half: 10-31		32.3%	Game: 24-61		39.3%									Deadball Rebounds
3FG % 1st Half: 1-5			20.0%	2nd half: 3-8		37.5%	Game: 4-13		30.8%									
FT % 1st Half: 3-4			75.0%	2nd half: 3-3		100.0%	Game: 6-7		85.7%									

Miami 96 • 2-0

#	Player		Total		3-Ptr	Rebounds			PF	TP	A	TO	Blk	Stl	Min
			FG-FGA	FG-FGA		FT-FTA	Off	Def							
21	Sam Waardenburg	f	1-6	0-2	0-1	0	4	4	3	2	5	2	0	1	33
15	Ebuka Izundu	c	11-13	0-0	0-1	11	8	19	1	22	3	0	4	3	32
00	Chris Lykes	g	7-12	2-5	4-5	0	2	2	1	20	6	1	0	3	28
01	DJ Vasiljevic	g	4-9	4-7	5-5	1	3	4	3	17	0	1	0	0	30
03	Anthony Lawrence	g	8-12	2-4	0-0	0	3	3	0	18	3	1	1	2	31
02	Willie Herenton		0-0	0-0	0-0	0	0	0	0	0	0	0	0	0	2
05	Zach Johnson		5-11	3-5	2-4	1	2	3	1	15	4	3	0	0	28
22	Deng Gak		1-6	0-0	0-2	3	1	4	2	2	1	0	1	1	17
Team						1	1	2							
Totals			37-69	11-23	11-18	17	24	41	11	96	22	8	6	10	201
FG % 1st Half: 23-41			56.1%	2nd half: 14-28	50.0%	Game: 37-69			53.6%	Deadball Rebounds 2					
3FG % 1st Half: 6-15			40.0%	2nd half: 5-8	62.5%	Game: 11-23			47.8%						
FT % 1st Half: 1-2			50.0%	2nd half: 10-16	62.5%	Game: 11-18			61.1%						

Officials: Ted Valentine, Jamie Luckie, Jeb Hartness  
Technical fouls: Stephen F. Austin-None. Miami-None.  
Attendance: 6066

Score by periods	1st	2nd	Total
Stephen F. Austin	32	26	58
Miami	53	43	96

Last FG - SFA 2nd-00:14, UM 2nd-00:33.  
Largest lead - SFA None, UM by 40 2nd-00:33.  
SFA led for 00:00, UM led for 38:04. Game was tied for 01:56.

Score tied - 1 time.  
Lead changed - 0 times.

Official Basketball Box Score -- Game Totals -- Final Statistics

Bethune-Cookman vs Miami  
11/17/18 2:00 pm at Coral Gables, FL (Watsco Center)

Bethune-Cookman 70 • 2-3

#	Player	Total		3-Ptr	Rebounds			PF	TP	A	TO	Blk	Stl	Min	
		FG-FGA	FG-FGA		FT-FTA	Off	Def								Total
11	Soufiyane Diakite	f	0-3	0-1	0-0	0	2	2	0	1	1	1	0	16	
12	Shawntrez Davis	f	1-6	0-1	0-0	0	2	2	5	2	0	1	0	16	
01	Malik Maitland	g	11-16	5-7	2-2	3	6	9	3	29	3	4	0	38	
02	Houston Smith	g	2-6	0-1	0-0	0	2	2	0	4	1	2	0	16	
15	Mark Gordon	g	2-6	1-3	0-0	0	1	1	4	5	0	2	0	17	
03	Wali Parks		2-4	0-1	0-0	2	1	3	4	4	2	0	1	21	
05	Leon Redd		1-5	0-4	1-2	1	2	3	4	3	0	2	0	1	21
10	Cletrell Pope		7-10	0-0	4-4	2	8	10	2	18	1	0	3	1	31
21	Dondre Duffus		1-3	0-0	3-5	0	1	1	1	5	4	0	0	0	23
Team						3	4	7				2			
Totals			27-59	6-18	10-13	11	29	40	25	70	12	14	5	5	199
FG % 1st Half: 14-26		53.8%	2nd half: 13-33	39.4%	Game: 27-59	45.8%									Deadball Rebounds
3FG % 1st Half: 3-7		42.9%	2nd half: 3-11	27.3%	Game: 6-18	33.3%									1
FT % 1st Half: 0-0		0.0%	2nd half: 10-13	76.9%	Game: 10-13	76.9%									

Miami 78 • 3-0

#	Player	Total		3-Ptr	Rebounds			PF	TP	A	TO	Blk	Stl	Min	
		FG-FGA	FG-FGA		FT-FTA	Off	Def								Total
21	Sam Waardenburg	f	4-6	0-1	0-1	1	3	4	3	8	1	0	0	27	
15	Ebuka Izundu	c	2-8	0-0	1-2	3	1	4	5	5	1	2	3	27	
00	Chris Lykes	g	7-16	3-8	4-5	0	2	2	3	21	6	2	0	36	
01	DJ Vasiljevic	g	5-12	4-9	6-6	2	3	5	1	20	2	2	0	32	
03	Anthony Lawrence	g	4-11	1-5	4-4	2	7	9	1	13	2	4	0	1	37
05	Zach Johnson		3-10	0-3	3-6	1	2	3	2	9	0	0	1	1	29
22	Deng Gak		1-2	0-0	0-0	2	1	3	0	2	0	1	2	0	11
Team						3	5	8							
Totals			26-65	8-26	18-24	14	24	38	15	78	12	11	6	7	199
FG % 1st Half:		10-35	28.6%	2nd half:	16-30	53.3%	Game:		26-65	40.0%	Deadball Rebounds				
3FG % 1st Half:		2-11	18.2%	2nd half:	6-15	40.0%	Game:		8-26	30.8%	2				
FT % 1st Half:		8-12	66.7%	2nd half:	10-18	83.3%	Game:		18-24	75.0%					



Official Basketball Box Score -- Game Totals -- Final Statistics  
Miami vs Fresno State  
11/23/18 11:00 am at Titan Gym

Miami 78 • 5-0

#	Player	Total		3-Ptr		Rebounds			PF	TP	A TO Blk			Stl	Min
		FG-FGA	FG-FGA	FT-FTA	FT-FTA	Off	Def	Tot			A	TO	Blk		
21	Sam Waardenburg	1	5	0-2	4-5	1	3	4	2	6	0	0	0	1	24
15	Ebuka Izundu	c	3	3	0-0	4-5	1	5	6	5	10	1	0	1	21
00	Chris Lykes	g	6-16	2-8	3-4	0	5	5	3	17	2	4	0	3	35
01	DJ Vasiljevic	g	4-10	4-7	0-0	1	4	5	2	12	1	2	0	0	38
03	Anthony Lawrence	g	2-5	0-1	3-3	1	4	5	3	7	3	5	0	1	31
05	Zach Johnson	g	8-16	1-4	7-11	1	1	2	3	24	3	0	0	2	34
13	Anthony Mack	g	0-1	0-0	0-0	0	0	0	1	0	1	0	0	0	5
22	Deng Gak	g	1-1	0-0	0-0	1	0	1	1	2	1	0	0	0	12
Team						1	0	1							
Totals		25-57	7-22	21-28		7	22	29	20	78	12	11	1	7	200
FG % 1st Half:		13-31	41.9%	2nd half:	12-26	46.2%	Game:	25-57	43.9%					Deadball	
3FG % 1st Half:		4-12	33.3%	2nd half:	3-10	30.0%	Game:	7-22	31.8%					Rebounds	
FT % 1st Half:		7-9	77.8%	2nd half:	14-19	73.7%	Game:	21-28	75.0%					2	

Fresno State 76 • 2-2

#	Player	Total		3-Ptr		Rebounds			PF	TP	A TO Blk			Stl	Min
		FG-FGA	FG-FGA	FT-FTA	FT-FTA	Off	Def	Tot			A	TO	Blk		
20	BITTNER, Sam	f	2-4	0-2	0-0	3	2	5	3	4	6	0	0	0	33
32	GRIMES, Nate	f	4-9	0-0	1-2	5	10	15	2	9	1	1	4	0	27
00	WILLIAMS, New	g	3-7	2-4	0-0	1	4	5	4	8	0	3	1	1	30
04	HUGGINS, Braxton	g	10-21	5-10	3-4	1	3	4	5	28	0	2	0	0	31
21	TAYLOR, Deshon	g	8-14	2-6	7-8	0	2	2	4	25	3	6	0	3	32
03	McWILLIAMS, Johnny	g	0-0	0-0	0-0	0	1	1	1	0	1	0	0	0	3
11	GRAY, Christian	g	0-1	0-0	2-4	0	1	1	2	2	0	1	0	0	10
13	AGAU, Aguir	g	0-0	0-0	0-0	0	0	0	1	0	0	2	0	0	3
35	ROJAS, Lazaro	g	0-0	0-0	0-0	0	0	0	0	0	0	1	0	0	3
55	BLACKWELL, Noah	g	0-2	0-1	0-0	0	3	3	3	0	5	4	0	0	28
Team						3	4	7							
Totals		27-58	9-23	13-18		13	30	43	25	76	16	20	5	4	200
FG % 1st Half:		15-25	60.0%	2nd half:	12-33	36.4%	Game:	27-58	46.6%					Deadball	
3FG % 1st Half:		4-9	44.4%	2nd half:	5-14	35.7%	Game:	9-23	39.1%					Rebounds	
FT % 1st Half:		7-10	70.0%	2nd half:	6-8	75.0%	Game:	13-18	72.2%					1	

Officials: Mike Greenstein, Kevin Brill, Rick Batsell  
Technical fouls: Miami-None. Fresno State-None.  
Attendance: 906

Score by periods	1st	2nd	Total
Miami	37	41	78
Fresno State	41	35	76

Last FG - UM 2nd-00:01, FS 2nd-02:33.  
Largest lead - UM by 6 1st-16:43, FS by 5 1st-17:51.  
UM led for 15:39. FS led for 17:00. Game was tied for 07:21.

Score tied - 12 times.  
Lead changed - 11 times.

Official Basketball Box Score -- Game Totals -- Final Statistics  
Miami vs Seton Hall  
11/25/18 7:30 pm at Titan Gym

Miami 81 • 5-1

#	Player	Total		3-Ptr		Rebounds			PF	TP	A TO Blk			Stl	Min
		FG-FGA	FG-FGA	FT-FTA	FT-FTA	Off	Def	Tot			A	TO	Blk		
15	Ebuka Izundu	c	3-4	1-1	4-6	1	4	5	4	11	1	2	2	0	21
00	Chris Lykes	g	7-13	2-5	2-2	0	4	4	4	18	2	5	0	2	37
01	DJ Vasiljevic	g	3-8	2-5	0-0	0	5	5	0	8	5	0	0	0	34
03	Anthony Lawrence	g	8-16	0-5	1-2	0	2	2	4	17	1	4	1	1	32
05	Zach Johnson	g	5-7	2-3	6-6	0	3	3	2	18	2	2	0	0	37
21	Sam Waardenburg	g	2-4	0-1	1-2	0	5	5	1	5	0	2	0	1	24
22	Deng Gak	g	2-3	0-0	0-0	2	1	3	3	4	0	1	1	0	15
Team						1	1	2							
Totals		30-55	7-20	14-18		4	25	29	18	81	11	16	4	4	200
FG % 1st Half:		16-24	66.7%	2nd half:	14-31	45.2%	Game:	30-55	54.5%					Deadball	
3FG % 1st Half:		3-8	37.5%	2nd half:	4-12	33.3%	Game:	7-20	35.0%					Rebounds	
FT % 1st Half:		10-12	83.3%	2nd half:	4-6	66.7%	Game:	14-18	77.8%					2.1	

Seton Hall 83 • 4-2

#	Player	Total		3-Ptr		Rebounds			PF	TP	A TO Blk			Stl	Min
		FG-FGA	FG-FGA	FT-FTA	FT-FTA	Off	Def	Tot			A	TO	Blk		
01	NZEI, Michael	f	8-8	0-0	5-7	1	3	4	2	21	0	0	0	1	33
23	MAMUKELASHVILI, S.	f	4-12	1-4	0-0	0	5	5	2	9	3	0	1	1	30
00	McKNIGHT, Quincy	g	7-9	1-1	1-2	1	3	4	3	16	5	1	0	3	33
13	POWELL, Myles	g	6-15	4-12	1-1	1	2	3	2	17	2	4	0	0	37
22	CALE, Myles	g	1-4	0-2	1-2	0	5	5	3	3	1	1	0	0	14
02	NELSON, Anthony	g	0-0	0-0	0-0	0	0	0	0	3	0	2	4	0	5
14	RHODEN, Jared	g	4-7	0-2	0-0	2	2	4	2	8	1	1	0	1	24
15	THOMPSON, Taurean	g	3-8	0-1	1-2	1	1	2	2	7	1	1	0	0	14
33	REYNOLDS, Shavar	g	0-1	0-1	0-0	0	1	1	1	0	0	1	0	0	7
35	GILL, Romaro	g	1-1	0-0	0-0	0	0	0	1	2	0	0	0	0	3
Team						1	1	2							
Totals		34-65	6-23	9-14		7	23	30	21	83	15	13	1	5	200
FG % 1st Half:		19-33	57.6%	2nd half:	15-32	46.9%	Game:	34-65	52.3%					Deadball	
3FG % 1st Half:		3-11	27.3%	2nd half:	3-12	25.0%	Game:	6-23	26.1%					Rebounds	
FT % 1st Half:		4-7	57.1%	2nd half:	5-7	71.4%	Game:	9-14	64.3%					3	

Officials: Michael Irving, Chris Rastatter, Mike Greenstein  
Technical fouls: Miami-None. Seton Hall-None.  
Attendance: 1589

Score by periods	1st	2nd	Total
Miami	45	36	81
Seton Hall	45	38	83

Last FG - UM 2nd-03:23, HALL 2nd-04:48.  
Largest lead - UM by 6 1st-12:18, HALL by 7 2nd-06:22.  
UM led for 12:29. HALL led for 20:37. Game was tied for 06:47.

Points In Off 2nd Fast  
UM Paint T/O Chance Break Bench  
HALL 56 19 9 5 17

Score tied - 12 times.  
Lead changed - 16 times.

Official Basketball Box Score -- Game Totals -- Final Statistics  
Rutgers vs Miami  
11/28/18 7:15 pm at Coral Gables, FL (Watsco Center)

Rutgers 57 • 5-1

#	Player	Total		3-Ptr		Rebounds			PF	TP	A TO Blk			Stl	Min
		FG-FGA	FG-FGA	FT-FTA	FT-FTA	Off	Def	Tot			A	TO	Blk		
05	Eugene Omoruyi	f	5-12	1-3	0-0	1	3	4	3	11	1	5	1	1	32
02	Shaquille Doorson	f	0-0	0-0	1-3	4	6	10	0	1	0	0	1	0	26
00	Geo Baker	g	7-17	2-6	0-0	0	7	7	2	16	6	4	2	0	39
32	Peter Kiss	g	5-10	2-6	0-0	0	3	3	0	12	0	1	1	1	39
03	Issa Thiam	g	2-7	1-5	2-2	0	7	7	1	7	1	1	2	2	30
11	Mamadou Doucoure	g	0-1	0-0	0-0	1	0	1	0	0	0	0	0	0	2
15	Myles Johnson	g	0-1	0-0	0-0	0	2	2	2	0	1	1	0	1	12
22	Caleb McConnell	g	0-0	0-0	0-0	0	0	0	0	0	0	0	0	0	1
23	Montez Mathis	g	2-4	0-1	0-1	0	1	1	2	4	0	1	0	1	13
24	Ron Harper Jr.	g	3-7	0-3	0-0	2	2	4	3	6	1	1	1	0	19
Team						0	1	1							
Totals		24-59	6-24	3-6		8	32	40	13	57	10	14	8	8	200
FG % 1st Half:		13-31	41.9%	2nd half:	11-28	39.3%	Game:	24-59	40.7%					Deadball	
3FG % 1st Half:		2-11	18.2%	2nd half:	4-13	30.8%	Game:	6-24	25.0%					Rebounds	
FT % 1st Half:		0-0	0.0%	2nd half:	3-6	50.0%	Game:	3-6	50.0%					1	

Miami 54 • 5-2

#	Player		Total		3-Ptr	Rebounds			PF	TP	A TO Blk				Stl	Min
			FG-FGA	FG-FGA	FT-FTA	Off	Def	Tot			A	TO	Blk			
15	Ebuka Izundu	c	5-8	0-1	2-2	4	8	12	2	12	1	2	1	0	26	
00	Chris Lykes	g	3-11	2-6	0-0	0	2	2	2	8	4	5	0	1	32	
01	DJ Vasiljevic	g	1-8	1-6	0-0	2	1	3	3	0	2	0	0	0	38	
03	Anthony Lawrence	g	6-13	4-8	0-0	1	7	8	1	16	4	0	2	1	36	
05	Zach Johnson	g	6-15	0-4	0-3	2	2	4	2	12	2	2	2	3	37	
21	Sam Waardenburg		1-7	0-3	0-0	1	2	3	0	2	0	2	0	0	17	
22	Deng Gak		0-3	0-0	1-2	2	4	6	2	1	1	0	0	0	14	
	Team					2	3	5								
	Totals		22-65	7-28	3-7	14	29	43	12	54	12	13	5	5	200	
	FG % 1st Half:	9-29	31.0%	2nd half:	13-36	36.1%	Game:	22-65	33.8%						Deadball	
	3FG % 1st Half:	4-15	26.7%	2nd half:	3-13	23.1%	Game:	7-28	25.0%						Rebounds	
	FT % 1st Half:	2-2	100.0%	2nd half:	1-5	20.0%	Game:	3-7	42.9%						1	

Official Basketball Box Score -- Game Totals -- Final Statistics  
Miami vs Penn  
12/04/18 7:00 pm at Philadelphia, PA (The Palestra)

Miami 75 • 5-4

#	Player	Total		3-Ptr		Rebounds			PF	TP	A TO Blk Stl				Min
		FG-FGA	FG-FGA	FT-FTA	Off Def Tot	PF	TP	A TO Blk Stl							
21	Sam Waardenburg	f	5-7	2-3	2-3	2	1	3	2	14	0	1	0	0	37
15	Ebuka Izundu	c	4-8	0-0	1-1	4	3	7	5	9	2	0	0	2	26
00	Chris Lykes	g	5-15	0-4	6-8	0	4	4	4	16	5	4	0	0	31
01	DJ Vasiljevic	g	4-7	2-5	0-0	2	1	3	3	10	0	0	0	0	34
03	Anthony Lawrence	g	3-6	1-2	2-4	0	3	3	2	9	2	1	1	0	34
05	Zach Johnson	g	7-14	1-5	2-3	0	1	1	0	17	1	1	1	0	29
13	Anthony Mack	g	0-1	0-1	0-0	0	1	1	0	0	0	0	0	0	9
Team						1	1	2							
Totals			28-58	6-20	13-19	9	15	24	16	75	10	7	2	2	200
FG % 1st Half: 14-27		51.9%	2nd half: 14-31	45.2%	Game: 28-58	48.3%									
3FG % 1st Half: 4-8		50.0%	2nd half: 2-12	16.7%	Game: 6-20	30.0%									
FT % 1st Half: 4-7		57.1%	2nd half: 9-12	75.0%	Game: 13-19	68.4%									

Penn 89 • 7-2

#	Player	Total		3-Ptr		Rebounds			PF	TP	A TO Blk Stl				Min
		FG-FGA	FG-FGA	FT-FTA	Off Def Tot	PF	TP	A TO Blk Stl							
00	Max Rothschild	f	1-2	0-0	3-4	0	2	2	3	5	3	2	1	2	18
25	AJ Brodeur	f	9-15	0-0	0-1	1	7	8	3	18	6	3	1	2	35
02	Antonio Woods	g	2-6	0-2	3-4	0	5	5	1	7	4	0	0	0	35
12	Devon Goodman	g	6-10	3-5	1-1	1	1	2	4	16	4	2	1	0	34
20	Bryce Washington	g	3-7	1-5	0-0	2	1	3	5	7	0	0	0	0	21
03	Jake Silpe	g	3-4	3-4	1-2	0	6	6	2	10	5	0	0	0	25
05	Jackson Donahue	g	1-1	1-1	0-0	1	0	1	0	3	0	0	0	0	5
23	Michael Wang	g	9-12	5-6	0-0	2	2	4	0	23	1	2	0	0	27
Team						2	1	3							
Totals			34-57	13-23	8-12	9	25	34	18	89	23	9	3	4	200
FG % 1st Half: 19-29		65.5%	2nd half: 15-28	53.6%	Game: 34-57	59.6%									
3FG % 1st Half: 11-18		61.1%	2nd half: 2-5	40.0%	Game: 13-23	56.5%									
FT % 1st Half: 1-2		50.0%	2nd half: 7-10	70.0%	Game: 8-12	66.7%									

Officials: Nathan Farrell, Alfred Smith, Lamar Simpson  
Technical fouls: Miami-None, Penn-None.  
Attendance: 3019

Score by periods	1st	2nd	Total
Miami	36	39	75
Penn	50	39	89

Last FG - UM 2nd-01:32, PENN 2nd-01:25.  
Largest lead - UM by 4 1st-18:29, PENN by 19 2nd-10:39.  
UM led for 01:47, PENN led for 37:20. Game was tied for 00:53.

Score tied - 1 time.  
Lead changed - 1 time.

Official Basketball Box Score -- Game Totals -- Final Statistics  
Houston Baptist vs Miami  
12/19/18 7:00 pm at Coral Gables, FL (Watsco Center)

Houston Baptist 73 • 3-7

#	Player	Total		3-Ptr		Rebounds			PF	TP	A TO Blk Stl				Min
		FG-FGA	FG-FGA	FT-FTA	Off Def Tot	PF	TP	A TO Blk Stl							
02	Philip McKenzie	f	5-7	2-3	3-4	3	1	4	1	15	2	1	0	1	34
15	Edward Hardt	c	7-14	0-0	0-1	2	5	7	3	14	1	4	0	1	31
00	Ian DuBose	g	4-11	1-5	1-3	1	2	3	2	10	3	6	1	2	27
04	Stephen O'Suiji	g	1-2	1-1	0-0	0	1	1	1	3	2	0	0	0	15
23	Oliver Lynch-Daniels	g	6-10	5-7	2-2	0	4	4	3	19	3	3	0	0	34
03	Jackson Stent	g	0-0	0-0	0-0	0	1	1	1	0	1	0	0	0	6
22	Jalon Gates	g	3-8	2-6	0-0	0	0	0	1	8	0	0	0	0	16
30	Braxton Bonds	g	0-2	0-1	2-4	0	7	7	1	2	3	2	0	1	28
32	Benjamin Uluko	g	1-1	0-0	0-0	0	1	1	1	2	0	1	0	0	9
Team						1	0	1							
Totals			27-55	11-23	8-14	7	22	29	14	73	15	17	1	5	200
FG % 1st Half: 13-30		43.3%	2nd half: 14-25	56.0%	Game: 27-55	49.1%									
3FG % 1st Half: 6-12		50.0%	2nd half: 5-11	45.5%	Game: 11-23	47.8%									
FT % 1st Half: 1-6		16.7%	2nd half: 7-8	87.5%	Game: 8-14	57.1%									

Miami 80 • 6-4

#	Player	Total		3-Ptr		Rebounds			PF	TP	A TO Blk Stl				Min
		FG-FGA	FG-FGA	FT-FTA	Off Def Tot	PF	TP	A TO Blk Stl							
21	Sam Waardenburg	f	2-3	0-1	2-2	1	2	3	4	6	1	1	1	1	24
15	Ebuka Izundu	c	6-8	0-0	3-4	4	7	11	0	15	2	1	4	2	34
00	Chris Lykes	g	5-9	1-2	3-5	1	4	5	1	14	4	4	0	0	31
01	DJ Vasiljevic	g	4-12	3-10	2-2	1	4	5	2	13	4	0	0	0	34
03	Anthony Lawrence	g	6-12	4-7	1-2	1	4	5	1	17	2	3	2	3	33
05	Zach Johnson	g	4-8	1-3	0-2	0	1	1	3	9	2	4	0	3	27
13	Anthony Mack	g	2-5	2-5	0-0	2	2	4	2	6	2	1	0	0	17
Team						0	1	1							
Totals			29-57	11-28	11-17	10	25	35	13	80	17	14	7	9	200
FG % 1st Half: 15-28		53.6%	2nd half: 14-29	48.3%	Game: 29-57	50.9%									
3FG % 1st Half: 8-17		47.1%	2nd half: 3-11	27.3%	Game: 11-28	39.3%									
FT % 1st Half: 2-2		100.0%	2nd half: 9-15	60.0%	Game: 11-17	64.7%									

Officials: Bill Covington Jr., AJ Desai, Bert Smith  
Technical fouls: Houston Baptist-None, Miami-DJ Vasiljevic.  
Attendance: 6553

Score by periods	1st	2nd	Total
Houston Baptist	33	40	73
Miami	40	40	80

Last FG - HBU 2nd-00:14, UM 2nd-00:58.  
Largest lead - HBU by 1 2nd-13:26, UM by 13 2nd-06:30.  
HBU led for 00:06, UM led for 39:12. Game was tied for 00:42.

Score tied - 1 time.  
Lead changed - 2 times.

Official Basketball Box Score -- Game Totals -- Final Statistics  
Fla. Atlantic vs Miami  
12/22/18 2:00 pm at Coral Gables, FL (Watsco Center)

Fla. Atlantic 55 • 8-4

#	Player	Total		3-Ptr		Rebounds			PF	TP	A TO Blk Stl				Min
		FG-FGA	FG-FGA	FT-FTA	Off Def Tot	PF	TP	A TO Blk Stl							
00	Jaylen Sobree	f	6-14	4-7	2-2	0	1	1	2	18	1	3	0	0	28
01	Madiaw Niang	f	2-6	0-2	0-0	2	4	6	2	4	1	2	0	1	26
25	Karlis Silins	f	0-0	0-0	0-0	0	0	0	0	0	0	0	0	0	6
03	Anthony Adger	g	7-14	5-9	0-1	0	4	4	2	19	2	4	0	2	31
23	Richardson Maitre	g	0-4	0-2	0-0	0	1	1	1	0	0	1	0	0	14
10	Kevaughn Ellis	g	0-1	0-1	0-0	0	0	0	2	0	0	0	0	0	14
11	Michael Forrest	g	2-9	0-4	1-2	0	4	4	3	5	5	4	0	0	29
12	Aleksandar Zecevic	g	1-4	0-0	2-2	3	2	5	0	4	1	1	0	0	14
21	Simone Lepichev	g	2-5	0-1	1-2	4	3	7	2	5	1	1	0	0	31
24	Cedric Jackson	g	0-3	0-3	0-0	0	0	0	2	0	0	0	0	0	7
Team						2	5	7							
Totals			20-60	9-29	6-9	11	24	35	16	55	11	16	0	3	200
FG % 1st Half: 9-30		30.0%	2nd half: 11-30	36.7%	Game: 20-60	33.3%									
3FG % 1st Half: 4-15		26.7%	2nd half: 5-14	35.7%	Game: 9-29	31.0%									
FT % 1st Half: 1-2		50.0%	2nd half: 5-7	71.4%	Game: 6-9	66.7%									

Miami 75 • 7-4

#	Player		Total		3-Ptr		Rebounds			PF	TP	A TO Blk Stl				Min
			FG-FGA	FG-FGA	FT-FTA	Off	Def	Tot	A			TO	Blk	Stl		
21	Sam Waardenburg	f	1-5	1-4	1-2	0	2	2	1	4	1	2	0	0	29	
15	Ebuka Izundu	c	9-11	0-0	1-2	2	11	13	1	19	0	1	3	2	31	
00	Chris Lykes	g	5-12	0-4	2-2	0	1	1	4	12	7	2	0	3	29	
01	DJ Vasiljevic	g	3-7	3-7	0-0	0	5	5	0	9	3	1	0	1	33	
03	Anthony Lawrence	g	6-12	3-8	2-2	2	6	8	2	17	8	3	0	1	33	
02	Willie Herenton		0-0	0-0	0-0	0	0	0	0	0	0	0	0	0	1	
05	Zach Johnson		2-6	0-2	2-2	0	3	3	6	0	1	1	2	23		
13	Anthony Mack		3-4	2-3	0-0	0	0	0	2	8	2	0	0	1	21	
	Team					0	3	3				2				
Totals			29-57	9-28	8-10	4	31	35	13	75	21	12	4	10	200	
FG % 1st Half: 20-34			58.8%	2nd half: 9-23	39.1%	Game: 29-57			50.9%						Deadball Rebounds 2	
3FG % 1st Half: 5-13			38.5%	2nd half: 4-15	26.7%	Game: 9-28			32.1%							
FT % 1st Half: 1-1			100.0%	2nd half: 7-9	77.8%	Game: 8-10			80.0%							

Official Basketball Box Score -- Game Totals -- Final Statistics  
NC State vs Miami  
01/03/19 7:00 pm at Coral Gables, Fla. (Watsco Center)

NC State 87 • 13-1, 1-0 ACC

#	Player	Total		3-Ptr		Rebounds			PF	TP	A TO Blk Stl				Min
		FG-FGA	FG-FGA	FT-FTA	FT-FTA	Off	Def	Tot			A	TO	Blk	Stl	
33	Wyatt Walker	c	3-7	0-0	3-4	8	3	11	4	9	0	2	0	0	23
02	Torin Dorn	g	3-9	0-3	1-2	0	6	6	1	7	3	1	1	2	33
10	Braxton Beverly	g	4-12	3-10	0-0	2	2	4	3	11	6	4	0	0	30
13	C.J. Bryce	g	4-10	0-3	2-2	3	6	9	3	10	2	1	0	0	25
24	Devon Daniels	g	7-10	2-2	3-4	1	7	8	3	19	0	3	1	0	32
00	Derek Funderburk	g	3-3	1-1	1-2	1	3	4	5	8	0	1	1	2	16
04	Jericole Hellesms	g	1-7	1-4	0-0	0	2	2	1	3	0	0	0	0	12
05	Eric Lockett	g	0-2	0-1	0-0	2	0	2	1	0	1	0	0	0	6
11	Markell Johnson	g	6-8	4-6	4-4	0	4	4	2	20	5	4	0	0	23
Team						1	0	1							
Totals			31-68	11-30	14-18	18	33	51	23	87	17	16	3	4	200
FG % 1st Half: 14-38		36.8%	2nd half: 17-30		56.7%	Game: 31-68		45.6%							Deadball Rebounds
3FG % 1st Half: 5-18		27.8%	2nd half: 6-12		50.0%	Game: 11-30		36.7%							2
FT % 1st Half: 4-6		66.7%	2nd half: 10-12		83.3%	Game: 14-18		77.8%							

Miami 82 • 8-5, 0-1 ACC

#	Player	Total		3-Ptr		Rebounds			PF	TP	A TO Blk Stl				Min
		FG-FGA	FG-FGA	FT-FTA	FT-FTA	Off	Def	Tot			A	TO	Blk	Stl	
21	Sam Waardenburg	f	0-2	0-1	0-0	0	0	0	4	0	0	1	0	0	15
15	Ebuka Izundu	c	4-8	0-1	2-5	7	4	11	2	10	2	1	0	0	36
00	Chris Lykes	g	10-15	3-4	5-6	0	0	0	3	28	2	2	0	1	35
01	DJ Vasiljevic	g	1-5	1-4	3-4	0	3	3	1	6	1	0	0	1	27
03	Anthony Lawrence	g	4-7	3-4	1-4	1	5	6	1	12	3	2	1	2	28
05	Zach Johnson	g	7-17	2-5	5-10	1	4	5	1	21	4	1	0	2	32
13	Anthony Mack	g	2-7	1-6	0-0	0	2	2	2	5	0	0	0	1	27
Team						0	2	2							
Totals			28-61	10-25	16-29	9	20	29	14	82	12	7	1	7	200
FG % 1st Half: 17-34		50.0%	2nd half: 11-27		40.7%	Game: 28-61		45.9%							Deadball Rebounds
3FG % 1st Half: 5-11		45.5%	2nd half: 5-14		35.7%	Game: 10-25		40.0%							4
FT % 1st Half: 6-13		46.2%	2nd half: 10-16		62.5%	Game: 16-29		55.2%							

Officials: Brent Hampton,Doug Shows,Ted Valentine  
Technical fouls: NC State-None. Miami-None.  
Attendance: 6983

Score by periods		1st	2nd	Total			Points		In	Off	2nd	Fast	Bench
NC State		37	50	87			ST		36	10	19	13	31
Miami		45	37	82			UM		30	20	8	14	26

Last FG - ST 2nd-03:41, UM 2nd-00:03.  
Largest lead - ST by 7 1st-05:46, UM by 10 2nd-09:53.  
ST led for 16:23. UM led for 22:29. Game was tied for 01:08.  
Score tied - 3 times.  
Lead changed - 7 times.

Official Basketball Box Score -- Game Totals -- Final Statistics  
Miami vs Florida State  
01/09/19 9:00 pm at the Tucker Center - Tallahassee, Florida

Miami 62 • 8-7, 0-3 ACC

#	Player	Total		3-Ptr		Rebounds			PF	TP	A TO Blk Stl				Min
		FG-FGA	FG-FGA	FT-FTA	FT-FTA	Off	Def	Tot			A	TO	Blk	Stl	
15	Ebuka Izundu	c	6-10	0-0	1-1	5	4	9	4	13	1	1	0	0	27
00	Chris Lykes	g	5-12	1-3	6-6	0	3	3	3	17	2	2	0	1	35
03	Anthony Lawrence	g	4-9	1-3	5-6	0	4	4	3	14	2	4	0	0	32
05	Zach Johnson	g	2-11	0-3	2-4	1	5	6	3	6	0	5	0	2	34
13	Anthony Mack	g	1-6	0-3	0-0	0	2	2	0	2	4	0	0	0	26
01	DJ Vasiljevic	g	2-6	2-6	0-1	2	3	5	2	6	1	0	0	0	29
02	Willie Herenton	g	0-0	0-0	0-0	0	0	0	0	0	0	0	0	0	3
21	Sam Waardenburg	g	0-0	0-0	4-4	0	0	0	0	4	0	0	0	0	14
Team						0	2	2							
Totals			20-54	4-18	18-22	8	23	31	15	62	10	12	0	3	200
FG % 1st Half: 7-24		29.2%	2nd half: 13-30		43.3%	Game: 20-54		37.0%							Deadball Rebounds
3FG % 1st Half: 2-10		20.0%	2nd half: 2-8		25.0%	Game: 4-18		22.2%							2,4
FT % 1st Half: 13-15		86.7%	2nd half: 5-7		71.4%	Game: 18-22		81.8%							

Florida State 68 • 13-2, 1-1 ACC

#	Player	Total		3-Ptr		Rebounds			PF	TP	A TO Blk Stl				Min
		FG-FGA	FG-FGA	FT-FTA	FT-FTA	Off	Def	Tot			A	TO	Blk	Stl	
00	Cofer, Phil	f	3-8	1-4	0-0	2	4	6	1	7	2	1	0	0	29
21	Koumadje, Christ	c	0-6	0-0	1-2	3	2	5	3	1	2	0	0	0	14
03	Forrest, Trent	g	2-8	0-3	2-4	1	5	6	0	6	1	2	1	2	27
14	Mann, Terance	g	3-5	1-1	0-0	2	4	6	2	7	2	2	0	1	28
23	Walker, MJ	g	2-6	0-4	2-2	0	3	3	1	6	2	1	1	2	20
01	Gray, RaiQuan	g	3-4	0-1	0-0	1	2	3	1	6	3	1	0	1	17
05	Savoy, PJ	g	4-10	2-8	0-0	0	1	1	1	10	0	0	0	1	17
11	Nichols, David	g	5-8	1-3	2-3	0	1	1	3	13	3	1	0	0	22
13	Polite, Anthony	g	0-0	0-0	0-0	0	0	0	2	0	0	0	0	0	2
24	Vassell, Devin	g	1-2	1-2	0-0	0	0	0	1	3	0	0	0	0	7
25	Kabengele, Mfiondu	g	4-7	0-0	1-2	2	5	7	5	9	0	1	1	0	17
Team						0	0	0							
Totals			27-64	6-26	8-13	11	27	38	20	68	15	9	3	7	200
FG % 1st Half: 13-33		39.4%	2nd half: 14-31		45.2%	Game: 27-64		42.2%							Deadball Rebounds
3FG % 1st Half: 3-15		20.0%	2nd half: 3-11		27.3%	Game: 6-26		23.1%							4,1
FT % 1st Half: 4-5		80.0%	2nd half: 4-8		50.0%	Game: 8-13		61.5%							

Officials: Mike Eades, Pat Driscoll, Tim Clougherty  
Technical fouls: Miami-None. Florida State-None.  
Attendance: 10531

Score by periods		1st	2nd	Total			Points		In	Off	2nd	Fast	Bench
Miami		29	33	62			UM		28	10	7	5	10
Florida State		33	35	68			FS		36	11	10	8	41

Last FG - UM 2nd-00:56, FS 2nd-00:29.  
Largest lead - UM by 3 1st-16:49, FS by 13 2nd-07:15.  
UM led for 09:24. FS led for 27:48. Game was tied for 02:44.  
Score tied - 4 times.  
Lead changed - 6 times.

Official Basketball Box Score -- Game Totals -- Final Statistics  
Miami vs Louisville  
01/06/19 6:00 pm at Louisville, Ky. (KFC Yum! Center)

Miami 73 • 8-6 (0-2 ACC)

#	Player		Total		3-Ptr		Rebounds			PF	TP	A TO Blk Stl				Min
			FG-FGA	FG-FGA	FT-FTA	Off	Def	Tot	A			TO	Blk	Stl		
15	Ebuka Izundu	c	1-5	0-0	6-7	5	5	10	3	8	0	3	0	0	26	
00	Chris Lykes	g	6-12	2-5	4-5	1	3	4	1	18	4	2	0	0	33	
03	Anthony Lawrence	g	1-6	1-5	1-2	0	1	1	3	4	1	2	0	1	24	
05	Zach Johnson	g	7-14	1-4	4-6	0	4	4	1	19	0	3	0	3	37	
13	Anthony Mack	g	1-3	1-2	0-0	0	3	3	3	3	1	0	0	0	21	
01	DJ Vasiljevic	g	7-11	5-8	0-0	0	4	4	3	19	0	0	0	0	32	
02	Willie Herenton	g	0-0	0-0	0-0	0	0	0	0	0	0	0	0	0	2	
21	Sam Waardenburg	g	1-5	0-2	0-0	4	4	8	2	2	1	2	0	0	25	
Team						1	0	1								
Totals			24-56	10-26	15-20	11	24	35	16	73	7	13	0	4	200	
FG % 1st Half: 12-25			48.0%	2nd half: 12-31		38.7%	Game: 24-56		42.9%							Deadball Rebounds
3FG % 1st Half: 7-14			50.0%	2nd half: 3-12		25.0%	Game: 10-26		38.5%							2
FT % 1st Half: 10-12			83.3%	2nd half: 5-8		62.5%	Game: 15-20		75.0%							



Official Basketball Box Score -- Game Totals -- Final Statistics  
North Carolina vs Miami  
01/19/19 12:00 pm at Coral Gables, Fla. (Watsco Center)

North Carolina 85 - 13-4 (4-1 ACC)

#	Player	Total		3-Ptr		Rebounds			PF	TP	A TO Blk Stl				Min
		FG-FGA	FG-FGA	FT-FTA	Off Def Tot										
15	Garrison Brooks	f	2-5	0-0	0-0	2	5	7	3	4	0	2	0	0	28
32	Luke Maye	f	7-13	0-2	0-0	2	7	9	4	14	4	2	0	2	28
02	Coby White	g	6-12	1-5	2-2	0	5	5	0	15	8	3	0	3	33
13	Cameron Johnson	g	8-14	5-7	1-1	4	3	7	2	22	2	3	0	0	35
24	Kenny Williams	g	6-9	3-5	1-3	2	2	4	2	16	7	0	0	0	34
00	Seventh Woods		0-0	0-0	0-0	0	0	0	1	0	0	2	0	0	4
01	Leaky Black		0-1	0-0	0-0	0	2	2	1	0	0	1	0	0	6
03	Andrew Platek		1-1	0-0	0-0	0	0	0	0	2	0	0	0	0	3
04	Brandon Robinson		0-1	0-1	0-0	0	0	0	2	0	4	1	0	0	16
05	Nassir Little		3-4	0-0	6-8	1	1	2	4	12	1	1	1	2	13
42	Brandon Huffman		0-0	0-0	0-0	0	0	0	0	0	0	0	0	0	0+
Team						2	0	2							
Totals			33-60	9-20	10-14	13	25	38	19	85	26	15	1	7	200
FG % 1st Half: 15-30		50.0%	2nd half: 18-30		60.0%	Game: 33-60		55.0%	Deadball Rebounds 1,1						
3FG % 1st Half: 4-10		40.0%	2nd half: 5-10		50.0%	Game: 9-20		45.0%							
FT % 1st Half: 3-4		75.0%	2nd half: 7-10		70.0%	Game: 10-14		71.4%							

Miami 76 - 9-8 (1-4 ACC)

#	Player	Total		3-Ptr		Rebounds			PF	TP	A TO Blk Stl				Min
		FG-FGA	FG-FGA	FT-FTA	Off Def Tot										
15	Ebuka Izundu	c	6-10	0-0	1-1	3	5	8	3	13	1	1	1	1	32
00	Chris Lykes	g	8-16	4-8	0-0	1	2	3	2	20	6	3	0	2	36
03	Anthony Lawrence	g	5-7	3-4	5-6	0	0	0	4	18	0	1	1	1	30
05	Zach Johnson	g	5-12	0-3	7-10	0	5	5	2	17	3	3	0	2	36
13	Anthony Mack	g	0-2	0-2	0-0	0	1	1	2	0	0	1	0	0	18
01	DJ Vasiljevic		1-5	1-2	0-0	1	2	3	1	3	0	1	0	1	22
21	Sam Waardenburg		2-3	1-2	0-1	1	2	3	1	5	3	1	0	0	26
Team						0	0	0							
Totals			27-55	9-21	13-18	6	17	23	15	76	13	11	2	7	200
FG % 1st Half: 12-29		41.4%	2nd half: 15-26		57.7%	Game: 27-55		49.1%	Deadball Rebounds 1						
3FG % 1st Half: 7-14		50.0%	2nd half: 2-7		28.6%	Game: 9-21		42.9%							
FT % 1st Half: 6-9		66.7%	2nd half: 7-9		77.8%	Game: 13-18		72.2%							

Officials: Brent Hampton,Jeffrey Anderson,Bret Smith  
Technical fouls: North Carolina-None. Miami-None.  
Attendance: 7131

Score by periods	1st	2nd	Total
North Carolina	37	48	85
Miami	37	39	76

Last FG - NC 2nd-30:47, UM 2nd-00:13.  
Largest lead - NC by 12 2nd-00:28, UM by 4 1st-14:08.  
NC led for 27:46. UM led for 05:52. Game was tied for 06:22.

Score tied - 6 times.  
Lead changed - 18 times.

Official Basketball Box Score -- Game Totals -- Final Statistics  
Miami vs Syracuse  
1/24/19 8:05 p.m. at Carrier Dome, Syracuse, N.Y.

Miami 53 - (9-9) (1-5)

#	Player	Total		3-Ptr		Rebounds			PF	TP	A TO Blk Stl				Min
		FG-FGA	FG-FGA	FT-FTA	Off Def Tot										
21	Sam Waardenburg	f	0-2	0-1	0-0	1	2	3	3	0	1	5	0	0	22
15	Ebuka Izundu	c	3-7	0-0	2-2	4	6	10	2	8	2	1	0	0	37
00	Chris Lykes	g	4-15	0-8	0-0	1	2	3	1	8	2	3	1	2	32
01	DJ Vasiljevic	g	4-9	3-8	0-0	3	5	8	1	11	1	0	0	0	33
03	Anthony Lawrence		2-8	1-4	3-4	1	6	7	0	8	3	2	0	2	34
02	Willie Herenton	g	1-1	1-1	0-0	0	0	0	0	3	0	0	0	0	2
05	Zach Johnson		4-13	1-5	0-0	0	1	1	0	9	1	1	0	0	26
13	Anthony Mack		2-4	2-2	0-0	0	0	0	0	6	1	0	0	0	14
Team						5	2	7	1						
Totals			20-59	8-29	5-6	15	24	39	8	53	11	13	1	4	200
FG % 1st Half: 10-29		34.5%	2nd half: 10-30		33.3%	Game: 20-59		33.9%	Deadball Rebounds 1						
3FG % 1st Half: 5-17		29.4%	2nd half: 3-12		25.0%	Game: 8-29		27.6%							
FT % 1st Half: 4-4		100.0%	2nd half: 1-2		50.0%	Game: 5-6		83.3%							

Syracuse 73 - (14-5) (5-1)

#	Player	Total		3-Ptr		Rebounds			PF	TP	A TO Blk Stl				Min
		FG-FGA	FG-FGA	FT-FTA	Off Def Tot										
11	Oshae Brissett	f	2-8	0-2	3-3	1	2	3	1	7	2	1	1	0	26
33	Elijah Hughes	f	8-13	6-9	0-0	0	3	3	0	22	3	0	3	3	37
13	Paschal Chukwu	c	3-3	0-0	0-0	0	4	4	3	6	0	0	5	0	21
23	Frank Howard	g	3-7	3-6	0-0	1	1	2	1	9	1	1	1	1	27
25	Tyus Battle	g	3-8	1-5	3-3	1	5	6	0	10	9	0	0	0	36
05	Jalen Carey		0-1	0-0	0-0	0	0	0	0	0	0	0	1	0	3
20	Robert Braswell		0-1	0-0	0-0	0	0	0	0	0	0	0	0	0	2
21	Marek Dolezaj		2-3	1-2	0-0	1	4	5	0	5	5	2	0	0	23
34	Bourama Sidibe		1-2	0-0	0-0	0	1	1	2	2	0	2	0	3	10
35	Buddy Boenheim		4-7	3-6	1-2	0	3	3	1	12	2	0	0	0	15
Team						0	1	1							
Totals			26-53	14-30	7-8	4	24	28	8	73	22	6	11	7	200
FG % 1st Half: 11-27		40.7%	2nd half: 15-26		57.7%	Game: 26-53		49.1%	Deadball Rebounds 0						
3FG % 1st Half: 8-16		50.0%	2nd half: 6-14		42.9%	Game: 14-30		46.7%							
FT % 1st Half: 2-3		66.7%	2nd half: 5-5		100.0%	Game: 7-8		87.5%							

Officials: Roger Ayers, Tim Clougherty, Bill Covington Jr.  
Technical fouls: Miami-TEAM. Syracuse-None.  
Attendance: 21058

Score by periods	1st	2nd	Total
Miami	29	24	53
Syracuse	32	41	73

Last FG - UM 2nd-00:36, SU 2nd-03:06.  
Largest lead - UM by 6 1st-13:24, SU by 23 2nd-01:20.  
UM led for 12:43. SU led for 25:11. Game was tied for 02:06.

Points	In Paint	Off T/O	2nd Chance	Fast Break	Bench
UM	14	3	19	2	18
SU	18	9	6	12	19

Score tied - 3 times.  
Lead changed - 3 times.



# 22 DENG GAK

R-Fr • 6-10 • 211 • Forward  
 Sydney, Australia  
 Blair Academy (N.J.)

## 2018-19 HIGHLIGHTS

- Suffered season-ending left knee injury on Dec. 1 against Yale
- Played at least 11 minutes off the bench in each of his eight games this season
- Made first college start against Yale (12/1), scored five points in season-high 19 minutes
- Scored first college points in win over Stephen F. Austin (11/13)
- Recorded six rebounds and three blocks in 14 minutes of action in his Miami debut against Lehigh (11/9)

## 2018-19 GAME-BY-GAME

	GS	Min	FG	Pct	3FG	Pct	FT	Pct	O-D-T	Avg	PF	FO	A	TO	Blk	Stl	Pts	Avg
Lehigh		14	0-3	.000	0-1	.000	0-2	.000	1-5-6	6.0	3	0	1	0	3	0	0	0.0
Stephen F. Austin		17	1-6	.167	0-0	.000	0-2	.000	3-1-4	5.0	2	0	1	0	1	1	2	1.0
Bethune-Cookman		11	1-2	.500	0-0	.000	0-0	.000	2-1-3	4.3	0	0	0	1	2	0	2	1.3
vs La Salle		15	2-4	.500	0-0	.000	0-0	.000	3-4-7	5.0	3	0	1	0	0	0	4	2.0
vs Fresno State		12	1-1	1.000	0-0	.000	0-0	.000	1-0-1	4.2	1	0	1	0	0	0	2	2.0
vs Seton Hall		15	2-3	.667	0-0	.000	0-0	.000	2-1-3	4.0	3	0	0	1	1	0	4	2.3
Rutgers		14	0-3	.000	0-0	.000	1-2	.500	2-4-6	4.3	2	0	1	0	0	0	1	2.1
vs Yale	*	19	1-2	.500	0-0	.000	3-4	.750	2-1-3	4.1	1	0	0	1	2	0	5	2.5
at Penn		DNP																
Houston Baptist		DNP																
Florida Atlantic		DNP																
Campbell		DNP																
NC State		DNP																
at Louisville		DNP																
at Florida State		DNP																
Wake Forest		DNP																
North Carolina		DNP																
Syracuse		DNP																

## CAREER HIGHS

### Points

Career: 5 vs. Yale, 12/1/18

ACC: -

### Rebounds

Career: 7 vs. La Salle, 11/25/18

ACC: -

### Assists

Career: 1 5x, last vs. Rutgers, 11/28/18

ACC: -

### Steals

Career: 1 Stephen F. Austin, 11/13/18

ACC: -

### Blocked Shots

Career: 3 Lehigh, 11/9/18

ACC: -

### Field Goals

Career: 2 2x, last vs. Seton Hall, 11/25/18

ACC: -

### Field-Goal Attempts

Career: 6 Stephen F. Austin, 11/13/18

ACC: -

### Free Throws

Career: 3 vs. Yale, 12/1/18

ACC: -

### Free-Throw Attempts

Career: 4 vs. Yale, 12/1/18

ACC: -

### 3-Point Field Goals

Career: -

ACC: -

### 3-Point Field-Goal Attempts

Career: 1 Lehigh, 11/9/18

ACC: -

### Minutes


Career: 19 vs. Yale, 12/1/18

ACC: -

GAK'S CAREER STATISTICS										3-Point			Free Throws			----- Rebounds -----											Scoring	
Season	GP	GS	Min.	Avg.	FG	FGA	Pct.	FG	FGA	Pct.	FT	FTA	Pct.	Off.	Def.	Tot.	Avg.	PF	FO	Ast.	TO	Blk	Stl	Pts.	Avg.			
2018-19	8	1	117	14.6	8	24	.333	0	1	.000	4	10	.400	16	17	33	4.1	15	0	5	3	9	1	20	2.5			
TOTAL	8	1	117	14.6	8	24	.333	0	1	.000	4	10	.400	16	17	33	4.1	15	0	5	3	9	1	20	2.5			







# 20 DEWAN HERNANDEZ

Jr. • 6-11 • 235 • Forward  
Miami, Florida  
Miami Norland HS

## 2018-19 HIGHLIGHTS

- Withheld from competition to start season as the University and NCAA review his eligibility
- Named to Kareem Abdul-Jabbar Award Watch List (one of 20 candidates), presented to nation's top center
- Legally changed last name from Huell to Hernandez in October to honor his mother, Christina Hernandez

2017-18				2016-17			
Opponent	P	R	A	Opponent	P	R	A
Gard-Webb	14	8	2	WCU	13	7	1
Navy	14	10	1	at N. Florida	15	8	0
Florida A&M	10	5	0	Penn	11	5	0
vs. La Salle	16	7	0	vs Stanford	3	3	0
N. Florida	13	6	0	vs Iowa State	5	6	0
at Minnesota	23	2	0	vs Florida	10	6	1
vs. Princeton	9	1	0	Rutgers	14	7	0
Boston U.	6	6	1	vs Wofford	2	1	0
at GW	15	12	0	SC State	5	3	0
at Hawai'i	16	6	0	FAU	9	10	0
vs. NMSU	10	9	1	GW	2	1	0
vs. MTSU	21	3	0	Columbia	4	1	0
at Pitt	8	7	0	NC State	0	0	1
at Ga. Tech	13	8	1	at Syracuse	6	3	1
FSU	20	8	1	Notre Dame	2	0	0
at Clemson	10	7	2	at Pittsburgh	4	3	0
Duke	18	13	1	at Wake Forest	9	8	0
at NC State	8	2	0	at Duke	7	3	0
Louisville.	18	12	0	Boston Coll.	8	3	1
at FSU	8	6	0	North Carolina	5	1	0
Pittsburgh	11	6	1	Florida State	7	1	0
at Va. Tech	3	4	0	at NC State	3	2	0
Wake Forest	10	10	0	Virginia Tech	3	5	0
at BC	2	4	1	at Louisville	4	3	1
Virginia	0	3	0	Georgia Tech	13	2	0
Syracuse	7	10	0	Clemson	6	1	0
at ND	7	3	0	at Virginia	1	1	0
BC	16	9	2	Duke	2	1	0
at UNC	14	8	0	at Va Tech	0	1	0
Va. Tech	9	4	0	vs Florida St.	5	2	0
vs. UNC	5	7	0	vs Syracuse	DNP		
vs. Loyola	11	7	1	vs UNC	1	1	0
				vs Michigan St.	8	0	0

## SEASON/CAREER HIGHS

### Points

Season: –  
Career: 23 at Minnesota, 11/29/17  
ACC: 20 Florida State, 1/7/18

### Rebounds

Season: –  
Career: 13 Duke, 1/15/18  
ACC: 13 Duke, 1/15/18

### Assists

Season: –  
Career: 2 3x, last vs. BC, 2/24/18  
ACC: 2 2x, last vs. BC, 2/24/18

### Steals

Season: –  
Career: 2 4x, last at Florida St., 1/27/18  
ACC: 2 3x, last at Florida St., 1/27/18

### Blocked Shots

Season: –  
Career: 3 2x, last vs. Boston U., 12/5/17  
ACC: 3 Virginia Tech, 2/8/17

### Field Goals

Season: –  
Career: 10 at Minnesota, 11/29/17  
ACC: 8 2x, last vs. Duke, 1/15/18

### Field-Goal Attempts

Season: –  
Career: 16 2x, last vs. Duke, 1/15/18  
ACC: 16 Duke, 1/15/18

### Free Throws

Season: –  
Career: 7 Middle Tennessee, 12/25/17  
ACC: 5 2x, last at Georgia Tech, 1/3/18

### Free-Throw Attempts

Season: –  
Career: 8 Middle Tennessee, 12/25/17  
ACC: 7 Florida State, 1/7/18

### 3-Point Field Goals

Season: –  
Career: –  
ACC: –

### 3-Point Field-Goal Attempts

Season: –  
Career: 1 5x, last vs. Duke, 1/15/18  
ACC: 1 4x, last vs. Duke, 1/15/18

### Minutes

Season: –  
Career: 36 at Florida State, 1/27/18  
ACC: 36 at Florida State, 1/27/18

## CAREER DOUBLE-DOUBLES

15p, 12r at George Washington, 12/16/17  
14p, 10r vs. Navy, 11/12/17  
18p, 13r vs. Duke, 1/15/18  
18p, 12r vs. Louisville, 1/24/18  
10p, 10r vs. Wake Forest, 2/7/18

## HERNANDEZ'S CAREER STATISTICS

Season	GP	GS	Min.	Avg.	FG	FGA	Pct.	3-Point FG	3-Point FGA	3-Point Pct.	Free Throws FT	Free Throws FTA	Free Throws Pct.	Off.	Def.	Tot.	Avg.	PF	FO	Ast.	TO	Blk	Stl	Pts.	Avg.
2016-17	32	15	557	17.4	77	145	.531	0	2	.000	33	51	.647	45	54	99	3.1	61	0	6	30	25	13	187	5.8
2017-18	32	32	825	25.8	147	255	.576	0	3	.000	71	103	.689	65	148	213	6.7	60	0	14	44	31	16	365	11.4
2018-19	–	–	–	–	–	–	–	–	–	–	–	–	–	–	–	–	–	–	–	–	–	–	–	–	–
TOTAL	64	47	1382	21.6	224	400	.560	0	5	.000	104	154	.675	110	202	312	4.9	121	0	20	74	56	29	552	8.6





# 5 ZACH JOHNSON

R-Sr. • 6-2 • 192 • Guard

Miami, Florida

Florida Gulf Coast Univ./Norland HS

## CAREER

- Ranks 40th nationally in career scoring among active Division I players (1,584)
- Also ranks 21st nationally in career steals (174), 30th in games (121) and 51st in assists (361)
- One of 11 active players nationally with 1,500 career points and 350 career assists
- Owns 15 career 20-point games

## 2018-19 HIGHLIGHTS

- Scored 21 points in ACC opener against NC State; marks second time in his career he has scored 20-plus in back-to-back games
- Scored 22 points (5-6 3FG) against Campbell to reach 1,500 career points (12/29)
- Named to Wooden Legacy All-Tournament Team
- Averaged 18.0 ppg in three games at Wooden Legacy
- Made first Miami start at Wooden Legacy in championship game vs. Seton Hall (11/25)
- Scored season-high 24 points, including go-ahead putback dunk with 0.6 seconds remaining, in win over Fresno State (11/23)
- Played 22 minutes and scored five points in Miami debut against Lehigh (11/9)

## 2018-19 GAME-BY-GAME

	GS	Min	FG	Pct	3FG	Pct	FT	Pct	O-D-T	Avg	PF	FO	A	TO	Blk	Stl	Pts	Avg
Lehigh		22	2-6	.333	1-3	.333	0-1	.000	0-0-0	0.0	1	0	3	4	0	2	5	5.0
Stephen F. Austin		28	5-11	.455	3-5	.600	2-4	.500	1-2-3	1.5	1	0	4	3	0	0	15	10.0
Bethune-Cookman		29	3-10	.300	0-3	.000	3-6	.500	1-2-3	2.0	2	0	0	0	1	1	9	9.7
vs La Salle		27	3-8	.375	1-3	.333	5-7	.714	0-4-4	2.5	0	0	5	1	0	1	12	10.3
vs Fresno State		34	8-16	.500	1-4	.250	7-11	.636	1-1-2	2.4	3	0	3	0	0	2	24	13.0
vs Seton Hall	*	37	5-7	.714	2-3	.667	6-6	1.000	0-3-3	2.5	2	0	2	2	0	0	18	13.8
Rutgers	*	37	6-15	.400	0-4	.000	0-3	.000	2-2-4	2.7	2	0	2	2	2	3	12	13.6
vs Yale	*	35	3-9	.333	0-2	.000	5-5	1.000	0-3-3	2.8	2	0	5	1	0	1	11	13.3
at Penn		29	7-14	.500	1-5	.200	2-3	.667	0-1-1	2.6	0	0	1	1	1	0	17	13.7
Houston Baptist		27	4-8	.500	1-3	.333	0-2	.000	0-1-1	2.4	3	0	2	4	0	3	9	13.2
Florida Atlantic		23	2-6	.333	0-2	.000	2-2	1.000	0-3-3	2.5	3	0	0	1	1	2	6	12.5
Campbell		26	5-6	.833	5-6	.833	7-9	.778	0-5-5	2.7	3	0	2	3	1	2	22	13.3
NC State		32	7-17	.412	2-5	.400	5-10	.500	1-4-5	2.8	1	0	4	1	0	2	21	13.9
at Louisville	*	37	7-14	.500	1-4	.250	4-6	.667	0-4-4	2.9	1	0	0	3	0	3	19	14.3
at Florida State	*	34	2-11	.182	0-3	.000	2-4	.500	1-5-6	3.1	3	0	0	5	0	2	6	13.7
Wake Forest	*	34	2-7	.286	2-5	.400	2-2	1.000	0-5-5	3.3	1	0	3	0	1	2	8	13.4
North Carolina	*	36	5-12	.417	0-3	.000	7-10	.700	0-5-5	3.4	2	0	3	3	0	2	17	13.6
at Syracuse		26	4-13	.308	1-5	.200	0-0	.000	0-1-1	3.2	0	0	1	1	0	0	9	13.3

## JOHNSON'S CAREER STATISTICS

Season	GP	GS	Min.	Avg.	FG	FGA	Pct.	3-Point	Free Throws	Rebounds	PF	FO	Ast.	TO	Blk	Stl	Scoring
								FG	FTA								Pts.
2015-16*	35	20	941	26.9	141	298	.473	27	71	.380	78	120	.650	11	78	89	2.5
2016-17*	33	32	967	29.3	136	357	.381	54	157	.344	67	106	.632	18	75	93	2.8
2017-18*	35	35	1134	32.4	203	433	.469	69	176	.392	89	114	.781	15	100	115	3.3
2018-19	18	7	553	30.7	80	190	.421	21	68	.309	59	91	.648	7	51	58	3.2
Total	121	85	3595	29.6	560	1278	.438	171	472	.363	293	431	.680	51	304	355	2.9

\* at Florida Gulf Coast

## SEASON/CAREER HIGHS

### Points

Season: 24 vs. Fresno State, 11/23/18  
Career: 37\* vs. Lipscomb, 3/4/18  
ACC: 21 NC State, 1/3/19

### Rebounds

Season: 6 at Florida State, 1/9/19  
Career: 7\* North Florida, 1/29/18  
ACC: 6 at Florida State, 1/9/19

### Assists

Season: 5 2x, last vs. Yale, 12/1/18  
Career: 9\* at Georgia Southern, 12/4/16  
ACC: 4 NC State, 1/3/19

### Steals

Season: 3 3x, last at Louisville, 1/6/19  
Career: 4\* 8x, last vs. Lipscomb, 2/17/18  
ACC: 3 at Louisville, 1/6/19

### Field Goals Made

Season: 8 vs. Fresno State, 11/23/18  
Career: 11\* 2x, last vs. Stetson, 2/26/18  
ACC: 7 NC State, 1/3/19

### Field Goals Attempted

Season: 17 NC State, 1/3/19  
Career: 19\* 2x, last vs. Lipscomb, 3/4/18  
ACC: 17 NC State, 1/3/19

### Free Throws Made

Season: 7 3x, last vs. UNC, 1/19/19  
Career: 9\* at Lipscomb, 1/14/17  
ACC: 7 UNC, 1/19/19

### Free Throws Attempted

Season: 11 vs. Fresno State, 11/23/18  
Career: 15\* Siena, 12/9/16  
ACC: 10 2x, last vs. UNC, 1/19/19

### 3-Point Field Goals Made

Season: 5 Campbell, 12/29/18  
Career: 9\* vs. Lipscomb, 3/4/18  
ACC: 2 3x, last vs. Wake, 1/12/19

### 3-Point Field Goals Attempted

Season: 6 Campbell, 12/29/18  
Career: 13\* vs. Lipscomb, 3/4/18  
ACC: 5 2x, last vs. Wake, 1/12/19

### Minutes

Season: 37 3x, last at Louisville, 1/6/19  
Career: 42\* 2x, last at USC Upstate, 2/18/17  
ACC: 37 at Louisville, 1/6/19

\*while at Florida Gulf Coast



# 3 ANTHONY LAWRENCE II

Sr. • 6-7 • 207 • Guard  
St. Petersburg, Florida  
Lakewood Senior HS

## CAREER

- Fifth in career rebounds (491) and seventh in blocked shots (74) among active ACC players
- Needs seven steals and five games to reach Miami's career top 10 in each category

## 2018-19 HIGHLIGHTS

- Ranks 16th in ACC in minutes played (32.1/game)
- Has hit at least one 3-pointer in 12 straight games (fourth longest active streak in the ACC)
- Scored 18 points against North Carolina (1/19)
- Approached a triple-double with 17 points, eight rebounds and career-high eight assists against FAU (12/22)
- Averaged 10.0 ppg in three games at Wooden Legacy
- Scored 17 points in Wooden Legacy championship game against Seton Hall (11/25)
- Recorded third career double (19 pts, 12 rebs) in season opener against Lehigh (11/9)

2017-18				2016-17				2015-16			
Opponent	P	R	A	Opponent	P	R	A	Opponent	P	R	A
Gard-Webb	3	7	1	WCU	14	5	1	UTRGV	1	2	0
Navy	10	7	2	at N. Florida	4	4	0	Louisiana	12	6	4
Florida A&M	11	4	1	Penn	0	3	2	vs. Miss. St.	10	4	2
vs. La Salle	7	10	5	vs Stanford	18	3	1	vs. Utah	0	0	2
N. Florida	14	4	3	vs Iowa State	6	2	0	vs. Butler	7	1	1
at Minnesota	8	7	4	vs Florida	2	3	2	Northeastern	0	1	0
vs. Princeton	5	10	3	Rutgers	8	4	0	at Nebraska	13	7	0
Boston U.	5	2	6	vs Wofford	3	5	1	Charlotte	9	1	1
at GW	5	9	3	SC State	5	7	1	Charleston	11	2	1
at Hawai'i	11	4	0	FAU	13	6	0	at La Salle	2	2	3
vs. NMSU	4	4	1	GW	2	2	2	Princeton	0	1	0
vs. MTSU	9	5	2	Columbia	10	5	1	Syracuse	1	2	0
at Pitt	12	6	2	NC State	6	5	1	Florida State	0	0	0
at Ga. Tech	9	12	1	at Syracuse	0	0	1	at Virginia	0	1	0
FSU	1	12	0	Notre Dame	6	9	1	at Clemson	3	1	0
at Clemson	16	4	0	at Pittsburgh	9	5	2	at BC	0	0	1
Duke	13	7	1	at Wake	16	0	2	Wake Forest	0	0	0
at NC State	15	3	4	at Duke	0	0	0	at NC State	0	0	0
Louisville	2	6	1	Boston Coll.	7	6	1	Notre Dame	18	2	0
at FSU	19	5	1	North Carolina	3	4	4	at Ga Tech	5	3	3
Pittsburgh	10	10	3	Florida State	2	2	1	Pittsburgh	2	1	0
at Va. Tech	25	13	2	at NC State	19	4	2	at Florida St	3	1	1
Wake Forest	4	4	2	Virginia Tech	12	4	3	Virginia Tech	5	2	0
at BC	6	9	4	at Louisville	7	3	3	at UNC	11	4	2
Virginia	2	7	2	Georgia Tech	4	4	2	Virginia	1	3	2
Syracuse	4	4	5	Clemson	10	4	5	Louisville	3	2	1
at ND	7	6	6	at Virginia	4	6	5	at Notre Dame	0	1	2
BC	13	9	0	Duke	2	3	2	at Va Tech	2	4	0
at UNC	6	3	2	at Va Tech	18	5	1	vs. Va Tech	4	2	1
Va. Tech	8	6	3	vs Florida St	2	1	1	vs. Virginia	5	4	0
vs. UNC	12	6	1	vs Syracuse	3	2	4	vs. Buffalo	0	0	0
vs. Loyola	4	3	1	vs UNC	6	3	1	vs. Wichita St	0	2	0
				vs Mich. State	3	3	0	vs. Villanova	8	1	0

## SEASON/CAREER HIGHS

### Points

Season: 19 Lehigh, 11/9/18  
Career: 25 at Virginia Tech, 2/3/18  
ACC: 25 at Virginia Tech, 2/3/18

### Rebounds

Season: 12 Lehigh, 11/9/18  
Career: 13 at Virginia Tech, 2/3/18  
ACC: 13 at Virginia Tech, 2/3/18

### Assists

Season: 8 Florida Atlantic, 12/22/18  
Career: 8 Florida Atlantic, 12/22/18  
ACC: 6 at Notre Dame, 2/19/18

### Steals

Season: 3 2x, last vs. HBU, 12/19/18  
Career: 5 Duke, 1/15/18  
ACC: 5 Duke, 1/15/18

### Blocked Shots

Season: 3 Lehigh, 11/9/18  
Career: 3 6x, last vs. Lehigh, 11/9/18  
ACC: 3 2x, last at Virginia Tech, 2/3/18

### Field Goals

Season: 8 2x, last vs. Seton Hall, 11/25/18  
Career: 9 at Virginia Tech, 2/3/18  
ACC: 9 at Virginia Tech, 2/3/18

### Field-Goal Attempts

Season: 16 vs. Seton Hall, 11/25/18  
Career: 16 vs. Seton Hall, 11/25/18  
ACC: 13 Boston College, 2/24/18

### Free Throws

Season: 5 3x, last vs. UNC, 1/19/19  
Career: 6 North Florida, 11/25/17  
ACC: 5 2x, last vs. UNC, 1/19/19

### Free-Throw Attempts

Season: 6 3x, last vs. UNC, 1/19/19  
Career: 7 North Florida, 11/25/17  
ACC: 6 2x, last vs. UNC, 1/19/19

### 3-Point Field Goals

Season: 4 3x, last vs. HBU, 12/19/18  
Career: 4 6x, last vs. HBU, 12/19/18  
ACC: 4 3x, last at Florida State, 1/27/18

### 3-Point Field-Goal Attempts

Season: 8 3x, last vs. FAU, 12/22/18  
Career: 9 5x, at Virginia Tech, 2/27/17  
ACC: 9 4x, at Virginia Tech, 2/27/17

### Minutes

Season: 38 Rutgers, 11/28/18  
Career: 40 at Virginia, 2/20/17  
ACC: 40 at Virginia, 2/20/17

## CAREER DOUBLE-DOUBLES

10p, 10r vs. Pitt, 1/31/18  
25p, 13r at Virginia Tech, 2/3/18  
19p, 12r vs. Lehigh, 11/9/18

## 2018-19 GAME-BY-GAME

	GS	Min	FG	Pct	3FG	Pct	FT	Pct	O-D-T	Avg	PF	FO	A	TO	Blk	Stl	Pts	Avg
Lehigh	*	35	5-9	.556	4-7	.571	5-6	.833	1-11-12	12.0	2	0	2	0	3	3	19	19.0
Stephen F. Austin	*	31	8-12	.667	2-4	.500	0-0	.000	0-3-3	7.5	0	0	3	1	1	2	18	18.5
Bethune-Cookman	*	37	4-11	.364	1-5	.200	4-4	1.000	2-7-9	8.0	1	0	2	4	0	1	13	16.7
vs La Salle	*	32	3-8	.375	0-4	.000	0-0	.000	0-5-5	7.3	2	0	3	4	2	2	6	14.0
vs Fresno State	*	31	2-5	.400	0-1	.000	3-3	1.000	1-4-5	6.8	3	0	3	5	0	1	7	12.6
vs Seton Hall	*	32	8-16	.500	0-5	.000	1-2	.500	0-2-2	6.0	4	0	1	4	1	1	17	13.3
Rutgers	*	36	6-13	.462	4-8	.500	0-0	.000	1-7-8	6.3	1	0	4	0	2	1	16	13.7
vs Yale	*	37	4-13	.308	1-8	.125	0-0	.000	1-7-8	6.5	3	0	3	2	0	2	9	13.1
at Penn	*	34	3-6	.500	1-2	.500	2-4	.500	0-3-3	6.1	2	0	2	1	1	0	9	12.7
Houston Baptist	*	33	6-12	.500	4-7	.571	1-2	.500	1-4-5	6.0	1	0	2	3	2	3	17	13.1
Florida Atlantic	*	33	6-12	.500	3-8	.375	2-2	1.000	2-6-8	6.2	2	0	8	3	0	1	17	13.5
Campbell	*	34	5-11	.455	1-4	.250	0-0	.000	0-8-8	6.3	2	0	3	3	1	2	11	13.3
NC State	*	28	4-7	.571	3-4	.750	1-4	.250	1-5-6	6.3	1	0	3	2	1	2	12	13.2
at Louisville	*	24	1-6	.167	1-5	.200	1-2	.500	0-1-1	5.9	3	0	1	2	0	1	4	12.5
at Florida State	*	32	4-9	.444	1-3	.333	5-6	.833	0-4-4	5.8	3	0	2	4	0	0	14	12.6
Wake Forest	*	24	1-3	.333	1-2	.500	0-1	.000	0-2-2	5.6	4	0	2	6	2	1	3	12.0
North Carolina	*	30	5-7	.714	3-4	.750	5-6	.833	0-0-0	5.2	4	0	0	1	1	1	18	12.4
at Syracuse	*	34	2-8	.250	1-4	.250	3-4	.750	1-6-7	5.3	0	0	3	2	0	2	8	12.1

## LAWRENCE'S CAREER STATISTICS

Season	GP	GS	Min.	Avg.	FG	FGA	Pct.	FG	FGA	Pct.	FT	FTA	Pct.	Off.	Def.	Tot.	Avg.	PF	FO	Ast.	TO	Blk	Stl	Pts.	Avg.
2015-16	33	0	397	12.0	47	92	.511	18	42	.429	24	40	.600	29	34	63	1.9	39	0	27	13	11	17	136	4.1
2016-17	33	18	857	26.0	72	173	.416	35	99	.354	45	62	.726	27	97	124	3.8	78	1	57	47	15	42	224	6.8
2017-18	32	31	975	30.5	100	214	.467	38	88	.432	43	63	.683	45	163	208	6.5	81	2	74	53	31	46	281	8.8
2018-19	18	18	577	32.1	77	168	.458	31	85	.365	33	46	.717	11	85	96	5.3	38	0	47	47	17	26	218	12.1
TOTAL	116	67	2806	24.2	296	647	.457	122	314	.389	145	211	.687	112	379	491	4.2	236	3	205	160	74	131	859	7.4





# CHRIS LYKES

So. • 5-7 • 157 • Guard  
Mitchellville, Maryland  
Gonzaga College HS

## 2018-19 HIGHLIGHTS

- Owns seven games of 20 or more points this season (seventh most in ACC)
- Scored 16 or more points in 13 of 18 games this season
- Has upped his scoring average by 7.9 ppg this season (9.6 to 17.5), which ranks third among ACC players
- Has played at least 30 minutes in 15 of 18 games (ranks eighth in ACC in minutes at 33.4/game)
- Has hit 20 straight free throws, dating to FSU game; leads all ACC players in free-throw shooting in conference games (93.5%, 29-for-31)
- Scored 25 points against Wake Forest, including 14-of-14 from free-throw line which is second best FT performance in program history (Jack McClinton, 16-16 vs. NC State, March 7, 2009)
- Scored career-high 28 points on 10-of-15 shooting in ACC opener against NC State (1/3)
- Averaged 17.7 ppg in three games at Wooden Legacy
- Scored 20 or more points in each of the first three games this season, becoming first UM player since Joe Wylie in 1989 to do so to begin a season
- First UM player to record three straight 20-point efforts since Shane Larkin put up 20 or more points in consecutive games in 2013
- Scored 22 points and also played career-best 39 minutes in season opener against Lehigh (11/9)

## 2017-18

Opponent	P	R	A
Gard-Webb	3	1	1
Navy	8	1	2
Florida A&M	13	1	4
vs. La Salle	0	1	0
N. Florida	10	0	4
at Minnesota	10	1	0
vs. Princeton	5	1	2
Boston U.	8	0	0
at GW	3	0	1
at Hawai'i	7	5	0
vs. NMSU	1	1	0
vs. MTSU	8	0	2
at Pitt	10	1	0
at Ga. Tech	8	0	5
FSU	18	1	2
at Clemson	13	1	1
Duke	13	1	2
at NC State	6	2	5
Louisville.	9	0	4
at FSU	0	0	5
Pittsburgh	13	3	5
at Va. Tech	6	2	0
Wake Forest	13	2	5
at BC	16	3	2
Virginia	19	1	1
Syracuse	14	0	4
at ND	9	1	1
BC	15	0	3
at UNC	18	1	4
Va. Tech	15	1	7
vs. UNC	6	1	1
vs. Loyola	10	6	2

## SEASON/CAREER HIGHS

### Points

Season: 28 NC State, 1/3/19  
Career: 28 NC State, 1/3/19  
ACC: 28 NC State, 1/3/19

### Rebounds

Season: 5 3x, last vs. HBU, 12/19/18  
Career: 6 vs. Loyola Chicago, 3/15/18  
ACC: 4 at Louisville, 1/6/19

### Assists

Season: 7 Florida Atlantic, 12/22/18  
Career: 7 2x, last vs. FAU, 12/22/18  
ACC: 7 Virginia Tech, 3/3/18

### Steals

Season: 3 3x, last vs. FAU, 12/22/18  
Career: 3 4x, last vs. FAU, 12/22/18  
ACC: 2 3x, last at Syracuse, 1/24/19

### Blocked Shots

Season: 1 at Syracuse, 1/24/19  
Career: 1 2x, last at Syracuse, 1/24/19  
ACC: 1 2x, last at Syracuse, 1/24/19

### Field Goals

Season: 10 NC State, 1/3/19  
Career: 10 NC State, 1/3/19  
ACC: 10 NC State, 1/3/19

### Field-Goal Attempts

Season: 17 Lehigh, 11/9/18  
Career: 17 Lehigh, 11/9/18  
ACC: 16 2x, last vs. UNC, 1/19/19

### Free Throws

Season: 14 Wake Forest, 1/12/19  
Career: 14 Wake Forest, 1/12/19  
ACC: 14 Wake Forest, 1/12/19

### Free-Throw Attempts

Season: 14 Wake Forest, 1/12/19  
Career: 14 Wake Forest, 1/12/19  
ACC: 14 Wake Forest, 1/12/19

### 3-Point Field Goals

Season: 4 3x, last vs. UNC, 1/19/19  
Career: 4 4x, last vs. UNC, 1/19/19  
ACC: 4 2x, last vs. UNC, 1/19/19

### 3-Point Field-Goal Attempts

Season: 8 5x, last at Syracuse, 1/24/19  
Career: 10 Syracuse, 2/17/18  
ACC: 10 Syracuse, 2/17/18

### Minutes


Season: 39 Lehigh, 11/9/18  
Career: 39 Lehigh, 11/9/18  
ACC: 36 North Carolina, 1/19/19

## 2018-19 GAME-BY-GAME

	GS	Min	FG	Pct	3FG	Pct	FT	Pct	O-D-T	Avg	PF	FO	A	TO	Blk	Stl	Pts	Avg
Lehigh	*	39	5-17	.294	4-8	.500	8-11	.727	1-4-5	5.0	3	0	4	2	0	2	22	22.0
Stephen F. Austin	*	28	7-12	.583	2-5	.400	4-5	.800	0-2-2	3.5	1	0	6	1	0	3	20	21.0
Bethune-Cookman	*	36	7-16	.438	3-8	.375	4-5	.800	0-2-2	3.0	3	0	6	2	0	2	21	21.0
vs La Salle	*	29	5-7	.714	1-1	1.000	7-8	.875	0-1-1	2.5	2	0	0	3	0	2	18	20.3
vs Fresno State	*	35	6-16	.375	2-8	.250	3-4	.750	0-5-5	3.0	3	0	2	4	0	3	17	19.6
vs Seton Hall	*	37	7-13	.538	2-5	.400	2-2	1.000	0-4-4	3.2	4	0	2	5	0	2	18	19.3
Rutgers	*	32	3-11	.273	2-6	.333	0-0	.000	0-2-2	3.0	2	0	4	5	0	1	8	17.7
vs Yale	*	34	5-13	.385	1-5	.200	1-2	.500	0-0-0	2.6	3	0	3	5	0	1	12	17.0
at Penn	*	31	5-15	.333	0-4	.000	6-8	.750	0-4-4	2.8	4	0	5	4	0	0	16	16.9
Houston Baptist	*	31	5-9	.556	1-2	.500	3-5	.600	1-4-5	3.0	1	0	4	4	0	0	14	16.6
Florida Atlantic	*	29	5-12	.417	0-4	.000	2-2	1.000	0-1-1	2.8	4	0	7	2	0	3	12	16.2
Campbell	*	35	7-12	.583	4-8	.500	3-8	.375	0-2-2	2.8	2	0	2	6	0	2	21	16.6
NC State	*	35	10-15	.667	3-4	.750	5-6	.833	0-0-0	2.5	3	0	2	2	0	1	28	17.5
at Louisville	*	33	6-12	.500	2-5	.400	4-5	.800	1-3-4	2.6	1	0	4	2	0	0	18	17.5
at Florida State	*	35	5-12	.417	1-3	.333	6-6	1.000	0-3-3	2.7	3	0	2	2	0	1	17	17.5
Wake Forest	*	35	5-11	.455	1-4	.250	14-14	1.000	0-2-2	2.6	1	0	4	2	0	0	25	17.9
North Carolina	*	36	8-16	.500	4-8	.500	0-0	.000	1-2-3	2.6	2	0	6	3	0	2	20	18.1
at Syracuse	*	32	4-15	.267	0-8	.000	0-0	.000	1-2-3	2.7	1	0	2	3	1	2	8	17.5

## LYKES' CAREER STATISTICS

Season	GP	GS	Min.	Avg.	FG	FGA	Pct.	3-Point FG	3-Point FGA	Pct.	Free Throws FT	Free Throws FTA	Pct.	Off.	Def.	Tot.	Avg.	PF	FO	Ast.	TO	Blk	Stl	Pts.	Avg.
2017-18	32	10	690	21.6	100	249	.402	48	139	.345	59	82	.720	3	36	39	1.2	70	0	75	58	1	25	307	9.6
2018-19	18	18	602	33.4	105	234	.449	33	96	.344	72	91	.791	5	43	48	2.7	43	0	65	57	1	27	315	17.5
TOTAL	50	28	1292	25.8	205	483	.424	81	235	.345	131	173	.757	8	79	87	1.7	113	0	140	115	2	52	622	12.4



# 13 ANTHONY MACK

R-Fr. • 6-6 • 214 • Guard

Las Vegas, Nevada

Univ. of Wyoming/Blair Academy (N.J.)

## 2018-19 HIGHLIGHTS

- Scored season-high nine points in 27 minutes against Wake Forest (1/12)
- Made first college start at Louisville (1/6)
- Played 27 minutes off bench in ACC opener against NC State (1/3)
- Scored six points against HBU (12/19) and eight against FAU (12/22)
- Played eight minutes in his Miami debut in season opener vs. Lehigh (11/9)
- Joined team this summer after transferring from Wyoming
- Granted waiver from NCAA to gain immediate eligibility following transfer

## CAREER HIGHS

### Points

Career: 9 Wake Forest, 1/12/19  
ACC: 9 Wake Forest, 1/12/19

### Rebounds

Career: 4 Houston Baptist, 12/19/18  
ACC: 3 2x, last vs. Wake Forest, 1/12/19

### Assists

Career: 4 at Florida State, 1/9/19  
ACC: 4 at Florida State, 1/9/19

### Steals

Career: 1 4x, last vs. Wake Forest, 1/12/19  
ACC: 1 2x, last vs. Wake Forest, 1/12/19

### Blocked Shots

Career: 1 Wake Forest, 1/12/19  
ACC: 1 Wake Forest, 1/12/19

### Field Goals

Career: 3 2x, last vs. Wake Forest, 1/12/19  
ACC: 3 Wake Forest, 1/12/19

### Field-Goal Attempts

Career: 7 2x, last vs. Wake Forest, 1/12/19  
ACC: 7 2x, last vs. Wake Forest, 1/12/19

### Free Throws

Career: 1 Wake Forest, 1/12/19  
ACC: 1 Wake Forest, 1/12/19

### Free-Throw Attempts

Career: 2 Wake Forest, 1/12/19  
ACC: 2 Wake Forest, 1/12/19

### 3-Point Field Goals

Career: 2 4x, last at Syracuse, 1/24/19  
ACC: 2 2x, last at Syracuse, 1/24/19

### 3-Point Field-Goal Attempts

Career: 6 NC State, 1/3/19  
ACC: 6 NC State, 1/3/19

### Minutes


Career: 27 2x, last vs. Wake Forest, 1/12/19  
ACC: 27 2x, last vs. Wake Forest, 1/12/19

## 2018-19 GAME-BY-GAME

	GS	Min	FG	Pct	3FG	Pct	FT	Pct	O-D-T	Avg	PF	FO	A	TO	Blk	Stl	Pts	Avg
Lehigh		8	0-4	.000	0-4	.000	0-0	.000	0-0-0	0.0	1	0	0	0	0	0	0	0.0
SFA		DNP																
Bethune-Cookman		DNP																
vs La Salle		15	2-4	.500	1-2	.500	0-0	.000	0-0-0	0.0	3	0	0	2	0	1	5	2.5
vs Fresno State		5	0-1	.000	0-0	.000	0-0	.000	0-0-0	0.0	1	0	1	0	0	0	0	1.7
vs Seton Hall		DNP																
Rutgers		DNP (illness)																
vs Yale		12	0-3	.000	0-1	.000	0-0	.000	0-2-2	0.5	1	0	0	1	0	0	0	1.3
at Penn		9	0-1	.000	0-1	.000	0-0	.000	0-1-1	0.6	0	0	0	0	0	0	0	1.0
Houston Baptist		17	2-5	.400	2-5	.400	0-0	.000	2-2-4	1.2	2	0	2	1	0	0	6	1.8
Florida Atlantic		21	3-4	.750	2-3	.667	0-0	.000	0-0-0	1.0	2	0	2	0	0	1	8	2.7
Campbell		14	1-2	.500	1-2	.500	0-0	.000	0-0-0	0.9	0	0	1	0	0	0	3	2.8
NC State		27	2-7	.286	1-6	.167	0-0	.000	0-2-2	1.0	2	0	0	0	0	1	5	3.0
at Louisville	*	21	1-3	.333	1-2	.500	0-0	.000	0-3-3	1.2	3	0	1	0	0	0	3	3.0
at Florida State	*	26	1-6	.167	0-3	.000	0-0	.000	0-2-2	1.3	0	0	4	0	0	0	2	2.9
Wake Forest	*	27	3-7	.429	2-5	.400	1-2	.500	0-3-3	1.4	1	0	1	3	1	1	9	3.4
North Carolina	*	18	0-2	.000	0-2	.000	0-0	.000	0-1-1	1.4	2	0	0	1	0	0	0	3.2
at Syracuse		14	2-4	.500	2-2	1.000	0-0	.000	0-0-0	1.3	0	0	1	0	0	0	6	3.4

## MACK'S CAREER STATISTICS

MAJOR CAREER STATISTICS										SEASON										Scoring					
Season	GP	GS	Min.	Avg.	FG	FGA	Pct.	3-Point	FGA	Pct.	Free Throws	FTA	Pct.	Off.	Def.	Tot.	Avg.	PF	FO	Ast.	TO	Blk	Stl	Pts.	Avg.
2018-19	14	4	234	16.7	17	53	.321	12	38	.316	1	2	.500	2	16	18	1.3	18	0	13	8	1	4	47	3.4



# 1 DEJAN (DJ) VASILJEVIC

Jr. • 6-3 • 184 • Guard  
Melbourne, Australia  
Australian Institute of Sport

## CAREER

- With 169 career 3-pointers, he needs to hit one 3-pointer to reach Miami's top 10 in career 3-point field goals made
- Currently tied for fourth-best career 3-point percentage (.397) in program history with Trevor Burton (1989-93)

## 2018-19 HIGHLIGHTS

- Second in ACC in 3-pointers (51) and 3-pointers per game (2.83) and sixth in 3-point percentage (.436)
- 21st in ACC in minutes per game this season (31.0)
- Has hit at least one 3-pointer in 31 consecutive games (longest active streak in ACC, fourth longest in program history and tied for 24th longest in ACC history); last time he did not hit a 3-pointer was Jan. 24, 2018 vs. Louisville
- Hit three or more 3-pointers in 11 of 18 games this season
- Hit season-high five 3-pointers and scored 19 points at Louisville (1/6)
- Averaged 11.7 ppg and 5.7 rpg in three games at Wooden Legacy
- Hit four 3-pointers and scored 16 points in season opener against Lehigh (11/9)

2017-18					2016-17				
Opponent	P	R	A		Opponent	P	R	A	
Gard-Webb	7	2	0		WCU	11	2	2	
Navy	16	3	0		at North Florida	13	1	0	
Florida A&M	15	4	2		Penn	11	0	1	
vs. La Salle	8	1	0		vs Stanford	3	1	1	
N. Florida	2	2	0		vs Iowa State	5	0	0	
at Minnesota	11	2	0		vs Florida	0	0	0	
vs. Princeton	20	3	1		Rutgers	3	1	1	
Boston U.	15	5	0		vs Wofford	6	2	0	
at GW	10	1	0		SC State	17	2	2	
at Hawai'i	6	3	0		FAU	2	2	0	
vs. NMSU	15	5	1		GW	6	3	0	
vs. MTSU	13	5	1		Columbia	3	1	1	
at Pitt	3	2	0		NC State	3	2	0	
at Ga. Tech	3	1	0		at Syracuse	18	0	0	
FSU	8	3	4		Notre Dame	3	0	1	
at Clemson	0	0	0		at Pittsburgh	6	2	1	
Duke	0	2	0		at Wake Forest	3	0	0	
at NC State	6	4	0		at Duke	0	1	0	
Louisville.	0	0	0		Boston College	3	1	0	
at FSU	20	2	0		North Carolina	3	1	0	
Pittsburgh	8	3	0		Florida State	3	1	0	
at Va. Tech	14	1	0		at NC State	0	1	0	
Wake Forest	9	5	1		Virginia Tech	5	1	0	
at BC	17	6	0		at Louisville	3	0	0	
Virginia	5	0	0		Georgia Tech	13	2	1	
Syracuse	6	3	1		Clemson	5	3	1	
at ND	3	0	0		at Virginia	10	4	0	
BC	8	2	1		Duke	0	2	0	
at UNC	10	3	0		at Virginia Tech	9	1	0	
Va. Tech	16	1	1		vs Florida State	9	3	0	
vs. UNC	6	1	0		vs Syracuse	13	1	1	
vs. Loyola	9	5	1		vs North Carolina	6	1	1	
					vs Michigan St.	2	2	1	

## 2018-19 GAME-BY-GAME

	GS	Min	FG	Pct	3FG	Pct	FT	Pct	O-D-T	Avg	PF	FO	A	TO	Blk	Stl	Pts	Avg
Lehigh	*	26	5-10	.500	4-7	.571	2-2	1.000	0-3-3	3.0	3	0	2	2	0	0	16	16.0
Stephen F. Austin	*	30	4-9	.444	4-7	.571	5-5	1.000	1-3-4	3.5	3	0	0	1	0	0	17	16.5
Bethune-Cookman	*	32	5-12	.417	4-9	.444	6-6	1.000	2-3-5	4.0	1	0	2	2	0	3	20	17.7
vs La Salle	*	28	5-8	.625	3-5	.600	2-2	1.000	0-7-7	4.8	0	0	3	2	0	0	15	17.0
vs Fresno State	*	38	4-10	.400	4-7	.571	0-0	.000	1-4-5	4.8	2	0	1	2	0	0	12	16.0
vs Seton Hall	*	34	3-8	.375	2-5	.400	0-0	.000	0-5-5	4.8	0	0	5	0	0	0	8	14.7
Rutgers	*	38	1-8	.125	1-6	.167	0-0	.000	2-1-3	4.6	3	0	0	2	0	0	3	13.0
vs Yale		28	5-12	.417	4-10	.400	3-3	1.000	1-5-6	4.8	3	0	1	1	0	1	17	13.5
at Penn	*	34	4-7	.571	2-5	.400	0-0	.000	2-1-3	4.6	3	0	0	0	0	0	10	13.1
Houston Baptist	*	34	4-12	.333	3-10	.300	2-2	1.000	1-4-5	4.6	2	0	4	0	0	0	13	13.1
Florida Atlantic	*	33	3-7	.429	3-7	.429	0-0	.000	0-5-5	4.6	0	0	3	1	0	1	9	12.7
Campbell	*	34	3-5	.600	1-3	.333	3-4	.750	1-3-4	4.6	1	0	2	3	0	0	10	12.5
NC State	*	27	1-5	.200	1-4	.250	3-4	.750	0-3-3	4.5	1	0	1	0	0	1	6	12.0
at Louisville		32	7-11	.636	5-8	.625	0-0	.000	0-4-4	4.4	3	0	0	0	0	0	19	12.5
at Florida State		29	2-6	.333	2-6	.333	0-1	.000	2-3-5	4.5	2	0	1	0	0	0	6	12.1
Wake Forest		26	5-9	.556	4-8	.500	0-0	.000	0-4-4	4.4	1	0	0	0	0	0	14	12.2
North Carolina		22	1-5	.200	1-2	.500	0-0	.000	1-2-3	4.4	1	0	0	1	0	1	3	11.6
at Syracuse	*	33	4-9	.444	3-8	.375	0-0	.000	3-5-8	4.6	1	0	1	0	0	0	11	11.6

## SEASON/CAREER HIGHS

### Points

Season: 20 Bethune-Cookman, 11/17/18  
Career: 20 3x, last vs. Bethune, 11/17/18  
ACC: 20 at Florida State, 1/27/18

### Rebounds

Season: 8 at Syracuse, 1/24/19  
Career: 8 at Syracuse, 1/24/19  
ACC: 8 at Syracuse, 1/24/19

### Assists

Season: 5 vs. Seton Hall, 11/25/18  
Career: 5 vs. Seton Hall, 11/25/18  
ACC: 4 Florida State, 1/7/18

### Steals

Season: 3 Bethune-Cookman, 11/17/18  
Career: 3 Bethune-Cookman, 11/17/18  
ACC: 2 2x, last vs. Florida State, 1/7/18

### Blocked Shots

Season: —  
Career: 1 3x, last vs. Boston U., 12/5/17  
ACC: —

### Field Goals

Season: 7 at Louisville, 1/6/19  
Career: 7 3x, last at Louisville, 1/6/19  
ACC: 7 2x, last at Louisville, 1/6/19

### Field-Goal Attempts

Season: 12 3x, last vs. HBU, 12/19/18  
Career: 13 vs. South Carolina State, 12/6/16  
ACC: 12 2x, last at BC, 2/10/18

### Free Throws

Season: 6 Bethune-Cookman, 11/17/18  
Career: 6 Bethune-Cookman, 11/17/18  
ACC: 3 NC State, 1/3/19

### Free-Throw Attempts

Season: 6 Bethune-Cookman, 11/17/18  
Career: 6 Bethune-Cookman, 11/17/18  
ACC: 4 NC State, 1/3/19

### 3-Point Field Goals

Season: 5 at Louisville, 1/6/19  
Career: 6 2x, last at Florida St., 1/27/18  
ACC: 6 2x, last at Florida St., 1/27/18

### 3-Point Field-Goal Attempts


Season: 10 2x, last vs. HBU, 12/19/18  
Career: 12 at Syracuse, 1/4/17  
ACC: 12 at Syracuse, 1/4/17

### Minutes

Season: 38 2x, last vs. Rutgers, 11/28/18  
Career: 38 2x, last vs. Rutgers, 11/28/18  
ACC: 35 2x, last at BC, 2/10/18

## VASILJEVIC'S CAREER STATISTICS

Season	GP	GS	Min.	Avg.	FG	FGA	Pct.	3-Point FG	3-Point FGA	3-Point Pct.	Free Throws FT	Free Throws FTA	Free Throws Pct.	[----- Rebounds -----]				Scoring			
														Off.	Def.	Tot.	Avg.	PF	FO	Ast.	TO
2016-17	33	0	577	17.5	65	182	.357	51	146	.349	16	20	.800	5	39	44	1.3	31	0	15	13
2017-18	32	20	731	22.8	104	231	.450	67	163	.411	14	16	.875	15	65	80	2.5	49	0	14	16
2018-19	18	13	558	31.0	66	153	.431	51	117	.436	26	29	.897	17	65	82	4.6	30	0	26	17
TOTAL	83	33	1866	22.5	235	566	.415	169	426	.397	56	65	.862	37	169	206	2.5	110	0	55	46



# 21 SAM WAARDENBURG

R-So. • 6-10 • 216 • Forward  
Henderson, New Zealand  
Rangitoto College

## 2018-19 HIGHLIGHTS

- Grabbed career-high nine rebounds and added six points and three assists in 26 minutes against Wake Forest (1/12)
- Recorded eight rebounds at Louisville (1/6)
- Scored career-high 14 points in 37 minutes at Penn (12/4)
- Averaged 7.0 ppg and 4.3 rpg in three games at Wooden Legacy
- Made first career start and scored 11 points with career-high five rebounds in career-high 28 minutes in season opener against Lehigh (11/9)

## 2017-18

Opponent	P	R	A
Gard-Webb	DNP		
Navy	DNP		
Florida A&M	DNP		
vs. La Salle	7	2	0
N. Florida	9	6	1
at Minnesota	0	1	0
vs. Princeton	0	4	0
Boston U.	0	2	0
at GW	DNP		
at Hawai'i	DNP		
vs. NMSU	0	0	0
vs. MTSU	DNP		
at Pitt	DNP		
at Ga. Tech	DNP		
FSU	DNP		
at Clemson	DNP		
Duke	DNP		
at NC State	0	0	0
Louisville.	0	7	1
at FSU	5	1	0
Pittsburgh	4	4	1
at Va. Tech	3	5	0
Wake Forest	12	3	1
at BC	6	0	0
Virginia	6	0	0
Syracuse	2	4	0
at ND	6	2	0
BC	4	6	1
at UNC	3	2	4
Va. Tech	0	5	1
vs. UNC	2	3	3
Loyola	0	2	4

## 2018-19 GAME-BY-GAME

	GS	Min	FG	Pct	3FG	Pct	FT	Pct	O-D-T	Avg	PF	FO	A	TO	Blk	Stl	Pts	Avg
Lehigh	*	28	3-7	.429	1-2	.500	4-4	1.000	3-2-5	5.0	1	0	2	1	0	1	11	11.0
Stephen F. Austin	*	33	1-6	.167	0-2	.000	0-1	.000	0-4-4	4.5	3	0	5	2	0	1	2	6.5
Bethune-Cookman	*	27	4-6	.667	0-1	.000	0-1	.000	1-3-4	4.3	3	0	1	0	0	0	8	7.0
vs La Salle	*	28	4-10	.400	1-3	.333	1-2	.500	1-3-4	4.3	0	0	2	2	1	0	10	7.8
vs Fresno State	*	24	1-5	.200	0-2	.000	4-5	.800	1-3-4	4.2	2	0	0	0	0	1	6	7.4
vs Seton Hall		24	2-4	.500	0-1	.000	1-2	.500	0-5-5	4.3	1	0	0	2	0	1	5	7.0
Rutgers		17	1-7	.143	0-3	.000	0-0	.000	1-2-3	4.1	0	0	0	2	0	0	2	6.3
vs Yale		6	0-0	.000	0-0	.000	0-0	.000	0-0-0	3.6	1	0	0	0	0	0	0	5.5
at Penn	*	37	5-7	.714	2-3	.667	2-3	.667	2-1-3	3.6	2	0	0	1	0	0	14	6.4
Houston Baptist	*	24	2-3	.667	0-1	.000	2-2	1.000	1-2-3	3.5	4	0	1	1	1	1	6	6.4
Florida Atlantic	*	29	1-5	.200	1-4	.250	1-2	.500	0-2-2	3.4	1	0	1	2	0	0	4	6.2
Campbell	*	27	1-4	.250	0-1	.000	0-0	.000	0-4-4	3.4	4	0	1	2	1	1	2	5.8
NC State	*	15	0-2	.000	0-1	.000	0-0	.000	0-0-0	3.2	4	0	0	1	0	0	0	5.4
at Louisville		25	1-5	.200	0-2	.000	0-0	.000	4-4-8	3.5	2	0	1	2	0	0	2	5.1
at Florida State		14	0-0	.000	0-0	.000	4-4	1.000	0-0-0	3.3	0	0	0	0	0	0	4	5.1
Wake Forest		26	2-4	.500	1-1	1.000	1-2	.500	3-6-9	3.6	0	0	3	0	0	0	6	5.1
North Carolina		26	2-3	.667	1-2	.500	0-1	.000	1-2-3	3.6	1	0	3	1	0	0	5	5.1
at Syracuse	*	22	0-2	.000	0-1	.000	0-0	.000	1-2-3	3.6	3	0	1	5	0	0	0	4.8

## SEASON/CAREER HIGHS

### Points

Season: 14 at Penn, 12/4/18  
Career: 14 at Penn, 12/4/18  
ACC: 12 Wake Forest, 2/7/18

### Rebounds

Season: 9 Wake Forest, 1/12/19  
Career: 9 Wake Forest, 1/12/19  
ACC: 9 Wake Forest, 1/12/19

### Assists

Season: 5 Stephen F. Austin, 11/13/18  
Career: 5 Stephen F. Austin, 11/13/18  
ACC: 4 at North Carolina, 2/27/18

### Steals

Season: 1 6x, last vs. Campbell, 12/29/18  
Career: 3 at Boston College, 2/10/18  
ACC: 3 at Boston College, 2/10/18

### Blocked Shots

Season: 1 3x, last vs. Campbell, 12/29/18  
Career: 2 vs. North Carolina, 3/8/18  
ACC: 1 4x, last at UNC, 2/27/18

### Field Goals

Season: 4 2x, last vs. La Salle, 11/22/18  
Career: 4 3x, last vs. La Salle, 11/22/18  
ACC: 3 Wake Forest, 2/7/18

### Field-Goal Attempts

Season: 10 La Salle, 11/22/18  
Career: 10 La Salle, 11/22/18  
ACC: 5 4x, last at Louisville, 1/6/19

### Free Throws

Season: 4 3x, last at Florida State, 1/9/19  
Career: 4 3x, last at Florida State, 1/9/19  
ACC: 4 at Florida State, 1/9/19

### Free-Throw Attempts

Season: 5 vs. Fresno State, 11/23/18  
Career: 5 vs. Fresno State, 11/23/18  
ACC: 4 2x, last at Florida State, 1/9/19

### 3-Point Field Goals

Season: 2 at Penn, 12/4/18  
Career: 3 Wake Forest, 2/7/18  
ACC: 3 Wake Forest, 2/7/18

### 3-Point Field-Goal Attempts

Season: 4 Florida Atlantic, 12/22/18  
Career: 4 3x, last vs. FAU, 12/22/18  
ACC: 4 2x, last at Notre Dame, 2/19/18

### Minutes

Season: 37 at Penn, 12/4/18  
Career: 37 at Penn, 12/4/18  
ACC: 26 2x, last vs. UNC, 1/19/19

## WAARDENBURG'S CAREER STATISTICS

Season	GP	GS	Min.	Avg.	FG	FGA	Pct.	FG	FGA	Pct.	FT	FTA	Pct.	Off.	Def.	Tot.	Avg.	PF	FO	Ast.	TO	Blk	Stl	Pts.	Avg.
2017-18	21	0	310	14.8	24	58	.414	14	32	.438	7	8	.875	26	33	59	2.8	31	0	17	14	9	10	69	3.3
2018-19	18	11	432	24.0	30	80	.375	7	30	.233	20	29	.690	19	45	64	3.6	32	0	21	24	3	6	87	4.8
TOTAL	39	11	742	19.0	54	138	.391	21	62	.339	27	37	.730	45	78	123	3.2	63	0	38	38	12	16	156	4.0



# 2018-19 MIAMI BASKETBALL ROSTER

## NUMERICAL

No.	Name	Yr.	Pos.	Ht.	Wt.	Hometown/Previous School
0	Chris Lykes	So.	G	5-7	157	Mitchellville, Md./Gonzaga College HS
1	Dejan (DJ) Vasiljevic	Jr.	G	6-3	184	Melbourne, Australia/Australian Institute of Sport
2	Willie Herenton	So.	G	6-1	178	Lincolnshire, Ill./Stevenson HS
3	Anthony Lawrence II	Sr.	G	6-7	207	St. Petersburg, Fla./Lakewood Senior HS
5	Zach Johnson	R-Sr.	G	6-2	192	Miami, Fla./Florida Gulf Coast Univ./Norland HS
10	Dominic Proctor	So.	G	6-6	190	Las Vegas, Nev./Bishop Gorman HS
13	Anthony Mack	R-Fr.	G	6-6	214	Las Vegas, Nev./Wyoming/Blair Academy (N.J.)
14	Rodney Miller Jr.	Jr.	C	7-0	255	Laurelton, N.Y./Oak Hill Academy
15	Ebuka Izundu	Sr.	C	6-10	232	Charlotte, N.C./Victory Christian Center
20	Dewan Hernandez	Jr.	F	6-11	235	Miami, Fla./Norland HS
21	Sam Waardenburg	R-So.	F	6-10	216	Auckland, New Zealand/Rangitoto College
22	Deng Gak	R-Fr.	F	6-10	211	Sydney, Australia/Blair Academy (N.J.)
23	Kameron McGusty <sup>^</sup>	Jr.	G	6-5	192	Katy, Texas/Oklahoma/Sunrise Christian Acad. (Kan.)

## ALPHABETICAL

No.	Name	Yr.	Pos.	Ht.	Wt.	Hometown/Previous School
2	Willie Herenton	So.	G	6-1	178	Lincolnshire, Ill./Stevenson HS
22	Deng Gak	R-Fr.	F	6-10	211	Sydney, Australia/Blair Academy (N.J.)
20	Dewan Hernandez	Jr.	F	6-11	235	Miami, Fla./Norland HS
15	Ebuka Izundu	Sr.	C	6-10	232	Charlotte, N.C./Victory Christian Center
5	Zach Johnson	R-Sr.	G	6-2	192	Miami, Fla./Florida Gulf Coast Univ./Norland HS
3	Anthony Lawrence II	Sr.	G	6-7	207	St. Petersburg, Fla./Lakewood Senior HS
0	Chris Lykes	So.	G	5-7	157	Mitchellville, Md./Gonzaga College HS
13	Anthony Mack	R-Fr.	G	6-6	214	Las Vegas, Nev./Wyoming/Blair Academy (N.J.)
23	Kameron McGusty <sup>^</sup>	Jr.	G	6-5	192	Katy, Texas/Oklahoma/Sunrise Christian Acad. (Kan.)
14	Rodney Miller Jr.	Jr.	C	7-0	255	Laurelton, N.Y./Oak Hill Academy
10	Dominic Proctor	So.	G	6-6	190	Las Vegas, Nev./Bishop Gorman HS
1	Dejan (DJ) Vasiljevic	Jr.	G	6-3	184	Melbourne, Australia/Australian Institute of Sport
21	Sam Waardenburg	R-So.	F	6-10	216	Auckland, New Zealand/Rangitoto College

<sup>^</sup> sitting out 2018-19 season per NCAA transfer regulations

**Head Coach:** Jim Larrañaga, Providence '71, eighth season

**Associate Head Coach:** Chris Caputo, Westfield State (Mass.) '02, eighth season

**Assistant Coach:** Alvin "Pooh" Williamson, Tulsa '95, first season

**Assistant Coach:** Adam Fisher, Penn State '06, fourth season

**Director of Operations:** Lamont Franklin, UNC Wilmington '97, second season

**Strength & Conditioning Coach:** Casey Cathrall, Ithaca College '12, first season

**Athletic Trainer:** Javier Jimenez, Temple '06, third season

**Associate Director of Operations:** Jeff Dyer, Delaware '14, second season

## PRONUNCIATION GUIDE

Dewan	.....	Duh-WAHN
Gak	.....	Gack
Herenton	.....	HAIR-un-tun
Ebuka Izundu	.....	ee-BOO-kuh ee-ZOON-du
DJ Vasiljevic	.....	Vuh-SEE-luh-vitch
Waardenburg	.....	WAR-dun-berg

HC Jim Larrañaga	.....	LARE-uh-NAY-guh
AC Chris Caputo	.....	Cuh-POO-toe
SC Casey Cathrall	.....	Cuh-THRALL
AT Javier Jimenez	.....	Hah-VEE-air Him-EN-ez

## ROSTER BY CLASS

<b>Seniors (3)</b>	<b>Sophomores (4)</b>
Ebuka Izundu	Willie Herenton
Zach Johnson	Chris Lykes
Anthony Lawrence II	Dominic Proctor
<b>Juniors (4)</b>	Sam Waardenburg
Dewan Hernandez	<b>Freshmen (2)</b>
Kameron McGusty	Deng Gak
Rodney Miller Jr.	Anthony Mack
DJ Vasiljevic	

## ROSTER BY STATE ROSTER BY COUNTRY

3	Florida	8	United States
2	Nevada	2	Australia
1	Illinois	1	New Zealand
1	Maryland	1	Nigeria
1	New York		
1	Texas		

## GEOGRAPHIC BREAKDOWN

### UNITED STATES

#### Florida

Dewan Hernandez  
Zach Johnson  
Anthony Lawrence II

#### Illinois

Willie Herenton

#### Maryland

Chris Lykes

#### Nevada

Anthony Mack  
Dominic Proctor

#### New York

Rodney Miller Jr.

#### Texas

Kameron McGusty

## INTERNATIONAL

### Australia

DJ Vasiljevic  
Deng Gak

### New Zealand

Sam Waardenburg

### Nigeria

Ebuka Izundu

# TV/RADIO ROSTER



**0 CHRIS LYKES**  
So. • G • 5-7 • 157  
Mitchellville, Md.  
Gonzaga College HS



**1 DEJAN (DJ) VASILJEVIC**  
Jr. • G • 6-3 • 184  
Melbourne, Australia  
Australian Institute of Sport



**2 WILLIE HERENTON**  
So. • G • 6-1 • 178  
Lincolnshire, Ill.  
Stevenson HS




**3 ANTHONY LAWRENCE II**  
Sr. • G • 6-7 • 207  
St. Petersburg, Fla.  
Lakewood Senior HS



**5 ZACH JOHNSON**  
R-Sr. • G • 6-2 • 192  
Miami, Fla.  
Florida Gulf Coast/Norland HS



**10 DOMINIC PROCTOR**  
So. • G • 6-6 • 190  
Las Vegas, Nev.  
Bishop Gorman HS




**13 ANTHONY MACK**  
R-Fr. • G • 6-6 • 214  
Las Vegas, Nev.  
Wyoming/Blair Academy (N.J.)




**14 RODNEY MILLER JR.**  
Jr. • C • 7-0 • 255  
Laurelton, N.Y.  
Oak Hill Academy



**15 EBUKA IZUNDU**  
Sr. • C • 6-10 • 232  
Charlotte, N.C.  
Victory Christian Center



**20 DEWAN HERNANDEZ**  
Jr. • F • 6-11 • 235  
Miami, Fla.  
Norland HS



**21 SAM WAARDENBURG**  
R-So. • F • 6-10 • 216  
Auckland, New Zealand  
Rangitoto College



**22 DENG GAK**  
R-Fr. • F • 6-10 • 211  
Sydney, Australia  
Blair Academy (N.J.)



**23 KAMERON MCGUSTY**  
Jr. • G • 6-5 • 192  
Katy, Texas  
Oklahoma/Sunrise Christian Acad. (Kan.)



**JIM LARRAÑAGA**  
Head Coach



**CHRIS CAPUTO**  
Associate Head Coach



**ALVIN "POOH" WILLIAMSON**  
Assistant Coach



**ADAM FISHER**  
Assistant Coach



**LAMONT FRANKLIN**  
Director of Operations