



2019-20 PITT WOMEN'S BASKETBALL GAME NOTES

Women's Basketball Contact: Louie Spina | (716) 429-5464 | lspina@athletics.pitt.edu

GAME NOTES



THE MATCHUP

PITT PANTHERS

4-24 | 1-16 ACC

Head Coach: Lance White
Record at Pitt: 15-44 (.254) / 2nd year
Career Record: 15-44 (.254) / 2nd year
Against Miami: 0-1

AT

MIAMI HURRICANES

14-14 | 6-11 ACC

Head Coach: Katie Meier
Record at Miami: 291-186 (.610) / 15th year
Career Record: 367-231 (.614) / 19th year
Against Pitt: 6-1

GAME 29 | PITT at MIAMI - Feb. 27, 2020 | 3:00 PM | Coral Gables, Fla. | Watsco Center (7,972)

BREAKING DOWN THE MATCHUP



PITTSBURGHPANTHERS.COM

PITT	CATEGORY	MIAMI
57.2	Scoring Offense	64.2
70.6	Scoring Defense	65.8
34.9%	FG %	38.9%
40.8%	FG % Defense	40.3%
28.3%	3PT FG %	31.5%
31.8%	3PT FG % Defense	31.1%
40.1	Rebounds/Game	37.6
18.0	Turnovers/Game	17.5
6.4	Steals/Game	8.7



HURRICANESPORTS.COM

FRONT PAGE NEWS

THE SERIES

- This meeting marks the 32nd game between the two programs with the Hurricanes holding the 22-9 lead in the series.
- Miami has won five straight in the series overall and 11 straight in games being played in Coral Gables.
- The Hurricanes own the 14-1 series lead in games played in Miami.
- The Panthers last win over the Hurricanes came on Feb. 1, 2015 in Pittsburgh.

A WIN WOULD...

- Be the Panthers 10th win against Miami all-time.
- Give Pitt their first road ACC victory of the season.

STORYLINES

- Freshman point guard **Dayshanette Harris** poured in a career-high 27 points last week, marking the most points in a game by a Pitt freshman since Mercedes Walker netted 30 points against Robert Morris on Dec. 1, 2004. Harris is also the first Pitt freshman since Brianna Kiesel in 2011-12 to record at least three games of 20+ points in their first season with the Panthers.
- The new-look Pitt lineup now features five newcomers in starting roles. So far this season the six newcomers have combined to average 42.5 points and 27.4 rebounds per game. They are accounting for 72.2% of the Pitt scoring this season.

THE OPENING TIP

- Pitt heads south to take on Miami on Sunday afternoon at 3:00 pm for their final regular season game.
- Freshman point guard **Dayshanette Harris** has made huge strides in ACC play for the Panthers as she currently leads ACC freshmen in scoring in conference games (13.1 ppg). Harris is also the only true freshman in a Power Five conference to average at least 11.0 points, 4.0 rebounds, 2.5 assists and 1.8 steals so far this season.
- The freshman duo of **Amber Brown** and **Rita Igbokwe** are combining to average 14.9 rpg, the third best freshman rebounding duo in the NCAA behind duos from UC Santa Barbara and Oregon State.

PROBABLE STARTERS



#1
Dayshanette Harris
5-7 • FR • G

PPG	11.7
RPG	4.3
APG	2.6
SPG	1.7



#4
Emy Hayford
5-8 • FR • G

PPG	4.8
RPG	3.2
APG	1.1
SPG	0.6



#12
Gabbie Green
5-7 • JR • G

PPG	9.6
RPG	3.5
APG	1.1
3FG%	30.6%



#5
Amber Brown
6-0 • FR • F

PPG	8.7
RPG	8.0
APG	1.4
FG%	40.1%



#23
Rita Igbokwe
6-4 • FR • C

PPG	4.9
RPG	6.9
BPG	1.8
FG%	49.6%

2019-20 SCHEDULE

OVERALL: 4-24 | ACC: 1-16

Home: 3-12 | Away: 0-11 | Neutral: 1-1

Date	Opponent	Time/Result
N1	PITT-JOHNSTOWN (Exh.)	W, 76-62
N6	at UCF	L, 74-58
N11	CENTRAL CONNECTICUT ST.	W, 81-73
N16	GEORGETOWN	L, 66-56
N19	FAIRLEIGH DICKINSON %	W, 69-60
N23	DUQUESNE	L, 81-62
N29	vs. Ohio \$	L, 72-50
N30	vs. Ole Miss \$	W, 58-50
D5	at Penn State ^	L, 78-73
D8	STONY BROOK	L, 59-56
D17	MIAMI (OH)	L, 80-71
D21	at Cincinnati	L, 69-53
D30	at North Carolina*	L, 70-62
J2	NOTRE DAME*	L, 60-52
J5	BOSTON COLLEGE*	L, 79-70
J9	at Virginia Tech*	L, 68-56
J16	at Clemson*	L, 75-67 (OT)
J19	SYRACUSE*	L, 69-51
J23	#8 NC STATE*	L, 88-44
J26	at #5 Louisville*	L, 83-49
J30	WAKE FOREST*	W, 53-48
F1	#14 FLORIDA STATE*	L, 66-41
F6	GEORGIA TECH*	L, 77-48
F9	at Notre Dame*	L, 74-52
F13	DUKE*	L, 73-56
F16	at Syracuse*	L, 71-53
F20	at Boston College*	L, 70-59
F23	LOUISVILLE*	L, 79-47
F27	at Virginia*	L, 66-55
M1	at Miami*	3:00 pm
M4-8	ACC TOURNAMENT #	TBA

All Times Eastern | * - ACC Game

ALL CAPS Games Played at Petersen Events Center in Pittsburgh, PA

% - School Day Game (Pittsburgh, PA)
\$ - Daytona Beach Invitational (Daytona Beach, FL)
^ - Big Ten/ACC Challenge (University Park, PA)
- ACC Tournament (Greensboro, NC)

BROADCAST INFO



Pitt Sports Network

Josh Rowntree, Play-by-Play
1320 AM WJAS / iHeartRadio app



Stream: ACC Network Extra

Talent: Dave Koehn (Play-by-Play)
Fran Harris (Analyst)

QUICK FACTS

THE BASICS

Location	Pittsburgh, Pa.
Founded	1787
Conference	Atlantic Coast (ACC)
Enrollment	34,580
Colors	Blue (PMS 289) & Vegas Gold (PMS 4515)
Nickname	Panthers
Mascot	Roc
Chancellor	Dr. Patrick Gallagher
Director of Athletics	Heather Lyke
Sport Administrator	Bethany Wagner
Home Arena (Cap.)	Petersen Events Center (12,508)

COURT FACTS

PETERSEN EVENTS CENTER

Year Built	2002
Capacity	12,508
Record at The Pete	145-130 (.527), 18th season
Largest Crowd This Year	6,730 vs. FDU (11/19/19)

TEAM HISTORY

First Season of Basketball	1974-75
All-Time Overall Record	631-699 (45 seasons)
All-Time ACC Record	25-88 (5 seasons)
All-Time NCAA Tournament Record	6-4
All-Time ACC Tournament Record	1-6
NCAA Appearances/Last	4 / 2015
WNIT Appearances/Last	5 / 2010

COACHING STAFF

Head Coach	Lance White (Texas Tech '96)
Career Record/Year	15-44 (2nd Season)
Record at Pitt/Year	15-44 (2nd Season)
Assoc. Head Coach	Terri Mitchell (2nd season)
Assistant Coach	Josh Petersen (2nd season)
Assistant Coach	Bridgette Mitchell (1st season)
Dir. of Operations	Ali Hoesly (2nd season)
Asst. Dir. of Operations	Imani Wright (1st season)
Director of Video	Sean Sullivan (1st season)
Dir. of Recruiting Ops	Sheana Vega (2nd season)
Administrative Assistant	Felisha Hamiel
Athletic Trainer	Brittany Buchheit (1st season)
Strength & Conditioning	Rhen Vail (2nd season)
Equipment Manager	Alec Kopatch (1st season)
Academic Coordinator	Tilly Sheets

MEDIA RELATIONS

Director of Media Relations	Louie Spina
Email	lspina@athletics.pitt.edu
Office Phone	(412) 648-7774
Cell Phone	(716) 429-5464
Media Relations Fax	(412) 648-8248
Press Row Phone	(412) 648-2318
Mailing Address	P.O. Box 7436, Pittsburgh, PA 15213-0436
Overnight Address	3719 Terrace St., Pittsburgh, PA 15261

MEDIA RELATIONS

Outlets interested in obtaining credentials to cover Pitt women's basketball home games should email Louie Spina at the following email address: lspina@athletics.pitt.edu.



PITT ROSTER

NO.	NAME	HT.	POS.	YR.	HOMETOWN/LAST SCHOOL
0	Jahsyni Knight	5-8	G	So.	Perth Amboy, NJ / Rutgers Prep
1	Dayshannette Harris	5-7	G	Fr.	Youngstown, OH / Ursuline
2	Aysia Bugg	5-7	G	R-Sr.	Bolingbrook, IL / Bolingbrook
4	Emy Hayford	5-8	G	Fr.	Maastricht, Netherlands / Calandlyceum
5	Amber Brown	6-0	G	Fr.	Monroe, LA / Little Rock Christian Academy
10	Ismi Prapa	5-7	G	So.	Athens, Greece / American Community School of Athens
11	Cara Judkins	6-2	C	Jr.	Bethesda, MD / Our Lady of Good Counsel
12	Gabbie Green	5-7	G	Jr.	Bellville, TX / South Plains College
13	Kyla Nelson	5-11	G	Jr.	Worthing, England / Oaklands College
14	Cynthia Ezeja	6-3	F	Fr.	Athens, Greece / 20th High School of Athens
21	Marcella Lamark	6-4	C	Jr.	Sao Paulo, Brazil / Texas Tech
23	Rita Igboke	6-4	F	Fr.	Jonesboro, GA / Mundy's Mill

PITT STAFF

Head Coach: Lance White (2nd Season)
Associate Head Coach: Terri Mitchell (2nd Season)
Assistant Coach: Josh Petersen (2nd Season)
Assistant Coach: Bridgette Mitchell (1st Season)
Strength & Conditioning: Rhen Vail (2nd Season)
Athletic Trainer: Brittany Buchheit (1st Season)
Director of Basketball Ops: Ali Hoesly (2nd Season)
Asst. Director of Basketball Ops: Imani Wright (1st Season)
Director of Recruiting Ops: Sheana Vega (2nd Season)
Director of Video: Sean Sullivan (1st Season)

PRONUNCIATION GUIDE

Jahsyni Knight	Juh-Shaw-Knee
Aysia Bugg	Asia
Emy Hayford	Amy
Ismi Prapa	Is-Me-Knee Prop-Ah
Cara Judkins	Care-Uh
Kyla Nelson	Ky-Luh
Cynthia Ezeja	Eh - zah - zuh
Marcella Lamark	Mar-Sell-Uh
Rita Igboke	Ig-Bok-Way

SOCIAL



@Pitt_WBB




@pitt_wbb




Pitt Women's Basketball


COACHING STAFF




Lance White
Head Coach



Terri Mitchell
Associate HC



Josh Petersen
Assistant Coach



Bridgette Mitchell
Assistant Coach

BY THE NUMBERS

6.9

The freshman duo of **Amber Brown** (8.0 rpg) and **Rita Igboke** (6.9 rpg) are one of two pairs of freshman teammates in the NCAA (Oregon State) to average at least 6.9 rebounds/game each so far this season.

13.1

Freshman **Dayshanette Harris** leads all ACC freshmen in scoring (13.1 ppg) in conference games so far this season. She has scored in double figures 10 times through 16 ACC games.

50

Freshman **Rita Igboke** has amassed 50 blocked shots so far this season, the second most in a single season by a Pitt freshman. She sits four blocks away from the program record for blocks by a freshman.

TEAM NOTES

LAST TIME OUT

- » Despite trailing by as little as three with five minutes remaining, the Panthers fell on the road to Virginia on Thursday 66-55.
- » Freshman **Dayshanette Harris** led all players with 19 points, seven rebounds, six assists and a steal in 32 minutes of work while **Gabbie Green** added 11 points on three triples.
- » **Rita Igboke** netted nine points and two blocks while **Emy Hayford** added eight points and four boards and **Amber Brown** chipped in with a team-high eight boards in the loss.
- » The Panthers were outrebounded 42-35 in the game while the Cavaliers also held the dominant 30-12 edge in scoring inside the paint.

HEY, DAY DAY

- » **Dayshanette Harris** has handled the reins of the Pitt offense since her first day on campus and she is showing flashes of becoming a star for the Panthers.
- » Last time out, Harris provided the Panthers with a game-high 19 points, seven rebounds and a career-high six assists while connecting on three triples in the loss to Virginia.
- » She has really picked up her play over the last nine games as she is averaging a team-high 16.0 points, 5.4 rebounds, 2.9 assists and 1.6 steals across an average of 30.1 minutes.
- » On the year, Harris is averaging 27.1 minutes, 11.7 points, 4.3 rebounds, 2.7 assists and a team-best 1.8 steals while starting 21 of 27 games at the point.
- » In ACC games, Harris is leading all freshman in scoring as she is averaging a team-high 13.1 points. She also ranks second among freshman in the ACC in assists in conference games (2.5 apg).
- » Harris is the only true freshman in a Power Five conference to average at least 11.0 ppg, 4.0 rpg, 2.5 assists and 1.8 spg on the year.
- » Last week Harris netted 27 points at Boston College, marking the most points scored in a game by a Pitt freshman since Mercedes Walker scored 30 against Robert Morris in 2004.
- » Harris is the first Pitt freshman to post three 20+ scoring games in a season since Brianna Kiesel in 2011-12. Kiesel had seven 20+ scoring outings as a freshman.
- » Harris has notched two or more steals in 12 of her last 16 games for the Panthers as she is becoming a threat on the

defensive end of the court. She has a total of 16 multi-steal games so far this season.

- » Harris was named ACC Freshman of the Week for the first time two weeks as she averaged 15.0 points and 7.0 rebounds while leading Pitt to their first ACC win.
- » She is the second Pitt freshman to earn the weekly ACC honor, marking the first time in program history Pitt had two different ACC Freshman of the Week honorees in the same season.

WHAT CAN BROWN DO FOR YOU

- » Freshman forward **Amber Brown** has been asked to play major minutes for Pitt from day one and she has embraced the role through 28 games.
- » Last time out, Brown was held to two points but grabbed a team-high eight rebounds, three assists and three steals across 36 minutes.
- » On the year, Brown is averaging 8.7 points and a team-high 8.0 rebounds while connecting on 40.1% of her field goal attempts. Her 8.0 rebounds ranks ninth in the ACC overall while her 8.0 rpg in ACC games ranks seventh. Both her overall and conference only rebounding marks lead all ACC freshmen.
- » Her 223 total rebounds ranks tied for eighth among NCAA freshmen while her 8.0 rpg ranks ninth among NCAA freshmen.
- » Brown has grabbed at least four boards in 27 of her 28 career games while grabbing 10+ boards a team-leading nine times and leading Pitt in rebounds 13 times.
- » Brown was tabbed ACC Freshman of the Week for the second time in her Pitt career on Jan. 6 after closing out her first week of ACC play averaging 8.3 points and 10.0 rebounds. She also earned the recognition on Dec. 9 after averaging a double-double for the week. Brown is the second Panther in program history to earn the weekly recognition twice.
- » Earlier this season, Brown became the first Panther since Stasha Carey in 2015-16 to notch three straight games with 10+ rebounds. She is also the first freshman to do so since Carey did it in the 2014-15 season.
- » Brown has recorded five double-doubles so far this season, eighth most by any player in the ACC this season and most by any freshman. She is also the first Pitt freshman to record at least five double-doubles in a season since Brenna Wise had six in 2015-16.



SPECIALITY STATS

Opponent	In Paint	Off TO's	2nd Chance	Fast Break	Bench
at UCF	16	12	4	7	13
CCSU	34	29	12	23	16
Georgetown	24	9	10	13	20
FDU	36	7	10	16	18
Duquesne	30	10	12	8	4
vs. Ohio	30	7	11	10	15
vs. Ole Miss	18	20	7	8	5
at Penn State	32	13	24	11	13
Stony Brook	26	10	8	16	11
Miami (OH)	44	19	12	8	24
at Cincinnati	28	13	10	2	13
at UNC	28	18	11	13	22
Notre Dame	22	9	15	9	23
Boston College	38	23	11	12	31
at Virginia Tech	26	14	4	7	23
at Clemson	22	13	15	3	19
Syracuse	10	6	6	6	14
#8 NC State	16	2	1	8	10
at #5 Louisville	20	13	9	2	5
Wake Forest	28	7	10	6	9
#14 Florida St.	12	6	6	6	12
Georgia Tech	20	15	2	18	16
at Notre Dame	24	9	8	2	6
Duke	40	12	23	6	26
at Syracuse	34	13	2	10	6
at Boston College	20	20	10	4	10
#5 Louisville	20	11	8	4	11
at Virginia	12	9	4	3	6
at Miami					

FAST BREAK

Graduate student-athlete **Aysia Bugg** was granted a sixth-year of eligibility by the NCAA earlier this summer and she is the oldest player in the ACC, just six days older than former teammate and Louisville standout Yacine Diop.

THE OPPONENT

SCOUTING THE HURRICANES



STAT LEADERS

SCORING	G-GS	Pts.	PPG
Beatrice Mompremier	15-12	250	16.7
Mykea Gray	28-28	354	12.6

REBOUNDING	G-GS	Rebs.	RPG
Beatrice Mompremier	15-12	151	10.1
Brianna Jackson	28-16	123	4.4

ASSISTS	G-GS	Asts.	APG
Endia Banks	28-28	90	3.2
Mykea Gray	28-28	80	2.9

BLOCKS	G-GS	Blks.	BPG
Beatrice Mompremier	15-12	22	1.5
Brianna Jackson	28-16	38	1.4

STEALS	G-GS	Stls.	SPG
Mykea Gray	28-28	61	2.2
Endia Banks	28-28	32	1.1

MINUTES PLAYED	G-GS	Mins.	MPG
Endia Banks	28-28	827	29.5
Mykea Gray	28-28	808	28.9

ABOUT MIAMI

- The Miami Hurricanes enter Sunday afternoon's regular season finale with a 14-14 overall record and a 6-11 ACC mark. The Hurricanes won last time out at Wake Forest, 79-63.
- The Hurricanes are being led offensively by one of the best players in the country, Beatrice Mompremier, who is averaging 16.7 points and 10.1 rebounds while shooting 52.7% from the floor. The senior has played in only 15 games this season due to injury.
- Mykea Gray is enjoying a career year as she is averaging 12.6 points, 2.9 assists and a team-high 2.2 steals while connecting on 50 three-pointers.
- Kelsey Marshall is averaging 11.3 points and 2.5 assists while knocking down a team-high 68 triples.
- As a team, Miami is averaging 64.2 ppg while allowing 65.8 ppg. The Hurricanes are shooting 38.9% from the floor while their opponents shoot 40.3%.

IG-BLOCK-WE MAKING AN IMPACT

- » Freshman forward **Rita Igbokwe** has continued to show major growth down low for the Panthers and her development will be a key for Pitt this season and in the future.
- » The athletically gifted Igbokwe has become a problem for opponents down low as her length is causing players to adjust all shots inside the paint.
- » Last time out, Igbokwe made her fourth straight start and posted nine points, three rebounds and two blocks while going 4-for-6 from the floor.
- » Over her last five games, Igbokwe is averaging 25.0 minutes, 8.6 points, 6.4 rebounds and 1.0 blocks while shooting 61.3% from the floor.
- » So far this season, she is averaging 19.2 minutes, 4.9 points, 6.9 rebounds and 1.8 blocks while shooting a team-high 49.6% from the floor.
- » She ranks third among all players in the ACC and second among ACC freshmen in blocked shots (50, 1.8 bpg) so far this season.
- » She has 14 multi-block games including in 10 of her last 18 games overall. She has led Pitt in blocks 17 times this season.
- » Earlier this year, Igbokwe posted a monster game with 18 rebounds and six blocks against Ohio. The 18 boards marked the most in a game by a Pitt player since 2010 and the most by a Pitt freshman since 2005.
- » The Jonesboro, Ga. native has six games with 10+ rebounds this season.

BUGGIN' OUT

- » After receiving a waiver for her sixth season of eligibility in the summer, graduate student **Aysia Bugg** has enjoyed a strong season for the Panthers.
- » Bugg missed her seventh game of the season last time out against Louisville. She is listed as week-to-week with a knee injury sustained in the loss to #14 Florida State.
- » For the season, Bugg leads the team averaging 31.1 minutes, 12.1 points and 2.4 assists while connecting on a team-high 43 three pointers and shooting 33.6% from deep. She ranks seventh in the ACC in three-pointers made/game (2.2) and eighth in three-point field goal percentage (33.6%).
- » Bugg currently sits in 11th place on the all-time charts in three-pointers made with 103 triples.
- » Bugg missed all of the 2017-18 campaign due to a torn ACL and after a strong start to her 2018-19 campaign, she missed the final 26 games after suffering from blood clots. Prior to her blood clot diagnosis, Bugg was averaging a team-high 14.0 points, 3.4 assists and 2.4 rebounds across 29.6 minutes/game.
- » Bugg is just 46 points shy 1,000 for her career as she would become the 20th member of the Panthers 1,000 point club. She has also recorded 354 career assists, just 12 assists away from 10th place on the Panthers all-time assists charts (366).

INSIDE THE SERIES

SERIES BREAKDOWN - MIAMI

Series:	Miami leads, 22-9
at Miami:	Miami leads, 14-1
at Pitt:	Series tied, 6-6
Neutral Site:	Series tied, 2-2
First Meeting:	Dec. 31, 1982, A - Pitt 75, Mia 79
Last Meeting:	Feb. 10, 2019, H - Pitt 51, Mia 65
Last Pitt Win:	Feb. 1, 2015, H - Pitt 81, Mia 66
Last Miami Win:	Feb. 10, 2019, H - Pitt 51, Mia 65
Streak:	Miami, W5

ALL-TIME MEETINGS - MIAMI

Date	Site	Result	Score
Feb. 2, 2002	A	L	77-61
Jan. 22, 2003	H	L	79-76
Jan. 17, 2004	A	L	77-68
Mar. 2, 2014	A	L	67-54
Feb. 1, 2015	H	W	81-66
Jan. 7, 2016	A	L	79-55
Mar. 3, 2016	N	L	77-55
Jan. 2, 2017	H	L	82-50
Feb. 15, 2018	A	L	82-58
Feb. 10, 2019	H	L	65-51

ALL-TIME RECORD VS. CONFERENCES

Conference (2019-20 opponent)	Record (%)
The American (UCF, Cincinnati)	34-55 (.382)
America East (Stony Brook)	1-3 (.250)
Atlantic Coast Conference	82-209 (.282)
Atlantic-10 (Duquesne)	42-27 (.609)
Big East (Georgetown)	116-171 (.404)
Big Ten (Penn State)	35-89 (.282)
MAC (Ohio, Miami [OH])	21-11 (.656)
Northeast (CCSU, FDU)	53-3 (.946)
SEC (Ole Miss)	4-16 (.200)

ALL-TIME RECORD VS. OPPONENTS

Team	Record	Last Time
UCF	0-2	11/6/19 - L, 74-58, A
CCSU	2-0	11/11/19 - W, 81-73, H
Georgetown	27-26	11/16/19 - L, 66-56, H
FDU	1-0	11/19/19 - W, 69-60, H
Duquesne	21-17	11/23/19 - L, 81-62, H
Ohio	8-1	11/29/19 - L, 72-50, N
Ole Miss	2-1	11/30/19 - W, 58-50, N
Penn State	13-30	12/5/19 - L, 78-73, A
Stony Brook	1-1	12/8/19 - L, 59-56, H
Miami (OH)	1-2	12/17/19 - L, 80-71, H
Cincinnati	11-5	12/21/19 - L, 69-53, A
UNC	6-4	12/30/19 - L, 70-62, A
Notre Dame	3-29	2/9/20 - L, 74-52, A
Boston College	18-30	2/20/20 - L, 70-59, A
Virginia Tech	5-10	1/9/20 - L, 68-56, A
Clemson	6-8	1/16/20 - L, 75-67 (OT), A
Syracuse	19-45	2/16/20 - L, 71-53, A
NC State	2-7	1/23/20 - L, 88-44, H
Louisville	2-20	2/23/20 - L, 79-47, H
Wake Forest	4-6	1/30/20 - W, 53-48, H
Florida State	0-7	2/1/20 - L, 66-41, H
Georgia Tech	3-5	2/6/20 - L, 77-48, H
Duke	0-12	2/13/20 - L, 73-56, H
Virginia	5-5	2/27/20 - L, 66-55, A
Miami	9-22	2/10/19 - L, 65-51, H

TEAM NOTES...

NEWCOMERS MAKING AN IMPACT

- » Entering the 2019-20 campaign, the Panthers knew they were going to have to rely heavily on a handful of newcomers to make an impact and they have done a nice job so far this season.
- » The six newcomers for the Pitt are averaging a combined 42.5 points and 27.4 rebounds per game so far this season.
- » The newcomers are accounting for 72.2% of the Panthers scoring efforts this season and 66.7% of the rebounding efforts.
- » The freshman duo of **Dayshyanette Harris** and **Amber Brown** have combined to score 20.4 points per game, the second best freshman duo in the ACC behind Notre Dame's duo of Sam Brunelle and Katlyn Gilbert (26.6 ppg).
- » The freshman duo of Brown and **Rita Igbokwe** are currently lead all ACC freshman duos in combined rebounds (14.9 rpg). The duo is currently ranks third in the NCAA for freshman duos combined rebounds/game, trailing only the duo from UC Santa Barbara (16.3 rpg) and Oregon State (15.1 rpg).
- » Brown and Igbokwe are one of two duos of freshman teammates in the NCAA averaging at least 6.9 rpg each (Oregon State).
- » Pitt and Virginia are the only teams in the ACC with three freshman (Harris, Brown, Hayford) who are averaging at least 20.0 mpg on the season.

MUCH IMPROVED REBOUNDING

- » One of the biggest points of emphasis coming into the season for head coach Lance White and his staff was growth rebounding the basketball. Through 28 games this season, the youthful Panthers have taken that to heart.
- » So far this season, the Panthers are averaging 40.1 rebounds/game, +4.6 rebounds/game more than they did a season ago (35.5 rpg). It marks the biggest improvement from last season in the ACC.
- » Last time out, Pitt was outrebounded

for the fourth straight game, 42-35. Pitt scored just four second chance points on nine offensive boards.

- » So far this season, Pitt is second in the conference in rebounding in ACC games (39.8 rpg). The Panthers also lead the conference in offensive rebounds (14.6 orpg) in ACC games and are third overall on the offensive glass (14.1 orpg) this season.
- » In the overtime loss to Clemson, Pitt grabbed 55 rebounds which are the most since grabbing 61 against NC State on 1/10/16 and second most in a game overall since joining the ACC.
- » Of their 55 rebounds against Clemson, 27 came on the offensive glass which are the most in a game by Pitt since Feb. 6, 2013 when they grabbed 30 against Providence in an overtime loss.
- » Pitt has posted 51+ rebounds three this season, the most in a season since 2014-15 when they also posted three games with 51+ rebounds. The last time Pitt had four games of 51+ rebounds was during the 2009-10 season.

Games With 50+ Rebounds (since 2013-14)

Date	Opponent	#
1/10/16	NC State	61
1/16/20	at Clemson	55
12/28/14	St. Francis (PA)	55
11/17/14	Niagara	54
1/8/15	#8 North Carolina	54
1/2/20	Notre Dame	53
3/2/16	vs. North Carolina	52
12/5/19	at Penn State	51
11/26/13	Mount St. Mary's	51
11/16/15	at Saint Francis	50

- » Pitt has recorded 40+ rebounds 14 times this season, the most in a season since doing it 19 times in 2014-15.
- » Earlier this season, Pitt grabbed 41+ rebounds in six straight games for the first time since the 2009-10 season.

HIGHS & LOWS ANALYSIS...

Most First Quarter Points

Pitt	22	2x; last vs. Syracuse
Opponent	24	vs. Central Conn. State

Fewest First Quarter Points

Pitt	2	vs. #14 Florida State
Opponent	8	vs. Notre Dame

Most Second Quarter Points

Pitt	24	at Clemson
Opponent	27	vs. Syracuse

Fewest Second Quarter Points

Pitt	5	vs. Miami (OH)
Opponent	8	vs. #14 Florida State

Most First Half Points

Pitt	37	vs. Fairleigh Dickinson
Opponent	49	vs. Central Conn. State

Fewest First Half Points

Pitt	17	vs. Wake Forest
Opponent	20	vs. #14 Florida State

Most Third Quarter Points

Pitt	25	vs. Central Conn. State
Opponent	30	vs. #8 NC State

Fewest Third Quarter Points

Pitt	4	vs. #8 NC State
Opponent	8	vs. Georgetown

Most Fourth Quarter Points

Pitt	29	vs. Miami (OH)
Opponent	27	vs. Miami (OH)

Fewest Fourth Quarter Points

Pitt	4	2x; last at Notre Dame
Opponent	9	2x; last vs. Wake Forest

Most Second Half Points

Pitt	52	vs. Miami (OH)
Opponent	50	vs. #8 NC State

Fewest Second Half Points

Pitt	14	vs. #8 NC State
Opponent	22	vs. Fairleigh Dickinson

PRODUCTION TRACKER

DOUBLE-DOUBLES

PLAYER	15-16	16-17	17-18	18-19	19-20	STRK	TOTAL
Amber Brown	-	-	-	-	5	-	5
Cara Judkins	-	-	-	2	-	-	2
Rita Igbokwe	-	-	-	-	1	1	1
Aysia Bugg	1	-	-	-	-	-	1

10+ POINTS SCORED

PLAYER	15-16	16-17	17-18	18-19	19-20	STRK	TOTAL
Aysia Bugg	10	9	-	3	15	-	43
Amber Brown	-	-	-	-	14	-	14
Gabbie Green	-	-	-	-	13	3	13
Dayshyanette Harris	-	-	-	-	13	5	13
Cara Judkins	-	-	-	6	2	-	8
Kyla Nelson	-	-	2	5	-	-	7
Rita Igbokwe	-	-	-	-	3	-	3
Emy Hayford	-	-	-	-	1	-	1

20+ POINTS SCORED

PLAYER	15-16	16-17	17-18	18-19	19-20	STRK	TOTAL
Aysia Bugg	1	-	-	2	2	-	5
Dayshyanette Harris	-	-	-	-	3	1	3
Gabbie Green	-	-	-	-	1	-	1

10+ REBOUNDS

PLAYER	15-16	16-17	17-18	18-19	19-20	STRK	TOTAL
Amber Brown	-	-	-	-	9	-	9
Rita Igbokwe	-	-	-	-	6	2	6
Cara Judkins	-	-	-	3	2	-	5
Emy Hayford	-	-	-	-	1	-	1
Gabbie Green	-	-	-	-	1	-	1

10+ ASSISTS

PLAYER	15-16	16-17	17-18	18-19	19-20	STRK	TOTAL
Aysia Bugg	2	-	-	-	-	-	2

30+ MINUTES

PLAYER	15-16	16-17	17-18	18-19	19-20	STRK	TOTAL
Aysia Bugg	17	17	-	3	14	-	57
Amber Brown	-	-	-	-	22	1	22
Gabbie Green	-	-	-	-	16	1	16
Dayshyanette Harris	-	-	-	-	11	2	11
Kyla Nelson	-	-	2	-	-	-	2
Cara Judkins	-	-	-	-	2	-	2
Emy Hayford	-	-	-	-	2	-	2
Rita Igbokwe	-	-	-	-	1	-	1

40+ MINUTES

PLAYER	15-16	16-17	17-18	18-19	19-20	STRK	TOTAL
Gabbie Green	-	-	-	-	2	1	2
Aysia Bugg	1	-	-	-	-	-	1

LED IN POINTS

PLAYER	15-16	16-17	17-18	18-19	19-20	STRK	TOTAL
Aysia Bugg	5	2	-	3	7	-	19
Dayshyanette Harris	-	-	-	-	10	1	10
Gabbie Green	-	-	-	-	8	-	8
Amber Brown	-	-	-	-	4	-	4
Rita Igbokwe	-	-	-	-	3	-	3
Cara Judkins	-	-	-	2	-	-	2
Kyla Nelson	-	-	-	1	-	-	1

LED IN REBOUNDS

PLAYER	15-16	16-17	17-18	18-19	19-20	STRK	TOTAL
Amber Brown	-	-	-	-	14	2	14
Cara Judkins	-	-	-	8	3	-	11
Rita Igbokwe	-	-	-	-	10	-	10
Dayshyanette Harris	-	-	-	-	3	-	3
Kyla Nelson	-	-	1	1	-	-	2
Jahsyni Knight	-	-	-	-	1	-	1

LED IN ASSISTS

PLAYER	15-16	16-17	17-18	18-19	19-20	STRK	TOTAL
Aysia Bugg	17	14	-	1	9	-	49
Dayshyanette Harris	-	-	-	-	14	1	14
Jahsyni Knight	-	-	-	1	4	-	5
Gabbie Green	-	-	-	-	4	-	4
Emy Hayford	-	-	-	-	3	-	3
Amber Brown	-	-	-	-	3	-	3
Kyla Nelson	-	-	2	-	-	-	2
Cara Judkins	-	-	-	-	1	-	1

PANTHERS LARGEST...

LEAD:	16 vs. Ole Miss
DEFICIT:	47 vs. #8 NC State
MARGIN OF VICTORY:	9 vs. FDU
MARGIN OF DEFEAT:	44 vs. #8 NC State
HALFTIME LEAD:	7 vs. Ole Miss
HALFTIME DEFICIT:	18, 2x; last vs. Miami (OH)
DEFICIT IN WIN:	19 vs. CCSU
HALFTIME DEFICIT IN WIN:	17 vs. CCSU
LEAD IN LOSS:	13 vs. UCF
HALFTIME LEAD IN LOSS:	3 vs. UCF

TEAM NOTES...

GREEN LIGHT

- » Junior **Gabbie Green** has brought the Panthers some experience with a work ethic that pushes her teammates each and every day.
- » Last time out, Green netted 11 points and four rebounds while connecting on three triples for the second straight game.
- » Green currently ranks 8th in the ACC averaging 2.1 triples/game in conference games. The junior also ranks 10th in conference games shooting 30.5% from behind the arc. She has 36 three's through 17 ACC games.
- » On the year, Green ranks third on the team averaging 9.6 points, 3.5 rebounds and 1.2 assists while connecting on 30.5% of her three-pointers across 31.3 minutes/game.
- » She has scored in double figures 13 times this season including in three straight games.
- » The lightning-quick guard has 17 games with two or more three-pointers made including in 13 of her last 17 games.
- » Green has been asked to play big minutes for Pitt as she has notched 20+ minutes in all 28 games and 30+ minutes 17 times. She is the lone Panther to play 40 minutes, doing so twice this season.

IGBOKWE MOVING UP THE CHARTS

- » Freshman **Rita Igbokwe** has continued to grow as a player and shot blocker through her 28 career games for the Panthers.
- » Igbokwe currently ranks third in the ACC in total blocks (50) and second among freshmen in the conference.

- » Igbokwe's season total of 50 blocks currently sits in second place on the Panthers all-time charts for blocks in a single season by a freshman.
- » With at least two games left, Igbokwe is five blocks away from setting the program freshman record for blocks in a season.
- » She has notched at least one block in 20 of the Panthers 28 games this season.
- » So far this season, Igbokwe has 14 multi-block games and five games with four or more rejections.

SINGLE SEASON BLOCKS BY A FRESHMAN

#	Name	Season	Blk's
1.	Wanda Randolph	1976-77	54
2.	RITA IGBOKWE	2019-20	50
3.	Stasha Carey	2014-15	47
4.	Pepper Wilson	2008-09	44
5.	Chelsea Cole	2007-08	38

FRESHMAN STEAL CHARTS

- » Freshman **Dayshanette Harris** has turned into a great on ball defender for the Panthers and it is resulting in good things for Pitt.
- » So far this season, Harris leads the team with 47 steals and is just one theft away from moving into the top-5 among Pitt freshman all-time.

SINGLE SEASON STEALS BY A FRESHMAN

#	Name	Season	Blk's
1.	Michelle Katkowski	1996-97	65
2.	Carol Morton	1991-92	61
3.	Lisa Fubio	1983-84	60
4.	Jonna Huemrich	1990-91	53
5.	Stasha Carey	2014-15	48
	Gina Montesano	1995-96	48
7.	DAYSHANETTE HARRIS	2019-20	47

GETTING THE START

	1	2	3	4	5
N6 at UCF	Harris*	Bugg	Green*	Brown*	Judkins
N11 CENTRAL CONN. ST.	Harris	Bugg	Green	Brown	Judkins
N16 GEORGETOWN	Harris	Bugg	Green	Brown	Judkins
N19 FAIRLEIGH DICKINSON	Harris	Bugg	Green	Brown	Judkins
N23 DUQUESNE	Harris	Bugg	Green	Brown	Judkins
N29 vs. Ohio	Harris	Bugg	Green	Brown	Judkins
N30 vs. Ole Miss	Harris	Bugg	Green	Brown	Judkins
D5 at Penn State	Harris	Bugg	Green	Brown	Judkins
D8 STONY BROOK	Harris	Bugg	Green	Brown	Judkins
D17 MIAMI (OH)	Harris	Hayford*	Green	Brown	Judkins
D21 at Cincinnati	Harris	Bugg	Green	Brown	Judkins
D30 at UNC*	Knight*	Bugg	Green	Brown	Judkins
J2 NOTRE DAME*	Knight	Bugg	Green	Brown	Judkins
J5 BOSTON COLLEGE*	Knight	Bugg	Green	Brown	Judkins
J9 at Virginia Tech*	Knight	Bugg	Green	Brown	Judkins
J16 at Clemson*	Knight	Bugg	Green	Brown	Judkins
J19 SYRACUSE*	Knight	Bugg	Green	Brown	Judkins
J23 #8 NC STATE*	Harris	Bugg	Green	Brown	Judkins
J26 at #5 Louisville*	Harris	Bugg	Green	Brown	Judkins
J30 WAKE FOREST*	Harris	Bugg	Green	Brown	Judkins
F1 #14 FLORIDA STATE*	Harris	Bugg	Green	Brown	Judkins
F6 GEORGIA TECH*	Harris	Hayford	Green	Brown	Judkins
F9 at Notre Dame*	Harris	Hayford	Green	Brown	Judkins
F13 DUKE*	Knight	Hayford	Green	Brown	Judkins
F16 at Syracuse*	Harris	Hayford	Green	Brown	Igbokwe*
F20 at Boston College*	Harris	Hayford	Green	Brown	Igbokwe
F23 #5 LOUISVILLE*	Harris	Hayford	Green	Brown	Igbokwe
F27 at Virginia*	Harris	Hayford	Green	Brown	Igbokwe
M1 at Miami*					

* - First Career Start

PANTHERS RECORD WHEN...

The Panthers Under White	19-20	Overall
Playing at home	3-12	9-22
Playing on the road	0-11	3-19
Playing at a neutral site	1-1	3-3
vs. Top 10 teams	0-3	0-7
vs. Top 25 teams	0-4	0-12
Games decided by 3 points or fewer	0-1	3-2
Games decided by 4-10 points	4-8	8-11
Games decided by 11-19 points	0-8	2-14
Games decided by 20 points or more	0-7	2-17
Leading at the half	1-1	7-3
Tied at the half	0-2	1-2
Trailing at the half	3-21	7-39
Leading with 5:00 remaining	3-2	13-3
Tied with 5:00 remaining	0-0	0-0
Trailing with 5:00 remaining	1-22	2-41
In overtime	0-1	1-1
Pitt scores fewer than 50 points	0-5	0-13
Pitt scores 50-59 points	2-13	3-23
Pitt scores 60-69 points	1-3	6-5
Pitt scores 70-79 points	0-3	3-3
Pitt scores 80 or more points	1-0	3-0
Opponent scores fewer than 50 points	1-0	4-0
Opponent scores 50-59 points	1-1	5-3
Opponent scores 60-69 points	1-7	3-14
Opponent scores 70-79 points	1-12	3-19
Opponent scores 80 or more points	0-4	0-8
Pitt shoots 45% or better	0-1	7-1
Pitt shoots less than 45%	4-23	8-43
Opponent shoots 45% or better	1-9	1-15
Opponent shoots less than 45%	3-15	14-29
Pitt shoots better than opponent	3-2	13-3
Opponent shoots better than (or ties) Pitt	1-22	2-41
Pitt out-rebounds opponent	3-9	11-11
Opponent out-rebounds (or ties) Pitt	1-15	4-33
Pitt commits fewer than 14 turnovers	1-4	2-8
Pitt commits 14 or more turnovers	3-20	13-36
Pitt makes at least five 3-pointers	2-15	10-27
Pitt makes four or fewer 3-pointers	2-9	5-27
Pitt records seven or more steals	2-12	8-24
Pitt records six or fewer steals	2-12	5-22
Wearing white uniforms	4-10	11-17
Wearing royal uniforms	0-11	4-19
Wearing gold uniforms	0-1	0-1
Wearing pink uniforms	0-2	0-5
Pitt scores first	2-12	8-19
Opponent scores first	2-12	7-25
On Monday	1-1	1-2
On Tuesday	1-1	2-2
On Wednesday	0-1	1-3
On Thursday	1-9	4-16
On Friday	0-1	3-2
On Saturday	1-4	3-5
On Sunday	0-7	1-14
In November	3-4	8-8
In December	0-5	4-6
In January	1-7	1-15
In February	0-8	1-13
In March	0-0	0-2

TEAM NOTES...

THE PETE GETS A FACELIFT

- » The Petersen Events Center will look extremely different heading into the 2019-20 season with the court flip as well as extensive upgrades and improvements throughout the arena.
- » Some of the major upgrades for the upcoming season is LED lighting throughout the building, a new state-of-the-art centerhung video board, two end zone replay/stats boards, free public WiFi and a dedicated media WiFi network, a new media suite, enhanced premium seating areas, new in venue dining options at the PEC Food Court, and improved directional signage and environmental branding throughout the venue.
- » Back of the house upgrades include: men's and women's basketball locker room and lounge renovations, an enhancement of the teaching space with the creation of a theatre-style video room, expansion of the basketball office space with a new grand entrance as well as conference rooms for men's and women's basketball, redesign of areas around the locker rooms to create a more dynamic pathway to and from the main court.

2020 SIGNING CLASS ANNOUNCED

- » Head coach **Lance White** announced his 2020 signing class earlier this season. The three-player class featured a top-100 recruit and two other 3-star prospects.

- » Joining Pitt for the 2020-21 season are blue chip forward Tracey Hueston from Roanoke, Va., Taisha Exanor from Montreal, Quebec, Canada and 6-0 wing Liatu King from Bishop McNamara High School.
- » Hueston is Coach White's first top-100 recruit since taking over the Pitt program a season ago.
- » Earlier this season, Hueston and King were named as McDonald's All-American Game nominees while Taisha Exanor was named as a nominee for the 2020 BioSteel All-Canadian Game.

FROM DOWNTOWN

- » Junior college transfer **Gabbie Green** has made a big impact on the court for Pitt this season, especially from behind the arc.
- » So far this season, Green has connected on a team-high 53 three-pointers while shooting 30.5% from behind the arc.
- » She currently sits in 13th place on the single season three-pointers made charts and fifth on the single season three-pointers made list for juniors, just nine shy of the record by a junior.

Three-Pointers Made By Juniors

#	Name	Season	3's
1.	Mallorie Winn	2005-06	59
2.	GABBIE GREEN	2019-20	53
	Taneisha Harrison	2009-10	53
4.	Fred Potvin	2014-15	51
	Brooke Stewart	2001-02	51



ASSOCIATED PRESS POLL (Week 17)

1. South Carolina (27)	27-1	747
2. Baylor (2)	25-1	713
3. Oregon (1)	25-2	700
4. Stanford	24-3	635
5. Louisville	25-3	624
6. UConn	23-3	605
7. Maryland	23-4	587
8. NC State	23-3	523
9. UCLA	23-4	493
10. Mississippi State	23-5	447
11. Gonzaga	27-2	415
12. Texas A&M	22-5	387
13. Arizona	22-5	379
14. Northwestern	24-3	347
15. Kentucky	20-6	336
16. DePaul	25-4	324
17. Oregon State	20-8	272
18. Iowa	22-5	260
19. Florida State	21-6	198
20. South Dakota	26-2	192
21. Missouri State	23-3	165
22. Indiana	21-7	127
23. Princeton	21-1	83
24. Arizona State	19-9	60
25. TCU	20-5	59

Others receiving Votes: Florida Gulf Coast (15), LSU (6), Tennessee (5), **Stony Brook (3)**, Central Michigan (3), Fresno State (2)

USA TODAY COACHES' POLL (As of Feb. 19)

1. South Carolina (17)	23-1	782
2. Baylor (12)	21-1	774
3. Oregon (3)	22-2	748
4. NC State	22-1	668
5. Mississippi State	22-3	643
6. UConn	20-3	620
7. Stanford	21-3	610
8. UCLA	21-2	604
9. Louisville	21-3	538
10. Maryland	20-4	490
11. Oregon State	19-5	471
12. Arizona	19-4	435
13. DePaul	22-3	414
14. Florida State	20-4	344
15. Gonzaga	23-2	334
16. South Dakota	22-2	297
17. Missouri State	20-3	242
18. Texas A&M	18-5	239
19. Kentucky	18-5	212
20. Iowa	20-4	210
21. Northwestern	20-3	179
22. Florida Gulf Coast	24-2	120
23. Indiana	19-6	100
24. Arizona State	16-8	88
25. Princeton	17-1	86

Others receiving Votes: Arkansas (73), Tennessee (36), TCU (19), LSU (10), **Stony Brook (7)**, Central Michigan (4), Troy (2), Fresno State (1)

BOLD- 2019-20 OPPONENT

2019-20 ACC STANDINGS (As of 2/29/20)

TEAM	CONF.	CPCT.	OVERALL	PCT.	STREAK
Louisville	15-2	.882	26-3	.897	W5
NC State	13-4	.765	24-4	.857	W1
Florida State	11-6	.647	22-6	.786	W1
Virginia Tech	11-6	.647	21-7	.750	W1
Duke	11-6	.647	17-11	.607	L1
Boston College	10-7	.588	17-11	.607	L1
Georgia Tech	9-8	.529	18-10	.643	W1
Syracuse	9-8	.529	15-13	.536	L2
Virginia	8-9	.471	13-15	.464	W2
North Carolina	7-10	.412	16-12	.571	L6
Notre Dame	7-10	.412	12-17	.414	W2
Wake Forest	7-11	.389	14-14	.500	L1
Miami	6-11	.353	14-14	.500	W1
Clemson	3-14	.176	7-21	.250	L10
Pitt	1-16	.059	4-24	.143	L8

2019-20 ACC PLAYER OF THE WEEK

Nov. 11	Jocelyn Willoughby	Guard	Virginia
Nov. 18	Nausia Woolfolk	Guard	FSU
Nov. 25	Haley Gorecki	Guard	Duke
	Beatrice Mompremier	Forward	Miami
Dec. 2	Dana Evans	Guard	Louisville
Dec. 9	Kiah Gillespie	Forward	Florida St.
Dec. 16	Elissa Cunane	Center	NC State
Dec. 23	Kiah Gillespie	Forward	Florida St.
	Beatrice Mompremier	Forward	Miami
Dec. 30	Kendall Spray	Guard	Clemson
Jan. 6	Elissa Cunane	Center	NC State
Jan. 13	Jocelyn Willoughby	Guard	Virginia
Jan. 20	Dana Evans	Guard	Louisville
Jan. 27	Leaonna Odom	Forward	Duke
Feb. 3	Janelle Bailey	Forward	UNC
	Emma Guy	Forward	BC
Feb. 10	Kiah Gillespie	Forward	Florida St.
Feb. 17	Taylor Soule	Forward	BC
Feb. 24	Taylor Soule	Forward	BC

2019-20 ACC FRESHMAN OF THE WEEK

Nov. 11	Elizabeth Kittley	Forward	Virginia Tech
Nov. 18	Malu Tshitenge	Forward	UNC
Nov. 25	Kylie Kornegay-Lucas	Guard	Virginia
Dec. 2	Anaya Peoples	Guard	Notre Dame
Dec. 9	Amber Brown	Forward	Pitt
Dec. 16	Sam Brunelle	Forward	Notre Dame
Dec. 23	River Baldwin	Forward	Florida St.
Dec. 30	River Baldwin	Forward	Florida St.
Jan. 6	Amber Brown	Forward	Pitt
Jan. 13	Shemera Williams	Guard	Virginia
Jan. 20	Amari Robinson	Forward	Clemson
Jan. 27	Shemera Williams	Guard	Virginia
Feb. 3	Dayshanette Harris	Guard	Pitt
Feb. 10	Katlyn Gilbert	Guard	Notre Dame
Feb. 17	Elizabeth Kittley	Forward	Virginia Tech
Feb. 24	Elizabeth Kittley	Forward	Virginia Tech

PITT ACC STATS (ACC RANK)

TEAM STATS	ACC ONLY	ALL GAMES
Scoring Offense	53.8 (15th)	57.2 (15th)
Scoring Defense	71.5 (15th)	70.6 (15th)
Scoring Margin	-17.7 (15th)	-13.4 (15th)
FT Percentage	.622 (15th)	.618 (15th)
FG Percentage	.326 (15th)	.349 (15th)
FG Percentage Defense	.406 (9th)	.408 (15th)
3-FG Percentage	.277 (12th)	.283 (13th)
3-FG Pct. Defense	.310 (8th)	.318 (14th)
Rebounding Offense	39.8 (2nd)	40.1 (8th)
Rebounding Defense	43.8 (15th)	41.3 (14th)
Rebounding Margin	-3.9 (13th)	-1.2 (14th)
Blocks/Game	3.5 (10th)	3.8 (7th)
Assists/Game	9.8 (15th)	10.1 (15th)
Steals/Game	6.1 (12th)	6.4 (11th)
Turnover Margin	-5.5 (15th)	-4.6 (15th)
Assist/TO Ratio	0.5 (15th)	0.6 (14th)
Offensive Rebounds	14.6 (1st)	14.1 (3rd)
Defensive Rebounds	25.2 (8th)	25.9 (10th)
3-FG Made/Game	5.1 (10th)	5.1 (10th)

INDIVIDUAL ACC STATS (ACC RANK)

Scoring		
Overall	Aysia Bugg	12.1 ppg
ACC	Dayshanette Harris	13.1 ppg (18th)
Rebounding		
Overall	Amber Brown	8.0 rpg (9th)
ACC	Amber Brown	8.0 rpg (7th)
Assists		
Overall	Dayshanette Harris	2.7 apg
ACC	Dayshanette Harris	2.5 apg
Steals		
Overall	Dayshanette Harris	1.7 spg (8th)
ACC	Dayshanette Harris	1.8 spg (6th)
Blocks		
Overall	Rita Igbokwe	1.8 bpg (3rd)
ACC	Rita Igbokwe	1.6 bpg (T-4th)
FG Percentage		
Overall	Rita Igbokwe	.496 (6th)
ACC	Rita Igbokwe	.506 (6th)
FT Percentage		
Overall	Gabbie Green	.844 (4th)
ACC	Gabbie Green	.864 (2nd)
3-FG Percentage		
Overall	Aysia Bugg	.336 (7th)
ACC	Aysia Bugg	.309 (10th)

GAME-BY-GAME BOX SCORES

>> Game 1 at UCF



Official Basketball Box Score - Final
Pittsburgh at UCF
11/06/19 Addition Financial Arena, Orlando
2019-20 Women's Basketball

Game Time: 4:00 PM
Game Duration: 2:33
Attendance: 6,973

Officials: Rod Creech, Chris Saucedo, Angel Kent

Pittsburgh - 58

Record: 0-1

NO. Name	Min	FG	3P	FT	Rebounds	Fouls	TP	AS	TO	ST	Blocks	+/-
		M-A	M-A	M-A	OR DR TOT	PF FD					BS BA	
11 Cara Judkins	C 30:45	2-4	0-0	0-0	2 5 7	4 2	4	1	1	1	1	-16
1 Dayshannette Harris	G 19:20	1-6	0-1	1-4	0 2 2	3 5	3	4	3	3	0	-4
2 Aysia Bugg	G 37:48	7-16	3-8	0-0	0 3 3	3 0	17	4	3	0	0	-8
5 Amber Brown	G 28:16	0-4	0-0	3-4	1 4 5	1 3	3	0	4	1	0	-14
12 Gabbie Green	G 25:47	7-14	4-7	0-0	1 2 3	2 0	18	1	0	4	0	-7
4 Emy Hayford	21:48	2-3	1-2	0-0	0 1 1	1 3	5	2	3	1	0	-16
10 Ismini Prapa	13:34	3-4	2-2	0-0	0 0 0	2 1	8	0	0	1	0	-2
23 Rita Igboke	09:15	0-1	0-0	0-0	0 1 1	2 0	0	0	0	0	0	1
0 Jahsyni Knight	13:27	0-0	0-0	0-0	0 0 0	1 0	0	0	2	0	0	-13
Team					0 1 1	0 0	0	5				
Totals		22-52	10-20	4-8	4 19 23	19 14	58	12	21	11	4	-16

Technical Fouls: NONE

Shooting By Period	1st	2nd	3rd	4th	GM
FG%	4-13 31.5%	8-14 57.1%	4-8 50.0%	5-9 55.6%	21-44 47.7%
3PT%	0-0 0%	0-0 0%	0-0 0%	0-0 0%	0-0 0%
FT%	0-0 0%	0-0 0%	0-0 0%	0-0 0%	0-0 0%
GM FG%	22-52 42.3%	10-20 50.0%	4-8 50.0%	5-9 55.6%	41-89 45.8%

Dead Ball Rebounds: 3, 2

UCF - 74

Record: 1-0

NO. Name		Min	FG	3P	FT	Rebounds	Fouls	TP	AS	TO	ST	Blocks	+/-	
			M-A	M-A	M-A	OR DR	PF					BS BA		
5 Masseny Kaba	F	38:54	4-6	0-0	6-7	3 6 9	3 6	14	2	5	2	1	0	18
32 Brittney Smith	F	33:33	5-8	0-0	2-2	5 6 11	1 4	12	1	1	0	2	0	23
1 Georgina Gayle	G	15:50	3-8	3-8	0-0	0 0 0	2 1	9	1	1	0	0	0	9
3 Diamond Battles	G	30:37	2-9	0-2	2-3	0 4 4	2 4	6	9	5	2	1	0	17
10 Courtajia Sanders	G	18:59	1-4	0-0	0-0	0 0 0	3 1	2	0	1	0	0	0	3
0 Sianni Martin		27:30	5-10	5-6	0-0	1 1 2	0 10	15	0	1	0	0	0	12
2 Korrelia Wright		27:04	6-12	2-4	2-2	0 3 3	1 3	16	4	4	1	0	1	7
24 Jnyaya Walker		07:17	0-0	0-0	0-0	0 0 0	1 0	0	0	0	0	0	0	-9
33 Destiny Thomas		00:16	0-0	0-0	0-0	0 0 0	0 0	0	0	0	0	0	0	0
Team						1 3 4	0 0	0	0	2				
Totals			26-57	10-20	12-14	10 23 33	14 19	74	17	20	5	4	1	0

Technical Fouls: NONE

Shooting By Period	1st	2nd	3rd	4th	GM
FG%	4-16 25.0%	6-7 85.7%	6-7 85.7%	6-7 85.7%	22-37 59.5%
3PT%	0-0 0%	0-0 0%	0-0 0%	0-0 0%	0-0 0%
FT%	0-0 0%	0-0 0%	0-0 0%	0-0 0%	0-0 0%
GM FG%	26-57 45.8%	10-20 50.0%	6-7 85.7%	6-7 85.7%	48-104 46.2%

Dead Ball Rebounds: 2, 4

	Pitt	UCF
Biggest lead	13 (1 st 4:24)	17 (4 th 2:18)
Best Scoring Run	10 (1 st 6:45)	12 (3 rd 7:18)
Lead Changes	2	2
Times Tied	1	7
Time with Lead	20:39	17:40

Points from	Pitt	UCF
Turnovers	14	26
Paint	16	24
Second Chance	4	16
Fast Breaks	7	11
Bench	13	31

Period by Period Scoring	1st	2nd	3rd	4th	TOT
Pitt	20	13	13	12	58
UCF	11	19	24	20	74

>> Game 2 vs. Central Connecticut State



Official Basketball Box Score - Final
Central Conn. St. at Pitt
11/19/19 Petersen Events Center, Pittsburgh, Pa.
Pitt vs. Central Connecticut State

Game Time: 7:00 PM
Game Duration: 3:10
Attendance: 572

Officials: Kathleen Lynch, Natasha Cary, Ryan Durham

Central Conn. St. - 73

Record: 0-3

NO. Name	Min	FG	3P	FT	Rebounds	Fouls	TP	AS	TO	ST	Blocks	BS	+/-
		M-A	M-A	M-A	OR DR TOT	PF FD					BS	BA	
14 Ashley Forker	F 34:39	4-8	4-6	0-0	2 2 4	1 1	12	2	0	2	0	1	-7
22 Ashley Chin	F 32:08	4-12	3-8	1-2	0 3 3	5 2	12	2	3	0	0	1	-7
33 Ashley Benube	C 26:56	8-10	0-0	2-3	2 3 5	3 4	18	3	3	0	1	1	-10
1 Forever Topplin	G 18:55	0-2	0-0	0-0	0 0 0	3 1	0	2	3	0	0	0	-11
15 Emma McCamus	G 18:10	3-7	2-5	0-0	2 0 2	3 2	8	1	2	1	0	0	-14
23 Danielle Delano	13:28	3-7	3-5	3-3	0 0 0	0 0	2	12	2	3	1	0	1
5 Bruna Vila Artigos	21:05	3-6	2-3	0-0	4 1 5	4 0	8	4	5	0	0	0	3
20 Jamey Napoleon	18:30	0-3	0-0	0-0	0 3 3	1 1	0	4	0	0	0	0	2
12 Jewel Porter	05:22	0-1	0-0	0-0	1 0 1	1 0	0	0	2	0	0	0	-5
11 Dejah Jenkins	03:05	0-0	0-0	1-2	1 0 1	1 1	1	1	0	0	0	0	1
30 Carly Reynolds	07:42	1-1	0-0	0-0	0 2 2	0 1	2	1	0	0	0	0	7
Team					3 3 6	0 0	0	0					
Totals		26-57	14-29	7-10	15 17 32	22 15	73	22	21	4	1	3	-8

Technical Fouls: NONE

Shooting By Period		
1 st	FG%	6-15 40.0%
	3PT%	1-4 25.0%
	FT%	0-0 0%
2 nd	FG%	6-13 46.2%
	3PT%	3-6 50.0%
	FT%	4-6 66.7%
3 rd	FG%	8-17 47.1%
	3PT%	3-9 33.3%
	FT%	6-8 75%
4 th	FG%	6-13 46.2%
	3PT%	1-3 33.3%
	FT%	11-13 84.6%
GM	FG%	26-58 44.8%
	3PT%	8-22 36.4%
	FT%	21-27 77.8%
Dead Ball Rebounds: 6, 0		

Pitt - 81

Record: 2-1

NO. Name	Min	FG	3P	FT	Rebounds	Fouls	TP	AS	TO	ST	Blocks	BS +/-
		M-A	M-A	M-A	OR DR TOT	PF FD					BS BA	
11 Cara Judkins	C 22:26	3-3	0-0	4-5	2 2 4	1 3	10	1	1	0	0	0 8
1 Dayshannette Harris	G 30:45	4-11	1-4	2-3	1 1 2	3 6	11	1	4	1	0	1 -2
2 Aysia Bugg	G 36:23	7-19	6-12	6-6	1 1 2	0 3	26	4	2	2	0	0 22
5 Amber Brown	G 29:58	5-7	0-0	3-4	3 7 10	3 2	13	0	1	0	0	0 22
12 Gabbie Green	G 26:09	2-7	1-4	0-0	1 3 4	3 1	5	2	1	2	0	0 1
23 Rita Igboke	17:34	1-3	0-0	2-4	2 3 5	3 2	4	0	1	3	3	0 0
4 Emy Hayford	11:39	1-4	0-1	1-2	1 0 1	0 2	3	1	1	0	0	0 -9
0 Jahsyni Knight	09:18	1-1	0-0	3-3	1 0 1	0 0	3	2	1	2	0	0 5
10 Ismini Prapa	15:48	2-3	0-1	0-0	0 0 0	2 0	4	2	1	1	0	0 6
					2 0 2	0 0	0	1				
Totals		26-58	8-22	21-27	14 17 31	35 22	81	13	13	12	3	1 8

Technical Fouls: NONE

	CCS	Pitt
Biggest lead	19 (3 rd 9:30)	11 (4 th 0:15)
Best Scoring Run	8 (1 st 2:55)	12 (3 rd 1:24)
Lead Changes	5	5
Times Tied	4	4
Time with Lead	29:43	08:14

Points from	CCS	Pitt
Turnovers	16	29
Paint	16	34
Second Chance	14	12
Fast Breaks	4	23
Bench	23	16

Period by Period Scoring	1st	2nd	3rd	4th	TOT
CCS	24	25	10	14	73
Pitt	13	19	25	24	81

>> Game 3 vs. Georgetown



Official Basketball Box Score - Final
Georgetown at Pitt
11/16/19 Petersen Events Center, Pittsburgh, Pa.
Pitt vs. Georgetown

Game Time: 7:00 PM
Game Duration: 1:47
Attendance: 627

Officials: Karen Presto, Bruce Morris, Nykesha Thompson

Georgetown - 66

Record: 1-2

NO. Name	Min	FG	3P	FT	Rebounds	Fouls	TP	AS	TO	ST	Blocks	BS	BA	+/-
		M-A	M-A	M-A	OR DR TOT	PF FD								
13 Anita Kelava	F 37:43	3-6	0-0	0-0	3 11 14	1 1	6	1	4	1	5	0	7	
33 Graceann Bennett	F 13:24	2-5	0-1	0-1	3 2 5	2 2	4	1	0	0	1	1	6	
0 Brianna Jones	G 19:19	3-8	0-4	2-3	0 2 2	2 1	8	3	0	0	0	0	-1	
15 Nikola Kovackicova	G 26:34	3-11	0-6	0-0	0 0 0	1 0	6	3	1	2	2	1	-7	
24 Taylor Barnes	G 30:26	6-12	3-9	3-3	1 1 2	3 4	18	4	2	0	0	0	8	
1 Taliana Thompson	04:31	0-0	0-0	0-0	0 0 0	1 0	0	1	0	0	0	0	-1	
23 Tayanna Jones	17:26	3-7	2-6	0-0	0 2 2	2 0	8	3	0	0	0	0	15	
2 Cassandra Gordon	26:37	5-11	0-3	2-4	0 4 4	1 4	12	3	1	0	0	0	14	
21 Breonna Mayfield	08:40	1-1	0-0	0-0	0 4 4	0 1	2	0	0	1	0	0	0	
22 Shannah Wright	15:20	0-0	0-0	2-4	4 4 8	1 3	2	1	0	0	0	0	9	
Team					1 0 1	0 0	0	0						
Totals		26-61	5-29	9-15	12 30 42	14 16	66	20	9	3	9	2	10	
Technical Fouls: NONE														

Technical Fouls: NONE

Shooting By Period		
1 st	FG% 6-15	40.0%
	3PT% 1-8	12.5%
	FT% 3-5	60%
2 nd	FG% 10-18	55.6%
	3PT% 1-8	12.5%
	FT% 1-3	33.3%
3 rd	FG% 4-16	25.0%
	3PT% 0-6	0.0%
	FT% 0-2	0%
4 th	FG% 6-12	50.0%
	3PT% 3-7	42.9%
	FT% 5-5	100%
GM	FG% 26-61	42.6%
	3PT% 5-29	17.2%
	FT% 9-15	60.0%
Dead Ball Rebounds: 4-0		

Dead Ball Rebounds: 4, 0

Pitt - 56

Record: 1-2

No. Name	Min	FG M-A	3P M-A	FT M-A	Rebounds OR DR TOT	Fouls PF FD	TP	AS	TO	ST	Blocks BS BA	+/-	
11 Cara Judkins	C 18:25	0-2	0-0	0-2	1 4 5	2 2	0	0	0	0	0	0	-15
1 Dayshannette Harris	G 26:45	2-9	1-3	2-2	0 0 0	1 1	7	3	3	1	0	0	1
2 Aysia Bugg	G 34:43	5-16	4-8	3-5	0 2 2	3 17	0	1	1	0	1	2	-16
5 Amber Brown	G 33:35	4-12	0-0	0-0	3 4 7	2 3	11	1	1	0	0	0	3
12 Gabbie Green	G 26:54	0-4	0-2	1-2	3 0 3	2 1	1	3	1	1	0	2	-6
0 Jahsny Knight	11:24	0-1	0-0	1-2	0 0 0	3 1	1	0	2	0	0	0	-8
4 Emy Hayford	20:59	5-10	1-4	2-3	2 2 4	2 3	13	2	2	1	0	1	-7
23 Rita Igboke	21:35	3-4	0-0	0-0	4 7 11	2 0	6	0	1	0	1	0	5
10 Ismini Prapa	05:40	0-1	0-1	0-0	0 1 1	0 0	0	0	1	0	0	0	-4
Total					0 2 2	0	0	0	0	0			
Totals		19-59	6-18	12-20	13 25 38	16 14	56	9	11	4	2	9	-10

GAME-BY-GAME BOX SCORES

>> Game 9 vs. Stony Brook



Official Basketball Box Score - Final
Stony Brook at Pitt
12/08/19 Petersen Events Center, Pittsburgh, Pa.
Pitt vs. Stony Brook

Game Time: 7:00 PM
Game Duration: 1:56
Attendance: 1,149

Officials: Luiz Gonzales, Elizabeth Kuzmeski, Erika Herriman-Camaroto

Stony Brook - 59

Record: 8-1

NO. Name	Min	FG	3P	FT	Rebounds	Fouls	TP	AS	TO	ST	Blocks	BS	BA	+/-
2 Cheyenne Clark	F 19:52	1-6	0-0	0-0	2 2 4	2 0	2	1	1	0	0	1	1	
24 Hailey Zeise	F 40:00	6-11	4-8	1-1	0 4 4	4 4	17	4	0	1	0	0	3	
33 India Pagan	F 23:03	3-9	0-0	0-0	4 3 7	2 2	6	1	4	0	0	0	-12	
4 Anastasia Warren	G 24:58	2-7	2-7	0-0	0 2 2	2 1	6	3	3	0	0	0	2	
15 Kaela Hilaire	G 40:00	2-10	0-3	7-11	0 2 2	2 6	11	5	2	1	0	0	3	
5 Jonae Cox	12:45	1-3	1-3	0-0	0 4 4	2 1	3	2	0	1	1	0	7	
12 Kira Smith	03:35	1-1	0-0	0-0	1 1 2	1 0	2	0	0	0	0	0	7	
3 Oksana Gouchie-Provencher	20:08	1-4	0-2	0-0	2 1 3	1 0	2	0	0	0	0	0	2	
11 Victoria Johnson	02:17	0-1	0-1	0-0	0 0 0	1 0	0	0	1	0	0	0	-6	
22 McKenzie Bushee	13:22	4-6	0-0	2-2	0 0 0	0 2	10	0	0	1	0	1	8	
Team					0 3 3			0						
Totals		21-58	7-24	10-14	9 22 31	17 16	59	16	11	4	1	2	3	

Technical Fouls: NONE

Shooting By Period	1st	2nd	3rd	4th	FT	FT%
1st FG%	6-15	40.0%				
3PT%	1-5	20.0%				
FT%	1-1	100%				
2nd FG%	4-12	33.3%				
3PT%	1-6	16.7%				
FT%	4-6	66.7%				
3rd FG%	8-15	53.3%				
3PT%	4-7	57.1%				
FT%	0-0	0%				
4th FG%	3-16	18.8%				
3PT%	1-6	16.7%				
FT%	5-7	71.4%				
GM FG%	21-58	36.2%				
3PT%	7-24	29.2%				
FT%	10-14	71.4%				

Dead Ball Rebounds: 2, 0

Pitt - 56

Record: 3-6

NO. Name	Min	FG	3P	FT	Rebounds	Fouls	TP	AS	TO	ST	Blocks	BS	BA	+/-
11 Cara Judkins	C 24:46	3-3	0-0	0-2	0 7 7	2 1	6	0	2	0	2	0	-4	
1 Dayshannette Harris	G 26:39	1-10	0-0	2-2	1 5 6	3 3	4	3	5	2	0	0	-6	
2 Aysia Bugg	G 29:14	6-11	2-3	2-2	0 0 0	3 1	16	4	2	1	0	0	8	
5 Amber Brown	G 37:19	6-11	0-0	3-3	5 3 8	3 5	15	1	3	1	0	0	5	
12 Gabbie Green	G 36:13	1-5	0-2	2-2	1 1 2	2 4	2	4	2	0	0	0	-7	
4 Emy Hayford	29:28	2-7	0-3	2-3	1 4 5	1 3	6	1	4	0	0	1	-8	
23 Rita Igbokwe	09:34	1-2	0-0	1-2	1 2 3	2 1	3	0	2	0	0	0	-12	
21 Marcella Larmark	06:47	0-2	0-2	2-2	0 5 5	0 1	2	1	0	0	0	0	9	
Team					2 3 5			0						
Totals		20-51	2-10	14-18	11 30 41	16 17	56	12	19	4	2	1	3	

Technical Fouls: NONE

Shooting By Period	1st	2nd	3rd	4th	FT	FT%
1st FG%	3-17	17.6%				
3PT%	1-4	25.0%				
FT%	3-7	42.9%				
2nd FG%	6-12	50.0%				
3PT%	0-1	0.0%				
FT%	2-2	100%				
3rd FG%	4-10	40.0%				
3PT%	0-2	0.0%				
FT%	2-2	100%				
4th FG%	7-12	58.3%				
3PT%	1-3	33.3%				
FT%	7-7	100%				
GM FG%	20-51	39.2%				
3PT%	2-10	20.0%				
FT%	14-18	77.8%				

Dead Ball Rebounds: 2, 0

Biggest lead	13 (3rd 0:03)	2 (1st 5:46)
Best Scoring Run	8 (1st 2:21)	9 (4th 2:18)
Lead Changes	2	
Times Tied	1	
Time with Lead	35:43	00:17
Points from Turnovers	SBU 16	Pitt 10
Paint	SBU 20	Pitt 26
Second Chance	SBU 7	Pitt 8
Fast Breaks	SBU 7	Pitt 16
Bench	SBU 17	Pitt 11
Period by Period Scoring		
1st	14	13
2nd	13	20
3rd	20	12
4th	10	59
TOT	Pitt 10	14

>> Game 10 vs. Miami (OH)



Official Basketball Box Score - Final
Miami (OH) at Pitt
12/17/19 Petersen Events Center, Pittsburgh
Pitt vs. Miami (OH)

Game Time: 11:30 PM
Game Duration: 1:52
Attendance: 894

Officials: Joseph Vaszly, Angelica Siffren, Mark Berger

Miami (OH) - 80

Record: 5-5

NO. Name	Min	FG	3P	FT	Rebounds	Fouls	TP	AS	TO	ST	Blocks	BS	BA	+/-
32 Savannah Kluesner	F 29:28	6-12	0-0	4-6	5 5 10	2 3	16	5	1	1	4	1	-4	
54 Kelly McLaughlin	F 20:24	2-7	0-0	0-0	3 1 4	0 0	4	1	1	1	0	1	12	
13 Lauren Dickerson	G 30:06	5-10	3-7	0-0	0 1 1	3 0	13	3	2	1	0	0	-2	
24 Bree Paulson	G 10:40	1-3	1-3	0-0	0 4 4	0 0	3	0	0	0	1	0	6	
25 Peyton Scott	G 35:19	8-13	4-5	4-5	1 3 4	3 4	24	4	6	0	0	0	7	
00 Monique Esbrand	22:23	5-9	1-4	0-0	1 0 1	4 1	11	2	2	2	0	0	9	
23 Kenzie Schmitz	18:29	0-4	0-3	0-0	2 2 2	1 2	0	3	0	0	1	0	12	
35 Abbey Hoff	25:26	4-6	1-2	0-0	0 4 4	1 2	9	1	0	0	0	0	12	
4 Vanessa Garrelts	03:28	0-0	0-0	0-0	0 0 0	0 0	0	0	3	1	0	0	2	
1 Alexis Straw	04:17	0-0	0-0	0-0	0 1 1	0 0	1	0	0	0	0	0	3	
Team					2 2 4			0						
Totals		31-64	10-24	8-11	12 23 35	14 12	80	20	15	6	6	3	9	

Technical Fouls: NONE

Shooting By Period	1st	2nd	3rd	4th	FT	FT%
1st FG%	8-19	42.1%				
3PT%	3-7	42.9%				
FT%	0-2	0%				
2nd FG%	7-13	53.8%				
3PT%	2-4	50.0%				
FT%	2-2	100%				
3rd FG%	7-18	38.9%				
3PT%	2-7	28.6%				
FT%	0-1	0%				
4th FG%	9-14	64.3%				
3PT%	3-6	50.0%				
FT%	6-6	100%				
GM FG%	31-64	48.4%				
3PT%	10-24	41.7%				
FT%	8-11	72.7%				

Dead Ball Rebounds: 1, 0

Pitt - 71

Record: 3-7

NO. Name	Min	FG	3P	FT	Rebounds	Fouls	TP	AS	TO	ST	Blocks	BS	BA	+/-
11 Cara Judkins	C 10:23	0-1	0-0	0-0	0 1 1	1 0	0	0	0	0	0	1	0	
1 Dayshannette Harris	G 27:56	3-10	0-2	0-3	2 4 6	2 4	6	4	5	1	0	0	-1	
4 Emy Hayford	G 24:30	3-6	1-3	0-0	1 4 5	3 1	7	2	2	0	0	0	-9	
5 Amber Brown	G 30:28	5-10	0-0	1-2	2 4 6	0 2	11	3	1	3	1	1	-4	
12 Gabbie Green	G 35:37	10-17	3-9	0-0	3 2 5	3 3	23	1	5	1	0	1	-14	
21 Marcella Larmark	12:14	3-9	1-5	0-0	1 1 1	0 0	7	0	1	0	0	1	-2	
23 Rita Igbokwe	20:03	3-5	0-0	0-1	3 3 6	0 1	6	0	1	1	2	1	-11	
00 Jahsyni Knight	19:23	1-2	0-0	0-0	1 1 2	2 2	3	1	0	0	0	0	-8	
13 Kyla Nelson	12:30	1-4	1-4	0-1	0 1 1	2 0	3	2	1	0	0	0	0	
10 Ismini Prapa	06:56	2-2	2-2	0-0	1 0 1	1 1	6	0	0	1	0	0	4	
Team					0 3 3			0						
Totals		31-66	8-25	1-7	13 23 36	12 14	71	15	18	7	3	6	-9	

Technical Fouls: NONE

Shooting By Period	1st	2nd	3rd	4th	FT	FT%
1st FG%	7-19	36.8%				
3PT%	0-8	0.0%				
FT%	0-0	0%				
2nd FG%	2-11	18.2%				
3PT%	1-2	50.0%				
FT%	0-3	0%				
3rd FG%	10-15	66.7%				
3PT%	2-5	40.0%				
FT%	1-3	33.3%				
4th FG%	12-21	57.1%				
3PT%	5-10	50.0%				
FT%	0-1	0%				
GM FG%	31-66	47.0%				
3PT%	8-25	32.0%				
FT%	1-7	14.3%				

Dead Ball Rebounds: 5, 0

Biggest lead	21 (3rd 9:48)	2 (1st 9:24)
Best Scoring Run	13 (2nd 4:24)	9 (3rd 8:04)
Lead Changes	5	
Times Tied	2	
Time with Lead	35:31	02:22
Points from Turnovers	MOH 23	PIT 19
Paint	MOH 36	PIT 44
Second Chance	MOH 19	PIT 12
Fast Breaks	MOH 14	PIT 8
Bench	MOH 20	PIT 24
Period by Period Scoring		
1st	18	16
2nd	18	27
3rd	16	80
4th	27	71
TOT	PIT 14	5

>> Game 12 at North Carolina



Official Basketball Box Score - Final
Pittsburgh at Cincinnati
12/21/19 Fifth Third Arena, Cincinnati, Ohio
2019-20 Women's Basketball

Game Time: 7:00 PM
Game Duration: 1:43
Attendance: 696

Officials: Eric Brewton, Mark Resch, Tiana Cruise

Pittsburgh - 53

Record: 3-8

NO. Name		Min	FG M/A	3P M/A	FT M/A	Rebounds OR TR	Fouls PF FO	TP	AS	TO	ST	Blocks BS	BA	+/-
11	Cara Judkins	C 14:45	3-3	0-0	1-2	1 2 3	0 2	7	0	2	0	2	0	-8
1	Dayshannette Harris	G 22:03	1-5	0-0	3-4	0 5 5	1 2	5	1	5	2	0	1	-9
2	Aysia Bugg	G 28:15	3-15	2-8	0-0	1 1 1	0 8	4	0	2	1	0	0	-13
5	Amber Brown	G 32:10	5-11	0-0	2-11	2 3 5	0 7	12	3	1	2	2	0	-13
12	Gabbie Green	G 24:18	3-7	2-5	0-0	1 3 4	4 0	8	1	2	0	0	0	-2
23	Rita Igbokwe	22:25	2-5	0-0	1-2	5 4 9	2 1	5	0	2	0	4	0	-15
0	Jahsyni Knight	17:57	0-2	0-0	0-0	0 0 0	0 2	0	0	2	0	0	1	-7
4	Emy Hayford	21:44	1-6	0-2	2-2	1 2 3	3 3	4	0	0	2	0	0	-15
21	Marcella Larmark	05:08	2-3	0-0	0-0	0 0 0	0 0	4	0	1	1	0	1	5
13	Kyla Nelson	05:32	0-1	0-1	0-0	0 0 0	1 0	0	0	1	0	0	0	-1
10	Ismini Prapa	05:43	0-1	0-0	0-0	0 0 0	0 0	0	1	1	0	0	0	-2
Team						3 3 6	0	0	0	0	0	0	0	
Totals			20-59	4-16	9-21	13 23 36	14 15	53	10	17	9	9	3	-16

GAME-BY-GAME BOX SCORES

>> Game 13 vs. Notre Dame



Official Basketball Box Score - Final
Notre Dame at Pittsburgh
01/03/20 Petersen Events Center, Pittsburgh, Pa.
Pitt vs. Notre Dame

Game Time: 12:00 AM
Game Duration: 1:53
Attendance: 1,368

Officials: Bryan Brunette, Tara Cruise, Kevin Dillard

Notre Dame - 60

Record: 6-8 (1-1)

NO. Name		Min	FG MA	3P MA	FT MA	Rebounds OR DR TOT	Fouls FF PD	TP	AS	TO	ST	Blocks BS	+/-
33 Sam Brunelle	F	31:38	4-11	0-3	0-0	0 5 5	1 2 8	2	6	0	4	0	3
30 Mikayla Vaughn	C	28:52	8-19	0-0	1-1	6 3 9	4 1 17	3	1	2	2	2	11
10 Katlyn Gilbert	G	33:36	3-11	0-1	2-2	1 5 6	2 1 8	4	2	2	0	1	3
13 Marta Sniezek	G	35:27	0-5	0-0	1-2	0 0 0	2 3 1	4	2	1	0	1	10
21 Anaya Peoples	G	29:37	3-10	0-0	4-7	5 6 11	4 4 10	2	3	3	1	-3	5
24 Destinee Walker		29:23	5-11	1-4	5-6	1 4 5	2 7 16	1	0	3	0	1	20
2 Kaitlin Cole		07:38	0-1	0-0	0-0	0 0 0	3 0 0	0	1	0	0	0	0
22 Danielle Cosgrove		03:49	0-1	0-0	0-0	0 1 1	2 0 0	0	1	0	0	0	-2
Team						4 5 9	0 0 0	0	2				
Totals			23-69	1-8	13-18	17 29 46	20 18 60	18	16	11	7	8	8

Technical Fouls: NONE

Shooting By Period	1st	2nd	3rd	4th	FT
FG%	41.8	22.2%			
3PT%	0-2	0.0%			
FT%	0-0	0%			
2nd FG%	8-23	34.8%			
3PT%	0-2	0.0%			
FT%	6-7	85.7%			
3rd FG%	6-14	42.9%			
3PT%	1-1	100.0%			
FT%	3-3	100.0%			
4th FG%	5-14	35.7%			
3PT%	0-3	0.0%			
FT%	4-8	50%			
GM FG%	23-69	33.3%			
3PT%	1-8	12.5%			
FT%	13-18	72.2%			

Dead Ball Rebounds: 2, 0

Pittsburgh - 52

Record: 3-10 (0-2)

NO. Name		Min	FG M-A	3P M-A	FT M-A	Rebounds OR DR TOT	Fouls PF FLD	TP	AS	TO	ST	Blocks BS	+/-
11 Cara Judkins	C	23:13	1-6	0-0	0-0	3 2 5	0 0	2	0	0	1	2	0 -15
0 Jahsyni Knight	G	08:03	0-0	0-0	0-0	0 1 1	2 0	0	0	1	1	0	-13
2 Aysia Bugg	G	32:29	0-10	0-0	2-2	1 1 2	4 2	2	5	4	3	1	-4
12 Gabbie Green	G	35:39	4-9	3-6	2-2	1 2 3	3 2	13	1	5	0	0	-11
55 Amber Brown	G	34:10	2-11	0-0	8-14	4 7 11	2 7	12	3	2	1	1	5 -4
1 Dayshannette Harris		22:23	4-14	0-1	1-2	1 3 4	3 3	9	2	5	2	0	0 12
23 Rita Igboke		16:47	3-5	0-0	0-1	3 5 8	2 2	6	0	2	1	4	0 7
4 Emy Hayford		18:10	2-7	0-3	4-4	2 4 6	2 4	0	0	1	0	0	1 -6
13 Kyla Nelson		05:50	0-1	0-0	0-0	0 1 1	0 0	0	0	1	0	0	0 -4
10 Ismini Prapa		03:16	0-0	0-0	0-0	0 1 1	0 0	0	0	0	0	0	0 -2
Team						6 5 11	0	0					
Totals			16-63	3-17	17-25	21 32 53	18 20	52	11	21	9	8 7	-8

Technical Fouls: NONE

Shooting By Period	1st	2nd	3rd	4th	FT
FG%	31.1	27.3%			
3PT%	2-6	33.3%			
FT%	0-0	0%			
2nd FG%	4-12	33.3%			
3PT%	0-3	0.0%			
FT%	6-6	100%			
3rd FG%	6-19	31.6%			
3PT%	1-4	25.0%			
FT%	1-5	20%			
4th FG%	3-21	14.3%			
3PT%	0-4	0.0%			
FT%	10-14	71.4%			
GM FG%	16-63	25.4%			
3PT%	3-17	17.6%			
FT%	17-25	68.0%			

Dead Ball Rebounds: 5, 0

	UND	PIT
Biggest lead	17 (3rd 6:54)	4 (1st 4:51)
Best Scoring Run	13 (3rd 8:55)	8 (3rd 2:18)
Lead Changes	4	
Times Tied	5	
Time with Lead	28:21	08:02

Points from Turnovers	UND	PIT
	18	9
Paint	40	22
Second Chance	8	15
Fast Breaks	14	9
Bench	16	23

Period by Period Scoring	1st	2nd	3rd	4th	TOT
UND	8	22	16	14	60
PIT	8	14	14	16	52

>> Game 14 vs. Boston College



Official Basketball Box Score - Final
Boston College at Pitt
01/05/20 Petersen Events Center, Pittsburgh, Pa.
Pitt vs. Boston College

Game Time: 7:00 PM
Game Duration: 1:53
Attendance: 3,791

Officials: Jennifer Rezac, Bruce Morris, Darryl Humphrey

Boston College - 79

Record: 8-6 (1-2)

NO. Name	Min	FG M-A	3P M-A	FT M-A	Rebounds OR DR TOT	Fouls FOUL	TP	AS	TO	ST	Blocks	+/-
11 Emma Guy	F 38:24	5-9	0-0	1-2	3 6 9	1 1	11	5	2	1	0 1 12	
13 Taylor Soule	F 18:53	4-6	0-0	1-3	2 8 10	5 6	9	1	0	1	0 0 6	
1 Cameron Swartz	G 29:45	4-9	2-3	1-2	1 5 6	0 2	11	1	4	1	0 0 9	
10 Makayla Dickens	G 39:20	11-16	4-6	0-0	1 3 4	2 0	26	8	5	2	0 0 10	
14 Marnelle Garraud	G 34:17	6-12	3-6	3-4	0 1 1	3 4	18	5	2	2 1 2	12	
4 Taylor Orlepp	08:57	0-1	0-0	0-0	0 0 0	0 0	0	0	2	0	0 0 -7	
5 Georgia Pineau	19:31	2-10	0-0	0-0	2 2 4	1 2	4	1	2	1	0 2 3	
23 Milan Bolden-Morris	07:41	0-1	0-0	0-0	0 0 0	0 0	0	1	0	0	0 0 3	
32 Clara Ford	01:08	0-0	0-0	0-0	0 0 0	0 0	0	0	0	0	0 -2	
3 Jaelyn Batts	02:04	0-0	0-0	0-0	0 0 0	0 0	0	1	0	0	0 0 -1	
Team					4 3 7	0	0	1				
Totals		32-64	9-17	6-11	13 28 41	13 16	79	23	18	8	1 5 9	

Technical Fouls: NONE

Shooting By Period	1st	2nd	3rd	4th	FT
FG%	51.9	26.3%			
3PT%	1-4	25.0%			
FT%	2-5	40%			
2nd FG%	10-16	62.5%			
3PT%	3-3	100.0%			
FT%	0-0	0%			
3rd FG%	9-15	60.0%			
3PT%	2-5	40.0%			
FT%	1-2	50%			
4th FG%	8-14	57.1%			
3PT%	3-5	60.0%			
FT%	3-4	75%			
GM FG%	32-64	50.0%			
3PT%	9-17	52.9%			
FT%	6-11	54.5%			

Dead Ball Rebounds: 4, 0

Pitt - 70

Record: 3-11 (0-3)

NO. Name	Min	FG	3P	FT	Rebounds	Fouls	TP	AS	TO	ST	Blocks	+/-
		DR	OR	DR	OR	DR	OR	DR	OR	DR	OR	
11 Cara Judkins	C 19:03	3-8	0-0	1-2	2 4 6	1 2	7	1	0	0	1	-11
0 Jahsyni Knight	G 13:22	2-2	0-0	0-0	1 2 3	1 1	4	3	2	1	0	-6
2 Aysia Bugg	G 27:58	3-9	1-3	3-4	0 1 1	1 2	10	6	0	2	0	4
5 Amber Brown	G 23:31	3-4	0-0	0-0	3 3 6	2 1	6	1	2	1	0	-14
12 Gabbie Green	G 33:16	4-12	4-8	0-0	0 1 1	1 1	12	1	5	0	0	-3
1 Dayshannette Harris	28:43	0-10	0-0	5-6	3 5 8	3 4	5	6	3	2	1	-13
23 Rita Igboke	23:48	6-10	0-0	0-0	3 2 5	3 0	12	1	1	2	2	-7
4 Emy Hayford	15:53	2-7	1-4	0-0	1 1 2	1 0	5	0	1	0	0	-6
21 Marcella Lamark	13:10	4-6	0-1	1-3	1 0 1	3 2	9	2	0	1	1	-3
10 Ismini Prapa	01:16	0-0	0-0	0-0	0 1 1	0 0	0	0	0	0	0	-2
Team					1 0 1	0	0	0	0			
Totals		27-68	6-16	10-15	15 20 35	16 13	70	21	14	9	5 1	-9

Technical Fouls: NONE

Shooting By Period	1st	2nd	3rd	4th	FT
FG%	71.9	36.8%			
3PT%	2-5	40%			
FT%	1-2	50%			
2nd FG%	6-15	40.0%			
3PT%	2-5	40.0%			
FT%	4-4	100%			
3rd FG%	10-21	47.6%			
3PT%	1-3	33.3%			
FT%	0-1	0%			
4th FG%	4-13	30.8%			
3PT%	1-3	33.3%			
FT%	5-8	62.5%			
GM FG%	27-68	39.7%			
3PT%	6-16	37.5%			
FT%	10-15	66.7%			

Dead Ball Rebounds: 3, 0

	BC	Pitt
Biggest lead	11 (3rd 5:54)	10 (1st 4:58)
Best Scoring Run	11 (2nd 6:26)	13 (1st 4:58)
Lead Changes	6	
Times Tied	8	
Time with Lead	24:26	09:37

Points from Turnovers	BC	Pitt
	14	23
Paint	38	38
Second Chance	9	11
Fast Breaks	10	12
Bench	4	31

Period by Period Scoring	1st	2nd	3rd	4th	TOT
BC	13	23	21	22	79
Pitt	17	18	21	14	70

>> Game 15 at Virginia Tech



Official Basketball Box Score - Final
Pitt at Virginia Tech
01/10/20 Cassell Coliseum, Blacksburg, VA
2019-20 Women's Basketball

Game Time: 12:00 AM
Game Duration: 1:44
Attendance: 1,332

Officials: Rod Creech, Fatou Cissoko-Stephens, Kevin Sparrock

Pitt - 56

Record: 3-12 (0-4)

NO. Name	Min	FG	3P	FT	OR	DR	Reb	Fouls	TP	AS	TO	ST	BS	Blocks	+/-
11 Cara Judkins	C 20:46	2-4	0-0	0-0	0	2	2	0	4	2	0	0	2	0	-2
0 Jahsyni Knight	G 16:48	0-2	0-0	0-0	0	4	4	0	1	0	1	2	0	0	-5
2 Aysia Bugg	G 29:54	4-10	2-4	0-0	0	4	4	0	1	10	1	2	0	0	-14
5 Amber Brown	G 28:02	4-9	0-1	2-4	2	7	9	2	2	10	3	2	1	0	-2
12 Gabbie Green	G 28:50	3-9	3-6	0-0	1	3	4	1	0	9	0	0	0	0	-2
1 Dayshannette Harris	22:50	4-10	0-0	1-1	0	1	1	4	2	9	1	7	2	0	-12
4 Emy Hayford	19:04	3-6	1-3	1-2	1	2	3	2	1	8	1	0	0	1	-11
21 Marcella Lamark	08:30	1-2	0-0	0-2	0	2	2	1	3	2	0	1	0	0	-3
23 Rita Igboke	22:42	2-6	0-0	0-0	4	5	9	2	0	4	0	2	0	2	-20
10 Ismini Prapa	02:34	0-1	0-0	0-0	0	0	0	0	0	0	1	0	0	0	-2
Team							2 2 4			0	0				
Totals		23-59	6-15	4-9	10	32	42	12	10	56	9	17	3	5	9 -12

Technical Fouls: NONE

Shooting By Period	
--------------------	--

GAME-BY-GAME BOX SCORES

>> Game 17 vs. Syracuse



Official Basketball Box Score - Final
Syracuse at Pitt
01/19/20 Petersen Events Center, Pittsburgh, Pa.
Pitt vs. Syracuse

Game Time: 5:00 PM
Game Duration: 1:47
Attendance: 1,364

Officials: Jules Gallien, Jennifer Rezac, Sal Echo

Syracuse - 69		Record: 9-8 (3-3)												
NO.	Name	Min	FG	3P	FT	Rebounds	Fouls	TP	AS	TO	ST	Blocks	BS	BA
45	Digna Strautmane	F 38:33	5-14	3-10	0-0	2 7 9	3 0	13	1	2	1	3	0	18
22	Amaya Finklea-Guity	C 19:17	3-8	0-0	0-0	4 2 6	3 1	6	1	0	0	0	0	2
11	Gabrielle Cooper	G 34:25	2-10	2-8	0-0	0 2 2	2 0	6	1	0	3	0	1	14
21	Emily Engstler	G 34:21	4-9	2-4	0-0	5 2 7	2 0	10	3	2	2	4	0	8
23	Klara Lewis	G 40:00	5-16	1-8	8-9	0 5 5	2 5	19	9	0	6	0	0	18
3	Maeva Djaldi-Tabdi	18:21	4-8	0-0	2-4	2 1 3	4 6	10	0	4	0	1	3	13
0	Elmyr Colome	02:40	0-0	0-0	0-0	0 0 0	0 0	0	0	1	0	0	0	-1
1	Talash Washington	04:22	1-1	1-1	0-0	0 1 1	1 0	3	0	0	0	0	0	5
12	Brooke Alexander	05:39	0-0	0-0	0-0	0 1 1	1 0	0	0	1	0	0	0	10
2	Whisper Fisher	02:22	1-1	0-0	0-0	0 0 0	0 0	2	0	1	0	0	0	3
Team						3 3 6		0	1					
Totals			25-67	9-31	10-13	16 24 40	17 12	69	16	11	12	8	4	18

Technical Fouls: NONE

Shooting By Period	
1st FG%	5-15 33.3%
3PT%	5-11 45.5%
FT%	2-2 100%
2nd FG%	11-18 61.1%
3PT%	3-5 60.0%
FT%	2-2 100%
3rd FG%	5-21 23.8%
3PT%	1-10 10.0%
FT%	5-7 71.4%
4th FG%	4-13 30.8%
3PT%	0-5 0.0%
FT%	1-2 50%
GM FG%	25-67 37.3%
3PT%	9-31 29.0%
FT%	10-13 76.9%

Dead Ball Rebounds: 2.0

Pitt - 51		Record: 3-14 (0-6)												
NO.	Name	Min	FG	3P	FT	Rebounds	Fouls	TP	AS	TO	ST	Blocks	BS	BA
11	Cara Judkins	C 21:36	1-2	0-0	0-0	1 2 3	4 1	2	1	3	0	2	0	-14
0	Jahsyni Knight	G 14:37	0-2	0-0	1-2	0 3 3	0 1	1	0	1	0	0	0	-9
2	Aysia Bugg	G 31:06	4-12	4-9	1-2	0 0 0	0 0	2	13	1	2	0	1	-17
5	Amber Brown	G 33:45	0-2	0-0	5-6	2 9 11	2 4	5	0	3	0	0	1	-14
12	Gabbie Green	G 35:20	6-17	2-11	2-2	4 2 6	0 1	16	2	3	0	0	3	-14
1	Dayshannette Harris	21:37	3-11	0-2	2-4	1 1 2	1 5	8	3	10	3	0	2	-14
23	Rita Igbokwe	17:14	0-2	0-0	3-4	3 6 9	3 2	3	1	0	0	0	1	-1
4	Emy Hayford	17:20	0-2	0-0	1-2	1 0 1	0 1	1	0	1	1	0	1	-10
21	Marcella Lamark	07:25	1-2	0-1	0-0	0 2 2	2 0	2	0	1	0	1	0	-7
Team						7 2 9		0	2					
Totals			15-52	6-23	15-22	19 27 46	12 17	51	8	26	4	4	8	-18

Technical Fouls: NONE

Shooting By Period	
1st FG%	8-14 57.1%
3PT%	4-6 66.7%
FT%	2-4 50%
2nd FG%	2-10 20.0%
3PT%	0-5 0.0%
FT%	7-10 70%
3rd FG%	4-15 26.7%
3PT%	2-7 28.6%
FT%	4-4 100%
4th FG%	1-13 7.7%
3PT%	0-5 0.0%
FT%	2-4 50%
GM FG%	15-52 28.8%
3PT%	6-23 26.1%
FT%	15-22 68.2%

Dead Ball Rebounds: 1.0

		SYR	Pitt
Biggest lead	18 (4 th 0:26)	8 (1 st 4:22)	
Best Scoring Run	12 (2 nd 5:07)	7 (1 st 4:22)	
Lead Changes			
Times Tied	2		
Time with Lead	26:15	11:26	

		Points from	SYR	Pitt
Turnovers	29	6		
Paint	28	10		
Second Chance	16	6		
Fast Breaks	9	6		
Bench	15	14		

SYR	17	27	16	9	69
Pitt	22	11	14	4	51

>> Game 18 vs. #8 NC State



Official Basketball Box Score - Final
NC State at Pitt
01/24/20 Petersen Events Center, Pittsburgh, Pa.
2019-20 Women's Basketball

Game Time: 12:00 AM
Game Duration: 1:39
Attendance: 832

Officials: Carla Fountain, Thomas Danaher, Talisa Green

NC State - 88		Record: 18-1 (7-1)												
NO.	Name	Min	FG	3P	FT	Rebounds	Fouls	TP	AS	TO	ST	Blocks	BS	BA
25	Kayla Jones	F 22:30	3-6	2-4	0-0	1 4 5	1 1	8	3	1	0	1	0	29
33	Elissa Cunane	C 17:59	5-8	0-3	2-2	2 6 8	2 2	12	2	1	2	0	0	33
1	Aislinn Konig	G 23:10	3-4	3-4	0-0	0 2 2	1 1	9	4	0	0	0	0	27
3	Kai Crutchfield	G 26:44	3-7	1-4	1-1	0 3 3	0 1	8	2	1	2	0	0	34
11	Jakia Brown-Turner	G 27:40	5-12	1-5	2-3	2 4 6	1 4	13	3	1	1	1	1	30
2	Kaita Ealey	14:24	3-3	1-1	0-0	0 0 0	0 0	7	3	1	2	0	0	15
24	Erika Cassell	10:52	3-6	0-1	1-2	2 4 6	1 1	7	0	0	0	0	0	9
23	Grace Hunter	17:55	1-5	1-3	6-6	2 0 2	1 3	9	2	0	1	0	0	15
5	Jada Boyd	17:50	5-10	0-1	0-0	1 6 7	0 0	10	2	3	2	2	0	15
41	Camille Hobby	10:49	2-4	1-1	0-0	1 1 2	3 2	5	2	0	0	0	0	2
15	Kendall Moore	07:41	0-1	0-1	0-0	0 0 0	1 1	0	0	1	0	0	0	9
40	Katie Wadsworth	02:26	0-1	0-1	0-0	0 0 0	0 0	0	0	0	0	0	0	2
Team						2 4 6		0	0					
Totals			33-67	10-29	12-14	13 34 47	11 16	88	23	9	10	4	1	44

Technical Fouls: NONE

Shooting By Period	
1st FG%	9-20 45.0%
3PT%	2-10 20.0%
FT%	0-0 0%
2nd FG%	7-15 46.7%
3PT%	2-6 33.3%
FT%	2-2 100%
3rd FG%	10-15 66.7%
3PT%	5-7 71.4%
FT%	5-6 83.3%
4th FG%	7-17 41.2%
3PT%	1-6 16.7%
FT%	5-6 83.3%
GM FG%	33-67 49.3%
3PT%	10-29 34.5%
FT%	12-14 85.7%

Dead Ball Rebounds: 2.0

Pitt - 44		Record: 3-15 (0-7)												
NO.	Name	Min	FG	3P	FT	Rebounds	Fouls	TP	AS	TO	ST	Blocks	BS	BA
11	Cara Judkins	C 17:48	0-2	0-0	1-2	2 2 4	0 2	1	1	1	0	0	0	-24
1	Dayshannette Harris	G 34:01	7-21	1-3	1-1	1 2 3	4 1	16	1	4	2	0	0	-19
2	Aysia Bugg	G 21:06	5-9	2-4	0-0	0 0 0	0 0	12	1	0	0	0	0	-19
5	Amber Brown	G 27:55	1-3	0-0	0-0	2 5 7	2 2	2	1	2	0	0	1	-38
12	Gabbie Green	G 27:05	1-6	0-4	1-2	0 2 2	2 1	3	2	2	0	0	0	-18
21	Marcella Lamark	10:52	1-2	1-2	0-0	0 0 0	1 0	3	0	1	0	1	0	-6
23	Rita Igbokwe	24:15	1-4	0-0	1-2	3 7 10	5 1	3	0	2	0	0	0	-20
0	Jahsyni Knight	09:50	1-4	0-0	0-0	1 1 2	1 1	2	1	2	0	0	2	-8
4	Emy Hayford	21:23	1-10	0-4	0-0	2 1 3	1 3	2	1	0	0	0	1	-31
20	Ismini Prapa	06:35	0-0	0-0	0-0	0 0 0	0 0	0	0	2	1	0	0	-15
Team						1 1 2		0	0					
Totals			18-61	4-17	4-7	12 21 33	16 11	44	8	16	3	1	4	-44

Technical Fouls: NONE

Shooting By Period	
1st FG%	7-17 41.2%
3PT%	1-3 33.3%
FT%	0-0 0%
2nd FG%	6-16 37.5%
3PT%	2-6 33.3%
FT%	1-2 50%
3rd FG%	2-15 13.3%
3PT%	0-3 0.0%
FT%	0-0 0%
4th FG%	3-13 23.1%
3PT%	1-5 20.0%
FT%	3-5 60%
GM FG%	18-61 29.5%
3PT%	4-17 23.5%
FT%	4-7 57.1%

Dead Ball Rebounds: 0.0

		NCS	Pitt
Biggest lead	47 (4 th 1:26)	0 (1 st 10:00)	
Best Scoring Run	22 (3 rd 2:41)	6 (2 nd 0:51)	
Lead Changes			
Times Tied	2		
Time with Lead	39:11	00:00	

		Points from	NCS	Pitt
Turnovers	21	2		
Paint	36	16		
Second Chance	18	1		
Fast Breaks	11	8		
Bench	38	10		

Period by Period Scoring					
	1st	2nd	3rd	4th	TOT
NCS	20	18	30	20	88
Pitt	15	15	4	10	44

>> Game 19 at #5 Louisville



Official Basketball Box Score - Final
Pittsburgh at Louisville
01/26/20 KFC Yum! Center, Louisville
2019-20 Women's Basketball

Game Time: 9:02 PM
Game Duration: 1:43
Attendance: 11,624

Officials: Angelica Suffern, Jeffrey Smith, Brandon Enterline

Pittsburgh - 49		Record: 3-16 (0-8)														
NO.	Name	Min	FG	3P	FT	Rebounds	Fouls	TP	AS	TO	ST	Blocks				
			M-A	M-A	M-A	OR	DR	FF	FD			BS	BA			
11	Cara Judkins	C 25:50	3-6	0-0	0-0	4	3	7	1	0	6	0	2	0	0	-40
1	Dayshannette Harris	G 31:15	7-20	1-6	3-4	1	5	6	4	4	18	5	2	0	1	-20
2	Aysia Bugg	G 23:08	3-12	2-10	0-0	0	1	1	1	0	8	1	5	0	0	-15
5	Amber Brown	G 32:05	2-7	0-0	2-2	5	4	9	2	2	6	1	1	0	0	-16
12	Gabbie Green	G 29:56	2-10	2-7	0-0	2	1	3	2	0	6	1	4	0	1	-19
00	Jahsny Knight	11:40	0-0	0-0	0-0	0	0	0	0	1	1	0	1	0	1	-24
23	Rita Igboke	17:17	0-1	0-0	0-0	5	3	8	3	2	0	1	1	1	0	2
4	Emy Hayford	21:27	2-7	1-4	0-0	0	3	3	3	5	0	3	0	0	1	-28
21	Marcella Lamark	04:44	0-1	0-2	0-0	0	1	1	1	1	0	0	0	0	0	-14
10	Ismiri Prapa	02:38	0-0	0-0	0-0	0	1	1	2	0	0	0	0	0	0	4
Team						1	0	1	0							
Totals			19-64	6-28	5-8	22	40	20	13	49	9	22	4	1	4	-34

GAME-BY-GAME BOX SCORES

>> Game 21 vs. #14 Florida State



Official Basketball Box Score - Final
Florida St. at Pitt
 02/01/20 Petersen Events Center, Pittsburgh, Pa.
 2019-20 Women's Basketball

Game Time: 10:00 PM
 Game Duration: 1:44
 Attendance: 2,352

Officials: Eric Brewton, Bruce Morris, Kalle Lukanich

Florida St. - 66

Record: 18-4 (7-4)

NO. Name	Min	FG	3P	FT	Rebounds	Fouls	TP	AS	TO	ST	Blocks	+/-
		M-A	M-A	M-A	OR DR TOT	PF	FD				BS BA	
15 Kiah Gillespie	F 36:55	4-15	2-8	0-0	6 8 14	2 1	10	2	1	0	1 1	27
32 Valencia Myers	F 23:43	2-6	0-0	1-2	2 4 6	3 1	5	2	2	0	1 2	25
10 Nicki Weber	G 17:57	1-4	0-1	0-0	2 2 4	0 0	2	0	1	1	1 0	7
12 Nicki Ekhorn	G 35:11	11-17	3-6	1-3	4 3 7	3 6	25	5	3	1	0 0	29
24 Mo. Jones	G 21:38	0-4	0-0	0-0	0 3 3	2 1	0	1	0	2	1 1	24
1 River Baldwin	G 13:26	2-4	0-0	0-0	1 5 6	2 1	4	0	2	0	3 1	-1
2 Sammie Puiis	G 23:24	4-10	4-9	0-0	1 0 1	0 0	12	0	0	1	0 0	14
4 Amaya Brown	G 04:12	0-0	0-0	0-0	0 0 0	0 0	0	0	0	0	0 0	-8
13 Nausia Woolfolk	G 17:38	1-7	1-3	0-0	2 3 5	2 1	3	2	0	2	0 1	0
34 London Clarkson	G 05:56	0-1	0-0	0-0	2 2 4	0 3	5	0	0	0	0 0	-1
Team					3 1 4			0				
Totals		25-68	7-24	9-14	20 31 51	14 14	66	12	9	7	6 25	

Technical Fouls: NONE

Shooting By Period	1st	2nd	3rd	4th	FT
FG%	5-17	29.4%			
3PT%	0-5	0.0%			
FT%	2-3	66.7%			
2nd FG%	2-16	12.5%			
3PT%	0-5	0.0%			
FT%	4-6	66.7%			
3rd FG%	8-16	50.0%			
3PT%	4-7	57.1%			
FT%	3-4	75%			
4th FG%	10-19	52.6%			
3PT%	3-7	42.9%			
FT%	0-1	0%			
GM FG%	25-68	36.8%			
3PT%	7-24	29.2%			
FT%	9-14	64.3%			

Dead Ball Rebounds: 2 0

Pitt - 41

Record: 4-17 (1-9)

NO. Name	Min	FG	3P	FT	Rebounds	Fouls	TP	AS	TO	ST	Blocks	+/-
		M-A	M-A	M-A	OR DR TOT	PF	FD				BS BA	
11 Cara Judkins	C 18:54	0-4	0-0	0-2	1 1 2	1 1	0	0	2	0	0 1	-25
1 Dayshannette Harris	G 35:38	6-19	2-4	3-4	2 5 7	1 5	17	2	2	1	0 3	-22
2 Aysia Bugg	G 14:22	0-5	0-3	0-0	0 1 1	1 1	0	0	1	0	1 0	-4
5 Amber Brown	G 30:34	0-5	0-0	0-2	2 3 5	0 3	0	1	1	1	0 2	-17
12 Gabbie Green	G 29:20	4-12	2-3	0-0	0 0 0	2 1	12	0	3	0	0 0	-25
23 Rita Igbokwe	G 21:32	2-5	0-0	0-0	2 7 9	2 1	4	0	1	5	0 0	-5
4 Emy Hayford	G 16:27	0-2	0-0	0-0	3 2 5	5 0	0	0	3	0	0 0	-12
0 Jahsyni Knight	G 22:39	0-2	0-0	2-2	1 2 3	1 2	3	1	0	0	0 0	-12
21 Marcella Larmark	G 09:00	2-2	2-2	0-0	0 2 2	1 0	6	1	1	0	0 0	-3
10 Ismini Prapa	G 02:34	0-1	0-0	0-0	0 0 0	0 0	0	0	0	0	0 1	0
Team					3 3 6			0	1			
Totals		14-57	6-17	7-13	14 26 40	14 14	41	7	15	3	6 7	-25

Technical Fouls: NONE

Shooting By Period	1st	2nd	3rd	4th	FT
FG%	1-4	7.1%			
3PT%	0-4	0.0%			
FT%	0-0	0%			
2nd FG%	6-19	31.6%			
3PT%	4-7	57.1%			
FT%	2-5	40%			
3rd FG%	3-10	30.0%			
3PT%	0-2	0.0%			
FT%	5-6	83.3%			
4th FG%	4-14	28.6%			
3PT%	2-4	50.0%			
FT%	0-0	0%			
GM FG%	14-57	24.6%			
3PT%	6-17	35.3%			
FT%	7-13	53.8%			

Dead Ball Rebounds: 4 0

	FSU	Pitt
Biggest lead	29 (4th 2:18)	2 (3rd 9:38)
Best Scoring Run	15 (4th 2:18)	8 (2nd 6:56)
Lead Changes	2	2
Times Tied	2	2
Time with Lead	38:02	00:35

>> Game 22 vs. Georgia Tech



Official Basketball Box Score - Final
Georgia Tech at Pitt
 02/07/20 Petersen Events Center, Pittsburgh, Pa.
 2019-20 Women's Basketball

Game Time: 12:00 AM
 Game Duration: 1:44
 Attendance: 591

Officials: Karen Presto, Jules Gallen, Nic Cappel

Georgia Tech - 77

Record: 15-8 (6-6)

NO. Name	Min	FG	3P	FT	Rebounds	Fouls	TP	AS	TO	ST	Blocks	+/-
		M-A	M-A	M-A	OR DR TOT	PF	FD				BS BA	
4 Anne Francoise Diouf	F 06:32	0-1	0-0	0-0	2 1 3	0 0	0	0	2	0	0 0	2
13 Lorela Cubaj	F 31:35	2-8	0-0	5-6	1 7 8	0 5	9	5	4	1	1 0	23
31 Lotta-Maj Lahtinen	G 13:43	2-6	0-0	2-4	0 0 0	2 3	6	1	2	2	0 1	-2
33 Francesca Pan	G 31:31	4-13	1-6	2-3	0 3 3	2 4	11	5	0	1	0 0	20
41 Kierra Fletcher	G 31:49	4-7	0-0	2-2	3 2 5	3 1	10	4	0	2	0 0	27
2 Jasmine Carson	26:38	5-11	5-10	2-2	2 7 9	2 1	17	2	2	1	0 0	30
20 Nerea Hermosa	30:19	8-10	0-0	0-0	5 2 7	0 3	16	1	2	2	2 0	23
00 Dajjah Jefferson	11:37	1-3	0-0	0-0	2 0 2	0 0	2	1	2	1	0 0	10
12 Kondalia Montgomery	10:08	0-0	0-0	3-4	4 1 5	2 3	3	0	0	0	0 0	7
3 Sarah Bates	06:08	1-3	0-1	1-1	0 0 0	0 1	3	0	0	0	0 0	5
Team					1 0 1			0				
Totals		27-62	6-17	17-22	20 23 43	11 21	77	19	14	10	3 1	29

Technical Fouls: NONE

Shooting By Period	1st	2nd	3rd	4th	FT
FG%	6-12	50.0%			
3PT%	1-2	50.0%			
FT%	1-2	50%			
2nd FG%	6-22	27.3%			
3PT%	2-8	25.0%			
FT%	3-4	75%			
3rd FG%	10-16	62.5%			
3PT%	3-6	50.0%			
FT%	4-5	80%			
4th FG%	5-12	41.7%			
3PT%	0-2	0.0%			
FT%	9-11	81.8%			
GM FG%	27-62	43.5%			
3PT%	6-17	35.3%			
FT%	17-22	77.3%			

Dead Ball Rebounds: 3 0

Pitt - 48

Record: 4-18 (1-10)

NO. Name	Min	FG	3P	FT	Rebounds	Fouls	TP	AS	TO	ST	Blocks	+/-
		M-A	M-A	M-A	OR DR TOT	PF	FD				BS BA	
11 Cara Judkins	C 15:24	3-5	0-0	0-0	1 0 1	3 0	6	0	0	1	0 0	-15
1 Dayshannette Harris	G 23:50	3-8	1-2	1-4	1 1 2	5 3	8	2	5	0	1 0	-15
4 Emy Hayford	G 28:07	3-8	2-4	0-0	1 3 4	2 1	8	4	5	0	1 1	-13
5 Amber Brown	G 30:54	0-4	0-0	0-0	1 2 3	1 1	0	0	0	1	0 1	-21
12 Gabbie Green	G 29:08	3-5	2-3	2-3	0 1 1	1 1	10	0	2	1	0 0	-18
23 Rita Igbokwe	25:10	4-6	0-0	2-3	1 2 3	3 2	10	0	1	3	0 1	-16
0 Jahsyni Knight	27:47	1-6	0-0	2-5	1 4 5	3 3	4	7	6	1	0 0	-31
21 Marcella Larmark	10:30	1-2	0-1	0-0	0 2 2	3 0	2	0	3	0	0 0	-8
10 Ismini Prapa	09:10	0-3	0-1	0-0	0 1 1	0 0	0	1	0	0	0 0	-8
Team					3 1 4			0				
Totals		18-47	5-11	7-15	9 17 26	21 11	48	13	23	7	1 3	-29

Technical Fouls: NONE

Shooting By Period	1st	2nd	3rd	4th	FT
FG%	7-15	46.7%			
3PT%	3-5	60.0%			
FT%	0-1	0%			
2nd FG%	2-12	16.7%			
3PT%	1-2	50.0%			
FT%	1-2	50%			
3rd FG%	6-8	75.0%			
3PT%	0-1	0.0%			
FT%	6-12	50%			
4th FG%	3-12	25.0%			
3PT%	1-3	33.3%			
FT%	0-0	0%			
GM FG%	18-47	38.3%			
3PT%	5-11	45.5%			
FT%	7-15	46.7%			

Dead Ball Rebounds: 5 0

	GT	Pitt
Biggest lead	29 (4th 0:20)	5 (1st 1:24)
Best Scoring Run	14 (3rd 3:14)	5 (1st 7:17)
Lead Changes	6	2
Times Tied	2	2
Time with Lead	30:32	07:54

Points from	GT	Pitt
Turnovers	24	15
Paint	28	20
Second Chance	12	2
Fast Breaks	11	18
Bench	41	16

Period by Period Scoring	1st	2nd	3rd	4th	TOT
GT	14	17	27	19	77
Pitt	17	6	18	7	48

>> Game 23 at Notre Dame



Official Basketball Box Score - Final
Pittsburgh at Notre Dame
 02/09/20 Purcell Pavilion at the Joyce Center, Notre Dame
 2019-20 Women's Basketball

Game Time: 9:00 PM
 Game Duration: 1:53
 Attendance: 7,916

Officials: Billy Smith, Daryl Smith, Jennifer Rezac

Pittsburgh - 52

Record: 4-19 (1-11)

No.	Name	Min	FG M-A	3P M-A	FT M-A	Rebounds OR DR TOT	Fouls PF F	TP	AS	TO	ST	BS BLK	BA	+/-
11	Cara Judkins	C 21:58	2-7	0-0	1-2	1 4 5	2 1	5	0	3	1	0	1	-25
1	Dayshannette Harris	G 19:22	4-14	2-7	4-6	0 2 2	1 6	14	2	1	3	0	0	-5
4	Emy Hayford	G 22:00	0-8	0-6	1-2	1 2 3	4 3	1	1	2	1	0	0	-18
5	Amber Brown	G 34:03	7-8	0-0	3-4	3 4 7	2 6	17	5	2	0	0	0	-15
12	Gabbie Green	G 36:26	2-17	1-12	4-4	1 5 6	0 1	9	1	2	0	0	1	-23
23	Rita Igbokwe	17:17	2-5	0-0	0-0	6 5 11	2 0	4	1	1	1	1	0	-2
00	Jahsyni Knight	25:17	1-4	0-0	0-0	2 2 4	4 2	2	1	1	2	0	0	-8
21	Marcella Larmark	06:42	0-2	0-1	0-0	0 1 1	3 0	0	0	0	0	0	0	-6
10	Ismini Prapa	16:55	0-5	0-2	0-0	0 1 1	0 1	0	0	1	0	0	0	-12
Team						0 3 3	0	0	0	0	0	0	0	
Totals			19-70	3-28	13-18	15 28 43	18 20 52	11	13	8	1	2	22	
Technical Fouls: Knight 2 nd 8 th 4 th														

GAME-BY-GAME BOX SCORES

>> Game 25 at Syracuse



Official Basketball Box Score - Final
Pittsburgh at Syracuse
02/16/20 Conte Center, Syracuse
2019-20 Women's Basketball

Game Time: 6:00 PM
Game Duration: 1:48
Attendance: 3,327

Officials: Mark Hardcastle, Angelica Suffren, Kevin Sparrock

Pittsburgh - 53

Record: 4-21 (1-13)

NO. Name	Min	FG	3P	FT	Rebounds	Fouls	TP	AS	TO	ST	Blocks	+/-
23 Rita Igbokwe	F 21:08	3-5	0-0	1-3	1 3 4	5 3	7	0	1	1	0	-3
1 Dayshannette Harris	G 33:52	7-16	1-5	3-5	0 7 7	2 4	18	3	6	3	0	-8
4 Emy Hayford	G 18:40	0-4	0-0	1-2	3 3 4	2 1	0	0	3	0	0	-16
12 Gabbie Green	G 33:59	5-12	0-0	4-7	0 6 6	1 5	14	1	3	2	1	-14
00 Jahsyni Knight	G 24:25	0-4	0-0	1-2	0 1 1	1 1	1	0	1	3	0	-8
11 Cara Judkins	G 22:44	1-4	0-0	1-3	0 1 1	0 3	3	2	0	0	0	-8
21 Marcella Lamark	G 02:39	1-3	0-1	0-0	0 0 0	1 0	2	0	1	0	0	-4
10 Ismini Prapa	G 09:58	0-1	0-1	0-0	1 0 1	3 0	0	1	0	0	0	-7
Team					2 5 7	0	0	2				
Totals		20-55	1-9	12-22	5 27 32	15 19	53	9	17	9	1	-18

Technical Fouls: NONE

Shooting By Period	1st FG%	2nd FG%	3rd FG%	4th FG%	GM FG%	FT%
1st FG%	5-15 33.3%					
2nd FG%	1-2 50.0%					
3rd FG%	5-15 33.3%					
4th FG%	0-3 0.0%					
GM FG%	20-55 36.4%					
FT%	12-22 54.5%					

Dead Ball Rebounds: 4.0

Syracuse - 71

Record: 14-11 (8-6)

NO. Name	Min	FG	3P	FT	Rebounds	Fouls	TP	AS	TO	ST	Blocks	+/-
45 Digna Strautmane	F 34:37	7-14	3-10	1-1	3 6 9	4 2	16	2	4	2	3	22
22 Amaya Finklea-Guity	C 17:27	1-4	0-0	0-0	1 3 4	4 0	2	0	2	0	1	0
11 Gabrielle Cooper	G 31:10	0-5	0-0	0-0	1 4 5	4 2	0	5	0	1	1	0
21 Emily Engstler	G 32:50	1-7	1-3	2-2	5 9 14	1 1	5	2	2	1	0	15
23 Kiara Lewis	G 36:29	7-14	1-6	4-4	0 6 6	1 3	19	6	2	1	0	22
3 Maeva Djadi-Tabdi	G 14:20	4-5	0-0	2-2	1 0 1	1 3	10	0	3	0	1	0
5 Teisha Hyman	G 15:34	2-9	2-7	2-4	0 1 1	3 2	8	0	2	0	0	-2
1 Taleah Washington	G 05:50	1-1	1-1	0-0	0 0 0	0 0	3	0	0	0	0	3
2 Whisper Fisher	G 04:12	1-1	0-0	1-2	0 3 3	1 1	3	0	1	0	2	0
00 Eleny Colome	G 02:54	0-1	0-1	3-3	0 0 0	0 1	3	0	0	1	0	0
12 Brooke Alexander	G 04:37	0-1	0-1	0-0	0 0 0	0 0	0	0	0	0	0	-2
Team					1 4 5	0	0	1				
Totals		24-61	8-34	15-18	12 36 48	19 15	71	15	17	7	10	18

Technical Fouls: NONE

Dead Ball Rebounds: 1.0

	PIT	SYR
Biggest lead	1 (1 st 8:30)	26 (3 rd 1:55)
Best Scoring Run	10 (4 th 4:18)	9 (1 st 2:00)
Lead Changes	4	
Times Tied	0	
Time with Lead	01:42	37:49

Points from	PIT	SYR
Turnovers	34	22
Paint	2	9
Second Chance	10	8
Fast Breaks	6	27
Bench		

>> Game 27 vs. #3 Louisville



Official Basketball Box Score - Final
Louisville at Pitt
02/23/20 Petersen Events Center, Pittsburgh, Pa.
2019-20 Women's Basketball

Game Time: 7:00 PM
Game Duration: 1:42
Attendance: 2,318

Officials: Denise Brooks, Billy Smith, Sal Eshe

Louisville - 79

Record: 25-3 (14-2)

NO. Name	Min	FG	3P	FT	Rebounds	Fouls	TP	AS	TO	ST	Blocks	+/-
23 Rita Igbokwe	F 28:11	7-10	2-3	1-1	0 10 10	0 2	17	0	0	0	5	1 33
31 Bioncia Dunham	F 20:31	5-12	0-0	0-0	2 2 4	2 0	10	1	0	1	0	26
2 Yacine Diop	G 31:14	7-12	0-1	1-2	3 2 5	1 2	15	5	3	4	0	36
5 Mykasa Robinson	G 35:40	1-2	0-0	0-0	3 5 8	0 0	2	8	1	1	1	0
23 Jazmine Jones	G 27:16	5-9	0-2	2-2	0 1 1	0 1	12	4	1	1	1	0
22 Elizabeth Dixon	G 18:41	0-2	0-0	4-6	2 0 2	4 5	4	2	3	1	0	31
4 Jessica Laemmle	G 13:06	3-5	2-4	1-2	0 0 0	2 1	9	0	1	3	0	-1
12 Lindsey Duvall	G 13:32	2-4	1-3	2-2	0 1 1	0 1	7	0	0	0	0	3
30 Molly Lockhart	G 11:49	0-6	0-0	3-6	2 1 3	4 3	3	1	0	2	1	-1
Team					2 4 6	0	0					
Totals		30-62	5-13	14-21	14 26 40	13 15	79	21	19	13	9	32

Technical Fouls: NONE

Shooting By Period	1st FG%	2nd FG%	3rd FG%	4th FG%	GM FG%	FT%
1st FG%	6-17 35.3%					
2nd FG%	1-3 33.3%					
3rd FG%	10-15 66.7%					
4th FG%	10-18 55.6%					
GM FG%	30-62 48.4%					
FT%	14-21 66.7%					

Dead Ball Rebounds: 4.0

Pitt - 47

Record: 4-23 (1-15)

NO. Name	Min	FG	3P	FT	Rebounds	Fouls	TP	AS	TO	ST	Blocks	+/-
23 Rita Igbokwe	F 24:44	4-6	0-0	0-0	3 3 6	4 3	8	2	2	1	2	-14
1 Dayshannette Harris	G 33:08	3-16	2-6	2-3	1 4 5	3 3	10	2	4	0	0	-32
4 Emy Hayford	G 26:38	2-10	1-3	0-0	1 1 2	1 5	0	2	0	0	3	-31
5 Amber Brown	G 27:37	0-2	0-0	2-4	6 9	3 3	2	3	4	0	1	-20
12 Gabbie Green	G 27:46	4-9	3-6	0-0	1 2 3	0 1	11	0	2	0	0	-16
10 Ismini Prapa	G 18:55	0-7	0-4	0-0	1 2 3	1 0	0	1	3	1	0	-10
11 Cara Judkins	G 16:29	2-2	0-0	2 3 5	0 0	1 4	1	0	0	1	0	-16
00 Jahsyni Knight	G 13:33	2-3	1-1	0-0	0 0 0	0 1	5	0	2	0	0	-7
21 Marcella Lamark	G 11:10	0-3	0-0	2-2	0 1 1	2 2	0	1	2	0	1	-14
Team					3 0 3	0	0	2				
Totals		17-58	7-20	6-9	14 21 35	15 13	47	9	22	4	3	-92

Technical Fouls: NONE

Shooting By Period	1st FG%	2nd FG%	3rd FG%	4th FG%	GM FG%	FT%
1st FG%	5-16 31.3%					
2nd FG%	3-16 18.8%					
3rd FG%	4-14 28.6%					
4th FG%	6-13 46.2%					
GM FG%	17-58 29.3%					
FT%	7-20 35.0%					

Dead Ball Rebounds: 4.0

	UL	Pitt
Biggest lead	41 (4 th 6:44)	3 (1 st 8:26)
Best Scoring Run	16 (2 nd 5:14)	8 (2 nd 3:24)
Lead Changes	1	
Times Tied	0	
Time with Lead	37:18	01:08

Points from	UL	Pitt
Turnovers	26	11
Paint	34	20
Second Chance	13	8
Fast Breaks	22	4
Bench	23	11

>> Game 26 at Boston College



Official Basketball Box Score - Final
Pittsburgh at Boston College
02/21/20 Conte Forum, Boston
2019-20 Women's Basketball

Game Time: 12:00 AM
Game Duration: 1:46
Attendance: 1,289

Officials: Maf Forsberg, Kevin Dilard, Jules Gallen

Pittsburgh - 59

Record: 4-22 (1-14)

NO. Name	Min	FG	3P	FT	Rebounds	Fouls	TP	AS	TO	ST	Blocks	+/-
23 Rita Igbokwe	F 23:28	2-3	0-0	0-0	4 4 8	5 1	4	0	3	0	0	-1
1 Dayshannette Harris	G 29:01	9-26	3-8	6-6	0 6 6	5 5	27	1	4	2	0	-5
4 Emy Hayford	G 20:13	0-2	0-2	0-0	0 1 1	1 2	0	0	1	3	0	-14
5 Amber Brown	G 30:52	2-7	0-0	3-4	2 2 4	3 3	7	0	3	1	0	-8
12 Gabbie Green	G 34:34	4-11	2-5	1-1	2 3 5	3 2	11	1	2	2	0	-1
11 Cara Judkins	G 22:58	1-3	0-0	1-2	2 1 3	0 1	3	1	1	0	0	-4
00 Jahsyni Knight	G 17:54	1-3	0-0	2-2	1 2 3	1 1	4	1	1	0	0	-12
10 Ismini Prapa	G 14:27	1-1	1-1	0-0	0 0 0	0 3	0	0	0	0	0	3
21 Marcella Lamark	G 07:39	0-1	0-0	0-0	0 0 0	0 0	0	0	1	0	0	-6
Team					1 0 1	0	0					
Totals		20-57	6-16	13-15	12 19 31	21 15	59	4	16	8	0	-11

Technical Fouls: NONE

Shooting By Period	1st FG%	2nd FG%	3rd FG%	4th FG%	GM FG%	FT%
1st FG%	4-10 40.0%					
2nd FG%	3-11 27.3%					
3rd FG%	5-16 31.3%					
4th FG%	8-20 40.0%					
GM FG%	20-57 35.1%					
FT%	13-15 86.7%					

Dead Ball Rebounds: 0.0

Boston College - 70

Record: 16-10 (8-6)

NO. Name	Min	FG	3P	FT	Rebounds	Fouls	TP	AS	TO	ST	Blocks	+/-
11 Emma Guy	F 29:19	3-7	0-0	4-4	3 4 7	2 3	10	0	2	2	1	0
13 Taylor Soule	F 30:52	10-13	0-0	2-2	5 7 12	4 6	22	0	1	0	0	8
4 Taylor Ortlepp	G 18:53	0-2	0-0	0-0	2 2 1	1 1	0	3	0	0	0	9
10 Makayla Dickens	G 20:00	2-6	1-5	1-3	1 2 3	1 2	6	1	3	0	0	0
14 Marnelle Garraud	G 27:24	1-8	1-5	0-0	1 2 3	2 2	3	2	2	0	2	0
1 Camaron Swartz	G 25:10	3-8	2-5	1-3	0 4 4	2 2	9	2	2	0	0	14
3 Jaelyn Batts	G 19:19	2-3	0-0	0-3	4 0 4	2 2	4	1	1	0	0	14
5 Georgia Pineau	G 16:09	4-7	0-0	3-4	0 3 3	0 2	11	0	1	2	0	9
31 Milan Bolden-Morris	G 05:45	1-2	1-2	0-0	0 0 0	0 0	0	3	2	0	0	-9
23 Sydney Lowery	G 03:37	0-0	0-0	0-0	0 0 0	0 0	0	0	1	0	0	-7
32 Clara Ford	G 03:32	0-1	0-0	2-2	1 1 2	1 1	2	0	1	0	0	-6
Team					1 2 3	0	0					
Totals		26-57	5-19	13-21	16 27 43	15 21	70	9	16	5	3	11

Technical Fouls: NONE

Dead Ball Rebounds: 4.0

LAST MEETING WITH MIAMI

PITTSBURGH – The Pitt women's basketball team (9-16, 0-11 ACC) dropped another hard-fought game on Sunday afternoon to No. 25 Miami, 65-51, in the Panthers 12th annual Pink The Petersen game at the Petersen Events Center.

The Panthers wore pink jerseys and gave out free pink T-shirts to fans in support of breast cancer research. More than 100 breast cancer survivors were honored on the court at halftime in front of a crowd of 2,495. A portion of each ticket sold was donated to Susan G. Komen Pittsburgh.

Pitt was led offensively by senior Danielle Garven who netted 13 points and six rebounds across 29 minutes while Jasmine Whitney finished off her all-around game with nine points, a season-high eight rebounds, six assists and two steals.

The Hurricanes were able to race out to a 7-1 lead early on before the Panthers got settled in and used a 6-0 run to tie the game, 9-9, at the first media timeout. A pair of contested layups by Cara Judkins tied the game for Pitt. The Panthers closed out the quarter on a 7-4 run as Cassidy Walsh finished off an old fashion three-point play with a jumper and free throw and Garven netted back-to-back jumpers to send the game to the second with Miami leading 19-18.

The Panthers struggled offensively in the second quarter as the Hurricanes were able to outscore Pitt 13-2 in the quarter to take the 32-20 lead into the locker room at halftime.

Pitt was able to open the third quarter with five of the first six points as Judkins finished off a layup and Walsh drilled a three-pointer to bring the Panthers within eight, 33-25. The Hurricanes then responded with a 12-3 run of their own to take over control of the game, 45-28, midway through the third. Judkins finished off a layup in the paint to close the scoring for the Panthers in the third as they went to the final frame trailing Miami 54-35.

Whitney opened the final quarter with a strong drive that resulted in a three-point play after she scored the bucket and was fouled. The Hurricanes responded and pushed their lead to 20, 62-42, but the Panthers didn't back down as Garven finished off a layup, Jaala Henry had a three-point play after a great feed from freshman Jahsyn Knight and Ismini Prapa nailed a three to cut the Pitt deficit to 12, 62-50, midway through the final quarter. The Panthers wouldn't get any closer down the stretch as they fell 65-51 on Sunday.

Walsh finished off her game with eight points, three rebounds, an assist and a steal while Judkins netted eight points and four boards in the loss. Off the bench, Knight notched four points and two boards while Henry finished with three points, three rebounds and a career-high three blocks.

As a team, the Panthers were outscored inside the paint 30-18 for the game while forcing the Hurricanes to turn the ball over 14 times in the game. Pitt turned 14 offensive rebounds into 15 points while also winning the fast break scoring category 7-2.

Official Basketball Box Score -- Game Totals -- Final Statistics

Miami vs Pitt

02/10/19 2:00 at Petersen Events Center, Pittsburgh, Pa.

Miami 65 • (21-5, 9-2 ACC)

#	Player	Total		3-Ptr	Rebounds			PF	TP	A	TO	Blk	Stl	Min
		FG-FGA	FG-FGA		Off	Def	Tot							
21	Hof,Emese	4-8	0-0	3-6	4	7	11	4	11	4	1	4	0	20
32	Mompremier,Beatrice	9-12	0-0	5-7	4	9	13	1	23	0	2	1	1	29
01	Cornelius,Laura	1-6	1-3	2-2	0	4	4	0	5	3	4	0	0	27
03	Banks,Endia	0-5	0-1	2-2	1	7	8	1	2	4	0	0	0	27
05	Gray,Mykea	3-9	2-6	0-0	0	0	0	2	8	1	2	0	1	25
12	Mortensen,Sarah	1-5	1-5	0-0	0	0	0	3	3	2	1	0	0	13
13	Mason,Taylor	0-3	0-2	0-0	1	1	2	1	0	1	0	0	0	21
15	Huston,Jamir	0-1	0-0	2-2	2	0	2	2	2	0	0	0	0	7
20	Marshall,Kelsey	3-7	2-5	0-0	0	0	0	2	8	1	2	0	1	16
23	Ripley,Rebecca	0-3	0-2	0-0	0	0	0	1	0	0	1	0	0	3
25	Prather,Khalia	1-1	0-0	1-2	0	4	4	3	3	0	1	0	0	12
Team					4	1	5							
Totals		22-60	6-24	15-21	16	33	49	20	65	16	14	5	3	200

1st - FG %:	7-14	50.0%	2nd: 3-17	17.6%	3rd: 9-16	56.3%	4th: 3-13	23.1%	Game: 22-60	36.7%	Deadball	
3FG %:	3-7	42.9%	1-7	14.3%	2-6	33.3%	0-4	0.0%	6-24	25.0%	Rebounds	
FT %:	2-4	50.0%	6-8	75.0%	2-3	66.7%	5-6	83.3%	15-21	71.4%	4	

Pitt 51 • (9-16, 0-11 ACC)

#	Player	Total		3-Ptr	Rebounds			PF	TP	A	TO	Blk	Stl	Min
		FG-FGA	FG-FGA		Off	Def	Tot							
01	Danielle Garven	4-12	0-0	5-12	3	3	6	3	13	0	0	0	1	29
11	Cara Judkins	4-10	0-0	0-0	3	1	4	3	8	0	1	0	0	22
03	Jasmine Whitney	3-7	0-2	3-3	1	7	8	3	9	6	2	0	2	28
04	Cassidy Walsh	2-9	1-6	3-3	2	1	3	3	8	1	1	0	1	27
14	Kaui Bradley	0-6	0-5	1-2	1	5	6	3	1	0	3	2	1	25
00	Jahsyn Knight	1-4	0-0	2-2	1	1	2	2	4	1	1	0	0	16
10	Ismini Prapa	1-1	1-1	0-0	0	0	0	0	3	0	0	0	0	5
13	Kyla Nelson	0-5	0-5	2-2	1	0	1	1	2	0	0	0	0	18
22	Jaala Henry	1-5	0-0	1-3	0	3	3	3	1	0	0	3	0	18
32	Kalista Walters	0-1	0-0	0-0	0	0	0	2	0	1	1	1	1	12
Team					2	3	5							
Totals		16-60	2-19	17-27	14	24	38	23	51	10	10	6	6	200

1st - FG %:	7-17	41.2%	2nd: 0-11	0.0%	3rd: 4-15	26.7%	4th: 5-17	29.4%	Game: 16-60	26.7%	Deadball	
3FG %:	0-4	0.0%	0-5	0.0%	1-6	16.7%	1-4	25.0%	2-19	10.5%	Rebounds	
FT %:	4-5	80.0%	2-4	50.0%	6-8	75.0%	5-10	50.0%	17-27	63.0%	7	

Officials: Carla Fountain, Linda Miles, Bobby Ray

Technical fouls: Miami-None. Pitt-None.

Attendance: 2495

Score by periods	1st	2nd	3rd	4th	Total
Miami	19	13	22	11	65
Pitt	18	2	15	16	51

Last FG - UM 4th-05:28, UP 4th-01:30.
Largest lead - UM by 20 4th-06:56, UP None.
UM led for 38:42, UP led for 00:00. Game was tied for 00:38.

Score tied - 1 time.
Lead changed - 0 times.

Team Stats (2/10/19) - Pittsburgh, Pa.

PITT	MIAMI
16-60	22-60
.267	.367
2-19	6-24
.105	.250
38	49
10	16
10	14
6	5
6	3
12	11
15	14
18	30
7	2
12	16

POINT DIFFERENTIAL CHART

MARGIN	1	2	3	4	5	6	7	8	9	10	11	12	13	14	15	16-19	20-29	30-39	40-49	50+
WINS	-	-	-	-	1	-	-	2	1	-	-	-	-	-	-	-	-	-	-	-
LOSSES	-	-	1	-	1	-	-	3	2	1	2	1	-	-	-	6	4	2	1	-

THE LAST TIME IT HAPPENED...

TEAM

Played a ranked team:	2/23/20 vs. No. 5 Louisville (L, 79-47)
Beat a ranked team:	3/21/15 vs. No. 17 Chattanooga (51-40)
Played a top-10 team:	2/23/20 vs. No. 5 Louisville (L, 79-47)
Beat a top-10 team:	1/8/15 vs. No. 8/6 North Carolina (84-59)
Played a top-5 team:	2/23/20 vs. No. 5 Louisville (L, 79-47)
Beat a top-5 team:	Never
Won an overtime game:	12/21/18 vs. Saint Francis (PA) (78-75 OT)
Lost an overtime game:	1/16/20 at Clemson (75-67 OT)
Played two or more overtimes:	1/10/16 vs. NC State (78-76 3OT)
Played three overtimes:	1/10/16 vs. NC State (78-76 3OT)
Played four overtimes:	Never
Won an ACC home game:	1/30/20 vs. Wake Forest (53-48)
Won an ACC road game:	2/28/19 at Wake Forest (70-64)
Won an ACC Tournament game:	3/2/16 vs. North Carolina (82-72 OT)
Won a non-conference road game:	12/29/18 at Duquesne (66-58)
Won a non-conference neutral site game:	11/30/19 vs. Ole Miss (58-50)
Lost an ACC home game:	2/23/20 vs. No. 5 Louisville (L, 79-47)
Lost a non-conference home game:	12/17/19 vs. Miami (OH) (80-71)
Scored 100+ points:	12/29/02 vs. Norfolk State (W, 104-78)
Scored 100+ points in regulation:	12/29/02 vs. Norfolk State (W, 104-78)
Allowed 100+ points:	1/3/19 at No. 2 Notre Dame (L, 100-44)
Scored 90+ points:	2/14/19 vs. North Carolina (W, 91-78)
Allowed 90+ points:	1/3/19 at No. 2 Notre Dame (L, 100-44)
Scored 80+ points:	11/11/19 vs. Central Connecticut State (W, 81-73)
Scored 50 points or fewer:	2/23/20 vs. No. 5 Louisville (L, 79-47)
Allowed 50 points or fewer:	1/30/20 vs. Wake Forest (W, 53-48)
Scored 40 points or fewer:	3/3/19 vs. No. 3 Louisville (L, 67-40)
Allowed 40 points or fewer:	11/9/18 vs. New Orleans (W, 90-38)
Made 10+ 3-pointers:	11/6/19 at UCF (10)
Allowed 10+ 3-pointers:	1/23/20 vs. No. 8 NC State (10)
Made 20+ free throws:	11/11/19 vs. Central Connecticut State (21)
Opponent made 20+ free throws:	1/24/19 vs. Virginia (21)
Shot 60 percent from the field:	12/29/12 at Buffalo (.603)
Opponent shot 60 percent from the field:	3/3/16 vs. Miami (.600)
Shot 50 percent from the field:	2/14/19 vs. North Carolina (.590)
Opponent shot 50 percent from field:	1/3/19 at No. 2 Notre Dame (.523)
Shot less than 30 percent:	2/23/20 vs. No. 5 Louisville (.293)
Shot less than 20 percent:	2/28/16 at Louisville (.192)
Shot 60 percent from 3-point range:	2/28/19 at Wake Forest (.667)
Shot 50 percent from 3-point range:	11/6/19 at UCF (.500)
Opponent shot 50 percent from 3-point range:	11/16/17 vs. Duquesne (.571)
Shot 100 percent from the free throw line:	11/21/17 at Cincinnati (7-7)
Shot 90 percent from the free throw line:	11/21/17 at Cincinnati (1.000)
Had 50+ rebounds:	1/16/20 at Clemson (55)
Allowed 50+ rebounds:	2/9/20 at Notre Dame (50)
Had 25+ assists:	11/9/18 vs. New Orleans (28)
Had 30+ assists:	11/23/16 vs. Slippery Rock (32)
Had five or fewer turnovers:	11/21/16 vs. Loyola Maryland (5)
Had 25+ turnovers:	1/19/20 vs. Syracuse (26)
Forced 25+ turnovers:	2/21/19 at No. 18 Syracuse (25)
Had 10+ blocks:	12/9/17 vs. UNCW (12)
Allowed 10+ blocks:	2/16/20 at Syracuse (10)
Had 15+ steals:	2/28/19 at Wake Forest (17)
Allowed 15+ steals:	1/14/16 at Syracuse (20)

INDIVIDUAL

40+ points:	12/21/08, Shavonte Zellous vs. Florida (42)
30+ points:	2/16/17, Brenna Wise vs. Virginia Tech (31)
20+ points:	2/20/20, Dayshannette Harris at Boston College (27)
Two Panthers 20+ points:	2/14/19 vs. North Carolina
	Danielle Garven (27), Cassidy Walsh (22)
Five+ Panthers 10+ points:	11/25/17 vs. Arkansas State (6)
	Yacine Diop (16), Kauai Bradley (13), Cassidy Walsh (12),
	Alayna Gribble (11), Pika Rodriguez (11), Kalista Walters (10)
Double-Double:	2/13/20, Rita Igbokwe vs. Duke
	15 points, 11 rebounds
Double-Double (pts/assists):	2/28/19, Jasmine Whitney at Wake Forest
	19 points, 12 assists
Two Panthers with double-doubles:	12/9/17 vs. UNCW
	Yacine Diop (22 pts, 10 rebs), Kalista Walters (12 pts, 11 rebs),
Three Panthers with double-doubles:	3/2/16 vs. North Carolina
	Brenna Wise (25P, 10R), Stasha Carey (15P, 10R), Yacine Diop (14P, 12R)
Triple-Double:	2/9/02, Laine Selwyn vs. St. John's
	12 points, 11 rebounds, 10 assists
Opponent double-double:	2/23/20 vs. No. 5 Louisville
	Kylee Shook (17 points, 10 rebounds)
Opponent triple-double:	2/3/19, Haley Gorecki, Duke
	16 points, 10 rebounds, 10 assists
Opponent 40+ points:	12/5/19, Kamaria McDaniel, Penn State (40)
Opponent 30+ points:	12/5/19, Kamaria McDaniel, Penn State (40)
Opponent 20+ points:	2/20/20, Taylor Soule, Boston College (22)
15+ rebounds:	11/29/19, Rita Igboekwe vs. Ohio (18)
Opponent 15+ rebounds:	1/31/19, Regan Magarity, Virginia Tech (17)
10+ assists:	2/28/19, Jasmine Whitney at Wake Forest (12)
Opponent 10+ assists:	2/21/19, Tiana Mangakahia, #18 Syracuse (12)
Seven or more blocks:	1/18/15, Monica Wignot at Georgia Tech (9)
Six or more blocks:	11/29/19, Rita Igboekwe vs. Ohio (6)
Opponent six or more blocks:	12/29/18, Kadri-Ann Lass, Duquesne (6)
Five or more steals:	2/28/19, Cassidy Walsh at Wake Forest (5)
Two players with 5+ steals:	1/13/19, Jasmine Whitney (6), Kauai Bradley (5)
Opponent 5+ steals:	1/26/20, Jazmine Jones, at No. 5 Louisville (5)



Pitt put up a program-record 91 points in an ACC game against North Carolina inside the Petersen Events Center on 2/14/19.

PLAYER SEASON & CAREER HIGHS

2019-20	CAREER
0 - Jahsyni Knight	
Pts 6 vs. Fairleigh Dickinson (11/19/19)	6, 3x; last vs. Fairleigh Dickinson (11/19/19)
Rebs 7 at Clemson (1/16/20)	Same
Asts 7 vs. Georgia Tech (2/6/20)	Same
Blks 1 vs. Duquesne (11/23/19)	Same
Stls 3 at Syracuse (2/16/20)	4 at Northwestern (11/29/18)
Mins 28 vs. Georgia Tech (2/6/20)	Same

1 - Dayshanette Harris	
Pts 27 at Boston College (2/20/20)	Same
Rebs 8 vs. Boston College (1/5/20)	Same
Asts 6, 3x; last at Virginia (2/27/20)	Same
Blks 3 vs. Wake Forest (1/30/20)	Same
Stls 4 at Penn State (12/5/19)	Same
Mins 36 vs. #14 Florida St. (2/1/20)	Same

2 - Aysia Bugg	
Pts 26 vs. Central Conn. St. (11/11/19)	Same
Rebs 5; 2x; last vs. Ole Miss (11/30/19)	7, 2x; last vs. VT (2/16/17)
Asts 6 vs. Boston College (1/5/20)	10, 2x; last vs. UNC (2/18/16)
Blks 1; 5x; last vs. #14 Florida St. (2/1/20)	2, 3x; last at #6/6 Notre Dame (1/12/17)
Stls 3 vs. Notre Dame (1/2/20)	5 at Saint Francis (Pa.) (11/16/15)
Mins 38, 2x; last at Penn State (12/5/19)	39 vs. NC State (1/10/16)

4 - Emy Hayford	
Pts 13 vs. Georgetown (11/16/19)	Same
Rebs 10 vs. Fairleigh Dickinson (11/19/19)	Same
Asts 4, 2x; last vs. Duke (2/13/20)	Same
Blks 1, 3x; last at Virginia Tech (1/9/20)	Same
Stls 3 at Boston College (2/20/20)	Same
Mins 33 vs. Duke (2/13/20)	Same

5 - Amber Brown	
Pts 17 at Notre Dame (2/9/20)	Same
Rebs 13 at UNC (12/30/19)	Same
Asts 5 at Notre Dame (2/9/20)	Same
Blks 2; 2x; last at Cincinnati (12/21/19)	Same
Stls 3, 2x; last at Virginia (2/27/20)	Same
Mins 37 vs. Stony Brook (12/8/19)	Same

10 - Ismini Prapa	
Pts 8 at UCF (11/6/19)	Same
Rebs 4 vs. Duke (2/13/20)	Same
Asts 2 vs. Central Conn. St. (11/11/19)	2, 2x; last vs. Central Conn. St. (11/11/19)
Blks 1 at Virginia (2/27/20)	1, 2x; last at Virginia (2/27/20)
Stls 1, 7x; last vs. #5 Louisville (2/23/20)	2 vs. Virginia Tech (1/31/19)
Mins 19 vs. #5 Louisville (2/23/20)	24 at #4 Louisville (1/27/19)

11 - Cara Judkins	
Pts 10, 2x; last at UNC (12/30/19)	18 vs. Virginia (1/24/19)
Rebs 13 vs. Duquesne (11/23/19)	13, 2x; last vs. Duquesne (11/23/19)
Asts 2, 2x; last at Syracuse (2/16/20)	2, 3x; last at Syracuse (2/16/20)
Blks 3, 2x; last vs. Wake Forest (1/30/20)	3, 6x; last vs. Wake Forest (1/30/20)
Stls 1, 7x; last vs. Duke (2/13/20)	2 at Georgetown (11/19/18)
Mins 31 at UCF (11/6/19)	31 at UCF (11/6/19)

2019-20	CAREER
12 - Gabbie Green	
Pts 23 vs. Miami (OH) (12/17/19)	Same
Rebs 10 vs. Duquesne (11/23/19)	Same
Asts 3, 2x; last vs. Ole Miss (11/30/19)	Same
Blks -	-
Stls 4 at UCF (11/6/19)	Same
Mins 40, 2x; last at Virginia (2/27/20)	Same

13 - Kyla Nelson	
Pts 3 vs. Miami (OH) (12/17/19)	14 at #10/11 WVU (12/7/17)
Rebs 1 vs. Miami (OH) (12/17/19)	6, 2x; last at Duquesne (12/29/18)
Asts 2 vs. Miami (OH) (12/17/19)	6 vs. Arkansas State (11/25/17)
Blks -	1, 5x; last vs. Virginia (1/20/19)
Stls -	3, 2x; last at Clemson (2/1/18)
Mins 12 vs. Miami (OH) (12/17/19)	36 vs. Georgia Tech (1/14/18)

14 - Cynthia Ezeja	
Pts -	-
Rebs -	-
Asts -	-
Blks -	-
Stls -	-
Mins -	-

21 - Marcella Lamark	
Pts 9 vs. Boston College (1/5/20)	Same
Rebs 5 vs. Stony Brook (12/8/19)	Same
Asts 2 vs. Boston College (1/5/20)	Same
Blks 1, 3x; last vs. #8 NC State (1/23/20)	Same
Stls 2 vs. #5 Louisville (2/23/20)	Same
Mins 13 vs. Boston College (1/5/20)	Same

23 - Rita Igboke	
Pts 15 vs. Duke (2/13/20)	Same
Rebs 18 vs. Ohio (11/29/19)	Same
Asts 2 vs. #5 Louisville (2/23/20)	Same
Blks 6 vs. Ohio (11/29/19)	Same
Stls 3, 2x; last vs. Georgia Tech (2/6/20)	Same
Mins 32 vs. Duke (2/13/20)	Same

SINGLE GAME RECORDS...

INDIVIDUAL

FIELD GOALS ATTEMPTED

	FGA	Player	Date	Opponent
1.	31	Wanda Randolph	12/16/77	vs. Tennessee
	31	Brianna Kiesel	2/6/13	vs. Providence
3.	30	Wanda Randolph	2/23/79	vs. Rutgers
	30	Wanda Randolph	12/21/78	vs. Clemson
5.	29	Debbie Lewis	3/4/78	vs. Penn State

FIELD GOAL PERCENTAGE (MIN 8 MADE)

	FG%	Player (FGM-A)	Date	Opponent
1.	1.000	Kalista Walters (12-12)	12/31/17	vs. Chicago State
2.	.875	Lorri Johnson (14-16)	12/19/88	vs. Cleveland State

3FG MADE

	3FGM	Player	Date	Opponent
1.	7	Alayna Gribble	1/14/18	vs. Georgia Tech
	7	Alayna Gribble	2/2/17	at Syracuse
	7	Abby Dowd	1/14/12	at DePaul
	7	Haley Harguth	1/15/02	at Rutgers
	7	Haley Harguth	1/12/02	vs. Boston College
	7	Erin Maloy	2/1/92	vs. Providence
	7	Lorri Johnson	2/7/90	vs. Seton Hall

3FG ATTEMPTED

	3FGA	Player	Date	Opponent
1.	18	Erin Maloy	1/11/92	vs. Miami

3FG PERCENTAGE (MIN 4 MADE)

	3FG%	Player (3FGM-A)	Date	Opponent
1.	1.000	Jasmine Whitney (5-5)	11/12/16	vs. Mount St. Mary's
	1.000	Aysia Bugg (5-5)	11/27/15	vs. Old Dominion
3.	1.000	Shayla Scott (4-4)	12/31/10	at Central Michigan
	1.000	Ashlee Anderson (4-4)	12/31/10	at Central Michigan

FREE THROWS MADE

	FTM	Player	Date	Opponent
1.	16	Laine Selwyn	2/26/02	vs. Providence

FREE THROWS ATTEMPTED

	FTA	Player	Date	Opponent
1.	19	Jennifer Bruce	2/13/85	vs. Seton Hall

FREE THROW PERCENTAGE

	FT%	Player	Date	Opponent
1.	1.000	Brenna Wise (13-13)	2/16/17	vs. Virginia Tech
	1.000	Brianna Kiesel (12-12)	2/5/15	at NC State
	1.000	Shavonte Zellous (12-12)	3/3/07	vs. Cincinnati
4.	1.000	Latia Howard (11-11)	12/21/96	vs. Duquesne
5.	1.000	Brianna Kiesel (10-10)	2/1/15	vs. Miami
6.	1.000	Jennifer Shingler (10-10)	1/30/90	vs. Providence

POINTS

	Pts.	Player	Date	Opponent
1.	45	Lorri Johnson	12/18/90	vs. Kent State
2.	42	Shavonte Zellous	12/21/08	vs. Florida
3.	39	Lorri Johnson	11/29/90	vs. Duquesne
	39	Lorri Johnson	1/11/89	vs. Syracuse
	39	Wanda Randolph	1/22/77	vs. Mercer

REBOUNDS

	Rebs.	Player	Date	Opponent
1.	30	Debbie Jones	12/13/75	vs. Glassboro
2.	25	Wanda Randolph	2/18/77	vs. Lock Haven
3.	23	Pam Piklasevich	1/30/80	vs. Syracuse
	23	Wanda Randolph	2/24/77	vs. Edinboro
	23	Debbie Jones	2/28/76	vs. Temple

ASSISTS

	Asts.	Player	Date	Opponent
1.	16	Laine Selwyn	12/30/01	vs. St. Francis
	16	Kim Tirik	1/18/84	vs. West Virginia
	16	Debbie Lewis	1/30/78	vs. La Salle
4.	15	Debbie Lewis	2/6/82	vs. Cleveland State
5.	14	Three players tied		

BLOCKS

	Blks.	Player	Date	Opponent
1.	11	Wanda Randolph	2/10/78	vs. St. Joseph's
2.	10	Wanda Randolph	2/24/77	vs. Edinboro
3.	9	Monica Wignot	1/15/15	at Georgia Tech
	9	Renita Aughburns	1/16/80	vs. Edinboro
	9	Wanda Randolph	2/22/78	vs. Edinboro

STEALS

	Stls.	Player	Date	Opponent
1.	10	Debbie Lewis	11/30/80	vs. Wyoming
2.	9	Laine Selwyn	1/15/03	vs. Virginia Tech
	9	Carol Morton	1/14/95	vs. Boston College
	9	Debbie Lewis	12/6/80	vs. DePaul
	9	Debbie Lewis	1/26/80	vs. Maryland



Wanda Randolph is the only Panther in program history to record double digit blocks in a game as she recorded a preprogram record 11 swats vs. St. Joseph's in 1978 and 10 rejections against Edinboro in 1977.



LANCE WHITE

HEAD COACH | 2ND SEASON | TEXAS TECH '96

Lance White enters his second season at the helm of the Panthers in 2019-20 after being named as the ninth head coach in Pitt women's basketball history on April 19, 2018.

Heading into the 2019-20 campaign, White will be looking for major impacts from his first signing class, a highly-touted class of seven student-athletes. A pair of transfers and five freshman highlight a class that White is hoping will turn the Pitt program back into an ACC and national contender.

The five player freshmen class consists of 2000+ point scorer Dayshanette Harris, Arkansas State Champion and All-State performer Amber Brown, three star forward Rita Igbokwe and a pair of International student-athletes, Emy Hayford (Netherlands) and Cynthia Ezeja (Greece).

The two transfers include NJCAA All-American Gabbie Green and center Marcel-la Lamark who comes to Pitt from Texas Tech.

White notched his first career head coaching victory in the Panthers second game of the season on Nov. 9, 2018 as he led Pitt to the dominant 90-38 victory over New Orleans, their seventh largest defeat in program history and their largest in over a decade.

White collected his first ACC victory on Feb. 14, 2019 when the Panthers knocked off the North Carolina Tar Heels inside the Petersen Events Center, 91-78. The 91 points scored for the Panthers were their most scored in a game since 2014 and their most ever in an ACC contest. Another historic win for the Panthers during White's first season was the road victory over Duquesne in the City Game as they downed the Dukes by the score of 66-58.

With White at the helm, Pitt upped its offensive efficiency as they had four players average over 9.5 points/game including leading scorer Danielle Garven who finished off her impressive senior campaign averaging a career-high 11.8 points and 4.3 rebounds. Fellow senior Cassidy Walsh also had a great season under White's watchful eye as she quadrupled her scoring production from her junior season, averaging a career-high 9.7 points/game for the Panthers. Pitt also posted the fourth best season in school history from behind the arc as they connected on 32.7% from behind the arc while also bumping up their rebounding average to 35.5 rebounds/game.

Off the court, White had a pair of student-athletes, Jasmine Whitney and Cassidy Walsh, named to the All-ACC Academic Team, the most for Pitt since 2015 when they placed three on the team.

THE WHITE FILE COACHING HIGHLIGHTS

- Earned first career victory as a head coach on Nov. 9, 2018 as Pitt downed New Orleans 90-38.
- Notched his first ACC of his head coaching career on Feb. 14, 2019 as the Panthers beat North Carolina, 91-78 at the Petersen Events Center.
- Named WBCA National Assistant Coach of the Year in 2017.
- Made five appearances in the NCAA Sweet 16 as an assistant coach.
- Coached 10 WNBA draft picks and 37 All-ACC award winners in his coaching career.

COACHING EXPERIENCE

- Head Coach, Pitt, 2018-Pres.
- Associate HC, FSU, 2012-18
- Assistant coach, FSU, 2003-12
- Assistant coach, Texas Tech, 1998-03
- GA coach, Texas Tech, 1996-98
- Team manager, Texas Tech, 1992-96

EDUCATION

Undergraduate Degree: B.S. exercise & sport science

Graduate Degree: M.S. sports administration

Alma Mater: Texas Tech '96, '98

PERSONAL

Hometown: Spur, Texas

Family: Married to Melanie White; has two children: Vivian & Quentin

White came to Pitt after spending 15 years at Florida State, where he helped the Seminoles to a 350-145 (.707) record, including 12 seasons of 20+ wins.

During his final season at Florida State (2017-18), the Seminoles posted 25 or more wins for the fourth consecutive season, finishing with a 26-7 overall record and averaged the second-most points in a season in program history with 81.0 points per game. It was just the second time FSU averaged 80 or more points per game in a season. The team ranked in the Top 20 nationally in field goal percentage (20th), offensive rebounds per game (16th), rebound margin (sixth), rebounds per game (11th), scoring margin (10th) and scoring offense (13th). The Seminoles led the ACC in rebounding offense (42.8), rebounding margin (+10.0) and offensive rebounding percentage (41.4 percent).

During his time at FSU, 10 players were selected in the WNBA Draft, eight earned ACC All-Defensive team honors and 37 earned all-conference awards. He helped the Seminoles reach the NCAA Tournament in 13 of the past 14 years, while the team won at least one NCAA Tournament game in each of its past 15 appearances.

For his standout coaching efforts during the 2016-17 season, White was named the Women's Basketball Coaches Association (WBCA) National Assistant Coach of the Year.

White helped FSU reach new levels of success and brought an infectious energy to the program. He directed the Seminole defense and offense during his tenure in addition to being one of the country's top recruiters.

Florida State captured back-to-back regular season ACC co-titles in 2010 and 2011, and advanced to the 2010 NCAA Tournament Elite Eight. After serving as assistant coach for the first nine seasons in Tallahassee, White was promoted to associate head coach in advance of the 2012-13 campaign.

Prior to FSU, White spent 11 seasons at Texas Tech, including five years as an assistant coach with the Lady Raiders' top-10 program under legendary head coach Marsha Sharp. With White on staff, Texas Tech won three Big 12 championships and advanced to seven consecutive NCAA Tournaments, including five Sweet 16 and two Elite Eight appearances. He was a student assistant on Tech's 1993 national championship team and a graduate assistant coach for two seasons before being elevated to a full-time coach in 1998.

While in Lubbock, White worked with some of the best players the game has ever seen, including National Player of the Year and three-time WNBA MVP Sheryl Swoopes as well as Plenette Pierson, who was named 2007 WNBA Sixth Woman of the Year.

A 1996 graduate of Texas Tech, White earned his bachelor's degree in exercise and sports science. He went on to receive a master's degree in sports administration in August 1998. He attended Lubbock Christian University for three semesters before transferring to Texas Tech in January 1993.

He is married to the former Melanie Smith. The Whites are the proud parents of Quentin and Vivian.

WHITE YEAR-BY-YEAR

YEAR	OVERALL	PCT	CONF	PCT	POSTSEASON
1998-99	30-4	.882	14-2	.875	NCAA Sweet 16
1999-00	28-5	.848	13-3	.813	NCAA Elite Eight
2000-01	25-7	.781	13-3	.813	NCAA Sweet 16
2001-02	20-12	.625	8-8	.500	NCAA Sweet 16
2002-03	29-6	.829	13-3	.813	NCAA Elite Eight
2003-04	15-15	.500	7-9	.438	WNIT Second Round
2004-05	24-8	.750	9-5	.643	NCAA Second Round
2005-06	20-10	.667	10-4	.714	NCAA Second Round
2006-07	24-10	.706	10-4	.714	NCAA Sweet 16
2007-08	19-14	.576	7-7	.500	NCAA Second Round
2008-09	26-8	.765	12-2	.857	NCAA Second Round
2009-10	29-6	.829	12-2	.857	NCAA Elite Eight
2010-11	24-8	.750	11-3	.786	NCAA Second Round
2011-12	14-17	.452	6-10	.375	--
2012-13	23-10	.697	11-7	.611	NCAA Second Round
2013-14	21-12	.636	7-9	.438	NCAA Second Round
2014-15	32-5	.865	14-2	.875	NCAA Elite Eight
2015-16	25-8	.758	13-3	.813	NCAA Sweet 16
2016-17	28-7	.800	13-3	.813	NCAA Elite Eight
2017-18	26-7	.788	12-4	.750	NCAA Second Round
2018-19	10-21	.323	2-14	.125	--
2019-20	4-24	.143	1-16	.059	--




ON THE PITT BENCH



TERRI MITCHELL

Associate Head Coach | Duquesne, 1989

- » Second season at Pitt serving as associate head coach under head coach Lance White.
- » Came to Pittsburgh after 18 seasons (1996-2014) as head coach at Marquette. Finished her time with the Golden Eagles as the program's all-time winningest head coach with a 348 career victories and advanced to the postseason 15 times.
- » She is a Harrisburg, PA native and was a four-year letterwinner and co-captain at Duquesne from 1985-89.



JOSH PETERSEN

Assistant Coach | Florida State, 2012

- » Second season at Pitt serving as assistant coach under head coach Lance White.
- » Previously served as Assistant Coach at UNC Asheville for four seasons under Brenda Mock Kirkpatrick.
- » Spent six seasons at Florida State under the tutelage of White, two as graduate assistant and four as head team manager.
- » A native of Abernathy, TX, Petersen's middle school teacher at Hoover Middle School was White's wife, Melanie White.



BRIDGETTE MITCHELL

Assistant Coach | Duke, 2010


- » First season at Pitt serving as assistant coach under head coach Lance White.
- » Served as an assistant coach and recruiting coordinator at James Madison for the past three seasons.
- » Helped the Dukes post a 78-26 (.750) overall record and three WNIT appearances.
- » She played collegiately at Duke after earning McDonalds All-American and New Jersey Gatorade Player of the Year honors.



RHEN VAIL

Strength & Conditioning Coach | Ohio State, 2011


- » Second season at Pitt serving as strength and conditioning coach under head coach Lance White.
- » Came to Pittsburgh after serving as the men's and women's basketball performance coach at Kent State (2016-18).
- » While at Kent State, Vail was a part of 12 MAC Championships and trained 13 MLB draft picks and 30 NFL draft picks.
- » Vail earned his degree from Ohio State where he served as a student intern for the Buckeyes football strength staff for three seasons.



BRITTANY BUCHHEIT

Athletic Trainer | California University of Pennsylvania, 2012

- » First season at Pitt serving as athletic trainer under head coach Lance White.
- » Previously served as the athletic trainer for the Binghamton women's basketball team for the past four seasons.
- » Served as an intern athletic trainer at Binghamton before being promoted to full time in 2014.
- » She is a native of St. Mary's, PA and earned her graduate degree from California University of Pennsylvania in 2014.



ALI HOESLY

Director of Basketball Operations | Rutgers, 2016

- » Second season at Pitt serving as the director of basketball operations under head coach Lance White.
- » Previously served as assistant director of basketball operations and executive assistant to the head coach at Florida State.
- » Prior to her time at FSU, she was the head student manager for the Rutgers women's basketball team for two seasons.
- » Also served as an operations intern for the Washington Mystics in the WNBA in 2015.



SEAN SULLIVAN

Director of Video | Iowa, 2015

- » First season at Pitt serving as director of video under head coach Lance White.
- » Previously served as the director of scouting & digital technology at Penn State for two seasons.
- » Before Penn State, he spent two seasons at Iowa as the video coordinator for the women's basketball program.
- » A 2015 graduate of Iowa, he served as a four-year student manager and video assistant for the Hawkeyes WBB program.




SHEANA VEGA

Director of Recruiting Operations | Liberty, 2017

- » Second season at Pitt serving as director of recruiting operations under head coach Lance White.
- » Prior to Pitt, she was a four-year member of the women's basketball team at Liberty (2014-18).
- » At Liberty, she helped the Flames earn two Big South Tournament Championships & NCAA Tournament berths (2015, 2018).
- » She was the Big South Conference and NCAA nominee for the NCAA Woman of the Year Award in 2018.

0 JAHSYNI KNIGHT

SO | Guard | 5-8 | Undeclared
Perth Amboy, NJ | Rutgers Prep



- Has appeared in 27 games for the Panthers and has made a career-high seven starts at point guard.
- Tied a career-high with six points and four rebounds in nine minutes of action against Fairleigh Dickinson.
- Posted a career-high seven assists to go along with five rebounds and four points against Georgia Tech.
- Has played double figure minutes in 17 games so far this season including nine of her last 10 games.
- Played in 27 of 31 games for the Panthers in the 2018-19 season.

ABOUT KNIGHT: Athletic guard who likes to drive to the hoop and create. Brings a defensive spark off the bench for the Panthers with her quickness and energy.

Last Appearance: 8 mins, 1 reb at Virginia.



SEASON/CAREER HIGHS

POINTS

Season 6 vs. Fairleigh Dickinson, 11/19/19
Career 6, 3x; last vs. Fairleigh Dickinson, 11/19/19

REBOUNDS

Season 7 at Clemson, 1/16/20
Career 7 at Clemson, 1/16/20

ASSISTS

Season 7 vs. Georgia Tech, 2/6/20
Career 7 vs. Georgia Tech, 2/6/20

BLOCKS

Season 1 vs. Duquesne, 11/23/19
Career Same

STEALS

Season 3 at Syracuse, 2/16/20
Career 4 at Northwestern, 11/29/18

MINUTES

Season 28 vs. Georgia Tech, 2/6/20
Career Same

FIELD GOALS MADE

Season 2, 3x; last vs. #5 Louisville, 2/23/20
Career 3 vs. Arkansas, 11/24/18

FIELD GOALS ATTEMPTED

Season 6, 2x; last vs. Duke, 2/13/20
Career 6; 3x; last vs. Duke, 2/13/20

3PT FIELD GOALS MADE

Season 1 vs. #5 Louisville, 2/23/20
Career Same

3PT FIELD GOALS ATTEMPTED

Season 1, 2x; last vs. Louisville 2/23/20
Career 2 vs. Tennessee State, 11/25/18

FREE THROWS MADE

Season 3 vs. Central Connecticut State, 11/11/19
Career 4 vs. North Carolina, 2/14/19

FREE THROWS ATTEMPTED

Season 5 vs. Georgia Tech, 2/6/20
Career Same

2019-20 GAME-BY-GAME STATS

OPP	DATE	ST	MIN	FG-FGA	PCT	3FG-FGA	PCT	FT-FTA	PCT	O	D	TOT	PF	A	T/O	BLK	STL	PTS
at UCF	11/6		13	0-0	.000	0-0	.000	0-0	.000	0	0	0	1	0	2	0	0	0
CCSU	11/11		10	1-1	1.000	0-0	.000	3-3	1.000	1	0	1	0	2	1	0	2	5
G-Town	11/16		11	0-1	.000	0-0	.000	1-2	.500	0	0	0	3	0	2	0	0	1
FDU	11/19		9	2-3	.667	0-0	.000	2-2	1.000	1	3	4	1	1	0	0	0	6
Duquesne	11/23		10	1-2	.500	0-0	.000	0-0	.000	1	2	3	0	1	1	1	0	2
vs. Ohio	11/29		17	0-2	.000	0-0	.000	2-4	.500	0	1	1	3	0	1	0	1	2
vs. Ole Miss	11/30		1	0-0	.000	0-0	.000	0-0	.000	0	0	0	0	0	1	0	0	0
at Penn St.	12/5		8	0-0	.000	0-0	.000	0-0	.000	0	1	1	1	0	0	0	0	0
Stony Brook	12/8		-	-	-	-	-	-	-	-	-	-	-	-	-	-	-	-
Miami (OH)	12/17		19	1-2	.500	0-0	.000	0-0	.000	0	1	1	0	3	1	0	0	2
at Cincy	12/21		18	0-2	.000	0-0	.000	0-0	.000	0	0	0	2	0	2	0	0	0
at UNC*	12/30	*	17	1-2	.500	0-0	.000	2-3	.667	1	2	3	4	3	0	0	2	4
Notre Dame*	1/2	*	8	0-0	.000	0-0	.000	0-0	.000	0	1	1	2	0	1	0	1	0
BC*	1/5	*	13	2-2	1.000	0-0	.000	0-0	.000	1	2	3	1	3	2	0	1	4
at Va. Tech*	1/9	*	17	0-2	.000	0-0	.000	0-0	.000	0	4	4	0	1	2	0	0	0
at Clemson*	1/16	*	17	1-5	.200	0-0	.000	2-2	1.000	3	4	7	4	2	2	0	0	4
Syracuse*	1/19	*	15	0-2	.000	0-0	.000	1-2	.500	0	3	3	0	0	1	0	0	1
NC State*	1/23		10	1-4	.250	0-0	.000	0-0	.000	1	1	2	1	1	2	0	0	2
at #5 Louisville*	1/26		11	0-0	.000	0-0	.000	0-0	.000	0	0	0	1	0	1	0	1	0
Wake Forest*	1/30		5	0-0	.000	0-0	.000	0-0	.000	0	0	0	1	0	0	0	0	0
#14 FSU*	2/1		23	0-2	.000	0-0	.000	2-2	1.000	1	2	3	1	3	1	0	0	2
Georgia Tech*	2/6		28	1-6	.167	0-0	.000	2-5	.400	1	4	5	3	7	6	0	1	4
at ND*	2/9		25	1-4	.250	0-0	.000	0-0	.000	2	2	4	4	1	1	2	0	2
Duke*	2/13	*	22	1-6	.167	0-1	.000	0-0	.000	1	2	3	2	4	5	0	1	2
at Syracuse*	2/16		24	0-4	.000	0-0	.000	1-2	.500	0	1	1	1	0	1	0	3	1
at BC*	2/20		18	1-3	.333	0-0	.000	2-2	1.000	1	2	3	1	1	1	0	0	4
#5 Louisville*	2/23		14	2-3	.667	1-1	1.000	0-0	.000	0	0	0	0	0	2	0	0	5
at Virginia*	2/27		8	0-0	.000	0-0	.000	0-0	.000	1	0	1	0	0	0	0	0	0
at Miami*																		

PRODUCTION TRACKER

	18-19	19-20	Streak	Career
Scored 5+ Points	3	3	-	6
Scored 10+ Points	-	-	-	-
Had Multiple Assists	10	8	-	18
Led Pitt in Assists	2	5	-	7
Had Multiple Steals	6	4	-	10
Led Pitt in Steals	3	3	-	6
Played 20+ Minutes	4	5	-	9
Played 30+ Minutes	-	-	-	-

CAREER STATS

	GP-GS	Min	Avg	FG-A	Pct	3PG-A	Pct	FT-A	Pct	O-D-Rebs	Avg	PF-FO	Ast	TO	Blk	Stl	Pts	Avg
2018-19	27-0	347	12.9	15-61	.246	0-3	.000	20-39	.513	9-19-28	1.0	41-0	36	48	0	21	50	1.9
2019-20	27-7	389	14.4	16-58	.276	1-2	.500	20-29	.690	16-38-54	2.0	37-0	33	39	1	15	53	2.0
TOTAL	54-7	736	13.6	31-119	.261	1-5	.200	40-68	.588	25-57-82	1.5	78-0	69	87	1	36	103	1.9

1 DAYSHANETTE HARRIS

FR | Guard | 5-7 | Undeclared
Youngstown, OH | Ursuline



- Has appeared in 27 games this season while earning 21 starts at point for the Panthers.
- Ranks second on the team in scoring (11.7 ppg) and leads the squad with 72 assists.
- Scored a career-high 27 points to go along with six rebounds and two steals at Boston College, the most points by a Pitt freshman since joining the ACC in 2013-14.
- Has three 20+ scoring efforts on the year, most by a Pitt freshman since Brianna Kiesel did it seven times in 2011-12.
- Named ACC Freshman of the Week (Feb. 3) after averaging 15.0 points, 7.0 rebounds, 2.5 assists, 1.5 steals and 1.5 blocks for the Panthers.

ABOUT HARRIS: Athletic and strong point guard with an uncanny ability to score the basketball. Loves to attack the rim and is great at finishing through contact. Continuing to improve outside shooting touch.

Last Appearance: 32 mins, 19 pts, 7 rebs, 6 assts, 1 stl at Virginia.



SEASON/CAREER HIGHS

POINTS

Season 27 at Boston College, 2/20/20
Career Same

REBOUNDS

Season 8 vs. Boston College, 1/5/20
Career Same

ASSISTS

Season 6, 3x; last at Virginia, 2/27/20
Career Same

BLOCKS

Season 3 vs. Wake Forest, 1/30/20
Career Same

STEALS

Season 4 at Penn State, 12/5/19
Career Same

MINUTES

Season 36 vs. #14 Florida State, 2/1/20
Career Same

FIELD GOALS MADE

Season 10 at Penn State, 12/5/19
Career Same

FIELD GOALS ATTEMPTED

Season 26 at Boston College, 2/20/20
Career Same

3PT FIELD GOALS MADE

Season 3, 2x; last at Virginia, 2/27/20
Career Same

3PT FIELD GOALS ATTEMPTED

Season 8 at Boston College, 2/20/20
Career Same

FREE THROWS MADE

Season 6, 3x; last at Boston College, 2/20/20
Career Same

FREE THROWS ATTEMPTED

Season 8 at Penn State, 12/5/19
Career Same

2019-20 GAME-BY-GAME STATS

OPP	DATE	ST	MIN	FG-FGA	PCT	3FG-FGA	PCT	FT-FTA	PCT	O	D	TOT	PF	A	T/O	BLK	STL	PTS
at UCF	11/6	*	19	1-6	.167	0-1	.000	1-4	.250	0	2	2	3	4	3	0	3	3
CCSU	11/11	*	31	4-11	.364	1-4	.250	2-3	.667	1	1	2	3	1	4	0	1	11
G-Town	11/16	*	27	2-9	.222	1-3	.333	2-2	1.000	0	0	0	1	3	3	0	1	7
FDU	11/19	*	29	4-11	.364	0-3	.000	1-2	.500	1	3	4	2	6	3	0	1	9
Duquesne	11/23	*	30	9-17	.529	0-0	.000	4-6	.667	1	4	5	2	0	7	1	2	22
vs. Ohio	11/29	*	19	2-8	.250	0-1	.000	5-6	.833	0	3	3	5	2	4	0	0	9
vs. Ole Miss	11/30	*	33	2-9	.222	0-0	.000	1-4	.250	1	1	2	3	4	4	1	1	5
at Penn St.	12/5	*	33	10-20	.500	0-0	.000	6-8	.750	5	1	6	5	4	4	0	4	26
Stony Brook	12/8	*	26	1-10	.100	0-0	.000	2-2	1.000	1	5	6	3	3	5	0	2	4
Miami (OH)	12/17	*	28	3-10	.300	0-2	.000	0-3	.000	2	4	6	2	4	5	0	1	6
at Cincy	12/21	*	22	1-5	.200	0-0	.000	3-4	.750	0	5	5	1	1	5	0	2	5
at UNC*	12/30		22	5-11	.455	0-1	.000	1-6	.167	0	4	4	2	1	2	0	3	11
Notre Dame*	1/2		22	4-14	.286	0-1	.000	1-2	.500	1	3	4	3	2	5	0	2	9
BC*	1/5		29	0-10	.000	0-0	.000	5-6	.833	3	5	8	3	6	3	1	2	5
at Va. Tech*	1/9		23	4-10	.400	0-0	.000	1-1	1.000	0	1	1	4	1	7	0	2	9
at Clemson*	1/16		13	1-5	.200	0-0	.000	6-7	.857	1	2	3	4	0	2	0	1	8
Syracuse*	1/19		22	3-11	.273	0-2	.000	2-4	.500	1	1	2	1	3	10	0	3	8
NC State*	1/23	*	34	7-21	.333	1-3	.333	1-1	1.000	1	2	3	4	1	4	0	2	16
at #5 Louisville*	1/26	*	31	7-20	.350	1-6	.166	3-4	.750	1	5	6	4	5	5	0	2	18
Wake Forest*	1/30	*	34	6-14	.429	0-1	.000	1-2	.500	2	5	7	2	3	6	3	2	13
#14 FSU*	2/1	*	36	6-19	.316	2-4	.500	3-4	.750	2	5	7	1	2	2	0	1	17
Georgia Tech*	2/6	*	24	3-8	.375	1-2	.500	1-4	.250	1	1	2	5	2	5	1	0	8
at ND*	2/9	*	19	4-14	.286	2-7	.286	4-6	.667	0	2	2	1	2	1	0	3	14
Duke*	2/13		-	-	-	-	-	-	-	-	-	-	-	-	-	-	-	-
at Syracuse*	2/16	*	34	7-16	.438	1-5	.200	3-5	.600	0	7	7	2	3	6	0	3	18
at BC*	2/20	*	29	9-26	.346	3-8	.375	6-6	1.000	0	6	6	5	1	4	0	2	27
#5 Louisville*	2/23	*	33	3-16	.293	2-6	.350	6-9	.667	1	4	5	3	2	4	0	0	10
at Virginia*	2/27	*	32	6-17	.353	3-6	.500	4-7	.571	0	7	7	5	6	5	0	1	19
at Miami*																		

PRODUCTION TRACKER

	19-20	Streak	Career
Scored 10+ Points	13	5	13
Scored 20+ Points	3	-	3
Had Multiple Assists	19	2	19
Led Pitt in Assists	14	1	14
Had Multiple Steals	16	-	16
Led Pitt in Steals	14	-	14
Played 20+ Minutes	23	4	23
Played 30+ Minutes	11	2	11

CAREER STATS

	GP-GS	Min	Avg	FG-A	Pct	3PG-A	Pct	FT-A	Pct	O-D-Rebs	Avg	PF-FO	Ast	TO	Blk	Stl	Pts	Avg
2019-20	27-21	731	27.1	114-348	.328	18-66	.273	71-112	.634	26-89-115	4.3	79-5	72	118	7	47	317	11.7
TOTAL	27-21	731	27.1	114-348	.328	18-66	.273	71-112	.634	26-89-115	4.3	79-5	72	118	7	47	317	11.7

2 AYSIA BUGG

GR | Guard | 5-8 | Healthcare Supervision & Management
Bolingbrook, IL | Bolingbrook



- Leads the Panthers in scoring (12.1 ppg) while dishing out 2.3 assists and playing 31.1 minutes/game.
- Leads the team and ranks seventh in the ACC in three-point field goals made/game (43, 2.2/game) while ranking eighth in the ACC in three-point field goal percentage (.336).
- Has two games of 20+ points this season including a career-high 26 points vs. Central Connecticut State.
- Was granted her sixth-year of eligibility by the NCAA this summer and is the oldest player in the ACC.
- Entered the season as the only player in the ACC to have accumulated 700+ career points, 300+ career assists and 200+ career rebounds.



ABOUT BUGG: Great leader on the floor who can create her own shot with a great mid-range game and strong three-point shot.

Last Appearance: 14 mins, 1 reb, 1 blk vs. #14 Florida St.

SEASON/CAREER HIGHS

POINTS

Season 26 vs. Central Connecticut State, 11/11/19
Career Same

REBOUNDS

Season 5, 2x; last vs. Ole Miss, 11/30/19
Career 7, 2x; last vs. Virginia Tech, 2/16/17

ASSISTS

Season 6 vs. Boston College, 1/5/20
Career 10, 2x; last vs. North Carolina, 2/18/16

BLOCKS

Season 1; 5x; last vs. #14 Florida State, 2/1/20
Career 2, 3x; last at #6 Notre Dame, 1/12/17

STEALS

Season 3 vs. Notre Dame, 1/2/20
Career 5 at Saint Francis, 11/16/15

MINUTES

Season 38, 2x; last at Penn State, 12/5/19
Career 39 vs. NC State, 1/10/16

FIELD GOALS MADE

Season 7, 2x; last vs. Central Connecticut State, 11/11/19
Career 9 vs. Cincinnati, 11/16/18

FIELD GOALS ATTEMPTED

Season 19 vs. Central Connecticut State, 11/11/19
Career Same

3PT FIELD GOALS MADE

Season 6 vs. Central Connecticut State, 11/11/19
Career Same

3PT FIELD GOALS ATTEMPTED

Season 12 vs. Central Connecticut State, 11/11/19
Career Same

FREE THROWS MADE

Season 6, 2x; last vs. Fairleigh Dickinson, 11/19/19
Career 8 vs. Delaware State, 12/30/14

FREE THROWS ATTEMPTED

Season 8 vs. Fairleigh Dickinson, 11/19/19
Career 8, 2x; last at Virginia Tech, 2/14/16

2019-20 GAME-BY-GAME STATS

OPP	DATE	ST	MIN	FG-FGA	PCT	3FG-FGA	PCT	FT-FTA	PCT	O	D	TOT	PF	A	T/O	BLK	STL	PTS
at UCF	11/6	*	38	7-16	.438	3-8	.375	0-0	.000	0	3	3	3	4	3	0	0	17
CCSU	11/11	*	36	7-19	.368	6-12	.500	6-6	1.000	1	1	2	0	4	2	0	2	26
G-Town	11/16	*	35	5-16	.313	4-8	.500	3-5	.600	0	2	2	2	0	0	1	1	17
FDU	11/19	*	36	5-13	.385	1-6	.167	6-8	.750	0	0	0	1	1	0	0	0	17
Duquesne	11/23	*	33	3-13	.231	1-5	.200	0-1	.000	0	2	2	0	0	1	0	0	7
vs. Ohio	11/29	*	32	3-11	.273	1-6	.167	3-4	.750	1	4	5	1	1	3	0	1	10
vs. Ole Miss	11/30	*	33	6-11	.545	3-8	.375	5-5	1.000	0	5	5	0	2	2	0	1	20
at Penn St.	12/5	*	38	3-14	.214	3-9	.333	2-2	1.000	0	1	1	2	4	1	0	1	11
Stony Brook	12/8	*	29	6-11	.545	2-3	.667	2-2	1.000	0	0	0	3	4	2	0	1	16
Miami (OH)	12/17	-	-	-	-	-	-	-	-	-	-	-	-	-	-	-	-	-
at Cincy	12/21	*	28	3-15	.200	2-8	.250	0-0	.000	0	1	1	1	4	0	1	2	8
at UNC *	12/30	*	32	4-11	.364	3-6	.500	0-0	.000	0	0	0	3	3	1	0	0	11
Notre Dame*	1/2	*	32	0-10	.000	0-6	.000	2-2	1.000	1	1	2	4	5	4	1	3	2
BC*	1/5	*	28	3-9	.333	1-3	.333	3-4	.750	0	1	1	1	6	0	0	2	10
at Va. Tech*	1/9	*	30	4-10	.400	2-4	.500	0-0	.000	0	4	4	0	1	2	0	0	10
at Clemson*	1/16	*	38	5-13	.385	2-5	.400	2-2	1.000	1	2	3	2	1	3	0	1	14
Syracuse*	1/19	*	31	4-12	.333	4-9	.444	1-2	.500	0	0	0	0	1	2	1	0	13
NC State*	1/23	*	21	5-9	.556	2-4	.500	0-0	.000	0	0	0	0	1	0	0	0	12
at #5 Louisville*	1/26	*	23	3-12	.250	2-10	.200	0-0	.000	0	1	1	1	1	5	0	0	8
Wake Forest*	1/30	*	30	4-12	.333	1-5	.200	3-6	.500	0	3	3	0	3	1	0	0	12
#14 FSU*	2/1	*	14	0-5	.000	0-3	.000	0-0	.000	0	1	1	1	0	1	1	0	0
Georgia Tech*	2/6	-	-	-	-	-	-	-	-	-	-	-	-	-	-	-	-	-
at ND*	2/9	-	-	-	-	-	-	-	-	-	-	-	-	-	-	-	-	-
Duke*	2/13	-	-	-	-	-	-	-	-	-	-	-	-	-	-	-	-	-
at Syracuse*	2/16	-	-	-	-	-	-	-	-	-	-	-	-	-	-	-	-	-
at BC*	2/20	-	-	-	-	-	-	-	-	-	-	-	-	-	-	-	-	-
#5 Louisville*	2/23	-	-	-	-	-	-	-	-	-	-	-	-	-	-	-	-	-
at Virginia*	-	-	-	-	-	-	-	-	-	-	-	-	-	-	-	-	-	-
at Miami*	-	-	-	-	-	-	-	-	-	-	-	-	-	-	-	-	-	-

PRODUCTION TRACKER

	18-19	19-20	Streak	Career
Scored 10+ Points	4	15	-	43
Scored 20+ Points	2	2	-	5
Had 5+ assists	1	2	-	22
Led Pitt in Assists	1	9	-	49
Had Multiple Steals	-	4	-	19
Led Pitt in Steals	-	4	-	16
Played 20+ Minutes	5	19	-	100
Played 30+ Minutes	3	14	-	57

CAREER STATS

	GP-GS	Min	Avg	FG-A	Pct	3PG-A	Pct	FT-A	Pct	O-D-Rebs	Avg	PF-FO	Ast	TO	Blk	Stl	Pts	Avg
2014-15	32-29	793	24.8	73-211	.346	10-50	.200	37-56	.661	20-55-75	2.3	56-2	75	55	2	19	193	6.0
2015-16	31-31	926	29.9	89-252	.353	31-100	.310	34-49	.694	11-51-62	2.0	63-2	117	98	4	26	243	7.8
2016-17	29-27	826	28.5	77-230	.335	10-54	.185	43-52	.827	10-50-60	2.1	56-0	99	65	12	21	207	7.1
2017-18	MISSED THE SEASON DUE TO INJURY																	
2018-19	5-5	148	29.6	26-64	.406	9-30	.300	9-14	.643	2-10-12	2.4	8-0	17	8	0	1	70	14.0
2019-20	20-20	622	31.1	80-242	.331	43-128	.336	38-49	.776	4-32-36	1.8	25-0	46	33	5	15	241	12.1
TOTAL	117-112	3315	28.3	345-999	.345	103-362	.285	161-220	.732	47-198-245	2.1	208-4	354	259	23	82	954	8.2

4 EMY HAYFORD

FR | Guard | 5-8 | Undeclared
Maastricht, Netherlands | Calandlyceum



- Has appeared in all 28 games this season and has earned eight starts for the Panthers.
- Averaging 21.8 minutes, 4.8 points and 3.2 rebounds while being a valuable contributor off the Pitt bench.
- Scored a career-high 13 points against Georgetown while posting her first career 10+ rebound effort against Fairleigh Dickinson as she notched eight points and 10 boards in the win.
- Dished out a career-high four assists twice including last game vs. Duke.

ABOUT HAYFORD: Explosive guard with an knack for getting to the bucket. Her quickness makes her an asset in the open floor. Has an improving outside game.

Last Appearance: 29 mins, 8 pts, 4 rebs, 1 ast at Virginia.



SEASON/CAREER HIGHS

POINTS

Season 13 vs. Georgetown, 11/16/19
Career Same

REBOUNDS

Season 10 vs. Fairleigh Dickinson, 11/19/19
Career Same

ASSISTS

Season 4, 2x; last vs. Duke, 2/13/20
Career Same

BLOCKS

Season 1, 3x; last vs. Virginia Tech, 1/0/20
Career Same

STEALS

Season 3 at Boston College, 2/20/20
Career Same

MINUTES

Season 33 vs. Duke, 2/13/20
Career Same

FIELD GOALS MADE

Season 5 vs. Georgetown, 11/16/19
Career Same

FIELD GOALS ATTEMPTED

Season 10, 3x; last vs #8 NC State, 1/23/20
Career Same

3PT FIELD GOALS MADE

Season 3 at Penn State, 12/5/19
Career Same

3PT FIELD GOALS ATTEMPTED

Season 8 at Clemson, 1/16/20
Career Same

FREE THROWS MADE

Season 4 vs. Notre Dame, 1/2/20
Career Same

FREE THROWS ATTEMPTED

Season 5 vs. Fairleigh Dickinson, 11/19/19
Career Same

2019-20 GAME-BY-GAME STATS

OPP	DATE	ST	MIN	FG-FGA	PCT	3FG-FGA	PCT	FT-FTA	PCT	O	D	TOT	PF	A	T/O	BLK	STL	PTS
at UCF	11/6		22	2-3	.667	1-2	.500	0-0	.000	0	1	1	1	2	3	0	1	5
CCSU	11/11		12	1-4	.200	0-1	.000	1-2	.500	1	0	1	0	1	1	0	0	3
G-Town	11/16		21	5-10	.500	1-4	.200	2-3	.667	2	2	4	2	2	2	0	1	13
FDU	11/19		32	3-9	.333	0-1	.000	2-5	.400	2	8	10	1	1	1	1	0	8
Duquesne	11/23		20	0-5	.000	0-2	.000	0-0	.000	0	3	3	2	3	1	1	0	0
vs. Ohio	11/29		15	2-3	.667	0-1	.000	0-0	.000	1	1	2	4	0	2	0	0	4
vs. Ole Miss	11/30		21	1-2	.500	0-1	.000	0-2	.000	2	1	3	0	1	1	0	2	2
at Penn St.	12/5		27	3-11	.272	3-6	.500	0-2	.000	1	2	3	5	2	2	0	0	9
Stony Brook	12/8		29	2-7	.286	0-3	.000	2-3	.667	1	4	5	1	1	4	0	0	6
Miami (OH)	12/17	*	24	3-6	.500	1-3	.333	0-0	.000	1	4	5	3	2	2	0	0	7
at Cincy	12/21		22	1-6	.167	0-2	.000	2-2	1.000	1	2	3	3	0	0	0	2	4
at UNC *	12/30		18	2-5	.400	0-1	.000	2-4	.500	1	0	1	1	1	1	0	2	6
Notre Dame*	1/2		18	2-7	.286	0-3	.000	4-4	1.000	2	4	6	2	0	1	0	0	8
BC*	1/5		16	2-7	.286	1-4	.250	0-0	.000	1	1	2	1	0	1	0	0	5
at Va. Tech*	1/9		19	3-6	.500	1-3	.333	1-2	.500	1	2	3	2	1	0	1	0	8
at Clemson*	1/16		26	3-10	.300	1-8	.125	0-0	.000	2	0	2	3	3	2	1	0	7
Syracuse*	1/19		17	0-2	.000	0-0	.000	1-2	.500	1	0	1	0	0	1	0	1	1
NC State*	1/23		21	1-10	.100	0-4	.000	0-0	.000	2	1	3	1	1	0	0	0	2
at #5 Louisville*	1/26		21	2-7	.286	1-4	.250	0-0	.000	0	3	3	3	0	3	0	0	5
Wake Forest*	1/30		16	1-5	.200	0-1	.000	0-0	.000	0	1	1	0	1	4	0	2	2
#14 FSU*	2/1		16	0-2	.000	0-0	.000	0-0	.000	3	2	5	5	0	3	0	0	0
Georgia Tech*	2/6	*	28	3-8	.375	2-4	.500	0-0	.000	1	3	4	2	4	5	0	0	8
at ND*	2/9	*	22	0-8	.000	0-6	.000	1-2	.500	1	2	3	4	1	2	1	0	1
Duke*	2/13	*	33	2-7	.286	0-1	.000	0-0	.000	2	5	7	0	4	1	0	0	6
at Syracuse*	2/16	*	19	0-4	.000	0-1	.000	0-0	.000	1	2	3	2	0	3	0	0	0
at BC*	2/20	*	20	0-2	.000	0-2	.000	0-0	.000	0	1	1	1	0	1	0	3	0
#5 Louisville*	2/23	*	27	2-10	.200	1-3	.333	0-0	.000	0	1	1	2	0	2	0	0	5
at Virginia*	2/27	*	29	2-7	.286	2-5	.400	2-2	1.000	1	3	4	3	1	1	0	0	8
at Miami*																		

PRODUCTION TRACKER

	19-20	Streak	Career
Scored 5+ Points	16	2	16
Scored 10+ Points	1	-	1
Had Multiple Assists	8	-	8
Led Pitt in Assists	3	-	3
Had Multiple Steals	5	-	5
Led Pitt in Steals	4	-	4
Played 20+ Minutes	18	3	18
Played 30+ Minutes	2	-	2

CAREER STATS

	GP-GS	Min	Avg	FG-A	Pct	3PG-A	Pct	FT-A	Pct	O-D-Rebs	Avg	PF-FO	Ast	TO	Blk	Stl	Pts	Avg
2019-20	28-8	609	21.8	48-173	.277	15-76	.197	22-39	.564	31-59-90	3.2	54-2	32	50	3	16	133	4.8
TOTAL	28-8	609	21.8	48-173	.277	15-76	.197	22-39	.564	31-59-90	3.2	54-2	32	50	3	16	133	4.8

5 AMBER BROWN

FR | Guard | 6-0 | Undeclared
Monroe, LA | Little Rock Christian Academy



- Has started all 28 games at forward for the Panthers during her freshman campaign.
- Ranks third on the team averaging 8.7 points while leading Pitt in rebounding (8.0 rpg).
- Netted a career-high 17 points, seven rebounds and a career-high five assists at Notre Dame (2/9/20) while going 7-for-8 from the floor.
- Has a team-leading five double-doubles on the season and nine games with 10+ rebounds so far this season.
- Named ACC Freshman of the Week twice (Dec. 9, Jan. 6) tying a program record.

ABOUT BROWN: Ferocious rebounder with elite jumping ability. Super athletic in the open court with a great ability to finish at the hoop with contact. Improving jump shooter and defender.

Last Appearance: 36 mins, 2 pts, 8 rebs, 3 assts, 3 stls at Virginia.



SEASON/CAREER HIGHS

POINTS

Season 17 at Notre Dame, 2/9/20
Career Same

REBOUNDS

Season 13 at North Carolina, 12/30/19
Career Same

ASSISTS

Season 5 at Notre Dame, 2/9/20
Career Same

BLOCKS

Season 2, 2x; last at Cincinnati, 12/21/19
Career Same

STEALS

Season 3, 2x; last at Virginia, 2/27/20
Career Same

MINUTES

Season 37 vs. Stony Brook, 12/8/19
Career Same

FIELD GOALS MADE

Season 7 at Notre Dame, 2/9/20
Career Same

FIELD GOALS ATTEMPTED

Season 14 at Penn State, 12/5/19
Career Same

3PT FIELD GOALS MADE

Season -
Career -

3PT FIELD GOALS ATTEMPTED

Season 1 at Virginia Tech, 1/9/20
Career Same

FREE THROWS MADE

Season 8 vs. Notre Dame, 1/2/20
Career Same

FREE THROWS ATTEMPTED

Season 14 vs. Notre Dame, 1/2/20
Career Same

2019-20 GAME-BY-GAME STATS

OPP	DATE	ST	MIN	FG-FGA	PCT	3FG-FGA	PCT	FT-FTA	PCT	O	D	TOT	PF	A	T/O	BLK	STL	PTS
at UCF	11/6	*	28	0-4	.000	0-0	.000	3-4	.750	1	4	5	1	0	4	0	1	3
CCSU	11/11	*	30	5-7	.714	0-0	.000	3-4	.750	3	7	10	3	0	0	0	1	13
G-Town	11/16	*	34	4-12	.333	0-0	.000	3-4	.750	3	7	10	2	1	1	0	0	11
FDU	11/19	*	35	4-6	.667	0-0	.000	1-3	.333	0	12	12	2	2	5	2	1	9
Duquesne	11/23	*	30	5-9	.556	0-0	.000	4-4	1.000	1	4	5	3	1	4	0	0	14
vs. Ohio	11/29	*	35	6-13	.462	0-0	.000	2-4	.500	2	2	4	2	1	3	1	0	14
vs. Ole Miss	11/30	*	21	4-10	.400	0-0	.000	6-8	.750	1	9	10	2	0	4	0	2	14
at Penn St.	12/5	*	27	6-14	.429	0-0	.000	4-6	.667	7	5	12	4	0	2	0	0	16
Stony Brook	12/8	*	37	6-11	.545	0-0	.000	3-3	1.000	5	3	8	3	1	3	0	1	15
Miami (OH)	12/17	*	30	5-10	.500	0-0	.000	1-2	.500	2	4	6	0	3	1	1	3	11
at Cincy	12/21	*	32	5-11	.455	0-0	.000	2-11	.182	2	3	5	0	3	1	2	2	12
at UNC*	12/30	*	31	3-9	.333	0-0	.000	1-4	.250	2	11	13	1	2	3	0	2	7
Notre Dame*1/2		*	34	2-11	.182	0-0	.000	8-14	.571	4	7	11	2	3	2	1	1	12
BC*	1/5	*	24	3-4	.750	0-0	.000	0-0	.000	3	3	6	2	1	2	0	1	6
at Va. Tech*	1/9	*	28	4-9	.444	0-1	.000	2-4	.500	2	7	9	2	3	2	0	1	10
at Clemson*	1/16	*	34	2-10	.200	0-0	.000	1-2	.500	4	7	11	0	0	3	0	2	5
Syracuse*	1/19	*	34	0-2	.000	0-0	.000	5-6	.833	2	9	11	2	0	3	0	0	5
NC State*	1/23	*	28	1-3	.333	0-0	.000	0-0	.000	2	5	7	2	1	2	0	0	2
at #5 Louisville*	1/26	*	32	2-7	.286	0-0	.000	2-2	1.000	5	4	9	2	1	1	0	0	6
Wake Forest*	1/30	*	35	2-5	.400	0-0	.000	1-2	.500	4	4	8	2	1	5	0	0	5
#14 FSU*	2/1	*	31	0-5	.000	0-0	.000	0-0	.000	2	3	5	0	1	1	0	1	0
Georgia Tech*	2/6	*	31	0-4	.000	0-0	.000	0-0	.000	1	2	3	1	0	0	0	1	0
at ND*	2/9	*	34	7-8	.875	0-0	.000	3-4	.750	3	4	7	2	5	2	0	0	17
Duke*	2/13	*	33	5-10	.500	0-0	.000	1-2	.500	2	7	9	3	2	6	0	1	11
at Syracuse*	2/16	*	34	5-12	.417	0-0	.000	4-7	.571	0	6	6	1	1	3	1	2	14
at BC*	2/20	*	31	2-7	.286	0-0	.000	3-4	.750	2	2	4	3	0	3	0	1	7
#5 Louisville*	2/23	*	28	0-2	.000	0-0	.000	2-4	.500	3	6	9	3	3	4	0	2	2
at Virginia*	2/27	*	36	1-7	.143	0-0	.000	0-1	.000	3	5	8	3	3	1	1	3	2
at Miami																		

PRODUCTION TRACKER

	19-20	Streak	Career
Scored 5+ Points	22	-	22
Scored 10+ Points	14	-	14
Had 5+ Rebounds	25	2	25
Had 10+ Rebounds	9	-	9
Led Pitt in Rebounds	14	2	14
Played 20+ Minutes	28	28	28
Played 30+ Minutes	22	10	22
Recorded a Double-Double	5	-	5

CAREER STATS

	GP-GS	Min	Avg	FG-A	Pct	3PG-A	Pct	FT-A	Pct	O-D-Rebs	Avg	PF-FO	Ast	TO	Blk	Stl	Pts	Avg
2019-20	28-28	889	31.8	89-222	.401	0-1	.000	65-111	.586	71-152-223	8.0	57-0	40	71	9	27	243	8.7
TOTAL	28-28	889	31.8	89-222	.401	0-1	.000	65-111	.586	71-152-223	8.0	57-0	40	71	9	27	243	8.7

10 ISMINI PRAPA

50 | Guard | 5-7 | Undeclared
Athens, Greece | American Community School of Athens



- Has appeared in 24 games this season for the Panthers off the bench.
- Scored a career-high eight points off the bench against UCF in the season opener.
- Has five games this season with 10+ minutes played.
- Netted seven points and a career-high four rebounds in the loss to Duke while playing 17 minutes for the second time this season.
- Has made at least one three-pointer in four games this season.

ABOUT PRAPA: Great outside shooter with an improving mid-range game. High basketball IQ player who is a valuable asset for the Panthers off the bench.

Last Appearance: 17 mins, 3 pts, 3 rebs, 1 blk at Virginia.



SEASON/CAREER HIGHS

POINTS

Season 8 at UCF, 11/6/19
Career Same

REBOUNDS

Season 4 vs. Duke, 2/13/20
Career Same

ASSISTS

Season 2 vs. Central Connecticut State, 11/11/19
Career 2, 2x; last vs. Central Connecticut State, 11/11/19

BLOCKS

Season 1 at Virginia, 2/27/20
Career 1, 2x; last at Virginia, 2/27/20

STEALS

Season 1, 6x; last vs. Duke, 2/13/20
Career 2 vs. Virginia Tech, 1/31/19

MINUTES

Season 19 vs. #5 Louisville, 2/23/20
Career 24 at #4 Louisville, 1/27/19

FIELD GOALS MADE

Season 3, 2x; last vs. Duke, 2/13/20
Career Same

FIELD GOALS ATTEMPTED

Season 7, 2x; last vs. #5 Louisville, 2/23/20
Career 7, 2x; last vs. #5 Louisville, 2/23/20

3PT FIELD GOALS MADE

Season 2, 2x; last vs. Miami (OH), 12/17/19
Career Same

3PT FIELD GOALS ATTEMPTED

Season 4, 2x; last vs. #5 Louisville, 2/23/20
Career Same

FREE THROWS MADE

Season -
Career 2 vs. Duke, 3/6/19

FREE THROWS ATTEMPTED

Season -
Career 2, 2x; last vs. Duke, 3/6/19

2019-20 GAME-BY-GAME STATS

OPP	DATE	ST	MIN	FG-FGA	PCT	3FG-FGA	PCT	FT-FTA	PCT	O	D	TOT	PF	A	T/O	BLK	STL	PTS
at UCF	11/6	14	3-4	.750	2-2	1.000	0-0	.000	0	0	0	2	0	0	0	0	1	8
CCSU	11/11	16	2-3	.667	0-1	.000	0-0	.000	0	0	0	2	2	1	0	1	4	4
G-Town	11/16	6	0-1	.000	0-1	.000	0-0	.000	0	1	1	0	0	1	0	0	0	0
FDU	11/19	7	2-2	1.000	0-0	.000	0-0	.000	0	1	2	1	0	0	0	0	4	4
Duquesne	11/23	6	0-3	.000	0-0	.000	0-0	.000	0	0	0	0	0	0	0	0	1	0
vs. Ohio	11/29	12	0-3	.000	0-2	.000	0-0	.000	0	2	2	1	1	1	0	0	0	0
vs. Ole Miss	11/30	4	0-2	.000	0-2	.000	0-0	.000	0	0	0	1	0	0	0	0	1	0
at Penn St.	12/5	3	0-0	.000	0-0	.000	0-0	.000	0	0	0	0	0	0	0	0	0	0
Stony Brook	12/8	-	-	-	-	-	-	-	-	-	-	-	-	-	-	-	-	-
Miami (OH)	12/17	7	2-2	1.000	2-2	1.000	0-0	.000	1	0	1	1	0	0	0	0	1	6
at Cincy	12/21	6	0-1	.000	0-0	.000	0-0	.000	0	0	0	0	1	1	0	0	0	0
at UNC*	12/30	-	-	-	-	-	-	-	-	-	-	-	-	-	-	-	-	-
Notre Dame*	1/2	3	0-0	.000	0-0	.000	0-0	.000	0	1	1	0	0	0	0	0	0	0
BC*	1/5	1	0-0	.000	0-0	.000	0-0	.000	0	1	1	0	0	0	0	0	0	0
at Va. Tech	1/9	3	0-1	.000	0-1	.000	0-0	.000	0	0	0	0	0	1	0	0	0	0
at Clemson*	1/16	1	0-0	.000	0-0	.000	0-0	.000	0	0	0	0	0	0	0	0	0	0
Syracuse*	1/19	-	-	-	-	-	-	-	-	-	-	-	-	-	-	-	-	-
NC State*	1/23	7	0-0	.000	0-0	.000	0-0	.000	0	0	0	0	0	2	0	1	0	0
at #5 Louisville*	1/26	2	0-0	.000	0-0	.000	0-0	.000	0	1	1	2	0	0	0	0	0	0
Wake Forest*	1/30	-	-	-	-	-	-	-	-	-	-	-	-	-	-	-	-	-
#14 FSU*	2/1	3	0-1	.000	0-0	.000	0-0	.000	0	0	0	0	0	0	0	0	0	0
Georgia Tech*	2/6	9	0-3	.000	0-1	.000	0-0	.000	0	1	1	0	0	1	0	0	0	0
at ND*	2/9	17	0-5	.000	0-2	.000	0-0	.000	0	1	1	0	0	1	0	0	0	0
Duke*	2/13	17	3-7	.429	1-4	.250	0-0	.000	2	2	4	0	0	1	0	1	7	7
at Syracuse*	2/16	10	0-1	.000	0-1	.000	0-0	.000	1	0	1	3	1	0	0	0	0	0
at BC*	2/20	14	1-1	1.000	1-1	1.000	0-0	.000	0	0	0	3	0	0	0	0	3	3
#5 Louisville*	2/23	19	0-7	.000	0-4	.000	0-0	.000	1	3	3	1	1	3	0	1	0	0
at Virginia*	2/27	17	1-3	.333	1-3	.333	0-0	.000	0	3	3	1	0	1	1	0	3	3
at Miami																		

PRODUCTION TRACKER

	18-19	19-20	Streak	Career
Scored 5+ Points	-	3	-	3
Scored 10+ Points	-	-	-	-
Had Multiple Assists	1	1	-	2
Led Pitt in Assists	-	-	-	-
Had Multiple Steals	1	-	-	-
Made a Three-Pointer	4	5	1	9
Played 20+ Minutes	1	-	-	1
Played 30+ Minutes	-	-	-	-

CAREER STATS

	GP-GS	Min	Avg	FG-A	Pct	3PG-A	Pct	FT-A	Pct	O-D-Rebs	Avg	PF-FO	Ast	TO	Blk	Stl	Pts	Avg
2018-19	21-0	141	6.7	10-38	.263	4-16	.250	2-4	.500	8-2-10	0.5	19-0	7	17	1	3	26	1.2
2019-20	24-0	203	8.5	14-50	.280	7-27	.259	0-0	.000	6-16-22	0.9	18-0	6	14	1	8	35	1.5
TOTAL	45-0	344	7.6	24-88	.273	11-43	.256	2-4	.500	14-18-32	0.7	37-0	13	31	2	11	61	1.4

11 CARA JUDKINS

JR | Center | 6-2 | Linguistics & Psychology
Bethesda, MD | Our Lady of Good Counsel



- Has appeared in all 28 games while making 24 starts at center during her junior campaign.
- Ranks third on the team in rebounding (4.6 rpg) while also adding 4.1 points/game across 21.0 minutes/game.
- Scored a season-high 10 points against Central Connecticut State and North Carolina while hauling in a career-best 13 boards against Duquesne.
- Has two games with 10+ rebounds on the year.
- Had a career year for the Panthers as a sophomore as she started a career-high 25 games at center for Pitt.

ABOUT JUDKINS: Strong rebounder with great touch around the basket on put-back opportunities. Strong on the defensive end of the court.

Last Appearance: 13 mins, 2 pts, 1 reb, 1 blk at Virginia.



SEASON/CAREER HIGHS

POINTS

Season 10, 2x; last at North Carolina, 12/30/19
Career 18 vs. Virginia, 1/24/19

REBOUNDS

Season 13 vs. Duquesne, 11/23/19
Career 13, 2x; last vs. Duquesne, 11/23/19

ASSISTS

Season 2, 2x; last at Syracuse, 2/16/20
Career 2, 3x; last at Syracuse, 2/16/20

BLOCKS

Season 3, 2x; last vs. Wake Forest, 1/30/20
Career 3, 5x; last at Clemson, 1/16/20

STEALS

Season 1, 5x; last vs. Duke, 2/13/20
Career 2 at Georgetown, 11/19/18

MINUTES

Season 31 at UCF, 11/6/19
Career Same

FIELD GOALS MADE

Season 5 at North Carolina, 12/30/19
Career 8, 2x; last vs. Virginia, 1/24/19

FIELD GOALS ATTEMPTED

Season 11 at North Carolina, 12/30/19
Career 14 vs. Virginia, 1/24/19

3PT FIELD GOALS MADE

Season -
Career -

3PT FIELD GOALS ATTEMPTED

Season -
Career -

FREE THROWS MADE

Season 4, 2x; last vs. Clemson, 1/16/20
Career Same

FREE THROWS ATTEMPTED

Season 7 vs. Clemson, 1/16/20
Career 9 at Georgia Tech, 2/7/19

2019-20 GAME-BY-GAME STATS

OPP	DATE	ST	MIN	FG-FGA	PCT	3FG-FGA	PCT	FT-FTA	PCT	O	D	TOT	PF	A	T/O	BLK	STL	PTS
at UCF	11/6	*	31	2-4	.500	0-0	.000	0-0	.000	2	5	7	4	1	1	1	1	4
CCSU	11/11	*	22	3-3	1.000	0-0	.000	4-5	.800	2	2	4	1	1	1	0	0	10
G-Town	11/16	*	18	0-2	.000	0-0	.000	0-2	.000	1	4	5	2	0	0	0	0	0
FDU	11/19	*	21	3-3	1.000	0-0	.000	2-2	1.000	2	5	7	1	0	3	0	0	8
Duquesne	11/23	*	30	3-5	.600	0-0	.000	2-4	.500	4	9	13	2	0	3	1	0	8
vs. Ohio	11/29	*	11	0-0	.000	0-0	.000	0-2	.000	1	1	2	5	0	1	0	0	0
vs. Ole Miss	11/30	*	21	0-1	.000	0-0	.000	0-2	.000	5	6	11	4	0	1	1	0	0
at Penn St.	12/5	*	21	2-4	.500	0-0	.000	0-2	.000	4	2	6	2	0	0	0	0	4
Stony Brook	12/8	*	24	3-3	1.000	0-0	.000	0-2	.000	0	7	7	2	0	2	2	0	6
Miami (OH)	12/17	*	10	0-1	.000	0-0	.000	0-0	.000	0	1	1	1	0	0	0	0	0
at Cincy	12/21	*	15	3-3	1.000	0-0	.000	1-2	.500	1	2	3	0	0	2	2	0	7
at UNC*	12/30	*	29	5-11	.455	0-0	.000	0-0	.000	1	3	4	2	0	0	2	1	10
Notre Dame*	1/2	*	23	1-6	.167	0-0	.000	0-0	.000	3	2	5	0	0	0	2	1	2
BC*	1/5	*	19	3-8	.375	0-0	.000	1-2	.500	2	4	6	1	1	0	1	0	7
at Va. Tech*	1/9	*	21	2-4	.500	0-0	.000	0-0	.000	0	2	2	0	2	0	2	0	4
at Clemson*	1/16	*	28	2-8	.250	0-0	.000	4-7	.571	6	1	7	5	0	3	3	0	8
Syracuse*	1/19	*	22	1-2	.500	0-0	.000	0-0	.000	1	2	3	4	1	3	2	0	2
NC State*	1/23	*	18	0-2	.000	0-0	.000	1-2	.500	2	2	4	0	1	1	0	0	1
at #5 Louisville*	1/26	*	25	3-6	.500	0-0	.000	0-0	.000	4	3	7	2	0	2	0	0	6
Wake Forest*	1/30	*	23	1-4	.250	0-0	.000	0-0	.000	2	2	4	3	0	1	3	1	2
#14 FSU*	2/1	*	19	0-4	.000	0-0	.000	0-2	.000	1	1	2	1	0	2	0	0	0
Georgia Tech*	2/6	*	15	3-5	.600	0-0	.000	0-0	.000	1	0	1	3	0	0	0	1	6
at ND*	2/9	*	22	2-7	.286	0-0	.000	1-2	.500	1	4	5	2	0	3	1	0	5
Duke*	2/13	*	20	1-5	.200	0-0	.000	0-0	.000	1	3	4	5	1	4	0	1	2
at Syracuse*	2/16		23	1-4	.250	0-0	.000	1-3	.333	0	1	1	0	2	0	0	0	3
at BC*	2/20		23	1-3	.333	0-0	.000	1-2	.500	2	1	3	0	1	1	0	0	3
#5 Louisville*	2/23		16	2-2	1.000	0-0	.000	0-0	.000	2	3	5	0	1	0	1	0	4
at Virginia*	2/27		13	0-1	.000	0-0	.000	2-2	1.000	0	1	1	1	0	2	1	0	2
at Miami																		

PRODUCTION TRACKER

	18-19	19-20	Streak	Career
Scored 5+ Points	20	11	-	31
Scored 10+ Points	6	2	-	8
Recorded a Double-Double	2	-	-	2
Had 5+ Rebounds	18	13	-	31
Led Pitt in Rebounds	11	3	-	14
Had Multiple Blocks	10	8	-	18
Led Pitt in Blocks	14	9	-	23
Played 20+ Minutes	21	18	-	39

CAREER STATS

	GP-GS	Min	Avg	FG-A	Pct	3PG-A	Pct	FT-A	Pct	O-D-Rebs	Avg	PF-FO	Ast	TO	Blk	Stl	Pts	Avg
2017-18	14-0	79	5.6	2-7	.286	0-0	.000	3-4	.750	8-11-19	1.4	10-0	2	5	4	2	7	0.5
2018-19	31-25	669	21.6	85-181	.470	0-0	.000	34-83	.410	67-106-173	5.6	84-2	9	61	34	13	204	6.6
2019-20	28-24	589	21.0	47-111	.423	0-0	.000	20-45	.444	51-79-130	4.6	52-3	12	36	26	7	114	4.1
TOTAL	73-49	1337	18.3	134-299	.448	0-0	.000	57-132	.432	126-196-322	4.4	146-5	23	102	64	22	325	4.5

12 GABBIE GREEN

JR | Guard | 5-7 | Communications
Bellville, TX | Bellville (South Plains College)



- Has started all 28 games for the Panthers this season.
- Ranks third on the squad in scoring (9.6 ppg) and fifth in rebounding (3.5 rpg).
- Has connected on 53 three-pointers while ranking third on the team with 31 assists so far this season.
- Notched a career-high 23 points and five rebounds against Miami (OH) (12/17/19).
- Netted a career-high five three-pointers at Clemson and has connected on multiple threes in 14 games this season.

ABOUT GREEN: Elite quickness on both ends of the court. Great shooting touch from deep with a knack for getting to the hoop. Dangerous in the open court and strong defensively.

Last Appearance: 40 mins, 11 pts, 4 rebs, 1 stl at Virginia.



SEASON/CAREER HIGHS

POINTS

Season 23 vs. Miami (OH), 12/17/19
 Career Same

REBOUNDS

Season 10 vs. Duquesne, 11/23/19
 Career Same

ASSISTS

Season 3 vs. Georgetown, 11/16/19
 Career Same

BLOCKS

Season -
 Career -

STEALS

Season 4 at UCF, 11/6/19
 Career Same

MINUTES

Season 40, 2x; last at Virginia, 2/27/20
 Career Same

FIELD GOALS MADE

Season 10 vs. Miami (OH), 12/17/19
 Career Same

FIELD GOALS ATTEMPTED

Season 23 at Clemson, 1/16/20
 Career Same

3PT FIELD GOALS MADE

Season 5 at Clemson, 1/16/20
 Career Same

3PT FIELD GOALS ATTEMPTED

Season 16 at Clemson, 1/16/20
 Career Same

FREE THROWS MADE

Season 5 vs. Fairleigh Dickinson, 11/19/19
 Career Same

FREE THROWS ATTEMPTED

Season 6 vs. Fairleigh Dickinson, 11/19/19
 Career Same

2019-20 GAME-BY-GAME STATS

OPP	DATE	ST	MIN	FG-FGA	PCT	3FG-FGA	PCT	FT-FTA	PCT	O	D	TOT	PF	A	T/O	BLK	STL	PTS
at UCF	11/6	*	26	7-14	.500	4-7	.571	0-0	.000	1	2	3	2	1	0	0	4	18
CCSU	11/11	*	26	2-7	.286	1-4	.250	0-0	.000	1	3	4	3	2	1	0	2	5
G-Town	11/16	*	27	0-4	.000	0-2	.000	1-2	.500	3	0	3	2	3	1	0	1	1
FDU	11/19	*	24	1-6	.167	1-4	.250	5-6	.833	2	1	3	3	0	2	0	0	8
Duquesne	11/23	*	32	3-10	.300	1-4	.250	0-0	.000	2	8	10	1	2	2	0	1	7
vs. Ohio	11/29	*	30	1-10	.100	0-5	.000	0-0	.000	1	3	4	2	2	2	0	1	2
vs. Ole Miss	11/30	*	35	5-11	.456	4-6	.667	0-0	.000	2	2	4	2	3	2	0	1	14
at Penn St.	12/5	*	23	1-7	.143	1-7	.143	0-0	.000	1	0	1	4	2	1	0	2	3
Stony Brook	12/8	*	36	1-5	.200	0-2	.000	2-2	1.000	1	1	2	2	2	0	0	0	4
Miami (OH)	12/17	*	36	10-17	.588	3-9	.333	0-0	.000	3	2	5	3	1	5	0	1	23
at Cincy	12/21	*	24	3-7	.429	2-5	.400	0-0	.000	1	3	4	4	1	2	0	0	8
at UNC*	12/30	*	30	3-7	.429	2-4	.500	0-0	.000	1	1	2	1	1	1	0	0	8
Notre Dame*	1/2	*	36	4-9	.444	3-6	.500	2-2	1.000	1	2	3	3	1	5	0	0	13
BC*	1/5	*	33	4-12	.333	4-8	.500	0-0	.000	0	1	1	1	1	5	0	0	12
at Va. Tech*	1/9	*	29	3-9	.333	3-6	.500	0-0	.000	1	3	4	1	0	0	0	0	9
at Clemson*	1/16	*	40	6-23	.261	5-16	.313	0-0	.000	5	2	7	0	0	2	0	2	17
Syracuse*	1/19	*	35	6-17	.353	2-11	.182	2-2	1.000	4	2	6	0	2	3	0	0	16
NC State*	1/23	*	27	1-6	.167	0-4	.000	1-2	.500	0	2	2	2	2	2	0	0	3
at #5 Louisville*	1/26	*	30	2-10	.200	2-7	.286	0-0	.000	2	1	3	2	1	4	0	0	6
Wake Forest*	1/30	*	35	5-11	.455	2-5	.400	0-0	.000	1	6	7	1	0	1	0	0	12
#14 FSU*	2/1	*	28	4-12	.333	2-8	.250	2-3	.667	0	0	0	2	0	3	0	0	12
Georgia Tech*	2/6	*	29	3-5	.600	2-3	.667	2-3	.667	0	1	1	1	0	2	0	1	10
at ND*	2/9	*	36	2-17	.118	1-12	.083	4-4	1.000	1	5	6	0	1	2	0	0	9
Duke*	2/13	*	35	3-9	.333	0-6	.000	3-3	1.000	1	0	1	0	0	3	0	0	9
at Syracuse*	2/16	*	33	3-6	.500	0-1	.000	2-2	1.000	0	2	2	0	2	0	0	0	8
at BC*	2/20	*	35	4-11	.364	2-5	.400	1-1	1.000	2	3	5	3	1	2	0	2	11
#5 Louisville*	2/23	*	28	4-9	.444	3-4	.500	0-0	.000	1	1	2	0	0	2	0	0	11
at Virginia*	2/27	*	40	4-12	.333	3-10	.300	0-0	.000	1	3	4	1	0	3	0	1	11
at Miami																		

PRODUCTION TRACKER

	19-20	Streak	Career
Scored 5+ Points	23	10	23
Scored 10+ Points	13	3	13
Had Multiple Assists	10	-	10
Made Multiple Three-Pointers	17	3	17
Had Multiple Steals	5	-	5
Led Pitt in Steals	3	-	3
Played 20+ Minutes	28	28	28
Played 30+ Minutes	17	1	17

CAREER STATS

	GP-GS	Min	Avg	FG-A	Pct	3PG-A	Pct	FT-A	Pct	O-D-Rebs	Avg	PF-FO	Ast	TO	Blk	Stl	Pts	Avg
2019-20	28-28	876	31.3	95-284	.335	53-174	.305	27-32	.844	39-60-99	3.5	46-0	31	59	0	19	270	9.6
TOTAL	28-28	876	31.3	95-284	.335	53-174	.305	27-32	.844	39-60-99	3.5	46-0	31	59	0	19	270	9.6

13 KYLA NELSON

JR | Guard | 5-11 | Communications & Economics
Worthing, England | Oaklands College



- Announced her diagnosis of appendix cancer on 9/25/19 and underwent successful surgery the following week.
- Made her season debut after successful cancer surgery on Dec. 17, 2019 vs. Miami (OH) and scored three points and two assists across 12 minutes.
- Saw action in 30 games while earning eight starts during her sophomore campaign.
- Finished off her second season averaging a career-high 6.0 points and 2.2 rebounds while ranking fourth in the ACC by connecting on 40.4% of her three-point attempts.

ABOUT NELSON: Great three-point shooter with strong ball handling abilities. Can play and defend multiple positions on the court and has great leadership qualities.

Last Appearance: 6 mins, 1 reb vs. Notre Dame.



SEASON/CAREER HIGHS

POINTS

Season 3 vs. Miami (OH), 12/17/19
 Career 14 at #10 West Virginia, 12/7/17

REBOUNDS

Season 1, 2x; last vs. Notre Dame, 1/2/20
 Career 6, 2x; last at Duquesne, 12/29/18

ASSISTS

Season 2 vs. Miami (OH), 12/17/19
 Career 6 vs. Arkansas State, 11/25/17

BLOCKS

Season -
 Career 1, 5x; last vs. Virginia, 1/20/19

STEALS

Season -
 Career 3, 2x; last at Clemson, 2/1/18

MINUTES

Season 12 vs. Miami (OH), 12/17/19
 Career 36 vs. Georgia Tech, 1/14/18

FIELD GOALS MADE

Season 1 vs. Miami (OH), 12/17/19
 Career 5 at #10 West Virginia, 12/7/17

FIELD GOALS ATTEMPTED

Season 4 vs. Miami (OH), 12/17/19
 Career 15 at Fordham, 12/3/17

3PT FIELD GOALS MADE

Season 1 vs. Miami (OH), 12/17/19
 Career 4 vs. New Orleans, 11/9/18

3PT FIELD GOALS ATTEMPTED

Season 4 vs. Miami (OH), 12/17/19
 Career 7, 5x; last vs. Syracuse, 1/20/19

FREE THROWS MADE

Season -
 Career 5 vs. Youngstown State, 11/10/17

FREE THROWS ATTEMPTED

Season 1 vs. Miami (OH), 12/17/19
 Career 6 vs. Youngstown State, 11/10/17

2019-20 GAME-BY-GAME STATS

OPP	DATE	ST	MIN	FG-FGA	PCT	3FG-FGA	PCT	FT-FTA	PCT	O	D	TOT	PF	A	T/O	BLK	STL	PTS
at UCF	11/6	-	-	-	-	-	-	-	-	-	-	-	-	-	-	-	-	-
CCSU	11/11	-	-	-	-	-	-	-	-	-	-	-	-	-	-	-	-	-
G-Town	11/16	-	-	-	-	-	-	-	-	-	-	-	-	-	-	-	-	-
FDU	11/19	-	-	-	-	-	-	-	-	-	-	-	-	-	-	-	-	-
Duquesne	11/23	-	-	-	-	-	-	-	-	-	-	-	-	-	-	-	-	-
vs. Ohio	11/29	-	-	-	-	-	-	-	-	-	-	-	-	-	-	-	-	-
vs. Ole Miss	11/30	-	-	-	-	-	-	-	-	-	-	-	-	-	-	-	-	-
at Penn St.	12/5	-	-	-	-	-	-	-	-	-	-	-	-	-	-	-	-	-
Stony Brook	12/8	-	-	-	-	-	-	-	-	-	-	-	-	-	-	-	-	-
Miami (OH)	12/17	12	1-4	.250	1-4	.250	0-1	.000	1	0	1	2	2	1	0	0	0	3
at Cincy	12/21	6	0-1	.000	0-1	.000	0-0	.000	0	0	0	1	0	1	0	0	0	0
at UNC*	12/30	3	0-1	.000	0-1	.000	0-0	.000	0	0	0	1	0	0	0	0	0	0
Notre Dame*	1/2	6	0-1	.000	0-1	.000	0-0	.000	0	1	1	0	0	1	0	0	0	0
BC*	1/5	-	-	-	-	-	-	-	-	-	-	-	-	-	-	-	-	-
at Va. Tech*	1/9	-	-	-	-	-	-	-	-	-	-	-	-	-	-	-	-	-
at Clemson*	1/16	-	-	-	-	-	-	-	-	-	-	-	-	-	-	-	-	-
Syracuse*	1/19	-	-	-	-	-	-	-	-	-	-	-	-	-	-	-	-	-
NC State*	1/23	-	-	-	-	-	-	-	-	-	-	-	-	-	-	-	-	-
at #5 Louisville*	1/26	-	-	-	-	-	-	-	-	-	-	-	-	-	-	-	-	-
Wake Forest*	1/30	-	-	-	-	-	-	-	-	-	-	-	-	-	-	-	-	-
#14 FSU*	2/1	-	-	-	-	-	-	-	-	-	-	-	-	-	-	-	-	-
Georgia Tech*	2/6	-	-	-	-	-	-	-	-	-	-	-	-	-	-	-	-	-
at ND*	2/9	-	-	-	-	-	-	-	-	-	-	-	-	-	-	-	-	-
Duke*	2/13	-	-	-	-	-	-	-	-	-	-	-	-	-	-	-	-	-
at Syracuse*	2/16	-	-	-	-	-	-	-	-	-	-	-	-	-	-	-	-	-
at BC*	2/20	-	-	-	-	-	-	-	-	-	-	-	-	-	-	-	-	-
#5 Louisville*	2/23	-	-	-	-	-	-	-	-	-	-	-	-	-	-	-	-	-
at Virginia	2/27	-	-	-	-	-	-	-	-	-	-	-	-	-	-	-	-	-
at Miami		-	-	-	-	-	-	-	-	-	-	-	-	-	-	-	-	-

PRODUCTION TRACKER

	18-19	19-20	Streak	Career
Scored 5+ Points	19	-	-	33
Scored 10+ Points	6	-	-	8
Had 5+ Rebounds	3	-	-	4
Made Multiple Threes	15	-	-	24
Had Multiple Assists	5	1	-	20
Led Team In Assists	-	-	-	2
Played 20+ Minutes	20	-	-	35
Played 30+ Minutes	-	-	-	2

CAREER STATS

	GP-GS	Min	Avg	FG-A	Pct	3PG-A	Pct	FT-A	Pct	O-D-Rebs	Avg	PF-FO	Ast	TO	Blk	Stl	Pts	Avg
2017-18	30-9	570	19.0	45-167	.269	30-105	.286	14-18	.778	8-37-45	1.5	51-2	48	56	2	13	134	4.5
2018-19	30-8	611	20.4	61-157	.389	42-104	.404	15-20	.750	27-39-66	2.2	47-0	29	53	4	7	179	6.0
2019-20	4-0	27	6.8	1-7	.143	1-7	.143	0-1	.000	1-1-2	0.5	4-0	2	3	0	0	3	0.8
TOTAL	64-17	1208	18.9	107-331	.323	73-216	.338	29-39	.744	36-77-113	1.8	102-2	79	112	6	20	316	4.9

14 CYNTHIA EZEJA

FR | Forward | 6-3 | Undeclared
Athens, Greece | 20th High School of Athens



- Will sit out and redshirt the 2019-20 campaign for the Panthers.
- One of five international student-athletes on the Panthers roster as she grew up in Athens, Greece after being born in Nigeria.
- Led 20th High School of Athens to a second place finish at the National Championships as a senior.
- Played for the top club team in Greece, Panathinaikos AC Athens, under head coach Giorgos Kantzilieris.

ABOUT EZEJA: Athletically gifted post player with an improving offensive game. Strong on the defensive end of the court and a good rebounder.

Last Appearance: Has not appeared in a game.



SEASON/CAREER HIGHS

POINTS

Season -
Career -

REBOUNDS

Season -
Career -

ASSISTS

Season -
Career -

BLOCKS

Season -
Career -

STEALS

Season -
Career -

MINUTES

Season -
Career -

FIELD GOALS MADE

Season -
Career -

FIELD GOALS ATTEMPTED

Season -
Career -

3PT FIELD GOALS MADE

Season -
Career -

3PT FIELD GOALS ATTEMPTED

Season -
Career -

FREE THROWS MADE

Season -
Career -

FREE THROWS MADE

Season -
Career -

2019-20 GAME-BY-GAME STATS

OPP	DATE	ST	MIN	FG-FGA	PCT	3FG-FGA	PCT	FT-FTA	PCT	O	D	TOT	PF	A	T/O	BLK	STL	PTS
at UCF	11/6	-	-	-	-	-	-	-	-	-	-	-	-	-	-	-	-	-
CCSU	11/11	-	-	-	-	-	-	-	-	-	-	-	-	-	-	-	-	-
G-Town	11/16	-	-	-	-	-	-	-	-	-	-	-	-	-	-	-	-	-
FDU	11/19	-	-	-	-	-	-	-	-	-	-	-	-	-	-	-	-	-
Duquesne	11/23	-	-	-	-	-	-	-	-	-	-	-	-	-	-	-	-	-
vs. Ohio	11/29	-	-	-	-	-	-	-	-	-	-	-	-	-	-	-	-	-
vs. Ole Miss	11/30	-	-	-	-	-	-	-	-	-	-	-	-	-	-	-	-	-
at Penn St.	12/5	-	-	-	-	-	-	-	-	-	-	-	-	-	-	-	-	-
Stony Brook	12/8	-	-	-	-	-	-	-	-	-	-	-	-	-	-	-	-	-
Miami (OH)	12/17	-	-	-	-	-	-	-	-	-	-	-	-	-	-	-	-	-
at Cincy	12/21	-	-	-	-	-	-	-	-	-	-	-	-	-	-	-	-	-
at UNC*	12/30	-	-	-	-	-	-	-	-	-	-	-	-	-	-	-	-	-
Notre Dame*	1/2	-	-	-	-	-	-	-	-	-	-	-	-	-	-	-	-	-
BC*	1/5	-	-	-	-	-	-	-	-	-	-	-	-	-	-	-	-	-
at Va. Tech*	1/9	-	-	-	-	-	-	-	-	-	-	-	-	-	-	-	-	-
at Clemson*	1/16	-	-	-	-	-	-	-	-	-	-	-	-	-	-	-	-	-
Syracuse*	1/19	-	-	-	-	-	-	-	-	-	-	-	-	-	-	-	-	-
NC State*	1/23	-	-	-	-	-	-	-	-	-	-	-	-	-	-	-	-	-
at #5 Louisville*	1/26	-	-	-	-	-	-	-	-	-	-	-	-	-	-	-	-	-
Wake Forest*	1/30	-	-	-	-	-	-	-	-	-	-	-	-	-	-	-	-	-
#14 FSU*	2/1	-	-	-	-	-	-	-	-	-	-	-	-	-	-	-	-	-
Georgia Tech*	2/6	-	-	-	-	-	-	-	-	-	-	-	-	-	-	-	-	-
at ND*	2/9	-	-	-	-	-	-	-	-	-	-	-	-	-	-	-	-	-
Duke*	2/13	-	-	-	-	-	-	-	-	-	-	-	-	-	-	-	-	-
at Syracuse*	2/16	-	-	-	-	-	-	-	-	-	-	-	-	-	-	-	-	-
at BC*	2/20	-	-	-	-	-	-	-	-	-	-	-	-	-	-	-	-	-
#5 Louisville*	2/23	-	-	-	-	-	-	-	-	-	-	-	-	-	-	-	-	-
at Virginia*	2/27	-	-	-	-	-	-	-	-	-	-	-	-	-	-	-	-	-
at Miami		-	-	-	-	-	-	-	-	-	-	-	-	-	-	-	-	-

PRODUCTION TRACKER

	19-20	Streak	Career
Scored 5+ Points	-	-	-
Scored 10+ Points	-	-	-
Had Multiple Assists	-	-	-
Made Multiple Three-Pointers	-	-	-
Had Multiple Steals	-	-	-
Led Pitt in Steals	-	-	-
Played 20+ Minutes	-	-	-
Played 30+ Minutes	-	-	-

CAREER STATS

	GP-GS	Min	Avg	FG-A	Pct	3PG-A	Pct	FT-A	Pct	O-D-Rebs	Avg	PF-FO	Ast	TO	Blk	Stl	Pts	Avg
2019-20	0-0	0	0.0	0-0	.000	0-0	.000	0-0	.000	0-0-0	0.0	0-0	0	0	0	0	0	0.0
TOTAL	0-0	0	0.0	0-0	.000	0-0	.000	0-0	.000	0-0-0	0.0	0-0	0	0	0	0	0	0.0

21 MARCELLA LAMARK

JR | Center | 6-4 | Health Services
Sao Paulo, Brazil | Divino Salvador (Texas Tech)



- Has appeared in 20 games for the Panthers after winning an appeal to play immediately with the NCAA in early December.
- Has five games this season with 10+ minutes played off the Pitt bench.
- Scored a career-high nine points on 4-for-6 from the field and two assists against Boston College.
- Started all 23 games of her sophomore campaign at College of Central Florida in 2017-18.

ABOUT LAMARK: Outstanding three-point shooter with great touch and awareness around the bucket. Big strong frame who can rebound the ball and is a good passer.

Last Appearance: 3 mins, 1 pt at Virginia.



SEASON/CAREER HIGHS

POINTS

Season 9 vs. Boston College, 1/5/20
Career Same

REBOUNDS

Season 5 vs. Stony Brook, 12/8/19
Career Same

ASSISTS

Season 2 vs. Boston College, 1/5/20
Career Same

BLOCKS

Season 1, 2x; last vs. Syracuse, 1/19/20
Career Same

STEALS

Season 2 vs. #5 Louisville, 2/23/20
Career Same

MINUTES

Season 13 vs. Boston College, 1/5/20
Career Same

FIELD GOALS MADE

Season 4 vs. Boston College, 1/5/20
Career Same

FIELD GOALS ATTEMPTED

Season 9 vs. Miami (OH), 12/17/19
Career Same

3PT FIELD GOALS MADE

Season 2 vs. #14 Florida State, 2/1/20
Career Same

3PT FIELD GOALS ATTEMPTED

Season 5 vs. Miami (OH), 12/17/19
Career Same

FREE THROWS MADE

Season 2, 3x; last vs. #5 Louisville, 2/23/20
Career Same

FREE THROWS ATTEMPTED

Season 3 vs. Boston College, 1/5/20
Career Same

2019-20 GAME-BY-GAME STATS

OPP	DATE	ST	MIN	FG-FGA	PCT	3FG-FGA	PCT	FT-FTA	PCT	O	D	TOT	PF	A	T/O	BLK	STL	PTS
at UCF	11/6	-	-	-	-	-	-	-	-	-	-	-	-	-	-	-	-	-
CCSU	11/11	-	-	-	-	-	-	-	-	-	-	-	-	-	-	-	-	-
G-Town	11/16	-	-	-	-	-	-	-	-	-	-	-	-	-	-	-	-	-
FDU	11/19	-	-	-	-	-	-	-	-	-	-	-	-	-	-	-	-	-
Duquesne	11/23	-	-	-	-	-	-	-	-	-	-	-	-	-	-	-	-	-
vs. Ohio	11/29	-	-	-	-	-	-	-	-	-	-	-	-	-	-	-	-	-
vs. Ole Miss	11/30	-	-	-	-	-	-	-	-	-	-	-	-	-	-	-	-	-
at Penn St.	12/5	6	0-4	.000	0-3	.000	0-0	.000	0	3	3	1	0	0	0	0	0	0
Stony Brook	12/8	6	0-2	.000	0-2	.000	2-2	1.000	0	5	5	0	1	0	0	0	0	2
Miami (OH)	12/17	12	3-9	.333	1-5	.200	0-0	.000	0	1	1	0	0	1	0	0	0	7
at Cincy	12/21	5	2-3	.667	0-0	.000	0-0	.000	0	0	0	0	0	1	0	1	0	4
at UNC *	12/30	11	1-7	.143	1-3	.333	2-2	1.000	0	3	3	1	0	1	0	1	0	5
Notre Dame*	1/2	-	-	-	-	-	-	-	-	-	-	-	-	-	-	-	-	-
BC*	1/5	13	4-6	.667	0-1	.000	1-3	.333	1	0	1	3	2	0	1	1	1	9
at Va. Tech*	1/9	9	1-2	.500	0-0	.000	0-2	.000	0	2	2	1	0	1	0	0	0	2
at Clemson*	1/16	2	0-0	.000	0-0	.000	0-0	.000	0	0	0	0	0	0	0	0	0	0
Syracuse*	1/19	7	1-2	.500	0-1	.000	0-0	.000	0	2	2	2	0	1	1	0	0	2
NC State*	1/23	10	1-2	.500	1-2	.500	0-0	.000	0	0	0	1	0	1	1	0	0	3
at #5 Louisville*	1/26	5	0-1	.000	0-1	.000	0-2	.000	0	1	1	1	0	0	0	0	0	0
Wake Forest*	1/30	7	2-3	.667	0-0	.000	1-1	1.000	1	3	4	3	0	1	0	0	0	5
#14 FSU*	2/1	9	2-2	1.000	2-2	1.000	0-0	.000	0	2	2	1	1	1	0	0	0	6
Georgia Tech*	2/6	11	1-2	.500	0-1	.000	0-0	.000	0	2	2	3	0	3	0	0	0	2
at ND*	2/9	7	0-2	.000	0-1	.000	0-0	.000	1	0	1	3	0	0	0	0	0	0
Duke*	2/13	7	2-5	.400	0-1	.000	0-0	.000	1	0	1	1	0	3	0	0	0	4
at Syracuse*	2/16	3	1-3	.333	0-1	.000	0-0	.000	0	0	0	1	0	1	0	0	0	2
at BC*	2/20	8	0-1	.000	0-0	.000	0-0	.000	0	0	0	0	0	1	0	0	0	0
#5 Louisville*	2/23	11	0-3	.000	0-0	.000	2-2	1.000	0	1	1	2	0	1	0	2	2	2
at Virginia*	2/27	3	0-0	.000	0-0	.000	1-2	.500	0	0	0	1	0	3	0	0	0	1
at Miami																		

PRODUCTION TRACKER

	19-20	Streak	Career
Scored 5+ Points	5	-	5
Scored 10+ Points	-	-	-
Had 5+ Rebounds	1	-	1
Made a Three-Pointer	4	-	4
Recorded a Block	3	-	3
Led Pitt in Blocks	1	-	1
Played 20+ Minutes	-	-	-
Played 30+ Minutes	-	-	-

CAREER STATS

	GP-GS	Min	Avg	FG-A	Pct	3PG-A	Pct	FT-A	Pct	O-D-Rebs	Avg	PF-FO	Ast	TO	Blk	Stl	Pts	Avg
2019-20	20-0	152	7.6	21-59	.356	5-24	.208	9-16	.563	4-25-29	1.5	25-0	4	20	3	5	56	2.8
TOTAL	20-0	152	7.6	21-59	.356	5-24	.208	9-16	.563	4-25-29	1.5	25-0	4	20	3	5	56	2.8

23 RITA IGBOKWE

FR | Forward | 6-4 | Undeclared
Jonesboro, GA | Mundy's Mill



- Has appeared in all 28 games this season and has started the last four games at center for Pitt.
- Averaging 19.2 minutes, 4.9 points and 6.9 rebounds while leading the team and ranking third in the ACC with 50 blocked shots.
- Posted her first career double-double vs. Duke with a career-high 15 points and 11 rebounds.
- Had a career game against Ohio as she netted nine points, 18 rebounds and six blocks. The 18-rebound game are the most by a Pitt player in a game since 2010 and most by a Pitt freshman since 2005.
- Has five games with 10+ rebounds and 13 games with multiple blocks so far this season.

ABOUT IGBOKWE: Super athletic post player who loves to rebound the basketball. Has a great ability to block shots and adjust shots from opponents. Improving offensive game around the basket.

Last Appearance: 23 mins, 9 pts, 3 rebs, 2 blks at Virginia.



SEASON/CAREER HIGHS

POINTS

Season 15 vs. Duke, 2/13/20
Career Same

REBOUNDS

Season 18 vs. Ohio, 11/29/19
Career Same

ASSISTS

Season 2, vs. #5 Louisville 2/23/20
Career Same

BLOCKS

Season 6 vs. Ohio, 11/29/19
Career Same

STEALS

Season 3, 2x; last vs. Georgia Tech, 2/6/20
Career Same

MINUTES

Season 32 vs. Duke, 2/13/20
Career Same

FIELD GOALS MADE

Season 6, 2x; last vs. Duke, 2/13/20
Career Same

FIELD GOALS ATTEMPTED

Season 11 vs. Duke, 2/13/20
Career Same

3PT FIELD GOALS MADE

Season -
Career -

3PT FIELD GOALS ATTEMPTED

Season -
Career -

FREE THROWS MADE

Season 3, 2x; last vs. Duke, 2/13/20
Career Same

FREE THROWS ATTEMPTED

Season 5 vs. Duke, 2/13/20
Career Same

2019-20 GAME-BY-GAME STATS

OPP	DATE	ST	MIN	FG-FGA	PCT	3FG-FGA	PCT	FT-FTA	PCT	O	D	TOT	PF	A	T/O	BLK	STL	PTS
at UCF	11/6		9	0-1	.000	0-0	.000	0-0	.000	0	1	1	2	0	0	0	0	0
CCSU	11/11		18	1-3	.333	0-0	.000	2-4	.500	2	3	5	3	0	1	3	3	4
G-Town	11/16		22	3-4	.750	0-0	.000	0-0	.000	4	7	11	2	0	1	1	0	6
FDU	11/19		7	0-1	.000	0-0	.000	0-0	.000	2	1	3	1	0	0	0	0	0
Duquesne	11/23		9	1-1	1.000	0-0	.000	0-0	.000	1	2	3	1	0	0	1	1	2
vs. Ohio	11/29		29	4-7	.571	0-0	.000	1-3	.333	5	13	18	2	0	2	6	1	9
vs. Ole Miss	11/30		19	1-4	.250	0-0	.000	1-2	.500	3	1	4	5	0	3	2	1	3
at Penn St.	12/5		15	1-3	.333	0-0	.000	2-2	1.000	3	8	11	1	0	1	4	0	4
Stony Brook	12/8		10	1-2	.500	0-0	.000	1-2	.500	1	2	3	2	0	2	0	0	3
Miami (OH)	12/17		20	3-5	.600	0-0	.000	0-1	.000	3	3	6	0	0	1	2	1	6
at Cincy	12/21		22	2-5	.400	0-0	.000	1-2	.500	5	4	9	2	0	2	4	0	5
at UNC*	12/30		6	0-0	.000	0-0	.000	0-0	.000	1	2	3	0	0	2	1	0	0
Notre Dame*	1/2		17	3-5	.600	0-0	.000	0-0	.000	3	5	8	2	0	2	4	1	6
BC*	1/5		24	6-10	.600	0-0	.000	0-0	.000	3	2	5	3	1	1	2	2	12
at Va. Tech*	1/9		23	2-6	.333	0-0	.000	0-0	.000	4	5	9	2	0	2	2	0	4
at Clemson*	1/16		26	2-4	.500	0-0	.000	0-1	.000	1	5	6	3	0	1	3	0	4
Syracuse*	1/19		17	0-2	.000	0-0	.000	3-4	.750	3	6	9	3	1	0	0	0	3
NC State*	1/23		24	1-4	.250	0-0	.000	1-2	.500	3	7	10	5	0	2	0	0	3
at #5 Louisville*	1/26		17	0-1	.000	0-0	.000	0-0	.000	5	3	8	3	1	1	1	1	0
Wake Forest*	1/30		15	1-4	.250	0-0	.000	0-0	.000	4	1	5	5	0	1	3	0	2
#14 FSU*	2/1		22	2-5	.400	0-0	.000	0-0	.000	2	7	9	2	0	0	5	1	4
Georgia Tech*	2/6		25	4-6	.667	0-0	.000	2-3	.667	1	2	3	3	0	1	0	3	10
at ND*	2/9		17	2-5	.400	0-0	.000	0-0	.000	6	5	11	2	1	1	1	1	4
Duke*	2/13		32	6-11	.545	0-0	.000	3-5	.600	8	3	11	2	0	1	1	1	15
at Syracuse*	2/16	*	21	3-5	.600	0-0	.000	1-3	.333	1	3	4	5	0	1	0	1	7
at BC*	2/20	*	23	2-3	.667	0-0	.000	0-0	.000	4	4	8	5	0	3	0	0	4
#5 Louisville*	2/23	*	25	4-6	.667	0-0	.000	0-0	.000	3	3	6	4	2	2	2	1	8
at Virginia*	2/27	*	23	4-6	.667	0-0	.000	1-2	.500	2	1	3	5	0	2	2	0	9
at Miami																		

PRODUCTION TRACKER

	19-20	Streak	Career
Scored 5+ Points	11	2	11
Scored 10+ Points	3	-	3
Had 5+ Rebounds	19	-	19
Had 10+ Rebounds	6	-	6
Led Pitt in Rebounds	10	-	10
Had Multiple Blocks	14	2	14
Led Pitt in Blocks	16	2	16
Played 20+ Minutes	15	5	15

CAREER STATS

	GP-GS	Min	Avg	FG-A	Pct	3PG-A	Pct	FT-A	Pct	O-D-Rebs	Avg	PF-FO	Ast	TO	Blk	Stl	Pts	Avg
2019-20	28-4	538	19.2	59-119	.496	0-0	.000	19-37	.514	83-109-192	6.9	78-6	6	36	50	19	137	4.9
TOTAL	28-4	538	19.2	59-119	.496	0-0	.000	19-37	.514	83-109-192	6.9	78-6	6	36	50	19	137	4.9

2019-20 COMBINED SEASON STATISTICS



2019-20 Pittsburgh Women's Basketball Combined Team Statistics All games

Page 1/1
as of Feb 28, 2020

Game Records

Record	Overall	Home	Away	Neutral
ALL GAMES	4-24	3-12	0-11	1-1
CONFERENCE	1-16	1-8	0-8	0-0
NON-CONFERENCE	3-8	2-4	0-3	1-1

Score by Periods

Team	1st	2nd	3rd	4th	OT	TOT
Pittsburgh	417	402	391	388	4	1602
Opponents	500	543	489	434	12	1978

Team Box Score

No.	Player				Total		3-Point		F-Throw		Rebounds											
		GP-GS	MIN	AVG	FG-FGA	FG%	3FG-FGA	3FG%	FT-FTA	FT%	OFF	DEF	TOT	AVG	PF	DQ	A	TO	BLK	STL	PTS	AVG
2	BUGG, Aysia	20-20	617:21	30.9	80-242	.331	43-128	.336	38-49	.776	4	32	36	1.8	25	0	46	33	5	15	241	12.1
1	HARRIS, Dayshannette	27-21	733:34	27.2	114-348	.328	18-66	.273	71-112	.634	26	89	115	4.3	79	5	72	118	7	47	317	11.7
12	GREEN, Gabbie	28-28	877:30	31.3	95-283	.336	53-173	.306	27-32	.844	39	60	99	3.5	46	0	31	59	0	19	270	9.6
5	BROWN, Amber	28-28	887:27	31.7	89-222	.401	0-1	.000	65-111	.586	71	152	223	8.0	57	0	40	71	9	27	243	8.7
23	IGBOKWE, Rita	28-4	536:60	19.2	59-119	.496	0-0	.000	19-37	.514	83	109	192	6.9	78	5	6	36	50	19	137	4.9
4	HAYFORD, Emy	28-8	614:12	21.9	48-173	.277	15-76	.197	22-39	.564	31	59	90	3.2	54	2	32	50	3	16	133	4.8
11	JUDKINS, Cara	28-24	584:15	20.9	47-112	.420	0-1	.000	20-45	.444	51	79	130	4.6	52	3	12	36	26	7	114	4.1
21	LAMARK, Marcella	20-0	152:55	7.6	21-59	.356	5-24	.208	9-16	.563	4	25	29	1.5	25	0	4	20	3	5	56	2.8
00	KNIGHT, Jahsyni	27-7	392:01	14.5	16-58	.276	1-2	.500	20-29	.690	16	38	54	2.0	37	0	33	39	1	15	53	2.0
10	PRAPA, Ismini	24-0	202:34	8.4	14-50	.280	7-27	.259	0-0	.000	6	16	22	0.9	18	0	6	14	1	8	35	1.5
13	NELSON, Kyla	4-0	27:16	6.8	1-7	.143	1-7	.143	0-1	.000	1	1	2	0.5	4	0	2	3	0	0	3	0.8
Team											64	66	130				24					
Total		28	5626		584-1673	.349	143-505	.283	291-471	.618	396	726	1122	40.1	475	15	284	503	105	178	1602	57.2
Opponents		28	5625		731-1793	.408	198-622	.318	318-455	.699	391	764	1155	41.3	440	4	462	373	134	218	1978	70.6

Team Statistics

	PITT	OPP
Scoring	1602	1978
Points per game	57.2	70.6
Scoring margin	-13.4	-
Field goals-att	584-1673	731-1793
Field goal pct	.349	.408
3 point fg-att	143-505	198-622
3-point FG pct	.283	.318
3-pt FG made per game	5.1	7.1
Free throws-att	291-471	318-455
Free throw pct	.618	.699
F-Throws made per game	10.4	11.4
Rebounds	1122	1155
Rebounds per game	40.1	41.3
Rebounding margin	-1.2	-
Assists	284	462
Assists per game	10.1	16.5
Turnovers	503	373
Turnovers per game	18.0	13.3
Turnover margin	-4.6	-
Assist/turnover ratio	0.6	1.2
Steals	178	218
Steals per game	6.4	7.8
Blocks	105	134
Blocks per game	3.8	4.8
Winning streak	0	-
Home win streak	0	-
Attendance	25489	40316
Home games-Avg/Game	15-1699	11-3665
Neutral site-Avg/Game	-	2-180

Team Results

Date	Opponent		Score	Att.
11/06/2019	at UCF	L	58-74	6973
11/11/2019	Central Conn. St.	W	81-73	572
11/16/2019	Georgetown	L	56-66	657
11/19/2019	Fairleigh Dickinson	W	69-60	6730
11/23/2019	Duquesne	L	62-81	1182
11/29/2019	vs Ohio	L	50-72	263
11/30/2019	vs Ole Miss	W	58-50	97
12/05/2019	at Penn St.	L	73-78	1667
12/08/2019	Stony Brook	L	56-59	1149
12/17/2019	Miami (OH)	L	71-80	894
12/21/2019	at Cincinnati	L	53-69	886
12/30/2019	at North Carolina	L	62-70	1852
01/02/2020	Notre Dame	L	52-60	1368
01/05/2020	Boston College	L	70-79	3791
01/09/2020	at Virginia Tech	L	56-68	1332
01/16/2020	at Clemson	Lot	67-75	1329
01/19/2020	Syracuse	L	51-69	1364
01/23/2020	NC State	L	44-88	832
01/26/2020	at Louisville	L	49-83	11624
01/30/2020	Wake Forest	W	53-48	813
02/01/2020	Florida St.	L	41-66	2352
02/06/2020	Georgia Tech	L	48-77	591
02/09/2020	at Notre Dame	L	52-74	7916
02/13/2020	Duke	L	56-73	876
02/16/2020	at Syracuse	L	53-71	3237
02/20/2020	at Boston College	L	59-70	1289
02/23/2020	Louisville	L	47-79	2318
02/27/2020	at Virginia	L	55-66	2211

2019-20 COMBINED SEASON STATISTICS (ACC ONLY)



2019-20 Pittsburgh Women's Basketball Combined Team Statistics In Conference games

Page 1/1
as of Feb 28, 2020

Game Records

Record	Overall	Home	Away	Neutral
ALL GAMES	1-16	1-8	0-8	0-0
CONFERENCE	1-16	1-8	0-8	0-0
NON-CONFERENCE	0-0	0-0	0-0	0-0

Score by Periods

Team	1st	2nd	3rd	4th	OT	TOT
Pittsburgh	225	231	230	225	4	915
Opponents	282	313	341	268	12	1216

Team Box Score

No.	Player				Total		3-Point		F-Throw		Rebounds													
		GP-GS	MIN	AVG	FG-FGA	FG%	3FG-FGA	3FG%	FT-FTA	FT%	OFF	DEF	TOT	AVG	PF	DQ	A	TO	BLK	STL	PTS	AVG		
1	HARRIS, Dayshannette	16-10	436:30	27.3	75-232	.323	16-52	.308	44-68	.647	14	60	74	4.6	49	3	40	71	5	29	210	13.1		
12	GREEN, Gabbie	17-17	558:43	32.9	61-185	.330	36-118	.305	19-22	.864	21	35	56	3.3	18	0	12	40	0	6	177	10.4		
2	BUGG, Aysia	10-10	279:43	28.0	32-103	.311	17-55	.309	11-16	.688	2	13	15	1.5	12	0	22	19	3	6	92	9.2		
5	BROWN, Amber	17-17	536:01	31.5	39-115	.339	0-1	.000	33-58	.569	44	92	136	8.0	35	0	28	43	3	16	111	6.5		
23	IGBOKWE, Rita	17-4	357:57	21.1	42-83	.506	0-0	.000	11-21	.524	54	64	118	6.9	57	4	6	23	27	12	95	5.6		
4	HAYFORD, Emy	17-7	368:40	21.7	25-107	.234	9-50	.180	13-20	.650	19	31	50	2.9	32	1	17	31	1	10	72	4.2		
11	JUDKINS, Cara	17-13	358:43	21.1	28-82	.341	0-0	.000	11-22	.500	29	35	64	3.8	28	2	10	22	17	6	67	3.9		
21	LAMARK, Marcella	16-0	122:10	7.6	16-41	.390	4-14	.286	7-14	.500	4	16	20	1.3	24	0	3	18	3	4	43	2.7		
00	KNIGHT, Jahsyni	17-7	275:43	16.2	11-45	.244	1-2	.500	12-18	.667	13	30	43	2.5	26	0	26	28	0	12	35	2.1		
10	PRAPA, Ismini	14-0	122:43	8.8	5-29	.172	3-17	.176	0-0	.000	4	12	16	1.1	10	0	2	10	1	3	13	0.9		
13	NELSON, Kyla	2-0	09:13	4.6	0-2	.000	0-2	.000	0-0	.000	0	1	1	0.5	1	0	0	1	0	0	0	0.0		
Team											44	40	84					10						
Total		17	3426		334-1024	.326	86-311	.277	161-259	.622	248	429	677	39.8	292	10	166	316	60	104	915	53.8		
Opponents		17	3425		447-1102	.406	114-368	.310	208-286	.727	257	487	744	43.8	255	1	283	223	91	148	1216	71.5		

Team Statistics

	PITT	OPP
Scoring	915	1216
Points per game	53.8	71.5
Scoring margin	-17.7	-
Field goals-att	334-1024	447-1102
Field goal pct	.326	.406
3 point fg-att	86-311	114-368
3-point FG pct	.277	.310
3-pt FG made per game	5.1	6.7
Free throws-att	161-259	208-286
Free throw pct	.622	.727
F-Throws made per game	9.5	12.2
Rebounds	677	744
Rebounds per game	39.8	43.8
Rebounding margin	-3.9	-
Assists	166	283
Assists per game	9.8	16.6
Turnovers	316	223
Turnovers per game	18.6	13.1
Turnover margin	-5.5	-
Assist/turnover ratio	0.5	1.3
Steals	104	148
Steals per game	6.1	8.7
Blocks	60	91
Blocks per game	3.5	5.4
Winning streak	0	-
Home win streak	0	-
Attendance	14305	30790
Home games-Avg/Game	9-1589	8-3849
Neutral site-Avg/Game	-	0-0

Team Results

Date	Opponent		Score	Att.
12/30/2019	at North Carolina	L	62-70	1852
01/02/2020	Notre Dame	L	52-60	1368
01/05/2020	Boston College	L	70-79	3791
01/09/2020	at Virginia Tech	L	56-68	1332
01/16/2020	at Clemson	Lot	67-75	1329
01/19/2020	Syracuse	L	51-69	1364
01/23/2020	NC State	L	44-88	832
01/26/2020	at Louisville	L	49-83	11624
01/30/2020	Wake Forest	W	53-48	813
02/01/2020	Florida St.	L	41-66	2352
02/06/2020	Georgia Tech	L	48-77	591
02/09/2020	at Notre Dame	L	52-74	7916
02/13/2020	Duke	L	56-73	876
02/16/2020	at Syracuse	L	53-71	3237
02/20/2020	at Boston College	L	59-70	1289
02/23/2020	Louisville	L	47-79	2318
02/27/2020	at Virginia	L	55-66	2211

2019-20 PITT GAME-BY-GAME

**2019-20 Pittsburgh Women's Basketball
Team Game-by-Game
All games**

Page 1/1
as of Feb 28, 2020

Opponent	Date	Score		Total		3-Pointers		Free throws		Rebounds				PF	A	TO	BLK	STL	PTS	AVG
				FG-FGA	PCT	3FG-FGA	PCT	FT-FTA	PCT	OFF	DEF	TOT	AVG							
at UCF	11/06/2019	58-74	L	22-52	.423	10-20	.500	4-8	.500	4	19	23	23.0	19	12	21	1	11	58	58.0
Central Conn. St.	11/11/2019	81-73	W	26-58	.448	8-22	.364	21-27	.778	14	17	31	27.0	15	13	13	3	12	81	69.5
Georgetown	11/16/2019	56-66	L	19-59	.322	6-18	.333	12-20	.600	13	25	38	30.7	16	9	11	2	4	56	65.0
Fairleigh Dickinson	11/19/2019	69-60	W	24-54	.444	2-14	.143	19-28	.679	14	34	48	35.0	13	11	17	3	2	69	66.0
Duquesne	11/23/2019	62-81	L	25-66	.379	2-12	.167	10-15	.667	13	34	47	37.4	11	7	19	5	5	62	65.2
vs Ohio	11/29/2019	50-72	L	18-57	.316	1-15	.067	13-23	.565	14	35	49	39.3	25	7	19	7	4	50	62.7
vs Ole Miss	11/30/2019	58-50	W	19-50	.380	7-17	.412	13-23	.565	16	29	45	40.1	17	10	20	4	9	58	62.0
at Penn St.	12/05/2019	73-78	L	26-77	.338	7-25	.280	14-22	.636	23	28	51	41.5	25	12	13	6	7	73	63.4
Stony Brook	12/08/2019	56-59	L	20-51	.392	2-10	.200	14-18	.778	11	30	41	41.4	16	12	19	2	4	56	62.6
Miami (OH)	12/17/2019	71-80	L	31-66	.470	8-25	.320	1-7	.143	13	23	36	40.9	12	15	18	3	7	71	63.4
at Cincinnati	12/21/2019	53-69	L	20-59	.339	4-16	.250	9-21	.429	13	23	36	40.5	14	10	17	9	9	53	62.5
at North Carolina	12/30/2019	62-70	L	24-64	.375	6-16	.375	8-19	.421	10	29	39	40.3	19	11	11	3	11	62	62.4
Notre Dame	01/02/2020	52-60	L	16-63	.254	3-17	.176	17-25	.680	21	32	53	41.3	18	11	21	8	9	52	61.6
Boston College	01/05/2020	70-79	L	27-68	.397	6-16	.375	10-15	.667	15	20	35	40.9	16	21	14	5	9	70	62.2
at Virginia Tech	01/09/2020	56-68	L	23-59	.390	6-15	.400	4-9	.444	10	32	42	40.9	12	9	17	5	3	56	61.8
at Clemson	01/16/2020	67-75	Lot	22-78	.282	8-29	.276	15-21	.714	27	28	55	41.8	25	7	18	6	7	67	62.1
Syracuse	01/19/2020	51-69	L	15-52	.288	6-23	.261	15-22	.682	19	27	46	42.1	12	8	26	4	4	51	61.5
NC State	01/23/2020	44-88	L	18-61	.295	4-17	.235	4-7	.571	12	21	33	41.6	16	8	16	1	3	44	60.5
at Louisville	01/26/2020	49-83	L	19-64	.297	6-28	.214	5-8	.625	18	22	40	41.5	20	9	22	1	4	49	59.9
Wake Forest	01/30/2020	53-48	W	22-58	.379	3-12	.250	6-11	.545	15	31	46	41.7	17	8	22	9	5	53	59.6
Florida St.	02/01/2020	41-66	L	14-57	.246	6-17	.353	7-13	.538	14	26	40	41.6	14	7	15	6	3	41	58.7
Georgia Tech	02/06/2020	48-77	L	18-47	.383	5-11	.455	7-15	.467	9	17	26	40.9	21	13	23	1	7	48	58.2
at Notre Dame	02/09/2020	52-74	L	18-70	.257	3-28	.107	13-18	.722	15	28	43	41.0	18	11	13	1	8	52	57.9
Duke	02/13/2020	56-73	L	23-60	.383	1-13	.077	9-14	.643	23	23	46	41.2	13	11	24	1	5	56	57.8
at Syracuse	02/16/2020	53-71	L	20-55	.364	1-9	.111	12-22	.545	5	27	32	40.8	15	9	17	1	9	53	57.6
at Boston College	02/20/2020	59-70	L	20-57	.351	6-16	.375	13-15	.867	12	19	31	40.5	21	4	16	0	8	59	57.7
Louisville	02/23/2020	47-79	L	17-58	.293	7-20	.350	6-9	.667	14	21	35	40.3	15	9	22	3	4	47	57.3
at Virginia	02/27/2020	55-66	L	18-53	.340	9-24	.375	10-16	.625	9	26	35	40.1	20	10	19	5	5	55	57.2
Total		1602		584-1673	.349	143-505	.283	291-471	.618	396	726	1122	40.1	475	284	503	105	178	1602	57.2
Opponents		1978		731-1793	.408	198-622	.318	318-455	.699	391	764	1155	41.3	440	462	373	134	218	1978	70.6

Pittsburgh Averages

Games Played	Points/game	FG Pct	3FG Pct	FT Pct	Rebounds/game	Assists/game	Turnovers/game	Assist/Turnover ratio	Steals/game	Blocks/game
28	57.2	34.9	28.3	61.8	40.1	10.1	18.0	0.6	6.4	3.8

2019-20 OPPONENT GAME-BY-GAME



2019-20 Pittsburgh Women's Basketball Opponents Game-by-Game All games

Page 1/1
as of Feb 28, 2020

Opponent	Date	Score		Total		3-Pointers		Free throws		Rebounds				PF	A	TO	BLK	STL	PTS	AVG
				FG-FGA	PCT	3FG-FGA	PCT	FT-FTA	PCT	OFF	DEF	TOT	AVG							
at UCF	11/06/2019	58-74	L	26-57	.456	10-20	.500	12-14	.857	10	23	33	33.0	14	17	20	4	5	74	74.0
Central Conn. St.	11/11/2019	81-73	W	26-57	.456	14-29	.483	7-10	.700	15	17	32	32.5	22	22	21	1	4	73	73.5
Georgetown	11/16/2019	56-66	L	26-61	.426	5-29	.172	9-15	.600	12	30	42	35.7	14	20	9	9	3	66	71.0
Fairleigh Dickinson	11/19/2019	69-60	W	23-68	.338	11-32	.344	3-5	.600	12	21	33	35.0	22	12	9	3	3	60	68.3
Duquesne	11/23/2019	62-81	L	34-72	.472	9-26	.346	4-10	.400	8	30	38	35.6	11	19	12	7	9	81	70.8
vs Ohio	11/29/2019	50-72	L	23-71	.324	9-29	.310	17-24	.708	15	29	44	37.0	18	14	9	2	10	72	71.0
vs Ole Miss	11/30/2019	58-50	W	20-56	.357	2-14	.143	8-17	.471	11	21	32	36.3	20	8	16	3	8	50	68.0
at Penn St.	12/05/2019	73-78	L	25-64	.391	3-16	.188	25-40	.625	18	33	51	38.1	18	8	12	4	6	78	69.3
Stony Brook	12/08/2019	56-59	L	21-58	.362	7-24	.292	10-14	.714	9	22	31	37.3	17	16	11	1	4	59	68.1
Miami (OH)	12/17/2019	71-80	L	31-64	.484	10-24	.417	8-11	.727	12	23	35	37.1	14	20	15	6	6	80	69.3
at Cincinnati	12/21/2019	53-69	L	29-63	.460	4-11	.364	7-9	.778	12	28	40	37.4	15	23	16	3	12	69	69.3
at North Carolina	12/30/2019	62-70	L	26-69	.377	7-20	.350	11-14	.786	14	33	47	38.2	13	13	15	6	5	70	69.3
Notre Dame	01/02/2020	52-60	L	23-69	.333	1-8	.125	13-18	.722	17	29	46	38.8	20	18	16	7	11	60	68.6
Boston College	01/05/2020	70-79	L	32-64	.500	9-17	.529	6-11	.545	13	28	41	38.9	13	23	18	1	8	79	69.4
at Virginia Tech	01/09/2020	56-68	L	24-66	.364	9-37	.243	11-12	.917	9	26	35	38.7	10	9	9	9	7	68	69.3
at Clemson	01/16/2020	67-75	Lot	26-66	.394	4-15	.267	19-24	.792	15	31	46	39.1	20	14	14	6	10	75	69.6
Syracuse	01/19/2020	51-69	L	25-67	.373	9-31	.290	10-13	.769	16	24	40	39.2	17	16	11	8	12	69	69.6
NC State	01/23/2020	44-88	L	33-67	.493	10-29	.345	12-14	.857	13	34	47	39.6	11	23	9	4	10	88	70.6
at Louisville	01/26/2020	49-83	L	31-65	.477	7-24	.292	14-19	.737	13	29	42	39.7	13	23	10	4	15	83	71.3
Wake Forest	01/30/2020	53-48	W	17-66	.258	4-19	.211	10-17	.588	21	24	45	40.0	16	11	16	4	12	48	70.1
Florida St.	02/01/2020	41-66	L	25-68	.368	7-24	.292	9-14	.643	20	31	51	40.5	14	12	9	7	7	66	69.9
Georgia Tech	02/06/2020	48-77	L	27-62	.435	6-17	.353	17-22	.773	20	23	43	40.6	11	19	14	3	10	77	70.2
at Notre Dame	02/09/2020	52-74	L	26-62	.419	9-23	.391	13-17	.765	10	40	50	41.0	20	20	18	2	3	74	70.4
Duke	02/13/2020	56-73	L	29-73	.397	8-22	.364	7-10	.700	22	16	38	40.9	15	22	11	4	7	73	70.5
at Syracuse	02/16/2020	53-71	L	24-61	.393	8-34	.235	15-18	.833	12	36	48	41.2	19	15	17	10	7	71	70.5
at Boston College	02/20/2020	59-70	L	26-57	.456	5-19	.263	13-21	.619	16	27	43	41.3	15	9	16	3	5	70	70.5
Louisville	02/23/2020	47-79	L	30-62	.484	5-13	.385	14-21	.667	14	26	40	41.2	13	21	9	9	13	79	70.8
at Virginia	02/27/2020	55-66	L	23-58	.397	6-16	.375	14-21	.667	12	30	42	41.3	15	15	11	4	6	66	70.6
Total		1978		731-1793	.408	198-622	.318	318-455	.699	391	764	1155	41.3	440	462	373	134	218	1978	70.6
Pittsburgh		1602		584-1673	.349	143-505	.283	291-471	.618	396	726	1122	40.1	475	284	503	105	178	1602	57.2

Opponents Averages

Games Played	Points/game	FG Pct	3FG Pct	FT Pct	Rebounds/game	Assists/game	Turnovers/game	Assist/Turnover ratio	Steals/game	Blocks/game
28	70.6	40.8	31.8	69.9	41.3	16.5	13.3	1.2	7.8	4.8

2019-20 PITT POINTS-REBOUNDS-ASSISTS



2019-20 Pittsburgh Women's Basketball Points-rebounds-assists All games

Page 1/1
as of Feb 28, 2020

Opponent	Date	Score		00 KNIGHT, JAH	1 HARRIS, DAY	2 BUGG, AYSIA	4 HAYFORD, EM	5 BROWN, AMBE	10 PRAPA, ISMI	11 JUDKINS, CA	12 GREEN, GABB	13 NELSON, KYL	21 LAMARK, MAR	23 IGBOKWE, RI
at UCF	11/06/2019	58-74	L	0-0-0	3-2-4	17-3-4	5-1-2	3-5-0	8-0-0	4-7-1	18-3-1	DNP	DNP	0-1-0
CCSU	11/11/2019	81-73	W	5-1-2	11-2-1	26-2-4	3-1-1	13-10-0	4-0-2	10-4-1	5-4-2	DNP	DNP	4-5-0
GTown	11/16/2019	56-66	L	1-0-0	7-0-3	17-2-0	13-4-2	11-10-1	0-1-0	0-5-0	1-3-3	DNP	DNP	6-11-0
FDU	11/19/2019	69-60	W	6-4-1	9-4-6	17-0-1	8-10-1	9-12-2	4-2-0	8-7-0	8-3-0	DNP	DNP	0-3-0
DU	11/23/2019	62-81	L	2-3-1	22-5-0	7-2-0	0-3-3	14-5-1	0-0-0	8-13-0	7-10-2	DNP	DNP	2-3-0
vs Ohio	11/29/2019	50-72	L	2-1-0	9-3-2	10-5-1	4-2-0	14-4-1	0-2-1	0-2-0	2-4-2	DNP	DNP	9-18-0
vs OM	11/30/2019	58-50	W	0-0-0	5-2-4	20-5-2	2-3-1	14-10-0	0-0-0	0-11-0	14-4-3	DNP	DNP	3-4-0
at PSU	12/05/2019	73-78	L	0-1-0	26-6-4	11-1-4	9-3-2	16-12-0	0-0-0	4-6-0	3-1-2	DNP	0-3-0	4-11-0
SBU	12/08/2019	56-59	L	DNP	4-6-3	16-0-4	6-5-1	15-8-1	DNP	6-7-0	4-2-2	DNP	2-5-1	3-3-0
Miami	12/17/2019	71-80	L	2-1-3	6-6-4	DNP	7-5-2	11-6-3	6-1-0	0-1-0	23-5-1	3-1-2	7-1-0	6-6-0
at UC	12/21/2019	53-69	L	0-0-0	5-5-1	8-1-4	4-3-0	12-5-3	0-0-1	7-3-0	8-4-1	0-0-0	4-0-0	5-9-0
at UNC	12/30/2019	62-70	L	4-3-3	11-4-1	11-0-3	6-1-1	7-13-2	DNP	10-4-0	8-2-1	0-0-0	5-3-0	0-3-0
ND	01/02/2020	52-60	L	0-1-0	9-4-2	2-2-5	8-6-0	12-11-3	0-1-0	2-5-0	13-3-1	0-1-0	DNP	6-8-0
BC	01/05/2020	70-79	L	4-3-3	5-8-6	10-1-6	5-2-0	6-6-1	0-1-0	7-6-1	12-1-1	DNP	9-1-2	12-5-1
at Hokies	01/09/2020	56-68	L	0-4-1	9-1-1	10-4-1	8-3-1	10-9-3	0-0-0	4-2-2	9-4-0	DNP	2-2-0	4-9-0
at Clem	01/16/2020	67-75	Lot	4-7-2	8-3-0	14-3-1	7-2-3	5-11-1	0-0-0	8-7-0	17-7-0	DNP	0-0-0	4-6-0
Syr	01/19/2020	51-69	L	1-3-0	8-2-3	13-0-1	1-1-0	5-11-0	DNP	2-3-1	16-6-2	DNP	2-2-0	3-9-1
NCSU	01/23/2020	44-88	L	2-2-1	16-3-1	12-0-1	2-3-1	2-7-1	0-0-0	1-4-1	3-2-2	DNP	3-0-0	3-10-0
at LOU	01/26/2020	49-83	L	0-0-0	18-6-5	8-1-1	5-3-0	6-9-1	0-1-0	6-7-0	6-3-1	DNP	0-1-0	0-8-1
Wake	01/30/2020	53-48	W	0-0-0	13-7-3	12-3-3	2-1-1	5-8-1	DNP	2-4-0	12-7-0	DNP	5-4-0	2-5-0
FSU	02/01/2020	41-66	L	2-3-3	17-7-2	0-1-0	0-5-0	0-5-1	0-0-0	0-2-0	12-0-0	DNP	6-2-1	4-9-0
GaTech	02/06/2020	48-77	L	4-5-7	8-2-2	DNP	8-4-4	0-3-0	0-1-0	6-1-0	10-1-0	DNP	2-2-0	10-3-0
at ND	02/09/2020	52-74	L	2-4-1	14-2-2	DNP	1-3-1	17-7-5	0-1-0	5-5-0	9-6-1	DNP	0-1-0	4-11-1
Duke	02/13/2020	56-73	L	2-3-4	DNP	DNP	6-7-4	11-9-2	7-4-0	2-4-1	9-1-0	DNP	4-1-0	15-11-0
at Syr	02/16/2020	53-71	L	1-1-0	18-7-3	DNP	0-3-0	14-6-1	0-1-1	3-1-2	8-2-2	DNP	2-0-0	7-4-0
at BC	02/20/2020	59-70	L	4-3-1	27-6-1	DNP	0-1-0	7-4-0	3-0-0	3-3-1	11-5-1	DNP	0-0-0	4-8-0
LOU	02/23/2020	47-79	L	5-0-0	10-5-2	DNP	5-1-0	2-9-3	0-3-1	4-5-1	11-2-0	DNP	2-1-0	8-6-2
at UVa	02/27/2020	55-66	L	0-1-0	19-7-6	DNP	8-4-1	2-8-3	3-3-0	2-1-0	11-4-0	DNP	1-0-0	9-3-0



2019-20 TEAM RANKINGS SUMMARY - NCAA

NCAA Statistics

Pittsburgh - 2019-20 Women's Basketball Ranking Summary thru games 02/27/2020

Statistic	National Rank	Conference Rank	Value	National Leader	Value	Conference Leader	Value
Assist Turnover Ratio (348 ranked)	321	14	0.56	Oregon	1.84	North Carolina	1.16
Assists (348 ranked)	304	15	284	Baylor	607	Louisville	466
Assists Per Game (348 ranked)	324	15	10.1	Baylor	22.5	Louisville	16.1
Blocked Shots (348 ranked)	94	8	105	South Carolina	245	Syracuse	172
Blocked Shots Per Game (348 ranked)	105	7	3.8	South Carolina	8.4	Syracuse	6.1
Defensive Rebounds per Game (29 ranked)				Troy	32.7	NC State	30.7
Fewest Fouls (345 ranked)	219	9	475	UConn	302	NC State	343
Fewest Turnovers (348 ranked)	307	13	503	Penn	275	North Carolina	343
Field-Goal Percentage (348 ranked)	341	15	34.9	Oregon	50.6	Louisville	45.8
Field-Goal Percentage Defense (348 ranked)	225	15	40.8	Baylor	30.7	NC State	34.9
Free Throw Attempts (348 ranked)	147	9	471	Western Ill.	679	North Carolina	566
Free Throws Made (348 ranked)	243	13	291	Denver	474	North Carolina	417
Free-Throw Percentage (348 ranked)	324	15	61.8	William & Mary	81.1	Louisville	74.6
Offensive Rebounds per Game (30 ranked)				Troy	22.9	Syracuse	14.8
Personal Fouls Per Game (348 ranked)	183	10	17.0	UConn	11.2	NC State	12.3
Rebound Margin (348 ranked)	222	14	-1.2	Troy	15.7	NC State	9.6
Rebounds (348 ranked)	47	9	1,122	Troy	1,445	NC State	1,199
Rebounds Per Game (348 ranked)	70	8	40.07	Troy	55.58	NC State	42.82
Scoring Defense (348 ranked)	298	15	70.6	Princeton	48.0	Georgia Tech	52.4
Scoring Margin (348 ranked)	331	15	-13.4	Baylor	32.1	Louisville	16.7
Scoring Offense (348 ranked)	314	15	57.2	Oregon	85.8	North Carolina	73.8
Steals (348 ranked)	262	12	178	Alcorn	386	Duke	284
Steals Per Game (348 ranked)	274	11	6.4	Alcorn	14.3	Duke	10.1
Three Pt FG Defense (348 ranked)	217	14	31.8	Old Dominion	23.4	Virginia Tech	27.2
Three-Point Field Goals Attempted (150 ranked)				FGCU	1,016	Syracuse	766
Three-Point Field Goals Made (348 ranked)	225	10	143	FGCU	350	NC State	232
Three-Point Field Goals Per Game (348 ranked)	243	10	5.1	FGCU	12.1	NC State	8.3
Three-Point Field-Goal Percentage (348 ranked)	283	13	28.3	UConn	40.1	Virginia Tech	35.3
Turnover Margin (348 ranked)	332	15	-4.64	FGCU	10.41	Georgia Tech	3.54
Turnovers Forced (348 ranked)	310	14	13.32	Alcorn	26.56	Duke	18.32
Turnovers Per Game (348 ranked)	287	14	18.0	FGCU	10.6	North Carolina	12.3
Won-Lost Percentage (348 ranked)	333	15	14.3	South Carolina	96.6	Louisville	89.7

2019-20 PITTSBURGH PANTHERS - PHOTO ROSTER



JAHSYNI KNIGHT | G | SO | 5-8
Perth Amboy, NJ | Rutgers Prep



DAYSHYANETTE HARRIS | G | FR | 5-7
Youngstown, OH | Ursuline



AYSIA BUGG | G | R-SR | 5-7
Chicago, Ill. | Bolingbrook HS



EMY HAYFORD | G | FR | 5-8
Maastricht, Netherlands | Calandlyceum



AMBER BROWN | G | FR | 6-0
Monroe, LA | Little Rock Christian



ISMINI PRAPA | G | SO | 5-7
Athens, Greece | American Community School of Athens



CARA JUDKINS | C | JR | 6-2
Bethesda, MD | Our Lady of Good Counsel



GABBIE GREEN | G | JR | 5-7
Bellville, TX | South Plains College



KYLA NELSON | G | JR | 5-11
Worthing, England | Oaklands College



CYNTHIA EZEJA | F | FR | 6-3
Athens, Greece | 20th High School of Athens



MARCELLA LAMARK | C | JR | 6-4
Sao Paulo, Brazil | Texas Tech



RITA IGBOKWE | F | FR | 6-4
Jonesboro, GA | Mundy's Mill

ON THE PITT BENCH



LANCE WHITE
HEAD COACH



TERRI MITCHELL
ASSOCIATE HEAD COACH



JOSH PETERSEN
ASSISTANT COACH



BRIDGETTE MITCHELL
ASSISTANT COACH



RHEN VAIL
STRENGTH & CONDITIONING