

2006-07 Miami Women's Basketball Media Guide

Table of Contents

Schedule 2
 2006-07 Roster 3
 2006-07 Outlook 4-6

2006-07 Hurricanes

Amy Audibert 8-11
 Renee Taylor 12-15
 Lamese James 16-19
 Albrey Grimsley 20-23
 LaToya Cunningham 24-27
 Brittany Denson 28-31
 Maurtia Reid 32-33
 Charmaine Clark 34-35
 Eboni Sadler 36-37
 Carla Williams 38-39
 Kathryn Hester 40-41

Coaching and Support Staff

Head Coach Katie Meier 44-45
 Assistant Coach Darrick Gibbs 46
 Assistant Coach Lonnette Hall 47
 Assistant Coach Angie Hembree 48
 President Donna E. Shalala 49
 Athletics Director Paul Dee 50
 NCAA Compliance 51-52
 UM Administration 53
 Training and Medical Staff 54
 Strength Coach and Academic Advisor 55
 Support Staff 56

The University of Miami

University of Miami 58-59
 This is Miami 60-61
 Athletic Excellence 62-63
 UM Facilities 64-65
 Strength and Conditioning Facilities 66-67
 BankUnited Center 68-69
 BankUnited Center Facilities 70-71
 Athletic Department Facilities 72-73
 Wellness Center 74-75
 Media Exposure 76-77
 Hurricane Tradition 78-79
 Building Tradition 80-81

The ACC

The Atlantic Coast Conference 84
 School Affiliations 85
 2006-07 ACC Preview 86
 2005-06 Year in Review 87
 2005-06 Statistics 88

Opponents

Auburn 89
 Boston College
 Clemson
 Coppin State
 Duke
 Florida International
 Florida State
 Georgia State
 Georgia Tech
 Houston
 Indiana
 Jackson State
 James Madison
 Maryland 90
 Michigan
 Mississippi
 Nicholls State
 North Carolina
 NC State
 San Francisco
 Santa Clara
 St. Mary's
 Texas State
 UW-Milwaukee
 Virginia
 Virginia Tech
 Wake Forest
 Wright State 91

2005-06 Review

2005-06 Recap 94-95
 2005-06 Results 96
 2005-06 Individual Statistics 97
 2005-06 Category Leaders 98
 2005-06 Analysis 99
 2005-06 Game-By-Game Comparison 100
 2005-06 Boxscores 101-108

History

The History of UM Basketball 110-115
 UM Sports Hall of Fame 116
 Retired Numbers 117
 All-Time Letterwinners 118-119
 Players in the Pros 120
 All-Time Postseason Results 121
 NCAA Tournament Teams 122-123
 Year-By-Year Results 124-128
 All-Time Series Results 129-132

Honors and Awards

National Honors and Awards 134
 All-Conference Honors 135
 Conference Awards and Honors 136
 All-Tournament Honors 137
 Coaching Awards and Records 138

Records

Team Game Records 140
 Team Season Records 141
 Individual Records 142
 Individual Career Records 143-144
 Individual Season Records 145
 Individual Game Records 146
 1,000 Point Scorers 147-148

Media

Sports Information Office 150
 Media Policies 151
 Covering the Hurricanes 152

2006-07 Schedule

Date	Opponent	Time
11/10	Georgia State	7:00 p.m.
11/13	UW-Milwaukee	12:00 p.m.
11/15	at Santa Clara	7:00 p.m. (PST)
11/17	at St. Mary's	7:00 p.m. (PST)
11/19	at San Francisco	2:00 p.m. (PST)
11/24	Nicholls State#	7:00 p.m.
11/25	Indiana or Wright State#	5 or 7:00 p.m.
12/1	Jackson State%	7:00 p.m.
12/3	at Michigan	2:00 p.m.
12/5	at Florida International	TBA
12/16	Texas State	7:30 p.m.
12/19	at Houston	8:00 p.m. (CST)
12/21	at Mississippi	7:00 p.m.
12/28	Coppin State\$	7:00 p.m.
12/29	Auburn or James Madison\$	5 or 7:00 p.m.
1/3	at Duke*	7:00 p.m.
1/7	at Florida State*	2:00 p.m.
1/10	Maryland*	7:00 p.m.
1/15	at Georgia Tech*	4:30 p.m.
1/18	Boston College*	7:00 p.m.
1/25	at Virginia Tech*	7:00 p.m.
1/28	Clemson*	1:00 p.m.
2/1	Florida State*	7:00 p.m.
2/4	at Virginia*	2:00 p.m.
2/8	Wake Forest*	7:00 p.m.
2/11	at Boston College*	5:30 p.m.
2/15	Georgia Tech*	7:00 p.m.
2/18	at North Carolina*	2:00 p.m.
2/24	NC State*	3:00 p.m.

* ACC Game

2006-07 Hurricanes

NO	Name	POS	HT	YR
00	Amy Audibert	C	6-3	SR
3	Renee Taylor	G	5-2	SR
4	Lamese James	G/F	6-0	JR
10	Maurita Reid	G	5-8	JR
14	Charmaine Clark	G/F	5-10	FR
20	Albrey Grimsley	G	5-9	JR
23	LaToya Cunningham	G	5-6	SO
25	Eboni Sadler	G/F	5-11	FR
32	Brittany Denson	C	6-3	SO
42	Carla Williams	C	6-4	JR
44	Kathryn Hester	F	6-2	FR

Head Coach: Katie Meier

Credits

The 2006-07 University of Miami women's basketball guide was written and designed by the UM Sports Media Relations Office.

Editor: Scott Moody

Layout and Design: Scott Moody
 Etta Schaller

Cover Design: Scott Moody

Production Assistance: Etta Schaller

Editorial Assistance: Mark Pray, Sam Henderson, Evan Koch, Rick Korch, Jasmine Yearwood, Brandon Gross, Josh Wolberg

Photography: J.C. Ridley, Raul Duany, Jessica Marshall, Alex J. Hernandez, Joel Auerbach, Larry Levanti, Marc Hagemeier, William Lai, Steve Smith, Etta Schaller, Jeff Anderson, All Messerschmidt, Rhona Wise, Steve Murphy, Lloyd Murphy, Rudy Winston, Mike Jula, Dave Bergman, Raul Zaranz, Bob Stowell, Jerry Wachter, Hector Sierra, Scott B. Smith, Jorge Perez, University of Miami Community Relations, Miami-Dade County Department of Tourism, Opponent Sports Information Offices, The WNBA, The Atlantic Coast Conference

Printing: Premier Printing Solutions, Miami, Fla.



2006-07 Women's Basketball Schedule

- PLAYERS
- COACHES
- UNIVERSITY
- THE ACC
- OPPONENTS
- REVIEW
- HISTORY
- HONORS
- RECORDS
- MEDIA

Date	Day	Opponent	Location	TV	Time
11/10	Fri	Georgia State	Coral Gables		7:00 p.m.
11/13	Mon	UW-Milwaukee	Coral Gables		12:00 p.m.
11/15	Wed	at Santa Clara	Santa Clara, Calif.	7:00 p.m. (PST)	
11/17	Fri	at St. Mary's	Moraga, Calif.	7:00 p.m. (PST)	
11/19	Sun	at San Francisco	San Francisco, Calif.	2:00 p.m. (PST)	
11/24	Fri	Nicholls State#	Coral Gables		7:00 p.m.
11/25	Sat	Indiana or Wright State#	Coral Gables		5 or 7:00 p.m.
12/1	Fri	Jackson State%	Coral Gables		7:00 p.m.
12/3	Sun	at Michigan	Ann Arbor, Mich.		2:00 p.m.
12/5	Tues	at Florida International	Miami, Fla.		TBA
12/16	Sat	Texas State	Coral Gables		7:30 p.m.
12/19	Tues	at Houston	Houston, Texas	8:00 p.m. (CST)	
12/21	Thur	at Mississippi	Oxford, Miss.		7:00 p.m.
12/28	Thur	Coppin State\$	Coral Gables		7:00 p.m.
12/29	Fri	Auburn or James Madison\$	Coral Gables		5 or 7:00 p.m.
1/3	Wed	at Duke*	Durham, N.C.		7:00 p.m.
1/7	Sun	at Florida State*	Tallahassee, Fla.		2:00 p.m.
1/10	Wed	Maryland*	Coral Gables		7:00 p.m.
1/15	Mon	at Georgia Tech*	Atlanta, Ga.	RSN	4:30 p.m.
1/18	Thur	Boston College*	Coral Gables		7:00 p.m.
1/25	Thur	at Virginia Tech*	Blacksburg, Va.		7:00 p.m.
1/28	Sun	Clemson*	Coral Gables	CSS	1:00 p.m.
2/1	Thur	Florida State*	Coral Gables	CSS	7:00 p.m.
2/4	Sun	at Virginia*	Charlottesville, Va.		2:00 p.m.
2/8	Thur	Wake Forest*	Coral Gables		7:00 p.m.
2/11	Sun	at Boston College*	Chestnut Hill, Mass.	ESPN2	5:30 p.m.
2/15	Thur	Georgia Tech*	Coral Gables		7:00 p.m.
2/18	Sun	at North Carolina*	Chapel Hill, N.C.		2:00 p.m.
2/24	Sat	NC State*	Coral Gables	RSN	3:00 p.m.

UM Thanksgiving Tournament

\$ UM Christmas Tournament

% Played at the Knight Sports Complex

* ACC Game

RSN (Fox Sports South Net, ComCast Sports Net, SunSports, New England Sports Net)



All University of Miami women's basketball games are carried live locally on WVUM (90.5 FM), the University's student radio station. Games carried by "The Voice" can also be heard live on the web at www.wvum.org.

Looking at the 2006-07 Season

Fifteen home games, including five against teams appearing in the 2006 NCAA Tournament, a throwback game and at least five televised games highlight the 2006-07 University of Miami women's basketball schedule.

Among the impressive group of teams slated to visit Coral Gables this season include 2005-06 National Champion Maryland (Jan. 11) and Sweet 16 qualifier Boston College (Jan. 18). Throughout the 29-game slate, Miami will play a total of 15 games – nine NCAA Tournament, six WNIT – against teams coming off postseason appearances last season.

Also highlighting the 2006-07 home schedule will be a special "throwback game" played at the Knight Sports Complex Dec. 1 against Jackson State. The game will mark the first basketball game played at the Knight Sports Complex since the opening of the BankUnited Center in January of 2003.

The Hurricanes will appear on television at least five times facing Boston College Feb. 11 on ESPN2, and squaring off with Georgia Tech (Jan. 14) and NC State (Feb. 25) on the ACC's Regional Sports Network. Miami will also take on Clemson (Jan. 28) and Florida State (Feb. 1) on ComCast Sports Network.

In non-conference action, Miami faces opponents from some of the nation's top leagues including Mississippi (Dec. 21) and a potential match-up with Auburn (Dec. 29) out of the Southeastern Conference (SEC).

"We have an extremely challenging schedule but it's one we are thrilled about," said second-year head coach Katie Meier, who guided the Hurricanes to a 17-13 record and a berth into the 2006 WNIT in her first season at UM.

"We'll have five new players who we will depend on heavily this season so facing some of the better teams from some of the country's top conferences early on will really help prepare us for ACC play."

"Perhaps the most exciting part of this year's schedule is having the opportunity to play at least 15 games at home," Meier added. "Playing in front of your fans at home in a league as tough as the ACC is a major benefit for any program. I believe we will have one of the most exciting, up-tempo teams in the ACC and look forward to having the fan support that will make the BankUnited Center one of the most difficult places to play for opposing teams."

Miami opens the season and with a two-game home stand against Georgia State (Nov. 10) and 2006 NCAA Tournament participant Wisconsin-Milwaukee (Nov. 13).

Following a 15-game non-conference slate the Hurricanes open ACC play Jan. 3 at 2005-06 NCAA Championship runner-up Duke. The game against the Blue Devils, for whom Meier starred as an All-ACC standout from 1986-90, will mark Meier's first trip back to Durham as the head coach at UM.

Season ticket packages for the 2006-07 season start at just \$75 dollars and include admission to all 15 home games. Fans can also purchase the Family Plan and receive admission to all home games for two adults and three children for just \$100 dollars.

For additional ticket information, please contact the Hurricane Ticket Office online at www.hurricanesports.com - the Official Website of Hurricane Athletics - or by calling 1-800-GO-CANES.

2006-07 Hurricane Roster



00 Amy Audibert



3 Renee Taylor



4 Lamese James



10 Maruita Reid



14 Charmaine Clark



20 Albrey Grimsley



23 LaToya Cunningham



25 Eboni Sadler



32 Brittany Denson



42 Carla Williams



44 Kathryn Hester



Head Coach
Katie Meier

Class Breakdown

- Senior (2)**
Amy Audibert
Renee Taylor
- Junior (4)**
Albrey Grimsley
Lamese James
Maurita Reid (TR)
Carla Williams (TR)
- Sophomore (2)**
LaToya Cunningham
Brittany Denson
- Freshman (3)**
Charmaine Clark
Kathryn Hester
Eboni Sadler

Where They're From

- California (1)**
LaToya Cunningham (Vallejo)
- Florida (4)**
Brittany Denson (Winter Haven)
Albrey Grimsley (Fort Pierce)
Lamese James (Hollywood)
Eboni Sadler (Miami)
- Georgia (1)**
Charmaine Clark (Hinesville)
- New York (2)**
Maurita Reid (Queens)
Renee Taylor (Harlem)
- North Carolina (1)**
Kathryn Hester (Conover)
- International (2)**
Amy Audibert (Ontario, Canada)
Carla Williams (Hanover, Jamaica)

Alphabetical

NO	Name	POS	HT	YR	Hometown (High School/Last School)
00	Amy Audibert	C	6-3	SR	Niagara Fall, Ontario (A.N. Myer)
14	Charmaine Clark	G/F	5-10	FR	Hinesville, Ga. (Bradwell Institute)
23	LaToya Cunningham	G	5-6	SO	Vallejo, Calif. (La Jolla Country Day)
32	Brittany Denson	C	6-3	SO	Winter Haven, Fla. (Winter Haven)
20	Albrey Grimsley	G	5-9	JR	Fort Pierce, Fla. (Centennial)
44	Kathryn Hester	F	6-2	FR	Conover, N.C. (Newton-Conover)
4	Lamese James	G/F	6-0	JR	Hollywood, Fla. (South Broward)
10	Maurita Reid	G	5-8	JR	Queens, N.Y. (Francis Lewis/ Monroe CC)
25	Eboni Sadler	G/F	5-11	FR	Miami, Fla. (Miami Norland)
3	Renee Taylor	G	5-2	SR	Harlem, N.Y. (Monsignor Scanlan/Monroe CC)
42	Carla Williams	C	6-4	JR	Hanover, Jamaica (Green Island HS/Broward CC)

Numerical

NO	Name	POS	HT	YR	Hometown (High School/Last School)
00	Amy Audibert	C	6-3	SR	Niagara Fall, Ontario (A.N. Myer)
3	Renee Taylor	G	5-2	SR	Harlem, N.Y. (Monsignor Scanlan/Monroe CC)
4	Lamese James	G/F	6-0	JR	Hollywood, Fla. (South Broward)
10	Maurita Reid	G	5-8	JR	Queens, N.Y. (Francis Lewis/ Monroe CC)
14	Charmaine Clark	G/F	5-10	FR	Hinesville, Ga. (Bradwell Institute)
20	Albrey Grimsley	G	5-9	JR	Fort Pierce, Fla. (Centennial)
23	LaToya Cunningham	G	5-6	SO	Vallejo, Calif. (La Jolla Country Day)
25	Eboni Sadler	G/F	5-11	FR	Miami, Fla. (Miami Norland)
32	Brittany Denson	C	6-3	SO	Winter Haven, Fla. (Winter Haven)
42	Carla Williams	C	6-4	JR	Hanover, Jamaica (Green Island HS/Broward CC)
44	Kathryn Hester	F	6-2	FR	Conover, N.C. (Newton-Conover)

Head Coach: Katie Meier (Duke, 1990)

Assistant Coaches: Lonnelle Hall, Darrick Gibbs, Angie Hembree

Athletic Trainer: Angie Lawrence

Strength and Conditioning Coach: Andrew Klich

Video Coordinator: Christopher Bailey

Director of Basketball Operations: Rachael Clausing

Pronunciation Guide

No	First Name	Last Name
00	Amy (Amy)	Audibert (AWE-da-BURT)
3	Renee (Re-nee)	Taylor (TAY-lor)
4	Lamese (LA-meece)	James (James)
10	Maurita (Ma-RITA)	Reid (Reed)
14	Charmaine (Shar-maine)	Clark (Clark)
20	Albrey (ALL-bree)	Grimsley (Grims-LY)
23	LaToya (LA-toya)	Cunningham (Cunning-ham)
25	Eboni (EB-on-E)	Sadler (SAD-ler)
32	Brittany (Brit-NEE)	Denson (DEN-son)
42	Carla (Car-LA)	Williams (Will-iams)
44	Kathryn (Cath-rynn)	Hester (HEST-er)

- PLAYERS
- COACHES
- UNIVERSITY
- THE ACC
- OPPONENTS
- REVIEW
- HISTORY
- HONORS
- RECORDS
- MEDIA



- PLAYERS
- COACHES
- UNIVERSITY
- THE ACC
- OPPONENTS
- REVIEW
- HISTORY
- HONORS
- RECORDS
- MEDIA

A Few Minutes with Katie Meier

Prior to the start of the 2006-07 season head coach Katie Meier sat down with HurricaneSports.com, the official website of the University of Miami athletic department, to talk about the upcoming year. Here is what coach Meier had to say:

Hurricanesports.com (HS): Let's assume I know absolutely nothing about the 2006-07 University of Miami women's basketball team and decided to buy season tickets (www.hurricanesports.com/1-800-GO-CANES.) What kind of team could I expect to see game-in and game-out?

Katie Meier (KM): "Per our reputation, I believe we will be a very up-tempo team. I think we have one of the most dynamic groups of guards as I have every coached. I've coached teams that have had one or two really good scoring guards, but I think this team might be the first that I've ever been around that I feel that way about as a whole. They are threatening. They are aggressive. They are scorers and are very, very athletic. To some extent it will become a challenge dictating our style and our tempo. You know that has to be done with defense. You can't just say we are going to run and not be an aggressive defensive team. We want to have around 65 percent of our scoring come off assists, which allows us to go with fast breaks. We'd like to generate over 90 possessions a game and we can't do that without our defense playing well. We want to be one of the top four teams in the ACC in steals. That's what we want to do and I think our team is capable of that."

HS: Last season, with three really good scorers in Tamara James (21.5 ppg), Renee Taylor (15.6 ppg) and Melissa Knight (11.7 ppg), the offensive philosophy seemed to be pretty wide open and let the scorers score points. With the departure of James and Knight, who do you see stepping up as an offensive threat this season?

KM: "I feel like when you look at players like LaToya Cunningham, Albrex Grimsley, Brittany Denson returning having had significant minutes in their careers already, if those three players give us three more points a game on their average we are close to taking care of Melissa's points. Three or four more points a game from those three is very realistic goal and should be expected. Of course, you've got Amy Audibert, who I think is going to give us the anchor in some of the things we want to do defensively. Amy also works so hard in the low post that I think she will contribute a little bit more offensively. Of the five newcomers, Maurita Reid obviously comes in as a known scorer and her performance in the National Junior College Championship Tournament last year was one for the ages. Then you have the three freshman and Carla Williams, who can score if our tempo is high."

HS: One major difference between this season's team and last season's is depth in the post. How is having bigger and faster post players going to affect this team?

KM: "Depth is a function of how many players you have and a function of how many players are going to play for you. We only have ten players on the active roster this year, but all ten are going to play. I think there are rosters with fifteen that don't have ten that can play, so I feel like now at this point in the season every player on this team is going to get significant amounts of time. I think where one of the weaknesses will be is that we be an inconsistent team in who is scoring. Last season we knew that most of our offense would be generated from Tamara, Renee and Melissa, and it won't be that way this year. If we are going to be inconsistent in any area, I'll take it on the offensive end. Defensively we will be a lot more consistent than we were last year because we have a lot more depth in the post."

HS: Throughout your career you have coached players who, on the surface, might not have seemed to be most talented and most athletic but came to play every game and without a doubt out-hustled opponents. Can fans expect that same kind of work ethic from this UM team?

KM: "I love the pressure we can put on the ball, not just ball pressure on the guards, but the ball pressure that we can put in the post. We are very agile and very active in the post. Then we also follow that up with some size and athleticism with Kathryn and Amy. We have a couple more looks than we did last year. I think we'll have a lot more tips and a lot more passing lane deflections. I think we are a reactive team."

HS: Last season, after being picked to finish near the bottom of the ACC in most pre-season polls, you became one of the surprise teams in the league, finishing sixth and earning a second-round berth into the WNIT. Facing similar odds this season, do you see this team meeting and exceeding some of those same challenges?

KM: "Last year's team had a significant core of veteran players who had seen success throughout their careers. They hadn't necessarily had a great season the year before, but they had won in the past. They knew how to get up out of the gate. This year I don't know that we will jump out of the gate as well as we did last year because they were veterans and they understood what it took. We are doing a lot of teaching with the kids, as much as the NCAA will allow, just teaching and having them understand my terminology. It's almost like last year all over again. Half the team is new. Luckily, the returning players are bridging the gap and helping them through it. I think in some aspects we are ahead of where last year's team was in terms of understanding the offensive plays and that sort of thing. I don't think I will know how good this team is until our first really close game. That's when we'll find out who it is in the last five minutes of the game that makes sure we win."

HS: You have mentioned very publicly that you foresee the University of Miami becoming a perennial powerhouse in women's basketball. Are you happy with the progress that has been made thus far towards achieving those goals?

KM: "I think one thing that I'm very proud of is the progression that our players make once they're in our program. The improvement that somebody like LaToya Cunningham made last year. I think you are going to see an incredibly improved Aubrey Grimsley this year. My staff does a tremendous job of making players better. Everyone thinks it's all about recruiting and that is a big fact, obviously, but I also think that we've established a real desire to become better from within. That will be the key to how we do it here in Miami."

HS: Amy Audibert is one of only two seniors on this team and considering fellow classmate Renee Taylor, who was a junior college transfer, has only been at UM for one season, has been at Miami longer than anyone else on the roster. That being said, Audibert, who was named a team captain, truly loves being part of the "U." How important is it to have a player who is as passionate about UM as Audibert is?

KM: "Amy hasn't had the amount of playing time that she has craved and she still remains a significant leader on this team. She's still a strong voice in the huddle. She's the one telling everyone the right way to do things and really helping the coaches when we have to make tough decisions. I think that for the rest of her life she is going to be proud she played basketball here. Unfortunately, these days that type of player is really rare. I definitely celebrate her in our program and honor her in her commitment to the program."

HS: Considering she is only 5-foot-2, Renee Taylor is arguably one of the best inch-for-inch players in the NCAA. Last season, her first at UM after transferring from Monroe Community College (N.Y.), she wasted little time making a name for her and with the departure of Tamara James, will be the focal point of most opponents this season. How well do you think she will step up the challenge of being a leader on this team?

KM: "When I talked about the improvement of our players you can look at someone like Renee. She scored more in ACC play, the best conference in America, than she during our non-conference season. You know at first she wanted to be a good point guard and then eventually when she understood what that took, she felt comfortable and became the scorer that she is naturally. Now a lot of those road blocks of calling the system and all of that are out of her way, I think she does open up her scoring. Obviously, last season if people had their choice, they would guard Tamara first and Renee second. This year she's going to have another challenge and that's why I think we need to have a second and third scoring option early to take some of the pressure off Renee. As far as style of play for Renee, this is the right system for her. The way we are playing, our mentality, really showcases her skills. She's seeing the little things that I didn't even bother to show her last year because it would have been too much information. I don't think there is another first year player in the league that did as much for their team as Renee did. I do believe she was underrated last year. I don't know that we would have won an ACC game last year without Renee."

HS: Speaking of Monroe Community College, Taylor will be joined in the backcourt this season by former MCC teammate Maurita Reid, a 2006 NJCAA All-American who chose to come to UM over some of the top programs in the country. For fans that aren't familiar with Reid, what kind of player is she?

KM: "I've never coached a player that doesn't think about scoring, but can score as much she does. It's not her number one agenda, not the thing she sets out to do. She just can do it. Sometimes you have to remind her that she should score more. She has one of the quickest first steps, to the point where I do get stunned by it. Yet, she can extend her range to 25 feet, beyond the three-pointer. She brings a lot of dynamic options to our offense and I think some of that perimeter shooting that we lost with Katie and Melissa."

HS: Do you think the success both she and Taylor – combined the pair led MCC to three-straight NJCAA National Championships – had as former teammates has been rekindled at UM?

KM: "I don't think we will know how special that combination is until our first game. I believe no matter what I see in practice, when it comes down to a big time game and us needing to win, those two have an incredible will to win and they play off each other very well. Neither one of them will let the other take a possession off. I think that will really emerge when it comes time to compete."

HS: We've heard several players mention that freshman Charmaine Clark could be one of the biggest surprise players of the season. Potentially, what does she bring to the court that fans will soon find out?

KM: "I am really excited about Charmaine. I think it's a great story how she bounced around a little bit with her mother being in the military, and kind of never was consistent with her high school team, and her AAU team changed and moved. She was a real good find for us. She is a nice swing player and can play some perimeter and some post. She can fill a crucial role on our team. I think in the way that Tamara was able to score from a lot of different spots on the floor, Charmaine can do that as well. Not comparing her to Tamara in any way, but that part in our system. That middle of the floor scoring area for Charmaine is real good and she

A Few Minutes with Katie Meier

is really a good finisher around the basket. She's one of the better finishers on our team. She has a good body and she will have a nice place with the team."

HS: As a player who saw significant time as a starter during her freshman season and was one of the first options off the bench last season averaging 4.5 points and 3.5 rebounds per game, Albrej Grimsley looks to have a breakout season in 2006-07. On athleticism alone, she could be one of the best players on this team, but what are some of the things she does well as a basketball player that could lead to a successful season?

KM: "What Albrej has really done is looked around at this team and realized she is the most experienced member on this team by far. That puts her in a different role with some people. I think Albrej has been in the situation where she was a significant player as a freshman but wasn't in a leadership role. She had great upperclassmen last year, and this year she really looks like she knows that to be good for us she needs to step up into a leadership role. Albrej is one of the smartest basketball players I've coached. She has a great basketball mind and she is wonderful with the scouting reports, makes great adjustments, and really talks basketball. From a coach's point of view, we are as excited about Albrej this offseason as anybody."

HS: LaToya Cunningham was another player who saw a lot of minutes behind a lineup full of experienced seniors last season. Despite being a freshman, she proved to be a very reliable asset in the backcourt defensively and had the best assists-to-turnover ratio (1.3) on the team. After working on her offensive game in the off-season, what can we expect from her this season?

KM: "LaToya is the pulse of this program and really represents us well. She had a tremendous opportunity last year playing about 20 minutes per game as a freshman. Given that role, she grew into it, and I don't think that it is something she was ready to do when she first got here. She wasn't ready to share the point guard but that was the opportunity she was given, but obviously that was her role so she took it. She is a very opportunistic player. She doesn't make a lot of mistakes and keeps herself on the floor. She is one of the best ball pressure defenders that we have. She's small, quick and her mid-range pull up game is money for us. I think Toya always finds a way and that is what I would like to think about teams that I coach."

HS: Like Clark, Eboni Sadler is another gifted freshman wing. What are some of the things that she brings to the team?

KM: "It is very rare that you find such a pretty shooter, a beautiful jump shot in somebody who is capable of being such a lockdown defender. She has such athleticism getting up to the rim at 5-foot-9. I always say that if you can shoot the three and you can defend, you are going to get the time for me. Those are two things that you don't usually find in one player. A lot of times shooters are not great defenders. I think that I am really impressed with that and we really need her perimeter defense. She is a fun combination for a coach."

HS: Eboni Sadler, who hails from Miami, became your first big South Florida signee. How important is it to attract the local talent in South Florida, which has produced some of the country's best players, to UM?

KM: "I think that was a really important sign for us. If Eboni lived in Kansas we still would have recruited her but I just think it was more important for Eboni to make the statement that we are going to start a new era down here. She is going to be a part of that. I still believe that kids in South Florida grew up wanting to be Hurricanes and we're going to give them reason to continue to want to be a Hurricane."

HS: Last season Brittany Denson, who averaged 5.7 points and 5.3 rebounds per game, stepped into the starting lineup and was poised to have an All-Freshman-type season before going down with a knee injury. Considering the rehab, how much better has she gotten and what can we expect from her this season?

KM: "I think Brittany had a tremendous freshman year and that knee injury was as damaging to the season as anything that could have happened. We just didn't cry about it in the papers. It was one of those things where internally we all knew what that did to the team. However, that didn't stop our progress. In saying that, I think Brittany's approach to the game is incredibly different now. Having her on the sidelines for the crucial stretch in the ACC and having that burning desire to be out there has really helped. I think she is ferocious; she always had that warrior mentality. She is a player in the huddle that has that confidence saying 'we've got this, we've got this.' I think that she's come back so determined and so quickly from that injury. That it is all her desire to be good. Her balance is better and her footwork is better. A lot of the rehab stuff helped her game. She is in a lot more control of her body."

HS: Carla Williams, a Broward Community College transfer, is another individual who the players on the team believe could be a major impact. Tell us about her game.

KM: "Carla is a very raw player in a very complimentary way. She hasn't been playing basketball for a very long time, but she has really incredible ball skills, a nice touch and is very athletic. As a coach, when your 6-foot-4 post player is winning sprints, you feel like you're in

pretty good shape. She is very determined to run the floor. Her lateral movement is very impressive. We think those qualities are pretty important in our style of play. What she also brings is a lot of maturity. She and the team know that she is going to need a lot of extra work, but her demeanor is one of confidence. She gives off this feel of experience and the players really respect that."

HS: Kathryn Hester gives the team another physical body down in the post. What do you see her role being on this team?

KM: "Kat is a very skilled player. She can trail the post, get to the block, and really extends the court with her outlet passes. She has really good range and can hit the three pretty well. She is one of our better passers. She's what I love in a post player; she has really good ball skills and has good footwork. She's one of those players who will help the flow of the game. She doesn't shy away from contact."

HS: Wrapping things up, let's talk about the Atlantic Coast Conference has become, which without a doubt, is the best women's basketball conference in the country. This season you open ACC play at Duke, the 2006 NCAA runner-up, and two games later play defending National Champion Maryland in the ACC home opener. Also taking into consideration that it was North Carolina, and neither one of those teams, that won the ACC Championship and how nine of the 12 ACC teams advanced to the postseason, how challenging is it knowing that there are no easy games?

KM: "Last year I felt like every game was a great opportunity. I've been in conferences where you can get 20 or so wins, but still need a top 50 RPI-type win to get in the tournament and you look and there isn't one left on your schedule. Then you look at the ACC; we had six conference wins last season and every one of them was a significant win in terms of how the tournament committees view us. When we approach the ACC season, we see a lot of great opportunities to play against some really great teams. I think when you are new to a program, you always look for maybe that one victory that can put you over the top. I think if you look at a team like Maryland, they really benefited from playing in the ACC and I think our program is in the position to do the same thing. The league can be very intimidating at times and this year we have a very difficult start, but we will also get a chance to know where we are early and figure out how to make adjustment. Overall, the challenges of the ACC are incredibly fun. I think I adjusted more last season than I had in any of my previous years of coaching."

HS: Going back to that Duke game, how special will it be to head back to your alma mater as an opposing ACC coach?

KM: "That's going to be something – coaching on the sidelines. I'm sure Duke will be a top five team. During the game I'm sure I won't really think about it, but after the game I'm certain I'll take a moment or two to reflect. It's really amazing to me, being here at UM and being a part of the ACC, to have opportunities to play against not only some of the best teams and coaches in the country, but also against people you have played with and people who have coached you. You can really get caught up in it, but at the same time you have to keep in perspective that you have a team to coach. I'm always better when I narrow my focus and worry about what's right in front of me."

HS: Give me one word that would describe your mindset heading into the 2006-07 season?

KM: "Aggressive"

HS: Why is that?

KM: "Certainly when you have a group of young players you don't want to see paralysis by analysis. You don't want to see players standing around waiting for something to happen. That's not my philosophy. I've always been one of those coaches who tells players to go out there and make something happen."

PLAYERS
COACHES
UNIVERSITY
THE ACC
OPPONENTS
REVIEW
HISTORY
HONORS
RECORDS
MEDIA

2006-07 Quick Facts

- PLAYERS
- COACHES
- UNIVERSITY
- THE ACC
- OPPONENTS
- REVIEW
- HISTORY
- HONORS
- RECORDS
- MEDIA

2006-07 Quick Facts

University of Miami

LocationCoral Gables, Fla.
 Founded1925
 Enrollment15,250
 NicknameHurricanes
 ColorsOrange, Green and White
 MascotSebastian the Ibis
 AffiliationNCAA Division I
 ConferenceAtlantic Coast
 Home Arena (Capacity) ..BankUnited Center (7,000)
 PresidentDr. Donna E. Shalala
 Athletic DirectorPaul Dee
 Senior Women's AdministratorConnie Nickel

Women's Basketball History

First Year of Basketball1972
 All-Time Record (pct.)510-372 (.578)
 Home278-128 (.685)
 Away142-186 (.433)
 Neutral61-72 (.459)
 ACC16-26 (.357)
 NCAA Appearances6
 Years1989, 92, 93, 98, 03, 04
 Latest Round (Year)Sweet 16 (1992)
 WNIT Appearances4
 Years1990, 99, 2002, 06
 Latest Round (Year)Second (2006)

Coaching and Support Staff

Head CoachKatie Meier
 Alma Mater (Year)Duke (1990)
 Overall Record (Year)93-58 (Sixth)
 Record at UM (Year)17-13 (Second)
 Assistant CoachDarrick Gibbs
 Alma Mater (Year)Wofford (2000)
 Assistant CoachLionette Hall
 Alma Mater (Year) ..Cal State-Northridge (1994)
 Assistant CoachAngie Hembree
 Alma Mater (Year)Georgia State (1983)
 Director of Basketball OperationsRachel Sander
 Athletic TrainerAngie Lawrence
 Strength and Conditioning CoachAndrew Klich
 Video CoordinatorChristopher Bailey

Sports Media Relations

Asst. A.D. for CommunicationsMark Pray
 Assistant SID/BasketballScott Moody
 Phone305-284-3244
 Fax305-284-2807
 Emailsmoody@miami.edu
 Athletic Websitewww.hurricanesports.com
 AddressHecht Athletic Center
 5821 San Amaro Dr.
 Coral Gables, FL 33146
 Press Row305-284-2111



HurricaneSports.com, the official website of the University of Miami, is the exclusive home for...

- Official Team Merchandise**
- Tickets**
- Complete Team Coverage**
- Free E-Newsletters**
- Game Audio and Video**
- Live Game Tracking**
- Up-to-date Stats**
- Games and Contest Schedules**
- Rosters**
- Photos**
- and Much More!**

IN THIS SECTION..

2006-07 HURRICANES

Amy Audibert	8-11
Renee Taylor	12-15
Lamese James	16-19
Albrey Grimsley	20-23
LaToya Cunningham	24-27
Brittany Denson	28-31
Maurtia Reid	32-33
Charmaine Clark	34-35
Eboni Sadler	36-37
Carla Williams	38-39
Kathryn Hester	40-41

Miami will take to the court with five returnees and five newcomers in 2006-07.

2006-07 UNIVERSITY OF MIAMI WOMEN'S BASKETBALL

 **miami**™

This is Where I Belong

When former Hurricane Tamara James laid in a basket minutes into the second half of Miami's First Round WNIT game against cross-town rival Florida International a BankUnited Center packed full of proud Hurricane supporters exploded in cheers. Everyone from fans, to coaches, to working staff, to players celebrated James' historical moment in which she surpassed former UM legend Maria Rivera to become the University's all-time leading scorer.

Lost in James' moment, along with UM's eventual victory over FIU, was a single play by then-junior Amy Audibert. It was Audibert's preceding steal and assist that set up James' basket, a series of events she would regard as the proudest moment of her career. Proud because of an individual effort, proud her teammate's special moment, proud for her team's accomplishment, and perhaps most of all, proud to be a part of University of Miami history and the University family.

"I love the fact that UM is such a great family atmosphere," said Audibert of being at Miami. "Once you are part of the "U" you are part of it for life. You know that 10 years from now, if I go somewhere and see someone who played here we are going to have that connection because we know how special it is."

Now one of only two seniors on this year's team and the longest-tenured player on the roster – fellow classmate Renee Taylor transferred to UM prior to the 2005-06 season – Audibert has taken the responsibility sharing her passion for UM with the next era of the women's basketball program.

"I think being a leader comes from having pride. I think I have a lot of pride, especially that "U" pride because I've been at Miami longer than anyone else on the team," said Audibert who was voted by her teammates as a captain this season. "Having been here so long, I think I can really help my teammates."

One of the hardest working members of the team, Audibert has fought through injury and fatigue throughout her career without so much as one word of anything resembling a complaint. That drive and determination is primarily driven by passion for the University.

"One day we were conditioning and running and I was so tired," said Audibert of a particular conditioning drill. "I looked down on the floor and saw the "U" and thought 'This is why I'm here.' From that moment, I didn't care about how tired I was."

"It's all about integrity, its about a commitment. I love this school and I love everything the University has done for me. I think its my job to give as much as I can back to it."

miami
00





AMY AUDIBERT

6-4 / SENIOR / CENTER / NIAGRA FALLS, ONTARIO, CANADA / A.N. MEYER HIGH SCHOOL HS



At Miami

After seeing limited time in just nine games as a freshman in 2003-04, Audibert has stepped into a bigger role in the low post over the past two seasons...With her size, has the ability to gain position down low and can consistently get off shots with her back to the basket.

2005-06 (Junior)

Appeared in 24 games, the most for any UM player averaging less than 10 minutes per game...Averaged 0.8 points and 1.3 rebounds per game...Tied a career-high with two blocks in UM's 82-62 win over Hartford (12/10)...Played for a season-high 15 minutes on two separate occasions...Recorded a season-high three rebounds against Fairleigh Dickinson (12/2)...Was credited with an assist on a basket to lead teammate Tamara James to become UM's all-time leading scorer in UM's 95-83 win over cross-town rival Florida International (3/18) in the First Round of the 2006 WNIT.

2004-05 (Sophomore)

Set career highs in every category while appearing in 18 games...Made the first start of her career against Oregon (11/26) at the LIU Turkey Classic in Brooklyn, N.Y....Pulled down a career-best nine rebounds against the Ducks while playing all but two minutes of the game...Scored a career-high 12 points against Coppin State (1/2)...Also hit a career-best five field goals while recording four assists against CSU.

2003-04 (Freshman)

Saw little action as a true freshman, appearing in just nine games, averaging 3.7 minutes per game...Recorded season-highs in nearly every category against Morehead State (11/22) at the Morehead State Tourism Commission Tip-Off Classic in Morehead, Ky, in her first collegiate outing...Scored four points and grabbed six rebounds in 12 minutes against Morehead...Scored two points in three minutes against Dartmouth (12/16).

Prior to Miami

As a standout at A.N. Myer High School, she was considered the top-ranked post player in Ontario according to the Ontario Top 50 evaluation service...Averaged 25 points and 15 rebounds per game her senior season at A.N. Myer...Was named the Niagara Falls Player of the Year twice...Led her AAU team, which was ranked No. 1 in Ontario, to a 35-8 record and the AAU State Championship.

Personal

Majoring in sports administration...Enjoys talking to and spending time with friends and family, watching movies and listening to music...Was named to the 2005 ACC Academic Honor Roll.

Career Highs

Points:	12 (vs. Coppin State 1/2/05)
FGM:	5 (vs. Coppin State 1/2/05)
FGA:	7 (vs. Montana 12/20/04)
3PT FGM:	n/a
3PT FGA:	n/a
FTM:	4 (vs. Fairfield 12/28/04)
FTA:	5 (vs. Fairfield 12/28/04)
Rebounds:	9 (vs. Oregon 11/26/04)
Assists:	4 (vs. Coppin State 1/2/05)
Steals:	2* (vs. Virginia 1/22/06)
Blocks:	2* (vs. Hartford 12/10/05)
TO:	3 (vs. Duke 2/24/05)

Get to Know Amy Audibert

I wear No. 00 because:
I just got that number high school and it stuck with me. I love it.

Since last season, I have really tried to improve:
Being more of a consistent offensive threat.

The most memorable moment of my UM basketball career has been:
Giving Tamara James the assist to break the all-time UM scoring record.

What is the best thing about playing basketball at UM:
Being part of "The U" family forever.

If I could take one skill from any player on our team it would be:
Albrey Grimsley's athleticism.

If I could play any other sport at UM it would be:
Volleyball.

The best player I've ever played against was:
Ruth Riley from the (WNBA) Detroit Shock.

Someone a lot of people don't know about me:
Before a growth spurt I used to do gymnastics, figure skate and synchronized swimming.

Something I wish I could do:
Math.

Off the court I like to:
Hang out with friends, watch movies and sing.

A place I'd like to visit is:
Greek island or Ibiza

My major is sport administration because:
I love the sports environment and want to be around it even when I'm finished playing ball.

A class I have really enjoyed at UM was:
Effective leadership (based on the book "The Godfather")

After basketball, I would like to:
Continue working with the game of basketball.

If someone was going to tell your story, what would it include:
Overcoming homesickness, injury and developing a true passion and a love for "The U."

Game-by-Game / Career Statistics

2003-04

OPPONENT	DATE	GS	FG-A	PCT	3FG-A	PCT	FT-A	PCT	REB	AVG	A	TO	BLK	STL	PTS	AVG
at Morehead State	11/22/03		2-6	.333	0-0	.000	0-0	.000	6	6.0	2	0	0	0	4	4.0
vs Weber State	11/28/03		0-0	.000	0-0	.000	0-0	.000	1	3.5	0	0	0	0	0	2.0
vs Bradley	11/29/03		0-1	.000	0-0	.000	0-0	.000	0	2.3	0	1	0	0	0	1.3
DARTMOUTH	12/16/03		1-4	.250	0-0	.000	0-0	.000	2	2.3	0	1	0	0	2	1.5
VANDERBILT	12/29/03		0-0	.000	0-0	.000	0-0	.000	0	1.8	0	0	0	0	0	1.2
at Providence	01/20/04		0-0	.000	0-0	.000	0-0	.000	0	1.5	0	0	0	0	0	1.0
ST. JOHN'S	02/10/04		0-2	.000	0-0	.000	1-2	.500	0	1.3	0	0	0	0	1	1.0
at Syracuse	02/18/04		1-1	1.000	0-0	.000	1-2	.500	1	1.3	0	0	0	0	3	1.3
PROVIDENCE	03/02/04		0-1	.000	0-0	.000	0-2	.000	1	1.2	0	0	0	0	0	1.1
TOTALS		0	4-15	.267	0-0	.000	2-6	.333	11	1.2	2	2	0	0	10	1.1

2004-05

OPPONENT	DATE	GS	FG-A	PCT	3FG-A	PCT	FT-A	PCT	REB	AVG	A	TO	BLK	STL	PTS	AVG
GARDNER WEBB	11/19/04		2-2	1.000	0-0	.000	0-0	.000	0	0.0	1	0	0	0	4	4.0
TCU	11/21/04		0-0	.000	0-0	.000	0-0	.000	0	0.0	1	1	0	0	0	2.0
vs Oregon	11/26/04	*	2-7	.286	0-0	.000	2-3	.667	9	3.0	3	1	0	1	6	3.3
vs Maryland Eastern Shore	11/27/04	*	0-2	.000	0-0	.000	0-0	.000	2	2.8	0	0	0	0	0	2.5
at George Mason	11/30/04	*	0-3	.000	0-0	.000	0-0	.000	0	2.2	0	1	0	0	0	2.0
at Texas Tech	12/06/04		2-3	.667	0-0	.000	0-0	.000	0	1.8	0	0	1	0	4	2.3
UCF	12/13/04		0-3	.000	0-0	.000	0-0	.000	1	1.7	0	0	0	0	0	2.0
MONTANA	12/20/04		4-7	.571	0-0	.000	2-3	.667	4	2.0	0	1	1	1	10	3.0
FAIRFIELD	12/28/04	*	2-3	.667	0-0	.000	4-5	.800	3	2.1	0	0	0	0	8	3.6
LOYOLA MARYMOUNT	12/29/04	*	0-1	.000	0-0	.000	0-0	.000	0	1.9	0	0	0	0	0	3.2
COPPIN STATE	01/02/05	*	5-5	1.000	0-0	.000	2-3	.667	3	2.0	4	0	1	1	12	4.0
at Florida State	01/09/05	*	0-2	.000	0-0	.000	0-0	.000	0	1.8	0	0	0	0	0	3.7
at NC State	01/20/05		1-1	1.000	0-0	.000	0-0	.000	1	1.8	0	1	0	0	2	3.5
DUKE	02/03/05		0-1	.000	0-0	.000	0-2	.000	1	1.7	0	1	1	0	0	3.3
VIRGINIA TECH	02/06/05		0-0	.000	0-0	.000	0-0	.000	0	1.6	0	1	0	0	0	3.1
MARYLAND	02/17/05		0-0	.000	0-0	.000	0-0	.000	0	1.5	0	0	0	0	0	2.9
at Duke	02/24/05		0-2	.000	0-0	.000	0-0	.000	4	1.6	3	3	0	2	0	2.7
at Virginia Tech	02/27/05		0-2	.000	0-0	.000	0-0	.000	6	1.9	0	1	1	0	0	2.6
TOTALS		7	18-44	.409	0-0	.000	10-16	.625	34	1.9	12	11	5	5	46	2.6

2005-06

OPPONENT	DATE	GS	FG-A	PCT	3FG-A	PCT	FT-A	PCT	REB	AVG	A	TO	BLK	STL	PTS	AVG
SAMFORD	11/18/05		0-1	.000	0-0	.000	0-0	.000	2	2.0	0	1	2	0	0	0.0
BRADLEY	11/25/05		1-2	.500	0-0	.000	0-0	.000	2	2.0	0	0	1	0	2	1.0
OAKLAND	11/26/05		0-0	.000	0-0	.000	0-0	.000	2	2.0	0	0	0	0	0	0.7
GEORGE MASON	11/30/05		1-1	1.000	0-0	.000	0-0	.000	0	1.5	1	1	0	0	2	1.0
FAIRLEIGH DICKINSON	12/02/05		1-3	.333	0-0	.000	2-2	1.000	3	1.8	0	1	1	0	4	1.6
SIENA	12/03/05		0-0	.000	0-0	.000	0-0	.000	1	1.7	0	0	0	0	0	1.3
FIU	12/06/05		0-0	.000	0-0	.000	0-0	.000	0	1.4	0	0	0	0	0	1.1
HARTFORD	12/10/05		0-0	.000	0-0	.000	0-0	.000	2	1.5	1	2	2	0	0	1.0
at Montana	12/16/05		0-2	.000	0-0	.000	1-2	.500	4	1.8	1	0	0	0	1	1.0
at UCF	12/20/05		0-0	.000	0-0	.000	0-0	.000	0	1.6	1	0	0	0	0	0.9
NORTH CAROLINA A&T	12/28/05		0-2	.000	0-0	.000	0-0	.000	3	1.7	0	1	0	0	0	0.8
NORTH CAROLINA	01/09/06		0-0	.000	0-0	.000	0-2	.000	0	1.6	0	0	0	1	0	0.8
at Clemson	01/12/06		0-1	.000	0-0	.000	0-0	.000	1	1.5	0	0	0	0	0	0.7
vs Georgia	01/15/06		1-1	1.000	0-0	.000	1-1	1.000	0	1.4	1	1	0	0	3	0.9
BOSTON COLLEGE	01/19/06		0-0	.000	0-0	.000	0-0	.000	0	1.3	0	0	0	0	0	0.8
VIRGINIA	01/22/06		2-4	.500	0-0	.000	0-0	.000	2	1.4	0	2	1	2	4	1.0
at NC State	01/26/06		0-0	.000	0-0	.000	0-0	.000	0	1.3	0	2	0	0	0	0.9
VIRGINIA TECH	01/29/06		0-0	.000	0-0	.000	1-2	.500	0	1.2	0	0	0	0	1	0.9
FLORIDA STATE	02/09/06		0-0	.000	0-0	.000	0-0	.000	0	1.2	0	0	0	0	0	0.9
at Boston College	02/12/06		1-1	1.000	0-0	.000	0-0	.000	2	1.2	0	0	0	0	2	1.0
at Florida State	02/17/06		0-2	.000	0-0	.000	1-2	.500	3	1.3	0	0	0	0	1	1.0
DUKE	02/19/06		0-0	.000	0-0	.000	0-0	.000	1	1.3	0	0	0	0	0	0.9
FIU	03/18/06		0-3	.000	0-0	.000	0-0	.000	1	1.3	1	0	0	1	0	0.9
at Virginia	03/22/06		0-0	.000	0-0	.000	0-0	.000	1	1.3	0	1	0	0	0	0.8
TOTALS		0	7-23	.304	0-0	.000	6-11	.545	30	1.3	6	12	7	4	20	0.8

Career Totals

YEAR	GP-GS	MIN	AVG	FG-A	PCT	3FG-A	PCT	FT-A	PCT	REB	AVG	AST	TO	BLK	STL	PTS	AVG
2003-04	9-0	33	3.7	4-15	.267	0-0	.000	2-6	.333	11	1.2	2	2	0	0	10	1.1
2004-05	18-7	213	11.8	18-44	.409	0-0	.000	10-16	.625	34	1.9	12	11	5	5	46	2.6
2005-06	24-0	211	8.8	7-23	.304	0-0	.000	6-11	.545	30	1.3	6	12	7	4	20	0.8
TOTAL	51-7	457	9.0	29-82	.354	0-0	.000	18-33	.545	75	1.5	20	25	12	9	76	1.5



Impressive in All that She Does

Last season all Renee Taylor did was step into the starting lineup as the smallest player in the tradition-rich Atlantic Coast Conference at 5-foot-2.

All she did was average more points in ACC play (17.0) than she did in non-conference games (14.3).

All she did was finish second in the ACC in free throw percentage (.836), third in steals per game (2.37) and 10th in assists per game (3.83).

All she did was earn All-ACC Honorable Mention honors and help lead the Hurricanes to the second round of the 2006 WNIT.

Without a doubt the person most impressed and appreciative of ALL that Taylor did was head coach Katie Meier.

"I don't think we would have won one ACC game without Renee Taylor," says Meier.

And all Taylor has to do this season is help fill the void left by the departure of four seniors, including Miami's all-time leading scorer Tamara James, and help guide a roster filled with five newcomers to success.

"I've really tried to work on my leadership and my game so that the team and the coaches can depend on me to step up and do whatever it takes to win," says Taylor.

If this season is anything like last season, Taylor, who will enter into just her second season at UM after transferring from Monroe Community College in 2005, will continue to improve as she grows.

"Last season it was really just a matter of getting used to everything," said Taylor. "I was new, the coaching staff was new and most of us had never played together. I think it just took a little bit of time for to get used to it all."

Now that she's used to it all, expect big things from the tiny Taylor.

miami
3





3

RENEE TAYLOR

5-2 / SENIOR / GUARD / HARLEM, N.Y. / MONSIGNOR SCANIAN HS / MONROE CC



At Miami

A junior college transfer, Taylor, a 2006-07 All-ACC candidate, wasted little time making a name for herself as one of the ACC's best point guards in 2005-06...One of the league's most exciting players to watch, Taylor is perhaps one of the quickest players in any ACC backcourt...Can take defenders off the dribble and has a very effective, quick outside shot...Fearless when driving to the basket...A great "in your face" backcourt defender...Switched from jersey No. 21 worn last season to No. 3 following the departure of graduated senior Melissa Knight, who previously wore No. 3.

2005-06 (Junior)

Earned All-ACC Honorable Mention honors...Playing in all 30 games while starting all but one, Taylor finished sixth in the ACC and second on the team in scoring with 15.6 points per game...Despite being the ACC smallest player at 5-foot-2, she finished second in the ACC in free throw percentage (.836), third in steals per game (2.37) and 10th in assists per game (3.83)...Averaged 17.0 points per game in ACC play...Her 83.6 percent free throw percentage on 112-of-156 attempts ranks second among UM's all-time single-season leaders...Hit 49 three-pointers, marking eighth-highest single season total in UM history...Her 150 three-point attempts marks the fourth highest total in school history...On two separate occasions (NC State, UCF) set the second-highest single game total for three-point field goal percentage, connecting on 5-of-6 attempts from the line...Against Virginia (1/22) became just the seventh player in UM history to hit at least 10-of-10 free throw attempts in a game...Recorded 27 field goal attempts – the seventh-most in school history – against Maryland (2/1)...Scored 20 or more points nine times...Scored a career-high 29 points on the road against NC State (1/26)...In just the second game of her UM career, she scored 22 points with five rebounds, four steals and four assists...Recorded a career-best seven steals in a win over No. 21 Boston College (1/19).

Prior to Miami

As one of the nation's top players in junior college, led the country in scoring with 30 point per game at Monroe Community College in 2004-05 season...Helped lead MCC to two NJCAA National Championships...Was a two-time NJCAA Division II First Team All American...Was named the NJCAA Division II MVP, Eastern Region III First Team Honors twice and was named the National Player of the Year in 2005...MCC's Female Athlete of the Year in 2005...A two-time NJCAA Championship Tournament MVP...Two-time Pete Pavia Scholarship Tournament MVP...Led the Nation in assists and steals at MCC in the 2003-04 season...As a prep standout, was selected as nominee for the McDonald's All American game in her senior year (2003) at Monsignor Scanlan High School...Voted First Team all New York City her junior and senior seasons at MCHS...Was named the team MVP junior and senior year...First Team All Slam Jam Tournament in 2000, 2001, and 2002 for AAU team the Riverside Hawks...Slam Jam's Yogi Award Winner for the best point guard in 2002...Made Gaucho Round Ball Classic's All Tournament Team in 2002.

Personal

Major in liberal arts...enjoys shopping, eating and sleeping.

Career Highs

Points: 29 (at NC State 1/26/06)
FGM: 10 (at NC State 1/26/06)
FGA: 27 (at Maryland 2/1/06)
3PT FGM: 5* (at NC State 1/26/06)
3PT FGA: 9 (vs. Bradley 11/25/05)
FTM: 10 (vs. Virginia 1/22/06)
FTA: 12 (vs. Samford 11/18/05)
Rebounds: 6* (vs. Georgia Tech 3/2/06)
Assists: 10 (vs. FIU 3/18/06)
Steals: 7 (vs. Boston College 1/19/06)
Blocks: n/a
TO: 7* (vs. Boston College 1/19/06)
Minutes: 47 (Georgia Tech 2/26/06)

Get to Know Renee Taylor

I wear No. 3 because:
I've been wearing No. 3 since I started playing. It's one of my favorite numbers and Dwayne Wade and Allen Iverson wear it.

Since last season, I have really tried to improve:
My mid-range game, short jump shots and pull ups inside the three-point line.

The most memorable moment of my UM basketball career has been:
Beating Georgia Tech in double overtime.

What is the best thing about playing basketball at UM:
The ACC and the team chemistry.

If I could take one skill from any player on our team it would be:
Maurita's hang time, Carla's left hand, Albreys height and LaToya's mentality.

The best player I've ever played against was:
Haven't had one yet.

Something I wish I could do:
Draw.

Off the court I like to:
Sleep, eat, laugh and shop.

A place I'd like to visit is:
Jamaica and Puerto Rico.

My major is Liberal Arts because:
I wanted to be able to graduate with diverse degree so I can have options as to what I would like to do when I'm done.

A class I have really enjoyed at UM was:
Psychology with Dr. Nobbs.

After basketball, I would like to:
Live wealthy in a nice house with my mother and brother.

If someone was going to tell your story, what would it include:
It would include how I was raised along with my basketball career from when I got serious into the sport up until now.

Game-by-Game / Career Statistics

2005-06

OPPONENT	DATE	GS	FG-A	PCT	3FG-A	PCT	FTA	PCT	TOT	AVG	A	TO	BLK	STL	PTS	AVG
SAMFORD	11/18/05	*	3-7	.429	2-6	.333	6-12	.500	2	2.0	2	1	0	3	14	14.0
BRADLEY	11/25/05	*	8-19	.421	3-9	.333	3-4	.750	5	3.5	4	2	0	4	22	18.0
OAKLAND	11/26/05	*	3-11	.273	1-5	.200	0-0	.000	1	2.7	1	6	0	1	7	14.3
GEORGE MASON	11/30/05	*	3-15	.200	1-6	.167	4-4	1.000	1	2.3	2	4	0	0	11	13.5
FAIRLEIGH DICKINSON	12/02/05	*	3-13	.231	1-7	.143	2-2	1.000	3	2.4	3	2	0	1	9	12.6
SIENA	12/03/05	*	4-9	.444	1-1	1.000	0-0	.000	0	2.0	3	4	0	1	9	12.0
FIU	12/06/05	*	7-17	.412	1-4	.250	5-5	1.000	3	2.1	3	2	0	1	20	13.1
HARTFORD	12/10/05	*	6-12	.500	2-5	.400	0-2	.000	1	2.0	1	3	0	2	14	13.3
at Montana	12/16/05	*	6-10	.600	2-3	.667	4-4	1.000	2	2.0	3	7	0	3	18	13.8
at UCF	12/20/05	*	8-13	.615	5-6	.833	2-2	1.000	1	1.9	5	3	0	3	23	14.7
NORTH CAROLINA A&T	12/28/05	*	5-7	.714	0-1	.000	3-3	1.000	2	1.9	4	5	0	0	13	14.5
MISSISSIPPI	12/29/05	*	4-10	.400	1-4	.250	5-6	.833	6	2.3	9	6	0	1	14	14.5
at Georgia Tech	01/05/06	*	5-12	.417	2-4	.500	6-7	.857	4	2.4	2	1	0	3	18	14.8
NORTH CAROLINA	01/09/06	*	3-14	.214	1-6	.167	4-4	1.000	0	2.2	3	7	0	2	11	14.5
at Clemson	01/12/06	*	3-13	.231	0-5	.000	2-2	1.000	6	2.5	9	7	0	5	8	14.1
vs Georgia	01/15/06	*	3-9	.333	1-3	.333	2-2	1.000	2	2.4	0	5	0	1	9	13.8
BOSTON COLLEGE	01/19/06	*	7-15	.467	1-4	.250	6-6	1.000	2	2.4	4	7	0	7	21	14.2
VIRGINIA	01/22/06	*	5-11	.455	1-2	.500	10-10	1.000	0	2.3	6	4	0	2	21	14.6
at NC State	01/26/06	*	10-15	.667	5-6	.833	4-5	.800	3	2.3	2	5	0	3	29	15.3
VIRGINIA TECH	01/29/06	*	7-13	.538	3-7	.429	4-5	.800	2	2.3	5	5	0	5	21	15.6
at Maryland	02/01/06	*	8-27	.296	0-6	.000	5-5	1.000	3	2.3	6	2	0	2	21	15.9
at Wake Forest	02/05/06	*	5-12	.417	1-6	.167	2-2	1.000	1	2.3	5	3	0	1	13	15.7
FLORIDA STATE	02/09/06	*	4-10	.400	2-6	.333	6-7	.857	1	2.2	1	3	0	2	16	15.7
at Boston College	02/12/06	*	3-11	.273	2-6	.333	5-6	.833	4	2.3	1	3	0	2	13	15.6
at Florida State	02/17/06	*	5-7	.714	1-3	.333	3-6	.500	1	2.2	0	6	0	1	14	15.6
DUKE	02/19/06	*	2-17	.118	1-6	.167	5-6	.833	4	2.3	4	4	0	4	10	15.3
GEORGIA TECH	02/26/06	*	7-12	.583	3-6	.500	5-8	.625	1	2.3	4	2	0	1	22	15.6
vs Georgia Tech	03/02/06	*	4-12	.333	1-4	.250	3-3	1.000	6	2.4	5	4	0	5	12	15.5
FIU	03/18/06	*	6-15	.400	2-8	.250	5-5	1.000	5	2.5	10	1	0	4	19	15.6
at Virginia	03/22/06	*	6-16	.375	2-5	.400	1-1	1.000	5	2.6	8	5	0	1	15	15.6
TOTALS		29	153-384	.398	49-150	.327	112-134	.836	77	2.6	115	119	0	71	467	15.6

Career Totals

YEAR	GP-GS	MIN	AVG	FG-A	PCT	3FG-A	PCT	FT-A	PCT	REB	AVG	AST	TO	BLK	STL	PTS	AVG
2005-06	30-29	968	32.3	153-384	.398	49-150	.327	112-134	.836	77	2.6	115	119	0	71	467	15.6
TOTAL	30-29	968	32.3	153-384	.398	49-150	.327	112-134	.836	77	2.6	115	119	0	71	467	15.6



A Song of Success

January 26, 2006 should be a day Lamese James never forgets. It was on that day in Raleigh, N.C. that James heard, for the first time in her career, her name called during the pre-game starting lineup introductions. In that moment, in that place, everything James had worked so hard to achieve had finally come full circle.

To understand what exactly the opportunity to be in the starting lineup is for James, a gifted singer who aspires to be a musician and producer, one should simply follow her journey to get there.

As a standout at South Broward High School, James was part of one of the greatest women's basketball dynasties in the history of South Florida. Throughout her prep career she, with teammates Tamara James, who went on to become UM's all-time leading scorer before moving on to the WNBA, and Toccara Williams, who also eventually made it to the WNBA, helped lead South Broward to four-consecutive state championships.

Following high school James received several offers from major programs, however, her collegiate career would be postponed when she was forced to attend the Patterson Prep School located in Lenoir, N.C. – a town less than 200 miles west of Raleigh. Despite being in the heart of some of the ACC's best programs James' heart was always back at Miami.

"First I had to go to a prep school and get some things taken care of," said James. "The whole time I was there, the coaching staff at Miami stuck with me and once I got some things taken care of I was able to come back to UM."

Once she finally arrived at Miami James' struggled through the adjustment averaging less than one point (0.9) and just over one rebound (1.1) in the 17 games she appeared in.

"My freshman year was a little frustrating because I didn't feel like I was getting the minutes I deserved and I think I lost a little confidence," said James.

Last season, under the direction of first-year head coach Katie Meier, James jumped at the opportunity to fit in Meier's system that highlights the type of wing player she is.

"Once coach Meier came in she saw that kind of player I was," said James. "She saw me as a player who could play the wing, who could shoot and handle the ball a little bit. She kept telling me that as long as I got the plays down, I would be a starter."

James did get the plays down and on that night in Raleigh, earned a starting position.

"Once I earned a starting position, my confidence level went back up," added James. "But it wasn't just a matter of starting, it was more about having the chance to play and help the team."

And help the team she did.

miami
4





4

LAMESE JAMES

6-0 / JUNIOR / FORWARD / HOLLYWOOD, FLA. / SOUTH BROWARD HS



At Miami

Established herself as a starter for the Hurricanes mid-way through the 2005-06 season...James has tremendous upside playing in the post with the mentality of a backcourt player...Has a lean athletic body...Can drive to the basket and get off shots in the post...Capable of hitting the mid-range jumper and occasionally the three.

2005-06 (Sophomore)

Started 12 of the last 30 games of the season...Averaged 4.6 points per game...Averaged 6.9 points and 5.5 rebounds per game as a starter...Hitting 55-of-114 shots, ranked third on the UM roster with a 48.2 field goal percentage...Finished second on the team in total rebounds (118) and third in rebounding average (3.9)...Was second on the team with 13 blocks on the year...Recorded a career-best 13 points on two occasions, first in a 79-71 win at Wake Forest (2/5) and then again against Georgia Tech (3/2) in the First Round of the 2006 ACC Tournament...Nearly notched the first double-double of her career in a double-overtime victory over Georgia Tech (2/26), scoring nine points with a career-best nine rebounds...Scored 11 points with six rebounds to help lead UM over Florida International (3/18) in the First Round of the 2006 WNIT.

2004-05 (Freshman)

Played in 17 games in 2004-05 as a true freshman...Averaged 0.9 points and 1.1 rebounds per game, seeing limited time with 3.5 minutes per game...Had her best game of the season against NC State (1/20), scoring a season-best six points, hitting 3-of-4 field goals, with four rebounds in 16 minutes of action...Recorded three rebounds in four minutes of play against Loyola Marymount (12/29) in the championship game of the UM Holiday Classic.

Prior to Miami

A standout guard at South Broward High School...Was the Florida District 5A Player of the Year while garnering District 5A First Team and All-Broward County First Team honors her senior year...Help lead SBHS to four state championships from 2000-04...Averaged 17 points and 10 rebounds per game her senior year...Played with current UM teammate Tamara James during her freshman, sophomore and junior seasons and with Toccara Williams, formerly of WNBA's Silver Stars, during her freshman season at SBHS.....Spent one year at the Patterson Preparatory School following graduation from SBHS where she averaged over 16 points per game.

Personal

Majoring in music business...Hopes to pursue a career in singing, producing or song writing after college.

Career Highs

Points: 13* (vs. Georgia Tech 3/2/06)
FGM: 5* (vs. FIU 3/18/06)
FGA: 12 (vs. Georgia Tech 3/2/06)
3PT FGM: 2 (vs. Georgia Tech 3/2/06)
3PT FGA: 4 (vs. Georgia Tech 3/2/06)
FTM: 3* (vs. Florida State 2/9/06)
FTA: 4* (vs. Georgia Tech 2/26/06)
Rebounds: 9* (vs. Georgia Tech 2/26/06)
Assists: 2* (vs. Georgia Tech 2/26/06)
Steals: 3* (at Virginia 3/22/06)
Blocks: 3 (vs. Bradley 11/25/05)
TO: 4 (vs. Georgia Tech 3/2/06)

Get to Know Lamese James

If I wear No. 4 because:

It's next to my favorite number, 24, which I couldn't wear here because is retired for Francis Savage.

Since last season, I have really tried to improve:

Studying the game more, becoming a better post player, working on getting my shot off quicker and defending.

The most memorable moment of my UM basketball career has been:

Playing in double overtime against No. 1 Duke and making it to the postseason last season.

What is the best thing about playing basketball at UM:

The opportunity. Even though I was recruited by other top schools, UM is close to my family and I have an opportunity to play more.

If I could take one skill from any player on our team it would be:

Maurita's quickness and Renee's ball handling skills.

If I could play any other sport at UM it would be:

Track and Field because it's unlikely that I would get out of shape.

The best player I've ever played against was:

Crystal Langhorne from Maryland.

Something a lot of people don't know about me:

I made a little demo with a couple of my songs.

Something I wish I could do:

Play the acoustic guitar.

Off the court I like to:

Spend time with my beautiful nieces, family, my best friend Tamara James and writing songs.

A place I'd like to visit is:

South Africa.

I'm intrested in the music business because:

I can write songs, sing and also produce. But, I know when you learn more of the business side, people in the industry have a much harder time trying to run over you or cheat you out of your money.

A class I have really enjoyed at UM was:

African Diaspora Music History. It is the impact of African, Caribbean, and Latin music. I love music so to learn that different

Game-by-Game / Career Statistics

2004-05

OPPONENT	DATE	GS	FG-A	PCT	3FG-A	PCT	FT-A	PCT	REB	AVG	A	TO	BLK	STL	PTS	AVG
GARDNER WEBB	11/19/04		0-1	.000	0-1	.000	0-0	.000	2	2.0	1	0	0	0	0	0.0
at Hartford	11/23/04		0-1	.000	0-1	.000	0-0	.000	0	1.0	0	0	0	0	0	0.0
vs Maryland Eastern Shore	11/27/04		0-1	.000	0-0	.000	1-2	.500	0	0.7	1	1	1	0	1	0.3
at Texas Tech	12/06/04		0-3	.000	0-0	.000	0-0	.000	2	1.0	0	0	0	0	0	0.3
UCF	12/13/04		1-3	.333	0-0	.000	0-0	.000	2	1.2	0	0	0	0	2	0.6
LOYOLA MARYMOUNT	12/29/04		0-1	.000	0-0	.000	0-0	.000	3	1.5	0	0	0	0	0	0.5
COPPIN STATE	01/02/05		0-0	.000	0-0	.000	0-0	.000	0	1.3	0	1	0	0	0	0.4
at Florida State	01/09/05		0-0	.000	0-0	.000	0-0	.000	0	1.1	0	0	0	0	0	0.4
WAKE FOREST	01/13/05		0-0	.000	0-0	.000	0-0	.000	1	1.1	0	0	0	0	0	0.3
at North Carolina	01/17/05		1-2	.500	0-0	.000	0-0	.000	1	1.1	0	0	0	0	2	0.5
at NC State	01/20/05		3-4	.750	0-1	.000	0-0	.000	4	1.4	1	2	0	0	6	1.0
GEORGIA TECH	01/23/05		0-0	.000	0-0	.000	0-0	.000	0	1.3	0	0	0	0	0	0.9
at Clemson	01/31/05		0-0	.000	0-0	.000	0-0	.000	0	1.2	0	0	0	0	0	0.8
at Virginia	02/10/05		1-1	1.000	0-0	.000	0-0	.000	1	1.1	0	0	0	0	2	0.9
NC STATE	02/14/05		1-3	.333	0-2	.000	0-0	.000	1	1.1	0	0	0	2	2	1.0
MARYLAND	02/17/05		0-0	.000	0-0	.000	0-0	.000	1	1.1	0	0	0	0	0	0.9
at Duke	02/24/05		0-1	.000	0-1	.000	0-0	.000	1	1.1	0	0	1	0	0	0.9
TOTALS		0	7-21	.333	0-6	.000	1-2	.500	19	1.1	3	4	2	2	15	0.9

2005-06

OPPONENT	DATE	GS	FGA	PCT	3FG-A	PCT	FT-A	PCT	REB	AVG	A	TO	BLK	STL	PTS	AVG
SAMFORD	11/18/05		0-1	.000	0-1	.000	1-2	.500	4	4.0	0	1	2	1	1	1.0
BRADLEY	11/25/05		2-5	.400	0-0	.000	1-2	.500	5	4.5	0	0	3	0	5	3.0
OAKLAND	11/26/05		0-0	.000	0-0	.000	0-0	.000	4	4.3	1	0	0	0	0	2.0
GEORGE MASON	11/30/05		0-0	.000	0-0	.000	0-0	.000	0	3.3	0	0	0	0	0	1.5
FAIRLEIGH DICKINSON	12/02/05		3-5	.600	1-1	1.000	0-2	.000	2	3.0	1	3	0	1	7	2.6
SIENA	12/03/05		1-2	.500	0-0	.000	2-4	.500	1	2.7	1	2	0	0	4	2.8
FIU	12/06/05		1-3	.333	0-1	.000	2-2	1.000	0	2.3	0	1	0	0	4	3.0
HARTFORD	12/10/05		0-0	.000	0-0	.000	0-0	.000	2	2.3	0	0	0	1	0	2.6
at Montana	12/16/05		1-1	1.000	0-0	.000	0-0	.000	2	2.2	0	0	0	0	2	2.6
at UCF	12/20/05		0-0	.000	0-0	.000	0-0	.000	1	2.1	2	1	0	0	0	2.3
NORTH CAROLINA A&T	12/28/05		2-3	.667	0-0	.000	0-0	.000	9	2.7	1	1	2	0	4	2.5
MISSISSIPPI	12/29/05		5-6	.833	0-1	.000	0-0	.000	6	3.0	0	3	0	0	10	3.1
at Georgia Tech	01/05/06		1-2	.500	0-0	.000	0-0	.000	0	2.8	0	0	0	0	2	3.0
NORTH CAROLINA	01/09/06		0-1	.000	0-1	.000	0-0	.000	1	2.6	0	1	0	0	0	2.8
at Clemson	01/12/06		2-3	.667	0-0	.000	1-2	.500	3	2.7	0	3	0	0	5	2.9
vs Georgia	01/15/06		2-4	.500	0-1	.000	2-4	.500	7	2.9	1	2	0	1	6	3.1
BOSTON COLLEGE	01/19/06		0-3	.000	0-1	.000	3-4	.750	0	2.8	0	0	0	2	3	3.1
VIRGINIA	01/22/06		1-2	.500	0-0	.000	1-2	.500	5	2.9	0	1	0	0	3	3.1
at NC State	01/26/06	*	2-4	.500	0-0	.000	1-1	1.000	2	2.8	0	2	0	0	5	3.2
VIRGINIA TECH	01/29/06	*	2-2	1.000	0-0	.000	0-0	.000	3	2.9	0	2	1	0	4	3.3
at Maryland	02/01/06	*	0-1	.000	0-0	.000	0-0	.000	7	3.0	0	1	0	3	0	3.1
at Wake Forest	02/05/06	*	5-6	.833	1-1	1.000	2-2	1.000	8	3.3	1	2	0	3	13	3.5
FLORIDA STATE	02/09/06	*	2-6	.333	0-1	.000	3-4	.750	6	3.4	0	1	1	3	7	3.7
at Boston College	02/12/06	*	2-6	.333	0-0	.000	0-0	.000	4	3.4	1	2	0	0	4	3.7
at Florida State	02/17/06	*	3-6	.500	0-1	.000	1-1	1.000	5	3.5	2	2	1	3	7	3.8
DUKE	02/19/06	*	3-6	.500	0-1	.000	0-0	.000	5	3.5	0	1	0	1	6	3.9
GEORGIA TECH	02/26/06	*	3-9	.333	1-3	.333	2-4	.500	9	3.7	2	2	1	1	9	4.1
vs Georgia Tech	03/02/06	*	5-12	.417	2-4	.500	1-1	1.000	7	3.9	0	4	1	2	13	4.4
FIU	03/18/06	*	5-7	.714	1-1	1.000	0-0	.000	6	3.9	0	3	0	0	11	4.7
at Virginia	03/22/06	*	2-8	.250	0-2	.000	0-0	.000	4	3.9	1	2	1	3	4	4.6
TOTALS		12	55-114	.482	6-21	.286	23-37	.622	118	3.9	14	43	13	25	139	4.6

Career Totals

YEAR	GP-GS	MIN	AVG	FG-A	PCT	3FG-A	PCT	FT-A	PCT	REB	AVG	AST	TO	BLK	STL	PTS	AVG
2004-05	17-0	60	3.5	7-21	.333	0-6	.000	1-2	.500	19	1.1	3	4	2	2	15	0.9
2005-06	30-12	458	15.3	55-114	.482	6-21	.286	23-37	.622	118	3.9	14	43	13	25	139	4.6
TOTAL	47-12	518	11.0	62-135	.459	6-27	.222	24-39	.615	137	2.9	17	47	15	27	154	3.3



Albrey Grimsley: Focused

After a celebrated career at St. Lucie's West Centennial High School as one of the top point guards in the nation in 2004, Albrey Grimsley came to the University of Miami and wasted little time establishing herself as one of the most athletically gifted players on the 2004-05 squad.

Grimsley notched a pair of double-doubles in two preseason exhibitions went on to start 24-of-29 games, averaging 6.0 points, 3.3 rebounds and 2.6 assist per game as a true freshman. Although impressive numbers for a debut season, those close to the UM program felt Grimsley was far from achieving her potential on the court.

Last season Grimsley, no longer a starter for the Hurricanes, came off the bench as one of first-year head coach Katie Meier's first options to average 4.5 points and 3.5 rebounds per game. Mirroring her freshman season, Grimsley showed flashes of being one of the better players in the Atlantic Coast Conference but struggled through inconsistencies that limited her production.

Unlike her two previous seasons at UM, Grimsley enters her junior season poised and ready to make an impact. Asked what her mindset is heading into the 2006-07 season, she quickly responds with a single word: "Focused."

"I think my first two years here I wasn't quite reaching my potential and this year I'm heading into the season extremely focused," she added.

At first thought one might think Grimsley's motivation to step up her game comes from a desire to attain individual success, however, it's the potential she sees in this year's team that has her primed.

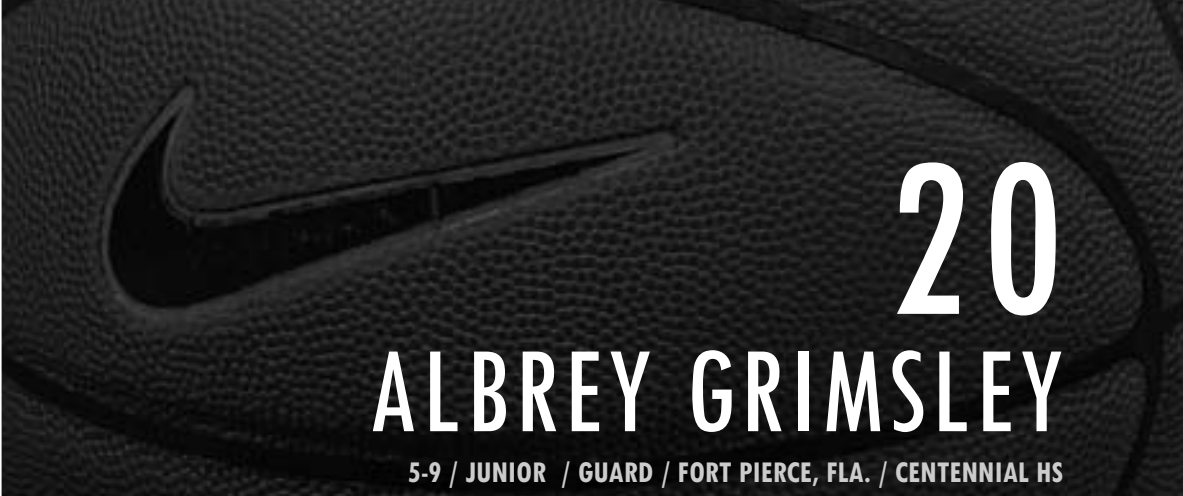
"I'm really excited about this team because I think we are all on the same page," said Grimsley. "Everyone has the will to win. I think we are going to be one of those teams who goes out there and not only wants to win, but expects to win."

"I can honestly see us winning 20 or more games and not only getting to the NCAA Tournament, but making it past the first round."

With Grimsley focused on that goal, Miami opponents should beware.

miami 20





20

ALBREY GRIMSLEY

5-9 / JUNIOR / GUARD / FORT PIERCE, FLA. / CENTENNIAL HS



At Miami

As one of UM's first options off the bench last season, Grimsley should see her role increase even more in 2006-07...Arguably the most athletic player on the Miami roster, she has the quickness to penetrate the lane, but also has the ability to hit the outside shot which giving her the potential to become one of the top players in the ACC.

2005-06 (Sophomore)

Came off the bench to average 4.5 points and 3.5 rebounds per game...Finished fourth on the team, and first among all non-starters, in field goal percentage (.471), hitting 56-of-119 shots from the field...Was fourth on the team in rebounding (3.5 per game) and third in defensive rebounding (2.3 per game)...Was fifth on the team in minutes played (601), averaging 20.0 per game...Averaged 5.5 points per game in ACC play...Recorded a season-high 12 points, adding four rebounds, in UM's double-overtime thriller with No. 1 Duke (2/19)...Grabbed a season-high eight rebounds against No. 21 Boston College (1/19)...Hit a career-high six free throws on eight attempts - also a career best - in that same game against the Eagles...Tied a career high with seven assists against North Carolina A&T (12/28).

2004-05 (Freshman)

Started 24-of-29 games played as true freshman...One of only five players on the UM roster to see action in all 29 games...Averaged 6.0 points, 3.3 rebounds and 2.6 assists per game...Ranked third on the team in scoring (6.0 ppg) and field goals attempted (178)...Scored in double figures in five games...Scored a season-high 18 points against Loyola Marymount (12/29) at the UM Holiday Classic...Was named to the UM Holiday Classic All-Tournament Team after a career high scoring outing against LMU and recording seven assists against Fairfield (12/28)...Scored nine points with nine rebounds her in first game as a Hurricane...Had back-to-back 15-point games against UNC (1/17) and NC State (1/20).

Prior to Miami

One of the top prep players in the nation coming out of St. Lucie's West Centennial High School...Named a Florida District 5A First Team selection her senior year and a District 4A All-State selection her junior year...Named a McDonald's Top-100 National Player and ranked the No. 31 point guard in the nation by the All-Star Girls Report.

Personal

Majoring in Caribbean and African Studies...Enjoys shopping.

Career Highs

- Points: 18 (vs. Loyola Marymount 12/29/04)
- FGM: 6* (at North Carolina 1/17/05)
- FGA: 15 (at NC State 1/20/05)
- 3PT FGM: 2 (at NC State 1/20/05)
- 3PT FGA: 3* (vs. Georgia Tech 1/23/05)
- FTM: 6 (vs. Boston College 1/19/06)
- FTA: 8* (vs. Boston College 1/19/06)
- Rebounds: 9 (vs. Gardner Webb 11/19/04)
- Assists: 7* (vs. North Carolina A&T 12/28/05)
- Steals: 3* (vs. Montana 12/16/05)
- Blocks: 2* (vs. Duke 2/19/06)
- TO: 9 (at Hartford 11/23/04)

Get to Know Abrey Grimsley

- Il wear No. 20 because:*
It was the first number that came to mind.
- The most memorable moment of my UM basketball career has been:*
Meeting (former teammate) Tatijana Marincic.
- What is the best thing about playing basketball at UM:*
Having the opportunity to get a degree and get a great job.
- If I could take one skill from any player on our team it would be:*
Amy's attitude.
- If I could play any other sport at UM it would be:*
Track, throwing shot-put.
- The best player I've ever played against was:*
Monique Curry (formerly of Duke).
- Something a lot of people don't know about me:*
I'm an easy-going person.
- Something I wish I could do:*
Sleep more often.
- Off the court I like to:*
Sleep, study, shop and eat (steak).
- A place I'd like to visit is:*
London, England.
- My major is Caribbean and African Studies because:*
I think they're both interesting and I would love to be a sports psychologist.
- A class I have really enjoyed at UM was:*
Caribbean literature.
- After basketball, I would like to:*
Be a sports psychologist, personal trainer and massage therapist.

Game-by-Game / Career Statistics

2004-05

OPPONENT	DATE	GS	FG-A	PCT	3FG-A	PCT	FT-A	PCT	REB	AVG	A	TO	BLK	STL	PTS	AVG
GARDNER WEBB	11/19/04	*	4-6	.667	1-3	.333	0-0	.000	9	9.0	3	1	0	1	9	9.0
TCU	11/21/04	*	2-3	.667	1-1	1.000	1-2	.500	4	6.5	4	5	0	2	6	7.5
at Hartford	11/23/04	*	1-5	.200	1-4	.250	0-0	.000	5	6.0	2	9	0	1	3	6.0
vs Oregon	11/26/04		0-1	.000	0-0	.000	0-0	.000	1	4.8	0	1	0	0	0	4.5
vs Maryland Eastern Shore	11/27/04		0-0	.000	0-0	.000	0-0	.000	0	3.8	0	0	0	0	0	3.6
at George Mason	11/30/04		0-3	.000	0-3	.000	0-0	.000	3	3.7	3	3	0	0	0	3.0
at Florida International	12/04/04	*	5-13	.385	0-2	.000	4-4	1.000	4	3.7	2	2	0	1	14	4.6
at Texas Tech	12/06/04	*	5-12	.417	1-3	.333	2-3	.667	1	3.4	3	2	1	0	13	5.6
UCF	12/13/04	*	2-14	.143	1-3	.333	0-0	.000	3	3.3	1	4	0	3	5	5.6
MONTANA	12/20/04	*	2-7	.286	1-4	.250	1-2	.500	8	3.8	3	0	0	2	6	5.6
FAIRFIELD	12/28/04	*	3-5	.600	0-1	.000	2-7	.286	4	3.8	7	2	0	2	8	5.8
LOYOLA MARYMOUNT	12/29/04	*	6-8	.750	1-3	.333	5-8	.625	5	3.9	3	3	0	0	18	6.8
COPPIN STATE	01/02/05	*	2-5	.400	1-1	1.000	0-1	.000	3	3.8	3	3	0	0	5	6.7
at Florida State	01/09/05	*	3-6	.500	0-2	.000	0-1	.000	4	3.9	0	3	0	0	6	6.6
WAKE FOREST	01/13/05	*	1-5	.200	0-3	.000	0-0	.000	6	4.0	3	2	0	0	2	6.3
at North Carolina	01/17/05	*	6-12	.500	1-4	.250	2-2	1.000	4	4.0	2	4	0	1	15	6.9
at NC State	01/20/05	*	5-15	.333	2-4	.500	3-5	.600	7	4.2	3	6	0	2	15	7.4
GEORGIA TECH	01/23/05	*	2-11	.182	1-6	.167	0-0	.000	3	4.1	2	1	0	0	5	7.2
FLORIDA STATE	01/27/05	*	4-8	.500	0-1	.000	0-0	.000	3	4.1	5	3	0	0	8	7.3
at Clemson	01/31/05	*	3-5	.600	1-2	.500	0-0	.000	3	4.0	3	3	0	0	7	7.3
DUKE	02/03/05	*	4-9	.444	0-1	.000	0-0	.000	6	4.1	2	3	0	1	8	7.3
VIRGINIA TECH	02/06/05	*	1-3	.333	0-1	.000	3-4	.750	0	3.9	4	1	0	3	5	7.2
at Virginia	02/10/05	*	2-8	.250	0-0	.000	3-5	.600	5	4.0	5	6	0	1	7	7.2
NC STATE	02/14/05	*	1-4	.250	0-0	.000	0-0	.000	1	3.8	3	6	0	0	2	7.0
MARYLAND	02/17/05	*	2-5	.400	0-1	.000	0-0	.000	2	3.8	2	1	0	3	4	6.8
at Duke	02/24/05	*	0-2	.000	0-0	.000	0-0	.000	0	3.6	1	3	0	1	0	6.6
at Virginia Tech	02/27/05	*	0-1	.000	0-0	.000	0-0	.000	0	3.5	1	2	0	0	0	6.3
vs Georgia Tech	03/04/05		0-1	.000	0-0	.000	2-2	1.000	3	3.5	4	0	0	2	2	6.2
vs North Carolina	03/05/05		1-1	1.000	0-0	.000	0-0	.000	0	3.3	0	1	0	0	2	6.0
TOTALS		24	67-178	.376	13-53	.245	28-46	.609	97	3.3	74	80	1	26	175	6.0

2005-06

OPPONENT	DATE	GS	FG-A	PCT	3FG-A	PCT	FT-A	PCT	REB	AVG	A	TO	BLK	STL	PTS	AVG
SAMFORD	11/18/05		1-1	1.000	0-0	.000	1-3	.333	0	0.0	2	3	0	1	3	3.0
BRADLEY	11/25/05		1-3	.333	0-1	.000	0-2	.000	6	3.0	2	3	0	1	2	2.5
OAKLAND	11/26/05		1-2	.500	0-0	.000	0-0	.000	1	2.3	5	3	1	1	2	2.3
GEORGE MASON	11/30/05		0-1	.000	0-0	.000	0-0	.000	3	2.5	0	2	1	0	0	1.8
FAIRLEIGH DICKINSON	12/02/05		1-2	.500	0-0	.000	0-0	.000	4	2.8	4	2	0	1	2	1.8
SIENA	12/03/05		3-7	.429	1-1	1.000	4-5	.800	2	2.7	4	3	0	0	11	3.3
FIU	12/06/05		2-3	.667	0-0	.000	1-2	.500	4	2.9	1	0	1	1	5	3.6
HARTFORD	12/10/05		2-3	.667	0-0	.000	0-0	.000	3	2.9	1	1	0	1	4	3.6
at Montana	12/16/05		1-6	.167	0-0	.000	0-0	.000	2	2.8	3	0	0	3	2	3.4
at UCF	12/20/05		2-7	.286	0-2	.000	3-4	.750	1	2.6	0	1	0	2	7	3.8
NORTH CAROLINA A&T	12/28/05		2-5	.400	0-0	.000	1-2	.500	3	2.6	7	3	0	1	5	3.9
MISSISSIPPI	12/29/05		3-5	.600	0-1	.000	0-1	.000	7	3.0	2	4	0	0	6	4.1
at Georgia Tech	01/05/06		0-0	.000	0-0	.000	0-0	.000	2	2.9	2	2	0	1	0	3.8
NORTH CAROLINA	01/09/06		2-3	.667	0-0	.000	2-2	1.000	2	2.9	2	3	0	1	6	3.9
at Clemson	01/12/06		1-3	.333	0-1	.000	0-0	.000	4	2.9	2	4	0	1	2	3.8
vs Georgia	01/15/06		3-7	.429	0-0	.000	0-1	.000	3	2.9	0	3	0	0	6	3.9
BOSTON COLLEGE	01/19/06		3-4	.750	0-0	.000	6-8	.750	8	3.2	3	2	0	1	12	4.4
VIRGINIA	01/22/06		0-0	.000	0-0	.000	0-0	.000	3	3.2	1	4	0	0	0	4.2
at NC State	01/26/06		3-5	.600	0-0	.000	0-0	.000	5	3.3	6	1	0	2	6	4.3
VIRGINIA TECH	01/29/06		3-6	.500	0-0	.000	2-2	1.000	2	3.3	4	5	2	2	8	4.5
at Maryland	02/01/06		4-8	.500	0-0	.000	0-0	.000	3	3.2	2	2	0	2	8	4.6
at Wake Forest	02/05/06		3-3	1.000	0-0	.000	1-2	.500	6	3.4	2	1	0	1	7	4.7
FLORIDA STATE	02/09/06		1-3	.333	0-0	.000	0-0	.000	2	3.3	2	2	0	0	2	4.6
at Boston College	02/12/06		0-1	.000	0-1	.000	0-0	.000	1	3.2	0	1	0	2	0	4.4
at Florida State	02/17/06		4-8	.500	0-0	.000	0-0	.000	7	3.4	0	5	0	0	8	4.6
DUKE	02/19/06		5-12	.417	0-1	.000	2-4	.500	4	3.4	2	8	2	2	12	4.8
GEORGIA TECH	02/26/06		3-4	.750	0-1	.000	0-0	.000	3	3.4	1	6	1	2	6	4.9
vs Georgia Tech	03/02/06		0-2	.000	0-0	.000	0-2	.000	3	3.4	1	2	0	0	0	4.7
FIU	03/18/06		2-4	.500	0-0	.000	0-0	.000	2	3.3	0	1	0	1	4	4.7
at Virginia	03/22/06		0-1	.000	0-0	.000	0-0	.000	8	3.5	1	1	0	0	0	4.5
TOTALS		0	56-119	.471	1-9	.111	23-40	.575	104	3.5	62	78	8	30	136	4.5

Career Totals

YEAR	GP-GS	MIN	AVG	FG-A	PCT	3FG-A	PCT	FT-A	PCT	REB	AVG	AST	TO	BLK	STL	PTS	AVG
2004-05	29-24	733	25.3	67-178	.376	13-53	.245	28-46	.609	97	3.3	74	80	1	26	175	6.0
2005-06	30-0	601	20.0	56-119	.471	1-9	.111	23-40	.575	104	3.5	62	78	8	30	136	4.5
TOTAL	59-24	1334	22.6	123-297	.414	14-62	.226	51-86	.593	201	3.4	136	158	9	56	311	5.3



And a Californian Shall Lead Them

When the University of Miami travels across the country Nov. 15 for a three-game swing in the state of California, there might not be a happier person in the travel party than sophomore LaToya Cunningham.

A native of Vallejo, Calif., Cunningham will be heading back home for the first opportunity to play in front of her friends and perhaps more importantly, her family.

"I'll have a lot of family and friends out there watching," said Cunningham. "I'm really excited because my grandmother will get to see me play and it will be her first time seeing me in a college game."

If that weren't reason enough to smile, Cunningham can take pride in knowing that, as one of the team captains as voted on by her UM family, several of the players on the young UM roster will be looking to her for guidance as Miami makes its first road trip of the season.

"We are a young team so with the freshman I feel like I can relate because I was just there a year ago," says Cunningham. "Last year I was able to learn from the seniors we had and they were always there to help me. I want to be able to do the same thing for these guys."

That leadership role is one Cunningham has rightfully earned. Last season, on a team with three seniors in the starting lineup, she averaged 22.9 minutes per game – the fourth highest average on the team, while appearing in all 30 games as a true freshman.

Instantly earning a reputation as a hard worker on the court, Cunningham's demeanor off the court helped set her apart.

"I think it's because I try to lead by example," says Cunningham of the respect she has from her teammates and coaches. "Everything I try to do, on and off the court, is to try to make the team better."

And better she should make the Hurricanes, on and off the court.

miami
23





23

LATOYA CUNNINGHAM

5-6 / SOPHOMORE / GUARD / VALLEJO, CALIF. / LA JOLLA COUNTRY DAY HS



At Miami

Established herself as one of the most reliable players on the team...Smart player who could make her way into the starting lineup this season...A slasher who can play the point and the two...Great outside shot in transition and runs the floor extremely well...A hustler on defense.

2005-06 (Freshman)

As Miami first option off the bench, averaged 4.4 points and 2.1 rebounds per game...Played in all 30 games, recording one start...Averaged 22.9 minutes per game, the most among all non-starters and the fourth-most on the team...Scored seven points with seven assists against Fairleigh Dickinson (12/2)...Scored 11 points against FIU (12/6) and returned the following game to score a career-best 14 points in UM's victory over Hartford (12/10)...Hit a career-best six field goal attempts on a personal-best 12 attempts in that same game against the Hawks...Played a personal-high 33 minutes against Virginia (3/22) in the second round of the WNIT Tournament.

Prior to Miami

A four-year starter at La Jolla Country Day who led LJCD to four regional championships from 2002-05...Ranked among the top 75 high school guards in the class of 2005...Following her senior year in which she averaged 10.1 points, 6.6 rebounds and 2.8 steals per game, she was named the San Diego Tribune's Player of the Year...Earned All-Coast South League, All-CIF Division 4 and UT All-San Diego Section First Team honors her senior year...Was named the 2005 ADIDAS Evaluation Camp MVP...Averaged 12.2 points, 5.5 rebounds and 3.6 steals per game as a junior...Earned All-Coastal South League Second Team accolades her junior year...Was named to the All-Coastal South League and All-CIF Division 4 First Team her sophomore year...Received All-League Honorable Mention honors as a freshman after leading LJCD to a state championship...Played along side Candice Wiggins - now at Stanford - for three seasons at LJCD...Was also a stand-out four-year cross country runner at LJCD earning All-Coastal League First Team honors each year.

Personal

Major undeclared, arts and sciences...Likes to "sit back and chill" with friends, along with watching T.V., talking on the phone and sleeping during her spare time.

Career Highs

Points: 14 (vs. Hartford 12/10/05)
FGM: 6 (vs. Hartford 12/10/05)
FGA: 12 (vs. Hartford 12/10/05)
3PT FGM: 3 (vs. FIU 12/6/05)
3PT FGA: 6* (at Montana 12/16/05)
FTM: 3* (at Boston College 2/12/06)
FTA: 5 (at Clemson 1/12/06)
Rebounds: 5* (at Boston College 2/12/06)
Assists: 7 (vs. Fairleigh Dickinson 12/2/05)
Steals: 2* (vs. Florida State 2/9/06)
Blocks: n/a
TO: 5 (vs. North Carolina 1/9/06)

Get to Know LaToya Cunningham

Il wear No. 23 because:

Back when Chamique Holdsclaw played at the University of Tennessee I wanted to be just like her.

Since last season, I have really tried to improve:

On my footwork and different ways of becoming a bigger offensive threat.

The most memorable moment of my UM basketball career has been:

The double overtime win against Georgia Tech last season.

What is the best thing about playing basketball at UM:

Being able to play in the No. 1 conference in the country.

If I could take one skill from any player on our team it would be:

Renee's quickness and Maurita's athleticism.

If I could play any other sport at UM it would be:

It's a tie between track and football.

Something a lot of people don't know about me:

That I like to write in my free time.

Off the court I like to:

Chill with friends and just have a good time, and sleep.

A place I'd like to visit is:

Italy.

My major is Sport Administration because:

I want to be able to stay in the field of sports somehow.

A class I have really enjoyed at UM was:

My UMX class that I took my freshman year.

After basketball, I would like to:

Hopefully find a job that I enjoy doing.

Game-by-Game / Career Statistics

2005-06

OPPONENT	DATE	GS	FG-A	PCT	3FG-A	PCT	FT-A	PCT	REB	AVG	A	TO	BLK	STL	PTS	AVG
SAMFORD	11/18/05	2-5	.400	1-4	.250	2-4	.500	2	2.0	4	1	0	1	7	7.0	
BRADLEY	11/25/05	1-6	.167	0-4	.000	0-0	.000	0	1.0	1	0	0	0	2	4.5	
OAKLAND	11/26/05	2-6	.333	0-1	.000	1-2	.500	1	1.0	1	2	0	0	5	4.7	
GEORGE MASON	11/30/05	1-4	.250	1-4	.250	0-0	.000	2	1.3	3	0	0	1	3	4.3	
FAIRLEIGH DICKINSON	12/02/05	2-6	.333	0-3	.000	2-2	1.000	3	1.6	7	0	0	1	6	4.6	
SIENA	12/03/05	2-7	.286	1-3	.333	0-0	.000	2	1.7	1	1	0	1	5	4.7	
FIU	12/06/05	4-10	.400	3-5	.600	0-0	.000	4	2.0	4	0	0	0	11	5.6	
HARTFORD	12/10/05	6-12	.500	2-6	.333	0-0	.000	5	2.4	1	4	0	1	14	6.6	
at Montana	12/16/05	1-8	.125	0-6	.000	0-1	.000	3	2.4	1	1	0	1	2	6.1	
at UCF	12/20/05	2-7	.286	1-5	.200	2-2	1.000	1	2.3	1	1	0	1	7	6.2	
NORTH CAROLINA A&T	12/28/05	2-5	.400	1-3	.333	0-0	.000	0	2.1	5	2	0	0	5	6.1	
MISSISSIPPI	12/29/05	1-3	.333	1-3	.333	1-2	.500	2	2.1	0	0	0	0	4	5.9	
at Georgia Tech	01/05/06	2-5	.400	1-4	.250	0-0	.000	1	2.0	2	0	0	0	5	5.8	
NORTH CAROLINA	01/09/06	1-6	.167	1-5	.200	0-0	.000	2	2.0	2	5	0	1	3	5.6	
at Clemson	01/12/06	2-5	.400	1-3	.333	3-5	.600	5	2.2	3	0	0	1	8	5.8	
vs Georgia	01/15/06	1-4	.250	0-1	.000	0-0	.000	2	2.2	1	3	0	2	2	5.6	
BOSTON COLLEGE	01/19/06	0-2	.000	0-2	.000	0-0	.000	1	2.1	0	1	0	0	0	5.2	
VIRGINIA	01/22/06	2-3	.667	1-2	.500	0-0	.000	0	2.0	0	0	0	0	5	5.2	
at NC State	01/26/06	1-2	.500	0-0	.000	0-0	.000	2	2.0	0	0	0	0	2	5.1	
VIRGINIA TECH	01/29/06	1-1	1.000	1-1	1.000	0-0	.000	2	2.0	1	3	0	1	3	5.0	
at Maryland	02/01/06	1-4	.250	1-3	.333	0-0	.000	3	2.0	2	0	0	0	3	4.9	
at Wake Forest	02/05/06	2-4	.500	0-1	.000	0-0	.000	2	2.0	0	1	0	0	4	4.8	
FLORIDA STATE	02/09/06	1-7	.143	1-4	.250	0-1	.000	5	2.2	3	1	0	2	3	4.7	
at Boston College	02/12/06	0-4	.000	0-3	.000	3-3	1.000	5	2.3	2	0	0	0	3	4.7	
at Florida State	02/17/06	0-4	.000	0-1	.000	0-0	.000	3	2.3	3	1	0	0	0	4.5	
DUKE	02/19/06	1-2	.500	1-2	.500	0-1	.000	0	2.2	1	0	0	0	3	4.4	
GEORGIA TECH	02/26/06	0-1	.000	0-1	.000	0-0	.000	1	2.2	0	1	0	0	0	4.3	
vs Georgia Tech	03/02/06	2-6	.333	2-5	.400	1-2	.500	0	2.1	0	1	0	1	7	4.4	
FIU	03/18/06	3-5	.600	1-1	1.000	0-0	.000	1	2.1	2	1	0	0	7	4.4	
at Virginia	03/22/06	1-3	.333	1-3	.333	0-0	.000	3	2.1	0	1	0	0	3	4.4	
TOTALS		1	47-147	.320	23-89	.258	15-25	.600	63	2.1	51	31	0	15	132	4.4

Career Totals

YEAR	GP-GS	MIN	AVG	FG-A	PCT	3FG-A	PCT	FT-A	PCT	REB	AVG	AST	TO	BLK	STL	PTS	AVG
2005-06	30-1	686	22.9	47-147	.320	23-89	.258	15-25	.600	63	2.1	51	31	0	15	132	4.4
TOTAL	30-1	686	22.9	47-147	.320	23-89	.258	15-25	.600	63	2.1	51	31	0	15	132	4.4



(K)needing to Get Back

Last season Brittany Denson, a 6-foot-3 center, made a name for herself as a big, psychical post player whose imposing size made her a tremendous shot-blocker. Through 22 games Denson blocked 30 shots, good for a 1.4 per game average which ranks as the seventh-highest single-season average in school history.

With developing skills as a true freshman, Denson averaged 5.7 points and finished second on the team with 5.3 rebounds per game. Among her notable performances was a Jan. 5 game against Georgia Tech when she scored a career-best 16 points, including 14 in the first half, and pulled down seven rebounds, a feat that would earn her ACC Rookie of the Week honors.

On the verge of an all-freshman-type campaign, Denson and the Hurricanes suffered a devastating blow Feb. 13 when she went down with a season-ending knee injury during practice.

"It was hard and really disappointing," said Denson of the knee injury which sidelined her for the last six games of the 2005-06 season.

Without Denson in the lineup, the Hurricanes, who were already one of the smallest teams in the ACC, struggled in the paint as they were out-rebounded by an average of 8.8 boards per game.

"It was hard watching the team struggle when I knew I could be out there helping," said Denson.

Although the loss of Denson was a hurtful one, managed a berth into the second round of the 2006 WNIT with the help of senior leadership.

"If something like that was going to happen to me, I'm just really glad it happed last year and not any other time," said Denson of UM being able to play without her last season.

This season, however, on a team with just five returning players Denson will be depended on heavily to assume that leadership role. Along with being one of the leaders on this young UM team Denson is taking it upon herself to step up her game even more despite being limited in terms of conditioning due to rehabilitation.

"Last season my balance was horrible," said Denson. "After rehabbing and getting my legs stable my control is a lot better than it was. I'm a lot more mobile that I was last year. I'm going to try to be more of a threat on offense this season and I certainly should be pulling down more rebounds than I did last season. I worked really hard on my scoring and my rebounding. I feel I'm always going to be able to block shots with my size, but I have to be more effective offensively."

And with those words, opponents should take notice.

miami
32





32

BRITTANY DENSON

6-3 / SOPHOMORE / CENTER / WINTER HAVEN, FLA. / WINTER HAVEN HS



At Miami

Denson gives the Hurricanes a big and athletic body down in the low post...Long arms, physical mentality and the ability to hit shots from inside 10 feet make her a presence up front for the Hurricanes...Could end up as one of the greatest shot blockers in UM history.

2005-06 (Freshman)

Played in 22 games, starting 11 before going down with a season-ending knee injury (ACL) Feb. 13...Averaged 5.7 points and 5.3 rebounds per game...Finished fourth on the team in scoring and second in rebounding...Averaged 1.4 blocks per game, the seventh highest single-season total in school history and the highest since 1997...Second on the team in offensive rebounds (2.3 per game) and fourth on the defensive end (3.0 per game)...Scored a career-high 16 points, including 14 in the first half alone, and recorded seven rebounds at Georgia Tech (1/5)...Her performance against the Yellow Jackets landed her ACC Rookie of the Week honors becoming the first freshman in UM history to earn the ACC accolade...Became the first UM freshman to record a double-double since 2002-03 with a 12-point, 10-rebound effort at Montana (12/16)...Scored nine points with eight rebounds in the first start of her career versus Hartford (12/10).

Prior to Miami

As a standout at Winter Haven High School, was considered by many recruiting reports to be one of the top five players overall and the top post player in the state of Florida...Listed as one of the top 77 players in the country coming out of high school...A McDonald's High School All-America nominee...Named a Street and Smith's High School Honorable Mention All-American in 2003 and 2004...Earned First Team All-State and First Team All-District honors following her senior season at WHHS...Led WHHS to a 29-1 record en route to a State Championships in 2005...Was named the 2005 Florida State Tournament MVP.

Personal

Major undeclared, arts and sciences...Has seven siblings...Enjoys reading African-American literature, swimming...listening to music, shopping and hanging out with her siblings.

Career Highs

Points:	16 (at Georgia Tech 1/5/06)
FGM:	6 (at Georgia Tech 1/5/06)
FGA:	10 (at Georgia Tech 1/5/06)
3PT FGM:	n/a
3PT FGA:	n/a
FTM:	4* (at Georgia Tech 1/5/06)
FTA:	7* (at Georgia Tech 1/5/06)
Rebounds:	11 (vs. North Carolina A&T 12/28/05)
Assists:	4 (vs. North Carolina A&T 12/28/05)
Steals:	4 (at UCF 12/20/05)
Blocks:	4* (vs. Florida State 2/9/06)
TO:	5* (at Boston College 2/12/06)

Get to Know Brittany Denson

I wear No. 32 because:

It's been a family number for years. My uncle and mother had it when they played.

Since last season, I have really tried to improve:

My strength.

Something I wish I could do:

Dance.

Off the court I like to:

Read, watch movies and shop.

A place I'd like to visit is:

Africa.

A class I have really enjoyed at UM was:

TAL 101 - Introduction to the Social and Technological Foundations of Education.

After basketball, I would like to:

Be a therapist.

I chose to come to UM:

Because of the academic programs and the fact that it was close to home.

My advice to youngsters would be:

If God wanted you to talk more than he wanted you to listen, he would have given you two mouths instead of two ears.

My favorite music:

Rap and R&B.

Game-by-Game / Career Statistics

2005-06

OPPONENT	DATE	GS	FG-A	PCT	3FG-A	PCT	FT-A	PCT	TOT	REB	A	TO	BLK	STL	PTS	AVG
BRADLEY	11/25/05		0-1	.000	0-0	.000	0-0	.000	3	3.0	1	1	1	0	0	0.0
OAKLAND	11/26/05		4-7	.571	0-0	.000	1-2	.500	9	6.0	0	1	3	1	9	4.5
GEORGE MASON	11/30/05		4-8	.500	0-0	.000	3-6	.500	7	6.3	0	0	0	1	11	6.7
FAIRLEIGH DICKINSON	12/02/05		1-3	.333	0-0	.000	2-2	1.000	6	6.3	0	2	3	3	4	6.0
SIENA	12/03/05		1-4	.250	0-0	.000	2-4	.500	6	6.2	1	0	2	0	4	5.6
FIU	12/06/05		1-4	.250	0-0	.000	0-0	.000	5	6.0	0	1	3	1	2	5.0
HARTFORD	12/10/05	*	4-6	.667	0-0	.000	1-1	1.000	8	6.3	0	3	1	1	9	5.6
at Montana	12/16/05	*	4-7	.571	0-0	.000	4-7	.571	10	6.8	0	4	1	2	12	6.4
at UCF	12/20/05	*	0-4	.000	0-0	.000	1-3	.333	4	6.4	3	4	0	4	1	5.8
NORTH CAROLINA A&T	12/28/05	*	5-7	.714	0-0	.000	3-3	1.000	11	6.9	4	2	0	2	13	6.5
MISSISSIPPI	12/29/05	*	0-0	.000	0-0	.000	2-2	1.000	2	6.5	2	2	1	0	2	6.1
at Georgia Tech	01/05/06	*	6-10	.600	0-0	.000	4-7	.571	7	6.5	2	5	1	2	16	6.9
NORTH CAROLINA	01/09/06	*	3-4	.750	0-0	.000	0-0	.000	5	6.4	0	4	1	0	6	6.8
at Clemson	01/12/06	*	1-5	.200	0-0	.000	1-3	.333	7	6.4	0	3	2	1	3	6.6
vs Georgia	01/15/06	*	1-5	.200	0-0	.000	1-3	.333	4	6.3	0	1	0	0	3	6.3
BOSTON COLLEGE	01/19/06	*	4-7	.571	0-0	.000	0-0	.000	2	6.0	1	0	0	2	8	6.4
VIRGINIA	01/22/06	*	1-3	.333	0-0	.000	0-0	.000	4	5.9	0	2	1	0	2	6.2
VIRGINIA TECH	01/29/06		2-3	.667	0-0	.000	0-5	.000	6	5.9	0	1	4	3	4	6.1
at Maryland	02/01/06		4-8	.500	0-0	.000	2-2	1.000	2	5.7	0	2	2	0	10	6.3
at Wake Forest	02/05/06		2-5	.400	0-0	.000	0-0	.000	5	5.7	2	2	0	1	4	6.2
FLORIDA STATE	02/09/06		1-3	.333	0-0	.000	1-2	.500	3	5.5	1	4	4	2	3	6.0
at Boston College	02/12/06		0-3	.000	0-0	.000	0-0	.000	1	5.3	1	5	0	0	0	5.7
TOTALS		11	49-107	.458	0-0	.000	28-52	.538	117	5.3	18	49	30	26	126	5.7

Career Totals

YEAR	GP-GS	MIN	AVG	FG-A	PCT	3FG-A	PCT	FT-A	PCT	REB	AVG	AST	TO	BLK	STL	PTS	AVG
2005-06	22-11	417	19.0	49-107	.458	0-0	.000	28-52	.538	117	5.3	18	49	30	26	126	5.7
TOTAL	22-11	417	19.0	49-107	.458	0-0	.000	28-52	.538	117	5.3	18	49	30	26	126	5.7



Maurita Reid: The Truth

Maurita Reid could have had her pick among some of the nation's biggest schools coming out of Monroe Community College. Already considered one of the nation's top junior college prospects in the country after pairing with former Lady Tribune alum and current teammate Renee Taylor to claim the 2005 NJCAA Division II Championship, Reid exploded on the court last season, averaging 19.1 points, 4.5 assists and 4.2 rebounds per game.

Despite Monroe's move from division II to division I, Reid produced a legendary tournament run which included a combined 53 points in the semifinal and championship games to help land MCC yet another national title.

That performance drew her recognition from several of the nation's top programs, yet she stayed true to the University of Miami and head coach Katie Meier.

"It was really because of the way coach Meier recruited me," said Reid of her commitment to Meier and UM. "She stayed with me from the beginning to the end. I had some coaches that would call here and there, but coach Meier was there from the beginning."

Now at Miami and re-united with Taylor, Reid is noticeably excited when she talks about the upcoming season.

"It's definitely going to be fun," she says with her seemingly permanent smile. "I think together, Renee and I, we keep the intensity up and people are really going to get to see that."

A natural scorer, Reid is a dynamic combination guard who can provide much-needed offense to a young Hurricane team. But, in a true "Meier-esque" feature of a UM player, Reid is focusing on the defensive end of the floor.

"Defense is my game," states Reid. "The points will always come, but I really like playing defense."


Whether she is successful offensively or defensively, Reid has proven that you better take her word for it.

miami
10



10 MAURITA REID

5-8 / JUNIOR / GUARD / QUEENS, N.Y. / FRANCIS LEWIS HS / MONROE CC



At Miami

Considered one of the top junior college transfers in last year's class, Reid is a dynamic combo guard who should bring instant offense to the UM roster in 2006-07.

Prior to Miami

Earned First Team NJCAA All-America honors in 2005-06, averaging 19.1 points, 4.5 assists and 4.2 rebounds per game...Helped lead Monroe Community College, who moved from Division II to Division I in 2005-06, to back-to-back NJCAA National Championships...Paired with current UM teammate Renee Taylor to lead MCC to the 2005 NJCAA Division II Title...Was named the NJCAA 2006 Tournament MVP after scoring a combined 53 points in the semifinal and championship games.

Personal

Majoring in English...Enjoys "relaxing, laughing and dancing."

Get to Know Maurita Reid

I wear 10 because:
That is what I had in my junior college.

The most memorable moment of my basketball career has been:
My NJCAA Division I Championship game.

If I could take one skill from any player on our team it would be:
Renee's strength to go to the basket and finish.

The best player I've ever played against was:
Renee Taylor.

Something I wish I could do:
Sing and swim.

Off the court I like to:
Relax, chill with friends, laugh, have fun and dance.

A place I'd like to visit is:
Italy.

My major is Liberal Arts because:
The broadness in the field and my uncertainty.

If ESPN was going to tell your story, what would it include:
How I was always a fool; that clown that loved to dance, try new things and have a good time with whatever I did.

I was attracted to UM because of:
UM was an up-and-coming ACC team.

I knew I was going to be a Hurricane:
When coach kept in touch with me from the beginning to the end of the recruiting process.

At Home for the First Time

The German writer Hermann Hesse once wrote, "One never reaches home, but wherever friendly paths intersect the whole world looks like home for a time."

For freshman Charmaine Clark, those friendly paths have appeared to intersect at the University of Miami.

A gifted 5-foot-11 wing, Clark was raised in a military family and bounced around from base to base nearly every two-and-a-half years of her life. Throughout that time she never really had the opportunity to settle down and call any particular place home.

In 2005 and 2006, Clark found herself situated in Hinesville, Georgia's Bradwell Institute where she excelled on the court, averaging 15 points and nearly seven rebounds per game, as well as off the court where she was a yearly honor roll student.

As a player flying under the radar of several schools, Clark crossed paths with UM head coach Katie Meier one day at an all-star camp and the rest, as they say, is history.

"I think I was really lucky," said Clark. "I was really leaning towards going to another school, but just before the signing period, I decided to play in a Nike camp and that's where coach Meier first saw me. From there it was like magic."

Clark signed with the Hurricanes and the following summer moved to Coral Gables, a place she will finally be able to call home.

"It's nice to finally have a connection with people," says Clark with a smile. "When you move a lot you don't ever really get to develop a great relationships so being somewhere like UM, it's nice to have the opportunity to get to know people."


And as perhaps one of the most versatile players on the UM roster, the basketball world will soon get know Charmaine Clark.

miami
14



14 CHARMAINE CLARK

5-11 / FRESHMAN / FORWARD / HINESVILLE, GA. / THE BRADWELL INSTITUTE



At Miami

A very versatile wing player who could play multiple positions on the court...She can shoot the three, score with her back to the basket and attack off the dribble.

Prior to Miami

A four-year varsity letter winner in basketball and a three-year letterwinner in volleyball...Averaged 15 points, seven rebounds, three assists, two steals and nearly two blocks per game throughout her high school career...Earned First Team All-Georgia State and First Team All-Coastal Empire honors as a senior in 2005-06...Was named the District Player of the Year and earned Second Team All-State honors as a junior in 2004-05...Named Second Team All-District in 2003-04 and All-Coastal Empire Honorable Mention in 2002-03...Led the Bradwell Institute to the quarterfinals of the 2005-06 State Tournament in 2005-06.

Personal

Major is undecided...Came from a military family and moved nearly every two-and-a-half years...was an honor student throughout high school...enjoys sleeping, listening to music and talking on the phone.

Get to Know Charmaine Clark

If I wear No. 14 because:

My cousin Aquenda Clark, who played at Florida A&M and her husband Marin "Bootsy" Thorton, who played at St. John's.

The most memorable moment of my basketball career has been:

Making it to the state final four my freshman year of high school.

If I could take one skill from any player on our team it would be:

Albrey's court sense.

If I could play any other sport at UM it would be:

Football.

The best player I've ever played against was:

Christy Marshall from Georgia.

Something a lot of people don't know about me:

I've moved every two-and-a-half years of my life.

Something I wish I could do:

Dance. I try to all of the time.

Off the court I like to:

Sleep, listen to music and talk on the phone.

A place I'd like to visit is:

Italy.

My major is Finance because:

I like money.

After basketball, I would like to:

Live a successful life.

If ESPN was going to tell your story, what would it include:

Growing up in the military and moving every couple of years to a new state.

I was attracted to UM because of:

The location and the campus size.

I knew I was going to be a Hurricane:

The day I found out they were interested in me.

Getting Ready to Make Her Mark

When Eboni Sadler takes to the court for the first time at the BankUnited Center this season she could see one of the biggest ovations the arena will hear in 2006-07.

"Playing close to home is definitely going to be nice," says Sadler.

A local product from Miami Norland High School, Sadler was regarded as one of the top five players coming out of the state of Florida in 2006 and was ranked among the top-32 guards in last year's class.

Despite playing her prep career approximately 20 miles north of the University of Miami, Sadler, who was coached by former Hurricane Carla Harris-Curry in high school, was never on track to put on a UM uniform until Katie Meier took the helm of the program in April of 2005.

"I actually had never come to a UM game until coach Meier got to Miami," said Sadler. "I think a big reason was that I never really had a relationship with the previous coaching staff. Once coach Meier got here, she had me in her office the first week. She and I hit it off pretty quick and established a great relationship."

That relationship built with Meier could produce impressive results given the 5-foot-11 wing's ability on the court.

"I like to run and shoot," said Sadler of her game. "Coach Meier has a system where you don't always have to be in the play, but if your chance comes you better take it. You better not slow the game down."

When her chance comes, Sadler promises she'll be ready because she has a former Hurricane to impress in Harris-Curry, who was a part of UM's historic 1991-92 team that posted an overall record of 30-2.

"Having played for a UM alum, I really want to make her proud," said Sadler.

"I came to UM and I would love to follow in her footsteps. Maybe do better," she adds with a smile.


miami
25



25

EBONI SADLER

5-11 / FRESHMAN / GUARD / MIAMI, FLA. / MIAMI NORLAND HS



At Miami

Sadler has a unique combination of athleticism with a great outside shot...With great size and strength, she could be one of the best rebounding guards in the ACC and should contribute immediately.

Prior to Miami

A four-year letter-winner under former University of Miami standout Carla Harris-Curry...Regarded as one of the top five players in the state of Florida in the class of 2006...Was ranked the No. 32 guard in the nation by the Mike White All-Star Girls Report...Averaged 18.7 points, 8.1 rebounds, 4.5 assists, 4.1 steals and 1.5 blocks per game as a senior in 2005-06...Earned Miami Herald First Team All-Dade honors as a senior in 2005-06 and a junior in 2004-05...A 2006 and 2005 First Team All-State selection and a 2005 Street and Smith All-America Honorable Mention selection...Was nominated for the 2006 McDonald's All-America game.

Personal

Major is undeclared, arts and sciences...enjoys eating and sleeping in her spare time.

Get to Know Eboni Sadler

I wear No. 25 because:

In the 8th grade someone already had my number of 21 so I picked the closest number to it.

The most memorable moment of my basketball career has been:

Playing my first high school game and playing my last high school game.

If I could take one skill from any player on our team it would be:

I would take Maurita's energy and quickness.

If I could play any other sport at UM it would be:

Nothing.

The best player I've ever played against was:

Sylvia Fowles from LSU in high school.

Someone a lot of people don't know about me:

I listen to all types of music: rock, pop but no country.

Something I wish I could do:

Draw.

Off the court I like to:

Sleep and eat.

A place I'd like to visit is:

Puerto Rico.

My major is Pre-law because:

I have a sick fascination with law and justice.

After basketball, I would like to:

Either go to Law School, the WNBA or play overseas.

If ESPN was going to tell your story, what would it include:

My biggest inspiration will always be my family.

A Different Kind of Game

If anyone happened to stay for the end of the typical University of Miami women's basketball practice this season they might notice one particular player staying to work on her game a little longer than most.

They would notice the extremely athletic, agile 6-foot-4 post player repeatedly practicing on basketball basics. Specifically, using the backboard on lay-ups. One of the main reasons would be because for years that same player had been used to playing without one in the game of netball.

Carla Williams came to the University of Miami in the summer of 2006 as what head coach Katie Meier described, "raw in a very complimentary way."

A gifted athlete, Williams was a member national team in Jamaica in the sport of netball, a sport derived from basketball played with hoops, similar to those in basketball with the exception of backboards, and a ball slightly smaller than a regulation basketball.

It was during a netball game in Jamaica that Williams was first noticed by a Broward Community College coach who was in attendance. Quickly realizing Williams' potential the coach signed Williams to play basketball in the U.S.

Williams would flourish, averaging 20 points, 15 rebounds and five blocks, all while still learning the game.

That talent drew the attention of several college coaches including UM head coach Katie Meier, who made Williams a Hurricane.

Under Meier's direction, Williams could emerge as one of the best players on an unproven Hurricane team the season but knows she still has to work.

"It can be frustrating at times because I'm still trying to learn some of the fundamentals," said Williams.

"In netball you don't have to be as agile as you are in basketball, but I think I'm a pretty good natural athlete," she added. "I do pretty well with the basic running and jumping."

One thing she doesn't have to learn is that, like in netball, the object is to score which is something she feels confident about.

"I think if I can get the ball under the basket I can finish."


miami
42



42

CARLA WILLIAMS

6-2 / JUNIOR / CENTER / HANOVER, JAMAICA / GREEN ISLAND HS / BROWARD CC



At Miami

With only two years of organized basketball experience, has tremendous upside as her game grows...At 6-foot-4, she will be the tallest player on the UM roster this season...Has great touch around the basket and is good form 15 feet.

Prior to Miami

In 2005-06 at Broward Community College she averaged nearly 20 points, 15 rebounds, five blocks and four steals per game en route to being named a First Team All-Southern Conference selection by the Florida Community College Activities Association...Led BCC to the Southern Conference championship in 2004-05 and was named to the FCCAA All-Tournament Team...Earned 2005 NJCAA All-Region VIII First Team accolades after leading BCC with 19 points, 14 rebounds and two blocks per game.

Personal

Only played two years of organized basketball prior to coming to UM...Was a member of the Jamaican National Netball Team...Plans on majoring in Liberal Arts...Considers herself to be a "great" cook...enjoys sleeping and listening to music.

Get to Know Carla Williams

I wear 42 because:
It was the biggest jersey.

The most memorable moment of my basketball career has been:
When my community college team went to the playoffs.

If I could take one skill from any player on our team it would be:
Renee's quickness.

If I could play any other sport at UM it would be:
Volleyball.

Someone a lot of people don't know about me:
I am a cook and a dancer. I am very considerate and protective of the people that I care about.

Something I wish I could do:
Swim.

Off the court I like to:
Read, sleep, listen to music and hang out with Toya.

A place I'd like to visit is:
France

After basketball, I would like to:
Work in corporate America.

If ESPN was going to tell your story, what would it include:
My life as a student, an athlete, a sister and a daughter.

Loving the Warm Weather

Conover, N.C. is a small town located 50 miles northwest of Charlotte and 90 miles west of Greensboro – two cities that helped connect Kathryn Hester to the University of Miami.

Charlotte, UNC Charlotte to be exact, is the place Hester seemed to be headed once her playing career at Newton-Conover High School was done. Recruited by then-49er head coach Katie Meier from the time she began high school, Hester was ready to commit to Meier and Charlotte until a sudden change of events.

In April of 2005, Meier left Charlotte to become the head coach at Miami, who was coming off its first season in the ACC which ended with a second-round exit in the 2005 ACC Tournament held in Greensboro.

“At first, I was a little nervous because she didn’t say anything about trying to get me to Miami,” said Hester of Meier’s move to UM. “I’ve always wanted to play for her from the time she started recruiting me in high school. I was ready to go to UNC Charlotte when she was there, but I always knew that maybe I could go some place bigger.”

Despite the move as a coach to tradition-rich Atlantic Coast Conference, which would produce three 2006 NCAA Final Four teams, Meier stayed strong to her commitment to Hester.

“When coach got down to Miami, she called me up and asked ‘What do you think about warm weather?’ I just smiled,” said Hester.

That confidence in the level of talent she sees is what sets Meier apart from other coaches in Hester’s eyes.

“She is a very open person,” said Hester of Meier. “She knows that you are a person and if you have a problem she always has an open door and wants to listen. She is really there for you as a friend. As a coach, she is tough, but she is very faithful. She knows that you can get the job done.”

Hester will have an opportunity to show what kind of job she can do this season back close to home when UM travels to the Tar Heel State for several ACC games.

“It’s going to be fun because all of my friends and family will get to see me play. We have games at Duke, at North Carolina, and the ACC Tournament is Greensboro so I’ll get a chance to see them a lot.”

And we’re sure the small town of Conover can’t wait to see her.


miami
44



44

KATHRYN HESTER

6-2 / FRESHMAN / FORWARD / CONOVER, N.C. / NEWTON-CONOVER HS



At Miami

A very physical post player who has great touch around the basket...Can score in the paint and step out on the perimeter as a threat around the three-point line.

Prior to Miami

As a four-year letterwinner at Newton-Conover High School, earned All-Conference honors four-consecutive seasons...Was named the 2005 Observer New Enterprise Athlete of the Year and the 2005 Hickory Daily Record Player of the Year...A member of the 2005 and 2006 Charlotte Observer All-Piedmont Team.

Personal

Major is undeclared, education...enjoys sleeping and hanging out with friends in her spare time.

Get to Know Kathryn Hester

If I wear No. 44 because:

I've worn it since middle school. I love it, it just fits me.

The most memorable moment of my basketball career has been:
My freshman year of high school when we won the section championship.

If I could take one skill from any player on our team it would be:
LaToyas quickness, that girl never gets tired!

If I could play any other sport at UM it would be:
Volleyball.

Someone a lot of people don't know about me:
I hate tea even though I'm from the South.

Something I wish I could do:
Cook.

Off the court I like to:
Sleep and hangout with my friends.

A place I'd like to visit is:
Egypt.

I would like to major in:
I'd like to into something in the medical field, but I'm not sure whether it would be humans or animals.

After basketball, I would like to:
Go into the medical field.

If ESPN was going to tell your story, what would it include:
Me growing up as the only girl in my neighborhood, playing basketball with all the guys. Playing volleyball and basketball in middle school and high school and the whole recruiting process.

Writing an injured teammate's number on your shoes.

A quick huddle before a free throw.

Wristbands.

Running suicides together for every missed free throw.

Setting a pick you'll feel for a week.

Acknowledging a great pass.

The stale smell of bad road food.

Pre-game chants in the tunnel.

Nicknames that your fans don't even know.

Senior night.

Carpooling to practice.

Hanging out after the game.

Summer league.

Cards on the bus.

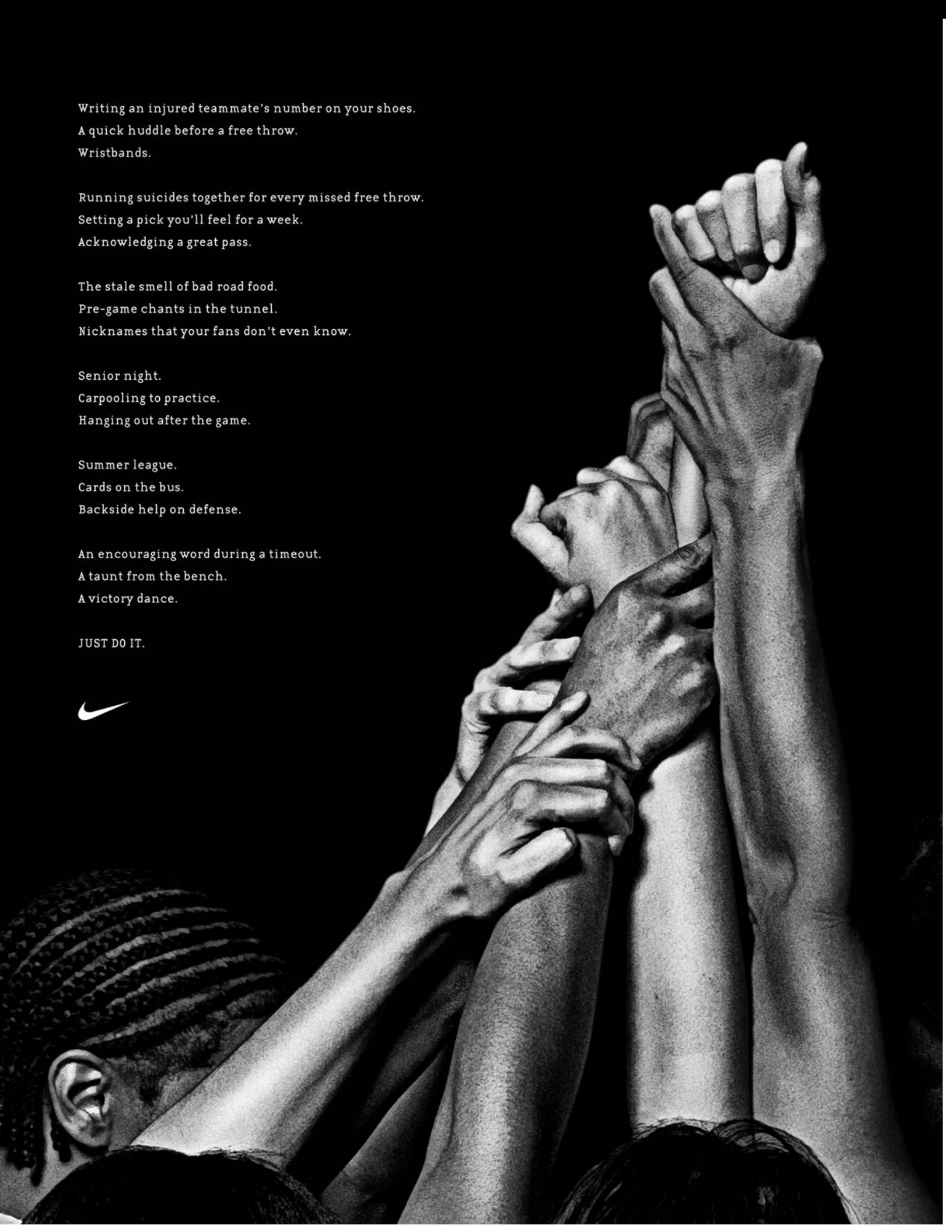
Backside help on defense.

An encouraging word during a timeout.

A taunt from the bench.

A victory dance.

JUST DO IT.



IN THIS SECTION...

COACHES AND SUPPORT STAFF

Head Coach Katie Meier	44-45
Assistant Coach Darrick Gibbs	46
Assistant Coach Lonnette Hall	47
Assistant Coach Angie Hembree	48
President Donna E. Shalala	49
Athletics Director Paul Dee	50
NCAA Compliance	51-52
UM Administration	53
Training and Medical Staff	54
Strength Coach and Academic Advisor	55
Support Staff	56

In her five-year career as a head coach, UM head coach Katie Meier's teams have advanced to the NCAA Tournament once and the National Women's Invitation Tournament (WNIT) three times, including UM's 2006 berth into the WNIT.

2006-07 UNIVERSITY OF MIAMI WOMEN'S BASKETBALL

 **U miami**™



HEAD COACH KATIE MEIER

SIXTH SEASON OVERALL / SECOND SEASON AT MIAMI / DUKE (*90)

Career Record

YEAR	SCHOOL	RECORD	POSTSEASON
2001-02	University of North Carolina – Charlotte	16-13	
2002-03	University of North Carolina – Charlotte	21-9	NCAA Tournament
2003-04	University of North Carolina – Charlotte	17-14	WNIT
2004-05	University of North Carolina – Charlotte	22-9	WNIT
2005-06	University of Miami	17-13	WNIT
Five Seasons		93-58	Four Postseasons

Coaching Experience

COLLEGIATE

YEAR	POSITION	SCHOOL
2001-05	Head Coach	University of North Carolina – Charlotte
1999-01	Associate Head Coach	Tulane University
1994-99	Assistant Coach	Tulane University
1993-94	Assistant Coach	University of North Carolina – Asheville

PROFESSIONAL

1990-93 BBC Mini-Flat Waregem (Belgium)

OTHER

1990-93 Coached teams of 15- to 17-year-olds in Belgian National competition

Playing Experience

COLLEGIATE

1986-90 Duke University

Four-year letterwinner at Duke who currently ranks among the school's all-time career leaders in scoring average (16.2 points per game), steals (232), free throws made (447) and free throws attempted (624). She is also listed among Duke's leaders in career points (1,761), field goals made (653), field goals attempted (1,283), assists (409) and rebounding average (6.1 rebounds per game).

Honors and Awards

- ACC Tournament Legend (2006)
- Duke Hall of Honor Inductee (2002)
- Kodak/WBCA District 2 All-American (1990)
- First Team All-ACC (1990)
- Team MVP (1990)
- GTE Academic All-American (1988)
- ACC Rookie of the Year (1986)
- Basketball Yearbook Freshman All-American (1986)

In years to come April 19, 2005 could be looked back upon as one of the most significant dates in the history of the University of Miami women's basketball program. On that day, in front of national and local media, fans, alumni and support staff, UM Athletics Director Paul Dee announced the appointment of Katie Meier as the next University of Miami head women's basketball coach, signifying the beginning of a new era.

Following an unprecedented career as one of the greatest players to ever play in the Atlantic Coast Conference, Meier quickly established herself in the coaching ranks and, upon her appointment at UM following an impressive four-year tenure as the head coach at Charlotte where she helped bring the 49er program into national prominence, made it clear her goal to make Miami one of the premier women's basketball programs in the country.

"With the resources that we have, with the institution that we have to sell and the special people we have in place here, I truly believe this can be a national championship job," said Meier of her vision. "That is pressure, but I am ready."

In her first season Meier wasted little time in making the first steps toward those goals. After receiving little attention in the ACC preseason polls, the Hurricanes posted an impressive overall record of 17-13 and, fighting through a conference that would send nine teams to the postseason, including three to the NCAA Final Four, finished with sixth-place, 6-8 record in ACC play en route to earning a berth into the second round of the 2006 Women's National Invitation Tournament.

Throughout the season Miami posted wins over ranked teams such as Mississippi (No. 25), Boston College (No. 21) and Virginia Tech (No. 25) and nearly knocked off then-No. 1 Duke in double-overtime. The Hurricanes also recorded wins over two eventual conference champions in Hartford (America East) and Oakland (Mid-Continent).

Under her direction, standout Tamara James produced one of the greatest seasons ever seen by a UM player in 2005-06, including becoming the University's all-time leading scorer before being taken as the No. 8 overall pick in the 2006 WNBA Draft by the Washington Mystics.

In years to come, Meier's first season at UM will perhaps be seen as the cornerstone of the foundation of success she spoke of back on April 19, 2005.

"I'll put the pressure on myself. I like pressure; I'm not scared of pressure. We are not going to back down," Meier said during her introductory press conference. "I have told the players 'we are going to blow the ceiling off this place,' and I truly believe that. We are ready for this and I think we are going to do something very special here."

"We want to be the envy of every program in the nation. I want them to envy our fan support. I want our opponents to envy the potential we have in recruiting - to envy the types of recruits we are able to draw because all of the resources we have in place. When people start becoming jealous of us, we have made the big time and that's what we are working for."





Building a Tradition at Charlotte

Meier could solely be responsible for bringing the 49er women's basketball program into national prominence. Prior to her appointment as head coach at Charlotte in 2001, the 49ers had only one previous postseason appearance - a WNIT berth in 1990.

During her four-year tenure at Charlotte, Meier led the 49ers to three postseason berths - one NCAA Tournament appearance (2003) and two WNIT appearances (2004, 2005) - and a combined overall record of 76-45 (.628).

In her inaugural campaign at Charlotte, Meier led the 49ers to a 16-13 finish to record their first winning season in eight years.

The following season, she guided the 49ers to a 21-9 finish marking the most wins (21) in over a decade at Charlotte. With a 12-2 record in Conference USA play, Meier and the 49ers also earned the school's first-ever C-USA regular-season championship and earned the school's first-ever appearance at the NCAA Tournament.

In 2003-04 Meier and the 49ers concluded the season with a 17-14 record while earning a trip to the 2004 WNIT. Along with marking the first time in school history that the 49ers had made back-to-back postseason appearances, Meier also led Charlotte to their first-ever postseason victory with a 78-71 win over Clemson in the first round of WNIT.

In 2004-05, she enjoyed an overall record of 22-9 to tie for the third-most single season wins in Charlotte history and the most wins for the program in a single season since 1990-91. The 49ers also advanced to the postseason for the third-consecutive season and the WNIT for the second-straight year.

Prior to Charlotte, Meier spent seven seasons at Tulane University, serving as an associate head coach from 1999-01 and an assistant coach on the Green Wave staff from 1994-99. As a member of the Tulane coaching staff, Meier helped the Green Wave to an overall record of 164-52 (.759) in seven seasons, including the highest ranking in school history (13th by the Associated Press) in 2000 and a school-record 27 wins the same season.

During her time at Tulane, Meier and the Green Wave also saw an impressive seven-year run at the NCAA Tournament.

Meier began her collegiate coaching career at the University of North Carolina at Asheville where she served as an assistant coach during the 1993-94 season.

Establishing Her Legacy as a Player

Meier's success as a coach is a direct reflection on her playing career as a stand out at Duke University. A four-year letterwinner for the Blue Devils under head coach Debbie Leonard from 1986-90, Meier's name is scattered throughout the Duke record books.

She currently ranks among the school's all-time career leaders in scoring average (16.2 points per game), steals (232), free throws made (447) and free throws attempted (624). She is also listed among Duke's leaders in career points (1,761), field goals made (653), field goals attempted (1,283), assists (409) and rebounding average (6.1 rebounds per game).

Meier wasted no time making her mark at Duke, earning ACC Rookie of the Year and Basketball Yearbook Freshman All-America honors 1986. Meier injured her knee during her in 1988 during her junior season and ultimately missed the entire 1989 campaign while recovering.

Meier returned to Duke for her senior season in 1990 without missing a beat, earning Kodak/WBCA District 2 All-America and All-ACC First Team accolades while being named the Blue Devils' most valuable player.

In 2002 Meier was honored by Duke for her efforts as a player when she was named to the inaugural induction class in the Blue Devils' Hall of Honor. That same year Meier was named to the Atlantic Coast Conference's 50th Anniversary Team. In 2006, she was once again honored by the conference when she was named one of 12 ACC Tournament Legends at the 2006 ACC Women's Basketball Tournament.

Meier's success on the court was only outdone by her accomplishments in the classroom. She was named to the Dean's List from 1986-88. In 1988 she also earned GTE Academic All-America Second Team honors.

After earning a bachelor's degree in English literature with cum laude honors in 1989, Meier went on to earn a Master of Arts in Teaching English from Duke in 1990.

Following her playing career at Duke, Meier moved overseas to play three seasons with BBC Mini-Flat Waregem in Belgium from 1990-93. There, she helped lead her team to three First Division regular season titles and one Belgian Cup Championship.

While in Belgium Meier also spent time teaching classes of conversational English while coaching teams of 15- to 17-year-olds.

A native of Wheaton, Ill., Meier graduated from Wheaton High School in 1985 prior to going to Duke.



- PLAYERS
- COACHES
- UNIVERSITY
- THE ACC
- OPPONENTS
- REVIEW
- HISTORY
- HONORS
- RECORDS
- MEDIA

- PLAYERS
- COACHES
- UNIVERSITY
- THE ACC
- OPPONENTS
- REVIEW
- HISTORY
- HONORS
- RECORDS
- MEDIA



SEVENTH SEASON OVERALL / SECOND SEASON AT MIAMI / WOFFORD ('00)

Darrick Gibbs is in his second season as an assistant coach with the University of Miami women's basketball team.

Following head coach Katie Meier from the University of North Carolina at Charlotte, Gibbs joined the UM coaching ranks prior to the 2005-06 season. As an assistant under Meier, Gibbs helped lead UM to an overall record of 17-13 and an appearance at the 2006 WNIT.


Gibbs came to UM from UNC Charlotte where he served as an assistant coach under Meier for two seasons from 2003-05. While at Charlotte, Gibbs helped Meier lead the 49ers to two WNIT appearances - along with Charlotte's first postseason victory with a 78-71 win over Clemson in the 2004 WNIT - and an overall record of 39-23, including a 22-9 mark in 2004-05 to tie for the third-most single-season wins in Charlotte history.

As one of the 49ers' main recruiting contacts, Gibbs played a major role in UNCC's 33rd nationally-ranked 2004 recruiting class during his first season at Charlotte.

Gibbs joined the UNCC coaching staff in 2003 following a two-year stay at the College of Charleston where he served as an assistant coach from 2001-03. His responsibilities with the Cougars included recruiting, organizing practice schedules and the scouting of opponents. He also coordinated team travel.

Prior to coaching at the College of Charleston, Gibbs spent three seasons at Wofford College from 1998-01. While in undergraduate school, he served as a student-assistant with the Terriers from 1998-00 and remained with the team as an assistant during the 2000-01 season.

Originally from Pawleys Island, S.C., Gibbs received a bachelors degree in psychology from Wofford in 2000.





12TH SEASON OVERALL / FIRST SEASON AT MIAMI / CAL STATE-NORTHRIDGE ('94)

Lonnelle Hall begins her first season as an assistant coach with the University of Miami women's basketball program in 2006-07.

Having served as an assistant coach on the collegiate level at TCU, Arkansas State, Wisconsin-La Crosse and Cal State Northridge, Hall, who served as UM Director of Basketball Operations last season, adds her impressive resume to the UM coaching ranks beginning in 2006-07.

As the Director of Basketball Operations at UM, her responsibilities included organizing and coordinating team travel and practices and team and player schedules, as well as the production of alumni and team newsletters. She also worked with the UM Marketing and Sports Media Relations offices to help organize various promotional activities.

Hall came to Miami following a one-year stint as the Head Girl's Basketball Coach at R.L. Paschal High School in Fort Worth, Texas during the 2004-05 season. In addition to day-to-day coaching duties at R.L. Paschal, Hall also managed the program budget and marketing activities in addition to overseeing the team's booster club. Hall also organized HOOP Group, a youth basketball program in the Fort Worth area.

Prior to her stop at R.L. Paschal, Hall spent six years at TCU, serving as an assistant coach with the Lady Frogs from 1999-03 and as the Director of Basketball Operations during the 2003-04 season.

As an assistant coach with the Lady Frogs, Hall helped guide TCU to three-consecutive NCAA Tournament, while coaching notable players such as Fort Lauderdale native and former All-American Sandora Irvin, who was later selected as the No. 3 overall pick in the 2005 WNBA Draft. Along with coaching, Hall's responsibilities included recruiting, practice and game preparation efforts in addition to preparing the team's travel arrangements.

While at TCU, Hall also served as an assistant director for the 2004 Conference USA Women's Basketball Tournament and was a member of the TCU Athletic Department's Outreach Committee, Mission Statement Committee and Diversity Subcommittee.

Hall's coaching career began in 1988 at Hueneme High School in Oxnard, Calif., where she served as the Head Junior Varsity Girl's Basketball Coach until 1990.

Following her stay at Hueneme, Hall went on to California State University-Northridge to serve as an assistant coach from 1992-94 before moving on to join the coaching staff at the University of Wisconsin-La Crosse from 1994-96. After two seasons at UW-L, Hall spent three seasons at Arkansas State as an assistant coach from 1996-99 prior to going on to TCU.

A native of Oxnard, Calif., Hall served in the United States Navy from 1986-88. She earned an associate's degree in art from Ventura Junior College in 1991 and three years later received a bachelors degree in kinesiology from California State University-Northridge in 1994. Hall went on to earn a masters degree in sports administration from the University of Wisconsin-La Crosse in 1996.



PLAYERS
COACHES
UNIVERSITY
THE ACC
OPPONENTS
REVIEW
HISTORY
HONORS
RECORDS
MEDIA

- PLAYERS
- COACHES
- UNIVERSITY
- THE ACC
- OPPONENTS
- REVIEW
- HISTORY
- HONORS
- RECORDS
- MEDIA



ASSISTANT COACH ANGIE HEMBREE

SECOND SEASON OVERALL / SECOND SEASON AT MIAMI / GEORGIA STATE (*83)

In 2006-07 Angie Hembree enters into her second season as an assistant coach with the University of Miami women's basketball program.

Following a 21-year career as one of the most successful high school coaches in the country, serving 14 seasons as a head coach, Hembree joined head coach Katie Meier's staff last season and helped lead UM to a 17-13 overall record, including an appearance at the 2006 WNIT.

Prior to joining head coach Katie Meier's staff this season, Hembree spent seven seasons as the head coach at Collins Hill High School in Suwannee, Ga. where she led the Lady Eagles to three state championships and three regional championships. While at Collins Hill, Hembree amassed an overall record of 181-33, highlighted by a two-year span from 2003-05 during which time her teams posted an overall mark of 63-2.

In addition to winning the Georgia State Championship in 2005, her Collins High team finished the 2004-05 season ranked fifth nationally and first in the southeast region by USA Today and Hembree was named the Atlanta Tip-Off Club, Georgia High School Athletic Association and Gwinnett County Coach of the Year.

As one of the most established authorities on high school basketball, Hembree was selected to serve as a member of the Women's Basketball Coaches Association's (WBCA) High School All-American Nomination Committee following the 2004-05 season.

Hembree's coaching tenure began in 1984 at Feldwood High School (now Bannaker High School) in College Park, Ga. where she spent five seasons while serving as the head coach during the 1987-88 season. While at Feldwood, Hembree also served as the head girls track coach, helping FHS to a state championship in 1987.

She then went on to become the head coach at Milton High School in Alpharetta, Ga. from 1988-94 before moving on to South Forsyth High School in Cumming, Ga. from 1994-96, where she also served as an assistant softball coach on South Forsyth's 1994 state championship team. Prior to being named the head coach at Collins Hill in 1998, Hembree spent two seasons as an assistant coach at Medowcreek High School from 1996-98.

A native of Atlanta, Ga., Hembree earned her bachelor's degree in education from Georgia State in 1983. At Georgia State, she was a member of GSU 1982 AIAW Tournament team and a four-year letterwinner in softball. She received a masters in education from North Georgia College and State University in 1996 and in 2003 earned a specialist degree in leadership from Lincoln Memorial University.





Donna E. Shalala

President

Donna E. Shalala became the fifth President of the University of Miami on June 1, 2001. President Shalala is an accomplished scholar, teacher, and administrator whose career has been marked by a variety of leadership positions reflecting her interest in young people. She also is a big sports fan!

While attending college, she played tennis and still plays a competitive game of doubles. She also enjoys golf, skiing, and other outdoor activities.

At a typical Hurricanes football game, Shalala spends the first quarter in the stands talking with students, and then she sits in her outdoor seats for a quarter. The rest of the time is spent in the boxes on what she calls business. "I'm talking to donors, I'm trying to raise money," she said. "I look forward to the day where I can sit down and watch an entire game from beginning to end. I can usually do that only at a bowl game."

In 1987 President Shalala, a distinguished political scientist, became the first woman chancellor of a Big Ten university, the University of Wisconsin-Madison. She led what was then the nation's largest public research university. In 1992 *Business Week* magazine named her one of the top five managers in higher education, and in 2005 was named one of "America's Best Leaders" by *U.S. News & World Report* and the Center for Public Leadership at Harvard University's Kennedy School of Government.

President Shalala's success at Wisconsin was reflected in athletics as well. She hired a new football coach, recruiting Barry Alvarez from Notre Dame. Four years later, Wisconsin won the Big Ten football championship and represented its conference in the Rose Bowl for the first time in 30 years. President Shalala served on the first Knight Commission, a committee to review college athletics, and has served on the board of the National Collegiate Athletic Association Foundation.

In 1993, Shalala was named U.S. Secretary for Health and Human Services (HHS) and served for eight years, becoming the nation's longest-serving HHS Secretary.



UM President Donna E. Shalala regularly attends University of Miami women's basketball games.

In 2000 she led the official U.S. delegation to the Olympics in Sydney, Australia. At the end of her tenure as HHS Secretary, *The Washington Post* described her as "one of the most successful government managers of modern times."

As president of the University of Miami, President Shalala presides over one of the most successful college athletic programs in the country. The Hurricanes football program consistently ranks in the top of the polls. In 2001 the baseball team won its fourth College World Series and the football team won its fifth national championship. In 2003 the men and women's basketball team began play in a new, on-campus facility, the BankUnited Center. Other Hurricanes sports, from golf to tennis to track, have also earned national recognition.

As to the future of UM athletics, Shalala said, "We have to make sure that we have first-class facilities and coaches. We need substantial fan support for all of our sports to be able to maintain them at the highest competitive levels. All of our sports deserve strong support. We have to make sure we have enough opportunities for young women and men. Compliance will always demand our attention. We have people of great integrity. I believe our biggest challenge is not getting complacent about our programs, and investing in women's sports at the same level as men's sports."

For a sports fan like President Shalala, there is no better place to call home than the University of Miami.

Career Highlights

- 2001-Present President, Professor of Political Science, University of Miami
- 1993-2000 Secretary, U.S. Department of Health and Human Services
- 1987-1993 Chancellor, Professor of Political Science, University of Wisconsin-Madison
- 1980-1987 President, Hunter College of the City University of New York
- 1977-1980 Assistant Secretary for Policy Development and Research, U.S. Department of Housing and Urban Development
- 1975-1977 Director and Treasurer of the Municipal Assistance Corporation for the City of New York
- 1972-1979 Professor and Chair, Program in Politics and Education, Teachers College, Columbia University
- 1970 Ph.D., Syracuse University
- 1962-1964 U.S. Peace Corps Volunteer, Iran
- 1962 A.B. Western College for Women



- PLAYERS
- COACHES
- UNIVERSITY
- THE ACC
- OPPONENTS
- REVIEW
- HISTORY
- HONORS
- RECORDS
- MEDIA



Paul Dee Director of Athletics

Paul Dee has served as Director of Athletics since 1993 and has been in his position longer than any UM Athletic Director since Jack Harding, who was the first to hold that position. Prior to his appointment, Dee had served the University as its Vice President and General Counsel beginning in 1981.

During his tenure as Director of Athletics, Dee has focused the efforts of the Athletic Department on four major points of emphasis: 1) the success of its programs; 2) the development of its student-athletes, both athletically and academically; 3) the quality of its staff; and 4) the improvement of facilities. The department has achieved success in each of these areas.

Program Success

During Dee's tenure as Director of Athletics, the University of Miami has won three team national championships (baseball in 1999 and 2001, football in 2001).

In the first two years in the Atlantic Coast Conference, UM teams won four conference championships in women's indoor and outdoor track, and the women's tennis team finished No. 2 in the country in 2006. The football team has finished 9-3 both seasons, and the men's basketball program has played in the postseason both years.

Prior to joining the Atlantic Coast Conference on July 1, 2004, Miami was a dominant program in the Big East Conference, winning 34 league titles between 1993 and 2004. Included in those league championships were eight football titles, eight women's tennis titles, seven men's tennis titles, six Big East women's outdoor track and field championships, two women's indoor track, and one title in men's basketball, women's basketball and men's swimming and diving.

Under Dee's supervision, the University of Miami athletic department has added full scholarship programs in women's soccer, women's volleyball and women's rowing.

Student-Athlete Success

University of Miami student-athletes have continued to achieve academically. UM student-athletes have shown consistent improvement in grade-point average and graduation rates over the last decade.

Perhaps the most successful scholar-athlete of the last decade at UM was football offensive tackle Joaquin Gonzalez, who earned the 2001 HealthSouth Draddy Award (the "Academic Heisman"), in addition to earning first-team All-America honors on the field in 2000 and 2001.

Quality of Staff

Miami coaches have been widely recognized by their peers as some of the nation's best. The current UM coaching staff has earned a combined 18 National Coach of the Year honors, including nine by diving coach Randy Ableman, four by baseball coach Jim Morris, three by football coach Larry Coker, and two by women's golf coach Lela Cannon.

Improvement and Expansion of Facilities

Since 1993, the University of Miami athletic program has seen an almost complete makeover of its athletic facilities. During that period, Dee has overseen the following facility projects:

- Construction of a new football field at Greentree Fields
- Construction of Cobb Stadium (track and soccer)
- Renovation of football locker and equipment rooms
- Renovation of the athletic training room
- Renovation of the athletic department offices
- Construction of the academic study hall facility
- Construction of the weight training facility
- Construction of the football meeting rooms
- Construction of locker rooms for track, soccer and volleyball
- Construction of the BankUnited Center for basketball
- The two-year renovation of Mark Light Field for baseball

A Commitment To A Well-Rounded Program

Dee believes intensified fundraising efforts and developing stronger interest in women's sports are vital to ensuring the future success of the Hurricanes' program.

National Influence

During his 13 years as Director of Athletics, Dee has been active in professional activities. Dee has served on several NCAA committees, including the Committee on Certification and the Management Council. He is currently a member of the Committee on Infractions.

Before Miami

Before joining the University of Miami, Dee was with the Miami law firm of Mershon, Sawyer, Johnston, Dunwoody & Cole and was a law clerk for Chief U.S. District Judge Charles Fulton in Miami. He received his bachelor of arts degree from the University of Florida in 1970 and his master's of education and juris doctor degrees with honors from the University of Miami in 1973 and 1977, respectively. Dee has a son, Terrance, who practices law in Miami.

UM Athletic Directors

Jack Harding	1948-1963
Andy Gustafson	1963-1968
Charlie Tate	1968-1971
Ernie McCoy	1971-1973
Pete Elliott	1974-1978
Lou Saban	1978
Dr. Harry Mallios	1979-1983
Sam Jankovich	1983-1991
Paul Dee (interim)	1991
Dave Maggard	1991-1993
Paul Dee	1993 to present

“Our goal is to be successful athletically and academically. We want to compete at the highest levels and we want to see our student-athletes succeed academically. To do so, we need the continued support of our fans and friends. Please be part of our mission.”

— Athletic Director Paul Dee




- PLAYERS
- COACHES
- UNIVERSITY
- THE ACC
- OPPONENTS
- REVIEW
- HISTORY
- HONORS
- RECORDS
- MEDIA

Athletic Administration



Connie Nickel
Associate Athletic Director
for Internal Operations/SWA



Roger Bell
Associate Athletic Director
for Academic Services



Tony Hernandez
Associate Athletic Director for
Compliance and Support Services



Dawn Reynolds
Associate Athletic Director
for Business Operations



Lindsey Radeers
Associate Athletic Director
for Development



Stacey Bunting-Thompson
Assistant Athletic Director
for Tickets Operations




David Lovell
Assistant Athletic Director for
Marketing and Promotions



Mark Pray
Assistant Athletic Director
for Communications



David Scott
Assistant Athletic Director
for Facilities and Operations



Faculty Athletic Representative Dr. Clyde B. McCoy

Clyde B. McCoy, Ph.D. has served the University of Miami in various capacities for more than three decades.

In this role as Faculty Athletic Representative, Dr. McCoy is responsible for ensuring academic integrity, facilitating institutional control of intercollegiate athletics and enhancing the student-athlete

experience, as well as representing the University to the NCAA, the ACC and other organizations involving student athletics. Within the ACC, he is the voting delegate representing the University of Miami and therefore part of the governing body of the Conference.

Dr. McCoy has established drug education, testing and treatment programs that serve as a model for colleges and universities throughout the United States.

During his tenure at the University he has established a successful career and international reputation in research, teaching and administration. He has been honored as a Distinguished Alumni at the University of Cincinnati, and Most Outstanding Faculty Athletic Representative by the American Football Foundation and is proud to be a member of University of Miami's Iron Arrow and Phi Beta Delta, Honor Society for International Scholars.

NCAA Compliance

Dear Prospective Student-Athlete:

As a prospective student-athlete, you may have the athletic potential to play college basketball at the Division I level. If so, you probably will be exposed to an enormous amount of recruitment activities from universities across the country.

Throughout the recruitment process, coaches will reference various NCAA rules and regulations. The rules are designed for various reasons. The most important of which are to ease the pressures on prospective student-athletes and to level the playing field so that all universities operate within the same guidelines.

During the recruiting process you may have the following questions:

- When and how often can I visit an institution's campus?
- When, where and how often can a coach telephone me?
- How many times can a coach observe me in practice and/or competition?
- What academic criteria must I meet to be eligible to play Division I college basketball?

The answers to these questions and more can be obtained from the University of Miami Compliance Office or the NCAA by requesting the NCAA Guide for the College-Bound Student-Athlete. The guide may be provided to a prospective student-athlete at any time. The guide addresses issues related to Divisions I, II and III academic eligibility, financial aid, recruitment and more.

To receive a copy of the guide call the NCAA Hotline at 1-800-638-3731 or request it from the University of Miami coach who is recruiting you.

Please remember that since violations of NCAA rules during your recruitment could jeopardize your athletic eligibility, it is important for you and your parents to be informed and to ask questions throughout the recruiting process.

Best of luck and GO HURRICANES!

Sincerely,



Tony Hernandez
Associate Athletic Director for Compliance

A Division I institution may provide a recruit with the following printed materials:

- General correspondence, including letters, U.S. Postal Service postcards and institutional note cards;
- Game programs, which may not include posters, and one Student-Athlete Handbook;
- NCAA educational information;
- Pre-enrollment information subsequent to signing a National Letter of Intent with the university;
- One athletic publication (e.g., media guide or recruiting brochure);
- Official academic, admissions and student services publications published or videos produced by the institution and available to all students;
- Schedule and business cards;
- Questionnaires which may be provided prior to your junior year; and
- Camp brochures which may be provided prior to your junior year.

Office of Athletic Compliance

Tony Hernandez, Andrea Nordmann, Stephen Clacherty, Jamie Israel and Debbie Foley form one of the nation's most comprehensive compliance departments. They work closely with the Hurricanes athletic department to ensure full compliance with institutional, Atlantic Coast Conference and NCAA rules and regulations.



Tony Hernandez, Associate Athletic Director for Compliance

Tony is responsible for overseeing the day-to-day operations of the Compliance Office, along with rules interpretations and education of all coaches, administrators, student-athletes, parents, etc. In addition to Compliance, Tony supervises the areas of strength and conditioning, training room, equipment room, and video operations. Tony is a University of Miami graduate and also earned his law degree from UM.



Andrea Nordmann, Assistant Director of Compliance

Andrea is responsible for all aspects of compliance related to housing and financial aid, including the National Letter of Intent. She also coordinates the Special Assistance Fund and UM agent program. Andrea obtained her Master's Degree in Business Administration from Bowling Green State University where she competed in Division I women's basketball.



Steve Clacherty, Assistant Director of Compliance

Steve is responsible for monitoring recruiting activities, reviewing eligibility, coordinating the UM drug testing program, and handling student-athlete employment. Prior to joining the staff at UM, Steve worked in compliance at Seton Hall University and Syracuse University. He earned a Bachelor's Degree from SUNY Cortland.



Jamie Israel, Compliance Specialist

Jamie is responsible for monitoring playing and practice seasons, coordinating benefits and awards, and assisting with rules education. He is a graduate of the University of Miami and earned a Juris Doctor Degree from Emory University. Jamie came to UM from Florida Atlantic University where he taught courses in Sports and Business Law.



Debbie Foley, Compliance Assistant

Debbie assists the Associate Athletic Director for Compliance with all administrative tasks and duties as well as assisting the Athletic Academic Services Staff. Debbie is a student at the University of Miami. She is married and the mother of three children.

NCAA Compliance

Frequently asked questions Who is a Prospective Student-Athlete (Prospect)?

You are a prospect if you have started classes for the ninth grade. Before the ninth grade, you may become a prospect if a university provides you (or your family or friends) any financial aid or other benefit that is not usually provided to prospective student-athletes.

How do I know if I'm being recruited?

A coach is recruiting you if they try to convince you directly, or through your family, to attend their school and participate in intercollegiate athletics. There are several ways to be recruited: (1) a coach may provide you with an official paid visit to view the campus, (2) a coach may arrange an in-person, off-campus meeting with you (or your family), or (3) a coach or staff member may call you (or your family) on more than one occasion for the purpose of recruitment.

Coaches and authorized institutional staff members are the only individuals who may recruit you. Representatives of athletic interests (boosters) may not call, write or make in-person contact with you anywhere for the purpose of recruiting you to a university and participating in athletics.

When can a coach contact me? Off Campus Contact

In the sport of basketball, a coach can arrange a face-to-face meeting with you, off the University's campus, with you beginning the first day of classes of your senior year.

In the sport of football, a coach can arrange a face-to-face meeting, off the University's campus, with you beginning July 1 after your junior year. In all other sports, a coach can arrange a one face-to-face meeting with you, off the University's campus, with you on your high school campus during the month of April of your junior year. Then beginning July 1 after your junior year.

Telephone Calls

- In all sports other than football and basketball, a coach may call a prospect once during the month of March of the prospect's junior year in high school and then on or one time per week after July 1 following the completion of the prospect's junior year in high school. Only one phone call may be made per week to a prospect or the prospect's family.

- In the sport of football, a coach may initiate one telephone call to a prospect during the month of May of the prospect's junior year. Additional telephone calls to a prospect may not be made before calls are not permitted prior to September 1 of the beginning of the prospect's senior year in high school, limited to one call per week.
- In the sport of men's basketball, coaches may make one telephone call per month from after June 15 of the prospect's sophomore year through July 31 of the junior year. Beginning August 1 of the senior year a coach may make two telephone calls per week. Only one call per week may be made to a two-year or four-year college prospect.
- In the sport of women's basketball, coaches may make one telephone call per month during the months of April and May of the prospect's junior year in high school, one telephone call between June 1 and June 20 and then one telephone call may be made to a prospect on or after between June 21 and June 30 of the prospect's junior year in high school. In addition, only three telephone calls to a prospect may be made during the month of July, with no more than one call per week.
- In the following circumstances unlimited calls to a prospect are permitted: (1) during the five days immediately preceding an official visit to the University of Miami, (2) on the initial date for signing the National Letter of Intent and the two days following the signing date, and (3) on the day of a coach's off-campus contact with a prospect.
- For all sports, coaches may receive telephone calls placed by a prospect at the prospect's expense at anytime, including before July 1 following the prospect's junior year in high school.

Letters

Letters in sports other than men's basketball, letters and recruiting information may be sent to you starting September 1 at the beginning of your junior year in high school. In men's basketball, recruiting materials may be provided starting June 15 at the conclusion of the prospect's sophomore year.

What is a Contact?

A contact is any face-to-face encounter between a prospect or the prospect's parent(s) or legal guardian and an institutional staff member or athletic representative during which any dialogue occurs in excess of an exchange of a greeting. NOTE: At the Division I level, athletic representatives (boosters) may not contact you for the purpose of recruiting.

What can a school offer me to attend their University?

You (or your family) may not receive any benefit, inducement or arrangements such as cash, clothing, cars, gifts or loans to encourage you to sign a National Letter of Intent or to attend a NCAA school.

A University may offer you a one-year scholarship that covers room and board, tuition and fees, and required course-related books, or any part of these. The institution can recommend that this aid is renewed each year, as is the general practice at the University of Miami but this renewal is not guaranteed. In addition, they can offer you quality academic and medical support, as well as the opportunity to compete for one of the nation's top programs.

What can I do during this process?

Enjoy your high school years and work hard both in the classroom and in your sport. At the beginning of your junior year you should sign up for the NCAA Clearinghouse. Your high school guidance office can provide you with the information to register.

COMPLIANCE CONTACT INFORMATION

NCAA
P.O. Box 6222
Indianapolis, IN 46206
(317) 917-6222
(800) 638-3731
www.ncaa.org

NCAA Clearinghouse
2255 N. Dubuque Road
P.O. Box 4044
Iowa City, IA 52243
(877) 861-3003

University of Miami Compliance Office
5821 San Amaro Drive
Coral Gables, FL 33146
(305) 284-2692
www.hurricanesports.com
athleticscompliance@miami.edu

- PLAYERS
- COACHES**
- UNIVERSITY
- THE ACC
- OPPONENTS
- REVIEW
- HISTORY
- HONORS
- RECORDS
- MEDIA

Athletic Training Staff



Angie Lawrence
Assistant Athletic Trainer
Second Year on the Miami Staff

Angie Lawrence begins her second season as an Assistant Athletic Trainer at the University of Miami. Primarily responsible for the athletic training and rehabilitation needs for UM women's basketball team, Lawrence also works with the Hurricane athletic training staff in providing assistance for all UM student athletes.

Lawrence came to UM in the summer of 2005 following an eight-year stay at the University of North Carolina at Charlotte. At

Charlotte, Lawrence handled the athletic training needs for the 49ers women's basketball program in addition to serving as a clinical instructor for student trainers.

Prior to Charlotte, Lawrence served as a student trainer at Appalachian State where she earned a bachelor's degree in health promotion in 1997. Following her graduation from Appalachian State, she served as a graduate assistant trainer at Charlotte before earning her master's in health promotion and kinesiology in 1999.

Athletic Trainers



Scott McGonagle
 M.S./A.T.C.
 Kansas, 1979
 Head Athletic Trainer



Kevin Blaske,
 M.S./A.T.C.
 Tulsa, 1992
 Asst. Athletic Trainer



Garrick Edwards
 M.S.Ed./A.T.C.
 Kansas State, 2000
 Asst. Athletic Trainer



Megan Rogers
 M.P.T./A.T.C./C.S.C.S.
 SUNY Cortland, 2003
 Asst. Athletic Trainer



Molly McGraw
 M.S.Ed./A.T.C.
 Cincinnati, 2003
 Asst. Athletic Trainer



Kelly Donahue
 A.T.C./P.E.S.
 Duquesne, 2004
 Asst. Athletic Trainer



Amanda Nicoles
 M.S./A.T.C.
 Boston Univ., 2004
 Asst. Athletic Trainer



Ron LeClair
 M.S.Ed./A.T.C.
 Northeastern, 2002
 Asst. Athletic Trainer



Charles Barattini
 Athletic Training
 Student



Dr. John Uribe, M.D.
Team Physician & Orthopedic Surgeon

Renowned as one of the finest sports medicine specialists in the nation, Dr. John Uribe, M.D., is in his 21st season of service to the University of Miami as the Team Physician & Orthopedic Surgeon.

In his role as Team Physician & Orthopedic Surgeon, Uribe is the primary physician who deals with Hurricane athletes when injuries occur. He is usually the attending physician when Miami student-athletes undergo surgery

and has been serving the Hurricanes since the 1987 season. He also has served as Associate Professor and Head of the Sports Medicine Division

of the Department of Orthopedic Surgery at the University of Miami.

Uribe came to Coral Gables after three years as Orthopedic Surgeon Chief at Tripler Army Medical Center in Honolulu, Hawaii. Since coming to Miami, Uribe's high standard of care has enabled him to develop a client list that includes many of the nation's most prominent athletes, many of whom developed close relationships with him during their times as University of Miami student-athletes.

Uribe received his M.D. from the University of North Carolina at Chapel Hill in 1976. He is married to Nancy Reiersen, M.D., and the couple have three children: Alex, Michael and Julia.

Medical Staff



Richard Mariani,
 D.D.S.
 Miami, 1957
 Dentistry



Stuart Kline,
 D.D.S.
 Pittsburgh, 1952
 Maxio-Facial Surgery



Keith Hechtman,
 M.D.
 Miami, 1979
 Orthopedics



John Zvijac,
 M.D.
 SUNY-Buffalo, 1986
 Orthopedics



Michael Robinson,
 D.M.D.
 Miami, 1991
 Dentistry



Marco Leyte-Vidal,
 D.M.D.
 Miami, 1982
 Dentistry



Chris Mariani,
 D.D.S.
 Emory, 1981
 Dentistry



Larry Brown,
 D.D.S.
 Columbia, 1987
 Dentistry



Irma Rey, M.D.
 Miami, 1981
 Internal Medicine



Juan Fernandez,
 M.D.
 Miami, 1986
 Nephrologist



George Munoz, M.D.
 Mount Sinai, 1980
 Internal Medicine



David Morris, M.D.
 Miami, 1994
 Internal Medicine



Gilbert Concepcion,
 M.D., Central Eastern
 University, 1982
 Cardiovascular Diseases,
 Cardiac Electrophysiology



Mario R. Villoch,
 M.D.
 Miami, 1987
 Cardiology



Stephen Morris,
 O.D.
 Miami, 1961
 Optometry



Elliott Grusky,
 D.C.
 Logan College,
 1977
 Chiropratic



Lawrence Grusky,
 D.C.
 Palmer College
 1980
 Chiropratic



Kevin Elko,
 Ed.D., C.A.C.
 West Virginia, 1989
 Performance
 Consultant



Jim Losito, M.D.
 California College of
 Pediatric Medicine, 1985
 Pediatric Medicine and
 Surgery

- PLAYERS
- COACHES
- UNIVERSITY
- THE ACC
- OPPONENTS
- REVIEW
- HISTORY
- HONORS
- RECORDS
- MEDIA

Strength & Conditioning / Academic Advising Staff



Andrew Klich
Assistant Strength and Conditioning Coach
Second Year at Miami

The women's basketball strength and conditioning program operates under the guidance of assistant strength and conditioning coach Andrew Klich, who also oversees Miami's Track & Field and Swimming & diving teams.

Klich, now in his second season at UM, came to Miami after serving a year as a graduate assistant strength and conditioning coach at the University of North Carolina where he worked with the Tar Heel women's basketball and football teams. Prior to working at North Carolina, Klich worked a one-year stint as the strength and conditioning coach for Knapp Wrestling Camps and Clinics.

In 2002, Klich served a year as the assistant nutrition coordinator at the University of Connecticut. From 1996-2002, Klich worked as the performance coach at ASK Fitness. While working towards his undergraduate degree from 1994-1996, Klich worked as a student athletic trainer. A member of the National Strength and Conditioning Association, Klich is also a certified United States Olympic Weightlifting Coach.

Klich earned a degree in Human Performance from the University of Connecticut.

Strength and Conditioning Staff



Andreu Swasey
Head Strength and Conditioning Coach



Cols Colas
Strength and Conditioning Assistant



Jimmy Goins
Strength and Conditioning Assistant



Victor Ishmael
Strength and Conditioning Assistant



Mac Calloway
Strength and Conditioning Assistant



Leigh Husband
Coordinator of Academic Advising
Ninth Year at Miami

Entering her ninth season at the University of Miami, Leigh Husband is responsible for Academic Advising for men's and women's basketball, women's soccer, and men's and women's tennis.

Husband, who has 16 years of experience in the field of Athletic Academic Advising, came to Miami in 1998 following a four year stint at

Marquette where she served as Coordinator of Academic Support and Student Services.

Under her guidance Miami was one of only two schools in the Atlantic Coast Conference to boast a 100 percent Graduation Success Rate (GSR) for women's basketball according to the latest statistical information released by the NCAA. The report is published annually by the NCAA and the 2006 release took into account the percentage of athletes who originally enrolled in 1996-99 who earned a degree within six years of enrollment.

Husband earned her Bachelor of Science in Secondary Education from the University of Vermont in 1991. In 1993 she received her Master of Science in College Student Personnel from Indiana University.

Husband, originally from Brightwaters, N.Y., is married to Jamie Husband and the mother of six-year old Ross.

Academic Staff



Roger Bell (M.S.)
Associate Athletic Director for Academic Service



David Wyman (M.S.)
Director of Academic Services



Christine Scheets (B.A.)
Learning Specialist/ Academic Advisor



Christopher Doell
Academic Advisor/Tutor Coordinator



Spencer Welborn
Academic Advisor



U • COACHES AND SUPPORT STAFF

PLAYERS
COACHES
UNIVERSITY
THE ACC
OPPONENTS
REVIEW
HISTORY
HONORS
RECORDS
MEDIA



Winsor (Jay) Allen
Customer Service
Representative



Linda Britton
Director of Internet
Communications



Michelle Bynum
Customer Service
Representative



Ryan Bucher
Assistant Director of
Events



Melissa Cedeno
Staff Associate



Steven Cisco
Director of Ticket
Sales



Chris Cohen
Assistant Director for
Development



Carla Collins
Assistant Director for
Marketing



Gary Collins
Assistant Equipment
Manager



George Cunningham
Director of Facilities



Stewart Cramer
Coordinator of Video
& Computers



Steve
DeBardelaben
Team Chaplain



Alex DeGracia
Director of Events



Amy Ferguson
Director of Athletic
Development



Cindy A. Garcia
Coordinator of
External Operations



Glenna Gillentine
Staff Associate



Debbie Hagen
Coordinator of
Athletic Medical
Insurance & Records



Jason Harris
Assistant Director for
Ticket Operations



Timothy Jackson
Assistant
Coordinator of Video
& Computers



Joslyne Mathieu
Staff Associate



Alex Kelley
Assistant Director for
Marketing



Jeremy Lamb
Director of Ticket
Operations



Dorothy Lewis
Assistant Director for
Business Operations



Jesse Marks
Assistant Athletic
Director for Annual
Giving



Shirley Martin
Staff Associate



Brad Matthews
Assistant Director
for Ticket Sales



Ralph Noguera
Assistant Equipment
Manager



Sandra Perdomo
Assistant Director for
Special Events



Bobby Revilla
Head Equipment
Manager



Sal Sandate
Assistant Director for
Development



Meredith Scarlata
Assistant Director for
Business Operations



Myrna Schneider
Senior Staff
Associate



David Scott
Assistant Athletic
Director/Facilities
and Operations



Ira Stanley
Assistant Director of
Facilities



Dorothy Wehr
Receptionist



David White
Assistant Director for
Ticket Operations



Carolina Zavala
Staff Accountant

Women's Basketball Staff



Christopher Bailey
Women's Basketball
Video Coordinator



Krizia Giambanco
Head Manager –
Women's Basketball



Rachel Sander
Director of
Basketball
Operations



Christie Sundberg
Manager –
Women's Basketball

IN THIS SECTION..

THE UNIVERSITY OF MIAMI

University of Miami	58-59
This is Miami	60-61
Athletic Excellence	62-63
UM Facilities	64-65
Strength and Conditioning Facilities	66-67
BankUnited Center	68-69
BankUnited Center Facilities	70-71
Athletic Department Facilities	72-73
Wellness Center	74-75
Media Exposure	76-77
Hurricane Tradition	78-79
Building Tradition	80-81

The University of Miami is the largest and most innovative private research university in the Southeast, with a well-earned reputation for academic excellence and commitment to students.

2006-07 UNIVERSITY OF MIAMI WOMEN'S BASKETBALL

U **miami**™

UNIVERSITY OF Miami

THE UNIVERSITY OF MIAMI

The University of Miami is one of the largest, most comprehensive private research universities in the southeastern United States, with a well-earned reputation for academic excellence. More than 15,000 undergraduate and graduate students from every state and 105 nations around the world call UM home during the academic semesters. The University has grown from its main location in the city of Coral Gables to the Leonard M. Miller School of Medicine campus located in Downtown Miami, the Rosenstiel School of Marine and Atmospheric Science on Virginia Key, the John J. Koubek Center in Little Havana, the James L. Knight Center in downtown Miami, and the South and Richmond campuses in southwest Miami-Dade County. With more than 9,800 full- and part-time faculty and staff, UM is one of the largest private employers in Miami-Dade County.

Enrollment: Total enrollment for the 2005-2006 academic year was 15,674 students. Of that number, 10,132 were undergraduate students, 3,219 were graduate students, and 1,918 were professional students. During the 2004-2005 academic year, the University awarded 2,392 bachelors, 1,014 master's, 401 J.D.'s, 128 M.D.'s, 108 Ph.D.'s, and 48 other doctorates.

New Freshman Standings: Two in five new freshmen graduated in the top 5 percent of their high school class. Almost two-thirds graduated in the top 10 percent of their high school class.

International Students: The University continues to attract able students from South Florida, as well as from other parts of the nation and around the world. It was one of the country's first universities to have an organized international recruitment program. The University of Miami sends representatives worldwide to seek qualified students. Students come from 105 foreign countries, the 50 states, three territories, and the District of Columbia.

Honors Program/Honor Societies: Approximately 1,035 students participate in the Honors Program. UM has 51 academic honor societies, including Phi Beta Kappa.

Research: Research and sponsored program expenditures totaled \$269.9 million (FY 05). According to the National Science Foundation, UM ranked 57th of all universities in expenditures of federal funds for research and development (FY 03).

Budget: The budget for 2005-06 was \$1.5 billion, with \$859 million projected for the medical campus. At the end of FY 05, the endowment for the University was \$526 million.



Development: In FY 06, contributions reached \$161.6 million in private cash, gifts, and grants, a 19 percent increase from last year. In January 2006, Momentum: The Campaign for the University of Miami surpassed its \$1 billion goal 18 months ahead of schedule, and the institution set its sights on a new challenge: raising an additional \$250 million by the end of 2007. As of June 2006, the Momentum campaign had raised \$1,151,010,470 for scholarships, chairs, interdisciplinary centers, and research initiatives.

A World-Class Student Body

Enrollment at the University of Miami continues to experience tremendous growth. Applications for the freshman class during 2006-2007 reached 19,115.

The student body also has become more diverse. For fall 2005, Hispanics accounted for 26 percent and African-Americans for 9 percent, while Asian students accounted for 8 percent.

For fall 2005, women accounted for approximately 52 percent of the new freshman class, 57 percent of all undergraduates, and 49 percent of the graduate and professional students.

Education outside the traditional classroom is an important part of student life at the University of Miami. The University has 70 programs offered in 30 countries on a full academic year, semester, or summer basis as well as UM faculty-led programs during intersession, spring break, and summer.

Campuses and Schools

Coral Gables Campus: The Coral Gables campus, with its two colleges and eight schools, is located on a 230-acre tract in suburban Coral Gables.

Medical Campus: The University of Miami Leonard M. Miller School of Medicine campus consists of 45 acres within the 100-acre University of Miami/Jackson Memorial Medical Center complex. Other facilities at the medical center, in addition to Jackson Memorial Hospital, include the Miami Veterans Affairs Medical Center and two University-owned hospitals — the University of Miami Hospital and Clinics and Anne Bates Leach Eye Hospital, along with the Sylvester Comprehensive Cancer Center and Bascom Palmer Eye Institute. Bascom Palmer was ranked the number one eye hospital in the country in the 16th annual survey of "America's Best Hospitals" published in U.S. News & World Report; seven additional programs at UM/Jackson also received high rankings. Dedication of the Lois Pope LIFE Center in fall 2000 and the Batchelor Children's Research Institute in spring 2001 in the Schoninger Research Quadrangle marked major contributions to the research facilities at the medical campus. Miller School of Medicine faculty conduct more than 1,300 research projects aimed at advances in basic science and clinical care in facilities totaling more than two million square feet of owned and leased space, which is currently expanding.

Rosenstiel Campus: The Rosenstiel School of Marine and Atmospheric Science is located on an 18-acre waterfront campus on Virginia Key in Biscayne Bay.


South Campus: The south campus, located ten miles southwest of Coral Gables, is on a 136-acre site used for conducting research and development projects.

Richmond Campus: The Richmond campus, established in 2001, is a 76-acre site near south campus. Research facilities for the Rosenstiel School's Center for Southeastern Tropical Advanced Remote Sensing (CSTARS) and Richmond Satellite Operations Center (RSOC) are located on a portion of the new campus.

Accreditation: Southern Association of Colleges and Schools; 21 professional accrediting agencies.

University Administration

Officers: Donna E. Shalala, president; Dean Colson, Esq., chairman, Board of Trustees; Thomas J. LeBlanc, executive vice president and provost.



Welcome to

MIAMI

MIAMI: WHERE THE HEAT IS ON

"Welcome to Miami...bienvenidos a Miami." With 84 miles of Atlantic coastline, yearlong sunshine, and a boasted average daily temperature of 75 degrees, it is no wonder in his hit single, rapper Will Smith dubbed Miami "the city where the heat is on."

The Heat on the Court

Thanks to South Florida's year-round, sports-friendly climate, Miami has a lot to offer in outdoor recreational activities. From some of the PGA's finest golf courses to almost 700 parks, there is something for everyone. With countless opportunities for kayaking, scuba-diving, fishing, beach volleyball, and rollerblading, there is no excuse for going without a tan.

South Florida truly has the perfect weather for sports, and is one of only eight metropolitan areas in the United States that can boast of a professional franchise in each of the four major sports. The Major League's Florida Marlins had everybody "doing the fish" when they won the World Series in 1997 and 2003. The NFL's Miami Dolphins have thrilled fans for decades at the Dolphins Stadium, which hosted both the 1995 and 1999 Super Bowls. Despite the warm weather, South Florida's own hockey team, the Florida Panthers, keep up on the ice. And for basketball fans, the NBA's Miami Heat keep things heated up at the American Airlines Arena.

Miami is Caliente

Truly a melting pot, Miami is home to a variety of cultures, creating a totally unique, vibrant cultural mosaic. With representatives of every Hispanic nation in the world, Spanish serves as a second language to most of Miami's residents. Little Havana is the heart of Miami's Cuban community, where churro vendors line the streets, the aroma of high-octane café Cubano fills the air, and the spirit of friendly competition fills Domino Park.

The spirit of the Caribbean is alive in Little Haiti, where many Haitian artists, musicians and entrepreneurs get their start in Miami. The proud focal point of this neighborhood is the Caribbean Market, an open-air replica of Port-au-Prince's Iron Market, where Creole is the dominant language, and there are elements of Afro-Caribbean religions such as voodoo.



Sizzling the silver screen

With tropical weather, a high quality labor pool, low production costs, and direct links to Latin America, Miami has become one of the most important entertainment centers in the world. Dubbed as the Latin-American Hollywood by the New York Times, such blockbusters as *Big Trouble*, written by Miami Herald columnist Dave Barry, and starring Tim Allen and Rene Russo; *Any Given Sunday*, *There's Something About Mary*, *The Birdcage*, and *Wild Things* were all filmed in Miami. Miami is a Hollywood favorite off-screen as well as on-screen, with dozens of celebrities calling Miami home, and even more who consider it a favorite weekend getaway. Gloria and Emilio Estefan's Star Island estate and Gianni Versace's Ocean Drive mansion-turned-museum are just a couple of examples of Miami's celebrity appeal. It is not uncommon to spot Sean "Diddy" Combs or Jamie Foxx dancing at a South Beach club or former president Bill Clinton playing golf at the Biltmore Hotel.

Miami Hot Spots

For shopping, for dancing, or for just plain people watching, Miami offers several places to see and be seen. With over 800 buildings designed in the 30s and 40s, South Beach serves as the largest collection of Art Deco architecture in the world. Celebrity-owned restaurants like Cameron Diaz's *Bambu*, night clubs such as *Level*, which is based on the format of New York's *Studio 54*, and a medley of huge anchor stores and small unique boutiques create the flavor of Miami's most famous hot spot.

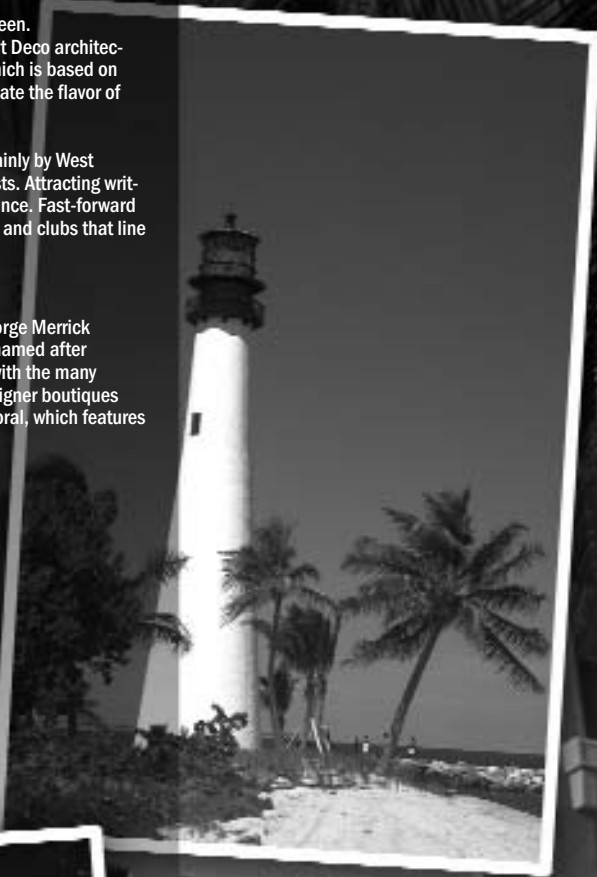
Coconut Grove, just a ten-minute drive from the University of Miami, is another student favorite. Built mainly by West Indian craftsmen brought in from the Bahamas, it still holds onto the Caribbean appeal its name suggests. Attracting writers, artists, and non-conformists, this hub of the bohemian arts contributed to Miami's cultural renaissance. Fast-forward a century, and the Grove is still one of Miami's hottest nightspots, with more than 75 cafes, restaurants, and clubs that line the streets.

The warmth of Coral Gables, the "City Beautiful"

The University of Miami campus is located in Coral Gables, dubbed "the City Beautiful." Founded by George Merrick almost a century ago, the Gables is one of Miami's most beautiful areas. The palm-lined streets are all named after European villages, each one bordered by Old Spanish style homes. Downtown Coral Gables is bustling with the many offices of multi-national corporations. The city's central boulevard, *Miracle Mile*, has a wide array of designer boutiques and art galleries. One Gables favorite is the *Venetian Pool*, a beautiful swimming lagoon carved out of coral, which features cascading waterfalls and underwater caves.

Miami Quick Facts

Average Temperature: 75°
Days of Sunshine: 300
Miles of Beaches: 84



Athletic Department SUCCESS

The University of Miami Athletic Department Mission Statement

The Department of Intercollegiate Athletics of the University of Miami exists that, through its programs, student-athletes have the opportunity to achieve their full potential academically and athletically, and that the University and its constituents benefit from their being represented by students engaged in intercollegiate competition.

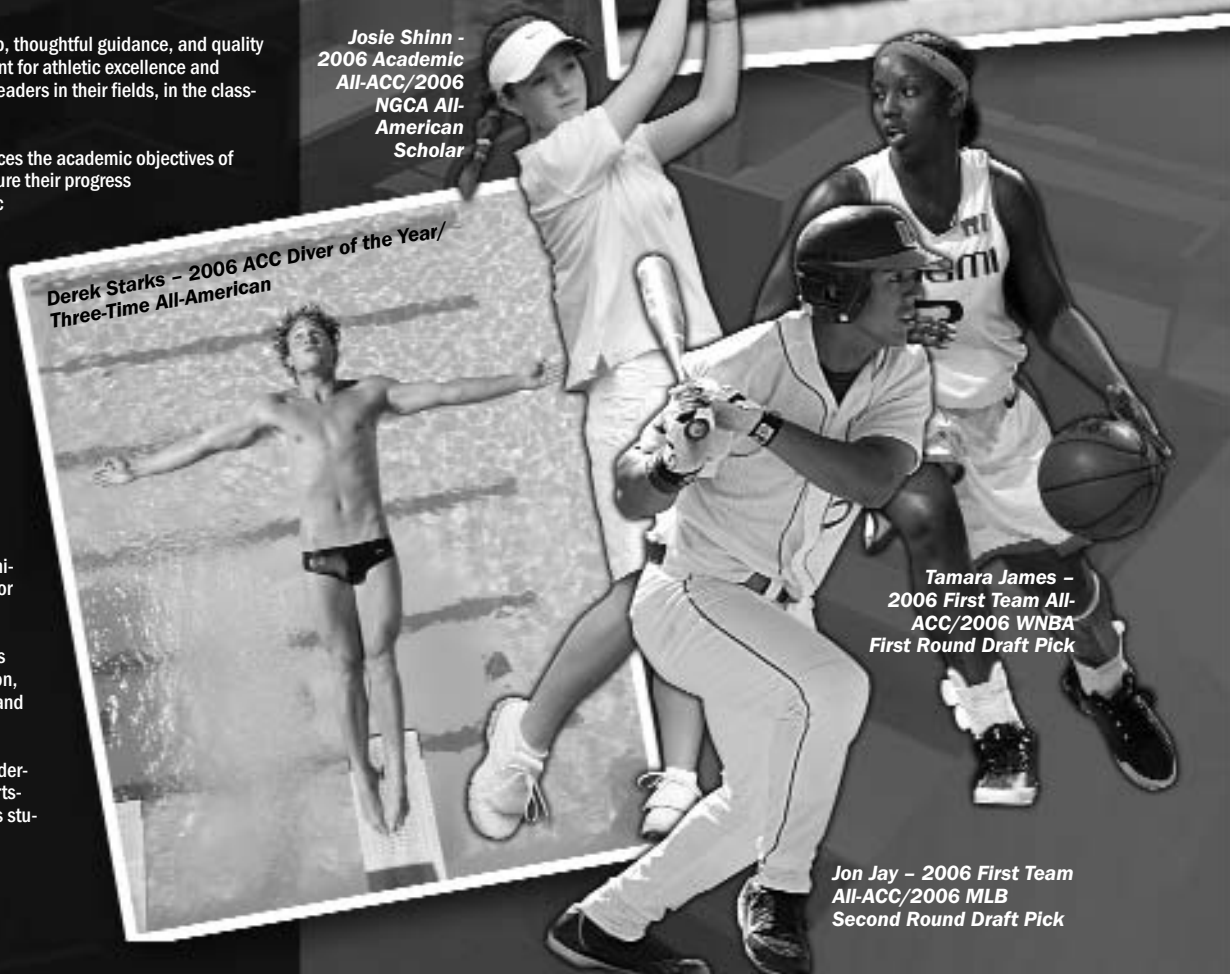
The University of Miami Department of Intercollegiate Athletics is committed

1. To meet the obligations of the mission of the University of Miami.
2. To provide the opportunity for student-athletes to seek and achieve their potential through growth and development academically and athletically.
3. To provide through leadership, thoughtful guidance, and quality programs, a positive environment for athletic excellence and achievement while developing leaders in their fields, in the classroom, and for our community.
4. To support through its resources the academic objectives of its student-athletes, and to ensure their progress toward the goal of the academic degree which each seeks.
5. To provide and support athletic programs at the highest level of competition.
6. To recruit student-athletes of academic quality, good character and high athletic ability.
7. To comply with the rules and policies of all governing bodies and the University of Miami.
8. To provide equitable opportunities regardless of gender, race, or creed.
9. To represent the University, its Board of Trustees, administration, faculty, students, staff, alumni and friends appropriately.
10. To develop the values of leadership, teamwork, discipline, sportsmanship and integrity among its student-athletes and staff.

*Audra Cohen – 2006 ITA National Player of the Year/
2006 ACC Player of the Year*




*Josie Shinn -
2006 Academic
All-ACC/2006
NGCA All-
American
Scholar*



*Derek Starks – 2006 ACC Diver of the Year/
Three-Time All-American*

*Tamara James –
2006 First Team All-
ACC/2006 WNBA
First Round Draft Pick*

*Jon Jay – 2006 First Team
All-ACC/2006 MLB
Second Round Draft Pick*



*Karla Johnson -
2005 First Team All-ACC*

*Tim Harris -
Two-time All-American/2006 ACC Indoor and
Outdoor 800-Meter Champion*



*Guillermo Diaz -
2006 Second Team All-ACC/2006 NBA Second
Round Draft Pick*



*Kelly Jennings -
2005 First Team All-ACC/
2006 NFL First Round
Draft Pick*

*Laura Coltman -
2006 All-ACC*



*Luigi D'Agord -
2006 ACC Player of the Year/
2006 ITA All-American*



*Tabia Charles -
2006 NCAA Outdoor
Triple Jump Champion/
10-Time All-American*

ACADEMIC SUPPORT

ATHLETIC ACADEMIC SERVICES

The Retention Programs

The University of Miami offers unique programs designed to assist student-athletes in their pursuit of a college education. These are a few of the programs offered to assist student-athletes:

1. UMX Freshman Experience Course - A unique class designed to assist freshman student-athletes with the transition from high school to college.
2. Proactive Mentorship Program - This program is designed to assist student-athletes with the transition skills necessary to be successful college students. All freshmen are required to participate and meet once a week with a mentor covering issues such as time management, goal-setting, class preparation, test preparation, etc.
3. Study Table Program - Provides valuable locations and time to accomplish academic goals. Structured times, group and individual tutorials, computer labs, and quiet areas are designated for this program.
4. F.A.S.T. Program (Freshman Academic Success Training) - The main purpose of this program is to ensure a smooth and successful transition from high school to college through academic success training. This will be accomplished through closely monitoring incoming at-risk student-athletes so as to ensure the use of efficient time management and study skills. Assumptions are made that all of our student-athletes come to us with good study habits, academic knowledge, and social judgment. This program will address all these areas and be reinforced throughout the semester.
5. Computer Lab - Located within the Hecht Athletic Center, student-athletes have access to 30 personal computers with Internet access and conduct research. The lab also has 20 laptop computers that student-athletes can check out and take with them on team trips, or when they want to work on their own.
6. Tutors - Level 1 certified tutors by the College Reading and Learning Association provide individual and group assistance upon request. The tutor program at the University of Miami is one of a small number of athletic programs in the country to be awarded CRLA certification.
7. Learning Resource Room - Student-athletes with disabilities have access to computer programs that aid in their educational skill development.



Athletic Academic Services Staff

The Athletic Academic Services Staff of the University of Miami Athletic Department is committed to providing the academic support services necessary to facilitate the graduation of student athletes and the nurturing of skills to promote the development of responsible, well-rounded individuals. This mission is fulfilled through our commitment to promote athletics, academics, personal development and career development.



Roger Bell (M.S.), Associate Athletic Director for Academic Services

A 14-year veteran at UM, Roger is in his second year as the Associate Athletic Director for Academic Services. He oversees the Academic Services and also serves as the academic advisor for women's swimming/diving and men's diving, and Life Skills Programs. Bell graduated from Morehouse College in 1972 with a Bachelor of Arts degree in Education and completed a masters of Science degree in Educational Leadership at the University of Miami. Bell and his wife, Denise, have two children, Raja and Tombi.

pleted a masters of Science degree in Educational Leadership at the University of Miami. Bell and his wife, Denise, have two children, Raja and Tombi.



David Wyman (M.S.), Director of Academic Services

A 12-year veteran of the office of Athletic Academic Services, David is in his second year as the Director of Academic Services. As the director, he provides oversight of Athletic Academic Services and is the academic liaison to campus. He specifically advises senior football and women's track and field/cross country student-athletes as well as coordinates

continuing eligibility for all student-athletes. David earned his baccalaureate (B.S.) degree in Accounting from Florida A&M University and his graduate degree (M.S.) from St. Thomas University in Sports Administration.



Leigh Husband (M.S.), Coordinator of Academic Advising

Leigh is the advisor to men's basketball, men's and women's tennis and women's soccer along with serving as the Initial Eligibility and Admissions Coordinator. She is also responsible for the Academic Coach and the New Student Athlete Orientation programs. Entering her ninth year at the University of Miami, Leigh has 16 years experience in Athletic Academic

Advising. Leigh's undergraduate degree is from the University of Vermont (BS) and her Master's is from Indiana University (MS). Leigh is married to Jamie Husband and is the mother of six-year-old Ross.



Christine Scheets (B.A.), Learning Specialist/Academic Advisor

Christine is responsible for providing academic skills development and advising for student-athletes with disabilities and low study skills. She also spearheaded the F.A.S.T. Program, which targets incoming "at-risk" student-athletes. Prior to coming to the University of Miami, Christine taught in the New Jersey Schools System as an English teacher. She received a

Bachelor of Arts degree in English Education and is currently pursuing a Master's degree at UM. Christine is also the mother of 14-year-old Lainey and 12-year-old Hunter.



Christopher Doell (M.S.Ed.), Academic Advisor/Tutor Coordinator

Chris serves as advisor to Men's track and field/cross country and women's rowing, in addition to coordinating the tutorial program for more than 350 student-athletes. Chris began as an intern in Athletic Academic Services at the University of Miami and is now entering his second year as a full-time advisor. Chris earned his B.A. in Philosophy from Florida

International University and his Master of Science in Education, with a concentration in Sports Administration, from the University of Miami. Chris' wife, Nicole, is a registered nurse at the University of Miami.



Spencer Welborn (B.A) Academic Advisor

Spencer is responsible for providing academic advising to baseball and junior football student-athletes. He is also responsible for assisting the Director of Football Operations with organizing Freshman Football Orientation in addition to coordinating the Academic Captain Program. Spencer began as an intern in Athletic Academic Services at the University of Miami and is now entering his first full year as an Academic Advisor. He received his B.S in Business Administration with a

concentration in Marketing from Elon University, and is currently seeking a Masters of Education, with a concentration in Sport Administration.



STRENGTH & CONDITIONING

The University of Miami women's basketball program has access to the recently completed weight room at the BankUnited Center.

The facility houses four custom designed weight lifting stations, cardiovascular machines, and nearly 12,000 pounds of weight.



In 2001, the University completed construction of the \$4.9 million weight room at the Hecht Athletic Center. The 12,000 square foot state-of-art facility houses 20 custom designed weight lifting stations, 17 cardiovascular machines, a stretching area, a dumbbell and rehab area, nearly 44,000 pounds of weight.

ORE HECHT ATHLETIC CENTER



BankUnited CENTER

BANKUNITED CENTER FACTS

Location: Walsh Avenue and Dauer Drive - Across from the University Metro Rail

Cost: \$48 million

Square Footage: 200,000 sq. ft.

Seating Capacity: 7,000 permanent seats with 26 executive suites

Executive Suites: Each suite will include 12 seats, four bar stools, lounge area, television, phone, pantry with sink and refrigerator.

Amenities: Administrative offices for men's and women's basketball, carpeted locker rooms, weight room, player lounge areas, banquet facilities, private suites and convention space.



BANKUNITED CENTER FIRSTS

First Game: January 15, 2003 - Boston College 79, Miami 61

Field Goal Attempt: 19:58 - Brianne Stepherson (BC); 19:39 - Shaquana Wilkins (UM)

Field Goal: 18:37 Kim Mackie (BC); 14:46 - Chanivia Broussard (UM)

3PT Field Goal: 13:54 - Jessalyn Deveny (BC); 13:42 - Second Half Meghan Saake (UM)

Free Throw: 16:08 - Brianne Stepherson (BC); 1:04 - Tamara James (UM)

Rebound: 19:55 - Team Offensive (BC); 19:47 - defensive Tamara James (UM)

Assist: 18:37 - Amber Jacobs (BC); 14:46 - Melissa Knight (UM)

Steal: 18:14 - Jessalyn Deveny (BC); 17:33 - Yalonda McCormick (UM)

Block: 19:58 - Meghan Saake (UM)



TOP 10 ATTENDED GAMES FOR WOMEN'S BASKETBALL

In 2005-06, the University of Miami played in front of three of the largest crowds in BankUnited history, including a Feb. 26 contest against ACC rival Georgia Tech which drew a crowd of nearly 2,000 fans.

Attendance	Opponent	Date
1. .4,973Connecticut2/19/03
2. .2,365Notre Dame1/28/04
3. .2,174Coppin State1/2/05
4. .1,948Georgia Tech2/26/06
5. .1,836North Carolina1/9/06
6. .1,724Boston College*1/15/03
7. .1,648Duke2/19/06
8. .1,547Rutgers1/31/04
9. .1,481Florida12/12/03
10. .1,344Syracuse1/25/03

**First game played at the BankUnited Center*



BANKUNITED EVENTS

Since the BankUnited Center opened its doors in January 2003 it has played host to many of the top names in music and entertainment, as well as some of the biggest cultural events in South Florida.

The BankUnited Center has hosted a number of memorable events including North American tour launches for artists such as Coldplay, Green Day and Kanye West; a lecture series by his holiness the Dalai Lama, the historic first Presidential debate of the 2004 election between President George W. Bush and Senator John Kerry, and Univision television's Premios Juventud award show.

The BankUnited Center has also hosted such well known musical groups as Good Charlotte, Ludacris, Audioslave, Bow Wow, Ashanti, Fat Joe & Terror Squad, 3-6 Mafia, Youngbloodz, Dem Franchise Boyz and Ja Rule.



U M FACILITIES



Mark Light Field at Alex Rodriguez Park

Completed in 1977, and refurbished with natural grass for the first time in 1994, "The Light" has been the home of the 1982, 1985, 1999 and 2001 College NCAA World Series Champions. One of the nation's most complete facilities, MLS has a seating capacity of 5,000.

Greentree Practice Fields

The practice home of the 1983, '87, '89, '91 and '01 national football champions underwent a \$2 million renovation during the 1998 off-season and includes three full length prescription athletic turf fields. Lights were also installed to allow for evening practices.

Knight Sports Complex

Completed in 1985, this building houses practice courts, locker rooms and coaching offices. The KSC was refurbished with a new permanent playing surface in the spring of 1994 and is home to the UM women's volleyball team.

Cobb Stadium for Soccer, Track and Field

Through a major gift from Ambassador and Mrs. Charles E. Cobb and the Cobb family, Cobb Stadium for Soccer, Track and Field opened in the spring of 1999. The project included the reconstruction and expansion of the University track and the construction of a new soccer field to accommodate the University's soccer program. The facility includes seating for 500 persons.

Hecht Athletic Center

Dedicated in 1979, the Hecht Athletic Center houses all the administrative offices within the University of Miami athletic program.

Neil Schiff Tennis Center

Dedicated in 1987, the home of Miami tennis is one of the top five facilities in the country. With 16 courts and seating for 1,000 spectators, the facility hosts many of the nation's top amateur events, including the International Junior Orange Bowl Tournament, ITCA Women's Rolex Qualifier and NCAA Tournament Rounds.



Norman Whitten Student Union Pool

Located in the heart of UM's campus, the Whitten Student Union pool has been home to 35 National Title Winners and 28 Olympians, including three-time National Champion and five-time World Champion diver Greg Louganis.

Wellness Center

This state-of-the-art recreation and fitness facility opened in January 1996. Located next to the Hecht-Stanford residential colleges, the Wellness Center provides students a variety of activities and services, including a fitness room; aerobics classes; indoor track; gymnasium with basketball, volleyball and badminton courts; racquetball and squash courts; indoor pool, spa, and sauna.

BankUnited Center

On Jan. 4, 2003, the University of Miami began competition in the BankUnited Center, the home of Miami men's and women's basketball and the University's first large-capacity venue for other educational, cultural, and community events. The \$48 million facility was totally funded through private donations.

Orange Bowl

Dedicated on December 10, 1937 the Orange Bowl serves as the home of the University of Miami football team. The facility has a seating capacity of 72,319 and has played host to five Super Bowls and numerous collegiate bowl games. Since 1970, when the collegiate national champion was first selected after the completion of the bowl games, the Orange Bowl Classic has hosted 11 games that decided the national title. Until the 1996 season when the OBC moved to Pro Player Stadium, Orange Bowl Stadium had hosted eight of the previous 11 national championship games, including University of Miami titles in 1983, 1987 and 1991.



WELLNESS CENTER

The University of Miami Wellness Center is a premier fitness, recreation, and wellness facility located on the Coral Gables campus.

Built in 1996, the Wellness Center is open to all UM students and focuses on developing healthy lifestyle choices.

With over 10,000 square feet dedicated to wellness lifestyle education, the facilities include a conference room, instructional kitchen, two classrooms, exercise physiology lab, nutritionist counseling room, fitness lab, indoor pool, four indoor basketball courts, four outdoor basketball courts, indoor track, free weights, cardio and weight training machines, racquetball and squash courts, and juice bar. The fields directly behind the center are always booming with activity for more than 30 diverse club sports and intramural teams.

In addition, the Wellness Center offers massage therapy, personal training, wellness education classes, instructional classes and fitness testing.

Registered students only need their Cane Card to enjoy the facilities!





MEDIA EXPOSURE



2006-07 ACC Television Coverage

The University of Miami along with each of the additional 11 ACC teams will make a total of 97 television appearances in 2006-07. In addition to having games broadcast on CBS and ESPN the ACC will broadcast nine games on ESPN2, including Miami's Feb. 11 match up with Boston College, and five nationally on Fox Sports Net and affiliates.

Extending television coverage will also positively affect the 2007 ACC Women's Basketball Tournament to be held March 1-4 at the Greensboro (N.C.) Coliseum as the league will now have seven of the 11 tournament games broadcast - four on the league's regional sports networks and three nationally on Fox Sports Net and affiliates. FSN will also broadcast both ACC Tournament semifinal games and the 2007 ACC Championship game.

Television Markets

- Miami is the 17th largest TV market in the nation with 1,522,960 households.
- Miami is the fourth largest TV market among ACC schools.

Top-20 TV Markets:

1.New York7,375,530
2.Los Angeles5,536,430
3.Chicago3,430,790
4.Philadelphia2,925,560
5.Boston2,375,310
6.San Francisco-Oak-San Jose2,355,740
7.Dallas-Ft. Worth2,336,140
8.Washington, DC2,252,550
9.Atlanta2,097,220
10.Houston1,938,670
11.Detroit1,936,350
12.Tampa-St. Pete1,710,400
13.Seattle-Tacoma1,701,950
14.Phoenix1,660,430
15.Minneapolis-St. Paul1,652,940
16.Cleveland-Akron1,541,780
17.MIAMI/Ft. Lauderdale1,522,960
18.Denver1,415,180
19.Sacramento1,345,820
20.Orlando-Daytona1,345,700

ACC TV Markets:

Rk.	Institution	TV Market	TV Households
5.	Boston College	Boston, Mass.	2,375,310
8.	Maryland	Washington, D.C.	2,252,550
9.	Georgia Tech	Atlanta, GA	2,097,220
17.	Miami	Miami/Ft. Lauderdale, FL	1,522,960
29.	Duke, UNC, NC State	Raleigh/Durham/Chapel Hill, NC	985,200
35.	Clemson	Greenville/Spartanburg, SC/ Asheville, NC	815,460
47.	Wake Forest	Greenboro/Winston-Salem, NC	652,020
68.	Virginia Tech	Roanoke/Lynchburg, VA	440,390
109.	Florida State	Tallahassee, FL/Thomasville, GA	261,250
186.	Virginia	Charlottesville, VA	69,750



Radio Markets

- The Miami/Ft. Lauderdale/Hollywood, FL radio market ranks as the 12th largest in the nation and fourth among ACC schools.

Top-20 Radio Markets (Metro 12+ Population):

1.New York15,332,000
2.Los Angeles10,790,100
3.Chicago7,698,300
4.San Francisco5,829,700
5.Dallas-Ft. Worth4,730,200
6.Philadelphia4,354,900
7.Houston-Galveston4,353,000
8.Washington, DC4,132,800
9.Detroit3,892,600
10.Atlanta3,860,100
11.Boston3,841,100
12.Miami-Ft. Lauderdale-Hollywood3,505,100
13.Puerto Rico3,250,400
14.Seattle-Tacoma3,204,800
15.Phoenix2,938,500
16.Minneapolis-St. Paul2,632,400
17.San Diego2,484,900
18.Nassau-Suffolk (Long Island)2,393,800
19.Tampa-St. Petersburg-Clearwater2,262,900
20.St. Louis2,262,000

- All University of Miami women's basketball games are carried by WVUM (90.5 FM) and can be heard live on the web at www.wvum.org.

ACC Radio Markets:

Rk.	Institution	Radio Market	Metro 12+ Population
8.	Maryland	Washington, D.C.	4,132,800
10.	Georgia Tech	Atlanta, Ga.	3,860,100
11.	Boston College	Boston, Mass.	3,841,100
12.	Miami	Miami/Ft. Lauderdale/Hollywood, Fla.	3,505,100
43.	Duke, UNC, NC State	Raleigh/Durham/Chapel Hill, N.C.	1,143,700
45.	Wake Forest	Greenboro/Winston-Salem/High Point, N.C.	1,113,300
60.	Clemson	Greenville-Spartanburg, S.C.	813,700
116.	Virginia Tech	Roanoke-Lynchburg, Va.	404,000
163.	Florida State	Tallahassee, Fla.	246,400
231.	Virginia	Charlottesville, Va.	147,200

Newspapers Markets

- The University of Miami is covered daily by three major newspapers: Miami Herald, South Florida Sun-Sentinel and Palm Beach Post.
- The Miami Herald and South Florida Sun-Sentinel rank among the nation's top-32 newspapers with regards to circulation. The Miami Herald ranks 25th with a circulation of 429,697 while the Sun-Sentinel ranks 32nd with a circulation of 359,772. The Palm Beach Post ranks 61st with a daily circulation of 217,634.
- The daily newspapers that cover UM are located in two of the top-50 newspaper markets in the nation. The Miami/Ft. Lauderdale market (Miami Herald, South Florida Sun-Sentinel) ranks as the 12th largest (population - 3,876,380) news paper market in the United States, while the West Palm Beach/Boca Raton market (Palm Beach Post) ranks 44th (pop. - 1,131,184).

Top-20 Newspaper Markets (Population):

1.New York-Northern New Jersey-Long Island21,199,865
2.Los Angeles-Riverside-Orange County16,373,645
3.Chicago-Gary-Kenosha9,157,540
4.Washington-Baltimore7,608,070
5.San Francisco-Oakland-San Jose7,039,362
6.Philadelphia-Wilmington-Atlantic City6,188,463
7.Boston-Worcester-Lawrence5,819,100
8.Detroit-Ann Arbor-Flint5,456,428
9.Dallas-Fort Worth5,221,801
10.Houston-Galveston-Brazoria4,669,571
11.Atlanta4,112,198
12.Miami-Fort Lauderdale3,876,380
13.Seattle-Tacoma-Bremerto,3,554,760
14.Phoenix-Mesa3,251,876
15.Minneapolis-St. Paul2,968,806
16.Cleveland-Akron2,945,831
17.San Diego2,813,833
18.St. Louis2,603,607
19.Denver-Boulder-Greeley2,581,506
20.Tampa-St. Petersburg-Clearwater2,395,997

ACC Newspaper Markets Ranked in Top-50:

Rk.	Institution	Radio Market	Population
4.	Maryland	Washington, D.C./Baltimore, Md.	7,608,070
7.	Boston College	Boston/Worcester, Mass.	5,819,100
11.	Georgia Tech	Atlanta, Ga.	4,112,198
12.	Miami	Miami/Ft. Lauderdale, Fla.	3,876,380
36.	Wake Forest	Greenboro/Winston-Salem/High Point, N.C.	1,251,509
40.	Duke, UNC, NC State	Raleigh/Durham/Chapel Hill, N.C.	1,187,941

UMiami TRADITION



THE HURRICANES

It began in controversy. Some reports say the players on the 1927 football team held a team meeting to select Hurricanes, hoping they would sweep away opponents just as the devastating storm did on September 16, 1926. Another version holds that Miami News columnist Jack Bell asked end Porter Norris of the 1926 team what the team should be called. Told that the local dignitaries and University officials wanted to name the team for a local flora or fauna, Norris said the players wouldn't stand for it and suggested "Hurricanes" since the opening game had been postponed by such a storm. From time to time, opposition has arisen to the name that would "reinforce Miami's negative reputation as a weather-beaten community living constantly under the threat of destruction." But as one UM official rationalized in the 1960s, "Does anyone think Chicago is overrun by bears just because the town has a football team by that name?"

ORANGE, GREEN AND WHITE

UM's school colors were selected in 1926. The colors of the Florida orange tree represent UM. Orange symbolizes the fruit of the tree, green represents the leaves and white, the blossoms.

THE U

In 1973, UM's Athletic Federation, the fund-raising arm of the athletic department at the time, commissioned a local public relations expert to develop a distinctive logo. The University had gone several years with a variety of helmet and uniform changes and the Federation noted that a number of major colleges have the initials UM. Miami designer Bill Godenhamer suggested the "U" idea, which lent itself to distinctive logos for each sport as well as slogans like "U gotta believe" and "U is great."


SEBASTIAN THE IBIS

Folklore maintains that the Ibis, a symbol of knowledge found in the Everglades and Egypt, is the last sign of wildlife to take shelter before a hurricane and the first to reappear after the storm. The local marsh bird was considered UM's first unofficial mascot when the school yearbook adopted the name "Ibis" in 1926. Its popularity grew among the students during the 1950s. In 1957, San Sebastian Hall, a residence hall on campus, sponsored an Ibis entry in the homecoming celebration. The next year, student John Stormont performed at games in an Ibis costume that was glued, sewn and pinned together and was the forerunner of today's bird. Through the years, the Ibis has become one of the most recognizable college mascots in the United States.



ALMA MATER

Southern suns and sky blue water Smile upon you, Alma Mater;
Mistress of this fruitful land, With all knowledge at your hand,
Always just, to honor true All our love we pledge to you.
Alma Mater, Stand forever, on Biscayne's wondrous shore.



U BASKETBALL™

ONLY THE BEST

Graduation Success

The University of Miami was one of only two schools in the Atlantic Coast Conference to boast a 100 percent Graduation Success Rate (GSR) for women's basketball according to the latest statistical information released by the NCAA. The report is published annually by the NCAA and the 2006 release took into account the percentage of athletes who originally enrolled in 1996-99 who earned a degree within six years of enrollment.

Playing in the Nation's Top Conference

As members of the Atlantic Coast Conference (ACC) student-athletes at the University of Miami have the opportunity to play against the nation's top programs. In 2005-06 the ACC sent an unprecedented three teams to the 2006 NCAA Final Four while a total of nine of the 12 ACC institutions advanced to the postseason.

Making the Postseason

Including last season 2006 Women's National Invitation Tournament (WNIT), the University of Miami women's basketball program has advanced to the postseason in four of each of the last five seasons.

All-Conference Honors

The University of Miami has boasted 27 All-Conference selections in the school's 34-year history, including Tamara James, who held the distinction of being one of only three players to earn First Team All-ACC accolades over each of last two seasons.

All-Americans

The University of Miami has had 13 First, Second, Third or Honorable Mention All-America selections since 1991.

National Player of the Year

Always in the national spotlight, former University of Miami Frances Savage was named the 1992 Sports Illustrated National Player of the Year.

Preparing for the WNBA

The University of Miami has proven to be a building ground for players looking to excel beyond the college ranks and into the world of professional basketball.

In the nine-year history of the WNBA, four former Hurricanes have donned league uniforms, including Tamara James, who was selected in the first round of the 2006 WNBA Draft by the Washington Mystics as the eighth pick, and Octavia Blue, who was selected by the Los Angeles Sparks in the second round as the 15th overall pick in the 1998 Draft.





Media Exposure

The University of Miami women's basketball is covered by several of the nation's top media outlets. Miami is located in the nation's 17th-largest television market, the 12th-largest radio market and the 12th-largest newspaper market.

In the Spotlight

The University of Miami, who will play no less than five games on television for the second-consecutive season, is part of an ACC package that features a total of 97 television appearances in 2006-07. In addition to having games broadcast on CBS and ESPN the ACC will broadcast nine games on ESPN2, including Miami's Feb. 11 match up with Boston College, and five nationally on Fox Sports Net and affiliates.

The Nation's Best Facilities

The University of Miami plays all home games in the three-year old BankUnited Center, a \$48 million dollar, 7,000 seat, on-campus arena that features administrative offices for men's and women's basketball, carpeted locker rooms, a weight room, player lounge areas, banquet facilities, private suites and convention space.

Bringing out the Fans

As one of the most exciting teams in recent UM history, the Hurricanes drew three largest crowds in the BankUnited Center's history in 2005-06, including UM's regular season finale against Georgia Tech Feb. 26 which drew 1,948 fans - the fourth-largest single game total.



Coached by the Best

The University of Miami women's basketball program operates under the direction of second-year head coach Katie Meier. In her five-year career as a head coach, Meier's teams have advanced to the NCAA Tournament once and the National Women's Invitation Tournament (WNIT) three times, including UM's 2006 berth into the WNIT.



©2006 S.V.C. Inc. GATORADE, IS IT IN YOU? and the LIGHTNING BOLT DESIGN are registered trademarks of Stokely-Van Camp, Inc.

TO FUEL 2ND HALF,
PUSH BLACK BUTTON



Gatorade® rehydrates, replenishes and refuels so athletes continue to perform at their best.

is it in you?

IN THIS SECTION...

THE ATLANTIC COAST CONFERENCE

The Atlantic Coast Conference	84
School Affiliations	85
2006-07 ACC Preview	86
2005-06 Year in Review	87
2005-06 Statistics	88

University of Miami head coach Katie Meier was a former Freshman All-American and ACC Rookie of the Year as a standout at Duke. In 2002 Meier was honored by Duke for her efforts as a player when she was named to the inaugural induction class in the Blue Devils' Hall of Honor. That same year Meier was named to the Atlantic Coast Conference's 50th Anniversary Team.

2006-07 UNIVERSITY OF MIAMI WOMEN'S BASKETBALL

U **miami**™

PLAYERS
COACHES
UNIVERSITY
THE ACC
OPPONENTS
REVIEW
HISTORY
HONORS
RECORDS
MEDIA

The Atlantic Coast Conference

The Tradition

Consistency. It is the mark of true excellence in any endeavor. However, in today's intercollegiate athletics, competition has become so balanced and so competitive that it is virtually impossible to maintain a high level of consistency.

Yet the Atlantic Coast Conference has defied the odds. Now in its 54th year of competition, the ACC has long enjoyed the reputation as one of the strongest and most competitive intercollegiate conferences in the nation. And that is not mere conjecture, the numbers support it.

Since the league's inception in 1953, ACC schools have captured 100 national championships, including 52 in women's competition and 48 in men's. In addition, NCAA individual titles have gone to ACC student-athletes 130 times in men's competition and 71 times in women's action.

Since 1977, when the league adopted women's basketball and a tradition of excellence was established, the ACC has continued to soar to new heights. The 2005-06 season elevated the stage yet again, marking the first time in NCAA history that a conference sent three teams to the same Final Four. The title game pitted an automatic ACC winner as second-seeded Maryland faced No. 1 seed Duke. The Terrapins claimed their first national title in school history and the league's second with a thrilling 78-75 overtime game at the TD Banknorth Garden in Boston, Mass., on April 4, 2006. Nine ACC teams earned postseason bids in 2006, including seven NCAA Tournament berths, the second consecutive year the league has tallied seven bids to the Big Dance. With 75 percent of its membership competing in postseason play, the ACC boasted the highest league participation amongst the nation.

Over the years, ACC women's basketball teams have gained global recognition through their television exposure. The 2006-07 schedule features 47 televised games, the most in ACC women's basketball history. The television package includes 84 television appearances, including Michigan State at Maryland (1/6) on CBS and Tennessee at North Carolina (12/3) on ESPN. In addition, the ACC will broadcast nine games on ESPN2 and five on Fox Sports Net and affiliates. Twenty-nine match-ups will be featured on the league's regional sports network, which includes Comcast SportsNet, Fox Sports Net South, SunSports and New England's Sports Network (NESN).

The ACC was 66-51 (.564) in front of a national televised audience last season. Duke, Maryland and North Carolina all pitted over a 70 percent winning percentage when showcased on television.

The Tar Heels boasted an ACC-best overall record with a 17-1 mark (.944) on the big screen, while the Terrapins wrapped up a five-game win streak on ESPN at the NCAA Championship tilt last season.

The league's women's basketball programs rank among the best in the country in terms of the NCAA Tournament, having made 132 appearances and won 156 games in the last 29 years, 20 of them as a number one seed. In addition to sending three teams to the same final four for the first time in history, the league boasts such national accomplishments as sending at least one team to the "Sweet 16" for 18 consecutive years and at least one to the Final Four in 10 of the last 18 years. The conference has also made 13 trips to the Final Four in the last 25 years with three teams finishing second and North Carolina and Maryland capturing National Championships in 1994 and 2006, respectively.

Since 1989, the ACC has placed 14 players on the All-Final Four team, while Maryland's Laura Harper joined the ranks of Virginia's Dawn Staley and North Carolina's Charlotte Smith, who was dubbed the NCAA Tournament Most Outstanding Player in 2006. In all, 56 ACC players have been named to the NCAA Tournament All-Region teams, with nine Most Outstanding Player recognitions.

Four players have garnered National Player of the Year accolades while competing under the ACC banner. Staley was a back-to-back selection in 1991 and 1992, while Smith received the ESPY award in 1995. Duke's Alana Beard was recognized with National Player of the Year honors in both 2003 and 2004, while UNC's Ivory Latta, who returns for her final collegiate season, earned ESPN.com National Player of the Year last season.

Five league coaches have combined to earn 12 national coach of the year awards. Duke's Gail Goestenkors, North Carolina's Sylvia Hatchell, Virginia's Debbie Ryan, Maryland's Chris Weller and NC State's Kay Yow have all garnered national recognition. Seven ACC representatives, including coaches and student-athletes, have participated in the Olympics. NC State's Kay Yow, assisted by Sylvia Hatchell of UNC, headed up the 1988 gold medal-winning Olympic team. Maryland's Vicky Bullett was a member of both the 1988 and 1992 Olympic teams. Staley, a three-time Olympian, struck gold in Athens as a member of the 2004 title squad. Duke's

Gail Goestenkors served as an assistant coach on the gold medal-winning team in Athens.

Since the inaugural season of the Women's National Basketball Association in 1997, the ACC has been a recognizable presence in the league. Fifty-two former ACC stars have played on the hardwood in the WNBA, while five former players

have worked the sidelines as coaches.

The ACC also stands at the forefront of intercollegiate athletics in terms of the academic accomplishments of its student-athletes. Since 1983, 482 women's basketball players have received ACC Academic Honor Roll recognition. The 2005-06 academic year included 47 selections.

In addition, ACC women's basketball players have earned first-team Academic All-America honors six times, including Virginia's Val Ackerman in 1981, the former President of the WNBA. In 1997, NC State's Jennifer Howard was tabbed GTE CoSIDA Academic Player of the Year after posting a flawless 4.0 grade point average throughout her career. Thirteen players have earned ACC postgraduate scholarships, while three others were named NCAA Postgraduate Scholars.

A History

The Atlantic Coast Conference was founded on May 8, 1953, at the Sedgefield Inn near Greensboro, N.C., with seven charter members - Clemson, Duke, Maryland, North Carolina, North Carolina State, South Carolina and Wake Forest - drawing up the conference by-laws.

The withdrawal of seven schools from the Southern Conference came early on the morning of May 8, 1953, during the Southern Conference's annual spring meeting. On June 14, 1953, the seven members met in Raleigh, N.C., where a set of bylaws was adopted and the name became officially the Atlantic Coast Conference.

Suggestions from fans for the name of the new conference appeared in the region's newspapers prior to the meeting in Raleigh. Some of the names suggested were: Dixie, Mid South, Mid Atlantic, East Coast, Seaboard, Colonial, Tobacco, Blue-Gray, Piedmont, Southern Seven and the Shoreline.

Duke's Eddie Cameron recommended that the name of the conference be the Atlantic Coast Conference, and the motion was passed unanimously.

The meeting concluded with each member institution assessed \$200.00 to pay for conference expenses.

On December 4, 1953, conference officials met again at Sedgefield and officially admitted the University of Virginia as the league's eighth member.

The first, and only, withdrawal of a school from the ACC came on June 30, 1971, when the University of South Carolina tendered its resignation.

The ACC operated with seven members until April 3, 1978, when the Georgia Institute of Technology was admitted. The Atlanta school had withdrawn from the Southeastern Conference in January of 1964.

The ACC expanded to nine members on July 1, 1991, with the addition of Florida State University.

The conference expanded to 11 members on July 1, 2004, with the addition of the University of Miami and Virginia Polytechnic Institute and State University. On October 17, 2003, Boston College accepted an invitation to become the league's 12th member starting July 1, 2005.



- PLAYERS
- COACHES
- UNIVERSITY
- THE ACC**
- OPONENTS
- REVIEW
- HISTORY
- HONORS
- RECORDS
- MEDIA

The Atlantic Coast Conference

Boston College

Charter member of the Big East Conference in 1979; joined the ACC in July, 2005.

Clemson

Charter member of the Southern Intercollegiate Athletic Association in 1894, a charter member of the Southern Conference in 1921, a charter member of the Atlantic Coast Conference (ACC) in 1953.

Duke

Joined the Southern Conference in December, 1928; charter member of the ACC in 1953.

Florida State

Charter member of the Dixie Conference in 1948; joined the Metro Conference in July, 1976; joined the ACC July, 1991.

Georgia Tech

Charter member of the Southern Intercollegiate Athletic Association in 1894, charter member of Southern Conference in 1921, charter member of the SEC in 1932, joined the ACC in April, 1978.

Maryland

Charter member of the Southern Conference in 1921, charter member of the ACC in 1953.

Miami

Charter member of the Big East Football Conference in 1991; joined the ACC in July, 2004.

North Carolina

Charter member of the Southern Intercollegiate Athletic Association in 1894, charter member of the Southern Conference in 1921, charter member of the ACC in 1953.

NC State

Charter member of the Southern Conference in 1921; charter member of the ACC in 1953.

Virginia

Charter member of the Southern Intercollegiate Athletic Association in 1894, charter member of the Southern Conference in 1921, resigned from Southern Conference in December 1936, joined the ACC in December, 1953.

Virginia Tech

Charter member of the Southern Conference in 1921; withdrew from the Southern Conference in June, 1965; became a charter member of the Big East Football Conference in Feb. 5, 1991; joined the ACC in July, 2004.

Wake Forest

Joined the Southern Conference in February, 1936; charter member of the ACC in 1953.



ACC
ATLANTIC COAST CONFERENCE

PLAYERS
COACHES
UNIVERSITY
THE ACC
OPPONENTS
REVIEW
HISTORY
HONORS
RECORDS
MEDIA

Previewing the 2006-07 ACC

A Quick Look at the 2006-07 ACC

As a league, the ACC returns 35 starters and 93 letterwinners for the 2006-07 season.

Maryland returns all five starters from a squad that captured the 2006 National Championship. The Terps return 98 percent of their scoring, which ranked second in the nation last season, and 95 percent of the rebounding.

In addition to Maryland, seven other ACC teams return three or more starters from last season. Georgia Tech, NC State, and Virginia each return four starters, while Clemson and Virginia Tech return one lone starter.

The nine teams that took part in postseason play a year ago return 28 starters, including 21 that participated in the 2006 NCAA Tournament and 11 from this year's Final Four.

Nine players who earned All-Conference recognition in 2005-06 return, including three of the five All-ACC first-team selections.

All three top ACC individual award winners return for the 2006-07 season, including UNC's Ivory Latta who earned ACC Player of the Year honors as a junior a year ago. Maryland's Marissa Coleman, who earned ACC Rookie of the Year last season, and Duke's Lindsey Harding, who captured the ACC Defensive Player of the Year honor, both return for the 2006-07 campaign.

Eight of the ACC's top 15 scorers, including two of the top three, return from a year ago.

Six players who led the ACC in six different statistical categories a year ago are slated to return:

- *Crystal Langhorne, MD (FG%, .670)
- *Ivory Latta, UNC (FT%, .582)
- *Marissa Coleman, MD (3PT FG%, .470)
- *Shamee Zoll, VA (assists, 6.28 apg)
- *Alison Bales, DU (blocked shots, 3.43 bpg)
- *Sarah Marshall, BC (assist/turnover ratio, 2.18)

The top five ACC assist leaders from last year return for the 2006-07 season, while four of the top five rebounders, field-goal percentage and blocked shot leaders are back.



Renee Taylor returns in 2006-07 a year after earning ACC Honorable Mention Honors.

2006 ACC Tournament Results

First Round, Thursday, March 2

- Game 1: #9 Virginia 57 d. #8 Boston College 54
- Game 2: #5 NC State 67 d. #12 Clemson 53
- Game 3: #7 Virginia Tech 73 d. #10 Wake Foest 60
- Game 4: #11 Georgia Tech 79 d. #6 Miami 62

Quarterfinals, Saturday, March 3

- Game 5: #1 North Carolina 82 d. Virginia 56
- Game 6: NC State 64 d. #4 Florida State 60
- Game 7: #2 Duke 69 d. Virginia Tech 56
- Game 8: #6 Maryland 71 d. Georgia Tech 66

Semifinals, Sunday, March 4

- Game 9: North Carolina 90 d. NC State 69
- Game 10: Maryland 78 d. Duke 70

Championship, Monday, March 5

- Game 11: North Carolina 91 d. Maryland 80



2005-06 ACC Year in Review

2005-06 Standings

Team	ACC Games		Hm	Rd	Overall		Hm	Rd	Nu
	W-L	Pct			W-L	Pct			
1. North Carolina*	13-1	.929	6-1	7-0	33-2	.943	14-1	10-0	9-1
2. Duke	12-2	.857	6-1	6-1	31-4	.886	12-1	12-1	7-2
3. Maryland	12-2	.857	6-1	6-1	34-4	.895	15-1	9-1	10-2
4. Florida State	10-4	.714	6-1	4-3	20-10	.667	13-2	6-6	1-2
5. NC State	7-7	.500	4-3	3-4	19-12	.613	11-3	4-5	4-4
6. Miami	6-8	.429	3-4	3-4	17-13	.567	13-5	4-6	0-2
7. Virginia Tech	6-8	.429	3-4	3-4	21-10	.677	10-4	6-4	5-2
8. Boston College	6-8	.429	4-3	2-5	21-12	.636	14-4	4-6	3-2
9. Virginia	5-9	.357	2-5	3-4	20-12	.625	11-5	7-5	2-2
10. Wake Forest	3-11	.214	3-4	0-7	12-16	.426	9-5	2-9	1-2
11. Georgia Tech	2-12	.143	2-5	0-7	14-15	.483	11-5	2-8	1-2
12. Clemson	2-12	.143	2-5	0-7	8-21	.276	6-9	2-8	0-4

* denotes ACC Champion

2005-06 All-ACC

The 15-member 2005-06 All-Atlantic Coast Conference Women's Basketball Team was voted on by 70 members of the Atlantic Coast Sports Media Association. First-place votes are in parenthesis and points were awarded on a 3-2-1 system.

First Team (1st Team Votes)

Monique Currie, Duke (70*)	210
Ivory Latta, North Carolina (70*)	210
Crystal Langhorne, Maryland (65)	205
Tamara James, Miami (57)	192
Erlana Larkins, North Carolina (31)	163

*unanimous 1st-team selection

Second Team

Brooke Quennan, Boston College	114
Mistie Williams, Duke	110
Marissa Coleman, Maryland	108
Shay Doron, Maryland	98
Lindsey Harding, Duke	88

Third Team

Cotelia Bond-Young, Wake Forest	86
Alicia Gladden, Florida State	78
Camille Little, North Carolina	65
Kerri Gardin, Virginia Tech	61
Sharnee' Zoll, Virginia	56

Honorable Mention (25 or more points)

Renee Taylor, Miami	53
Tiffany Stansbury, NC State	41

2005-06 ACC ALL-DEFENSE

The 2005-06 ACC All-Defensive Team consisted of five players representing five league teams as the top defensive players. The team is selected by the 12 ACC women's basketball head coaches.

All-Defensive Team

La'Tangela Atkinson	North Carolina
Alicia Gladden	Florida State
Lindsey Harding	Duke
Ashley Key	NC State
Aja Parham	Boston College

2005-06 ACC ALL-FRESHMEN

The 2005-06 Atlantic Coast Conference All-Freshmen Team was voted on by 70 members of the Atlantic Coast Sports Media Association.

All-Freshmen

Marissa Coleman, Maryland*	70
Deirdre Naughton, Wake Forest	65
Abby Waner, Duke	62
Kristi Toliver, Maryland	61
Britany Miller, Florida State	40

*unanimous selection

Honorable Mention All-Freshmen

Lyndra Littles, Virginia	22
Rashanda McCants, North Carolina	18

In 2005-06...

...the second-seeded Terrapins knocked off No. 1 seeds North Carolina and Duke en route to their first national title in school history. Maryland defeated North Carolina in the national semifinal, 81-70, then defeated the Blue Devils in overtime in the championship game, 78-75.

...Duke, Maryland and North Carolina all advanced to the Final Four, marking the first time one conference has sent three teams to the same Final Four.

...Duke and North Carolina both earned No. 1 seeds, marking the first time the ACC has had multiple No. 1 seeds in the NCAA Tournament.

...Nine ACC teams earned postseason bids, including seven NCAA Tournament berths, the second consecutive year the ACC has tallied seven bids to the Big Dance.

...With nine of its 12 teams (75%) competing in postseason action, the ACC had the highest percentage of postseason participation than any conference in the country.

...The ACC has had at least one Final Four team in five of the last 10 years and in 10 of the last 18 years.

...Six or more of the current ACC schools have participated in each of the past 10 NCAA Tournaments (since 1997).

...With a 19-6 (.760) mark, the ACC was the winningest conference in the 2006 NCAA Tournament. With the league's 19 wins, the ACC was responsible for 30 percent of the tournament's 63 wins.

2006 ACC Tournament Results

First Round, Thursday, March 2

- Game 1: #9 Virginia 57 d. #8 Boston College 54
- Game 2: #5 NC State 67 d. #12 Clemson 53
- Game 3: #7 Virginia Tech 73 d. #10 Wake Forest 60
- Game 4: #11 Georgia Tech 79 d. #6 Miami 62

Quarterfinals, Saturday, March 3

- Game 5: #1 North Carolina 82 d. Virginia 56
- Game 6: NC State 64 d. #4 Florida State 60
- Game 7: #2 Duke 69 d. Virginia Tech 56
- Game 8: #6 Maryland 71 d. Georgia Tech 66

Semifinals, Sunday, March 4

- Game 9: North Carolina 90 d. NC State 69
- Game 10: Maryland 78 d. Duke 70

Championship, Monday, March 5

- Game 11: North Carolina 91 d. Maryland 80



2005-06 Team Statistics

PLAYERS
COACHES
UNIVERSITY
THE ACC
OPPONENTS
REVIEW
HISTORY
HONORS
RECORDS
MEDIA

SCORING OFFENSE

# Team	G	W-L	Pts	Avg/G
1. Duke	35	31-4	3009	86.0
2. Maryland	38	34-4	3166	83.3
3. North Carolina	35	33-2	2877	82.2
4. Miami	30	17-13	2274	75.8
5. Florida State	30	20-10	2139	71.3
6. Virginia Tech	31	21-10	2149	69.3
7. NC State	31	19-12	2132	68.8
8. Wake Forest	28	12-16	1918	68.5
9. Boston College	33	21-12	2250	68.2
10. Virginia	32	20-12	2139	66.8
11. Clemson	29	8-21	1921	66.2
12. Georgia Tech	29	14-15	1871	64.5

SCORING DEFENSE

# Team	G	Pts	Avg/G
1. Duke	35	2038	58.2
2. Boston College	33	1937	58.7
3. Virginia	32	1912	59.8
4. North Carolina	35	2095	59.9
5. Georgia Tech	29	1746	60.2
6. NC State	31	1981	63.9
7. Virginia Tech	31	1997	64.4
8. Florida State	30	1935	64.5
9. Maryland	38	2471	65.0
10. Wake Forest	28	1930	68.9
11. Miami	30	2152	71.7
12. Clemson	29	2200	75.9

FREE THROW PERCENTAGES

# Team	G	FTM	FTA	Pct
1. Boston College	33	433	569	.761
2. Miami	30	437	583	.750
3. Maryland	38	690	924	.747
4. Duke	35	547	747	.732
5. Wake Forest	28	397	548	.724
6. North Carolina	35	547	756	.724
7. Georgia Tech	29	405	588	.689
8. Virginia	32	402	601	.669
9. Clemson	29	301	451	.667
10. Virginia Tech	31	430	656	.655
11. Florida State	30	434	668	.650
12. NC State	31	344	553	.622

FIELD GOAL PERCENTAGES

# Team	G	FG	FGA	Pct
1. Duke	35	1125	2259	.498
2. Maryland	38	1130	2363	.478
3. North Carolina	35	1041	2216	.470
4. Boston College	33	850	1810	.470
5. Virginia Tech	31	815	1843	.442
6. Miami	30	808	1841	.439
7. NC State	31	819	1892	.433
8. Florida State	30	792	1877	.422
9. Clemson	29	733	1739	.422
10. Virginia	32	810	1992	.407
11. Georgia Tech	29	675	1721	.392
12. Wake Forest	28	653	1693	.386

FIELD GOAL PCT DEFENSE

# Team	G	FG	FGA	Pct
1. Duke	35	732	2085	.351
2. Georgia Tech	29	590	1591	.371
3. Boston College	33	724	1948	.372
4. Maryland	38	920	2470	.372
5. North Carolina	35	781	2095	.373
6. NC State	31	727	1802	.403
7. Florida State	30	707	1749	.404
8. Virginia	32	681	1678	.406
9. Clemson	29	771	1831	.421
10. Virginia Tech	31	766	1810	.423
11. Miami	30	773	1825	.424
12. Wake Forest	28	731	1678	.436

3-POINT FIELD GOAL PERCENTAGES

# Team	G	FG	FGA	Pct
1. Maryland	38	216	540	.400
2. Duke	35	212	542	.391
3. North Carolina	35	248	682	.364
4. Virginia Tech	31	89	254	.350
5. Clemson	29	154	443	.348

6. Miami	30	221	652	.339
7. Wake Forest	28	215	643	.334
8. Boston College	33	117	352	.332
9. Florida State	30	121	370	.327
10. Georgia Tech	29	116	366	.317
11. NC State	31	150	485	.309
12. Virginia	32	117	409	.286

3-POINT FIELD GOALS MADE

# Team	G	3FG	Avg/G
1. Wake Forest	28	215	7.68
2. Miami	30	221	7.37
3. North Carolina	35	248	7.09
4. Duke	35	212	6.06
5. Maryland	38	216	5.68
6. Clemson	29	154	5.31
7. NC State	31	150	4.84
8. Florida State	30	121	4.03
9. Georgia Tech	29	116	4.00
10. Virginia	32	117	3.66
11. Boston College	33	117	3.55
12. Virginia Tech	31	89	2.87

REBOUNDING OFFENSE

# Team	G	Reb	Avg/G
1. Maryland	38	1720	45.3
2. Duke	35	1532	43.8
3. Georgia Tech	29	1208	41.7
4. North Carolina	35	1429	40.8
5. Florida State	30	1187	39.6
6. NC State	31	1223	39.5
7. Boston College	33	1281	38.8
8. Virginia Tech	31	1183	38.2
9. Virginia	32	1200	37.5
10. Clemson	29	1079	37.2
11. Wake Forest	28	1030	36.8
12. Miami	30	1079	36.0

REBOUNDING DEFENSE

# Team	G	Reb	Avg/G
1. Boston College	33	1037	31.4
2. Maryland	38	1267	33.3
3. Duke	35	1167	33.3
4. Virginia Tech	31	1064	34.3
5. Georgia Tech	29	1005	34.7
6. Virginia	32	1148	35.9
7. NC State	31	1118	36.1
8. North Carolina	35	1271	36.3
9. Florida State	30	1124	37.5
10. Wake Forest	28	1097	39.2
11. Miami	30	1213	40.4
12. Clemson	29	1203	41.5

OFFENSIVE REBOUNDS

# Team	G	No.	Avg/G
1. Georgia Tech	29	480	16.55
2. Florida State	30	452	15.07
3. Maryland	38	568	14.95
4. North Carolina	35	521	14.89
5. Duke	35	517	14.77
6. Virginia	32	471	14.72
7. Virginia Tech	31	441	14.23
8. NC State	31	439	14.16
9. Wake Forest	28	355	12.68
10. Clemson	29	341	11.76
11. Miami	30	351	11.70
12. Boston College	33	359	10.88

DEFENSIVE REBOUNDS

# Team	G	No.	Avg/G
1. Maryland	38	1152	30.32
2. Duke	35	1015	29.00
3. Boston College	33	922	27.94
4. North Carolina	35	908	25.94
5. Clemson	29	738	25.45
6. NC State	31	784	25.29
7. Georgia Tech	29	728	25.10
8. Florida State	30	735	24.50
9. Miami	30	728	24.27
10. Wake Forest	28	675	24.11
11. Virginia Tech	31	742	23.94
12. Virginia	32	729	22.78

REBOUNDING MARGIN

# Team	G	TEAM	Avg	OPP	Avg	Margin
1. Maryland	38	1720	45.3	1267	33.3	+11.9
2. Duke	35	1532	43.8	1167	33.3	+10.4
3. Boston College	33	1281	38.8	1037	31.4	+7.4
4. Georgia Tech	29	1208	41.7	1005	34.7	+7.0
5. North Carolina	35	1429	40.8	1271	36.3	+4.5
6. Virginia Tech	31	1183	38.2	1064	34.3	+3.8
7. NC State	31	1223	39.5	1118	36.1	+3.4
8. Florida State	30	1187	39.6	1124	37.5	+2.1
9. Virginia	32	1200	37.5	1148	35.9	+1.6
10. Wake Forest	28	1030	36.8	1097	39.2	-2.4
11. Clemson	29	1079	37.2	1203	41.5	-4.3
12. Miami	30	1079	36.0	1213	40.4	-4.5

BLOCKED SHOTS

# Team	G	Blocks	Avg/G
1. Duke	35	267	7.63
2. North Carolina	35	190	5.43
3. Maryland	38	195	5.13
4. Clemson	29	147	5.07
5. NC State	31	141	4.55
6. Georgia Tech	29	110	3.79
7. Virginia Tech	31	106	3.42
8. Miami	30	95	3.17
9. Florida State	30	94	3.13
10. Boston College	33	81	2.45
11. Virginia	32	76	2.38
12. Wake Forest	28	63	2.25

ASSISTS

# Team	G	Assists	Avg/G
1. Duke	35	717	20.49
2. North Carolina	35	638	18.23
3. Maryland	38	652	17.16
4. Boston College	33	551	16.70
5. Clemson	29	482	16.62
6. NC State	31	492	15.87
7. Miami	30	437	14.57
8. Virginia Tech	31	437	14.10
9. Wake Forest	28	394	14.07
10. Florida State	30	400	13.33
11. Virginia	32	426	13.31
12. Georgia Tech	29	291	10.03

STEALS

# Team	G	Steals	Avg/G
1. North Carolina	35	457	13.06
2. Duke	35	411	11.74
3. Miami	30	344	11.47
4. Virginia	32	337	10.53
5. Virginia Tech	31	324	10.45
6. Georgia Tech	29	290	10.00
7. Wake Forest	28	276	9.86
8. Florida State	30	291	9.70
9. NC State	31	285	9.19
10. Clemson	29	233	8.03
11. Maryland	38	268	7.05
12. Boston College	33	206	6.24

ASSIST/TURNOVER RATIO

# Team	G	Asst	Avg	Turn	Avg	Ratio
1. Duke	35	717	20.5	600	17.1	1.20
2. North Carolina	35	638	18.2	639	18.3	1.00
3. Boston College	33	551	16.7	575	17.4	0.96
4. Maryland	38	652	17.2	688	18.1	0.95
5. NC State	31	492	15.9	528	17.0	0.93
6. Virginia	32	426	13.3	488	15.3	0.87
7. Florida State	30	400	13.3	471	15.7	0.85
8. Clemson	29	482	16.6	599	20.7	0.80
9. Wake Forest	28	394	14.1	505	18.0	0.78
10. Virginia Tech	31	437	14.1	567	18.3	0.77
11. Miami	30	437	14.6	577	19.2	0.76
12. Georgia Tech	29	291	10.0	548	18.9	0.53

IN THIS SECTION..

2006-07 OPPONENTS

Auburn	
Boston College	
Clemson	
Coppin State	
Duke	
Florida International	
Florida State	
Georgia State	
Georgia Tech	
Houston	
Indiana	
Jackson State	
James Madison	
Maryland	90
Michigan	
Mississippi	
Nicholls State	
North Carolina	
NC State	
San Francisco	
Santa Clara	
St. Mary's	
Texas State	
UW-Milwaukee	
Virginia	
Virginia Tech	
Wake Forest	
Wright State	91

The Hurricanes will take on 2006 NCAA
Championship runner-up Duke Jan. 3, 2007.

2006-07 UNIVERSITY OF MIAMI WOMEN'S BASKETBALL

U **miami**™



2006-07 Opponents

PLAYERS
COACHES
UNIVERSITY
THE ACC
OPPONENTS
REVIEW
HISTORY
HONORS
RECORDS
MEDIA

	Auburn	Boston College	Clemson	Coppin State	Duke	Florida International	Florida State
Location:	Auburn, AL	Chestnut Hill, MA	Clemson, SC	Baltimore, MD	Durham, NC	Miami, FL	Tallahassee, FL
Founded:	1856	1863	1889	1900	1838	1972	1851
Enrollment:	23,330	14,500	17,135	4,189	6,347	38,000	39,652
Arena (Capacity):	Beard-Eaves Coliseum	Silvio O. Conte Forum	Littlejohn Coliseum	Coppin Center	Cameron Indoor Stadium	Pharmed Arena	Donald L. Tucker Civic Center
Conference:	Southeastern Conference	Atlantic Coast	Atlantic Coast	Mid-Easter Athletic	Atlantic Coast	Sun Belt	Atlantic Coast
Nickname:	Tigers	Eagles	Lady Tigers	Eagles	Blue Devils	Golden Panthers	Seminoles
Colors:	Burnt Orange and Navy Blue	Maroon and Gold	Burnt Orange & NW Purple	Blue and Gold	Royal Blue and White	Blue and Gold	Garnet and Gold
President:	Dr. Ed Richardson	Rev. William P. Leahy, S.J.	James F. Barker	Dr. Stanley F. Battle	Dr. Richard H. Brodhead	Dr. Modesto A. Madinique	Dr. T.K. Wetherell
Athletic Director:	Jay Jacobs	Gene DeFilippo	Dr. Terry Don Phillips	Dr. Mary Wanza	Joe Alleva	Rick Mello	Dave Hart, Jr.
Head Coach:	Neill Fortner	Cathy Inglese	Cristy McKinney	Derek Brown	Gail Goestenkers	Cindy Russo	Sue Semrau
Alma Mater (Year):	Texas (1981)	Southern Conn. St. (1980)	NC State (1979)	Montclair State	Saginaw Valley St. (1985)	Old Dominion (1975)	California-San Diego (1985)
Career Record (Years):	47-39 (3)	359-225 (20)	224-160 (13)	109-86 (7)	364-97 (14)	593-252 (29)	136-128 (9)
Record at School (Years):	30-28 (2)	239-151 (13)	8-21 (1)	109-86 (7)	364-97 (14)	553-230 (27)	136-128 (9)
2005-06 Overall Record:	14-15	21-12	8-21	22-9	31-4	19-13	20-10
2005-06 Conf. Record (Finish):	4-10 (10th)	6-8 (t-6th)	2-12 (12th)	18-0 (1st)	12-2 (t-2nd)	9-5 (3rd)	10-4 (4th)
2005-06 Postseason:	n/a	2-1	n/a	n/a	5-1	n/a	1-1
2005-06 Final Ranking:	n/a	n/a	n/a	n/a	2, 2	n/a	n/a
Lettenwinners Returning/Lost:	8/3	6/4	6/5	10/5	9/4	11/1	8/5
Starters Returning/Lost:	3/2	3/2	1/4	4/1	3/2	4/1	2/3
Record against UM:	6-0	9-16	2-2	0-2	3-0	20-32	22-7
Last Meeting:	12/29/94	2/12/06	1/12/06	1/2/05	2/19/06	3/18/06	2/17/06
Winner (Score):	AU, 73-43	BC, 79-69	UM, 74-52	UM, 93-83	Duke, 99-93 (2OT)	UM, 95-83	FSU, 68-61
Streak:	AU, 6 games	BC, 1 game	UM, 2 games	UM, 2 games	Duke, 3 games	UM, 2 games	FSU, 2 games
Women's Basketball SID:	Carol White	Stephanie Tunnera	Christine Long	John Kneisly	Lindy Brown	Kevin Hassett	Tina Thomas
Phone:	334-844-9182	617-552-0524	864-656-1920	410-951-3744	919-684-2664	305-348-6024	950-644-1065
Email:	whitecr@auburn.edu	tunnera@bc.edu		jkneisly@coppin.edu	lbrown@duaa.duke.edu	hassett@fiu.edu	tthomas@mailier.fsu.edu
Fax:	334-844-9807	617-552-4903	864-656-0299	410-951-3718	919-684-2489	305-348-2963	950-644-3820
Press Row:		617-552-8989			919-684-6186	305-348-3702	950-224-8790

	Georgia State	Georgia Tech	Houston	Indiana	Jackson State	James Madison	Maryland
Location:	Atlanta, GA	Atlanta, GA	Houston, TX	Bloomington, IN	Jackson, MS	Harrisburgh, VA	College Park, MD
Founded:	1913	1885	1927	1820	1877	1908	1856
Enrollment:	26,000	16,000	35,400	38,903	8,500	16,900	35,329
Arena (Capacity):	GSU Sports Arena	Alexander Mem. Coliseum	Hofheinz Pavilion	Assembly Hall	Lee E. Williams Center	JMU Convocation Center	Comcast Center
Conference:	CAA	Atlantic Coast	Conference USA	Big Ten	Southwestern Athletic	Colonial Athletic Assoc.	Atlantic Coast
Nickname:	Panthers	Yellow Jackets	Cougars	Hoosiers	Tigers	Dukes	Terrapins
Colors:	Blue and White	Old Gold and White	Scarlet, White, and Navy	Cream and Crimson	Blue and White	Purple and Gold	Red, White, Black, and Gold
President:	Dr. Carl V. Patton	Dr. G. Wayne Clough	Dr. Jay Gogue	Dr. Adam W. Herbert	Ronald Mason Jr.	Dr. Linwood H. Rose	Dr. C.D. Mote Jr.
Athletic Director:	Mary McElroy	Dave Braine	Dave Maggard	Rick Greenspan	Robert Braddy	Jeff Bourne	Deborah A. Yow
Head Coach:	Lea Henry	MaChelle Joseph	Joe Curi	Felisha Legette-Jack	Denise Taylor	Kenny Brooks	Brenda Frese
Alma Mater (Year):	Tennessee (1983)	Purdue (1992)	Wayne State (1978)	Syracuse (1989)	Texas Southern	James Madison (1992)	Arizona (1993)
Career Record (Years):	253-210 (16)	41-44 (3)	271-207 (16)	54-63 (5)	141-113 (10)	71-46 (4)	141-75 (7)
Record at School (Years):	195-152 (12)	41-44 (3)	133-107 (8)	1st Year	67-50 (5)	71-46 (4)	84-45 (4)
2005-06 Overall Record:	9-20	14-15	12-17	19-14	17-14	24-7	34-4
2005-06 Conf. Record (Finish):	3-15 (11th)	2-12 (11th)	8-8 (t-6th)	9-7 (6th)	14-4 (2nd)	14-4 (2nd)	12-2 (t-2nd)
2005-06 Postseason:	n/a	n/a	n/a	n/a	0-1	n/a	6-0
2005-06 Final Ranking:	n/a	n/a	n/a	n/a	n/a	n/a	3, 1
Lettenwinners Returning/Lost:	8/5	9/6	6/2	6/3	8/1	8/1	8/3
Starters Returning/Lost:	3/2	4/1	4/1	3/2	4/1	5/0	5/0
Record against UM:	3-4	2-6	4-1	n/a	1-0	0-1	5-1
Last Meeting:	1/24/91	3/2/06	3/16/02	n/a	12/29/80	1/4/90	2/1/06
Winner (Score):	UM, (68-49)	GT, 79-62	UH, 83-76	n/a	JSU, 71-45	UM, 72-53	UMD, 88-77
Streak:	UM, 2 games	GT, 1 game	UH, 4 games	n/a	JSU, 1 game	UM, 1 game	UMD, 3 games
Women's Basketball SID:	Carlton White	Cheryl Watts	Ryan Koslen	Shana Daniels	Aaron Thompson	Milla Sue Wisecarver	Natalia Ciccone
Phone:	404-651-2071	404-894-5445	713-743-9391	812-855-9402	601-979-2274	540-568-6154	301-314-7063
Email:	athcdw@langate.gsu.edu	cwatts@at.gtaa.gatech.edu	rkoslen@uh.edu	sdaniel@indiana.edu	aaron.thompson@sums.edu	wisecams@jmu.edu	nciccone@umd.edu
Fax:	404-651-3204	404-894-1248	713-743-9411	812-855-9401	601-979-2000	540-568-3703	301-314-9094
Press Row:	404-651-0563	404-894-5458		812-855-2754		540-568-6710	301-314-8624

2006-07 Opponents

	Michigan	Mississippi	Nicholls State	North Carolina	NC State	San Francisco	Santa Clara
Location:	Ann Arbor, MI	Oxford, MS	Thibodaux, LA	Chapel Hill, NC	Raleigh, NC	San Francisco, CA	Santa Clara, CA
Founded:	1817	1848	1948	1789	1887	1855	1851
Enrollment:	37,306	16,498	7,482	26,878	29,957	7,800	8,397
Arena (Capacity):	Crisler Arena	C.M. "Tad" Smith Coliseum	Stopher Gymnasium	Carmichael Auditorium	Reynolds Coliseum	War Memorial Gym	Leavey Center
Conference:	Big Ten	Southeastern Conference	Southland	Atlantic Coast	Atlantic Coast	West Coast	West Coast
Nickname:	Wolverines	Lady Rebels	Lady Colonels	Tar Heels	Wolfpack	Dons	Broncos
Colors:	Maize and Blue	Cardinal Red & Navy Blue	Red and Gray	Carolina Blue and White	Red and White	Green and Gold	Red and White
President:	Mary Sue Coleman	Dr. Robert C. Khayat	Dr. Stephen T. Hulbert	Dr. James Moeser	Dr. James L. Oblinger	Fr. Stephen J. Privett, S.J.	Rev. Paul Locatelli, S.J.
Athletic Director:	William C. Martin	Peter Boone	Rob Bernardi	Dick Baddour	Lee Fowler	Debra Gore-Mann	Dan Coonan
Head Coach:	Cheryl Burnett	Carol Ross	Mark Cook	Sylvia Hatchell	Kay Yow	Tanya Haave	Michelle Bento-Jackson
Alma Mater (Year):	Kansas (1981)	Ole Miss (1982)	Wichita St. Univ. (1983)	Carson-Newman (1974)	East Carolina (1964)	Tennessee (1984)	Fresno State (1992)
Career Record (Years):	344-199 (18)	300-160 (16)	154-107 (8)	717-268 (31)	693-320 (36)	0-0 (First year)	65-57 (4)
Record at School (Years):	25-53 (3)	53-39 (4)	12-43 (3)	445-188 (20)	636-301 (32)	0-0 (First year)	65-57 (4)
2005-06 Overall Record:	6-23	17-14	4-23	33-2	19-12	9-20	19-12
2005-06 Conf. Record (Finish):	0-16 (11th)	5-9 (8th)	3-13 (11th)	13-1 (1st)	7-7 (5th)	4-10 (6th)	11-3 (t-1st)
2005-06 Postseason:	n/a	1-1	n/a	4-1	0-1	n/a	0-1
2005-06 Final Ranking:	n/a	n/a	n/a	1, 3	n/a	n/a	n/a
Lettenwinners Returning/Lost:	10/0	9/3	6/5	11/3	8/5	8/6	12/2
Starters Returning/Lost:	5/0	4/1	4/1	3/2	4/3	4/1	3/2
Record against UM:	0-1	1-1	n/a	6-2	6-0	n/a	n/a
Last Meeting:	12/28/89	1/3/91	n/a	1/9/06	1/26/06	n/a	n/a
Winner (Score):	UM, 72-64	UM, 66-64	n/a	UNC, 90-57	NCST, 83-77	n/a	n/a
Streak:	UM, 1 game	UM, 1 game	n/a	UNC, 3 games	NCST, 6 games	n/a	n/a
Women's Basketball SID:	Marc Ressler	Katy Lonergan	Michelle Keife	Bobby Hundley	Chennelle Miller	Ryan McCrary	Aaron Jaurez
Phone:	734-936-3457	662-915-7522	985-448-4282	919-843-5678	919-515-1183	415-422-6162	408-554-4659
Email:	mressler@umich.edu	lonergan@olemiss.edu	michelle.keife@nicholls.edu	bhundley@unca.unc.edu	chennelle_miller@ncsu.edu	mccrary@usfca.edu	ajuarez@scu.edu
Fax:	734-647-1188	662-915-7006	985-448-4290	919-962-0612	919-515-2898	415-422-2929	408-554-6942
Press Row:	734-998-7188		985-448-4294		919-513-1220		408-554-4655
	St. Mary's	Texas State	UW-Milwaukee	Virginia	Virginia Tech	Wake Forest	Wright State
Location:	Moraga, CA	San Marcos, TX	Milwaukee, WI	Charlottesville, VA	Blacksburg, VA	Winston-Salem, NC	Dayton, OH
Founded:	1863	1899	1885	1819	1872	1834	1964
Enrollment:	4,768	27,171	28,042	19,643	28,000	27,109	17,074
Arena (Capacity):	McKeon Pavillion	Strahan Coliseum	Klotsche Center	John Paul Jones Arena	Cassell Coliseum	Lawrence Joel Mem. Col.	Ervin J. Nutter Center
Conference:	West Coast	Southland	Horizon League	Atlantic Coast	Atlantic Coast	Atlantic Coast	Horizon League
Nickname:	Gaels	Bobcats	Panthers	Cavaliers	Hokies	Demon Deacons	Raiders
Colors:	Navy Blue and Red	Maroon and Gold	Black and Gold	Blue and Orange	Maroon & Burnt Orange	Old Gold and Black	Hunter Green and Gold
President:	Brother R. Gallagher, FSC	Dr. Denise M. Trauth	Dr. Carlos Santiago	John T. Casteen III	Dr. Charles Steger	Dr. Nathan Hatch	Dr. Kim Goldenberg
Athletic Director:	Mark Orr	Dr. Larry Teis	Bud Haidet	Craig Littlepage	Jim Weaver	Ron Wellman	Dr. Michael Cusack
Head Coach:	Paul Thomas	Suzanne Dox	Sandy Botham	Debbie Ryan	Beth Dunkenberg	Mike Petersen	Bridgett Williams
Alma Mater (Year):	Wayne State (1986)	Abilene Christian (1990)	Notre Dame (1988)	Ursinus (1975)	Randolph-Macon (1988)	NW Christian College (1983)	Southern Ill.-Carbondale (1993)
Career Record (Years):	235-108 (12)	224-178 (13)	187-123 (11)	632-263 (29)	103-62 (7)	217-158 (13)	67-132 (7)
Record at School (Years):	0-0 (First year)	107-145 (9)	165-119 (10)	632-263 (29)	38-22 (3)	29-31 (3)	57-86 (5)
2005-06 Overall Record:	12-16	17-11	22-9	20-12	21-10	12-16	12-16
2005-06 Conf. Record (Finish):	7-7 (5th)	9-7 (t-4th)	14-2 (t-1st)	5-9 (9th)	6-8 (t-6th)	3-11 (10th)	8-8 (t-5th)
2005-06 Postseason:	n/a	n/a	0-1	2-1	1-1	n/a	n/a
2005-06 Final Ranking:	n/a	n/a	n/a	n/a	n/a	n/a	n/a
Lettenwinners Returning/Lost:	8/4	7/5	13/3	9/1	7/5	5/8	6/4
Starters Returning/Lost:	4/1	2/3	3/2	4/1	1/4	2/5	4/1
Record against UM:	n/a	n/a	n/a	3-1	3-5	2-2	n/a
Last Meeting:	n/a	n/a	n/a	3/22/06	1/29/06	2/5/06	n/a
Winner (Score):	n/a	n/a	n/a	UVA, 83-72	UM, 77-62	UM, 79-71	n/a
Streak:	n/a	n/a	n/a	UVA, 2 games	UM, 1 game	UM, 1 game	n/a
Women's Basketball SID:	Ryan Reggiani	Steve Wilson	Kevin Conway	Cathy Bongiovi	Tonye Hurst	Scott Wortman	Matt Zircher
Phone:	925-631-4950	512-245-2988	414-229-2413	434-982-5534	540-231-8823	336-758-6099	937-775-2931
Email:	rreggiani@stmarys-ca.edu	swilson@txstate.edu	conway2@uwm.edu	cathyb@virginia.edu	tohurst@vt.edu	wortmasm@wfu.edu	matt.zircher@wright.edu
Fax:	925-631-4405	512-245-2967	414-229-6759	434-982-5525	540-231-6984	336-758-5140	937-775-2368
Press Row:	925-376-3906	512-245-2433		434-296-5910	540-231-3048	336-727-2945	937-775-4687

**KEEP YOUR EYE ON THE BALL.
LET LANIER DO THE REST.**



Lanier has a lineup of dedicated professionals ready to help your business compete in a tough game.

We offer an unmatched portfolio of high-impact solutions that help your team create high-quality materials for marketing, training, and sales.

Make your documents take you to the net. Call now to speak with a representative or visit www.lanier.com and learn more about how we can help you drive your business.

Lanier Worldwide, Inc.
305-821-2039



**MULTIFUNCTION
COPIERS –
DIGITAL, COLOR,
MONOCHROME**

PRINTERS

**FACSIMILE,
MULTIFUNCTIONAL**

DIGITAL DUPLICATORS

WIDE FORMAT SYSTEMS

**ELECTRONIC FILE
STORAGE/RETRIEVAL**

FACILITIES MANAGEMENT

SCANNING SERVICES

NETWORK SERVICES

SERVICE & SUPPORT

U miami.

Lanier is proud to support University of Miami basketball!

IN THIS SECTION...

2005-06 YEAR IN REVIEW

2005-06 Recap	94-95
2005-06 Results	96
2005-06 Individual Statistics	97
2005-06 Category Leaders	98
2005-06 Analysis	99
2005-06 Game-By-Game Comparison	100
2005-06 Boxscores	101-108

Renee Taylor and the Hurricanes knocked off ACC rival Georgia Tech in double overtime in the 2005-06 regular season finale.

2006-07 UNIVERSITY OF MIAMI WOMEN'S BASKETBALL

U **miami**™

PLAYERS
COACHES
UNIVERSITY
THE ACC
OPPONENTS
REVIEW
HISTORY
HONORS
RECORDS
MEDIA

Season Review

The Katie Meier Era Officially Begins

First-year head coach Katie Meier and the Hurricanes opened the 2005-06 season at home Nov. 18 with a 72-51 win over Samford. Meier and the Hurricanes returned a week later to host the UM Thanksgiving Tournament Nov. 25 and 26 featuring Bradley, Oakland and Duquesne.

Led by Tamara James and Renee Taylor, who combined for 45 points, Miami defeated Bradley 73-61 to kick off the tournament before going on to knock off Oakland 78-65 behind a 24-point performance by James.

Averaging 23.5 points and 11 rebounds over the two-day event, James garnered Tournament MVP honors while Melissa Knight was tabbed to the All-Tournament team.

Riding a three-game win-streak, Miami played host to George Mason Nov. 30 in hopes of avenging a 60-35 loss to the Patriots on the road the previous season. Despite a 24-point outing by James, UM could not overcome an early first-half deficit to fall to GMU 68-61 to suffer its first loss of the season.

The Hurricanes chance for redemption came just two days later with a Dec. 2 contest against Farleigh Dickinson. In what would prompt Meier to say "I have never, ever seen a performance like that in my life," James scored an impressive 31 points in just 15 minutes of action, hitting 8-of-14 shots from the field and a school record-tying 11-of-11 attempts from the free throw line in the 100-62 win over the Knights.

Miami returned the following night for their second game in as many days – one of three times UM would play back-to-back games during the season – and their fifth game in nine days to knock off Siena 76-47.

Facing cross-town rival Florida International Dec. 6, the Hurricanes, led by Taylor's 20 points, upended the Golden Panthers 75-63 holding FIU under a field goal in the final four minutes.

Up next was Dec. 10 match-up with a Hartford team that had defeated UM 63-54 last season on the road and entered this year's contest with a 6-1 record. However, this season it was UM who came out on top, forcing 25 turnovers with 16 steals while shooting 54.5 percent from the field to defeat the Hawks 82-62 for its fourth-straight victory.

The Final Non-Conference Tune-up

With a 7-1 overall record, Miami's first road game of the season took place over 2,300 miles away from Coral Gables in a Dec. 16 tilt versus Montana in Missoula, Mont. Plagued by foul trouble, Miami could not overcome Montana's free throw shooting, sending the Lady Grizz to the line a total of 45 times to fall 83-74.

The Hurricanes rebounded from the loss at Montana Dec. 20 with a win on the road against in-state rival UCF in Orlando, Fla. Against the Golden Knights, Taylor, who finished with a team-high 23 points, hit 5-of-6 attempts beyond the three-point line marking the second-highest single game three-point field goal percentage (.833) in school history.

Returning home Dec. 28 to host the two-day Hurricane Holiday Classic, Miami blew past North Carolina A&T 104-65 led by James, who hit 12-of-14 shots en route to a 30-point performance. The following night pitted UM against its first ranked opponent of the season in 25th-ranked Mississippi, whose roster included 2005 SEC Defensive Player of the Year Arminie Price.

After taking a five-point 79-70 lead into the half Miami jumped on the Rebels early in the second half, going up by as much as 11 at 54-43 seven minutes into the half.

Miami and Ole Miss traded baskets through the next nine minutes until, with 2:05 left to play, the Rebels put together a 7-0 run capped off by a layup to come within three points at 73-70 with 1:14 showing.

The Hurricanes responded on their next possession down the floor as, with the shot clock winding down, James kicked the ball out to senior guard Melissa Knight for a three-pointer from the wing with 43 seconds left to put UM up by six. Taylor would sink three free throws down the stretch as Miami held Ole Miss scoreless over the remainder of the game to seal the 79-70 victory.

Scoring 26 points in the win over Ole Miss and hitting 22-of-25 attempts from the field in the back-to-back victories, James once again was named the tournament's most valuable player.

Battling the Atlantic Coast Conference

Miami opened ACC play with an overall record of 11-2 Jan. 5 on the road in Atlanta, Ga. against Georgia Tech – one of three times UM would face the Yellow Jackets in 2005-06.

Georgia Tech narrowed the UM lead to six at 39-35 just under four minutes into the second half on a spinning lay up by Stephanie Higgs, who would finish with a game-high 21 points and 11 rebounds. Six minutes later Higgs found Katrina Wilson who hit a shot to shorten Miami's lead to four at 50-46.

Taylor answered with a jumper on Miami's next possession down to put UM up by six at 52-46 with 9:09 remaining. Knight knocked down a three-pointer in transition to give UM a seven-point, 59-52 lead with under five minutes left and minutes later took a steal from mid-court in to score to put UM ahead 61-55.

Miami held off the Yellow Jackets for the remainder of the game, taking the 75-63 victory. James and Taylor each scored 18 points while Brittany Denson, who hit 6-of-10 shots, turned in a career-best 16-point outing which would later land her ACC Player of the Week honors.

The Hurricanes returned home Jan. 9 for a match-up with fourth-ranked North Carolina at the BankUnited Center.

The Tarheels, who later went on to claim the ACC Championship and advance to 2006 NCAA Final Four, proved to be too much for UM, hitting 10 three-pointers in the first half en route to a 90-57 victory.

Following the UNC loss, UM headed to Clemson, S.C., Jan. 12 where, thanks to 18 second-half points by James and 23-point effort by Knight, who hit 5-of-6 three-point attempts to tie Taylor's mark set earlier in the season against UCF, the Hurricanes toppled the Tigers 74-52.

Miami then broke from ACC play Jan. 15 to participate in the 2006 ACC/SEC Russell Athletic Shootout in Duluth, Ga. where they squared off with 13th-ranked Georgia.

James rattled off 26 points and nine rebounds, but was the only UM player to score in double figures as Georgia went on to overtake UM 74-59.

For the second time in four games, Miami returned to Coral Gables to face a nationally-ranked ACC opponent, this time taking on No. 21 Boston College Jan. 19.

Unlike the UNC game, Miami's defensive efforts stepped up, forcing 29 Boston College turnovers. Thanks to a 25-3 run over the last part of the first half and the start of the second and 46 combined points from James and Taylor, the Hurricanes defeated Boston College 82-68.

Three days later, UM hosted Virginia and despite hitting 52.2 percent from the field in the second half and a 21-point outing by Taylor, Miami could not overtake the Cavaliers, falling 77-65 at the BankUnited Center.

Up next for the Hurricanes was a Jan. 26 trip to Raleigh, N.C. where they faced ACC rival NC State.

The Hurricanes battled and cut the lead down to 82-77 on a Tamara James three-pointer with 28 seconds remaining, but could not answer again missing a pair of shots in the closing seconds to fall 83-77 to the Wolfpack. For the second time this season Taylor would hit 5-of-6 three-point attempts as part of a 29-point performance.

Down the Stretch

Heading back home in an attempt to snap a two-game slide, the Hurricanes returned to the BankUnited Center Jan. 29 facing No. 25 Virginia Tech, who was in the middle of a three-game losing streak.

From the beginning, the Hurricanes set the tone against the Hokies and, with 21 points from Taylor and 15 from Knight, maintained a double-digit lead for most of the game in the 77-62 victory – UM's third over a ranked team.

Coming off the Virginia Tech game, Miami hit the road for a Feb. 1 contest at eventual 2006 NCAA Champion Maryland.

Held to four points before halftime, James scored five in the opening two minutes of the second half during a 16-3 run that lifted the Hurricanes into a tie at 44. Maryland regained the lead on a three-point play by Marissa Coleman, and minutes later two free throws by Harper and a basket by Jade Perry put the Terrapins up 58-52. Miami twice got within a point before Maryland finally shook off the aggressive Hurricanes.

The Terrapins led 67-66 before Coleman made two free throws to spark an 8-0 run that made it 75-66 with 3:58 left. Shay Doron ended the spree with her fourth 3-pointer in four tries while Maryland went on to the 88-77 victory.

UM then headed to Winston-Salem, N.C. Feb. 5 to take on Wake Forest at Lawrence Joel Coliseum.

After taking a 42-35 lead into the half, Miami stretched its margin to 11 points in the opening five minutes of the second period, with Katie Hayek's 3-pointer putting the Hurricanes up 53-42 with 15:55 left.

Wake Forest mounted another rally, with Groves scoring seven of the Demon Deacons' next 10 points to cut Miami's lead to 53-52 with 13:05 remaining.

Wake Forest could not sustain the momentum and the Hurricanes began pulling away. Miami led by as many as 12 points, going ahead 71-59 when Knight hit a pair of free throws with 4:31 left. Knight, one of four UM players to score double figures, finished with a team-high 17 points as UM defeated the Demon Deacons 79-71.

Following the Wake Forest game, Miami returned to Coral Gables to face ACC rival Florida State. Shooting just 32.1 percent from the field, FSU limited Miami's offensive production to just 18 field goals to upend the Hurricanes 79-54.

Miami took to the road following the Florida State loss, heading to Chestnut Hill for a Feb. 12 rematch with No. 21 Boston College. This time, thanks to Brooke Queenan's career-high 25 points and eight rebounds, the Eagles came out on top in a 79-69 victory over Miami in a game played in front nearly 200 fans Sunday because of a severe snowstorm in the Northeast.

Adding injury to insult, Denson, who was averaging 5.7 points and 5.3 rebounds per game, was lost for the season the following day when she tore her ACL the following practice.

For the second time in three games, Miami squared off with in-state rival Florida State, this time in a Feb. 17 match up in Tallahassee.

James' 20 points was not enough as Miami gave up 27 points on 25 turnovers to fall to Florida State 68-61 at the Donald L. Tucker Center. As a team, the Hurricanes outshot the Seminoles 40.7-to-36.4 percent from the floor, but could not overcome a 13-to-6 second-half turnover difference to drop their second game of the season to FSU.

With just two days rest, Miami returned to the court Feb. 17 to face head coach Katie Meier's alma mater, Duke, who entered the game ranked No. 1 in the nation.

Hanging with the Blue Devils for most of the game, Miami rallied from a 70-63 deficit in the final 48 seconds of regulation and were within 72-70 after James' two free throws 20.9 seconds left. Duke's Monique Currie converted on only one of two free throws with 16.6 seconds remaining, allowing Miami an opportunity to tie the game.

The Hurricanes had been down 73-70 with 3.6 seconds left in regulation before James, who retrieved Katie Hayek's missed 3-pointer and was fouled by Wanisha Smith as she attempted a 3-point shot, hit three free throws to tie the game.

In a back-and-forth first over time Albrey Grimsley hit a short jumper with 31 seconds in the first overtime to tie the game at 78.

Lindsey Harding's turnover with 11 seconds remaining gave UM one last chance to win in the first overtime, but Chante Black blocked a Taylor drive with one second left sent the game into a second overtime.

In the second overtime, it took an impressive performance by Currie, who scored 15 of her 43 points in the second overtime, to help top-ranked Duke avoid an upset with a 99-93 win over Miami.

Rebounding from the double-overtime heartbreaker to Duke, UM readied itself for the regular season finale in a Feb. 26 rematch with a Georgia Tech team it had defeated earlier in the season in Atlanta.

Against the Yellow Jackets James recorded one of the more memorable games of her UM career, scoring a season-high 37 points to lead Miami past Georgia Tech 90-85 in another double-overtime thriller.

With UM up 66-63 with 4:52 left, the Yellow Jackets battled back as Jill Ingram scored four of her team-high 20 points on back-to-back baskets to put Georgia Tech ahead 69-68 with 2:29 remaining.

Miami answered on its next possession as Knight hit a wide-open three from the top of the key to put UM up 71-69 with just over two minutes left to play. With under 20 seconds remaining, Tech's Stephanie Higgs missed a scoring opportunity, but teammate Kasha Terry grabbed the offensive rebound and followed with the put-back to time the game at 71-all with 15 seconds showing.

Coming out of a timeout, Miami worked the ball to James who drove into the lane and hit a turnaround jumper in the paint with three seconds left over two defenders to push UM ahead 73-71.

Not to be outdone, Georgia Tech's Janie Mitchell managed to get off a shot that fell through as time expired to send the game into the first overtime. In the first overtime, Ingram gave the Yellow Jackets the 79-77 go ahead basket with 1:25 showing.

Georgia Tech would hold the lead until UM's last possession when James came off a Knight screen to hit the game-tying three-pointer which would lead to a second overtime.

In the second overtime, Miami would never trail following a three-pointer by junior guard Renee Taylor, who finished with 22 points.

With the win over the Yellow Jackets, Miami wrapped up the regular season with an overall record of 16-11 and, after being picked to finish 11th in the league in the preseason polls, finished sixth in the ACC with a 6-8 mark in league games.

The following day, it was announced that James, who led the ACC in scoring throughout the regular season, averaging 20.9 points per game and was the only player in the league to score in double figures in all 27 regular season games, was named to the First Team All-ACC team. Also earning league accolades was Taylor, who ranked sixth in the league in scoring with 15.6 points per game to receive All-ACC Honorable Mention honors.

Postseason Play

Heading into the 2006 ACC Women's Basketball Tournament in Greensboro, N.C., the Hurricanes drew a first-round match-up with Georgia Tech, mark the third time this season and the second-consecutive contest between the two teams.

Unlike the first two meetings, Miami fell short as Georgia Tech, outscoring UM 28-12 in the final seven minutes of play, knocked off the sixth-seeded Hurricanes 79-62.

Four UM starters scored double figures, led by senior forward Tamara James' 18, but it wasn't enough as UM was out-rebounded 47-31 by a Georgia Tech team that shot 47.5 percent from the floor.

After the conclusion of the ACC Championship, the Hurricanes, with an overall record of 16-12, earned a berth into the 2006 Women's National Invitational Tournament.

Miami's first-round match-up would be familiar one, facing cross-town rival Florida International at the BankUnited Center for the second time in the season.

In UM's first postseason appearance since the 2003-04 season and just the 10th in the school history, James netting a game-high 32 points surpassed former Hurricane Maria Rivera to become Miami's all-time leading scorer as Miami downed FIU 95-83.

Heading into the game just 15 points behind Rivera, who recorded 2,358 career points from 1984-88, James moved passed the UM Hall of Famer at the 13:50 mark of the second half, scoring off a steal and pass from teammate Amy Audibert to become Miami's all-time leading scorer in men's or women's basketball.

Advancing to the second round of a postseason tournament since 2001, Miami once again drew a match-up with team it previously faced during the course of the season, this time facing ACC rival Virginia.

Unfortunately, Miami would see its season come to a close on the road against the Cavaliers. After trailing by as much as 20, UM put together a 20-5 late second half run to come within points of the lead, but could not overcome Virginia falling 83-72, closing out the 2005-06 season with an overall record of 17-13.

James Takes the Step to the WNBA

Following the conclusion of the season, the individual accolades continued to pour in for James, who garnered Full Court Press Third Team, Women's Basketball New Service Second Team and both AP and Kodak/WBCA Honorable Mention Honors.

Throughout the season, she averaged a league-leading 21.5 points per game and was the only player in the ACC to score in double figures every game played. Her 21.5 points per game and 645 total points both rank seventh all-time in the UM single season record books.

She led the league in both 30-point (6) and 20-point (16) games, ranked first in the ACC in steals per game (3.1) and first on the UM roster in rebounding (7.6 rpg).

Connecting on 53-of-137 three point attempts, she recorded the fourth-highest single season three point percentage (.387) in school history. Her 53 three-pointers are the third-highest and the 137 attempts marks the eighth-highest single season total at UM.

Equally impressive from the free throw line, James notched the fourth-highest single season free throw percentage at UM, hitting an impressive 83.0 percent from the charity stripe. She hit 156 free throws, which was good for second all time, on 188 attempts, the fourth-highest total at UM.

James finished her UM playing career as the school's all-time leader in points (2,406), free throws made (520) and free throws attempted (664). She ranks among the top three all-time in nine different categories and is listed among the top five all-time in 13 different categories.

On April 5 James furthered her legacy at UM when she was taken by the Washington Mystics in the first round as the eighth overall pick in 2006 WNBA Draft held at the Boston Convention and Exhibition Center.

She became the first UM player in the WNBA's 10-year history to be selected in the first round. She is just the second player in school history to be taken in the WNBA Draft, joining former Hurricane Octavia Blue who was a second round (15th overall) pick by the Los Angeles Sparks in 1998.

The selection of James in the 2006 WNBA Draft closed the chapter on one of the greatest careers in UM history, but more importantly set the cornerstone of perhaps greater things to come under the direction of head coach Katie Meier, whose 17 wins in her first season placed her tied for third among all current ACC coaches' records in their first season at their respective schools.

PLAYERS
COACHES
UNIVERSITY
THE ACC
OPPONENTS
REVIEW
HISTORY
HONORS
RECORDS
MEDIA

2005-06 Results

Record:	Overall	Home	Away	Neutral
All Games	17-13	13-5	4-6	0-2
ACC Games	6-8	3-4	3-4	0-0
Non-Conference Games	11-5	10-1	1-2	0-2

Date	Time	Opponent	Score	Attend	High Points	High Rebounds
11/18/05	7:00 p.m.	SAMFORD	W 72-51	975	(17) Tamara James	(12) Imani Dhahabu
11/25/05	7:30 p.m.	# BRADLEY	W 73-61	707	(23) Tamara James	(10) Tamara James
11/26/05	8:20 p.m.	# OAKLAND	W 78-65	640	(24) Tamara James	(12) Tamara James
11/30/05	7:05 p.m.	GEORGE MASON	61-68 L	474	(24) Tamara James	(7) Tamara James (7) Brittany Denson
12/02/05	7:05 p.m.	FAIRLEIGH DICKINSON	W 100-62	639	(31) Tamara James	(7) Imani Dhahabu
12/03/05	5:05 p.m.	SIENA	W 76-47	591	(22) Tamara James	(6) Brittany Denson
12/06/05	7:00 p.m.	FIU	W 75-63	793	(20) Renee Taylor	(14) Tamara James
12/10/05	4:30 p.m.	HARTFORD	W 82-62	780	(22) Tamara James	(8) Tamara James (8) Brittany Denson
12/16/05	7:05 p.m.	at Montana	74-83 L	3454	(18) Renee Taylor	(10) Brittany Denson
12/20/05	7:00 pm	at UCF	W 82-72	251	(23) Renee Taylor	(11) Tamara James
12/28/05	7:00 p.m.	\$ NORTH CAROLINA A&T	W 104-65	1090	(30) Tamara James	(11) Brittany Denson
12/29/05	7:00 p.m.	\$ (-/25) MISSISSIPPI	W 79-70	719	(26) Tamara James	(8) Tamara James
01/05/06	7:06 p.m.	* at Georgia Tech	W 75-63	945	(18) Tamara James (18) Renee Taylor	(8) Tamara James
01/09/06	7:00 p.m.	* (4/5) NORTH CAROLINA	57-90 L	1836	(14) Melissa Knight	(10) Tamara James
01/12/06	7:00 PM	* at Clemson	W 74-52	1000	(23) Melissa Knight	(9) Tamara James
01/15/06	3:20 p.m.	% vs (13/17) Georgia	59-74 L	5217	(26) Tamara James	(9) Tamara James
01/19/06	7:00 p.m.	* (22/21) BOSTON COLLEGE	W 82-68	841	(25) Tamara James	(8) Albrey Grimsley
01/22/06	2:00 p.m.	* VIRGINIA	65-77 L	824	(21) Renee Taylor	(9) Tamara James
01/26/06	7 pm	* at NC State	77-83 L	2355	(29) Renee Taylor	(7) Imani Dhahabu (7) Tamara James
01/29/06	3:00 p.m.	* (25/-) VIRGINIA TECH	W 77-62	1280	(21) Renee Taylor	(11) Tamara James
02/01/06	7:00 p.m.	* at (6/6) Maryland	77-88 L	3080	(21) Renee Taylor	(7) Lamese James
02/05/06	3:05 PM	* at Wake Forest	W 79-71	1483	(17) Melissa Knight	(8) Lamese James
02/09/06	7:00 p.m.	* FLORIDA STATE	54-79 L	1317	(16) Renee Taylor	(6) Lamese James
02/12/06	2:00 p.m.	* at (21/22) Boston College	69-79 L	813	(18) Tamara James	(5) LaToya Cunningham
02/17/06	8:30 p.m.	* at Florida State	61-68 L	1369	(20) Tamara James	(7) Albrey Grimsley (7) Tamara James
02/19/06	4:00 p.m.	* (1/1) DUKE	93-99 LOT	1648	(32) Tamara James	(11) Tamara James
02/26/06	1:00 p.m.	* GEORGIA TECH	WOT 90-85	1948	(37) Tamara James	(9) Lamese James
03/02/06	9:30 p.m.	! vs Georgia Tech	62-79 L	5611	(18) Tamara James	(9) Tamara James
03/18/06	7:00 p.m.	+ FIU	W 95-83	1089	(32) Tamara James	(9) Tamara James
03/22/06	7 p.m.	# at Virginia	72-83 L	1541	(31) Tamara James	(10) Tamara James

* = ACC game
 # = UM Thanksgiving Tournament (Coral Gables, Fla.)
 \$ = Hurricane Holiday Classic (Coral Gables, Fla.)
 % = ACC/SEC Russell Athletic Shootout (Duluth, Ga.)
 ! = 2006 ACC Tournament (Greensboro, N.C.)
 + = 2006 WNIT First Round (Coral Gables, Fla.)
 Ranking listed as (AP/ESPN-USA Today Coaches)

Attendance

	Games	Totals	Avg/G
Home	18	18191	1011
Away	10	16291	1629
Neutral	2	10828	5414
Total	30	45310	1510



Among Miami's and Amy Audibert's (pictured) 13 victories at the BankUnited Center was a Dec. 16 victory over Hartford.

2005-06 Individual Statistics

#	Player	GP-GS	Min	Avg	TOTAL		3-PTS		FREE THROWS		REBOUNDS		PF	FO	A	TO	Blk	Stl	Pts	Avg		
					FG-FGA	Pct	3FG-FGA	Pct	FT-FTA	Pct	Off-Def-Tot	Avg										
02	Tamara James	30-30	983	32.8	218-449	.486	53-137	.387	156-188	.830	61-172-233	7.8	80	0	70	103	11	93	645	21.5		
	ACC-Only	14-14	497	35.5	90-210	.429	19-70	.271	75-89	.843	22-74-96	6.9	39	0	32	50	2	44	274	19.6		
21	Renee Taylor	30-29	968	32.3	153-384	.398	49-150	.327	112-134	.836	27-50-77	2.6	67	2	115	119	0	71	467	15.6		
	ACC-Only	14-14	494	35.3	74-189	.392	23-73	.315	67-79	.848	12-20-32	2.3	34	2	52	59	0	40	238	17.0		
03	Melissa Knight	30-30	831	27.7	130-261	.498	53-132	.402	39-51	.765	27-62-89	3.0	80	3	51	57	11	45	352	11.7		
	ACC-Only	14-14	383	27.4	57-114	.500	30-63	.476	16-19	.842	10-29-39	2.8	39	1	13	26	4	12	160	11.4		
32	Brittany Denson	22-11	417	19.0	49-107	.458	0-0	.000	28-52	.538	50-67-117	5.3	71	3	18	49	30	26	126	5.7		
	ACC-Only	10-5	179	17.9	24-51	.471	0-0	.000	8-19	.421	17-25-42	4.2	34	3	7	28	15	11	56	5.6		
40	Katie Hayek	30-30	598	19.9	56-152	.368	33-108	.306	16-18	.889	11-29-40	1.3	44	0	38	38	4	18	161	5.4		
	ACC-Only	14-14	275	19.6	25-72	.347	17-55	.309	5-6	.833	5-9-14	1.0	22	0	17	12	2	9	72	5.1		
04	Lamese James	30-12	458	15.3	55-114	.482	6-21	.286	23-37	.622	34-84-118	3.9	53	1	14	43	13	25	139	4.6		
	ACC-Only	14-9	212	15.1	26-57	.456	2-9	.222	14-20	.700	16-42-58	4.1	25	1	6	20	4	16	68	4.9		
20	Albrey Grimsley	30-0	601	20.0	56-119	.471	1-9	.111	23-40	.575	34-70-104	3.5	59	0	62	78	8	30	136	4.5		
	ACC-Only	14-0	316	22.6	32-60	.533	0-4	.000	13-18	.722	16-36-52	3.7	29	0	29	46	5	17	77	5.5		
23	LaToya Cunningham	30-1	686	22.9	47-147	.320	23-89	.258	15-25	.600	12-51-63	2.1	55	1	51	31	0	15	132	4.4		
	ACC-Only	14-0	307	21.9	14-50	.280	8-32	.250	6-10	.600	10-22-32	2.3	25	0	19	13	0	5	42	3.0		
05	Imani Dhahabu	19-7	229	12.1	28-63	.444	0-0	.000	12-16	.750	29-32-61	3.2	51	3	7	21	7	11	68	3.6		
	ACC-Only	10-0	108	10.8	12-29	.414	0-0	.000	0-0	.000	11-12-23	2.3	25	1	2	9	2	7	24	2.4		
30	S. Eskinazi-Budge	4-0	33	8.3	2-6	.333	2-4	.500	2-5	.400	1-4-5	1.3	4	0	3	2	0	1	8	2.0		
	ACC-Only	4-0	33	8.3	2-6	.333	2-4	.500	2-5	.400	1-4-5	1.3	4	0	3	2	0	1	8	2.0		
01	Tatjana Marincic	16-0	85	5.3	7-16	.438	1-2	.500	5-6	.833	4-11-15	0.9	7	0	2	7	4	5	20	1.3		
	ACC-Only	7-0	20	2.9	1-3	.333	1-2	.500	0-0	.000	2-2-4	0.6	2	0	0	1	0	1	3	0.4		
00	Amy Audibert	24-0	211	8.8	7-23	.304	0-0	.000	6-11	.545	8-22-30	1.3	29	1	6	12	7	4	20	0.8		
	ACC-Only	10-0	76	7.6	3-8	.375	0-0	.000	2-6	.333	3-6-9	0.9	10	0	0	4	1	3	8	0.8		
TM TEAM											53-74-127	4.2	0				17					
ACC-Only											28-41-69	4.9	0				10					
Total		30	6100		808-1841	.439	221-652	.339	437-583	.750	351-728-1079	36.0	600	15	437	577	95	344	2274	75.8		
	ACC-Only	14	2900		360-849	.424	102-312	.327	208-271	.768	153-322-475	33.9	288	8	180	280	35	166	1030	73.6		
Opponents		30	6100		773-1825	.424	164-484	.339	442-643	.687	440-773-1213	40.4	532	-	418	645	87	293	2152	71.7		
	ACC-Only	14	2900		387-857	.452	77-219	.352	213-316	.674	213-375-588	42.0	242	7	214	300	42	147	1064	76.0		



In 2005-06 Renee Taylor finished sixth in the ACC scoring (15.6), second in free throw percentage (.836), third in steals per game (2.37) and 10th in assists per game (3.83).

2005-06 Category Leaders

- PLAYERS
- COACHES
- UNIVERSITY
- THE ACC
- OPPONENTS
- REVIEW
- HISTORY
- HONORS
- RECORDS
- MEDIA

FG PERCENTAGE

	FG	ATT	Pct
1. Melissa Knight	130	261	.498
2. Tamara James	218	449	.486
3. Lamese James	55	114	.482
4. Albreys Grimsley	56	119	.471
5. Brittany Denson	49	107	.458
6. Imani Dhahabu	28	63	.444
7. Renee Taylor	153	384	.398
8. Katie Hayek	56	152	.368
9. LaToya Cunningham	47	147	.320
10. Amy Audibert	7	23	.304

FIELD GOAL ATTEMPTS

	G	Att	Att/G
1. Tamara James	30	449	15.0
2. Renee Taylor	30	384	12.8
3. Melissa Knight	30	261	8.7
4. Katie Hayek	30	152	5.1
5. LaToya Cunningham	30	147	4.9

FIELD GOALS MADE

	G	Made	Made/G
1. Tamara James	30	218	7.3
2. Renee Taylor	30	153	5.1
3. Melissa Knight	30	130	4.3
4. Katie Hayek	30	56	1.9
5. Albreys Grimsley	30	56	1.9

3-POINT PERCENTAGE

	3FG	ATT	Pct
1. Melissa Knight	53	132	.402
2. Tamara James	53	137	.387
3. Renee Taylor	49	150	.327
4. Katie Hayek	33	108	.306
5. Lamese James	6	21	.286
6. LaToya Cunningham	23	89	.258
7. Albreys Grimsley	1	9	.111

3-POINT FG ATTEMPTS

	G	Att	Att/G
1. Renee Taylor	30	150	5.0
2. Tamara James	30	137	4.6
3. Melissa Knight	30	132	4.4
4. Katie Hayek	30	108	3.6
5. LaToya Cunningham	30	89	3.0

3-POINT FGS MADE

	G	Made	Made/G
1. Melissa Knight	30	53	1.8
2. Tamara James	30	53	1.8
3. Renee Taylor	30	49	1.6
4. Katie Hayek	30	33	1.1
5. LaToya Cunningham	30	23	0.8

FT PERCENTAGE

	FT	ATT	Pct
1. Katie Hayek	16	18	.889
2. Renee Taylor	112	134	.836
3. Tamara James	156	188	.830
4. Melissa Knight	39	51	.765
5. Imani Dhahabu	12	16	.750
6. Lamese James	23	37	.622
7. LaToya Cunningham	15	25	.600
8. Albreys Grimsley	23	40	.575
9. Amy Audibert	6	11	.545
10. Brittany Denson	28	52	.538

FREE THROW ATTEMPTS

	G	Att	Att/G
1. Tamara James	30	188	6.3
2. Renee Taylor	30	134	4.5
3. Brittany Denson	22	52	2.4
4. Melissa Knight	30	51	1.7
5. Albreys Grimsley	30	40	1.3

FREE THROWS MADE

	G	Made	Made/G
1. Tamara James	30	156	5.2
2. Renee Taylor	30	112	3.7
3. Melissa Knight	30	39	1.3
4. Brittany Denson	22	28	1.3
5. Albreys Grimsley	30	23	0.8
6. Lamese James	30	23	0.8

POINTS

	G	Pts	Pts/G
1. Tamara James	30	645	21.5
2. Renee Taylor	30	467	15.6
3. Melissa Knight	30	352	11.7
4. Katie Hayek	30	161	5.4
5. Lamese James	30	139	4.6
6. Albreys Grimsley	30	136	4.5
7. LaToya Cunningham	30	132	4.4
8. Brittany Denson	22	126	5.7
9. Imani Dhahabu	19	68	3.6
10. Amy Audibert	24	20	0.8
11. Tatjana Marincic	16	20	1.3
12. S. Eskinazi-Budge	4	8	2.0

SCORING AVERAGE

	G	Pts	Avg/G
1. Tamara James	30	645	21.5
2. Renee Taylor	30	467	15.6
3. Melissa Knight	30	352	11.7
4. Brittany Denson	22	126	5.7
5. Katie Hayek	30	161	5.4
6. Lamese James	30	139	4.6
7. Albreys Grimsley	30	136	4.5
8. LaToya Cunningham	30	132	4.4
9. Imani Dhahabu	19	68	3.6
10. S. Eskinazi-Budge	4	8	2.0
11. Tatjana Marincic	16	20	1.3
12. Amy Audibert	24	20	0.8

REBOUNDS

	G	Reb	Reb/G
1. Tamara James	30	233	7.8
2. Lamese James	30	118	3.9
3. Brittany Denson	22	117	5.3
4. Albreys Grimsley	30	104	3.5
5. Melissa Knight	30	89	3.0

REBOUND AVERAGE

	G	Reb	Avg/G
1. Tamara James	30	233	7.8
2. Brittany Denson	22	117	5.3
3. Lamese James	30	118	3.9
4. Albreys Grimsley	30	104	3.5
5. Imani Dhahabu	19	61	3.2

ASSISTS

	G	No.	A/G
1. Renee Taylor	30	115	3.8
2. Tamara James	30	70	2.3
3. Albreys Grimsley	30	62	2.1
4. Melissa Knight	30	51	1.7
5. LaToya Cunningham	30	51	1.7

STEALS

	G	No.	S/G
1. Tamara James	30	93	3.1
2. Renee Taylor	30	71	2.4
3. Melissa Knight	30	45	1.5
4. Albreys Grimsley	30	30	1.0
5. Brittany Denson	22	26	1.2

OFFENSIVE REBOUNDS

	G	No.	Avg/G
1. Tamara James	30	61	2.0
2. Brittany Denson	22	50	2.3
3. Lamese James	30	34	1.1
4. Albreys Grimsley	30	34	1.1
5. Imani Dhahabu	19	29	1.5

DEFENSIVE REBOUNDS

	G	No.	Avg/G
1. Tamara James	30	172	5.7
2. Lamese James	30	84	2.8
3. Albreys Grimsley	30	70	2.3
4. Brittany Denson	22	67	3.0
5. Melissa Knight	30	62	2.1

BLOCKED SHOTS

	G	No.	Blk/G
1. Brittany Denson	22	30	1.4
2. Lamese James	30	13	0.4
3. Melissa Knight	30	11	0.4
4. Tamara James	30	11	0.4
5. Albreys Grimsley	30	8	0.3

MINUTES

	G	No.	Min/G
1. Tamara James	30	983	32.8
2. Renee Taylor	30	968	32.3
3. Melissa Knight	30	831	27.7
4. LaToya Cunningham	30	686	22.9
5. Albreys Grimsley	30	601	20.0

FOULS

	G	No.	Per/G
1. Melissa Knight	30	80	2.7
2. Tamara James	30	80	2.7
3. Brittany Denson	22	71	3.2
4. Renee Taylor	30	67	2.2
5. Albreys Grimsley	30	59	2.0

FOULOUTS

	G	No.
1. Imani Dhahabu	19	3
2. Melissa Knight	30	3
3. Brittany Denson	22	3
4. Renee Taylor	30	2
5. LaToya Cunningham	30	1
6. Amy Audibert	24	1
7. Lamese James	30	1

TURNOVERS

	G	No.	TO/G
1. Renee Taylor	30	119	4.0
2. Tamara James	30	103	3.4
3. Albreys Grimsley	30	78	2.6
4. Melissa Knight	30	57	1.9
5. Brittany Denson	22	49	2.2

2005-06 Analysis

Miami - TEAM GAME HIGHS

POINTS	104	vs North Carolina A&T (12/28/05)
FIELD GOALS MADE	41	vs North Carolina A&T (12/28/05)
FIELD GOAL ATTEMPTS	82	at (6/6) Maryland (02/01/06)
FIELD GOAL PERCENTAGE	.621 (41-66)	vs North Carolina A&T (12/28/05)
3 PT FIELD GOALS MADE	14	vs FIU (03/18/06)
3 PT FG ATTEMPTS	30	at Wake Forest (02/05/06)
	30	vs Samford (11/18/05)
3 PT FG PERCENTAGE	.565 (13-23)	at UCF (12/20/05)
FREE THROWS MADE	30	vs Fairleigh Dickinson (12/02/05)
FREE THROW ATTEMPTS	34	vs Fairleigh Dickinson (12/02/05)
FREE THROW PERCENTAGE	.900 (9-10)	at (6/6) Maryland (02/01/06)
REBOUNDS	49	vs North Carolina A&T (12/28/05)
ASSISTS	32	vs North Carolina A&T (12/28/05)
STEALS	19	vs Fairleigh Dickinson (12/02/05)
BLOCKED SHOTS	11	vs North Carolina A&T (12/28/05)
TURNOVERS	30	vs (4/5) North Carolina (01/09/06)
FOULS	32	vs (1/1) Duke (02/19/06)

Opponent - GAME HIGHS

POINTS	99	vs (1/1) Duke (02/19/06)
FIELD GOALS MADE	38	vs Georgia Tech (02/26/06)
FIELD GOAL ATTEMPTS	75	vs Georgia Tech (02/26/06)
	75	vs North Carolina A&T (12/28/05)
FIELD GOAL PERCENTAGE	.560 (28-50)	vs (22/21) Boston College (01/19/06)
3 PT FIELD GOALS MADE	13	vs (4/5) North Carolina (01/09/06)
3 PT FG ATTEMPTS	32	vs (4/5) North Carolina (01/09/06)
3 PT FG PERCENTAGE	.600 (9-15)	at Virginia (03/22/06)
FREE THROWS MADE	37	at Montana (12/16/05)
FREE THROW ATTEMPTS	45	at Montana (12/16/05)
FREE THROW PERCENTAGE	1.000 (11-11)	vs (22/21) Boston College (01/19/06)
	1.000 (5-5)	vs Oakland (11/26/05)
REBOUNDS	54	at (6/6) Maryland (02/01/06)
ASSISTS	24	vs (4/5) North Carolina (01/09/06)
STEALS	19	vs (4/5) North Carolina (01/09/06)
BLOCKED SHOTS	8	vs (1/1) Duke (02/19/06)
	8	vs FIU (12/06/05)
TURNOVERS	30	vs Fairleigh Dickinson (12/02/05)
FOULS	25	vs Samford (11/18/05)



Led by Tamara James' 30 points, and a school-record tying 32 assists, Miami upended North Carolina A&T 104-65 Dec. 28 in UM's highest point total of the the 2005-06 season.

Miami - GAME LOWS

POINTS	54	vs Florida State (02/09/06)
FIELD GOALS MADE	18	vs Florida State (02/09/06)
FIELD GOAL ATTEMPTS	50	vs (25-) Virginia Tech (01/29/06)
FIELD GOAL PERCENTAGE	.321 (18-56)	vs Florida State (02/09/06)
3 PT FIELD GOALS MADE	3	vs Siena (12/03/05)
	3	vs (13/17) Georgia (01/15/06)
	3	at Florida State (02/17/06)
3 PT FG ATTEMPTS	10	vs Siena (12/03/05)
3 PT FG PERCENTAGE	.167 (4-24)	vs George Mason (11/30/05)
FREE THROWS MADE	5	at NC State (01/26/06)
FREE THROW ATTEMPTS	7	at NC State (01/26/06)
FREE THROW PERCENTAGE	.563 (18-32)	vs Samford (11/18/05)
REBOUNDS	24	at UCF (12/20/05)
ASSISTS	4	vs (13/17) Georgia (01/15/06)
STEALS	6	vs (-/25) Mississippi (12/29/05)
BLOCKED SHOTS	0	vs (13/17) Georgia (01/15/06)
	0	at NC State (01/26/06)
	0	at Wake Forest (02/05/06)
TURNOVERS	10	vs FIU (12/06/05)
	10	at (6/6) Maryland (02/01/06)
FOULS	9	vs Oakland (11/26/05)
	9	at Clemson (01/12/06)

Opponent - GAME LOWS

POINTS	47	vs Siena (12/03/05)
FIELD GOALS MADE	14	vs Siena (12/03/05)
FIELD GOAL ATTEMPTS	44	vs George Mason (11/30/05)
FIELD GOAL PERCENTAGE	.280 (14-50)	vs Siena (12/03/05)
3 PT FIELD GOALS MADE	1	vs (-/25) Mississippi (12/29/05)
	1	vs (22/21) Boston College (01/19/06)
3 PT FG ATTEMPTS	9	vs (22/21) Boston College (01/19/06)
3 PT FG PERCENTAGE	.091 (1-11)	vs (-/25) Mississippi (12/29/05)
FREE THROWS MADE	3	at Clemson (01/12/06)
FREE THROW ATTEMPTS	4	at Clemson (01/12/06)
FREE THROW PERCENTAGE	.500 (7-14)	vs Georgia Tech (02/26/06)
REBOUNDS	29	vs (22/21) Boston College (01/19/06)
ASSISTS	2	vs Georgia Tech (03/02/06)
STEALS	3	vs FIU (12/06/05)
BLOCKED SHOTS	0	vs Samford (11/18/05)
	0	vs Oakland (11/26/05)
	0	vs (13/17) Georgia (01/15/06)
	0	at Wake Forest (02/05/06)
	0	at Florida State (02/17/06)
TURNOVERS	13	vs Virginia (01/22/06)
FOULS	12	vs Oakland (11/26/05)
	12	at (6/6) Maryland (02/01/06)

- PLAYERS
- COACHES
- UNIVERSITY
- THE ACC
- OPPONENTS
- REVIEW
- HISTORY
- HONORS
- RECORDS
- MEDIA

2005-06 Game-By-Game Comparison

All games

Opponent	1st	2nd	Score	Mar	Total FG	FG Pct	3-Pointers	3FG Pct	Free Throws	FT Pct	Rebounds	Mar	Assist	TOVer	Block	Steal	Fouls
SAMFORD	35/17	37/34	72-51	+21	22-53/18-52	.415/.346	10-30/8-22	.333/.364	18-32/7-11	.563/.636	43/35	+8	15/13	18/25	5/0	12/7	17/25
BRADLEY	30/23	43/38	73-61	+12	28-67/25-66	.418/.379	9-29/4-17	.310/.235	8-13/7-11	.615/.636	42/46	(4)	17/12	19/24	5/2	10/12	19/17
OAKLAND	46/29	32/36	78-65	+13	32-62/27-70	.516/.386	6-16/6-16	.375/.375	8-11/5-5	.727/1.000	44/30	+14	18/15	24/18	6/0	10/11	9/12
GEORGE MASON	27/35	34/33	61-68	(7)	22-60/20-44	.367/.455	4-24/4-14	.167/.286	13-16/24-31	.813/.774	29/36	(7)	11/11	13/17	1/4	7/6	25/18
FAIRLEIGH DICKINSON	48/26	52/36	100-62	+38	31-67/22-62	.463/.355	8-21/3-14	.381/.214	30-34/15-24	.882/.625	43/40	+3	22/12	19/30	4/3	19/13	22/24
SIENA	25/15	51/32	76-47	+29	28-55/14-50	.509/.280	3-10/5-15	.300/.333	17-23/14-22	.739/.636	29/44	(15)	14/7	12/28	6/3	7/6	19/19
FIU	34/33	41/30	75-63	+12	26-71/23-72	.366/.319	5-20/5-17	.250/.294	18-21/12-19	.857/.632	46/53	(7)	14/13	10/14	5/8	7/3	17/17
HARTFORD	50/34	32/28	82-62	+20	34-62/24-59	.548/.407	6-19/4-16	.316/.250	8-13/10-15	.615/.667	37/33	+4	13/14	21/25	3/4	16/7	18/13
Montana	31/44	43/39	74-83	(9)	27-68/21-57	.397/.368	6-22/4-17	.273/.235	14-21/37-45	.667/.822	42/42	-	13/10	22/17	1/4	12/11	26/15
UCF	34/30	48/42	82-72	+10	28-55/27-52	.509/.519	13-23/8-16	.565/.500	13-18/10-16	.722/.625	24/33	(9)	22/21	16/25	3/2	18/6	19/17
NORTH CAROLINA A&T	52/27	52/38	104-65	+39	41-66/24-75	.621/.320	8-16/6-23	.500/.261	14-18/11-20	.778/.550	49/36	+13	32/14	23/21	11/1	12/11	18/18
(-/25) MISSISSIPPI	36/31	43/39	79-70	+9	31-58/30-72	.534/.417	7-25/1-11	.280/.091	10-14/9-17	.714/.529	39/38	+1	17/12	23/17	4/2	6/15	18/19
Georgia Tech	32/23	43/40	75-63	+12	25-54/24-61	.463/.393	6-20/4-12	.300/.333	19-26/11-17	.731/.647	26/48	(22)	13/13	15/26	2/4	10/9	17/19
(4/5) NORTH CAROLINA	23/50	34/40	57-90	(33)	21-58/32-63	.362/.508	8-28/13-32	.286/.406	7-11/13-20	.636/.650	31/44	(13)	12/24	30/24	1/4	13/19	19/15
Clemson	26/27	48/25	74-52	+22	25-60/22-59	.417/.373	7-24/5-14	.292/.357	17-22/3-4	.773/.750	43/33	+10	19/16	23/27	2/1	14/11	9/14
(13/17) Georgia	30/40	29/34	59-74	(15)	21-60/27-57	.350/.474	3-15/7-20	.200/.350	14-22/13-18	.636/.722	35/42	(7)	4/14	21/23	0/0	10/10	22/21
(22/21) BOSTON COLLEGE	34/31	48/37	82-68	+14	25-55/28-50	.455/.560	6-17/1-9	.353/.111	26-30/11-11	.867/1.000	25/29	(4)	13/18	19/29	2/3	17/8	16/24
VIRGINIA	29/30	36/47	65-77	(12)	21-51/26-59	.412/.441	6-17/5-15	.353/.333	17-19/20-28	.895/.714	32/38	(6)	11/10	20/13	4/2	8/8	25/17
NC State	40/37	37/46	77-83	(6)	31-69/29-59	.449/.492	10-21/9-22	.476/.409	5-7/16-24	.714/.667	39/36	+3	11/18	18/19	0/6	10/13	23/13
(25/-) VIRGINIA TECH	46/27	31/35	77-62	+15	28-50/25-64	.560/.391	8-18/4-11	.444/.364	13-21/8-12	.619/.667	37/33	+4	17/11	25/18	7/1	13/14	14/18
(6/6) Maryland	28/41	49/47	77-88	(11)	31-82/30-62	.378/.484	6-23/5-16	.261/.313	9-10/23-32	.900/.719	34/54	(20)	16/16	10/22	2/6	11/6	26/12
Wake Forest	42/35	37/36	79-71	+8	29-63/22-60	.460/.367	8-30/8-22	.267/.364	13-15/19-31	.867/.613	37/45	(8)	12/13	11/18	0/0	10/7	23/16
FLORIDA STATE	28/45	26/34	54-79	(25)	18-56/28-59	.321/.475	6-25/5-11	.240/.455	12-17/18-32	.706/.563	35/44	(9)	9/18	21/14	6/4	10/10	23/16
(21/22) Boston College	24/41	45/38	69-79	(10)	20-56/28-55	.357/.509	11-27/4-10	.407/.400	18-23/19-29	.783/.655	30/40	(10)	8/20	19/17	1/1	10/10	21/17
Florida State	32/30	29/38	61-68	(7)	24-59/24-66	.407/.364	3-16/5-17	.188/.294	10-15/15-19	.667/.789	37/44	(7)	9/10	25/19	1/0	10/10	23/14
(1/1) DUKE	33/40	40/33	93-99	(6)	31-77/31-65	.403/.477	9-26/7-18	.346/.389	22-27/30-43	.815/.698	44/49	(5)	15/16	24/26	4/8	15/10	32/23
GEORGIA TECH	41/35	32/38	90-85	+5	31-59/38-75	.525/.507	8-20/2-10	.400/.200	20-28/7-14	.714/.500	25/51	(26)	15/11	20/28	3/2	15/12	17/24
Georgia Tech	32/36	30/43	62-79	(17)	20-62/28-59	.323/.475	9-24/3-10	.375/.300	13-17/20-29	.765/.690	31/47	(16)	11/2	20/23	1/4	10/11	25/19
FIU	42/37	53/46	95-83	+12	31-65/28-58	.477/.483	14-26/10-22	.538/.455	19-23/17-18	.826/.944	31/35	(4)	19/13	13/22	3/5	15/7	17/19
Virginia	30/45	42/38	72-83	(11)	26-61/28-63	.426/.444	8-20/9-15	.400/.600	12-16/18-26	.750/.692	40/35	+5	15/21	23/16	2/3	7/10	21/17

Note: Game totals are displayed in the format TEAM/OPPONENT for each category



As one of Miami's first option off the bench, LaToya Cunningham averaged 4.4 points and 2.1 rebounds per game as a true freshman in 2005-06.

2005-06 Boxscores

Game 1: Nov. 18, 2005, Miami 72, Samford 51

VISITORS: Samford 0-1

#	Player	tot-fg		3-pt		rebounds				pf	tp	a	blk	s	min			
		fg	fga	fg	fga	ft	fta	of	de							tot		
22	PIKE, Veronica	f	1	2	0	0	0	0	1	0	1	4	2	1	4	0	0	17
33	MUNDAY, Alex	f	5	13	0	2	4	4	3	3	6	2	14	2	3	0	1	35
10	TOWNS, Taryn	g	3	6	1	3	0	1	4	5	3	7	3	3	0	1	25	
20	SMITH, Cora Beth	g	1	6	0	2	0	0	0	1	1	2	2	0	2	0	21	
23	PILKERTON, Tish	g	2	5	1	2	1	4	1	3	4	5	6	2	3	0	3	28
04	WARD, Andrea	0	2	2	0	0	0	0	0	1	1	1	0	0	1	0	1	4
12	WILDEROTTER, Megan	2	6	2	0	4	0	0	1	2	3	4	6	2	4	0	0	21
24	SPRUIELL, MaKenzie	0	2	0	1	0	0	0	1	1	1	1	0	2	0	0	10	
30	INSELL, Chelsea	4	7	4	7	2	2	0	3	3	2	14	1	4	0	0	27	
32	SMITH, Karmen	0	3	0	1	0	0	1	0	1	1	1	0	0	1	0	12	
	TEAM										4	5	9					
	Totals.....		18	52	8	22	7	11	12	23	35	25	51	13	25	0	7	200
	TOTAL FG%		1st Half: 7-24 29.2%		2nd Half: 11-28 39.3%						Game: 34.6%							DEADBALL
	3-Pt. FG%		1st Half: 3-8 37.5%		2nd Half: 5-14 35.7%						Game: 36.4%							REBOUNDS
	F Throw %		1st Half: 0-2 0.0%		2nd Half: 7-9 77.8%						Game: 63.6%							1

HOME TEAM: Miami 1-0

#	Player	tot-fg		3-pt		rebounds				pf	tp	a	blk	s	min			
		fg	fga	fg	fga	ft	fta	of	de							tot		
02	Tamara James	f	7	13	2	4	1	1	4	4	8	3	17	2	3	0	5	29
05	Imani Dhahabu	c	2	5	0	0	6	8	7	5	12	2	10	1	3	1	0	22
03	Melissa Knight	g	5	12	3	10	1	2	2	3	5	2	14	3	2	0	1	29
21	Renee Taylor	g	3	7	2	6	6	12	2	0	2	3	14	2	1	0	3	24
40	Katie Hayek	g	2	6	2	5	0	0	0	2	2	0	6	0	2	0	0	21
00	Amy Audibert	0	1	0	0	0	0	0	0	2	2	2	0	0	1	2	0	9
01	Tajana Marincic	0	2	0	0	0	0	0	0	0	1	1	0	1	0	0	6	
04	Lamese James	0	1	0	1	1	2	1	3	4	2	1	1	0	1	2	1	15
20	Albrey Grimsley	1	1	0	0	1	3	0	0	0	0	0	3	2	3	0	1	17
23	LaToya Cunningham	2	5	1	4	2	4	0	2	2	2	7	4	1	0	1	28	
	TEAM										2	4	6					
	Totals.....		22	53	10	30	18	32	18	25	43	17	72	15	18	5	12	200
	TOTAL FG%		1st Half: 13-26 50.0%		2nd Half: 9-27 33.3%						Game: 41.5%							DEADBALL
	3-Pt. FG%		1st Half: 5-13 38.5%		2nd Half: 5-17 29.4%						Game: 33.3%							REBOUNDS
	F Throw %		1st Half: 4-10 40.0%		2nd Half: 14-22 63.6%						Game: 56.3%							4

Officials: Luis Gonzalez, Felicia Grinter, Susan Chue
 Technical fouls: Samford-None. Miami-None.
 Attendance: 975

Score by Periods	1st	2nd	Total
Samford	17	34	51
Miami	35	37	72

Game 2: Nov. 25, 2005, Miami 73, Bradley 61

VISITORS: Bradley 2-1

#	Player	tot-fg		3-pt		rebounds				pf	tp	a	blk	s	min			
		fg	fga	fg	fga	ft	fta	of	de							tot		
11	Liberatore, Alex	f	1	3	0	0	0	1	2	3	5	4	2	1	4	0	2	27
50	Peters, Amy	f	1	4	1	1	0	0	0	3	3	1	3	1	2	0	0	25
05	Brown, Jen	g	1	7	0	3	0	0	0	4	4	2	2	2	3	0	1	24
14	Magnuson, Libby	g	3	5	0	0	0	0	0	1	1	4	6	1	2	0	2	17
23	Flanagan, Devyn	g	10	20	2	6	3	4	5	6	11	3	25	1	3	0	2	37
04	Ostergaard, Venessa	0	0	0	0	0	0	0	0	0	0	0	0	0	0	0	1	2
10	Johnson, Skye	4	6	0	0	0	1	0	4	4	1	8	2	3	0	0	0	18
12	Hartke, Molly	1	7	1	5	0	0	1	3	4	0	3	2	0	1	1	14	
21	Nelson, Erika	1	3	0	1	2	2	0	1	1	1	1	4	1	3	0	2	7
32	Chelleen, Ashley	1	3	0	1	2	2	0	0	0	0	4	0	4	1	0	1	6
40	Krumwiede, Kelly	2	8	0	0	0	1	6	3	9	3	4	1	3	1	0	23	
	TEAM										1	3	4					
	Totals.....		25	66	4	17	7	11	15	31	46	17	61	12	24	2	12	200
	TOTAL FG%		1st Half: 9-28 32.1%		2nd Half: 16-38 42.1%						Game: 37.9%							DEADBALL
	3-Pt. FG%		1st Half: 2-9 22.0%		2nd Half: 2-8 25.0%						Game: 23.5%							REBOUNDS
	F Throw %		1st Half: 3-4 75.0%		2nd Half: 4-7 57.1%						Game: 63.6%							0

HOME TEAM: Miami 2-0

#	Player	tot-fg		3-pt		rebounds				pf	tp	a	blk	s	min			
		fg	fga	fg	fga	ft	fta	of	de							tot		
02	Tamara James	f	8	12	3	4	4	1	9	10	4	23	2	5	0	3	26	
05	Imani Dhahabu	c	0	1	0	0	0	1	1	3	4	2	0	1	1	0	0	18
03	Melissa Knight	g	6	12	3	7	0	0	0	3	3	3	15	3	4	0	2	30
21	Renee Taylor	g	8	19	3	9	3	4	0	5	5	2	22	4	2	0	4	37
40	Katie Hayek	g	1	6	0	4	0	0	0	1	1	1	2	3	2	0	0	19
00	Amy Audibert	0	1	2	0	0	0	0	2	2	0	2	0	2	0	0	1	7
04	Lamese James	2	5	0	0	1	2	3	2	5	3	5	0	0	3	0	16	
20	Albrey Grimsley	1	3	0	1	0	2	3	3	6	2	2	2	3	0	1	19	
23	LaToya Cunningham	1	6	0	4	0	0	0	0	0	0	2	1	0	0	0	17	
32	Brittany Denson	0	1	0	0	0	0	1	2	3	2	0	1	1	1	0	11	
	TEAM										1	2	3					
	Totals.....		28	67	9	29	8	13	12	30	42	19	73	17	19	5	10	200
	TOTAL FG%		1st Half: 12-33 36.4%		2nd Half: 16-34 47.1%						Game: 41.8%							DEADBALL
	3-Pt. FG%		1st Half: 4-16 25.0%		2nd Half: 5-13 38.5%						Game: 31.0%							REBOUNDS
	F Throw %		1st Half: 2-4 50.0%		2nd Half: 6-9 66.7%						Game: 61.5%							1

Officials: Lawson Newton, Tommy Salerno, Edward Sidlasky
 Technical fouls: Bradley-None. Miami-None.
 Attendance: 707

Score by Periods	1st	2nd	Total
Bradley	23	38	61
Miami	30	43	73

Game 3: Nov. 26, 2005, Miami 78, Oakland 65

VISITORS: Oakland 1-3

#	Player	tot-fg		3-pt		rebounds				pf	tp	a	blk	s	min			
		fg	fga	fg	fga	ft	fta	of	de							tot		
05	PIGGOTT, Nicole	f	8	16	1	1	0	0	2	3	5	0	17	0	3	0	4	33
22	WHITE, Lakeshia	f	1	6	0	0	0	0	1	3	4	3	2	1	4	0	0	17
10	HAFELI, Anne	g	4	12	2	6	2	2	1	4	5	0	12	3	2	0	0	33
21	WILSON, Jayme	g	9	19	2	6	1	1	0	1	1	1	21	3	1	0	0	37
33	BAKER, Bonnie	g	1	6	1	2	0	0	0	2	2	2	3	2	0	0	3	19
03	PURYEAR, Joya	0	1	0	0	0	0	0	0	2	0	2	3	0	2	0	0	5
20	TERAVA, Riikka	1	5	0	1	0	0	0	2	2	4	1	2	4	5	0	1	17
23	KIDD, April	2	3	0	0	2	2	0	0	0	0	1	6	0	0	0	3	18
42	KNURICK, Jessica	1	2	0	0	0	0	1	0	1	0	1	2	0	0	0	11	
45	JURY, Bethany	0	0	0	0	0	0	0	0	1	1	0	0	0	1	0	10	
	TEAM																	



2005-06 Boxscores

Game 5: Nov. 2, 2005, Miami 100, Fairleigh Dickinson 62

VISITORS: Fairleigh Dickinson 2-3

#	Player	tot-fg		3-pt		rebounds			pf	tp	a	to	blk	s	min				
		fg	fga	fg	fga	ft	fta	of								de	tot		
22	WALKER, Mercedes	f	0	2	0	0	0	0	1	4	5	3	0	2	3	0	24		
24	LOCKHART, Nikki	f	1	4	0	0	2	2	1	3	4	4	4	1	5	0	14		
12	FREEMAN, Shanay	g	3	10	0	0	1	2	2	3	5	1	7	0	0	5	20		
15	KIRKLAND, Megan	g	4	5	2	2	0	0	1	0	1	1	10	4	7	0	3	20	
23	SUCKOW, Krissy	g	4	13	0	5	0	0	1	2	3	3	8	2	4	0	1	20	
02	COOMBS, Heather	g	2	4	0	0	0	1	2	1	3	1	4	0	0	0	1	12	
10	COATS, Gayle	g	1	2	0	0	1	2	0	0	0	4	3	1	2	0	2	14	
13	ORMSBY, Rachel	g	0	4	0	1	2	2	2	4	1	2	0	2	0	0	13		
14	NAQUIN, Jessica	g	2	7	0	1	4	1	0	1	1	5	0	1	0	0	21		
20	SEYMOUR, Tiffany	g	1	1	0	0	2	0	0	0	0	1	2	0	0	0	3		
21	WAREHIME, Katie	g	3	8	1	4	6	6	1	2	3	4	13	1	3	0	1	16	
30	HAYES, Ashley	g	1	1	0	0	2	3	0	2	2	0	4	0	0	0	0	18	
40	COOMBS, Ashley	g	0	1	0	1	0	0	0	1	1	0	0	1	2	0	0	4	
42	COOMBS, Lauren	g	0	0	0	0	0	0	0	0	0	0	0	0	0	0	0	1	
TEAM																			
Totals.....		22	62	3	14	15	24	17	23	40	24	62	12	30	3	13	200		
TOTAL FG%		1st Half: 9-34 26.5%		2nd Half: 13-28 46.4%		Game: 35.5% DEADBALL													
3-Pt. FG%		1st Half: 1-8 12.5%		2nd Half: 2-6 33.3%		Game: 21.4% REBOUNDS													
F Throw %		1st Half: 7-11 63.6%		2nd Half: 8-13 61.5%		Game: 62.5% 4													

HOME TEAM: Miami 4-1

#	Player	tot-fg		3-pt		rebounds			pf	tp	a	to	blk	s	min				
		fg	fga	fg	fga	ft	fta	of								de	tot		
02	Tamara James	f	8	14	4	6	11	11	4	1	5	0	31	1	0	0	3	15	
05	Imani Dhahabu	f	2	6	0	0	3	4	2	5	7	3	7	0	2	0	3	17	
03	Melissa Knight	g	7	8	1	2	3	4	2	2	4	1	18	3	4	0	4	19	
21	Renee Taylor	g	3	13	1	7	2	2	1	2	3	1	9	3	2	0	1	13	
40	Katie Hayek	g	1	3	1	2	5	0	0	0	0	3	8	3	1	0	2	25	
00	Amy Audibert	g	1	3	0	0	2	2	0	3	3	5	4	0	1	1	0	12	
01	Tatjana Marincic	g	2	4	0	0	0	0	0	1	1	4	4	0	1	0	0	22	
04	Lamese James	g	3	5	1	1	0	2	0	2	2	1	7	1	3	0	1	20	
20	Albrey Grimsley	g	1	2	0	0	0	0	2	2	4	1	2	4	2	0	1	21	
23	LaToya Cunningham	g	2	6	0	3	2	0	3	3	1	6	7	0	0	0	1	17	
32	Brittany Denson	g	1	3	0	0	2	2	2	4	6	2	4	0	2	3	1	19	
TEAM																			
Totals.....		31	67	8	21	30	34	15	28	43	22	100	22	19	4	19	201		
TOTAL FG%		1st Half: 16-37 43.2%		2nd Half: 15-30 50.0%		Game: 46.3% DEADBALL													
3-Pt. FG%		1st Half: 5-13 38.5%		2nd Half: 3-8 37.5%		Game: 38.1% REBOUNDS													
F Throw %		1st Half: 11-12 91.7%		2nd Half: 19-22 86.4%		Game: 88.2% 2													

Officials: Beverly Roberts, Joe Cunningham, Ron Ledington
Technical fouls: Fairleigh Dickinson-SUCKOW, Krissy. Miami-None.
Attendance: 639

Score by Periods	1st	2nd	Total
Fairleigh Dickinson	26	36	62
Miami	48	52	100

Game 6, 2005: Nov. 3, 2005, Miami 76, Siena 47

VISITORS: Siena 1-4

#	Player	tot-fg		3-pt		rebounds			pf	tp	a	to	blk	s	min				
		fg	fga	fg	fga	ft	fta	of								de	tot		
12	Menty, Laura	f	0	4	0	0	5	6	1	7	8	3	5	0	5	0	30		
25	Cave, Whitney	f	5	9	0	2	6	10	5	5	10	0	16	1	2	0	0	27	
03	Surber, Lauren	g	3	7	3	5	0	0	3	2	5	3	9	0	3	0	1	34	
10	Manzer, Melissa	g	0	3	0	0	1	0	0	0	0	3	0	0	4	0	13		
32	Dooley, Katelyn	g	2	11	2	5	0	0	2	1	3	1	6	2	4	0	1	29	
05	Alpe-Luka, Liga	g	0	0	0	0	0	0	0	0	0	0	0	0	0	0	0	1	
11	Burrell, Shondaya	g	0	3	0	0	0	2	0	5	5	2	0	2	3	1	3	20	
13	Clark, Emily	g	0	1	0	0	1	2	0	1	1	1	1	0	0	0	0	3	
15	Akinkuotu, Bola	g	0	1	0	0	0	0	0	0	0	1	0	0	0	0	0	4	
20	Abdullah, Naimah	g	1	1	0	0	0	0	0	0	0	1	2	1	0	0	1	7	
21	Wilkins, Talaya	g	0	1	0	0	0	0	0	1	1	1	0	0	2	1	0	6	
22	Stec, Heather	g	3	6	0	0	0	0	1	1	2	2	6	0	0	1	0	13	
24	Blot, Michelle	g	0	1	0	1	0	0	0	0	0	1	0	1	0	0	0	8	
50	Michalek, Rachel	g	0	2	0	1	2	2	0	1	1	0	2	0	2	0	0	5	
TEAM																			
Totals.....		14	50	5	15	14	22	19	25	44	19	47	7	28	3	6	200		
TOTAL FG%		1st Half: 6-26 23.1%		2nd Half: 8-24 33.3%		Game: 28.0% DEADBALL													
3-Pt. FG%		1st Half: 1-6 16.7%		2nd Half: 4-9 44.4%		Game: 33.3% REBOUNDS													
F Throw %		1st Half: 2-4 50.0%		2nd Half: 12-18 66.7%		Game: 63.6% 2													

HOME TEAM: Miami 5-1

#	Player	tot-fg		3-pt		rebounds			pf	tp	a	to	blk	s	min				
		fg	fga	fg	fga	ft	fta	of								de	tot		
02	Tamara James	f	9	12	0	1	4	4	0	2	2	1	22	0	2	2	4	23	
05	Imani Dhahabu	f	3	4	0	0	0	0	1	2	3	3	6	2	2	0	0	15	
03	Melissa Knight	g	2	5	0	2	2	0	1	1	3	6	1	0	0	1	19		
21	Renee Taylor	g	4	9	1	1	0	0	0	0	0	2	9	3	4	0	1	27	
40	Katie Hayek	g	2	4	0	2	1	2	1	2	3	2	5	1	0	0	0	29	
00	Amy Audibert	g	0	0	0	0	0	0	0	0	1	1	0	0	0	0	0	11	
01	Tatjana Marincic	g	1	1	0	0	2	2	1	1	2	0	4	0	0	0	0	5	
04	Lamese James	g	1	2	0	0	2	4	0	1	1	1	4	1	2	0	0	13	
20	Albrey Grimsley	g	3	7	1	1	4	5	0	2	2	1	11	4	3	0	0	20	
23	LaToya Cunningham	g	2	7	1	3	0	0	0	2	2	2	5	1	1	0	1	19	
32	Brittany Denson	g	1	4	0	0	2	4	2	4	6	3	4	1	0	2	0	19	
TEAM																			
Totals.....		28	55	3	10	17	23	6	23	29	19	76	14	12	6	7	200		
TOTAL FG%		1st Half: 10-27 37.0%		2nd Half: 18-28 64.3%		Game: 50.9% DEADBALL													
3-Pt. FG%		1st Half: 0-5 0.0%		2nd Half: 3-5 60.0%		Game: 30.0% REBOUNDS													
F Throw %		1st Half: 5-6 83.3%		2nd Half: 12-17 70.6%		Game: 73.9% 2													

Officials: Nanette Sisk, Susan Chue, Edward Sidlasky
Technical fouls: Siena-None. Miami-None.
Attendance: 591

Score by Periods	1st	2nd	Total
Siena	15	32	47
Miami	25	51	76

Game 7: Dec. 6, 2005, Miami 75, FIU 63

VISITORS: FIU 4-2

#	Player	tot-fg		3-pt		rebounds			pf	tp	a	to	blk	s	min				
		fg	fga	fg	fga	ft	fta	of								de	tot		
23	Bernsone, Liene	f	1	4	0	0	2	3	3	6	3	4	0	0	2	0	15		
10	Jekabsons, Lasma	c	5	12	0	0	2	4	5	8	13	0	12	1	1	2	0	39	
21	Makela, Eva	g	7	20	2	9	0	1	5	3	8	1	16	6	4	0	0	40-	
32	Ferguson, LaQuetta	g	1	11	0	3	2	2	4	5	9	5	4	2	1	0	1	31	
44	Bouderra, Faeza	g	5	12	3	4	2	2	1	5	6	2	15	2	6	0	2	37	
05	Ciglar, Iva	g	0	1	0	1	0	0	0	1	1	1	0	1	1	0	0	6	
15	Adley, Marquita	g	3	9	0	0	4	7	1	4	5	4	10	1	1	4	0	22	
20	Neal, Asha	g	0	0	0	0	0	0	0	1	1	0	0	0	0	0	0	4	
22	Traugott, Ashley	g	0	0	0	0	0	0	0	0	0	1	0	0	0	0	0	1	
42	Bedalov, Gordana	g	1	3	0	0	0	0	1	0	1	1	2	0	0	0	0	5	
TEAM																			
Totals.....		23	72	5	17	12	19	22	31	53	17	63	13	14	8	3	200		
TOTAL FG%		1st Half: 11-34 32.4%		2nd Half: 12-38 31.6%		Game: 31.9% DEADBALL													
3-Pt. FG%		1st Half: 2-6 33.3%		2nd Half: 3-11 27.3%		Game: 29.4% REBOUNDS</													



2005-06 Boxscores

Game 13: Jan. 5, 2006, Miami 75, Georgia Tech 63

VISITORS: Miami 11-2, 1-0 ACC

#	Player	tot-fg		3-pt		rebounds			pf	tp	a	to	blk	s	min				
		fg	fga	fg	fga	ft	fta	of								de	tot		
02	Tamara James	f	5	11	0	3	8	9	2	6	8	2	18	4	4	0	2	36	
03	Melissa Knight	f	3	7	1	3	1	3	0	1	1	4	8	0	1	0	2	19	
32	Brittany Denson	c	6	10	0	0	4	7	3	4	7	4	16	2	5	1	2	30	
21	Renee Taylor	g	5	12	2	4	6	7	0	4	4	1	18	2	1	0	3	35	
40	Katie Hayek	g	3	7	2	6	0	0	0	1	1	1	8	1	1	1	0	21	
04	Lamese James	l	2	0	0	0	0	0	0	0	0	2	2	0	0	0	0	12	
20	Albrey Grimsley	0	0	0	0	0	0	1	1	2	1	0	2	2	0	1	1	19	
23	LaToya Cunningham	2	5	1	4	0	0	1	0	1	2	5	2	0	0	0	0	28	
TEAM																			
Totals.....		25	54	6	20	19	26	9	17	26	17	75	13	15	2	10	200		
TOTAL FG%		1st Half: 12-29 41.4%		2nd Half: 13-25 52.0%		Game: 46.3%		DEADBALL											
3-Pt. FG%		1st Half: 2-9 22.2%		2nd Half: 4-11 36.4%		Game: 30.0%		REBOUNDS											
F Throw %		1st Half: 6-7 85.7%		2nd Half: 13-19 68.4%		Game: 73.1%		2,1											

HOME TEAM: Georgia Tech 11-2, 0-1 ACC

#	Player	tot-fg		3-pt		rebounds			pf	tp	a	to	blk	s	min				
		fg	fga	fg	fga	ft	fta	of								de	tot		
21	Mitchell, Janie	f	5	14	0	0	0	1	5	5	10	4	10	1	7	1	1	34	
43	Nnamaka, Chioma	f	7	12	2	4	0	0	2	2	4	5	16	2	2	0	3	32	
35	Terry, Kasha	c	3	5	0	0	2	2	4	2	6	5	8	0	4	2	0	20	
03	Higgs, Stephanie	g	7	18	2	4	5	7	6	5	11	3	21	4	5	0	1	32	
05	Ingram, Jill	g	0	4	0	3	2	2	2	5	7	0	2	5	2	0	2	36	
01	Williams, Jacqua	0	1	0	0	0	0	1	1	0	1	1	0	0	2	0	0	5	
15	Harping, Megan	0	2	0	0	0	0	0	0	0	0	0	0	0	1	0	0	3	
25	Wilson, Kentrina	2	3	0	1	0	0	1	2	3	0	4	0	0	0	1	12		
32	Williams, Jessica	0	2	0	0	2	4	3	2	5	1	2	1	1	1	1	26		
TEAM																			
Totals.....		24	61	4	12	11	17	24	24	48	19	63	13	26	4	9	200		
TOTAL FG%		1st Half: 10-30 33.3%		2nd Half: 14-31 45.2%		Game: 39.3%		DEADBALL											
3-Pt. FG%		1st Half: 1-5 20.0%		2nd Half: 3-7 42.9%		Game: 33.3%		REBOUNDS											
F Throw %		1st Half: 2-5 40.0%		2nd Half: 9-12 75.0%		Game: 64.7%		1,1											

Officials: Brian Enterline, Nan Sisk, Ralph Pickett
Technical fouls: Miami-None. Georgia Tech-None.
Attendance: 945

Score by Periods	1st	2nd	Total
Miami	32	43	75
Georgia Tech	23	40	63

Game 14: Jan. 9, 2006, North Carolina 90, Miami 57

VISITORS: (4/5) North Carolina 15-0 (2-0 ACC)

#	Player	tot-fg		3-pt		rebounds			pf	tp	a	to	blk	s	min				
		fg	fga	fg	fga	ft	fta	of								de	tot		
02	Eriana Larkins	f	4	7	0	0	2	2	3	5	8	4	10	2	2	1	2	20	
20	Camille Little	f	3	8	1	3	1	2	3	1	4	2	8	3	2	0	4	24	
12	Ivory Latta	g	8	12	5	9	0	0	2	2	2	2	21	4	5	0	4	28	
22	La'Tangela Atkinson	g	1	1	0	0	3	5	2	5	7	1	5	9	6	0	0	24	
44	Jessica Sell	g	1	3	1	2	0	0	0	2	2	0	3	1	1	1	1	9	
01	Jennifer Nelms	0	1	0	1	0	0	0	2	2	0	0	0	0	0	0	0	5	
11	Alex Miller	3	8	3	6	3	4	0	1	1	1	12	2	1	0	4	19		
14	Heather Claytor	3	6	3	5	0	0	0	1	1	1	9	0	1	0	0	10		
15	Christina Dewitt	3	4	0	1	0	0	0	2	2	0	6	0	1	0	3	9		
21	Iman McFarland	1	1	0	0	0	0	0	0	0	2	0	0	0	1	0	6		
24	Meghan Austin	0	2	0	2	0	0	0	1	1	0	0	0	0	0	0	4		
30	LaToya Pringle	2	3	0	0	3	5	4	1	5	0	7	3	1	0	1	18		
32	Rashanda McCants	3	7	0	3	1	2	1	3	4	3	7	0	3	1	0	20		
34	Martina Wood	0	0	0	0	0	0	0	1	1	1	0	0	0	1	0	4		
TEAM																			
Totals.....		32	63	13	32	13	20	15	29	44	15	90	24	24	4	19	200		
TOTAL FG%		1st Half: 17-34 50.0%		2nd Half: 15-29 51.7%		Game: 50.8%		DEADBALL											
3-Pt. FG%		1st Half: 10-19 52.6%		2nd Half: 3-13 23.1%		Game: 40.6%		REBOUNDS											
F Throw %		1st Half: 6-11 54.5%		2nd Half: 7-9 77.8%		Game: 65.0%		2											

HOME TEAM: Miami 11-3 (1-1 ACC)

#	Player	tot-fg		3-pt		rebounds			pf	tp	a	to	blk	s	min				
		fg	fga	fg	fga	ft	fta	of								de	tot		
02	Tamara James	f	4	11	2	5	1	3	3	7	10	4	11	2	5	0	4	32	
32	Brittany Denson	c	3	4	0	0	0	0	3	2	5	5	6	0	4	1	0	17	
03	Melissa Knight	g	6	11	2	5	0	0	0	3	3	2	14	2	3	0	2	30	
21	Renee Taylor	g	3	14	1	6	4	4	0	0	0	1	11	3	7	0	2	32	
40	Katie Hayek	g	1	4	1	4	0	0	0	1	1	4	3	0	2	0	2	21	
00	Amy Audibert	0	0	0	0	0	0	2	0	0	0	0	0	0	0	1	3		
01	Tajana Marincic	1	3	1	2	0	0	0	1	0	1	1	3	0	0	0	0	6	
04	Lamese James	0	1	0	1	0	0	0	1	1	1	0	0	0	1	0	4		
05	Imani Dhahabu	0	1	0	0	0	0	0	1	1	0	0	1	0	0	0	0	9	
20	Albrey Grimsley	2	3	0	0	2	2	2	0	2	2	1	6	2	3	0	1	17	
23	LaToya Cunningham	1	6	1	5	0	0	0	2	2	0	3	2	5	0	1	29		
TEAM																			
Totals.....		21	58	8	28	7	11	10	21	31	19	57	12	30	1	13	200		
TOTAL FG%		1st Half: 10-34 29.4%		2nd Half: 11-24 45.8%		Game: 36.2%		DEADBALL											
3-Pt. FG%		1st Half: 3-15 20.0%		2nd Half: 5-13 38.5%		Game: 28.6%		REBOUNDS											
F Throw %		1st Half: 0-0 0.0%		2nd Half: 7-11 63.6%		Game: 63.6%		2											

Officials: Sally Bell, Susan Blauch, Susan Chue
Technical fouls: (4/5) North Carolina-None. Miami-None.
Attendance: 1836

Score by Periods	1st	2nd	Total
(4/5) North Carolina	50	40	90
Miami	23	34	57

Game 15: Jan. 12, 2006, Miami 74, Clemson 52

VISITORS: Miami Hurricanes 12-3, 2-1

#	Player	tot-fg		3-pt		rebounds			pf	tp	a	to	blk	s	min				
		fg	fga	fg	fga	ft	fta	of								de	tot		
03	Melissa Knight	f	7	11	5	6	4	4	1	4	5	2	23	1	2	0	1	31	
32	Brittany Denson	c	1	5	0	0	1	3	3	4	7	3	3	0	3	2	1	20	
02	Tamara James	g	8	16	0	6	6	2	7	9	1	22	2	4	0	5	33		
21	Renee Taylor	g	3	13	0	5	2	2	2	4	6	2	8	9	7	0	5	32	
40	Katie Hayek	g	1	3	1	3	0	0	1	1	2	0	3	2	0	0	0	12	
00	Amy Audibert	0	1	0	0	0	0	0	0	1	1	1	0	0	0	0	0	12	
01	Tajana Marincic	0	0	0	0	0	0	0	0	0	0	0	0	0	0	0	0	2	
04	Lamese James	2	3	0	0	1	2	1	2	3	0	5	0	3	0	0	13		
20	Albrey Grimsley	1	3	0	1	0	0	2	2	4	0	2	2	4	0	1	14		
23	LaToya Cunningham	2	5	1	3	3	5	3	2	5	0	8	3	0	0	1	31		
TEAM																			
Totals.....		25	60	7	24	17	22	16	27	43	9	74	19	23	2	14	201		
TOTAL FG%		1st Half: 8-28 28.6%		2nd Half: 17-32 53.1%		Game: 41.7%		DEADBALL											
3-Pt. FG%		1st Half: 4-16 25.0%		2nd Half: 3-8 37.5%		Game: 29.2%		REBOUNDS											
F Throw %		1st Half: 6-10 60.0%		2nd Half: 11-12 91.7%		Game: 77.3%		2											

HOME TEAM: Clemson 7-10, 1-2

#	Player	tot-fg		3-pt		rebounds			pf	tp	a	to	blk	s	min			
		fg	fga	fg	fga	ft	fta	of								de	tot	
01	Maxienne White	f	7	15	2	3	0	0	4	5	9	3	16	0	5	0	0	29
44	Amanda Frist	c	4	9	0	0	0	0	1	3	4	3	8	0	2	1	1	24
03	Tasha Taylor	g	0	2	0	0	1	2	1	2	3	3	1	8	9	0	4	31
12	Julie Talley	g	3	10	2	7	0	0	0	2	2	1	8	2	2	0	3	31
22	Tasha Phillips	g	1															

2005-06 Boxscores

Game 21: Feb. 1, 2006, Maryland 88, Miami 77

VISITORS: Miami (14-7, 4-4 ACC)

#	Player	tot-fg		3-pt		rebounds			pf	tp	a	to	blk	s	min				
		fg	fga	fg	fga	ft	fta	of								de	tot		
03	Melissa Knight	f	3	7	2	3	0	0	3	0	3	3	8	2	1	0	0	20	
04	Lamesa James	f	0	1	0	0	0	0	0	7	7	2	0	0	1	0	3	24	
02	Tamara James	g	6	16	2	6	2	3	1	3	4	3	16	1	0	0	3	21	
21	Renee Taylor	g	8	27	0	6	5	2	1	3	2	21	6	2	0	2	35		
40	Katie Hayek	g	4	10	1	5	0	0	1	0	1	2	9	3	0	0	27		
05	Imani Dhahabu	1	1	0	0	0	0	0	1	1	2	4	2	0	1	0	13		
20	Albrey Grimsley	4	8	0	0	0	0	0	0	3	3	3	8	2	2	0	23		
23	LaToya Cunningham	1	4	1	3	0	0	1	1	2	3	2	3	2	0	0	17		
32	Brittany Denson	4	8	0	0	2	2	0	2	2	2	5	10	0	2	2	20		
TEAM																			
Totals.....		31	82	6	23	9	10	12	22	34	26	77	16	10	2	11	200		

TOTAL FG%	1st Half: 13-39 33.3%	2nd Half: 18-43 41.9%	Game: 37.8%	DEADBALL
3-Pt. FG%	1st Half: 2-10 20.0%	2nd Half: 4-13 30.8%	Game: 26.1%	REBOUNDS
F Throw %	1st Half: 0-0 0.0%	2nd Half: 9-10 90.0%	Game: 90.0%	1

HOME TEAM: (6/6) Maryland (20-2, 7-1 ACC)

#	Player	tot-fg		3-pt		rebounds			pf	tp	a	to	blk	s	min				
		fg	fga	fg	fga	ft	fta	of								de	tot		
15	Harper, Laura	f	6	10	0	0	7	10	3	6	9	1	19	3	2	3	1	29	
01	Langhorne, Crystal	c	3	7	0	0	4	6	4	8	12	0	10	1	5	2	0	29	
20	Toliver, Kristi	g	4	8	1	3	0	0	1	1	2	3	9	4	0	1	31		
21	Newman, Ashleigh	g	2	8	0	5	1	2	1	1	2	2	5	2	1	0	1	23	
22	Doron, Shay	g	8	14	4	4	6	7	1	5	6	2	26	4	4	0	3	34	
25	Coleman, Marissa	3	10	0	4	4	5	2	10	12	2	10	2	3	0	0	30		
32	Carr, Charmaine	0	0	0	0	0	0	0	0	0	0	0	0	0	0	0	5		
44	Noirez, Aurelie	0	0	0	0	0	0	0	0	0	0	0	0	0	1	1	0	2	
55	Perry, Jade	4	5	0	0	1	2	1	4	5	2	9	0	2	0	0	17		
TEAM																			
Totals.....		30	62	5	16	23	32	15	39	54	12	88	16	22	6	6	200		

TOTAL FG%	1st Half: 16-36 44.4%	2nd Half: 14-26 53.8%	Game: 48.4%	DEADBALL
3-Pt. FG%	1st Half: 3-9 33.3%	2nd Half: 2-7 28.6%	Game: 31.3%	REBOUNDS
F Throw %	1st Half: 6-9 66.7%	2nd Half: 17-23 73.9%	Game: 71.9%	4

Officials: Tony Lippa, Joe Cunningham, Yvette McKinney
 Technical fouls: Miami-None. (6/6) Maryland-None.
 Attendance: 3080

Score by Periods	1st	2nd	Total
Miami	28	49	77
(6/6) Maryland	41	47	88

Game 22: Feb. 5, 2006, Miami 79, Wake Forest 71

VISITORS: Miami 15-7, 5-4 ACC

#	Player	tot-fg		3-pt		rebounds			pf	tp	a	to	blk	s	min				
		fg	fga	fg	fga	ft	fta	of								de	tot		
03	Melissa Knight	f	6	11	3	7	2	2	1	0	1	3	17	0	2	0	26		
02	Tamara James	g	4	13	1	7	6	7	0	7	7	3	15	2	0	0	2	35	
04	Lamesa James	g	5	6	1	1	2	2	6	8	2	13	1	2	0	3	26		
21	Renee Taylor	g	5	12	1	6	2	2	0	1	1	2	13	5	3	0	1	37	
40	Katie Hayek	g	2	8	2	8	0	0	0	0	0	2	6	0	0	0	1	20	
05	Imani Dhahabu	0	1	0	0	0	0	0	1	2	3	1	0	0	0	0	1	7	
20	Albrey Grimsley	3	3	0	0	1	2	1	5	6	4	7	2	1	0	1	19		
23	LaToya Cunningham	2	4	0	1	0	0	1	1	2	4	4	0	1	0	0	15		
32	Brittany Denson	2	5	0	0	0	0	0	5	2	4	2	4	2	0	1	15		
TEAM																			
Totals.....		29	63	8	30	13	15	6	31	37	23	79	12	11	0	10	200		

TOTAL FG%	1st Half: 17-36 47.2%	2nd Half: 12-27 44.4%	Game: 46.0%	DEADBALL
3-Pt. FG%	1st Half: 5-18 27.8%	2nd Half: 3-12 25.0%	Game: 26.7%	REBOUNDS
F Throw %	1st Half: 3-3 100%	2nd Half: 10-12 83.3%	Game: 86.7%	0

HOME TEAM: Wake Forest 10-11, 2-7 ACC

#	Player	tot-fg		3-pt		rebounds			pf	tp	a	to	blk	s	min				
		fg	fga	fg	fga	ft	fta	of								de	tot		
02	Tchangoue, Alex	f	2	5	0	0	2	6	3	3	6	3	6	0	4	0	2	26	
33	Groves, Corinne	f	6	11	0	0	3	3	4	7	11	0	15	0	3	0	0	30	
04	Strunk, Liz	g	3	10	2	6	3	5	1	5	6	3	11	1	2	0	0	27	
13	Bond-Young, Cotelia	g	4	12	3	7	4	4	0	2	2	1	15	7	3	0	3	40	
32	Naughton, Deirdre	g	5	16	3	8	3	7	2	11	13	2	16	2	2	0	2	37	
11	Lavender, Yolanda	0	4	0	1	0	0	1	1	2	1	0	3	0	0	0	17		
22	Brown, Christen	1	1	0	0	0	0	0	3	0	3	2	2	0	3	0	0	13	
34	Washington, Melissa	1	1	0	0	4	6	1	1	2	4	6	0	1	0	0	10		
TEAM																			
Totals.....		22	60	8	22	19	31	15	30	45	16	71	13	18	0	7	200		

TOTAL FG%	1st Half: 11-30 36.7%	2nd Half: 11-30 36.7%	Game: 36.7%	DEADBALL
3-Pt. FG%	1st Half: 4-11 36.4%	2nd Half: 4-11 36.4%	Game: 36.4%	REBOUNDS
F Throw %	1st Half: 9-14 64.3%	2nd Half: 10-17 58.8%	Game: 61.3%	4

Officials: Tom Baldinelli, Luis Gonzalez, Jennifer Rezac
 Technical fouls: Miami-None. Wake Forest-None.
 Attendance: 1483

Score by Periods	1st	2nd	Total
Miami	42	37	79
Wake Forest	35	36	71

Game 23: Feb. 9, 2006, Florida State 79, Miami 54

VISITORS: Florida State 15-7, 6-3 ACC

#	Player	tot-fg		3-pt		rebounds			pf	tp	a	to	blk	s	min				
		fg	fga	fg	fga	ft	fta	of								de	tot		
33	Britany Miller	c	5	11	0	0	1	2	3	6	9	1	11	0	2	2	0	20	
02	LaQuinta Neely	g	2	3	0	0	4	4	1	3	4	1	8	5	3	0	4	22	
12	Holly Johnson	g	4	5	4	5	4	6	0	2	2	2	16	3	2	1	3	33	
23	Alicia Gladden	g	5	10	0	0	4	6	4	2	6	0	14	3	2	0	1	31	
31	Ganiyat Adeduntan	g	7	13	1	4	1	2	3	2	5	2	16	0	1	1	0	25	
10	Mara Freshour	0	1	0	0	0	0	1	1	1	2	0	0	0	0	0	0	11	
20	Tanae Davis-Cain	1	4	0	2	0	0	0	1	1	2	2	2	0	0	0	0	13	
21	Christie Lautsch	2	3	0	0	0	0	0	0	0	0	0	3	4	0	0	0	7	
22	Shante Williams	1	7	0	0	3	6	1	1	2	2	5	4	3	0	1	21		
44	Nikki Anthony	1	2	0	0	1	5	1	5	6	3	3	0	1	0	1	17		
TEAM																			
Totals.....		28	59	5	11	18	32	16	28	44	16	79	18	14	4	10	200		

TOTAL FG%	1st Half: 14-34 41.2%	2nd Half: 14-25 56.0%	Game: 47.5%	DEADBALL
3-Pt. FG%	1st Half: 5-9 55.6%	2nd Half: 0-2 0.0%	Game: 45.5%	REBOUNDS
F Throw %	1st Half: 12-16 75.0%	2nd Half: 6-16 37.5%	Game: 56.3%	7

HOME TEAM: Miami 15-8, 5-5 ACC

#	Player	tot-fg		3-pt		rebounds			pf	tp	a	to	blk	s	min				
		fg	fga	fg	fga	ft	fta	of								de	tot		
02	Tamara James	f	4	16	0	5	2	2	3	1	4	2	10	0	2	0	0	30	
40	Katie Hayek	f	0	2	0	2	0	0	0	1	1	1	0	1	1	0	0	12	
03	Melissa Knight	g	4	6	2	4	0	0	0	2	2	2	10	0	3	0	1	25	
04	Lamesa James	g	2	6	0	1	3	4	3	3	6	5	7	0	1	1	3	13	
21	Renee Taylor	g	4	10	2	6	6	7	1	0	1	3	16	1	3	0	2	34	
00	Amy Audibert	0	0	0	0	0	0	0	0	0	0	1	0	0	0	0	0	6	
01	Tajana Marincic	0	0	0	0	0	0	0	0	0	0	0	0	0	0	0	0	2	
05	Imani Dhahabu	0	0	0	0	0	0	1	3	4	2	0	0	2	1	0	7		
20	Albrey Grimsley	1	3	0	0	0	0	2	2	0	2	0	2	2	0	0	14		
23	LaToya Cunningham	1	7	1	4	0	1	1	4	5	1	3	3	1	0	2	27		
30	S. Eskinazi-Budge	1	3	1	3	0	1	1	0	3	3	1	3	1	0	0	13		
32	Brittany Denson	1	3	0	0	1	2	1	2	3	5	3	1	4	4	2	17		
TEAM																			
Totals.....		18	56	6	25	12	17	13	22	35	23	54	9	21	6	10	200		

TOTAL FG%	1st Half: 10-24 41.7%	2nd Half: 8-32 25.0%	Game: 32.1%	DEADBALL
3-Pt. FG%	1st Half: 3-10 30.0%	2nd Half: 3-15 20.0%	Game: 24.0%	

2005-06 Boxscores

Game 25: Feb. 17, 2006, Florida State 68, Miami 61

VISITORS: Miami 15-10, 5-7 ACC

#	Player	tot-fg		3-pt		rebounds			pf	tp	a	to	blk	s	min				
		fg	fga	fg	fga	ft	fta	of								de	tot		
02	Tamara James	f	8	19	1	4	3	4	2	5	7	4	20	2	7	0	5	37	
03	Melissa Knight	f	3	5	1	3	0	0	1	2	3	4	7	0	2	0	0	23	
04	Lamese James	g	3	6	0	1	1	1	2	3	5	2	7	2	2	1	3	17	
21	Renee Taylor	g	5	7	1	3	3	6	0	1	1	5	14	0	6	0	1	30	
40	Katie Hayek	g	1	7	0	4	2	2	0	1	1	3	4	0	1	0	0	26	
00	Amy Audibert	0	2	0	0	1	2	1	2	3	0	1	0	0	0	0	0	9	
20	Albrey Grimsley	0	4	8	0	0	0	4	3	7	2	8	0	5	0	0	0	27	
23	LaToya Cunningham	0	4	0	1	0	0	1	2	3	2	0	3	1	0	0	1	23	
30	S. Eskinazi-Budge	0	1	0	0	0	0	1	0	1	1	2	0	2	1	0	0	8	
TEAM						6			6										
Totals.....		24	59	3	16	10	15	12	25	37	23	61	9	25	1	10	200		
TOTAL FG%		1st Half: 13-32 40.6%		2nd Half: 11-27 40.7%		Game: 40.7%		DEADBALL											
3-Pt. FG%		1st Half: 2-10 20.0%		2nd Half: 1-6 16.7%		Game: 18.8%		REBOUNDS											
F Throw %		1st Half: 4-6 66.7%		2nd Half: 6-9 66.7%		Game: 66.7%		2											

HOME TEAM: Florida State 16-8, 7-4 ACC

#	Player	tot-fg		3-pt		rebounds			pf	tp	a	to	blk	s	min				
		fg	fga	fg	fga	ft	fta	of								de	tot		
33	Britany Miller	c	2	5	0	0	0	0	4	2	6	3	4	0	0	0	0	18	
02	Laquinta Neely	g	2	8	0	0	2	2	1	3	4	4	6	3	1	0	3	31	
12	Holly Johnson	g	6	17	3	9	5	7	0	2	2	0	20	2	3	0	0	39	
23	Alicia Gladden	g	6	11	0	0	2	3	6	5	11	3	14	2	5	0	4	33	
31	Ganiyat Adecuntan	g	6	18	0	4	4	5	4	3	7	1	16	2	3	0	1	35	
10	Mara Freshour	2	4	2	3	2	2	0	5	5	0	8	0	1	0	0	0	19	
20	Tanae Davis-Cain	0	1	0	1	0	0	0	1	1	0	0	0	0	0	0	0	8	
22	Shante Williams	0	1	0	0	0	0	1	1	2	2	0	1	1	0	1	11		
44	Nikki Anthony	0	1	0	0	0	0	2	1	3	1	0	0	1	0	1	0	6	
TEAM						2			1			3							
Totals.....		24	66	5	17	15	19	20	44	14	68	10	19	0	10	200			
TOTAL FG%		1st Half: 11-30 36.7%		2nd Half: 13-36 36.1%		Game: 36.4%		DEADBALL											
3-Pt. FG%		1st Half: 2-9 22.2%		2nd Half: 3-8 37.5%		Game: 29.4%		REBOUNDS											
F Throw %		1st Half: 6-7 85.7%		2nd Half: 9-12 75.0%		Game: 78.9%		1,2											

Officials: Lisa Mattingly, Sally Bell, Dan Outlaw
 Technical fouls: Miami-None. Florida State-None.
 Attendance: 1369

Score by Periods	1st	2nd	Total
Miami	32	29	61
Florida State	30	38	68

Game 26: Feb. 19, 2006, Duke 99, Miami 93 (2OT)

VISITORS: (1/1) Duke 24-1, 12-1 ACC

#	Player	tot-fg		3-pt		rebounds			pf	tp	a	to	blk	s	min					
		fg	fga	fg	fga	ft	fta	of								de	tot			
01	Mistie Williams	f	4	10	0	0	4	5	2	4	6	3	12	1	1	2	1	36		
25	Monique Currie	f	11	18	6	9	15	16	1	5	6	4	43	2	5	1	2	40		
11	Chante Black	c	4	11	0	0	2	5	8	6	14	4	10	5	3	3	1	35		
10	Lindsey Harding	g	2	8	0	2	3	8	1	5	6	4	7	3	9	1	3	41		
23	Wanisha Smith	g	4	8	0	3	3	6	0	4	4	5	11	3	2	0	0	32		
02	Emily Waner	0	0	0	0	0	0	0	0	0	0	0	0	0	0	0	0	2		
03	Laura Kurz	0	0	0	0	0	0	1	2	3	1	0	0	0	0	0	0	4		
04	Abby Waner	1	3	1	3	0	0	0	0	0	0	3	3	1	4	0	1	19		
24	Jessica Foley	2	3	0	1	2	2	0	1	1	1	6	1	1	0	0	24			
43	Allison Bales	3	4	0	0	1	1	1	3	4	1	7	0	1	1	2	17			
TEAM						1			4			5								
Totals.....		31	65	7	18	30	43	15	34	49	23	99	16	26	8	10	250			
TOTAL FG%		1st Half: 16-30 53.3%		2nd Half: 11-25 44.0%		Game: 47.7%		DEADBALL												
3-Pt. FG%		1st Half: 4-10 40.0%		2nd Half: 2-5 40.0%		Game: 38.9%		REBOUNDS												
F Throw %		1st Half: 4-5 80.0%		2nd Half: 9-16 56.3%		Game: 69.8%		5												

HOME TEAM: Miami 15-11, 5-8 ACC

#	Player	tot-fg		3-pt		rebounds			pf	tp	a	to	blk	s	min				
		fg	fga	fg	fga	ft	fta	of								de	tot		
02	Tamara James	f	9	19	1	5	13	14	2	9	11	4	32	3	4	0	5	45	
04	Lamese James	f	3	6	0	1	0	1	4	5	3	6	0	1	0	1	0	19	
03	Melissa Knight	g	7	12	4	6	2	2	2	5	7	5	20	1	4	1	1	33	
21	Renee Taylor	g	2	17	1	6	5	6	2	4	4	3	10	4	4	0	4	44	
40	Katie Hayek	g	2	5	2	5	0	0	2	0	2	4	6	4	3	1	2	25	
00	Amy Audibert	0	0	0	0	0	0	0	0	1	1	1	0	0	0	0	0	6	
05	Imani Dhahabu	2	4	0	0	0	0	0	1	1	5	4	0	0	0	0	0	11	
20	Albrey Grimsley	5	12	0	1	2	4	2	2	4	4	12	2	8	2	2	38		
23	LaToya Cunningham	1	2	1	2	0	1	0	0	0	3	3	1	0	0	0	29		
TEAM						6			3			9							
Totals.....		31	77	9	26	22	27	17	27	44	32	93	15	24	4	15	250		
TOTAL FG%		1st Half: 12-29 41.4%		2nd Half: 14-32 43.8%		Game: 40.3%		DEADBALL											
3-Pt. FG%		1st Half: 3-11 27.3%		2nd Half: 4-9 44.4%		Game: 34.6%		REBOUNDS											
F Throw %		1st Half: 6-8 75.0%		2nd Half: 8-9 88.9%		Game: 81.5%		0											

Officials: Barbara Smith, Robert Trammell, Luis Gonzalez
 Technical fouls: (1/1) Duke-None. Miami-None.
 Attendance: 1648

Score by Periods	1st	2nd	OT	OT2	Total
(1/1) Duke	40	33	5	21	99
Miami	33	40	5	15	93

Game 27: Feb. 26, 2006, Miami 90, Georgia Tech 85 (2OT)

VISITORS: Georgia Tech 13-14 (2-12 ACC)

#	Player	tot-fg		3-pt		rebounds			pf	tp	a	to	blk	s	min				
		fg	fga	fg	fga	ft	fta	of								de	tot		
21	Mitchell, Janie	f	8	19	0	0	1	1	5	5	10	2	17	0	4	1	0	45	
35	Terry, Kasha	f	7	8	0	0	0	5	8	2	10	3	14	0	3	1	0	38	
03	Higgs, Stephanie	g	7	22	0	6	0	2	1	4	5	14	4	9	0	6	46		
05	Ingram, Jill	g	9	13	0	1	2	2	0	7	7	2	20	3	7	0	3	48	
43	Nnamaka, Chioma	g	3	5	2	2	2	2	2	4	5	10	0	3	0	1	21		
01	Williams, Jacqua	0	1	0	0	0	0	1	5	6	1	0	3	0	0	0	16		
15	Harpring, Megan	0	1	0	1	0	0	0	0	0	0	0	0	0	0	0	3		
25	Wilson, Kentrina	1	2	0	0	0	0	2	1	3	5	2	1	0	0	0	18		
32	Williams, Jessica	3	3	0	0	2	2	1	1	2	1	8	0	0	0	1	10		
42	Phillips, April	0	1	0	0	0	0	1	1	2	0	0	0	0	1	0	5		
TEAM						1			2										
Totals.....		38	75	2	10	7	14	22	29	51	24	85	11	28	2	12	250		
TOTAL FG%		1st Half: 14-31 45.2%		2nd Half: 18-27 66.7%		Game: 50.7%		DEADBALL											
3-Pt. FG%		1st Half: 0-3 0.0%		2nd Half: 2-3 66.7%		Game: 20.0%		REBOUNDS											
F Throw %		1st Half: 7-7 100%		2nd Half: 0-2 0.0%		Game: 50.0%		2											

HOME TEAM: Miami 16-11 (6-8 ACC)

#	Player	tot-fg		3-pt		rebounds			pf	tp	a	to	blk	s	min			
		fg	fga	fg	fga	ft	fta	of								de	tot	
04	Lamese James	f	3	9	1	3	2	4	3	6	9	2	9	2	2	1	1	25
02	Tamara James	g	12	18	2	4	11	14	0	4	4	4	37	5	3	1	7	49
03	Melissa Knight	g	5	9	2	3	2	2	0	1	1	4	14	0	3	0	1	44
21	Renee Taylor	g	7	12	3	6	5	8	1	0	1	0	22	4	2	0	1	47
40	Katie Hayek	g	1	5	0	2	0	0	0	0	0	0	2	3	0	0	1	25
01	Tatjana Marincic	0	0	0	0	0	0	0	0	0	0	0	0	0	0	0	0	1
05	Imani Dhahabu	0	1	0	0	0	0	0	0	0	0	3	0	0	0	0	2	11
20	Albrey Grimsley	3	4	0	1	0	0	1	2	3	3	6	1	6	1	2	32	
23	LaToya Cunningham	0	1	0	1	0	0	1	1	0	0							

- PLAYERS
- COACHES
- UNIVERSITY
- THE ACC
- OPPONENTS
- REVIEW
- HISTORY
- HONORS
- RECORDS
- MEDIA

2005-06 Boxscores

Game 29 (WNIT): March 18, 2006, Miami 95, FIU 83

VISITORS: FIU 19-13

#	Player	tot-fg		3-pt		rebounds			pf	tp	a	to	blk	s	min			
		fg	fga	fg	fga	ft	fta	of								de	tot	
15	Adley, Marquita	f	2	3	0	0	1	1	3	7	10	4	5	2	1	2	0	23
10	Jekabsone, Lasma	c	10	16	1	2	10	10	1	5	6	2	31	3	6	0	1	40
05	Ciglar, Iva	g	3	6	2	3	0	0	0	1	1	4	8	1	8	0	1	21
21	Makela, Eva	g	4	12	3	8	2	2	0	0	0	2	13	1	0	0	2	37
32	Ferguson, LaQuetta	g	3	13	1	6	3	3	1	3	4	2	10	3	3	2	0	33
42	Albrev, Gordana	g	3	3	0	0	0	0	0	4	4	2	6	1	1	1	1	15
44	Bouderra, Faeza	g	3	5	0	3	1	2	1	2	3	3	10	2	3	0	2	31
TEAM																		
Totals.....		28	58	10	22	17	18	7	28	35	19	83	13	22	5	7	200	

TOTAL FG% 1st Half: 14-28 50.0% 2nd Half: 14-30 46.7% Game: 48.3% DEADBALL
 3-Pt. FG% 1st Half: 4-12 33.3% 2nd Half: 6-10 60.0% Game: 45.5% REBOUNDS
 F Throw % 1st Half: 5-5 100% 2nd Half: 12-13 92.3% Game: 94.4% 1

HOME TEAM: Miami 17-12

#	Player	tot-fg		3-pt		rebounds			pf	tp	a	to	blk	s	min			
		fg	fga	fg	fga	ft	fta	of								de	tot	
02	Tamara James	f	7	22	4	9	14	16	1	8	9	2	32	5	4	1	5	38
03	Melissa Knight	f	5	6	4	5	0	2	1	3	4	3	14	1	3	1	4	35
04	Lamese James	f	5	7	1	1	0	0	1	5	6	3	11	0	3	0	0	26
21	Renee Taylor	g	6	15	2	8	5	5	1	4	5	2	19	10	1	0	4	38
40	Katie Hayek	g	3	3	2	2	0	0	0	1	1	0	8	0	0	1	0	16
00	Amy Audibert	g	0	3	0	0	0	0	1	0	1	1	0	1	0	0	1	10
01	Tajjana Marincic	g	0	0	0	0	0	0	0	0	0	0	0	0	0	0	0	0
20	Albrey Grimsley	g	2	4	0	0	0	0	1	1	2	2	4	0	1	0	1	18
23	LaToya Cunningham	g	3	5	1	1	0	0	0	1	1	4	7	2	1	0	0	19
TEAM																		
Totals.....		31	65	14	26	19	23	8	23	31	17	95	19	13	3	15	200	

TOTAL FG% 1st Half: 15-33 45.5% 2nd Half: 16-32 50.0% Game: 47.7% DEADBALL
 3-Pt. FG% 1st Half: 9-15 60.0% 2nd Half: 5-11 45.5% Game: 53.8% REBOUNDS
 F Throw % 1st Half: 3-4 75.0% 2nd Half: 16-19 84.2% Game: 82.6% 2

Officials: Ed Sidlasky, Tina Costello, David Kramer
 Technical fouls: FIU-None. Miami-None.
 Attendance: 1089

Score by Periods	1st	2nd	Total
FIU	37	46	83
Miami	42	53	95

Game 30 (WNIT): March 22, 2006, Virginia 83, Miami 72

VISITORS: Miami 17-13

#	Player	tot-fg		3-pt		rebounds			pf	tp	a	to	blk	s	min			
		fg	fga	fg	fga	ft	fta	of								de	tot	
02	Tamara James	f	10	21	1	2	10	14	5	5	10	4	31	1	8	1	3	37
04	Lamese James	f	2	8	0	2	0	0	2	2	4	3	4	1	2	1	3	19
03	Melissa Knight	g	6	9	3	5	1	1	0	3	3	4	16	3	1	0	0	35
21	Renee Taylor	g	6	16	2	5	1	1	3	2	5	2	15	8	5	0	1	37
40	Katie Hayek	g	1	3	1	3	0	0	0	1	1	1	3	1	4	0	0	16
00	Amy Audibert	g	0	0	0	0	0	0	1	0	1	1	0	0	0	0	0	9
20	Albrey Grimsley	g	0	1	0	0	0	0	1	7	8	2	0	1	1	0	0	14
23	LaToya Cunningham	g	1	3	1	3	0	0	0	3	3	4	3	0	1	0	0	33
TEAM																		
Totals.....		26	61	8	20	12	16	15	25	40	21	72	15	23	2	7	200	

TOTAL FG% 1st Half: 13-28 46.4% 2nd Half: 13-33 39.4% Game: 42.6% DEADBALL
 3-Pt. FG% 1st Half: 3-10 30.0% 2nd Half: 5-10 50.0% Game: 40.0% REBOUNDS
 F Throw % 1st Half: 1-2 50.0% 2nd Half: 11-14 78.6% Game: 75.0% 2,1

HOME TEAM: Virginia 20-11

#	Player	tot-fg		3-pt		rebounds			pf	tp	a	to	blk	s	min			
		fg	fga	fg	fga	ft	fta	of								de	tot	
33	Tiffany Sardin	f	6	12	0	0	0	0	3	6	9	5	12	3	4	1	1	32
04	Siedah Williams	c	5	9	0	0	3	3	3	4	7	2	13	0	1	0	2	23
05	Shamee Zoll	g	5	12	3	4	3	4	0	4	4	3	16	11	5	0	1	40
10	Brenna McGuire	g	4	7	4	7	4	4	1	2	2	16	2	0	0	1	32	
23	Takisha Granberry	g	3	10	2	3	2	4	1	2	3	3	10	1	2	0	1	23
01	Lyndra Littles	g	4	8	0	0	2	5	3	1	4	1	10	0	2	1	0	23
20	Denesha Kenion	g	1	5	0	1	4	6	0	4	4	1	6	4	2	1	4	27
TEAM																		
Totals.....		28	63	9	15	18	26	13	22	35	17	83	21	16	3	10	200	

TOTAL FG% 1st Half: 18-37 48.6% 2nd Half: 10-26 38.5% Game: 44.4% DEADBALL
 3-Pt. FG% 1st Half: 6-11 54.5% 2nd Half: 3-4 75.0% Game: 60.0% REBOUNDS
 F Throw % 1st Half: 3-4 75.0% 2nd Half: 15-22 68.2% Game: 69.2% 4

Officials: Sue Blauch, Tony Lippa, Angelic Suffom
 Technical fouls: Miami-Tamara James. Virginia-None.
 Attendance: 1541

Score by Periods	1st	2nd	Total
Miami	30	42	72
Virginia	45	38	83




Tamara James' layup early in the second half of UM's WNIT First Round victory over cross-town rival FIU proved to be a historic one as she surpassed former Hurricane Maria Rivera to become Miami's all-time leading scorer.

IN THIS SECTION...

HURRICANE HISTORY

The History of UM Basketball	110-115
UM Sports Hall of Fame	116
Retired Numbers	117
All-Time Letterwinners	118-119
Players in the Pros	120
All-Time Postseason Results	121
NCAA Tournament Teams	122-123
Year-By-Year Results	124-128
All-Time Series Results	129-132



Miami's basketball heritage began with the 1972-73 season and consisted of a team with no scholarship athletes and no indoor facilities with which to play. It is rumored that during the early years one game was actually rained out.

2006-07 UNIVERSITY OF MIAMI WOMEN'S BASKETBALL



miami™

PLAYERS
COACHES
UNIVERSITY
THE ACC
OPONENTS
REVIEW
HISTORY
HONORS
RECORDS
MEDIA

The History

It All Started in 1972-73

Miami's basketball heritage began with the 1972-73 season and consisted of a team with no scholarship athletes and no indoor facilities with which to play. It is rumored that during the early years one game was actually rained out.

Miami's first women's basketball game took place January 9, 1973 as the Hurricanes, and first-year head coach Barry Schimer, lost 37-21 to Miami-Dade North. Miami would bounce back and record its first victory three days later, a 36-26 win over Broward Central on January 12, 1973. Miami would finish its inaugural season with a 2-6 record.

Building a Foundation

It wouldn't take long for Miami to record its first winning season as the Hurricanes won their first four games, all on the road, and finished 6-3 in 1973-74. The 1974-75 season brought much of the same as Schimer led the Hurricanes to an 8-6 record, their second consecutive winning season.

That season would be one of firsts for Miami who won its first two games ever at the Florida AIAW State Championships defeating Florida A&M, 59-38, and Florida Tech, 53-32. The Hurricanes also faced Florida and Florida State for the first time losing to the Gators, 67-32, and to the Seminoles, 59-45. The 1974-75 season would also be one of endings as Schimer stepped down as coach with a career record of 16-15.

Miami moved indoors to the William Lane Campus Sports and Recreation Center in 1975-76 as Shula Feuer took over as head coach. The William A. Lane Center was made

possible by a voluntary increase in the Student Activity Fee and a grant of \$1.2 million dollars from the Dunsbaugh-Dalton Foundation. The structure was named in the memory of William A. Lane, Sr., a long-time Miami attorney, the first president of the Foundation and staunch supporter of UM.

After losing their 1975-76 season-opener, Miami exploded for 100 points in a 100-20 win over Homestead Airforce Base the next time out. The 80 point margin of victory is still a standing UM record. Miami finished at 7-13 that season and after a 9-11 record the next year Feuer stepped down as head coach of the Hurricanes.

The 1977-78 team went 8-8 under the guidance of 26-year old coach Yvette McKinney. Miami was led by Wendy Foote, Miami's first 1,000-point scorer, who averaged a school-record 25.2 points per game as a senior. She ended her UM career as the school-record holder for career field goals (490), free throws (194) and points (1,174).

In the summer of 1979, Foote became the first University of Miami basketball player since Rick Barry to sign a professional contract when she signed to play with New Orleans Pride of the Women's Professional Basketball League.

Dunn Puts UM in Position

In 1978, the university made a move that would forever change women's basketball at Miami. That year, UM hired Lin Dunn as UM's fourth-ever head coach. Dunn, who left the University of Mississippi to come to Coral Gables, was also named an Assistant Director of Athletics upon her arrival. Dunn would coach the Hurricanes for nine seasons racking up 149 wins and leading Miami to a school-record six consecutive winning seasons, two 20-win seasons, one Florida AIAW

State Championship and two berths in the AIAW Region III Tournament.

Following a 10-13 season in 1978-79, Dunn upgraded the Hurricanes schedule, taking on national powers Oral Roberts, Kansas and Alabama. The 1979-80 season also marked the first time that women's basketball was given scholarships (seven) as Dunn finished her second season with an 18-16 record.

Miami gained three additional scholarships for the 1980-81 season, raising the number of scholarship athletes to ten. Led by Sylvia Wilson, Dottie Richardson and Robin Harmony, the Hurricanes went on to one of the most successful campaigns in school history, recording the first 20-win season in school history going 24-18.

The Hurricanes also went on to win the school's first Florida AIAW State Championship and earned a trip to the AIAW Region III Tournament.

The start of the 1981-82 season marked another first for the basketball program as it had a full complement of 12 scholarships. With the added scholarships, the Hurricanes continued their tremendous success under Dunn recording a 19-10 record and earning its second-consecutive berth to the AIAW Region III Championships, despite losing to Florida State, 84-80, in the semifinals of the Florida AIAW State Championships.

Similar to the year before, UM's season ended in the first round with a 81-66 loss to national power Delta State. Wilson scored 22 points and grabbed 14 rebounds in her final game, finishing her career as Miami's then-all-time leader in points (1,713) and rebounds (1,115). Wilson still remains the only UM women's basketball player ever to surpass 1,000 rebounds for her career.

Miami Forced to Rebound from Tough Season

The 1982-83 season would prove to be a wild ride for the Hurricanes who finished 14-13, which included five straight losses to end the season.

Miami returned to winning form in 1983-84 posting a 19-12 record. The season was full of milestones as Harmony became the third UM women's basketball player to score 1,000 career points while Dunn won her 100th game at Miami, 63-58, over Rutgers on February 4, 1984.

Dunn recorded her second 20-win season in 1984-85 as Miami finished 21-7. Following a slow start, Miami would string together 12 straight wins which included victories over Florida State, Michigan State, Purdue, St. Joseph's and Missouri. Miami would go on to lose four of its next seven games before ending the season winning its final five games.

Disappointingly the Hurricanes were passed over for postseason, despite winning 21 games, by both the NCAA and NWIT.

That season Cordella Fulmore became the fourth women's basketball player to score 1,000 career points and Maria Rivera set a freshman scoring record with 523 points.



Members of the inaugural 1972-73 UM women's basketball team were forced to practice and even play outdoors. It is even rumored that during the early years, Miami actually had one game rained out.

Rivera Makes Her Mark, Dunn Leaves a Legacy

The 1985-86 season saw the resurrection of men's basketball at Miami and the completion of the Knight Sports Complex on the Coral Gables campus. Dedicated on November 12, 1985, the new building was made possible through a gift from the James L. Knight Charitable Trust. The facility was built to house the offices for the men's basketball staff, while also serving as a home court for Hurricane women's basketball games.

Despite the advantage of having new home court, Dunn's school-record string of six consecutive winning seasons came to an end in 1985-86 as young and inexperienced Hurricane squad struggled through one of the most difficult schedules in Miami history en route to a dismal 9-18 season.

The following season, Dunn put together another grueling schedule that consisted of eight teams that finished in the previous season's Top-20. The Hurricanes dropped 10 games to likes of national powers Illinois, Mississippi, Louisiana State, Old Dominion, Florida, Louisiana Tech, Auburn, Kentucky, Iowa (twice) and top-ranked Texas.

Despite the difficult season, All-America candidate Rivera continued to shine by averaging 21.4 points per game and surpassing the 1,000-point plateau in only her second season when she scored 30 points in a 82-59 win over South Florida on February 15, 1986.

In 1987-88 Miami struggled for the second-straight season, losing six of its first eight games to finish the season at 15-15. The lone bright spot was once again, Rivera who dominated by averaging 20.9 points per game. On March 7, 1987, Rivera scored 26 points in a 76-72 win over Tulane and became UM's all-time leading scorer (1,716 points), surpassing former teammate Cordelia Fulmore (1,713 points).

Two days later on March 9, 1987, Dunn would coach in her final game at Miami as the Hurricanes defeated Florida Atlantic, 59-43. Dunn left Miami to take over the head coaching duties at Purdue, finishing her tenure with a 149-119 record.

With Dunn's departure, assistant coach Ken Patrick took over as interim head coach for the 1987-88 season. Under Patrick's guidance, the Hurricanes went 14-13, once again taking on some of the best teams in the nation. Miami opened the season on a roll winning five of its first six games but stumbled in its next five games to national powers Virginia, Auburn, Illinois, Notre Dame and Old Dominion. Miami then regrouped taking seven of its last nine games including an upset 75-69 win at perennial power North Carolina.

The 1987-88 season was highlighted by Rivera, who on January 27, 1988, became the first women's basketball player in Miami history to surpass 2,000 career points. One month later she would set the UM standard for points in a game when she poured in 41 points in a 103-87 victory over Central Florida while breaking Rick Barry's school-record of 2,298 points. Rivera would leave UM as its all-time leading scorer (2,358 points) as well as the school's all-time leader in steals (382).

The Labati Era Begins

Ferne Labati was appointed the University of Miami's head women's basketball coach on March 30, 1988 and immediately made an impact on the UM program.

In her first season as head coach, Labati led the Hurricanes to a 21-8 record to mark only the third 20-win season in UM history as well as their first appearance at the NCAA Tournament.

Labati opened her UM career on November 25, 1988 with a 90-71 win over S.W. Missouri State. The game was also the first for Frances Savage, a proposition 48 casualty in 1987-88, who scored a game-high 32 points and pulled down nine rebounds in the win. Savage would go on to score a total of 649 points that season, the most by any women's basketball player in their first season.

The team's success in 1988-89 brought them an NCAA bid for the first time in school history. Miami traveled to Stillwater, Okla. to take on Oklahoma State. The Hurricanes would get 21 points apiece from Savage and Elaine Harlow, but it wouldn't be enough to overcome a 34-point effort from OSU's Clinette Jordan as the Cowboys defeated Miami, 93-69.

The Hurricanes returned the next season and finished 25-6, setting a school record for wins in a season. The 20-win season was the second consecutive for Miami under Labati and marked the first time in the school history that a women's basketball team recorded back-to-back 20-win campaigns.

Led by Savage, who averaged 23.6 points per game and set a new standard for points in a season with 733 during the year. On January 13, 1990, Miami defeated Stetson, 88-69, as Savage scored a season-high 37 points and become the seventh women's basketball player in Miami history to score 1,000 career points. She accomplished the feat in only 45 games to become the quickest woman to 1,000 points in UM history.

Despite the outstanding season Miami was not granted a bid to the NCAA Championships. Instead, the Hurricanes were offered a bid to the National Women's Invitational Tournament in Amarillo, Texas. On March 22, 1990, Miami won its first postseason game ever with an 85-83 win over Illinois State.

The next day against Kentucky, Savage poured in 24 points and grabbed 12 rebounds but it wasn't enough to overcome the Wildcats balanced attack in a 80-68 Kentucky victory.

Miami's season ended on March 24, 1990 with a 82-80 heartbreak loss to UNC-Charlotte.

After playing as independents since 1972, Labati and the Hurricanes would play as members of the New South Women's Athletic Conference in 1990-91. The Hurricanes posted their third consecutive 20-win season finishing with a 20-10 record including a 9-3 record in NSWAC play. The Hurricanes would also go on to win the conference tournament that season.

Hurricanes Hit the BIG EAST in "Dream Season"

Miami officially accepted a bid to become the 10th member of the BIG EAST Conference, beginning with the 1991-92 season, on October 10, 1990. Also called the "Dream Season" in Hurricane lore, UM's first season in the BIG EAST turned out to be the greatest in school history. The season started and ended with a loss, but in between the Hurricanes put together 30-straight wins, won the BIG EAST regular season title, going undefeated (18-0) in conference play, won the BIG EAST Tournament Championship, advanced to the Sweet 16 of the NCAA Tournament and finished with a top-10 national ranking.

UM's season-opening 71-69 overtime loss to FSU on November 23, 1991 would mark the Hurricanes last loss prior to the start of the 30-game win streak that would span 124 total days.

The first of the 30 wins occurs against state-rival Florida, with a 95-75 win in the home opener at the Knight Sports Complex on December 1, 1991. The game was dedicated to an ailing Walt Kichefski, former UM football coach and renowned "Gator-Hater". "Coach K" was to be the honorary coach for the game but was too ill to attend and the season would be dedicated to "Coach K" fol-



Former head coach Lin Dunn built the foundation of the University of Miami women's basketball program, guiding the Hurricanes to an overall record of 149-119 during her nine season stay in Coral Gables.

- PLAYERS
- COACHES
- UNIVERSITY
- THE ACC
- OPPONENTS
- REVIEW
- HISTORY**
- HONORS
- RECORDS
- MEDIA

The History



Frances Savage led Miami to the NCAA "Sweet 16" in 1992 and was named the Sports Illustrated National Player of the Year.

lowing his passing later in the season.

During the course of the season the Hurricanes overcame a second-half deficit to defeat former UM coach Lin Dunn and her Purdue Boilermakers, 65-63, on December 19, 1991 to mark the first win ever for the UM program over a top-10 team.

Four days later, Miami entered the Associated Press poll tied for 25th with Long Beach State and SW Missouri State in their first appearance in the AP poll since January, 1985. The Hurricanes would later debut in the USA Today poll in early January. The month of February saw UM break into the nation's Top 10 on February 3, 1992 at No. 9 in both polls.

Five seniors - Merren Armour, Vicki Bowers, Sherri Eyer, Jeannie Hebert and Frances Savage - took their final bow on March 1, 1992 after a smoke-filled entrance in front of a record crowd of 1,617 at the Knight Sports Complex as the Hurricanes closed out the regular season undefeated in the BIG EAST, the first undefeated season in BIG EAST history, with an 84-67 win against Villanova.

UM moved to No. 7 in the national polls the very next day, while Savage was named one of five finalists for the women's College Player of the Year. That same week Savage would earn BIG EAST Player of the Year, while Labati was named Coach of the Year. Savage and Plowden are also named to the All-BIG EAST First Team.

Sixth-ranked Miami earned the second-seed and a first-round bye in the East Regional when the NCAA announces the pairings for the 48-team women's tournament on March 15, 1992.

Two days later Sports Illustrated announced Frances Savage as its 1992 Women's Basketball Player of the Year.

Following a first-round bye at the NCAA Tournament, Hebert and Savage both score over 20 points as UM defeated North Carolina 86-72 and advance to the Sweet Sixteen in Charlottesville, Va. on March 21, 1992. The second-round game was a report-

ed sell-out in the first three hours of ticket sales.

The "Dream Season" would come to an end as third-seeded Vanderbilt handed UM a 77-67 loss.

Although the team suffered a defeat to end the season, the 30-2 year would end on a high note as Savage was named to the prestigious Kodak All-America team in addition to being named the SI Player of the Year.

UM Wins Back-to-Back Titles

Even with the graduation of Savage and career assist leader Hebert, the Hurricanes continued their winning ways in 1992-93 finishing 24-7 en route to their second-consecutive BIG EAST regular season and tournament titles. The 20-win season was Miami's fifth consecutive under Labati and set a school record for consecutive 20-win seasons.

The Hurricanes' opening game of 1992-93 was one for the record books as Miami won its 300th game in the program's history with a 94-37 thrashing of Florida Atlantic on December 6, 1992. Three days later on December 9, Plowden became the ninth women's basketball player in UM history to score 1,000 career points as Miami rolled to a 80-63 win over Appalachian State.

Miami ended the regular season with a 77-65 win over Pittsburgh to clinch a share of its second consecutive regular season title with Georgetown. The BIG EAST Tournament was all Miami as the Hurricanes swept to the championship beating all three of their opponents by an average of over 20 points per game.

The tournament championship guaranteed the Hurricanes a return trip to the NCAA Tournament and Miami hosted St. Peter's on March 17, 1993 in the opening round of the East Regional. Della Wilson led Miami with 21 points as the Hurricanes advanced to the second-round with a 61-44 win. Miami's season would end three days later in Bowling Green, Ky. to Western Kentucky.

The summer of 1993 was a joyous one for

Labati, who was awarded on June 21, 1993, the first multi-year contract given to a coach of a women's sport in UM history.

Following two injury-plagued seasons that saw UM go 10-17 and 11-16 in 1993-94 and 1994-95, respectively, as well as the effects of Hurricane Andrew on the South Florida area, the Hurricanes bounced back to earn a share of the 1995-96 BIG EAST title.

The 1995-96 season saw the addition of Notre Dame, Rutgers and West Virginia as full-time conference members which began the start of divisional play. The BIG EAST was separated into two divisions, the BE 6 and BE 7.

UM began the 1995-96 season healthy for the first time in three seasons and difference showed as Miami opened the season winning five of its first seven games. The Hurricanes slumped following the holiday break but caught fire at the end of the year winning seven of its last 11 regular season games, including a 67-60 win over Seton Hall in the season finale, en route to a share of the BIG EAST 7 Division title and a 15-14 record. Also highlighting the season was Labati's 150th win at UM. The milestone victory for Labati moved her into first-place on UM's career-wins list ahead of the legendary Lin Dunn.

Miami embarked on the 1996-97 season with high expectations as four starters returned from a team that won seven of its final 11 regular-season games the year before on its way to a share of the BIG EAST 7 division title. Even before the season began, the Hurricanes would go from one of the most experienced teams in the BIG EAST to one of the youngest as starters Jordan and Cassandra Wimes were lost prior to the season's first game.

On top of the early setbacks, Miami would have to play one of the toughest schedules in team history. The 1996-97 season saw seven UM opponents finish among the final USA Today/CNN Top-25 coaches poll, including Old Dominion (2nd), Notre Dame (4th),



In their first season in the BIG EAST, the 1991-92 season saw the Hurricanes put together a school-record 30-2 overall record enroute to their first BIG EAST Regular Season and Championship Tournament Titles.

Connecticut (5th), Florida (6th) and Alabama (8th).

Miami struggled early but rallied to win seven of its final 10 games, advance to the semifinals of the BIG EAST tournament and finish with a respectable 15-14 overall record.

Several positives were taken from that season as numerous Hurricanes reached milestones that season including Desma Thomas who broke the school record for career three-point baskets against Oral Roberts on December 19, 1997. Thomas would later become the 10th women's basketball player in UM history to eclipse 1,000 career points. A week later, Octavia Blue would join her on that list as UM's 11th 1,000-point scorer. The season's biggest milestone was reached on February 2, 1997 when Miami defeated Villanova 70-56 giving Ferne Labati her 300th career victory.

The 1996-97 season saw the emergence of two more players as Gina Graziani led the BIG EAST in assists, while Kym Hope would earn the conference's Most Improved Player award.

Graziani shattered both the Miami (198) and BIG EAST (143) freshman records for assists in a season. She would become the first freshman in BIG EAST history to lead the league in assists as well as finish the season ranked sixth nationally.

The women's basketball program received another honor when on April 10, 1997, Associate Head Coach Robin Harmony became the first former women's basketball player in UM history to be inducted into the University of Miami Sports Hall of Fame.

Blue, Hope and Graziani Lead UM Back to NCAA's

The 1997-98 season returned four starters in All-BIG EAST Preseason First Team selections Octavia Blue and Kym Hope, plus the return of Cassandra Wimes and BIG EAST assists leader Gina Graziani. That season the Hurricanes finished with a 19-10 overall record and an impressive 13-5



Kym Hope was named the 1997-98 BIG EAST's Most Improved Player.



Vicki Plowden was named the 1993 BIG EAST Championship Tournament MVP after leading the Hurricanes to their second-consecutive BIG EAST title.

mark in BIG EAST competition, both five-year highs. In addition, UM was one of three teams in the 13-team conference to receive a first round bye at the 1998 BIG EAST Women's Basketball Tournament before going on to return to post-season play at the 1998 NCAA Division I Women's Basketball Tournament.

In perhaps the Hurricanes biggest win of the season, Blue made the first of two free throw attempts with no time left on the clock to lift UM to a 77-76 over Notre Dame, a participant in the 1997 Final Four, on February 3, 1998. Blue grabbed a rebound as time was expiring and was fouled as she went back up for the put-back.

Blue became the first UM player to ever be drafted in the WNBA's annual draft as she was selected in the second round, 15th overall, by the Los Angeles Sparks, while earning BIG EAST First Team honors along with Hope. Hope led the league in rebounding and double-doubles and Blue placed second in scoring followed by Hope, while Graziani once again led the league in assists.

Graziani would finish fifth in the nation in assists as she became just the second player ever at UM to record over 200 assists in one season with 210.

After a four-year absence, the Hurricanes returned to NCAA post-season play for the first time since the 1992-93 season. The 11th-seeded Hurricanes played sixth-seeded and 14th-ranked Clemson in the Midwest Regional at Ruston, La. on March 14, 1998. The Tigers, who were ahead by just two points after the first half, pulled away in the second for a 60-49 win over Miami.

The 1998-99 season returned two starters in All-BIG EAST Preseason First Team selection Kym Hope, BIG EAST assists leader Gina Graziani. The Hurricanes finished the 1998-99 season with an overall mark of 15-14 and a conference record of 9-9. UM finished the conference race in a tie for sixth place, advancing to the BIG EAST tournament quarterfinals. UM was then awarded an invitation to play Rice in the Women's NIT.

Seniors, Hope, Jordan, Barnhart and Wimes spent their final season donning the Hurricane uniform and left their mark in the

record books. Hope, Jordan and Wimes became the 12th, 13th and 14th players, respectively to surpass the 1,000 point plateau. Hope was named to the All-BIG EAST first team while classmate Jordan earned third-team honors. Graziani ranked third in the conference with 153 assists in 24 appearances.

The 1999 BIG EAST tournament was slated to begin on February 27 and matched up No. 7 seed Miami with No. 10 seed West Virginia. Hope's double-double of 29 points and 14 rebounds led the Hurricanes along with the similar feat by Graziani who finished with 10 points and 11 assists. Wimes hit for 20 points and with that effort surpassed 1,000 career points. The quarterfinal round pitted then No. 7 Rutgers vs. the Miami Hurricanes. Rutgers defense, rated No. 2 nationally, proved too much for the Hurricanes as the Scarlet Knights ran away with a 79-53 win. The 'Canes were led by Hope and Graziani who scored 11 points apiece.

A trip to Houston, Texas was in the cards for the Hurricanes as well as a match-up with Rice in the first round of the Women's National Invitational Tournament. The Owls defeated UM 65-58, despite a 22-point effort from Hope and 19 points from Wimes. The game marked UM's sixth postseason appearance and second straight after receiving the at-large bid in 1997-98.

The Rebuilding Begins

The 1999-2000 season marked a rebuilding period for the Hurricanes and head coach Ferne Labati. Miami suffered the loss of four starters from the 1998-99 NCAA tournament team, returning lone starter Gina Graziani for her senior campaign.

The young Hurricane team finished with an overall mark of 14-15 and a conference record of 9-7. UM finished the conference race in a tie for sixth place. Miami was the sixth seed in the BIG EAST tournament by virtue of a tie with Pittsburgh and the result of their head-to-head competition. In the first round UM defeated Seton Hall before falling to Notre Dame in the quarterfinals.

Graziani left her mark in the UM and BIG

PLAYERS
COACHES
UNIVERSITY
THE ACC
OPPONENTS
REVIEW
HISTORY
HONORS
RECORDS
MEDIA

- PLAYERS
- COACHES
- UNIVERSITY
- THE ACC
- OPPONENTS
- REVIEW
- HISTORY**
- HONORS
- RECORDS
- MEDIA

The History



Desma Thomas broke the school record for career three pointers during the 1997-98 season while becoming just the 10th player in UM history to record 1,000 career points.

EAST record books. She led the team in assists every season in her four-year career and left the UM ranks first on UM's individual career list with 743 assists in her career.

The 2000 BIG EAST tournament began on March 4 and matched up sixth-seeded Miami with No. 10 seed Seton Hall. Dalia Clarke's double-double with 14 points and 11 rebounds led the Hurricanes to a 69-42 win over Seton Hall. The Pirates shot just 17 percent in the first half and 24 percent for the game. Miami's 27-point winning margin was the second largest in conference history for a first-round game. The quarterfinal round pitted the No. 2 seed Notre Dame versus Miami. The Fighting Irish had handed UM losses in both previous meetings by a margin of 15 or more points in the regular season. Notre Dame proved too much for the Hurricanes winning again by a 15-point margin, with a 67-52 final score to end the season.

The rebuilding process would continue with the 2000-01 The season was one of ups and downs for Miami as the young UM team finished with an overall mark of 13-15 and a BIG EAST record of 6-10, but finished with on a positive note for the following season. Highlighting the play and showing a glimpse of the future was freshman forward Chanivia Broussard who was named to the All-BIG EAST Rookie Team.

Miami Resumes Postseason Play, Moves into the "Convo"

After two consecutive losing seasons, the Hurricanes rebounded in the 2001-02 season, going 19-12, which included wins over 17th-ranked Texas, 21st-ranked Boston College and 24th-ranked Virginia Tech to make their first appearance in the in Women's National Invitational Tournament since the 1998-99 season.

Miami finished fifth in the BIG EAST with a record of 10-6. Meghan Saake became the first player ever to earn BIG EAST Defensive Player of the Year honors Chanivia Broussard was named to the BIG EAST Second Team.

Following a second-round loss to Villanova in the 2002 BIG EAST Tournament, Miami earned a birth into the 2002 WNIT, setting up a first round game against Georgia Tech in Atlanta, Ga. The Hurricanes knocked off the Yellow Jackets, 73-64, to move on to Houston, Texas for a match-up with Houston. Miami couldn't get past the Cougars, falling 83-76 to close out the season.

Building on the momentum carried over from the previous year, the 2002-03 season marked one of great success and excitement for the Hurricanes. Miami finished the season 18-13 and made its first appearance in the NCAA Tournament since the 1997-98 season. Miami received an at-large bid into the NCAA's marking the first time in league history the BIG EAST sent seven teams to the 'Big Dance'.

The Hurricanes also moved into a new home playing in the Convocation Center - a \$48 million dollar, three-story, 7,000 seat, 200,000 square foot facility - on January 15, 2003.

With 16 wins in the regular season which included a win on the road against 16th-ranked Notre Dame, the Hurricanes advanced to the 2003 BIG EAST Tournament where they upset second-seeded and 18th-ranked Rutgers in the quarterfinals before falling to eventual BIG EAST Tournament Champion, Villanova in the semifinals.

Following the BIG EAST Tournament, received an at-large bid to the 2003 NCAA Tournament, marking just the fifth tournament appearance in school history and their first since the 1997-98 season. Seeded 11th, UM headed to Albuquerque, N.M. to take on sixth-seeded New Mexico. Playing in front of a contingent of 16,151 fans - the largest first-round crowd to attend the Women's NCAA Tournament - the Hurricanes fell in overtime, 91-85, to the Lobos to cap of the season.

Head coach Ferne Labati won her 400th career victory with a win over St. John's on Feb. 8, 2003. Labati became the 39th Division I head coach to reach the 400-win mark.

Freshman Tamara James stormed onto the BIG EAST scene, becoming the first freshman ever to lead the league in scoring with 21.0 points per game and earned All-BIG EAST second team, freshman team and tournament team honors. She was the highest scoring freshman in the nation, ranked 10th nationally, earned Associated Press, WBCA/Kodak All-America Honorable Mention honors and was named to the Freshman All-America team by Full Court Press. James earned BIG EAST Rookie of the week five times-the five times marked the most times a Miami player has earned the weekly honor.

Miami led the nation in steals averaging 14.8 steals per game led by Saake, who ranked third in the nation averaging 4.0 steals per game.

Miami says farewell to the BIG EAST

The 2003-04 season would mark a milestone in the UM women's basketball program

as, with the announcement that Miami would join the Atlantic Coast Conference beginning with the 2004-05 season, the Hurricanes would be playing in their final season in the BIG EAST.

With that as the backdrop of the year, head coach Ferne Labati led the 2003-04 Hurricanes to one of the most successful seasons in UM history and was named the 2004 Russell Athletic/WBCA Region I Coach of the Year.


The Hurricanes opened the season with a school-record 12-game win streak before going to finish with an overall record of 22-7 on their way to their second consecutive appearance at the NCAA Tournament. The total number of wins marked only the eighth time in school history and the first time since the 1992-93 season a UM team had won 20 or more games.

In their BIG EAST farewell tour, the Hurricanes finished fourth in the conference with an 11-5 record. They earned a first round bye in the BIG EAST Tournament for the first time since the 1997-98 season before falling in the quarterfinals to eventual BIG EAST Tournament Champion, Boston College.

Miami earned an at-large bid to the 2004 NCAA Tournament and drew the West Regional fifth-seed. The Hurricanes were knocked out in the first round, losing to future ACC-rival and 12th-seeded Maryland, 86-85.

Sophomore Tamara James continued to make her mark in the Miami record book in 2003-04, becoming the 17th player and the fourth sophomore in UM history to reach 1,000 career points with a 26 point outing against Syracuse on February 18. James also became the first player since the 1998-99 season to earn All-BIG EAST First Team honors after averaging 16.6 points and 4.6 rebounds per game.

Senior Chanivia Broussard, who averaged 15.2 points and 6.2 rebounds per game, earned All-BIG EAST Third Team accolades while junior Yolanda McCormick was named to the All-BIG EAST honorable mention team.



Gina Graziani recorded a UM record 743 assists during her four-year career from 1996-00.

Miami Joins the Tradition-Rich ACC

After a 13-year run as members of the BIG EAST, the University of Miami officially became members of the tradition-rich Atlantic Coast Conference on July 1, 2004. Joining UM's move would be fellow BIG EAST departee, Virginia Tech, which would expand the already dominant conference into a new 11-team league.

UM's 2004-05 inaugural season in the ACC would prove to be a difficult one as the Hurricanes posted their first losing season in four years with an overall mark of 13-16. Miami put together a ninth-place 4-10 finish in what would be considered the strongest conference in the country as eight-of-11 ACC teams qualified for postseason play.

Drawing the ninth seed in their conference tournament debut at 2005 ACC Tournament, the Hurricanes made their first appearance at the annual event a dramatic one as Tamara James fought off two Georgia Tech defenders as time expired to get off a game-winning shot to lead UM past the Yellow Jackets, 6-58, in the opening round.

Miami returned the next day to take on top-seeded, and eventual tournament cham-

pions, North Carolina, but fell to UNC, 64-57 after leading for the majority of the game.

James once again headlined UM's season, leading the ACC in scoring with 22.3 points per game to become just the second player in NCAA history to lead two major conferences in scoring. James' scoring average would rank fifth nationally as she drew All-ACC honors in addition to being named an AP and WBCA/Kodak Honorable Mention All-American.

While Miami set foot in a new conference in 2004-05, that season also saw the end of the Labati era, who's UM career ended after 17 seasons at the helm of the Hurricane women's basketball program following the season. Labati left as the winningest coach in UM history, posting an overall record of 303-195 while at Miami.

The Beginning and End of an Era

The 2005-06 season would mark the beginning of the newest era in Miami women's basketball along with the end of one of the greatest careers in Hurricane History. Beginning a legacy would be first-year head coach Katie Meier while on the other hand,

the final chapter of the Tamara James; era came to a close in very dramatic fashion.

In her first season Meier wasted little time in making the first steps towards her goals of making UM a national name. After receiving little attention in the ACC preseason polls, the Hurricanes posted an impressive overall record of 17-13 and, fighting through a conference that would send nine teams to the postseason, including three to the NCAA Final Four, finished with sixth-place, 6-8 record in ACC play en route to earning a berth into the second round of the 2006 Women's National Invitation Tournament.

Throughout the season Miami posted wins over ranked teams such as Mississippi (No. 25), Boston College (No. 21) and Virginia Tech (No. 25) and nearly knocked off then-No. 1 Duke in double-overtime. The Hurricanes also recorded wins over two eventual conference champions in Hartford (America East) and Oakland (Mid-Continent).

Under Meier's guidance James produced one of the greatest seasons ever seen by a UM player, becoming the University's all-time leading scorer before being taken as the eighth overall pick in the 2006 WNBA Draft by the Washington Mystics.



On March 18, 2006 UM's Tamara James, who would finish with 2,406 career points, surpassed former Hurricane Maria Rivera to become the University of Miami's all-time leading scorer in UM's WNIT First Round win over cross-town rival Florida International.

PLAYERS
COACHES
UNIVERSITY
THE ACC
OPPONENTS
REVIEW
HISTORY
HONORS
RECORDS
MEDIA

PLAYERS
COACHES
UNIVERSITY
THE ACC
OPPONENTS
REVIEW
HISTORY
HONORS
RECORDS
MEDIA

UM Sports Hall of Fame

The University of Miami Athletics Hall of Fame was officially created on April 13, 1966. Several judges of the Circuit Court of Dade County, all of whom were UM Alumni, spear-headed the Hall's creation as a method of recognizing "those who have contributed most to Hurricane athletics over the years."

The 2006 inductees were: Joey Cora (baseball), Amy Deem (women's track coach), Leonard Hamilton (basketball), Ray Lewis (football), Ryan McNeil (football), Darrin Smith (football), Ron Thorne (track).

Lewis, who won a Super Bowl with the Baltimore Ravens said of his induction, "This honor for me, right now today is the happiest day of my life. Words can't adequately explain. This is it. I've been to the top of a lot of things, even the Super Bowl, but this is legendary."

With the 2006 class, there have been 328 inductees into the Hall. The Hall of Fame is housed on the UM campus adjacent to the Hecht Athletic Center.

Inductees:

Hal Allen (football coach)
 Otis Anderson (football)
 Jodi Appelbaum Steinbauer (tennis)
 Ray Arky (football)
 Jessie Armstead (football)
 Dr. Bowman F. Ashe (UM president)
 Rod Ashman (football, basketball)
 Wilbert Bach (sports information)
 Pete Banaszak (football)
 Mike Barnes (football)
 Micheal Barrow (football)
 Rick Barry (basketball)
 Wayne Beckner (basketball)
 Tom Beier (football)
 Bill Bennett (track)
 Lloyd Bennett (track and swimming coach)
 Sharon Berg (swimming)
 Stanley "Skip" Bertman (baseball coach)
 Al Besselink (men's golf)
 Don Bosseler (football)
 Bennie Blades (football)
 Melvin Bratton (football)
 Melissa Briley-Mieras (diving)
 Eddie Brown (football)
 Eric Brown (basketball)
 Jerome Brown (football)
 Janet Buchanan-Kerr (swimming)
 Dr. Charles Burbacher (team doctor)
 Andrew Burrow (tennis)
 Jim Burt (football)
 Edward "Red" Cameron (football, boxing)
 Whitey Campbell (football, basketball, baseball, and football and baseball coach)
 Al Carapella (football)
 Rubin Carter (football)
 Sy Chadroff (basketball, baseball)
 Nick Chickillo (football)
 Tony Cline (football)
 Julius Cohen (basketball)
 Dan Connors (football)
 Horace Copeland (track)
 Alex Cora (baseball)
 Pat Cramer (tennis)
 Tony Cristiani (football)
 Nathaniel Crosby (golf)
 Fran Curci (football, football coach)
 Don Curmutt (basketball)
 Paul Dee (athletic director)
 Amy Deem (women's track coach)
 Bill Deering (track and field)
 Dr. Mickey Demos (boxing)
 Paul Desjardins (golf)
 Bill Diaz (swimming coach)
 Eddie Dibbs (tennis)
 Carl DiBernardo (boxing)
 Jim Dooley (football, track)

Lin Dunn (women's basketball coach)
 Eddie Dunn (football, basketball, baseball, coach)
 Gary Dunn (football)
 Eddie Edwards (football)
 Judy Eller (golf)
 Craig Erickson (football)
 Dennis Erickson (football)
 Lee Evans (reporter)
 Jorge Fabregas (baseball)
 Kevin Fagan (football)
 Jaime Fillol (tennis)
 Mike Fiore (baseball)
 Chuck Foreman (football)
 Dawn Frady (swimming)
 Ron Fraser (baseball coach)
 Abe Friedman (basketball)
 George Gallett (sports information)
 Luis Garcia (tennis)
 Greg Garlich (diving)
 Charlie George (football)
 Harry Ghaul (football, baseball)
 Ron Godfrey (basketball coach)
 Tom Gompf (swimming coach)
 Orlando Gonzalez (baseball)
 Joe Grahe (baseball)
 Dr. Joel Green (baseball)
 Lise Gregory (tennis)
 Matt Gribble (swimming)
 Randy Guerra (baseball)
 Andy Gustafson (football coach, athletic director)
 Jack Hackett (football)
 Bruce Hale (basketball coach)
 Leonard Hamilton (basketball)
 Penny Hammel (women's golf)
 John Hammil (tennis)
 Jack Harding (football coach, athletic director)
 Robin Harmony (women's basketball)
 Dennis Harrah (football)
 Doris Hart (tennis)
 Al Harum (tennis)
 Janet Hass (women's tennis)
 Bill Hawkins (football)
 Neal Heaton (baseball)
 Ted Hendricks (football)
 Jeannie Hebert-Truax (women's basketball)
 Dr. Lloyd Heuson (golf coach)
 Dick Hickox (basketball)
 Alonzo Highsmith (football)
 Carlos Huerta (Football)
 Isabella Hutchinson (women's athletics)
 Michael Irvin (football)
 Stan Jakubowski (baseball)
 Calvin James (baseball)
 Don James (football)
 Harvey James (football)
 Sam Jankovich (athletic director)
 Charles Johnson (baseball)
 Jack Johnson (football)
 Jimmy Johnson (football coach)
 Art Kehoe (football, football coach)
 Jim Kelly (football)
 Cortez Kennedy (football)
 Tracy Kerdyk (golf)
 Walter Kichetski (football, coach)
 Bill Kimbrough (football)
 Tom Kearns (football, basketball, boxing)
 Chuck Klein (football)
 Bernie Kosar (football)
 Wayne Krenchicki (baseball)
 Ferne Labati (women's basketball)
 Phil Lane (baseball)
 Don Latimer (football)
 Lenny Layland (diving)
 Ann Laughlin (golf)
 Thom Lehman (baseball)
 Denny Leonard (football, boxing)
 Dale Lewis (tennis coach)
 Ray Lewis (football)
 Steve Lichtner (swimming)
 Ron Lippett (football)
 Jack Losch (football, baseball, track)
 Greg Louganis (diving)
 William "Bunny" Lovett (boxing, coach)
 William C. Luffler (tennis coach)
 Melinda Lyverse (swimming)
 Jorge Maduro (baseball)

Dr. Harry Mallios (football, athletic director)
 Gordon Malloy (football)
 Rodney Mandelstam (tennis, soccer)
 Fred Marion (football)
 Greg Mark (football)
 Don Mariutto (football)
 Leo Martin (football)
 Russell Maryland (football)
 Pete Mastellone (football)
 Bob Masterson (football, boxing)
 Frank McDonald (football)
 Ryan McNeil (football)
 Bill Miller (football)
 Danny Miller (football)
 George Mira, Sr. (football)
 George Mira, Jr. (football)
 Hart Morris (football, basketball coach)
 Jim Morris (baseball coach)
 Jerry Moss (tennis)
 Gardnar Mulloy (tennis, and coach)
 Jack Nelson (swimming, and coach)
 John Noppenberg (football)
 Jim Otto (football)
 Burgess Owens (football)
 Mike Pagliarulo (baseball)
 Dean Panaro (men's swimming and diving)
 Tom Pratt (football)
 Larry Pyle (baseball)
 Rick Raether (baseball)
 Joaquim Rasgado (tennis)
 Billy Regan (boxing coach)
 Ronni Reis-Bernstein (tennis)
 Ros Riach (women's tennis)
 Maria Rivera (women's basketball)
 Patti Rizzo (golf)
 Al "Flip" Rosen (football, baseball)
 Gaither Rosser (swimming)
 Dr. Francis "Whitey" Rouviere (football, baseball)
 Ed Rubinoff (tennis)
 Gillian Russell (track)
 Art Saey (Boxing, football)
 Warren Sapp (football)
 Frances Savage (women's basketball)
 Sam Scarnecchia (football)
 Howard Schnellenberger (football coach)
 Leon Searcy (football)
 Harold Sears (football)
 Pancho Segura (tennis)
 Kevin Sheary (baseball)
 Doug Shields (baseball)
 Archie Slaton (boxing)
 Danny Smith (baseball)
 Darrin Smith (football)
 Don Smith (football)
 Frank Smith (football)
 Sam Sorce (baseball)
 Roberta A. Speer (golf)
 Gene Stage (basketball)
 Daniel Stubbs (football)
 Tom Sullivan (football)
 Bob Tatarek (football)
 Vinny Testaverde (football)
 Ron Thorne (track)
 John "Red" Tobin (football, basketball)
 Gino Torretta (football)
 Armand "Stitch" Vari (football and coach)
 Jesse Vassallo (swimming)
 Steve Walsh (football)
 Marshall Wayne (diving)
 Ed Weisacosky (football)
 Earl Welbaum (track and field)
 Dave Wike (coach, trainer)
 David Wilkie (swimming)
 Larry Wilson (football, baseball)
 Nick Wolcuff (football, boxing, wrestling)
 William Wrona (baseball)
 Jodi Yambor (swimming)
 Ernie Yaroshuk (baseball)

Maria Rivera #11



Maria Rivera

As one of the most electric scorers ever to step on the court and play at the University of Miami, Maria Rivera left her mark at UM as a four-year standout with the Hurricanes. During her playing career from 1984-88, Rivera reached a level never before achieved at Miami and left UM the school record holder in several categories, including career points with 2,358.

Rivera can to Miami by way of Canovana, Puerto Rico, where, at just the age of 14, she was named the 1978 Player of the Year by the Puerto

Rican Olympic Committee before going on to star on the Puerto Rican 1979 and 1983 Pan American Teams.

From day one she showed an unprecedented desire to achieve at UM. Speaking only Spanish, Rivera borrowed \$2,000 dollars from a bank to enroll in an intense fast-paced English program to pass an English equivalency exam required to enroll at Miami and just three months later she was on campus and playing for the Hurricanes.

Rivera averaged 18.7 points - the seventh highest single-season average in school history - and 5.3 assists, leading the Hurricanes in scoring in 13-of-28 games in 1984-85, her first season at UM. That season she showed what lay ahead on several occasion, including a school-record setting performance against Lamar where she hit 10-of-11 shots from the field and a 33-point outing against Florida. Following the conclusion of the regular season, she was named to the Women's Basketball Yearbook Freshman All-America Team.

The following season she stepped up her game, averaging 21.4 points, 4.4 rebounds and 3.3 assists per game. Her 21.4 points per game was the second-highest single-season average in UM history and her 579 points was the third-highest ever at Miami.

Rivera's junior season was highlighted by yet another impressive scoring out-put, averaging 20.9 points, which ranked third all-time at UM just behind her previous season's mark. That season was full of memorable achievements, including a then-career high 38 point game in UM's opener against Monmouth, but none where more exciting than when she surpassed former Hurricane Sylvia Wilson to become Miami's all-time leading scorer.

In her senior campaign Rivera posted what could have been the most memorable one of her career. Needing 29 points to break former men's basketball legend Rick Barry's UM basketball record of 2,298 points, Rivera scored 30 points in the first half of a February 25th contest with Central Florida en route to a school-record 41 points to become the University of Miami's all-time leading scorer in both men's and women's basketball.

Upon finishing her career with the Hurricanes, Rivera left as the school record-holder in 16 separate categories including points (2,358), scoring average (21.1 ppg), steals (382) and field goals made (891) and attempted (1,931) to firmly ensure her place as one of the greatest basketball players to ever play at the University of Miami.



Maria Rivera, pictured with former Athletic Director Sam Jankovich, became the first woman's basketball player in UM history to have her number (11) retired.



Francis Savage #24



Frances Savage

Frances Savage is arguably one of the best players to ever don a uniform at the University of Miami. During her four-year career from 1988-91 Savage etched her name throughout the UM record books. She left as the school's second all-time leading scorer with 2,184 points and first all-time with a career 23.2 scoring average - all despite missing all but two games of her senior season.

The 12th child of a household of 13 children, the Fort Lauderdale, Florida native averaged over 30 points per game during her senior season at Sunrise Piper High School and was named the Miami Herald's Broward Player of the Year in 1985 and 1987.

After drawing All-America honors as a high school standout, Savage chose to attend the University of Miami, but was forced to sit out her freshman season in 1987 while fulfilling academic requirements.

Once her opportunity arose in 1988, Savage burst onto the scene at UM, scoring 32 points in her collegiate debut versus Southwest Missouri State - the most points scored by a Miami player in their opening game. She would go on to start and score double figures in all 29 games of the 1988 season, averaging 22.4 points and 9.2 rebounds per game.

As a preseason All-America candidate, Savage's junior season picked up where the 1988 season left off, scoring double figures in all 31 games that season while leading the team in points per game (23.6), rebounds per game (9.5), steals (71), free throw percentage (.786) and field goal percentage (.540).

In 1990, Savage opened her senior season with back-to-back 30-point outings, but was lost for the year with a torn ACL suffered in just the second game of the season.

Granted a fifth year of eligibility, in 1991, Savage returned to score 31 points in her first start against in-state rival, Florida. She tied the school record with 41 points in UM's win over Providence during the course of the Hurricanes' 30-game win streak.

Averaging 23.3 points and 10.6 rebounds per game, Savage helped lead the Hurricanes to the BIG EAST Championship title in only their first season in the conference and was named both the BIG EAST and Sports Illustrated Player of the Year, in addition to garnering Kodak All-America honors.

Savage left UM as one of the most decorated athlete's in school history, holding nine Hurricane records as well as finishing as the school's second leading scorer all-time and has since been inducted into the UM Sports Hall of Fame - one of only four players in school history - as well as the University of Miami's "Iron Arrow" Society - the highest honor bestowed on an individual by the university.



Chris Ball (left) of the Hurricane Club presented Frances Savage with a framed No. 24 jersey to commemorate her jersey being retired in the opening game of the Convocation Center on January 15, 2003.



PLAYERS
COACHES
UNIVERSITY
THE ACC
OPPONENTS
REVIEW
HISTORY
HONORS
RECORDS
MEDIA

All-time Letterwinners



Kristine Lichtenwalner (pictured) and current UM player Selena Eskinazi-Budge hold the distinction of have the longest last names in UM history with 13 letters.

AAAAA

Anderson, Sandra	1978-79
Armour, Merren	1988-92
Audibert, Amy	2003-present
Arsova, Vera	2001-03
Athanas, Marecion	1972-73

BBBBB

Baker, Debbie	1976-77
Barnhart, Beth	1995-99
Barnhart, Kathy	1974-75
Bell, Marci	1975-77
Bentoski, Pat	1979-80
Bjork, Sharon	1975-76
Blount, Gailyn	1972-75
Blue, Octavia	1994-98
Bodley, Martha	1998-02
Bolton, Wendy	1972-73
Bowers, Vicki	1988-92
Bowie, Pat	1978-79
Bowles, Joanie	1983-85
Brant, Regina	1985-87
Broussard, Chanivia	2000-03
Bullock, Chountelle	1986-89
Butler, Hope	1984-88

CCCCC

Caffey, Chandra	1976-78
Castaneda, Jessie	1993-94
Castineira, Barbara	1976-80
Chiarelli, Ann	1972-73
Clark, Dalia	1999-01
Clayton, Nanci	1985-90
Clement, Jeannine	1973-74
Collinson, Carly	1996-97
Colville, Julie	1985-86
Curtis, Marianne	2004-present

DDDDD

DelPrincipe, Laura	1983-84
Dhahabu, Imani	2003-present
Dourney, Sue	1972-73
Drury, Shannon	1996-99

EEEEE

East, Sue	1973-75
Edwards, Melissa	1985-89
Erman, Lisa	1981-83
Eskinazi-Budge, Selena	2004-present
Eyer, Sherri	1988-92

FFFFF

Farber, Sue	1975-76
Farley, Margaret	1989-90
Faulkner, Maureen	1993-96
Feicht, Julie	1988-89
Fistel, Naomi	1973-74
Foote, Wendy	1974-78
Fowler, Kathryn	1998-02
Fuentes, Ana	1978-79
Fulmore, Cordelia	1983-85

GGGGG

Gering, Marjorie	1978-79
Grafentin, Debbie	1977-79
Graziani, Gina	1996-00
Grimsley, Albrey	2004-present

HHHHH

Haight, Sue	1973-75
Hamilton, Sandra	1985-86
Harlow, Elaine	1986-90
Harmony, Robin	1980-84
Hartlaub, Alicia	1999-03
Harris, Carla	1990-93
Harris, Gwen	1980-84
Hartman, Sue	1976-80
Harvey, Loretta	1980-84
Hayek, Katie	2002-present
Hebert, Jeannie	1988-92
Henne, Jill	1993-97
Hines, Saritta	1997-98
Holland, Allison	1977-79
Holmes, Jacquelyn	1972-74
Hope, Kym	1995-99
Hotchkiss, Mandy	1976-77
Hunter, Dana	1979-83

IIIII

Iacoboni, Tessa	1995-98
-----------------	---------

JJJJJ

Jackson, Deborah	1979-80
James, Lamese	2004-present
James, Sheila	1998-02
James, Tamara	2002-present
Johnson, Christi	1989-90
Jones, Debbie	1972-74
Jones, JoJuana	2004-05
Jones, Lisa	1988-90
Jones, Shay	1992-96
Jordan, Jennifer	1994-99

KKKKK

Knight, Melissa	2001-present
Kunczt, Belinda	1989-91

LLLLL

Lavrinovich, Ann	1980-81
Lewman, Lori	1983-85
Lichtenwalner, Kristin	1981-85
Lusinski, Kim	1975-77

MMMMM

Maggs, Marguerite	1978-79
Maik, Galia	1991-94
Mapp, Donna	1981-83
Marincic, Tatjana	2002-present
Marshall, Debbie	1980-85
Martin, Tania	1985-87
McCarthy, Carolyn	1981-83
McCormick, Yalonda	2001-05

All-time Letterwinners

McCray, Johonna	1980-83
McCrystal, Margaret	1976-79
McGarry, Ronnie	1990-94
McGraw, Toni	1987-88
Melendez, Lisa	1991-92
Mendoza, Yasmin	1992-94
Metcalfe, Lauve	1972-73
Miller, Lynn	1972-73
Mitchell, Kathy	1978-79
Mitchell, Nickki	1992-94
Moss, Rochelle	1973-75
Mounts, Lorraine	1978-79
Mulkewicz, Nancy	1973-74
Mullin, Annette	1987-88
Murray, McChelle	1994-98
Murray, Sheron	1993-96

NNNNN

Nagel, Bobbi	1975-76
Nando, Dona	1997-01
Nelson, Lori	1979-81

OOOOO

Oates, Rachel	1997-98
Östh, Camilla	1997-01
Olson, Christine	1992-96

PPPPP

Papuga, Amanda	1999-02
Phanord, Fallon	2001-05
Pier, Juli	1980-85
Plowden, Vicki	1990-93
Poorman, Jill	1979-82
Poulin, Michelle	1974-75
Presswood, Shannon	2000-01

RRRRR

Rayam, Linda	1974-75
Richardson, Dottie	1976-81
Rilinger, Holly	1992-93
Rivera, Maria	1984-88
Robinson, Heather	1994-95
Roos, Asa	1987-88
Roper, Nancy	1972-73
Rosales, Bianca	1997-98
Rubin, Barb	1974-77
Ruddell, Colleen	1984-88

SSSSS

Saake, Meghan	1999-03
Sanderson, Anita	1973-74
Sands, Kim	1974-75
Santiago, Lynda	1974-76
Savage, Frances	1988-92
Schmid, Kate	1994-95
Segall, Nancy	1976-78
Serra, Sue	1975-76
Simcox, Tina	1975-76
Slover, Melinda	1973-74
Smiley, Toni	1984-88
Smith, Iris	1984-86

Smith, Ruth	1987-88
Smith, Tracey	1977-78
Sos, Marcella	1974-75
Surowich, Liz	1976-77

TTTTT

Taft, Laurie	1972-75
Tantillo, Mary	1990-93
Taylor, Joyce	1979-82
Thomas, Desma	1992-97
Thomas, Sue	1973-76
Thomasson, Erin	1985-87
Toomer, Tarla	1994-97
Trachten, Roberta	1977-78
Trifiro, Michelle	1974-76

UUUUU

Wade, Chris	1986-87
Wade, Linda	1983-84
Wagner, Nina	1991-95
Watson, Veronica	1992-94
Wells, Sandra	1979-80
Werb, Sue	1984-85
Whigham, Yolanda	2001-02
White, Betsy	1978-80
White, Christal	1998-00
Wilkins, Shaquana	2000-04
Wiley, Jean	1982-83
Williams, Robin	1985-87
Wilson, Dellareese	1990-93
Wilson, Hutashi	2000-04
Wilson, Sylvia	1979-82
Wimes, Cassandra	1994-99
Wood, Tanya	1988-90
Wygall, Wynn	1972-73

YYYYY

Young, Cami	1992-94
Young, Tanya	1991-95

ZZZZZ

Zaltz, Rinat	1994-95
--------------	---------



Rinat Zaltz is the only player, women or men, in UM history to have a last name starting with the letter "Z."

- PLAYERS
- COACHES
- UNIVERSITY
- THE ACC
- OPPONENTS
- REVIEW
- HISTORY**
- HONORS
- RECORDS
- MEDIA

Players in the Pros



Tamara James was selected in the first round of the 2006 WNBA Draft by the Washington Mystics as the eighth overall pick following a stand-out career at UM from 2002-06.

The University of Miami has proven to be a building ground for players looking to excel beyond the college ranks and into the world of professional basketball.

In the nine-year history of the WNBA, four former Hurricanes have donned league uniforms, including Tamara James, who was selected in the first round of the 2006 WNBA Draft by the Washington Mystics as the eighth pick, and Octavia Blue, who was selected by the Los Angeles Sparks in the second round as the 15th overall pick in the 1998 Draft.

Hurricanes in the Pros

WNBA

Name	Team	Year(s)
Octavia Blue	Los Angeles Sparks	1998
	Houston Comets	2003-04
Kym Hope	San Antonio Silver Starzz	1999
Tamara James	Washington Mystics	2006-present
Desma Thomas	Phoenix Mercury	1997

Other Professional Leagues

Name	League	Team	Year(s)
Vicki Plowden	ABL	New England Blizzard	-
	ABL	Portland Power	1996
Desma Thomas	NWBL	Birmingham Power	2001
Wendy Foote	WPBL	New Orleans Pride	1979

Notable International Players

Name	Country(s)
Octavia Blue	Turkey, Sweden, Israel
Robin Harmony	England
Tamara James	Spain
Galia Maik	Israel
MeChelle Murray	Iceland
Vicki Plowden	Israel
Dottie Richardson	Scotland
Maria Rivera	Venezuela, Sweden
Frances Savage	Sweden, Chile
Desma Thomas	Italy, Sweden, Holland, Turkey
Shaquana Wilkins	Germany



Former UM standout Octavia Blue, who was selected by the Los Angeles Sparks in the second round as the 15th overall pick in the 1998 Draft, spent two seasons with the Houston Comets of the WNBA following her career at Miami from 1994-98.

All-Time Post Season Results

The Hurricanes have made a total of 10 postseason appearances in school history, earning six NCAA Tournament and four WNIT berths in the program's 34-year history. Miami has an overall record of 5-11 (.313) in postseason tournaments, posting a 2-6 (.250) mark at the NCAA Tournament and a 3-5 (.375) record at the WNIT.

UM's longest run at the NCAA Tournament came during the 1991-92 season when, after drawing No. 2 seed in the East Regional behind a 29-1 record and a BIG EAST Championship Title, the Hurricanes advanced to "Sweet 16" before falling to Vanderbilt, 77-67, in Charlottesville, Va.

UM's last NCAA Tournament appearance came following the 2003-04 regular season and the last WNIT berth came in 2005-06.

NCAA Tournament

1988-89

Date	Round	Opponent	Location	W/L	Score
3/15	First	Oklahoma State	Stillwater, Okla.	L	86-85

1991-92

3/21	Second	North Carolina	Coral Gables, Fla.	W	86-82
3/26	Sweet 16	Vanderbilt	Charlottesville, Va.	L	77-67

1992-93

3/17	First	St. Peter's	Coral Gables, Fla.	W	61-44
3/20	Second	Western Kentucky	Bowling Green, Ky.	L	78-63

1997-98

3/14	First	Clemson	Ruston, La.	L	60-49
------	-------	---------	-------------	---	-------

2002-03

3/22	First	New Mexico	Albuquerque, N.M.	L	91-85 (OT)
------	-------	------------	-------------------	---	------------

2003-04

3/21	First	Maryland	Baton Rouge, La.	L	86-85
------	-------	----------	------------------	---	-------

WNIT

1989-90

Date	Round	Opponent	Location	W/L	Score
3/22	First	Illinois State	Amarillo, Texas	W	85-83
3/23	Semifinals	Kentucky	Amarillo, Texas	L	80-68
3/24	Consolation	UNC-Charlotte	Amarillo, Texas	L	82-80

1998-99

3/12	First	Rice	Houston, Texas	L	65-58
------	-------	------	----------------	---	-------

2001-02

3/13	First	Georgia Tech	Atlanta, Ga.	W	73-64
3/16	Second	Houston	Houston, Texas	L	83-76

2005-06

3/18	First	Florida International	Coral Gables, Fla.	W	95-83
3/22	Second	Virginia	Charlottesville, Va.	L	82-73

AIAW

1980-81

Date	Round	Opponent	Location	W/L	Score
3/5	First	Southern Miss	Hattiesburg, Miss.	L	80-75

1981-82

3/7	First	Delta State	Tallahassee, Fla.	L	81-66
-----	-------	-------------	-------------------	---	-------



Jeannie Hebert and the 1988-89 Hurricanes were the first UM team to make it to the Women's NCAA Tournament.

NCAA Tournament Teams

1988-89



Sitting (left to right): Merren Armour, Julie Feicht, Elaine Harlow, Jeannie Hebert. Kneeling: Vicki Bowers, Frances Savage, Nanci Clayton, Sherri Eyer. Standing: Tanya Wood, Lisa Jones, Chountelle Bullock, Melissa Edwards.

Record: 21-8 (11-1 H, 7-7 A, 3-0 N)
Head Coach: Ferne Labati

DATE	W/L	OPPONENT	SCORE
N25	W	vs. S.W. Missouri State*	90-71
N26	W	vs. Florida State*	96-85
D2	L	at Houston†	(OT) 81-76
D3	W	vs. Northwestern St.(La)#	92-89
D6	W	at Bethune Cookman	77-65
D11	W	FLORIDA STATE	88-79
D19	W	FLORIDA A&M	103-64
D29	W	OKLAHOMA\$	69-66
D30	L	SYRACUSE\$	78-62
J4	L	at Purdue	79-65
J8	W	at Detroit	74-61
J9	W	at Toledo	66-52
J11	W	at Louisville	59-58
J14	W	SOUTH FLORIDA	77-74
J16	L	at Florida	75-61
J21	W	at Florida A&M	73-66
J24	W	FLORIDA%	75-67
J28	L	at Rutgers	97-64
J31	W	FLORIDA INTERNATIONAL	83-76
F2	W	at Mercer	75-47
F4	L	at Auburn	73-44
F6	W	BARRY	85-36
F11	W	CENTRAL FLORIDA	94-69
F13	W	STETSON	69-63
F18	W	FLORIDA ATLANTIC	94-77
F22	W	BETHUNE COOKMAN	72-55
F24	W	at Florida International	100-85
M4	L	at South Florida	85-82
M15	L	at Oklahoma State!	93-69

* - Lady Sunshins Tournament (Tallahassee, Fla.)
- Lady Cougar Classic (Houston, Texas)
\$ - Burger King/Pepsi Classic (Coral Gables, Fla.)
% - at Miami Arena (Miami, Fla.)
! - NCAA Tournament 1st Round (Stillwater, Okla.)

1991-92



Kneeling (left to right): Lisa Melendez, Nina Wagner, Jeannie Hebert, Ronnie McGarry, Sherri Eyer, Mary Tantillo. Standing: Assistant coach Tina Cottle, assistant coach Toni Smiley, Merren Armour, Galia Maik, Dellareese Wilson, Tanya Young, Vicki Plowden, Frances Savage, Vicki Bowers, Carla Harris, assistant coach Robin Harmony, head coach Ferne Labati.

Record: 30-2 (17-0 H, 11-1 A, 2-1 N)
Head Coach: Ferne Labati
BIG EAST: 18-0 (Reg. Season and Tour. Champions)

DATE	W/L	OPPONENT	SCORE
N23	L	at Florida State	(OT) 71-69
D1	W	FLORIDA	95-75
D8	W	at Rutgers	72-53
D13	W	TEXAS SOUTHERN	85-48
D19	W	No. 10 PURDUE	65-63
D22	W	HARVARD	87-62
D28	W	Cleveland State#	91-59
D29	W	Florida International#	78-53
D30	W	Georgia Tech#	78-63
J3	W	at Boston College*	78-59

J5	W	at Seton Hall*	76-54
J8	W	GEORGETOWN*	89-51
J11	W	at Pittsburgh*	73-54
J13	W	at Providence*	87-83
J17	W	No. 22 CONNECTICUT*	70-66
J21	W	SYRACUSE*	74-52
J23	W	at St. John's*	58-57
J26	W	at Villanova*	75-50
F1	W	BOSTON COLLEGE*	79-60
F5	W	SETON HALL*	68-46
F8	W	at Georgetown*	83-76
F11	W	PITTSBURGH*	79-64
F16	W	PROVIDENCE*	95-69
F21	W	at Connecticut*	75-59
F23	W	at Syracuse*	79-66
F26	W	ST. JOHN'S*	85-63
M1	W	VILLANOVA*	84-67
M7	W	vs. Seton Hall&	76-62
M8	W	vs. Providence&	82-70
M9	W	at Connecticut	56-47
M21	W	NORTH CAROLINA*	86-72
M26	L	vs. Vanderbilt**	77-67

- Pepsi/Church's Holiday Classic (Coral Gables, Fla.)
* - BIG EAST Conference game
& - BIG EAST Conference Tournament (Storrs, Conn.)
^ - NCAA Tournament 2nd Round (Coral Gables, Fla.)
** - NCAA East Regional Semifinal (Charlottesville, Va.)

1992-93



Kneeling (left to right): Nina Wagner, Mary Tantillo, Holly Rillinger, Yasmin Mendoza, Nickki Mitchell, Ronnie McGarry, Galia Maik. Standing: Carla Harris, Desma Thomas, Shay Jones, Christine Olson, Vicki Plowden, Veronica Watson, Cami Young, Tanya Young, Della Wilson.

Record: 24-7 (13-3 H, 8-4 A, 2-0 N)
BIG EAST: 15-3 (Reg. Season and Tour. Champions)

DATE	W/L	OPPONENT	SCORE
D6	W	FLORIDA ATLANTIC	94-37
D13	W	at Florida International	80-58
D18	W	TEXAS SOUTHERN	98-41
D19	L	FLORIDA STATE	64-61
D28	W	BUCKNELL!	74-54
D29	W	APPALACHIAN STATE!	80-63
D30	L	TEXAS TECH!	(OT) 75-74
J3	L	at Seton Hall*	73-59
J5	W	at Providence*	64-52
J9	W	GEORGETOWN*	62-55
J15	W	at Connecticut*	69-66
J17	W	at Syracuse*	65-53
J21	W	VILLANOVA*	64-53
J24	L	ST. JOHN'S*	65-59
J29	W	at Pittsburgh#	55-50
J31	W	at Boston College#	80-67
F3	W	SYRACUSE*	60-40
F6	W	PROVIDENCE*	85-65
F9	L	at Georgetown*	(3OT) 90-88
F11	L	at Maryland	67-57
F14	W	CONNECTICUT*	69-51
F16	W	BOSTON COLLEGE*	84-55
F20	W	at Villanova*	57-52
F22	W	at St. John's*	84-68
F27	W	SETON HALL*	72-60
M1	W	PITTSBURGH*	77-65
M6	W	vs. St. John's#	84-61
M7	W	vs. Villanova#	67-49
M8	W	at Providence#	76-55
M17	W	ST. PETERS*	61-44
M20	L	at Western Kentucky**	78-63

! - Church's Holiday Classic (Coral Gables, Fla.)
* - BIG EAST Conference game
- BIG EAST Tournament (Providence, R.I.)
^ - NCAA Tournament 1st Round (Coral Gables, Fla.)
** - NCAA Tournament 2nd Round (Bowling Green, Ky.)

1997-98



Kneeling: Cassandra Wimes, Gina Graziani, Tessa Iacoboni, Dona Nando, Shannon Drury, Rachel Oates, Bianca Rosales. Standing: Coach Toni Smiley, Asst Coach Robin Harmony, Saritta Hines, Beth Barnhart, Kym Hope, Octavia Blue, Oamilla Östn, Jenifer Jordan, MeChelle Murray, Asst Nina Wagner, Coach FerneLabati, Danielle Henry.

Record: 19-10 (12-1 H, 5-8 A, 2-1 N)
BIG EAST: 13-5 (2nd BE 7)

DATE	W/L	OPPONENT	SCORE
N16	W	FAIRFIELD	87-66
N20	W	South Florida!	55-52
N21	L	at Florida!	70-51
N25	W	at Florida Atlantic	105-84
D6	W	PROVIDENCE*	97-70
D14	L	FLORIDA INTERNATIONAL	81-60
D20	L	at Oklahoma	67-62
D27	W	DELAWARE STATE#	105-62
D28	W	MAINE#	91-78
D31	W	WEST VIRGINIA*	(OT) 74-72
J3	W	at Seton Hall*	70-66
J6	L	at Syracuse*	87-75
J8	L	at Notre Dame*	75-47
J10	W	BOSTON COLLEGE*	85-79
J14	L	at Villanova*	(OT) 68-67
J17	W	ST. JOHN'S*	72-60
J24	W	PITTSBURGH*	72-55
J28	L	at Rutgers*	77-65
J31	W	at Georgetown*	81-74
F3	W	NOTRE DAME*	77-76
F7	W	SYRACUSE*	58-56
F10	W	at Providence*	90-79
F13	L	at Connecticut*	80-60
F18	W	SETON HALL*	73-66
F21	W	VILLANOVA*	67-64
F24	W	at West Virginia*	90-69
M1	W	vs. Georgetown&	81-66
M2	L	at Rutgers&	81-62
M14	L	vs. Clemson%	60-49

! - Dial Classic/Florida Four Challenge (Gainesville, Fla.)
* - BIG EAST Conference game
- UM Holiday Classic (Coral Gables, Fla.)
& - BIG EAST Conference Tournament (Piscataway, N.J.)
% - NCAA Tournament 1st Round (Ruston, La.)

2002-03



Kneeling (l-r): Yalonda McCormick, Melissa Knight, Hutashi Wilson, Katie Hayek, Meghan Saake, Fallon Phanord, Vera Arsova. Standing (l-r): Kysha Harriell, Geneva Morgan, Robin Harmony, Tatjana Marinic, Alicia Hartlaub, Shaquana Wilkins, Chanivia Broussard, Tamara James, L. Nicole Johnson, Nina Wagner, Ferne Labati-Head Coach, Shane Phillips.

Record: 18-11 (11-4 H, 5-7 A, 2-2 N)
BIG EAST: 8-8 (7th)

DATE	W/L	OPPONENT	SCORE
N22	W	SOUTH FLORIDA	60-49
N25	W	MORRIS BROWN	111-44
N29	W	vs. Quinnipiac!	87-56
N30	L	at UW-Green Bay!	83-72
D2	L	at Florida	76-67
D14	L	at Florida International	81-70
D16	W	FLORIDA ATLANTIC	86-61

D19	W	TEXAS A&M	84-58
D21	W	EASTERN MICHIGAN	85-66
D28	W	WILLIAM & MARY@	85-57
D29	W	MARYLAND@	97-66
J4	W	at Georgetown*	60-57
J8	W	at Syracuse*	85-68
J11	W	at No. 16 Notre Dame*	80-70
J15	L	No. 24 BOSTON COLLEGE*	79-61
J22	W	at Pittsburgh†	79-76
J25	L	SYRACUSE*	62-59
J28	W	VIRGINIA TECH*	(OT) 67-66
F1	L	No. 20 VILLANOVA*	61-55
F4	L	at Rutgers*	65-56
F8	W	ST. JOHN'S*	69-54
F15	L	at West Virginia*	100-84
F19	L	No. 1 CONNECTICUT*	81-60
F22	W	PROVIDENCE*	77-64
F26	L	at Seton Hall*	(OT) 78-71
M1	L	at No. 23 Boston College*	84-77
M4	W	GEORGETOWN*	73-71
M8	W	vs. Syracuse\$	77-64
M9	W	at No. 18 Rutgers&	77-74
M10	L	vs. No. 18 Villanova&	65-59
M22	L	vs. New Mexico†	(OT) 91-85

2003-04



Back Row (l-r): Head Coach Ferne Labati, Meghan Burke, Tamara James, Tatjana Marinic, Imani Dhababu, Shaquana Wilkins, Amy Audibert, Vera Arsova, Chanivia Broussard, Jackie Moore, Robin Harmony. Front Row (l-r): L. Nicole Johnson, Sandra Jansson, Yalonda McCormick, Hutashi Wilson, Melissa Knight, Katie Hayek, Fallon Phanord, Nina Wagner.

Record: 22-7 (12-2 H, 7-3 A, 3-2 N)
BIG EAST: 11-5 (4th)

DATE	W/L	OPPONENT	SCORE
N22	W	at Morehead State!	93-54
N23	W	vs Eastern Kentucky!	90-81
N25	W	at South Florida	82-65
N28	W	vs Weber State\$	82-60
N29	W	vs Bradley\$	70-52
D2	W	FLORIDA INTERNATIONAL	78-58
D12	W	FLORIDA	80-75
D16	W	DARTMOUTH	74-53
D21	W	RICHMOND	80-73
D28	W	TOLEDO@	68-57
D29	W	No. 24 VANDERBILT@	79-57
J3	W	at St. John's*	79-60
J7	L	at Villanova*	58-55
J10	W	at No. 20 Boston College*	70-66
J14	W	GEORGETOWN*	(OT) 57-55
J17	W	PITTSBURGH*	77-68
J20	W	at Providence*	86-67
J28	L	NOTRE DAME*	59-50
J31	L	RUTGERS*	76-69
F8	L	at No. 4 Connecticut*	83-65
F10	W	ST. JOHN'S*	85-74
F14	W	at No. 21 Virginia Tech*	65-56
F18	W	at Syracuse*	85-65
F21	W	SETON HALL*	81-43
F25	L	at Notre Dame*	93-58
F28	W	WEST VIRGINIA*	82-74
M2	W	PROVIDENCE*	81-62
M7	L	vs Boston College&	65-63
M21	L	vs Maryland†	86-85

* - BIG EAST Conference game
! - Morehead State Tournament (Morehead, Ky.)
\$ - Saint Mary's Thanksgiving Classic (Moraga, Calif.)
@ - Hurricane Holiday Classic (Coral Gables, Fla.)
& - BIG EAST Conference Tournament (Hartford, Conn.)
- NCAA 1st Round (Baton Rouge, La.)

WNIT Teams

1989-90



Kneeling (left to right): Merren Armour, Christi Johnson, Elaine Harlow, Jeannie Hebert, Margaret Farley. Standing: Tanya Wood, Sheri Eyer, Frances Savage, Belinda Kuncz, Lisa Jones, Vicki Bowers, Nanci Clayton.

Record: 25-6 (13-1 H, 8-1 A, 4-4 N)
Head Coach: Ferne Labati

DATE	W/L	OPPONENT	SCORE
N23	W	FLORIDA	76-61
D1	W	NIAGARAS	98-52
D2	W	ARIZONAS	85-65
D6	W	at Florida A&M	77-70
D8	W	vs. Temple%	79-73
D9	L	vs. Kentucky%	80-71
D16	W	ILLINOIS-CHICAGO	70-41
D27	W	CLEVELAND STATE*	81-53
D28	W	MICHIGAN*	72-64
D29	L	WASHINGTON*	85-68
J3	W	vs. Dist. of Columbia@	79-47
J4	W	vs. James Madison@	72-53
J5	L	vs. Stephen F. Austin@	69-62
J9	W	at Massachusetts	76-58
J11	W	at Boston University	87-69
J13	W	at Stetson	88-69
J16	W	at Florida	85-73
J18	W	at South Florida	89-72
J22	W	FLORIDA A&M	90-56
J25	W	at Bethune Cookman	76-26
F1	W	FLORIDA INTERNATIONAL	71-64
F5	W	BETHUNE COOKMAN	76-43
F9	W	MISSOURI-KC	70-58
F10	W	CENTRAL FLORIDA	96-74
F17	L	at Florida State	95-66
F19	W	MERCER	84-62
F23	W	at Florida International	94-76
M3	W	SOUTH FLORIDA	72-59
M22	W	vs. Illinois State#	85-83
M23	L	vs. Kentucky#	80-68
M24	L	vs. UNC-Charlotte#	82-80

\$ - Hurricane Tip-Off Classic (Coral Gables, Fla.)
% - Felpausch/MSU Holiday Classic (East Lansing, Mich.)
* - Burger King Classic (Coral Gables, Fla.)
@ - FIU Sun and Fun Classic (Miami, Fla.)
- National Women's Invitational Tournament (Amarillo, Texas)

1998-99



Kneeling (left to right): Shannon Drury, Sheila James, Rachel Oates, Beth Barnhart, Bianca Rosaes, Gina Graziani, Cassandra Wimes. Standing: Dona Nando, Christal White, Kym Hope, Jennifer Jordan, Martha Bodley, Camilla Osth, Kathryn Fowler.

Record: 15-14 (10-4 H, 4-10 A, 1-0 N)
BIG EAST: 9-9 (T-6th)
Head Coach: Ferne Labati

DATE	W/L	OPPONENT	SCORE
N18	W	at Florida International	67-65
N22	L	at Tulane	63-56
N24	L	at Florida	85-69
D1	W	COPPIN STATE	97-88
D5	W	BOSTON COLLEGE*	65-57
D8	W	SYRACUSE*	68-52
D12	W	HAMPTON	84-52
D16	W	FLORIDA ATLANTIC	91-57
D19	W	OKLAHOMA	62-60
D30	L	at St. John's*	(OT) 76-72
J2	W	PITTSBURGH*	75-60
J5	L	at Rutgers*	68-54
J7	L	WESTERN KENTUCKY	75-61
J10	L	at Pittsburgh*	63-61
J13	W	PROVIDENCE*	85-63
J16	W	No. 21 Boston College*	66-53
J20	L	at Connecticut*	89-55
J23	L	at Villanova*	55-54
J26	L	GEORGETOWN*	69-51
F3	W	WEST VIRGINIA*	98-73
F6	L	CONNECTICUT*	88-66
F10	L	RUTGERS*	66-57
F13	W	at Georgetown*	81-62
F17	W	at Seton Hall*	66-52
F20	W	ST. JOHN'S*	83-51
F23	L	at Notre Dame*	89-62
F27	W	vs West Virginia&	86-69
F28	L	at Rutgers&	79-53
M12	L	at Rice%	65-58

* - BIG EAST Conference game
@ - BIG EAST Conference Tournament (Piscataway, N.J.)
% - Women's NIT 1st Round (Houston, Texas)

2001-02



Front Row (left to right): Kathryn Fowler, Fallon Phanord, Hutashi Wilson, Sheila James, Yolanda McCormick, Amanda Papuga, Meghan Saake. Back Row (left to right): Melissa Knight, Vera Arsova, Shaquana Wilkins, Martha Bodley, Alicia Hartlaub, Chanivia Broussard, Yolanda Whigham.

Record: 19-12 (12-3 H, 5-8 A, 2-1 N)
BIG EAST: 10-6 (5th)
Head Coach: Ferne Labati

DATE	W/L	OPPONENT	SCORE
N18	W	IONA	71-52
N21	W	NORTHWESTERN	86-69
N23	W	IUPUI	72-58
N27	L	at South Florida	76-68
D1	L	at Kentucky	60-57
D4	W	WEST VIRGINIA*	69-53
D9	W	vs No. 17 Texas!	57-55
D15	W	at Florida Atlantic	92-77
D27	W	LEHIGH@	78-49
D28	W	YALE@	75-46
D30	L	MINNESOTA	80-65
J2	L	NOTRE DAME*	69-65
J5	W	at Rutgers*	67-53
J8	L	at West Virginia*	57-52
J12	L	at No. 1 Connecticut*	96-50
J16	W	SYRACUSE* (OT)	75-71
J19	W	SETON HALL*	56-54
J23	W	at St. John's	68-51
J26	W	RUTGERS*	65-55
J29	L	at Villanova*	80-52
F2	W	PITTSBURGH*	77-61
F5	L	at Virginia Tech*	72-60
F13	W	at Georgetown*	64-56
F16	L	FLORIDA INTERNATIONAL	71-65
F20	W	No. 24 VIRGINIA TECH*	55-53
F23	L	at Providence*	69-64
F26	W	No. 18 BOSTON COLLEGE*	60-57
M2	W	vs Georgetown\$	69-52
M3	L	vs Villanova\$	68-49
M13	W	vs Georgia Tech#	73-64
M16	L	vs Houston*	83-76

* - BIG EAST Conference game
! - Orange Bowl Fab Four Classic (Miami, Fla.)
@ - Hurricane Holiday Classic (Coral Gables, Fla.)
\$ - BIG EAST Conference Tournament (Piscataway, N.J.)
- WNIT 1st Round (Atlanta, Ga.)
^ - WNIT 2nd Round (Houston, Texas)

2005-06



Front row (l to r): Tamara James, Katie Hayek, Marianne Curtis, LaToya Cunningham, Renee Taylor, Selena Eskinazi-Budge, Albrey Grimsley, Melissa Knight. Back row (l to r): Director of Basketball Operations Lonette Hall, Assistant Coach Darrick Gibbs, Head Coach Katie Meier, Tatjana Marincic, Imani Dhahabu, Amy Audibert, Brittany Denison, Lamese James, Assistant Coach Angie Hembree, Assistant Coach Tombi Bell, Stregnth and Conditioning Coach Andrew Klich, Video Coordinator Laz Fernandez

Record: 17-13 (13-5 H, 4-6 A, 0-2 N)
Atlantic Coast: 6-8 (6th)
Head Coach: Katie Meier

DATE	W/L	OPPONENT	SCORE
N18	W	Samford	72-51
N25	W	Bradley#	73-61
N26	W	Oakland*	78-65
N30	L	George Mason	68-61
D2	W	Fairleigh Dickinson	100-62
D3	W	Siena	76-47
D6	W	Florida International	75-63
D10	W	Hartford	82-62
D16	L	at Montana	83-74
D20	W	at UCF	82-72
D28	W	North Carolina A&TS	104-65
D29	W	No. 25 Mississippi	79-70
J5	W	at Georgia Tech*	75-63
J9	W	LNo. 4 North Carolina*	90-57
J12	W	at Clemson*	74-52
J15	L	vs. No. 13 Georgia%	74-59
J19	W	No. 21 Boston College*	82-68
J22	L	Virginia*	77-65
J26	L	at NC State*	83-77
J29	W	No. 25 Virginia Tech*	77-62
F1	L	at No. 6 Maryland	88-77
F5	W	at Wake Forest*	79-71
F9	L	Florida State*	79-54
F12	L	at No. 21 Boston College*	79-69
F17	L	at Florida State*	68-61
F19	L	No. 1 Duke*	(2OT) 99-93
F26	W	Georgia Tech*	(2OT) 90-85
M2	L	vs. Georgia Tech!	79-62
M18	W	Florida International+	95-83
M22	L	at Virginia^	83-72

* - Atlantic Coast Conference game
! - ACC Tournament (Greensboro, N.C.)
- UM Thanksgiving Tournament (Coral Gables, Fla.)
\$ - Hurricane Holiday Classic (Coral Gables, Fla.)
% - ACC/SEC Russell Athletic Shootout (Duluth, Ga.)
+ - WNIT First Round (Coral Gables, Fla.)
^ - WNIT Second Round (Charlottesville, Va.)

Year-By-Year Results

1972-73

Record: 2-6 (1-1 H, 1-3 A, 0-2 N)
Head Coach: Barry Schimer

Date	W/L	Opponent	Score
J9	L	MIAMI-DADE NORTH	37-21
J12	W	at Broward Central	36-26
F8	L	at Miami-Dade South	56-26
F13	W	BROWARD CENTRAL	41-25
F15	L	at Barry College	51-45
F22	L	at Miami-Dade North	47-36
F26	L	vs. Florida Tech*	38-31
F27	L	vs. Florida A&M*	55-47

* - FAIAW State Championship Tournament (Miami, Fla.)

1973-74

Record: 6-3 (2-0 H, 4-1 A, 0-2 N)
Head Coach: Barry Schimer

Date	W/L	Opponent	Score
J30	W	at Broward Central	43-27
F1	W	at Barry College	44-41
F12	W	at Miami-Dade South	48-47
F13	W	at Miami-Dade North	29-23
F18	L	at Miami-Dade North	38-36
F19	W	BARRY COLLEGE	41-33
F21	W	BROWARD CENTRAL	44-28
F26	L	vs. Flagler*	74-38
F27	L	vs. Florida Tech*	41-36

* FAIAW State Championship Tournament (Miami, Fla.)

1974-75

Record: 8-6 (3-0 H, 3-2 A, 2-4 N)
Head Coach: Barry Schimer

Date	W/L	Opponent	Score
NA	W	at Miami-Dade Downtown.	65-21
NA	W	MIA-DADE DOWNTOWN.	58-26
NA	L	at Flagler*	62-49
NA	L	vs. Florida*	58-45
NA	L	vs. Miami-Dade North*	65-49
NA	W	MIAMI-DADE NORTH	44-38
NA	W	at Broward Central	49-19
NA	W	BROWARD CENTRAL	61-26
NA	W	at Miami-Dade South	60-52
NA	L	at Miami-Dade North	54-46
NA	L	vs. Florida*	67-32
NA	W	vs. Florida A&M*	59-38
NA	W	vs. Florida Tech*	53-32
NA	L	vs. Florida State*	59-45

* - Flagler Invitational (St. Augustine, Fla.)

* - FAIAW State Championship Tournament (Lake City, Fla.)

1975-76

Record: 7-13 (3-4 H, 2-4 A, 2-5 N)
Head Coach: Shula Feuer

Date	W/L	Opponent	Score
J3	L	MARYMACK (MO)	63-53
J14	W	HOMESTEAD AFB	100-20
J17	L	FLORIDA TECH	60-57
J20	L	at Miami-Dade South	49-40
J22	W	at Miami-Dade Downtown.	74-54
J27	L	MIAMI-DADE NORTH	80-58
J29	W	FLORIDA INTERNATIONAL	56-38
F2	L	at Broward Central	69-65
F3	W	MIA-DADE DOWNTOWN.	71-38
F6	W	vs. South Florida*	59-52
F7	L	vs. Miami-Dade South*	62-60
F7	W	vs. Florida Tech*	60-55
F9	L	at Florida	103-53
F11	L	at Miami-Dade North	64-49
F17	L	FLORIDA INTERNATIONAL	57-50
F20	L	vs. Florida&	83-41
F21	L	vs. Broward Central&	91-65
F23	W	at Homestead AFB	63-50
F26	L	vs. Florida International*	59-57
F27	L	vs. South Florida*	71-46

* - Flagler Invitational (St. Augustine, Fla.)

& - Miami-Dade North CC Invitational (Miami, Fla.)

* - FAIAW State Championship Tournament (Lake City, Fla.)

1976-77

Record: 9-11 (8-3 H, 1-6 A, 0-2 N)
Head Coach: Shula Feuer

Date	W/L	Opponent	Score
J9	W	MANHATTANVILLE	48-46
J13	W	at Miami-Dade Downtown.	75-56
J24	L	at Miami-Dade North	106-69
J26	W	MIAMI-DADE SOUTH	42-39
J28	L	at South Florida	59-46
J29	L	at Tampa	50-45
F1	L	at Florida International	57-49
F4	L	at Broward Central	69-59
F6	W	STETSON	74-59
F7	L	at Miami-Dade South	56-50
F8	L	FLORIDA	75-28
F10	W	MIA-DADE DOWNTOWN.	67-45
F14	W	FLORIDA INTERNATIONAL	73-65
F16	W	BROWARD CENTRAL	75-64
F18	L	vs. Broward Central&	72-65
F19	L	vs. Florida International&	52-48
F22	W	MIAMI-DADE NORTH	75-68
F24	W	FLORIDA INTERNATIONAL*	64-51
F25	L	FLORIDA*	73-41
F26	L	FLORIDA INTERNATIONAL*	66-58

& - Miami-Dade North CC Invitational (Miami, Fla.)

* - FAIAW State Championship Tour. (Coral Gables, Fla.)

1977-78

Record: 8-8 (3-2 H, 3-3 A, 2-3 N)
Head Coach: Isabella Hutchinson

Date	W/L	Opponent	Score
J16	W	at Miami-Dade New World.	63-57
J20	W	MIAMI-DADE SOUTH	73-69
J23	W	FLORIDA INTERNATIONAL	71-42
J25	W	at Miami-Dade North	88-34
J27	L	SOUTH FLORIDA	71-65
J28	L	at Florida	84-47
F1	L	at Broward Central	59-47
F7	L	at Miami-Dade South	53-46
F8	W	at Florida International	54-50
F13	W	MIA-DADE NEW WORLD.	67-41
F17	W	vs. Miami-Dade New World&	54-41
F18	W	vs. Florida International&	50-43
F18	L	vs. Miami-Dade South&	69-59
F21	L	BROWARD CENTRAL	70-62
F23	L	vs. Florida*	76-55
F24	L	vs. South Florida*	66-56

& - Miami-Dade North CC Invitational (Miami, Fla.)

* - FAIAW State Championship Tournament (Tampa, Fla.)

1978-79

Record: 10-13 (5-3 H, 4-5 A, 1-5 N)
Head Coach: Lin Dunn

Date	W/L	Opponent	Score
NA	L	at Broward Central	77-61
NA	L	at Florida State	79-63
NA	L	at Florida A&M	67-37
NA	W	MIA-DADE NEW WORLD	52-35
NA	W	at Tampa	56-49
NA	L	at South Florida	72-33
NA	W	MIAMI-DADE NORTH	74-42
NA	L	vs. Central Florida*	69-61
NA	L	vs. Stetson*	66-57
NA	L	BROWARD CENTRAL	93-82
NA	W	MIAMI-DADE SOUTH	66-60
NA	L	FLORIDA STATE	74-64
NA	W	FLORIDA INTERNATIONAL	74-44
NA	L	FLORIDA A&M	90-58
NA	L	at Stetson	60-44
NA	W	FLORIDA INTERNATIONAL	86-58
NA	W	at Miami-Dade North	97-61
NA	L	vs. Broward Central&	81-58
NA	W	vs. Miami-Dade New World&	79-54
NA	W	at Miami-Dade North&	86-44
NA	W	at Miami-Dade New World	81-63
NA	L	vs. Florida State*	73-57
NA	L	vs. South Florida*	85-45

* - Flagler Invitational (St. Augustine, Fla.)

& - Miami-Dade North CC Invitational (Miami, Fla.)

* - FAIAW State Championship Tournament (Orlando, Fla.)

1979-80

Record: 18-16 (9-7 H, 7-6 A, 2-3 N)
Head Coach: Lin Dunn

Date	W/L	Opponent	Score
N28	W	at Broward Central	101-38
D1	W	MIAMI-DADE NORTH	77-56
D8	W	at Miami-Dade North	90-66
D10	W	at Miami-Dade New World.	98-35
D11	W	MIAMI-DADE SOUTH	84-71
D14	L	FLORIDA STATE	82-64
D17	L	ORAL ROBERTS	68-58
D31	L	L KANSAS	101-62
J1	L	LAMAR	78-56
J2	L	EDINBORO STATE	70-62
J4	L	ALABAMA	73-61
J6	W	UPPER IOWA	70-39
J7	W	WEST POINT	73-62
J10	W	MIA-DADE NEW WORLD.	89-54
J12	L	FLORIDA	80-71
J15	W	FLORIDA INTERNATIONAL	98-41
J18	L	at Florida Southern	71-69
J19	W	at South Florida	84-72
J22	L	at Florida State	93-74
J26	L	vs. South Florida*	81-76
J27	W	at Flagler*	74-73
F2	W	SOUTH FLORIDA	72-55
F5	W	FLORIDA INTERNATIONAL	83-35
F8	L	at Stetson	72-50
F9	L	at Central Florida	57-56
F12	W	BROWARD CENTRAL	104-35
F14	W	vs. Mia-Dade New World&	85-19
F15	W	at Miami-Dade North&	55-52
F16	W	vs. Flagler&	64-62
F18	L	at Florida	77-66
F20	L	vs. Florida*	81-66
F21	W	at South Florida*	84-77
F22	L	vs. Florida State*	72-61
F28	L	at Miami-Dade South	60-57

* - Flagler Invitational (St. Augustine, Fla.)

& - Miami-Dade North CC Invitational (Miami, Fla.)

* - FAIAW State Championship Tournament (Tampa, Fla.)

1980-81

Record: 24-15 (17-6 H, 4-7 A, 3-2 N)
Head Coach: Lin Dunn

Date	W/L	Opponent	Score
N17	W	BROWARD CENTRAL	87-49
N21	L	at UAB*	79-63
N22	L	vs. South Alabama*	74-51
N24	W	SOUTH FLORIDA	78-60
D2	W	MIAMI-DADE SOUTH	75-51
D6	L	at Florida State	87-73
D7	L	at Florida A&M	72-50
D10	W	MIA-DADE NEW WORLD	82-55
D15	W	GEORGIA TECH	88-80
D28	W	WEST VIRGINIA\$ (OT)	89-87
D30	L	JACKSON STATES	71-45
D29	W	MIDDLE TENNESSEES	80-74
J1	W	WEST KENTUCKY%	76-65
J2	L	DRAKE%	101-63
J4	L	ST. JOSEPH%	73-52
J5	L	AUBURN	78-72
J9	W	at South Florida	59-41
J10	L	at Florida	84-55
J16	L	at North Carolina State	97-50
J17	L	vs. North Carolina+	75-61
J20	W	B-CC (forfeit)	2-0
J22	W	MIAMI-DADE NORTH	80-60
J23	L	UAB	83-71
J27	W	FLORIDA INTERNATIONAL	109-56
J31	L	FLORIDA STATE	62-55
F3	L	at Miami-Dade South	63-60
F6	W	CENTRAL FLORIDA	86-75
F7	W	FLORIDA	75-64
F10	W	at Miami-Dade New World	72-57
F13	W	at Broward Central	69-50
F14	W	STETSON	70-58
F15	W	DAYTON	62-58
F20	W	FLORIDA A&M	79-47
F21	W	FLORIDA INTERNATIONAL	84-56
F23	W	at Miami-Dade North	58-48
F26	W	vs. South Florida#	69-47
F27	W	vs. Florida State#	79-70
F28	W	vs. Florida#	65-59
M5	L	at Southern Mississippi@	80-75

* - UAB Invitational (Birmingham, Ala.)

\$ - Hurricane Christmas Classic (Coral Gables, Fla.)

% - Hurricane New Year's Classic (Coral Gables, Fla.)

+ - at North Carolina State (Raleigh, N.C.)

- FAIAW State Championship Tour. (Daytona Bch., Fla.)

@ - AIAW Region III Championships (Hattiesburg, Miss.)

Year-By-Year Results

1981-82

Record: 19-10 (11-3 H, 5-4 A, 3-3 N)

Head Coach: Lin Dunn

Date	W/L	Opponent	Score
N23	W	SOUTH FLORIDA	87-52
N27	W	at Florida Memorial	75-47
D5	W	FLORIDA	87-85
D12	L	FLORIDA STATE	77-74
D15	W	vs. Central Florida#	66-63
D17	W	vs. Carson Newman#	88-73
D19	L	vs. Clemson#	74-59
D29	L	GEORGIA STATES	63-60
D30	W	MERCERS	68-67
J2	W	EAST CAROLINA*	60-56
J4	W	AUSTIN PEAY*	74-52
J5	L	EAST TENNESSEE*	70-44
J9	W	HOUSTON	64-47
J11	W	at Florida International	78-59
J15	W	at Stetson	95-65
J16	W	at South Florida	60-48
J20	L	at Florida	80-73
J26	W	FLORIDA INTERNATIONAL	69-66
J28	W	FLORIDA MEMORIAL	100-54
J30	W	TAMPA	81-33
F1	W	FLORIDA A&M	66-62
F6	W	STETSON	75-67
F13	L	at Florida State	66-52
F15	L	at Florida A&M	69-64
F20	L	at Georgia	91-51
F22	W	at Georgia State	72-66
M4	W	vs. Stetson&	75-60
M5	L	vs. Florida State&	84-80
M7	L	vs. Delta State*	81-66

- South Florida Invitational (Tampa, Fla.)

\$ - Hurricane Christmas Classic (Coral Gables, Fla.)

^ - Hurricane New Year's Classic (Coral Gables, Fla.)

& - FAIAW State Championship Tour (Daytona Bch., Fla.)

* - AIAW Region III Championships (Tallahassee, Fla.)

1982-83

Record: 14-13 (8-5 H, 3-6 A, 3-2 N)

Head Coach: Lin Dunn

Date	W/L	Opponent	Score
N19	W	FLORIDA MEMORIAL	88-40
D4	L	at Florida International	89-73
D11	W	at South Florida	75-63
D14	W	LAWRENCE	74-34
D15	L	vs. Tennessee-Marlin@	85-81
D17	L	vs. Ohio State#	91-63
D18	W	vs. Tampa#	77-68
D19	L	vs. Georgia State#	83-69
D28	L	FAIRFIELD\$	76-71
D30	L	NEBRASKA\$	76-74
D31	W	PITTSBURGH\$ (2OT)	79-75
J2	W	MILLIKIN%	66-62
J3	W	ROBERT MORRIS%	56-45

J4	W	WESTERN ILLINOIS%	80-63
J7	W	vs. Georgia State^	71-66
J8	W	vs. Wake Forest^	81-65
J14	W	at Stetson	77-64
J17	W	at Florida Memorial	89-71
J22	L	at Florida A&M	65-58
J24	L	at Central Florida	70-60
J28	W	RICE	87-57
F5	W	STETSON	83-61
F12	L	at South Florida	64-63
F14	L	at Florida	78-64
F18	L	FLORIDA A&M (OT)	80-78
F28	L	SOUTH CAROLINA	66-56
M2	L	FLORIDA INTERNATIONAL	63-53

@ - at Stetson (DeLand, Fla.)

- South Florida Invitational (Tampa, Fla.)

\$ - Hurricane Christmas Classic (Coral Gables, Fla.)

% - Hurricane New Year's Classic (Coral Gables, Fla.)

^ - Stetson Hatter Classic (DeLand, Fla.)

1983-84

Record: 19-12 (11-3 H, 6-5 A, 2-4 N)

Head Coach: Lin Dunn

Date	W/L	Opponent	Score
N18	W	FLORIDA MEMORIAL	76-56
N25	L	vs. North Carolina#	77-65
N26	L	at North Carolina State	60-54
D2	W	LAMAR	71-62
D3	L	SOUTH CAROLINA STATE	73-69
D7	W	SOUTH FLORIDA	81-64
D11	L	at Florida	78-58
D17	W	TAMPA	82-57
D28	L	PROVIDENCES	70-60
D29	W	AUGUSTANAS	77-50
D31	W	TOLEDOS	88-77
J1	W	NORTH DAKOTA STATES	64-61
J2	W	WEST KENTUCKYS	65-58
J4	W	MEMPHIS STATES	76-73
J6	W	vs. Southwestern Louisiana%	84-78
J7	W	at Stetson%	89-54
J13	L	at Florida State^	76-64
J14	L	vs. Temple^	87-69
J20	W	at South Florida	88-68
J24	W	FLORIDA INTERNATIONAL	82-64
J28	W	STETSON	79-52
F2	L	at St. John's	79-69
F4	W	at Rutgers	63-58
F6	L	FLORIDA	55-53
F10	W	at Tampa	73-64
F11	W	at Stetson	80-62
F14	W	at Florida Memorial	75-43
F22	L	vs. Idaho*	68-66
F24	L	vs. Georgia State*	88-79
F26	W	vs. Pepperdine*	67-43
M3	L	at Florida International (2 OT)	83-81

- at North Carolina State (Raleigh, N.C.)

\$ - Miami Masonic Classic (Coral Gables, Fla.)

% - Stetson Hatter Classic (DeLand, Fla.)

^ - Florida State Invitational (Tallahassee, Fla.)

* - Alaska Northern Lights Invitational (Anchorage, Alaska)

1984-85

Record: 21-7 (16-1 H, 4-4 A, 1-2 N)

Head Coach: Lin Dunn

Date	W/L	Opponent	Score
N23	L	vs. Arkansas#	79-58
N24	L	vs. Eastern Kentucky#	81-74
N26	W	vs. New Orleans\$	77-57
N27	L	at Memphis State\$	91-74
D7	W	at South Florida	68-62
D15	W	FLORIDA STATE	79-65
D20	W	DARTMOUTH	62-52
D27	W	CLEVELAND STATE%	95-48
D28	W	ST. JOHNS%	73-59
D30	W	MICHIGAN STATE%	78-68
D31	W	PURDUE%	69-64
J2	W	ST. JOSEPHS^	68-65
J4	W	MURRAY STATE^	73-62
J5	W	MISSOURI^	82-81
J8	W	FORDHAM	92-73
J11	W	LAMAR	89-54
J14	L	at Florida	85-68
J16	L	LOUISIANA STATE	67-62
J21	W	at Stetson	68-58
J25	W	SOUTH FLORIDA	91-65
F7	L	at Florida International	73-72
F9	W	at Texas A&M	75-62
F11	L	at Houston	83-68
F16	W	STETSON	77-46
F18	W	FLORIDA	68-53
F25	W	at Florida State	74-67
F26	W	EVANSVILLE	61-60
M4	W	FLORIDA INTERNATIONAL	81-73

- Sunshine State Classic (Orlando, Fla.)

\$ - Memphis Classic (Memphis, Tenn.)

% - Women's Court Christmas Classic (Coral Gables, Fla.)

^ - Women's Court New Year's Classic (Coral Gables, Fla.)

1985-86

Record: 9-18 (6-7 H, 1-8 A, 2-3 N)

Head Coach: Lin Dunn

Date	W/L	Opponent	Score
N29	L	vs. Iowa*	83-63
N30	W	vs. Baylor*	64-55
D4	W	CENTRAL FLORIDA	62-61
D6	L	GRAMBLING STATE	81-75
D13	W	vs. Brigham Young#	78-74
D14	L	at Illinois#	73-47
D17	W	MERCER	71-57
D19	L	EAST CAROLINA	58-43
D29	W	SAN DIEGO STATE@	88-51
D30	L	NORTHEAST LOUISIANA@	88-62
D31	L	MISSISSIPPI@	79-61
J3	L	FAIRFIELD%	71-68
J4	W	DAYTON%	76-62
J5	L	NOTRE DAME%	59-53

J10	L	vs. Louisiana State\$	94-54
J11	L	vs. Rhode Island\$	66-65
J13	L	at Old Dominion	86-64
J15	L	at Florida	79-58
J25	L	at Louisiana Tech	81-40
J27	L	at Auburn	92-46
F8	L	at Kentucky	108-53
F10	L	at Iowa	75-46
F15	W	at South Florida	82-59
F17	L	at #1 Texas	112-43
F24	W	FLORIDA	70-45
M1	W	SOUTH FLORIDA	53-48
M4	L	FLORIDA INTERNATIONAL	81-52

* - Louisiana State Classic (Baton Rouge, La.)

\$ - Illini Classic (Champaign, Ill.)

@ - Orange Bowl/Burger King Invitational (Coral Gables, Fla.)

% - Burger King Classic (Coral Gables, Fla.)

\$ - Lady Pirate Classic (Greenville, N.C.)

1986-87

Record: 15-15 (9-6 H, 3-4 A, 3-5 N)

Head Coach: Lin Dunn

Date	W/L	Opponent	Score
N28	W	vs. Monmouth*	82-73
N29	L	vs. Purdue*	69-68
D4	W	GRAMBLING STATE	67-65
D6	L	KENTUCKY	71-55
D13	L	at Florida	81-73
D15	L	FLORIDA STATE	75-74
D19	L	at Michigan State#	63-52
D20	L	vs. Brigham Young#	82-80
D22	W	MINNESOTA	77-64
D27	L	OHIO STATE@	79-75
D28	W	TEMPLE@	77-70
D29	L	NORTH CAROLINA@	89-71
J2	W	vs. Holy Cross%	83-76
J3	L	vs. Auburn%	98-55
J4	L	vs. Maryland%	84-64
J14	W	MD-EASTERN SHORE	82-61
J17	L	at South Florida	84-62
J21	W	STETSON	77-65
J29	W	at Florida State	80-73
F7	W	at Notre Dame	62-61
F9	L	at Northern Illinois	77-72
F14	W	SOUTH FLORIDA	80-61
F18	L	FLORIDA INTERNATIONAL	78-71
F22	W	FLORIDA	78-66
F27	L	vs. Mississippi State\$	81-67
F28	W	vs. Gonzaga\$	79-52
M1	W	at Alaska-Anchorage\$	71-62
M5	L	LOUISIANA TECH	76-58
M7	W	TULANE	76-72
M9	W	FLORIDA ATLANTIC	59-43

* - FIU Thanksgiving Classic (Miami, Fla.)

- Michigan State Christmas Tournament (East Lansing, Mich.)

@ - Burger King/Orange Bowl Invitational (Coral Gables, Fla.)

% - Miami Burger King Classic (Miami, Fla.)

\$ - Northern Lights Invitational (Anchorage, Alaska)

1987-88

Record: 14-13 (7-6 H, 5-7 A, 2-0 N)

Head Coach: Ken Patrick

Date	W/L	Opponent	Score
N27	W	vs. Howard#	81-58
N28	L	at Minnesota#	76-72
D1	W	BETHUNE COOKMAN	90-55
D12	W	AUBURN%	69-68
D19	W	FLORIDA	84-75
D21	W	vs. Mercer+	93-62
D28	L	VIRGINIA%	78-69
D29	L	FLORIDA INTERNATIONAL	96-48
D30	L	ILLINOIS%	85-83
J7	L	NOTRE DAME	83-68
J9	L	OLD DOMINION	93-79
J11	W	FLORIDA A&M	104-86
J13	L	at Maine	76-56
J20	W	at Central Florida	93-82
J27	L	at Arizona	78-71
J28	L	at Arizona State	78-74
J31	W	SOUTH FLORIDA	82-71
F4	L	at Florida A&M	89-88
F6	W	NORTHERN ILLINOIS	88-80
F8	W	at Stetson	67-63
F13	W	FLORIDA INTERNATIONAL	69-79
F15	W	FLORIDA ATLANTIC	87-66
F20	L	at Bethune Cookman	80-72
F23	L	at Florida International	79-70
F25	W	CENTRAL FLORIDA	103-87
F29	W	at North Carolina	75-69
M6	W	at South Florida	76-60

- Minnesota Dial Classic (Minneapolis, Minn.)

+ - at Coral Springs, Fla.)

% - Burger King/Orange Bowl Invitational (Coral Gables, Fla.)

PLAYERS

COACHES

UNIVERSITY

THE ACC

OPPONENTS

REVIEW

HISTORY

HONORS

RECORDS

MEDIA

Year-By-Year Results

1988-89

Record: 21-8 (11-1 H, 7-7 A, 3-0 N)

Head Coach: Ferne Labati

Date	W/L	Opponent	Score
N25	W	vs. S.W. Missouri State*	90-71
N26	W	vs. Florida State*	96-85
D2	L	at Houston# (OT)	81-76
D3	W	vs. Northwestern St.(La)#	92-89
D6	W	at Bethune Cookman	77-65
D11	W	FLORIDA STATE	88-79
D19	W	FLORIDA A&M	103-64
D29	W	OKLAHOMA\$	69-66
D30	L	SYRACUSE\$	78-62
J4	L	at Purdue	79-65
J8	W	at Detroit	74-61
J9	W	at Toledo	66-62
J11	W	at Louisville	59-58
J14	W	SOUTH FLORIDA	77-74
J16	L	at Florida	75-61
J21	W	at Florida A&M	73-66
J24	W	FLORIDA%	75-67
J28	L	at Rutgers	97-64
J31	W	FLORIDA INTERNATIONAL	83-76
F2	W	at Mercer	75-47
F4	L	at Auburn	73-44
F6	W	BARRY	85-36
F11	W	CENTRAL FLORIDA	94-69
F13	W	STETSON	69-63
F18	W	FLORIDA ATLANTIC	94-77
F22	W	BETHUNE COOKMAN	72-55
F24	W	at Florida International	100-85
M4	L	at South Florida	85-82
M15	L	at Oklahoma State!	93-69

* - Lady Sunshine Tournament (Tallahassee, Fla.)
 # - Lady Cougar Classic (Houston, Texas)
 \$ - Burger King/Pepsi Classic (Coral Gables, Fla.)
 % - at Miami Arena (Miami, Fla.)
 ! - NCAA Tournament 1st Round (Stillwater, Okla.)

1989-90

Record: 25-6 (13-1 H, 8-1 A, 4-4 N)

Head Coach: Ferne Labati

Date	W/L	Opponent	Score
N29	W	FLORIDA	76-61
D1	W	NIAGARAS	88-52
D2	W	ARIZONA\$	85-65
D6	W	at Florida A&M	77-70
D8	W	vs. Temple%	79-73
D9	L	vs. Kentucky%	80-71
D16	W	ILLINOIS-CHICAGO	70-41
D27	W	CLEVELAND STATE*	81-53
D28	W	MICHIGAN*	72-64
D29	L	WASHINGTON*	85-68
J3	W	vs. Dist. of Columbia@	79-47
J4	W	vs. James Madison@	72-53
J5	L	vs. Stephen F. Austin@	69-62
J9	W	at Massachusetts	76-58
J11	W	at Boston University	87-69
J13	W	at Stetson	88-69
J16	W	at Florida	85-73
J18	W	at South Florida	89-72
J22	W	FLORIDA A&M	90-56
J25	W	at Bethune Cookman	76-26
F1	W	FLORIDA INTERNATIONAL	71-64
F5	W	BETHUNE COOKMAN	76-43
F9	W	MISSOURI-KC	70-58
F10	W	CENTRAL FLORIDA	96-74
F17	L	at Florida State	95-66
F19	W	MERCER	84-62
F23	W	at Florida International	94-76
M3	W	SOUTH FLORIDA	72-59
M22	W	vs. Illinois State#	85-83
M23	L	vs. Kentucky#	80-68
M24	L	vs. UNC-Charlotte#	82-80

\$ - Hurricane Tip-Off Classic (Coral Gables, Fla.)
 % - Felpausch/MSU Holiday Classic (East Lansing, Mich.)
 * - Burger King Classic (Coral Gables, Fla.)
 @ - FIU Sun and Fun Classic (Miami, Fla.)
 # - National Women's Invitational Tournament (Amarillo, Texas)

1990-91

Record: 20-10 (9-6 H, 5-4 A, 6-0 N)

NSWAC: 9-3 (Tournament Champions)

Head Coach: Ferne Labati

Date	W/L	Opponent	Score
N23	W	at W. Michigan	94-72
N25	L	at Purdue	86-56
D4	W	at Georgia State*	85-60
D8	L	RUTGERS	67-57
D14	W	TEXAS SOUTHERN	73-65
D15	L	TOLEDO	59-58
D19	L	FLORIDA STATE	76-62
D27	W	SYRACUSE#	68-53
D28	L	KANSAS#	76-48
D29	L	MICHIGAN STATE#	79-73
J2	W	vs. Oklahoma State%	74-71
J3	W	vs. Mississippi%	66-64
J4	W	vs. Murray State%	82-60
J9	L	at Missouri*	53-44
J12	W	STETSON*	112-74
J17	L	at Florida A&M*	73-65
J19	W	at Georgia Southern*	86-79
J24	W	GEORGIA STATE*	68-49
J26	L	MERCER* (OT)	86-83
J31	W	GEORGIA SOUTHERN*	89-66
F2	W	FLORIDA A&M*	78-71
F5	W	at Florida International*	74-64
F9	W	HOWARD	78-58
F14	L	at Mercer*	80-71
F16	W	PORTLAND STATE	84-63
F20	W	at Stetson*	77-63
M2	W	FLORIDA INTERNATIONAL*	79-54
M7	W	vs. Stetson!	98-77
M8	W	vs. Florida International!	75-55
M9	W	vs. Florida A&M!	73-44

! - New South Women's Athletic Conference Tournament
 # - Pepsi/Church's Holiday Classic (Coral Gables, Fla.)
 % - Florida International Sun and Fun Classic (Miami, Fla.)
 * - New South Women's Athletic Conference game

1991-92

Record: 30-2 (17-0 H, 11-1 A, 2-1 N)

Head Coach: Ferne Labati

BIG EAST: 18-0 (Regular Season and Tournament Champions)

Date	W/L	Opponent	Score
N23	L	at Florida State (OT)	71-69
D1	W	FLORIDA	95-75
D8	W	at Rutgers	72-53
D13	W	TEXAS SOUTHERN	85-48
D19	W	No. 10 PURDUE	65-63
D22	W	HARVARD	87-62
D28	W	Cleveland State#	91-59
D29	W	Florida International#	78-53
D30	W	Georgia Tech#	78-63
J3	W	at Boston College*	78-59
J5	W	at Seton Hall*	76-54
J8	W	GEORGETOWN*	89-51
J11	W	at Pittsburgh*	73-54
J13	W	at Providence*	87-83
J17	W	No. 22 CONNECTICUT*	70-66
J21	W	SYRACUSE*	74-52
J23	W	at St. John's*	58-57
J26	W	at Villanova*	75-50
F1	W	BOSTON COLLEGE*	79-60
F5	W	SETON HALL*	68-46
F8	W	at Georgetown*	83-76
F11	W	PITTSBURGH*	79-64
F16	W	PROVIDENCE*	95-69
F21	W	at Connecticut*	75-59
F23	W	at Syracuse*	79-66
F26	W	ST. JOHN'S*	85-63
M1	W	VILLANOVA*	84-67
M7	W	vs. Seton Hall&	76-62
M8	W	vs. Providence&	82-70
M9	W	at Connecticut&	56-47
M21	W	NORTH CAROLINA*	86-72
M26	L	Lvs. Vanderbilt**	77-67

- Pepsi/Church's Holiday Classic (Coral Gables, Fla.)
 * - BIG EAST Conference game
 & - BIG EAST Conference Tournament (Storrs, Conn.)
 ^ - NCAA Tournament 2nd Round (Coral Gables, Fla.)
 ** - NCAA East Regional Semifinal (Charlottesville, Va.)

1992-93

Record: 24-7 (13-3 H, 8-4 A, 2-0 N)

BIG EAST: 15-3 (Regular Season and Tournament Champions)

Head Coach: Ferne Labati

Date	W/L	Opponent	Score
D6	W	FLORIDA ATLANTIC	94-37
D13	W	at Florida International	80-58
D18	W	TEXAS SOUTHERN	98-41
D19	L	FLORIDA STATE	64-61
D28	W	BUCKNELL!	74-54
D29	W	APPALACHIAN STATE!	80-63
D30	L	TEXAS TECH! (OT)	75-74
J3	L	at Seton Hall*	73-59
J5	W	at Providence*	64-52
J9	W	GEORGETOWN*	62-55

J15	W	at Connecticut*	69-86
J17	W	at Syracuse*	65-53
J21	W	VILLANOVA*	64-53
J24	L	ST. JOHN'S*	65-59
J29	W	at Pittsburgh*	55-50
J31	W	at Boston College*	80-67
F3	W	SYRACUSE*	60-40
F6	W	PROVIDENCE*	85-65
F9	L	at Georgetown*	(3OT) 90-88
F11	L	at Maryland	67-57
F14	W	CONNECTICUT*	69-51
F16	W	BOSTON COLLEGE*	84-55
F20	W	at Villanova*	57-52
F22	W	at St. John's*	84-68
F27	W	SETON HALL*	72-60
M1	W	PITTSBURGH*	77-65
M6	W	vs. St. John's#	84-61
M7	W	vs. Villanova#	67-49
M8	W	at Providence#	76-55
M17	W	ST. PETER'S^	61-44
M20	L	at Western Kentucky**	78-63

! - Church's Holiday Classic (Coral Gables, Fla.)
 * - BIG EAST Conference game
 # - BIG EAST Tournament (Providence, R.I.)
 ^ - NCAA Tournament 1st Round (Coral Gables, Fla.)
 ** - NCAA Tournament 2nd Round (Bowling Green, Ky.)

1993-94

Record: 10-17 (7-5 H, 2-8 A, 1-4 N)

BIG EAST: 7-11 (8th)

Head Coach: Ferne Labati

Date	W/L	Opponent	Score
N27	L	vs. Wake Forest!	74-65
N28	L	vs. South Carolina!	71-68
D3	W	vs. Dayton%	67-53
D4	L	vs. Rhode Island%	56-54
D11	W	GEORGETOWN*	67-59
D18	W	VALPARAISO	77-59
D28	W	FLORIDA ATLANTIC+	90-69
D30	L	FLORIDA INTERNATIONAL+	75-56
J3	L	at Providence*	78-62
J6	W	VILLANOVA*	64-40
J9	L	at Pittsburgh*	71-66
J13	L	at Seton Hall*	93-50
J15	W	at St. John's*	(OT) 80-72
J19	W	SYRACUSE*	(2 OT) 62-59
J23	L	at Connecticut*	87-46
J25	L	at Boston College*	80-71
J27	L	at Florida	59-50
J30	L	ST. JOHN'S*	68-67
F2	L	PITTSBURGH*	59-53
F6	W	at Villanova*	64-60
F10	L	SETON HALL*	82-46
F13	L	CONNECTICUT*	60-48
F17	L	at Georgetown*	81-60
F20	L	at Syracuse*	58-41
F23	W	PROVIDENCE*	65-63
F26	W	BOSTON COLLEGE*	75-72
M5	L	vs. Pittsburgh#	70-60

! - Old Dominion/Dial Classic (Norfolk, Va.)
 % - Florida State/Dial Classic (Tallahassee, Fla.)
 * - BIG EAST Conference game
 + - Church's Holiday Classic (Coral Gables, Fla.)
 # - BIG EAST Conference Tournament (Storrs, Conn.)

Year-By-Year Results

1994-95

Record: 11-16 (6-7 H, 5-7 A, 0-2 N)

BIG EAST: 8-10 (6th)

Head Coach: Ferne Labati

Date	W/L	Opponent	Score
N27	W	FAIRFIELD	81-71
N29	W	at Florida Atlantic	90-81
D2	L	vs. Florida*	84-63
D3	L	vs. South Florida*	74-65
D6	L	at Florida International	77-62
D17	W	LIU-BROOKLYN	74-59
D22	L	at Seton Hall*	72-44
D28	L	GRAMBLING ST.†	98-75
D29	L	AUBURN‡	73-43
J2	W	BOSTON COLLEGE*	80-45
J4	L	at Villanova*	64-51
J7	L	at Pittsburgh*	73-61
J11	W	at Georgetown*	72-66
J14	L	ST. JOHN'S*	73-63
J18	W	at Syracuse*	65-54
J21	W	PROVIDENCE*	80-78
J24	L	#1 CONNECTICUT*	92-51
J28	W	at Boston College*	73-67
F1	W	PITTSBURGH*	54-50
F5	L	VILLANOVA*	72-59
F9	L	at #1 Connecticut*	85-48
F11	W	at St. John's*	60-56
F15	L	GEORGETOWN*	65-63
F18	W	SYRACUSE*	67-65
F21	L	SETON HALL*	82-65
F25	L	at Providence*	76-72
M4	L	at Seton Hall§	66-50

* - Florida Four Challenge (Tallahassee, Fla.)

* - BIG EAST Conference game

! - Church's Chicken Holiday Classic (Coral Gables, Fla.)

§ - BIG EAST Conference Tournament (South Orange, N.J.)

1995-96

Record: 14-13 (10-6 H, 4-6 A, 0-1 N)

BIG EAST: 9-9 (T-1st)

Head Coach: Ferne Labati

Date	W/L	Opponent	Score
N24	W	MANHATTAN%	74-66
N28	L	at Houston	80-72
D1	W	SOUTH FLORIDA*	73-68
D2	L	FLORIDA*	71-70
D16	W	FLORIDA INTERNATIONAL	77-62
D20	W	SO. ILLINOIS	70-61
D22	W	at Pittsburgh*	72-44
D28	L	DETROIT MERCY!	78-77
D30	W	FLORIDA ATLANTIC!	93-54
J4	L	at Providence*	81-60
J7	L	VILLANOVA*	59-53
J10	L	CONNECTICUT*	79-52
J13	L	at Seton Hall*	69-62
J17	W	RUTGERS*	58-45
J20	L	at Syracuse*	69-60
J22	W	at Boston College*	60-59
J25	W	WEST VIRGINIA*	77-58
J27	L	NOTRE DAME*	67-50
J31	W	PROVIDENCE*	74-73
F3	W	at St. John's*	62-54
F8	W	at West Virginia*	88-69
F10	W	at Villanova*	51-47
F14	L	GEORGETOWN*	71-69
F17	W	SYRACUSE*	84-60
F20	L	Notre Dame*	86-70
F27	W	SETON HALL*	67-60
M2	L	vs. Pittsburgh§	52-49

% - at Miami Arena

* - Florida Four Challenge (Coral Gables, Fla.)

* - BIG EAST Conference game

! - Church's Chicken Holiday Classic (Coral Gables, Fla.)

§ - BIG EAST Conference Tournament (Storrs, Conn.)

1996-97

Record: 15-14 (8-5 H, 5-8 A, 2-1 N)

BIG EAST: 8-10 (T-2nd BE 7)

Head Coach: Ferne Labati

Date	W/L	Opponent	Score
N22	L	vs. Florida#	65-58
N23	W	at South Florida#	58-30
N26	W	FLORIDA ATLANTIC	74-53
D1	L	at Old Dominion	94-55
D4	L	at St. John's*	61-44
D8	L	RUTGERS*	57-44
D14	W	at Florida International	55-49
D19	W	ORAL ROBERTS	69-49
D27	W	BUTLER!	70-55
D29	L	ALABAMA!	73-43
J2	L	BOSTON COLLEGE*	66-48
J6	L	at Pittsburgh*	64-59
J9	L	CONNECTICUT*	69-51
J12	W	at Providence*	60-56
J15	L	Georgetown*	62-55
J19	W	SETON HALL*	79-67
J22	L	at West Virginia*	75-70
J25	W	ST. JOHN'S*	71-48
J29	L	NOTRE DAME*	72-71
F2	W	VILLANOVA*	71-56
F5	W	at Rutgers*	49-41
F12	W	PITTSBURGH*	89-61
F16	L	at Connecticut*	86-59
F19	L	at Boston College*	67-55
F22	W	at Syracuse*	64-53
F25	W	GEORGETOWN*	62-58
M1	W	vs. Pittsburgh&	64-50
M2	W	vs. Boston College&	63-48
M3	L	at Connecticut&	99-71

- Dial Classic (Tampa, Fla.)

* - BIG EAST Conference game

! - UM Holiday Classic, Coral Gables, Fla.)

& - BIG EAST Conference Tournament, Storrs, Conn.)

1997-98

Record: 19-10 (12-1 H, 5-8 A, 2-1 N)

BIG EAST: 13-5 (2nd BE 7)

Head Coach: Ferne Labati

Date	W/L	Opponent	Score
N216	W	FAIRFIELD	87-66
N20	W	South Florida!	55-52
N21	L	at Florida!	70-51
N25	W	at Florida Atlantic	105-84
D6	W	PROVIDENCE*	97-70
D14	L	FLORIDA INTERNATIONAL	81-60
D20	L	at Oklahoma	67-62
D27	W	DELAWARE STATE#	105-62
D28	W	MAINE#	91-78
D31	W	WEST VIRGINIA* (OT) 74-72	
J3	W	at Seton Hall*	70-66
J6	L	at Syracuse*	87-75
J8	L	at Notre Dame*	75-47
J10	W	BOSTON COLLEGE*	85-79
J14	L	at Villanova* (OT) 68-67	
J17	W	ST. JOHN'S*	72-60
J24	W	PITTSBURGH*	72-55
J28	L	at Rutgers*	77-65
J31	W	at Georgetown*	81-74
F3	W	NOTRE DAME*	77-76
F7	W	SYRACUSE*	58-56
F10	W	at Providence*	90-79
F13	L	at Connecticut*	80-60
F18	W	SETON HALL*	73-66
F21	W	VILLANOVA*	67-64
F24	W	at West Virginia*	90-69
M1	W	vs. Georgetown&	81-66
M2	L	at Rutgers&	81-62
M14	L	vs. Clemson%	60-49

! - Dial Classic/Florida Four Challenge (Gainesville, Fla.)

* - BIG EAST Conference game

- UM Holiday Classic (Coral Gables, Fla.)

& - BIG EAST Conference Tournament (Piscataway, N.J.)

% - NCAA Tournament 1st Round (Ruston, La.)

1998-99

Record: 15-14 (10-4 H, 4-10 A, 1-0 N)

BIG EAST: 9-9 (T-6th)

Head Coach: Ferne Labati

Date	W/L	Opponent	Score
N18	W	at Florida International	67-65
N22	L	at Tulane	63-56
N24	L	at Florida	85-69
D1	W	COPPIN STATE	97-68
D5	W	BOSTON COLLEGE*	65-57
D8	W	SYRACUSE*	68-52
D12	W	HAMPTON	84-52
D16	W	FLORIDA ATLANTIC	91-57
D19	W	OKLAHOMA	62-60
D30	L	at St. John's* (OT) 76-72	
J2	W	PITTSBURGH*	75-60
J5	L	at Rutgers*	68-54
J7	L	WESTERN KENTUCKY	75-61
J10	L	at Pittsburgh*	63-61
J13	W	PROVIDENCE*	85-63
J16	W	No. 21 Boston College*	66-53
J20	L	at Connecticut*	89-55
J23	L	at Villanova*	56-54
J26	L	GEORGETOWN*	69-51
F3	W	WEST VIRGINIA*	98-73
F6	L	CONNECTICUT*	88-66
F10	L	RUTGERS*	66-57
F13	W	at Georgetown*	81-62
F17	W	at Seton Hall*	66-52
F20	W	ST. JOHN'S*	83-51
F23	L	at Notre Dame*	89-62
F27	W	vs. West Virginia&	86-69
F28	L	at Rutgers&	79-53
M12	L	at Rice%	65-58

* - BIG EAST Conference game

& - BIG EAST Conference Tournament (Piscataway, N.J.)

% - Women's NIT 1st Round (Houston, Texas)

PLAYERS

COACHES

UNIVERSITY

THE ACC

OPPONENTS

REVIEW

HISTORY

HONORS

RECORDS

MEDIA

Year-By-Year Results

PLAYERS
COACHES
UNIVERSITY
THE ACC
OPPONENTS
REVIEW
HISTORY
HONORS
RECORDS
MEDIA

1999-00

Record: 14-15 (9-7 H, 4-6 A, 1-2 N)

BIG EAST: 7-9 (T-6th)

Head Coach: Ferne Labati

Date	WL	Opponent	Score
N21	W	FURMAN	88-46
N24	W	EASTERN KENTUCKY	83-66
N28	L	TULANE	75-66
D1	L	FLORIDA	85-77
D4	W	FLORIDA INTERNATIONAL	76-61
D11	W	Florida Atlantic	89-73
D19	L	NC State#	80-60
D28	W	BROWN@	79-62
D29	L	SOUTHERN METHODIST@	76-55
J2	W	TEMPLE	64-44
J5	L	Rutgers*	65-45
J8	W	St. John's*	68-47
J11	L	Western Kentucky	75-68
J15	W	SETON HALL*	64-60
J19	L	GEORGETOWN*	63-61
J22	L	NOTRE DAME*	76-54
J26	L	Villanova*	44-34
J29	L	CONNECTICUT*	84-36
F2	L	BOSTON COLLEGE*	66-55
F5	W	West Virginia*	70-50
F8	L	Connecticut*	93-46
F12	W	Providence*	71-66
F15	W	WEST VIRGINIA*	77-55
F19	L	Georgetown*	66-61
F22	L	Notre Dame*	83-68
F26	W	SYRACUSE*	66-64
F29	W	PITTSBURGH*	80-60
M4	W	Seton Hall&	69-42
M5	L	Notre Dame&	67-52

* - BIG EAST Conference game
- Orange Bowl Classic (Miami, Fla.)
@ - Hurricane Holiday Classic (Coral Gables, Fla.)
& - BIG EAST Conference Tournament (Storrs, Conn.)

2000-01

Record: 13-15 (11-6 H, 2-8 A, 0-1 N)

BIG EAST: 6-10 (T-8th)

Head Coach: Ferne Labati

Date	WL	Opponent	Score
N20	W	FLORIDA ATLANTIC	87-50
N24	L	at Northwestern	56-48
D2	W	ST. BONAVENTURE	71-51
D5	L	CONNECTICUT*	77-53
D9	L	at Florida International	78-48
D16	W	SOUTH FLORIDA	73-51
D19	W	KENTUCKY	74-59
D22	L	FAIRFIELD	67-55
D28	W	NEW HAMPSHIRE@	70-61
D29	W	WESTERN MICHIGAN@	64-51
J2	W	RADFORD	83-48
J7	L	at Virginia Tech*	64-51
J10	W	at Boston College*	65-59
J13	W	at St. John's*	67-51
J17	L	PROVIDENCE*	77-60
J21	L	WESTERN KENTUCKY (OT)	82-75

J23	L	at Connecticut*	81-45
J27	L	RUTGERS*	39-37
J30	L	at Pittsburgh*	84-74
F3	W	GEORGETOWN*	52-46
F7	W	WEST VIRGINIA*	84-68
F10	L	at Seton Hall*	69-61
F14	W	ST. JOHN'S*	80-43
F17	W	PITTSBURGH*	96-69
F20	L	at Notre Dame*	81-54
F24	L	at Syracuse*	62-61
F27	L	VILLANOVA*	60-59
M3	L	vs Boston College\$	62-49

* - BIG EAST Conference game

@ - Hurricane Holiday Classic (Coral Gables, Fla.)

& - BIG EAST Conference Tournament (Storrs, Conn.)

2001-02

Record: 19-12 (12-3 H, 5-8 A, 2-1 N)

BIG EAST: 10-6 (9th)

Head Coach: Ferne Labati

Date	WL	Opponent	Score
N18	W	IONA	71-52
N21	W	NORTHWESTERN	86-69
N23	W	IUPUI	72-58
N27	L	at South Florida	76-68
D1	L	at Kentucky	60-57
D4	W	WEST VIRGINIA*	69-53
D9	W	vs No. 17 Texas!	57-55
D15	W	at Florida Atlantic	92-77
D27	W	LEHIGH@	76-49
D28	W	YALE@	75-46
D30	L	MINNESOTA	80-65
J2	L	NOTRE DAME*	69-65
J5	W	at Rutgers*	67-53
J8	L	at West Virginia*	57-52
J12	L	at No. 1 Connecticut*	96-50
J16	W	SYRACUSE* (OT)	75-71
J19	W	SETON HALL*	56-54
J23	W	at St. John's	68-51
J26	W	RUTGERS*	65-55
J29	L	at Villanova*	80-52
F2	W	PITTSBURGH*	77-61
F5	L	at Virginia Tech*	72-60
F13	W	at Georgetown*	64-56
F16	L	FLORIDA INTERNATIONAL	71-65
F20	W	No. 24 VIRGINIA TECH*	55-53
F23	L	at Providence*	69-64
F26	W	No. 18 BOSTON COLLEGE*	60-57
M2	W	vs Georgetown\$	69-52
M3	L	vs Villanova\$	68-49
M13	W	vs Georgia Tech#	73-64
M16	L	vs Houston^	83-76

* - BIG EAST Conference game

! - Orange Bowl Fab Four Classic (Miami, Fla.)

@ - Hurricane Holiday Classic (Coral Gables, Fla.)

& - BIG EAST Conference Tournament (Piscataway, N.J.)

- WNIT 1st Round (Atlanta, Ga.)

^ - WNIT 2nd Round (Houston, Texas)

2002-03

Record: 18-11 (11-4 H, 5-7 A, 2-2 N)

BIG EAST: 8-8 (7th)

Head Coach: Ferne Labati

Date	WL	Opponent	Score
N22	W	SOUTH FLORIDA	60-49
N25	W	MORRIS BROWN	111-44
N29	W	vs Quinnipiac!	87-56
N30	L	at UW-Green Bay!	83-72
D2	L	at Florida	76-67
D14	L	at Florida International	81-70
D16	W	FLORIDA ATLANTIC	86-61
D19	W	TEXAS A&M	84-58
D21	W	EASTERN MICHIGAN	85-66
D28	W	WILLIAM & MARY@	85-57
D29	W	MARYLAND#	97-66
J4	W	at Georgetown*	60-57
J8	W	at Syracuse*	85-68
J11	W	at No. 16 Notre Dame*	80-70
J15	L	No. 24 VIRGINIA COLLEGE*	86-61
J22	W	at Pittsburgh*	79-76
J25	L	SYRACUSE*	62-59
J28	W	VIRGINIA TECH* (OT)	67-66
F1	L	No. 20 VILLANOVA*	61-55
F4	L	at Rutgers*	65-56
F8	W	ST. JOHN'S*	69-54
F15	L	at West Virginia*	100-84
F19	L	No. 1 CONNECTICUT*	81-60
F22	W	PROVIDENCE*	77-64
F26	L	at Seton Hall* (OT)	78-71
M1	L	at No. 23 Boston College*	84-77
M4	W	GEORGETOWN*	73-71
M8	W	vs Syracuse&	77-64
M9	W	at No. 18 Rutgers&	77-74
M10	L	vs No. 18 Villanova&	65-59
M22	L	vs New Mexico# (OT)	91-85

* - BIG EAST Conference game

! - Wisconsin-Green Bay Tournament (Green Bay, Wis.)

@ - Hurricane Holiday Classic (Coral Gables, Fla.)

& - BIG EAST Conference Tournament (Piscataway, N.J.)

- NCAA 1st Round (Albuquerque, N.M.)

Home games from Jan. 15 on played in Convocation Center.

2003-04

Record: 22-7 (12-2 H, 7-3 A, 3-2 N)

BIG EAST: 11-5 (4th)

Head Coach: Ferne Labati

Date	WL	Opponent	Score
N22	W	at Morehead State!	93-54
N23	W	vs Eastern Kentucky!	90-81
N25	W	at South Florida	62-55
N28	W	vs Weber State\$	82-60
N29	W	vs Bradley\$	70-52
D2	W	FLORIDA INTERNATIONAL	78-58
D12	W	FLORIDA	80-75
D16	W	DARTMOUTH	74-53
D21	W	RICHMOND	80-73
D28	W	TOLEDO@	68-57
D29	W	No. 24 VANDERBILT@	79-57
J3	W	at St. John's*	79-60

J7	L	at Villanova*	58-55
J10	W	at No. 20 Boston College*	70-66
J14	W	GEORGETOWN* (OT)	57-55
J17	W	PITTSBURGH*	77-68
J20	W	at Providence*	86-67
J28	L	NOTRE DAME*	59-50
J31	L	RUTGERS*	76-69
F8	L	at No. 4 Connecticut*	83-65
F10	W	ST. JOHN'S*	85-74
F14	W	at No. 21 Virginia Tech*	65-56
F18	W	at Syracuse*	85-65
F21	W	SETON HALL*	81-43
F25	L	at Notre Dame*	93-58
F28	W	WEST VIRGINIA*	82-74
M2	W	PROVIDENCE*	81-62
M7	L	vs Boston College&	65-53
M21	L	vs Maryland#	86-85

* - BIG EAST Conference game

! - Morehead State Tournament (Morehead, Ky.)

\$ - Saint Mary's Thanksgiving Classic (Moraga, Calif.)

@ - Hurricane Holiday Classic (Coral Gables, Fla.)

& - BIG EAST Conference Tournament (Hartford, Conn.)

- NCAA 1st Round (Baton Rouge, La.)

2004-05

Record: 13-16 (9-5 H, 2-9 A, 2-2 N)

Atlantic Coast: 4-10 (T-8th)

Head Coach: Ferne Labati

Date	WL	Opponent	Score
N19	W	GARNER WEBB#	65-47
N21	W	TCU	68-57
N23	L	at Hartford	63-53
N26	L	vs. Oregon!	79-73
N27	W	vs. Maryland Eastern Shore!	88-64
N30	L	at George Mason	60-35
D4	L	at Florida International	67-62
D6	L	at No. 12 Texas Tech	109-49
D13	W	UCF	69-50
D20	W	MONTANA	55-49
D28	W	FAIRFIELDS	84-70
D29	W	LOYOLA MARYMOUNT	78-67
J2	W	COPPIN STATE	93-83
J9	L	at Florida State*	65-56
J13	L	WAKE FOREST*	78-63
J17	L	at No. 8 North Carolina*	83-52
J20	L	at NC State*	73-59
J23	L	GEORGIA TECH*	62-46
J27	W	No. 21 FLORIDA STATE*	62-57
J31	W	at Clemson*	83-69
F3	L	No. 3 DUKE*	72-63
F6	W	VIRGINIA TECH*	78-67
F10	W	at Virginia*	66-60
F14	L	No. 21 NC STATE*	71-68
F17	L	No. 20 MARYLAND*	70-65
F24	L	at No. 2 Duke*	95-61
F27	L	at Virginia Tech*	90-45
M4	W	vs. Georgia Tech!%	60-58
M5	L	vs. North Carolina!%	64-57

* - Atlantic Coast Conference game

! - ACC Tournament (Greensboro, N.C.)

- The Miami Jam (Coral Gables, Fla.)

! - LIU Turkey Classic (Brooklyn, N.Y.)

\$ - UM Holiday Classic (Coral Gables, Fla.)

2005-06

Record: 17-13 (13-5 H, 4-6 A, 0-2 N)

Atlantic Coast: 6-8 (6th)

Head Coach: Katie Meier

Date	WL	Opponent	Score
N18	W	Samford	72-51
N25	W	Bradley#	73-61
N26	W	Oakland#	78-65
N30	L	George Mason	68-61
D2	W	Fairleigh Dickinson	100-62
D3	W	Siena	76-47
D6	W	Florida International	75-63
D10	W	Hartford	82-62
D16	L	at Montana	83-74
D20	W	at UCF	82-72
D28	W	North Carolina A&T\$	104-65
D29	W	No. 25 Mississippi\$	79-70
J5	W	at Georgia Tech*	75-63
J9	L	No. 4 North Carolina*	90-57
J12	W	at Clemson*	74-52
J15	L	vs. No. 13 Georgia!%	74-59
J19	W	No. 21 Boston College*	82-68
J22	L	Virginia*	77-65
J26	L	at NC State*	83-77
J29	W	No. 25 Virginia Tech*	77-62
F1	L	at No. 6 Maryland*	88-77
F5	W	at Wake Forest*	79-71
F9	L	Florida State*	79-54
F12	L	at No. 21 Boston College*	79-69
F17	L	at Florida State*	68-61
F19	L	No. 1 Duke*	(2OT) 99-93
F26	W	Georgia Tech*	(2OT) 90-85
M2	L	vs. Georgia Tech!	79-62
M18	W	Florida International+	95-83
M22	L	at Virginia*	83-72

* - Atlantic Coast Conference game

! - ACC Tournament (Greensboro, N.C.)

- UM Thanksgiving Tournament (Coral Gables, Fla.)

\$ - Hurricane Holiday Classic (Coral Gables, Fla.)

!% - ACC/SEC Russell Athletic Shootout (Duluth, Ga.)

+ - WNIT First Round (Coral Gables, Fla.)

^ - WNIT Second Round (Chattanooga, Tenn.)

All-Time Series Results

Year	W	Score	(h)	Year	W	Score	(a)	Year	W	Score	(h)	Year	L	Score	(a)
Alabama (0-2)				2000-01	W	65-59	(a)	Drake (0-1)				1984-85	L	85-68	(a)
1996-97	L	73-43	(h)	1999-00	L	66-55	(h)	1980-81	L	101-63	(h)	1983-84	L	55-53	(h)
1979-80	L	73-61	(h)	1998-99	W	66-53	(a)	Duke (0-3)				1983-84	L	78-58	(a)
Alabama-Birmingham (0-2)				1998-99	W	65-57	(h)	2005-06	L	99-93 (h-2OT)		1982-83	L	78-64	(a)
1980-81	L	79-63	(a)	1997-98	W	85-79	(h)	2004-05	L	95-61	(a)	1981-82	L	80-73	(a)
1980-81	L	83-71	(h)	1996-97	W	63-48	(n)	2004-05	L	72-63	(h)	1981-82	W	87-85	(h)
Alaska-Anchorage (1-0)				1996-97	L	67-55	(a)	East Carolina (1-1)				1980-81	W	65-59	(n)
1986-87	W	71-62	(a)	1996-97	L	66-48	(h)	1985-86	L	58-43	(a)	1980-81	W	75-64	(h)
Appalachian State (1-0)				1995-96	W	60-59	(a)	1981-82	W	60-56	(h)	1980-81	L	84-55	(a)
1992-93	W	80-63	(h)	1994-95	W	73-67	(a)	East Tennessee State (0-1)				1979-80	L	81-66	(n)
Arizona (1-1)				1994-95	W	80-45	(h)	1981-82	L	74-59	(n)	1979-80	L	77-66	(a)
1989-90	W	85-65	(h)	1993-94	W	75-72	(h)	Cleveland State (3-0)				1979-80	L	80-71	(h)
1987-88	L	78-71	(a)	1993-94	L	80-71	(a)	1991-92	W	91-59	(h)	1977-78	L	76-55	(n)
Arizona State (0-1)				1992-93	W	84-55	(h)	1989-90	W	81-53	(h)	1977-78	L	84-47	(a)
1987-88	L	78-74	(a)	1992-93	W	80-67	(a)	1984-85	W	95-48	(h)	1976-77	L	73-41	(h)
Arkansas (0-1)				1991-92	W	79-60	(h)	Connecticut (5-18)				1976-77	L	75-28	(h)
1984-85	L	79-58	(a)	1991-92	W	78-59	(a)	2003-04	L	83-65	(a)	1975-76	L	83-41	(n)
Auburn (0-6)				Boston University (1-0)				2002-03	L	81-60	(h)	1975-76	L	103-53	(a)
1994-95	L	73-43	(h)	1989-90	W	87-69	(a)	1999-00	W	83-66	(h)	1974-75	L	58-45	(n)
1988-89	L	73-44	(a)	Bradley (2-0)				1984-85	L	81-74	(n)	1974-75	L	67-32	(n)
1987-88	L	96-48	(h)	2005-06	W	73-61	(h)	Eastern Kentucky (2-1)				Florida A&M (10-9)			
1986-87	L	98-55	(a)	2003-04	W	70-52	(n)	2003-04	W	90-81	(n)	1990-91	W	73-44	(n)
1985-86	L	92-46	(a)	Brigham Young (1-1)				2001-02	L	96-50	(a)	1990-91	W	78-71	(h)
1980-81	L	78-72	(h)	1986-87	L	82-80	(n)	2000-01	L	81-45	(a)	1990-91	L	73-65	(a)
Augustana (1-0)				1985-86	W	78-74	(n)	1999-00	L	84-36	(h)	1989-90	W	90-56	(h)
1983-84	W	77-50	(h)	Broward Central (11-9)				1999-00	L	93-46	(a)	1989-90	W	77-70	(a)
Austin Peay (1-0)				1980-81	W	69-50	(a)	1998-99	L	88-66	(h)	1988-89	W	73-66	(a)
1981-82	W	74-52	(h)	1980-81	W	87-49	(h)	1998-99	L	89-55	(a)	1988-89	W	103-64	(h)
Barry (3-1)				1979-80	W	104-35	(h)	1997-98	L	80-60	(a)	1987-88	L	89-88	(a)
1988-89	W	85-36	(h)	1978-79	L	81-58	(n)	1996-97	L	98-71	(a)	1987-88	W	104-86	(h)
1973-74	W	41-33	(h)	1978-79	L	93-82	(h)	1996-97	L	86-59	(a)	1982-83	L	80-78 (h-OT)	
1973-74	W	44-41	(a)	1978-79	L	77-61	(a)	1996-97	L	69-51	(h)	1982-83	L	65-58	(a)
1972-73	L	51-45	(a)	1977-78	L	70-62	(n)	1995-96	L	79-52	(h)	1981-82	L	69-64	(a)
Baylor (1-0)				1977-78	L	59-47	(a)	1994-95	L	85-48	(a)	1981-82	W	66-62	(h)
1985-86	W	64-55	(n)	1976-77	L	72-65	(n)	1994-95	L	92-51	(h)	1980-81	W	79-47	(h)
Bethune Cookman (6-1)				1976-77	W	75-64	(h)	1993-94	L	60-48	(h)	1980-81	L	72-50	(a)
1989-90	W	76-43	(h)	1976-77	L	69-59	(a)	1993-94	L	87-46	(a)	1978-79	L	90-58	(h)
1989-90	W	76-26	(a)	1975-76	L	91-65	(n)	1992-93	W	69-51	(h)	1978-79	L	67-37	(a)
1988-89	W	72-55	(h)	1975-76	L	69-65	(a)	1992-93	W	69-66	(a)	1974-75	W	59-38	(n)
1988-89	W	77-65	(a)	1974-75	W	61-26	(h)	1991-92	W	56-47	(a)	1972-73	L	55-47	(n)
1987-88	L	80-72	(a)	1974-75	W	49-19	(a)	1991-92	W	75-59	(a)	Florida Atlantic (14-0)			
1987-88	W	90-55	(h)	1973-74	W	43-27	(a)	1991-92	W	70-66	(h)	2002-03	W	86-61	(h)
1980-81	W 2-0 - forfeit		(h)	1973-74	W	44-28	(h)	Coppin State (2-0)				2001-02	W	92-77	(a)
Boston College (16-9)				1972-73	W	36-26	(a)	2004-05	W	93-83	(h)	2000-01	W	87-50	(h)
2005-06	L	79-69	(a)	1972-73	W	41-25	(h)	1998-99	W	97-68	(h)	1999-00	W	89-73	(a)
2005-06	W	82-68	(h)	Brown (1-0)				Dartmouth (2-0)				1998-99	W	91-57	(h)
2003-04	L	65-53	(n)	1999-00	W	79-62	(h)	2003-04	W	74-53	(h)	1997-98	W	105-84	(a)
2003-04	W	70-66	(a)	Bucknell (1-0)				1984-85	W	62-52	(h)	1996-97	W	74-53	(h)
2002-03	L	84-77	(a)	1992-93	W	74-54	(h)	Dayton (3-0)				1995-96	W	93-54	(h)
2002-03	L	79-61	(h)	Butler (1-0)				1993-94	W	67-53	(n)	1994-95	W	90-81	(a)
2001-02	W	60-57	(h)	1996-97	W	70-55	(h)	1985-86	W	76-62	(h)	1993-94	W	90-69	(h)
2000-01	L	62-49	(n)	Carson Newman (1-0)				1980-81	W	62-58	(h)	1992-93	W	94-37	(h)
Boston College (16-9)				2005-06	W	82-72	(a)	Delaware State (1-0)				1988-89	W	72-55	(h)
2005-06	W	82-68	(h)	2004-05	W	60-50	(h)	1997-98	W	105-62	(h)	1987-88	W	87-66	(h)
2003-04	L	65-53	(n)	1989-90	W	96-74	(h)	Detroit Mercy (1-1)				1986-87	W	59-43	(h)
2003-04	W	70-66	(a)	1988-89	W	94-69	(h)	1995-96	L	78-77	(h)	Florida International (32-20)			
2002-03	L	84-77	(a)	1987-88	W	103-87	(h)	1988-89	W	74-61	(a)	2005-06*	W	95-83	(h)
2002-03	L	79-61	(h)	Central Florida (9-3)				1988-89	W	74-61	(a)	2005-06	W	75-63	(h)
2001-02	W	60-57	(h)	2005-06	W	82-72	(a)	1987-88	W	84-75	(h)	2004-05	L	67-62	(a)
2000-01	L	62-49	(n)	2004-05	W	60-50	(h)	1987-88	W	69-68	(a)	2003-04	W	78-58	(h)
Boston College (16-9)				1989-90	W	96-74	(h)	1986-87	W	78-66	(h)	2002-03	L	81-70	(a)
2005-06	W	82-68	(h)	1988-89	W	94-69	(h)	1986-87	L	81-73	(a)	2001-02	L	71-65	(h)
2003-04	L	65-53	(n)	1987-88	W	103-87	(h)	1985-86	W	70-45	(h)	2000-01	L	78-48	(a)
2003-04	W	70-66	(a)	Clemson (2-2)				1985-86	L	79-58	(a)	1999-00	W	76-61	(h)
2002-03	L	84-77	(a)	2005-06	W	74-52	(a)	1984-85	W	68-53	(h)	1998-99	L	75-61	(a)
2002-03	L	79-61	(h)	2004-05	W	83-69	(a)	District of Columbia (1-0)				1987-88	W	84-75	(h)
2001-02	W	60-57	(h)	1997-98	L	60-49	(n)	1989-90	W	79-47	(n)	1987-88	W	69-68	(a)
2000-01	L	62-49	(n)	1981-82	L	74-59	(n)	Eastern Michigan (1-0)				1986-87	L	78-66	(h)
Boston College (16-9)				Cleveland State (3-0)				Edinboro State (0-1)				Flagler (2-2)			
2005-06	W	82-68	(h)	1991-92	W	91-59	(h)	1979-80	L	70-62	(h)	1979-80	W	64-62	(n)
2005-06	W	82-68	(h)	1989-90	W	81-53	(h)	Evansville (1-0)				1979-80	W	74-73	(a)
2003-04	L	65-53	(n)	1984-85	W	95-48	(h)	1984-85	W	61-60	(h)	1974-75	L	62-49	(a)
2003-04	W	70-66	(a)	Connecticut (5-18)				Fairfield (3-3)				1973-74	L	74-38	(n)
2002-03	L	84-77	(a)	2003-04	L	83-65	(a)	2004-05	W	84-70	(h)	Florida (13-28)			
2002-03	L	79-61	(h)	2002-03	L	81-60	(h)	2000-01	L	67-55	(h)	2003-04	W	80-75	(h)
2001-02	W	60-57	(h)	2001-02	L	96-50	(a)	1999-00	L	67-55	(h)	2002-03	L	76-67	(a)
2000-01	L	62-49	(n)	2000-01	L	81-45	(a)	1997-98	W	87-66	(h)	1999-00	L	85-77	(h)
Boston College (16-9)				1999-00	L	84-36	(h)	1997-98	W	81-71	(h)	1998-99	L	85-69	(a)
2005-06	W	82-68	(h)	1999-00	L	93-46	(a)	1995-96	L	71-68	(h)	1997-98	L	70-51	(a)
2005-06	W	82-68	(h)	1986-87	L	88-66	(h)	1985-86	L	71-68	(h)	1996-97	L	65-58	(n)
2003-04	L	65-53	(n)	1985-86	W	78-74	(n)	1982-83	L	76-71	(h)	1995-96	L	71-70	(h)
2003-04	W	70-66	(a)	Broward Central (11-9)				1991-92	W	56-47	(a)	1994-95	L	84-63	(n)
2002-03	L	84-77	(a)	1980-81	W	69-50	(a)	1991-92	W	75-59	(a)	1993-94	L	59-50	(a)
2002-03	L	79-61	(h)												

All-Time Series Results

PLAYERS
COACHES
UNIVERSITY
THE ACC
OPPONENTS
REVIEW
HISTORY
HONORS
RECORDS
MEDIA

1995-96	W	71-49	(h)
1994-95	L	77-62	(a)
1993-94	L	75-56	(h)
1992-93	W	80-53	(a)
1991-92	W	78-53	(h)
1990-91	W	75-55	(n)
1990-91	W	79-54	(h)
1990-91	W	74-64	(a)
1989-90	W	94-76	(a)
1989-90	W	71-64	(h)
1988-89	W	100-85	(a)
1988-89	W	83-76	(h)
1987-88	L	79-70	(a)
1987-88	L	79-69	(h)
1986-87	L	78-71	(h)
1985-86	L	81-52	(h)
1984-85	W	81-73	(h)
1984-85	L	73-72	(a)
1983-84	L	83-81	(a-2OT)
1983-84	W	82-64	(h)
1982-83	L	63-53	(h)
1982-83	L	89-73	(a)
1981-82	W	69-66	(h)
1981-82	W	78-59	(a)
1980-81	W	84-56	(h)
1980-81	W	109-56	(h)
1979-80	W	83-35	(h)
1979-80	W	98-41	(h)
1978-79	W	86-58	(h)
1978-79	W	74-44	(h)
1977-78	W	50-43	(n)
1977-78	W	54-50	(a)
1977-78	W	71-42	(h)
1976-77	L	66-58	(h)
1976-77	W	64-51	(h)
1976-77	L	52-48	(n)
1976-77	W	73-65	(h)
1976-77	L	57-49	(a)
1975-76	L	59-57	(n)
1975-76	L	57-50	(h)
1975-76	W	56-38	(h)

* WNIT Tournament

Florida Memorial (6-0)

1983-84	W	75-43	(a)
1983-84	W	76-56	(h)
1982-83	W	89-71	(a)
1982-83	W	88-40	(h)
1981-82	W	100-54	(h)
1981-82	W	75-47	(a)

Florida Southern (0-1)

1979-80	L	71-69	(a)
---------	---	-------	-----

Florida State (7-22)

2005-06	L	68-61	(a)
2005-06	L	79-54	(h)
2004-05	W	62-57	(h)
2004-05	L	65-56	(a)
1992-93	L	64-61	(h)
1991-92	L	71-69	(a)
1990-91	L	76-62	(h)
1989-90	L	95-66	(a)
1988-89	W	88-79	(h)
1988-89	W	96-85	(n)
1986-87	W	80-73	(a)
1986-87	L	75-74	(h)
1984-85	W	74-67	(a)
1984-85	W	79-65	(h)

1983-84	L	76-64	(a)
1983-84	L	84-80	(n)
1981-82	L	66-52	(a)
1981-82	L	77-74	(h)
1981-82	W	79-70	(n)
1980-81	L	62-55	(h)
1980-81	L	87-73	(a)
1979-80	L	72-61	(n)
1979-80	L	93-74	(a)
1979-80	L	82-64	(h)
1978-79	L	73-57	(n)
1978-79	L	74-64	(h)
1978-79	L	79-53	(a)
1977-78	L	66-56	(n)
1974-75	L	59-45	(n)

Florida Tech (2-3)

1975-76	W	60-55	(n)
1975-76	L	60-57	(h)
1974-75	W	53-32	(n)
1973-74	L	36-41	(n)
1972-73	L	38-31	(n)

Forham (1-0)

1984-85	W	92-73	(h)
---------	---	-------	-----

Furman (1-0)

1999-00	W	88-46	(h)
---------	---	-------	-----

Gardner Webb (1-0)

2004-05	W	65-47	(h)
---------	---	-------	-----

Georgetown (14-8)

2003-04	W	57-55	(h-OT)
2002-03	W	73-71	(h)
2002-03	W	60-57	(a)
2001-02	W	69-52	(n)
2001-02	W	64-56	(a)
2000-01	W	52-46	(h)
1999-00	L	63-61	(h)
1999-00	L	66-61	(a)
1998-99	W	81-62	(a)
1998-99	L	69-51	(h)
1997-98	W	81-66	(h)
1997-98	W	81-74	(a)
1996-97	W	62-58	(h)
1996-97	L	62-55	(a)
1995-96	L	71-69	(h)
1994-95	L	65-63	(h)
1994-95	W	72-66	(a)
1993-94	L	81-60	(a)
1993-94	W	67-59	(h)
1992-93	L	90-88	(a-3OT)
1992-93	W	62-55	(h)
1991-92	W	83-76	(a)
1991-92	W	89-51	(h)

George Mason (0-2)

2005-06	L	68-61	(h)
2004-05	L	60-35	(a)

Georgia (0-2)

2005-06	L	74-59	(n)
1981-82	L	91-51	(a)

Georgia Southern (2-0)

1990-91	W	89-66	(h)
1990-91	W	86-79	(a)

Georgia State (4-3)

1990-91	W	68-49	(h)
---------	---	-------	-----

1990-91	W	85-60	(a)
1983-84	L	88-79	(n)
1982-83	W	71-66	(n)
1982-83	L	83-69	(n)
1981-82	W	72-66	(a)
1981-82	L	63-60	(h)

Georgia Tech (6-2)

2005-06	L	79-62	(n)
2005-06	W	90-85	(h-2OT)
2005-06	W	75-63	(a)
2004-05	W	60-58	(n)
2004-05	L	62-46	(h)
2001-02	W	73-64	(a)
1991-92	W	78-63	(h)
1980-81	W	86-80	(h)

Gonzaga (1-0)

1986-87	W	79-52	(n)
---------	---	-------	-----

Grambling State (1-2)

1994-95	L	98-75	(h)
1986-87	W	67-65	(h)
1985-86	L	81-75	(h)

Hampton (1-0)

1998-99	W	84-52	(h)
---------	---	-------	-----

Hartford (0-2)

2005-06	W	82-62	(h)
2004-05	L	63-53	(a)

Harvard (1-0)

1991-92	W	87-62	(h)
---------	---	-------	-----

Holy Cross (1-0)

1986-87	W	83-76	(n)
---------	---	-------	-----

Homestead AFB (2-0)

1975-76	W	63-50	(a)
1975-76	W	100-20	(h)

Houston (1-4)

2001-02	L	83-76	(a)
1995-96	L	80-72	(a)
1988-89	L	81-76	(a-OT)
1984-85	L	83-68	(a)
1981-82	W	64-47	(h)

Howard (2-0)

1990-91	W	78-58	(h)
1987-88	W	81-58	(n)

Idaho (0-1)

1983-84	L	68-66	(n)
---------	---	-------	-----

Illinois (0-2)

1987-88	L	85-83	(h)
1985-86	L	73-47	(n)

Illinois-Chicago (1-0)

1989-90	W	70-41	(h)
---------	---	-------	-----

Illinois State (1-0)

1989-90	W	85-83	(n)
---------	---	-------	-----

Iona (1-0)

2001-02	W	71-52	(h)
---------	---	-------	-----

Iowa (0-2)

1985-86	L	75-46	(a)
1985-86	L	83-63	(n)

IUPUI (1-0)

2001-02	W	72-58	(h)
---------	---	-------	-----

Jackson State (0-1)

1980-81	L	71-45	(h)
---------	---	-------	-----

James Madison (1-0)

1989-90	W	72-53	(n)
---------	---	-------	-----

Kansas (0-2)

1990-91	L	76-48	(h)
1979-80	L	101-62	(h)

Kentucky (1-5)

2001-02	L	60-57	(a)
2000-01	W	74-59	(h)
1989-90	L	80-68	(n)
1989-90	L	80-71	(n)
1986-87	L	71-55	(h)
1985-86	L	108-53	(a)

Lamar (2-1)

1984-85	W	89-54	(h)
1983-84	W	71-62	(h)
1979-80	L	78-56	(h)

Lawrence (1-0)

1982-83	W	74-34	(h)
---------	---	-------	-----

Lehigh (1-0)

2001-02	W	76-49	(h)
---------	---	-------	-----

LIU-Brooklyn (1-0)

1994-95	W	74-59	(h)
---------	---	-------	-----

Loyola Marymount (1-0)

2004-05	W	78-67	(h)
---------	---	-------	-----

Louisiana State (0-2)

1985-86	L	54-94	(n)
1984-85	L	62-67	(h)

Louisiana Tech (0-2)

1986-87	L	76-58	(h)
1985-86	L	81-40	(a)

Louisville (1-0)

1988-89	W	59-58	(a)
---------	---	-------	-----

Maine (1-1)

1997-98	W	91-78	(h)
1987-88	L	76-56	(a)

Manhattan (1-0)

1995-96	W	74-66	(h)
---------	---	-------	-----

Manhattanville (1-0)

1976-77	W	48-46	(h)
---------	---	-------	-----

Maryland (1-5)

2005-06	L	88-77	(a)
2004-05	L	70-65	(h)
2003-04*	L	86-85	(n)
2002-03	W	97-66	(h)
1992-93	L	67-57	(a)
1986-87	L	84-64	(n)

* NCAA Tournament

Maryland-Eastern Shore (2-0)

2004-05	W	88-64	(n)
1986-87	W	82-61	(h)

Marymack College (MO) (0-1)

1975-76	L	63-53	(h)
---------	---	-------	-----

Massachusetts (1-0)

1989-90	W	76-58	(a)
---------	---	-------	-----

Memphis (1-1)

1984-85	L	91-74	(a)
1983-84	W	76-73	(h)

Mercer (5-2)

1990-91	L	80-71	(a)
1990-91	L	86-83	(h-OT)
1989-90	W		

All-Time Series Results

Miami-Dade South (7-8)

1980-81	L	63-60	(a)
1980-81	W	75-51	(h)
1979-80	L	60-57	(a)
1979-80	W	84-71	(h)
1978-79	W	66-60	(h)
1977-78	L	69-59	(n)
1977-78	L	53-46	(a)
1977-78	W	73-69	(h)
1976-77	L	56-50	(a)
1976-77	W	42-39	(h)
1975-76	L	62-60	(n)
1975-76	L	49-40	(a)
1974-75	W	60-52	(a)
1973-74	W	48-47	(a)
1972-73	L	56-26	(a)

Michigan (1-0)

1989-90	W	72-64	(h)
---------	---	-------	-----

Michigan State (1-2)

1990-91	L	79-73	(h)
1986-87	L	63-52	(a)
1984-85	W	78-68	(h)

Middle Tennessee (1-0)

1980-81	W	80-74	(h)
---------	---	-------	-----

Millikin (1-0)

1982-83	W	66-62	(h)
---------	---	-------	-----

Minnesota (1-2)

2001-02	L	80-65	(h)
1987-88	L	76-72	(a)
1986-87	W	77-64	(h)

Mississippi (2-1)

2005-06	W	79-70	(h)
1990-91	W	66-64	(n)
1985-86	L	79-61	(h)

Mississippi State (0-1)

1986-87	L	81-67	(n)
---------	---	-------	-----

Missouri (1-0)

1984-85	W	82-81	(n)
---------	---	-------	-----

Missouri-Kansas City (1-1)

1990-91	L	53-44	(a)
1989-90	W	70-58	(h)

Monmouth (1-0)

1986-87	W	82-73	(n)
---------	---	-------	-----

Montana (1-1)

2005-06	L	83-74	(a)
2004-05	W	55-49	(h)

Morehead State (1-0)

2003-04	W	93-54	(a)
---------	---	-------	-----

Morris Brown (1-0)

2002-03	W	111-44	(h)
---------	---	--------	-----

Murray State (2-0)

1990-91	W	82-60	(n)
1984-85	W	73-62	(h)

Nebraska (0-1)

1982-83	L	76-74	(h)
---------	---	-------	-----

New Hampshire (1-0)

2000-01	W	70-61	(h)
---------	---	-------	-----

New Mexico (0-1)

2002-03	L	91-85 (n-OT)	
---------	---	--------------	--

New Orleans (1-0)

17984-85	W	77-57	(n)
----------	---	-------	-----

Niagara (1-0)

1989-90	W	88-52	(h)
---------	---	-------	-----

North Carolina (2-6)

2005-06	L	90-57	(h)
2004-05	L	64-57	(n)
2004-05	L	83-52	(a)
1991-92*	W	86-72	(h)
1987-88	W	75-69	(a)
1986-87	L	89-71	(h)
1983-84	L	77-65	(n)
1980-81	L	75-61	(n)

* NCAA Tournament

North Carolina at Charlotte (0-1)

1989-90	L	82-80	(n)
---------	---	-------	-----

North Carolina A&T (1-0)

2005-06	W	104-65	(h)
---------	---	--------	-----

North Carolina State (0-6)

2005-06	L	83-77	(a)
2004-05	L	71-68	(h)
2004-05	L	73-59	(a)
1999-00	L	80-60	(h)
1983-84	L	60-54	(a)
1980-81	L	97-50	(a)

North Dakota State (1-0)

1983-84	W	64-61	(h)
---------	---	-------	-----

Northeast Louisiana (0-1)

1985-86	L	88-62	(h)
---------	---	-------	-----

Northern Illinois (1-1)

1987-88	W	88-80	(h)
1986-87	L	77-72	(a)

Northwestern (1-1)

2001-02	W	86-69	(h)
2000-01	L	56-48	(a)

Northwestern State (La.) (1-0)

1988-89	W	92-89	(n)
---------	---	-------	-----

Notre Dame (3-13)

2003-04	L	93-58	(a)
2003-04	L	59-50	(h)
2002-03	W	80-70	(h)
2001-02	L	69-65	(h)
2000-01	L	81-54	(a)
1999-00	L	76-54	(h)
1999-00*	L	67-52	(a)
1998-99	L	89-62	(a)

1997-98	W	77-76	(h)
1997-98	L	75-47	(a)
1996-97	L	72-71	(h)
1995-96	L	86-70	(a)
1995-96	L	67-50	(h)
1987-88	L	83-68	(h)
1986-87	W	62-61	(a)
1985-86	L	59-53	(h)

*BIG EAST Tournament

Oakland (1-0)

2005-06	W	78-65	(h)
---------	---	-------	-----

Ohio State (0-2)

1986-87	L	79-75	(h)
1982-83	L	91-63	(n)

Oklahoma (2-1)

1997-98	L	67-62	(a)
1988-89	W	69-66	(h)

Oklahoma State (1-1)

1998-99	W	62-60	(h)
1990-91	W	74-71	(n)
1988-89*	L	93-69	(a)

* NCAA Tournament

Old Dominion (0-3)

1996-97	L	94-55	(a)
1987-88	L	93-79	(h)
1985-86	L	86-64	(a)

Oral Roberts (1-1)

1996-97	W	69-49	(h)
1979-80	L	68-58	(h)

Oregon (0-1)

2004-05	L	79-73	(n)
---------	---	-------	-----

Pepperdine (1-0)

1983-84	W	67-43	(n)
---------	---	-------	-----

Pittsburgh (16-8)

2003-04	W	77-68	(h)
2002-03	W	79-76	(a)
2001-02	W	77-61	(h)
2000-01	W	96-69	(h)
2000-01	L	84-74	(a)
1999-00	W	80-60	(h)
1998-99	L	63-61	(a)
1998-99	W	75-60	(h)
1997-98	W	72-55	(h)
1996-97	W	64-50	(n)
1996-97	W	89-61	(h)
1996-97	L	64-59	(a)
1995-96	L	52-49	(n)
1995-96	W	73-63	(a)
1994-95	W	54-50	(h)
1994-95	L	73-61	(a)
1993-94	L	70-60	(n)
1993-94	L	59-53	(h)
1993-94	L	71-66	(a)
1992-93	W	77-65	(h)
1992-93	W	55-50	(a)
1991-92	W	79-64	(h)
1991-92	W	73-54	(a)
1982-83	W	79-75 (h-2OT)	

Portland State (1-0)

1990-91	W	84-63	(h)
---------	---	-------	-----

Providence (17-6)

2003-04	W	81-62	(h)
2003-04	W	86-67	(a)
2002-03	W	77-64	(h)
2001-02	L	69-64	(a)
2000-01	L	77-60	(h)
1999-00	W	71-66	(a)
1998-99	W	85-63	(h)
1997-98	W	90-79	(a)
1997-98	W	97-70	(h)
1996-97	W	60-56	(a)
1995-96	W	74-73	(h)
1995-96	L	81-60	(a)
1994-95	L	76-72	(a)
1994-95	W	80-78	(h)
1993-94	L	78-62	(a)
1993-94	W	65-63	(h)
1992-93	W	76-55	(a)
1992-93	W	85-65	(h)
1992-93	W	64-52	(a)
1991-92	W	82-70	(n)
1991-92	W	95-69	(h)
1991-92	W	87-83	(a)
1983-84	L	70-60	(h)

Purdue (2-3)

1991-92	W	65-63	(h)
1990-91	L	86-56	(a)
1988-89	L	79-65	(a)
1986-87	L	69-68	(n)
1984-85	W	69-64	(h)

Quinnipiac (1-0)

2002-03	W	87-56	(n)
---------	---	-------	-----

Radford (1-0)

2000-01	W	83-48	(h)
---------	---	-------	-----

Rhode Island (0-2)

1993-94	L	56-54	(n)
1985-86	L	66-65	(n)

Rice (1-1)

1998-99*	L	65-58	(a)
1982-83	W	87-57	(n)

* Women's NIT

Richmond (1-0)

2003-04	W	80-73	(h)
---------	---	-------	-----

Robert Morris (1-0)

1982-83	W	56-45	(h)
---------	---	-------	-----

Rutgers (7-12)

2003-04	L	76-69	(h)
2002-03*	W	77-74	(a)
2002-03	L	65-56	(a)
2001-02	W	65-55	(h)
2001-02	W	67-53	(a)
2000-01	L	39-37	(h)
1999-00	L	65-45	(a)
1998-99	L	79-53	(a)
1998-99	L	66-57	(h)
1998-99	L	68-54	(a)
1997-98	L	81-62	(a)
1997-98	L	77-65	(a)
1996-97	W	49-41	(a)
1996-97	L	57-44	(h)
1995-96	W	58-45	(h)
1991-92	W	72-53	(a)
1990-91	L	67-57	(h)

1988-89	L	97-64	(a)
1983-84	W	63-58	(a)

*BIG EAST Tournament

St. Bonaventure (1-0)

2000-01	W	71-51	(h)
---------	---	-------	-----

St. John's (NY) (18-6)

2003-04	W	85-74	(h)
2003-04	W	79-60	(h)
2002-03	W	69-54	(a)
2001-02	W	68-51	(a)
2000-01	W	80-43	(h)
2000-01	W	67-51	(a)
1999-00	W	68-47	(a)
1998-99	W	83-51	(h)
1998-99	L	76-72 (ot)	(a)
1997-98	W	72-60	(h)
1996-97	W	71-48	(h)
1996-97	L	61-44	(a)
1995-96	W	62-54	(a)
1994-95	W	60-56	(a)
1994-95	L	73-63	(h)
1993-94	L	68-67	(h)
1993-94	W	80-72 (a-OT)	
1992-93	W	84-61	(n)
1992-93	W	84-68	(a)
1992-93	L	65-59	(h)
1991-92	W	85-63	(h)
1991-92	W		

PLAYERS
COACHES
UNIVERSITY
THE ACC
OPPONENTS
REVIEW
HISTORY
HONORS
RECORDS
MEDIA

All-Time Series Results

1992-93	W	72-60	(h)
1992-93	L	73-59	(a)
1991-92	W	76-62	(n)
1991-92	W	68-46	(h)
1991-92	W	76-54	(a)

*BIG EAST Tournament

South Alabama (0-1)

1980-81	L	74-51	(n)
---------	---	-------	-----

South Carolina (0-2)

1993-94	L	71-68	(n)
1982-83	L	66-56	(h)

South Carolina State (0-1)

1983-84	L	73-69	(h)
---------	---	-------	-----

South Florida (28-11)

2003-04	W	62-55	(a)
2002-03	W	60-49	(h)
2001-02	L	76-68	(a)
2000-01	W	73-51	(h)
1997-98	W	55-52	(n)
1996-97	W	58-30	(a)
1995-96	W	73-68	(h)
1994-95	L	74-65	(n)
1989-90	W	72-59	(h)
1989-90	W	89-72	(a)
1988-89	L	85-82	(a)
1988-89	W	77-74	(h)
1987-88	W	76-60	(a)
1987-88	W	82-71	(h)
1986-87	W	80-61	(h)
1986-87	L	684-62	(a)
1985-86	W	53-48	(h)
1985-86	W	82-59	(a)
1984-85	W	91-65	(h)
1984-85	W	68-62	(a)
1983-84	W	88-68	(a)
1983-84	W	81-64	(h)
1982-83	L	64-63	(a)
1982-83	W	75-63	(h)
1981-82	W	60-48	(a)
1981-82	W	87-52	(h)
1980-81	W	69-47	(n)
1980-81	W	59-41	(a)
1980-81	W	78-60	(h)
1979-80	W	84-77	(a)
1979-80	W	72-55	(h)
1979-80	L	81-76	(n)
1979-80	W	84-72	(a)
1978-79	L	85-45	(n)
1978-79	L	72-33	(a)
1977-78	L	84-47	(h)
1976-77	L	59-46	(a)
1975-76	L	71-46	(n)
1975-76	W	59-52	(n)

Southern Illinois (1-0)

1995-96	W	70-61	(h)
---------	---	-------	-----

Southern Methodist (0-1)

1999-00	L	76-55	(h)
---------	---	-------	-----

Southern Mississippi (0-1)

1980-81	L	80-75	(a)
---------	---	-------	-----

Southwestern Louisiana (1-0)

1983-84	W	84-78	(n)
---------	---	-------	-----

Southwest Missouri State (1-0)

1988-89	W	90-71	(n)
---------	---	-------	-----

Stephen F. Austin (0-1)

1989-90	L	69-62	(n)
---------	---	-------	-----

Stetson (19-3)

1990-91	W	98-77	(n)
1990-91	W	77-63	(a)
1990-91	W	112-74	(h)
1989-90	W	88-69	(a)
1988-89	W	69-63	(h)
1987-88	W	67-63	(a)
1986-87	W	77-65	(h)
1984-85	W	77-46	(h)
1984-85	W	68-58	(a)
1983-84	W	80-62	(a)
1983-84	W	79-52	(h)
1983-84	W	89-54	(a)
1982-83	W	83-61	(h)
1982-83	W	77-64	(a)
1981-82	W	75-60	(n)
1981-82	W	75-67	(h)
1981-82	W	95-65	(a)
1980-81	W	70-58	(h)
1979-80	L	72-50	(a)
1978-79	L	60-44	(a)
1978-79	L	66-57	(n)
1976-77	W	74-59	(h)

Syracuse (17-6)

2003-04	W	85-65	(a)
2002-03	W	77-64	(n)
2002-03	L	62-59	(h)
2002-03	W	85-68	(a)
2001-02	W	75-71	(h-OT)
2000-01	L	62-61	(a)
1999-00	W	66-64	(h)
1998-99	W	68-52	(h)
1997-98	W	58-56	(h)
1997-98	L	87-75	(a)
1996-97	W	64-53	(a)
1995-96	W	84-60	(h)
1995-96	L	69-60	(a)
1994-95	W	67-65	(h)
1994-95	W	65-54	(a)
1993-94	L	58-41	(a)
1993-94	W	59-62	(h-2OT)
1992-93	W	60-40	(h)
1992-93	W	65-53	(a)
1991-92	W	79-66	(a)
1991-92	W	74-52	(h)
1990-91	W	68-53	(h)
1988-89	L	78-62	(h)

Tampa (5-1)

1983-84	W	73-64	(a)
1983-84	W	82-57	(h)
1982-83	W	77-68	(n)
1981-82	W	81-33	(h)
1978-79	W	56-49	(a)
1976-77	L	50-45	(a)

Temple (3-1)

1999-00	W	64-44	(h)
1989-90	W	79-73	(n)
1986-87	W	77-70	(h)
1983-84	L	87-69	(n)

Tennessee-Martin (0-1)

1982-83	L	85-81	(n)
---------	---	-------	-----

Texas (1-1)

2001-02	W	57-55	(n)
1985-86	L	112-43	(a)

Texas A&M (2-0)

2002-03	W	84-58	(h)
1984-85	W	75-62	(a)

Texas Christian (1-0)

2004-05	W	68-57	(h)
---------	---	-------	-----

Texas Southern (3-0)

1992-93	W	98-41	(h)
1991-92	W	85-48	(h)
1990-91	W	73-65	(h)

Texas Tech (0-2)

2004-05	L	109-49	(n)
1992-93	L	75-74	(h)

Toledo (3-1)

2003-04	W	68-57	(h)
1990-91	L	59-58	(h)
1988-89	W	66-52	(a)
1983-84	W	88-77	(h)

Tulane (1-2)

1999-00	L	75-66	(h)
1998-99	L	63-56	(a)
1986-87	W	76-72	(h)

Upper Iowa (1-0)

1979-80	W	70-39	(h)
---------	---	-------	-----

Valparaiso (1-0)

1993-94	W	77-59	(h)
---------	---	-------	-----

Vanderbilt (1-1)

2003-04	W	79-57	(h)
1991-92*	L	77-67	(n)

*NCAA Tournament

Villanova (9-13)

2003-04	W	58-55	(a)
2002-03	L	65-59	(n)
2002-03	L	61-55	(h)
2001-02	L	68-49	(n)
2001-02	L	80-52	(a)
2000-01	L	60-59	(h)
1999-00	L	44-34	(a)
1998-99	L	56-54	(a)
1997-98	W	67-64	(h)
1997-98	L	68-67	(a-OT)
1996-97	W	70-56	(h)
1995-96	L	51-47	(a)
1995-96	L	59-53	(h)
1994-95	L	72-59	(h)
1994-95	L	64-51	(a)
1993-94	W	64-60	(a)
1993-94	W	64-40	(h)
1992-93	W	67-49	(n)
1992-93	W	57-52	(a)
1992-93	W	64-53	(a)
1991-92	W	84-67	(h)
1991-92	W	75-50	(a)

Virginia (1-3)

2005-06*	L	83-72	(a)
2005-06	L	77-68	(h)
2004-05	W	66-60	(a)
1987-88	L	78-69	(h)

* WNIT Tournament

Virginia Tech (5-3)

2005-06	W	77-62	(h)
2004-05	L	90-45	(a)
2004-05	W	78-67	(h)
2003-04	W	65-56	(a)
2002-03	W	67-66	(h-OT)
2001-02	W	55-53	(h)
2001-02	L	72-60	(a)
2000-01	L	64-51	(a)

Wake Forest (2-2)

2005-06	W	79-71	(a)
2004-05	L	78-63	(h)
1993-94	L	74-65	(n)
1982-83	W	81-65	(n)

Washington (0-1)

1989-90	L	85-68	(h)
---------	---	-------	-----

Weber State (1-0)

2003-04	W	82-60	(n)
---------	---	-------	-----

West Point (1-0)

1979-80	W	73-62	(h)
---------	---	-------	-----

West Virginia (12-3)

2003-04	W	82-74	(h)
2002-03	L	100-84	(a)
2001-02	L	57-52	(a)
2001-02	W	69-53	(h)
2000-01	W	84-68	(h)
1999-00	W	70-50	(a)
1999-00	W	77-55	(h)
1998-99	W	86-69	(n)
1998-99	W	98-73	(h)
1997-98	W	90-69	(a)
1997-98	W	74-72	(h-OT)
1996-97	L	75-70	(a)
1995-96	W	88-69	(a)
1995-96	W	77-58	(h)
1980-81	W	89-87	(h-OT)

Western Illinois (1-0)

1982-83	W	80-63	(h)
---------	---	-------	-----

Western Kentucky (2-4)

2000-01	L	82-75	(h-OT)
1999-00	L	75-68	(a)
1998-99	L	75-61	(h)
1992-93	L	78-63	(a)
1983-84	W	65-58	(h)
1980-81	W	76-65	(h)

Western Michigan (2-0)

2000-01	W	64-51	(h)
1990-91	W	94-72	(a)

William & Mary (1-0)

2002-03	W	85-57	(h)
---------	---	-------	-----

Wisconsin-Green Bay (0-1)

2002-03	L	83-72	(a)
---------	---	-------	-----

Yale (1-0)

2001-02	W	75-46	(h)
---------	---	-------	-----

IN THIS SECTION..

HONORS & AWARDS

National Honors and Awards _____	134
All-Conference Honors _____	135
Conference Awards and Honors _____	136
All-Tournament Honors _____	137
Coaching Awards and Records _____	138

Former Hurricane Tamara James was selected by the Washington Mystics as the eighth overall pick in the 2006 WNBA Draft.

2006-07 UNIVERSITY OF MIAMI WOMEN'S BASKETBALL



miami™

All-Time Awards/Honors



Frances Savage was named the Sports Illustrated Women's Basketball Player of the Year in 1992 after leading the Hurricanes to a 30-2 overall record.

In the program's 33-year history, the University of Miami has had countless players receive individual accolades. UM has boasted four first or second team All-America selections and 27 first or second team All-Conference accolades.

Perhaps UM's most decorated player, Frances Savage's name is littered throughout the long-list of individual award winners. Savage drew the nation's top honor in 1992 when she was named Sports Illustrated's National Player of the Year and was a two-time All-American as well as the 1992 BIG EAST Player of the Year.

Player of the Year

National Player of the Year

Name	Organization	Year
Frances Savage	Sports Illustrated	1991-92

Past Conference Player of the Year

Name	Conference	Year
Frances Savage	BIG EAST	1991-92

Past Preseason Conference Player of the Year

Name	Conference	Year
Vicki Plowden	BIG EAST	1992-93

All-American

Name	Organization	Team	Year
Frances Savage	Kodak/WBCA	Honorable Mention	1990-91
Frances Savage	AP	Second Team	1990-91
Jeannie Hebert	Women's Basketball Yearbook	Honorable Mention	1991-92
Vicki Plowden	Women's Basketball Yearbook	Honorable Mention	1991-92
Frances Savage	Kodak/WBCA	First Team	1991-92
Vicki Plowden	Kodak/WBCA	Honorable Mention	1992-93
Octavia Blue	Kodak/WBCA	Honorable Mention	1997-98
Octavia Blue	WBNS	Third Team	1997-98
Tamara James	Kodak/WBCA	Honorable Mention	2002-03
Tamara James	AP	Honorable Mention	2002-03
Tamara James	Full Court Press	Honorable Mention	2003-04
Tamara James	Kodak/WBCA	Honorable Mention	2004-05
Tamara James	AP	Honorable Mention	2004-05
Tamara James	WBNS	Second Team	2005-06
Tamara James	Full Court Press	Third Team	2005-06
Tamara James	AP	Honorable Mention	2005-06
Tamara James	Kodak/WBCA	Honorable Mention	2005-06

AP – Associated Press

WBCA – Women's Basketball Coaches Association

WBNS – Women's Basketball News Service

Preseason All-Americans

Name	Organization	Team	Year
Frances Savage	Street and Smith's	Honorable Mention	1989-90
Jeannie Hebert	Street and Smith's	Honorable Mention	1991-92
Frances Savage	Women's Basketball Yearbook	Honorable Mention	1991-92
Tamara James	Street and Smith's	Honorable Mention	2003-04

Freshman All-Americans

Name	Organization	Year
Maria Rivera	Women's Basketball Yearbook	1983-84
Joani Bowles	Women's Basketball Yearbook	1989-90
Jeannie Hebert	Women's Basketball Yearbook	1989-90
Ronnie McGary	Women's Basketball Yearbook	1990-91

All-Conference Honors

All-Conference

All-ACC

Name	Team	Year
Tamara James	First Team	2004-05
Tamara James	First Team	2005-06
Renee Taylor	Honorable Mention	2005-06

Preseason All-ACC

Name	Year
Tamara James	2004-05
Tamara James	2005-06

Past All-Conference

Name	Conference	Team	Year
Jill Poorman	FSAC	First	1979-80
Sylvia Wilson	FSAC	First	1979-80
Dottie Richardson	FSAC	First	1980-81
Sylvia Wilson	FSAC	First	1980-81
Joani Bowles	FSAC	Second	1983-84
Cordelia Fulmore	FSAC	First	1983-84
Vicki Plowden	NSWAC	First	1990-91
Jeannie Hebert	NSWAC	Second	1990-91
Jeanie Hebert	BIG EAST	Second	1991-92
Frances Savage	BIG EAST	First	1991-92
Vicki Plowden	BIG EAST	First	1991-92
Vicki Plowden	BIG EAST	First	1992-93
Holly Ringer	BIG EAST	Third	1992-93
Della Wilson	BIG EAST	Second	1992-93
Desma Thomas	BIG EAST	Third	1993-94
Octavia Blue	BIG EAST	Third	1995-96
Octavia Blue	BIG EAST	Third	1996-97
Desma Thomas	BIG EAST	Third	1996-97
Kym Hope	BIG EAST	First	1997-98
Kym Hope	BIG EAST	First	1998-99
Jennifer Jordan	BIG EAST	Third	1998-99
Octavia Blue	BIG EAST	First	1997-98
Chanivia Broussard	BIG EAST	Second	2001-02
Meghan Saake	BIG EAST	Honorable Mention	2001-02
Tamara James	BIG EAST	Second	2002-03
Chanivia Broussard	BIG EAST	Third	2003-04
Tamara James	BIG EAST	First	2003-04
Yalonda McCormick	BIG EAST	Honorable Mention	2003-04

FSAC – Florida State Athletic Conference (AIAW)
 NSWAC – New South Women's Athletic Conference

Past All-Freshman Team

Name	Conference	Team	Year
Holly Rilinger	BIG EAST	Second	1992-93
Veronica Watson	BIG EAST	First	1992-93
Jill Henne	BIG EAST	Second	1993-94
Octavia Blue	BIG EAST	First	1994-95
Chanivia Broussard	BIG EAST	First	2000-01
Tamara James	BIG EAST	First	2002-03

Past Preseason All-Conference

Name	Conference	Team	Year
Frances Savage	BIG EAST	First	1991-92
Vicki Plowden	BIG EAST	First	1992-93
Desma Thomas	BIG EAST	Second	1994-95
Octavia Blue	BIG EAST	Second	1995-96
Octavia Blue	BIG EAST	Second	1996-97
Octavia Blue	BIG EAST	First	1997-98
Kym Hope	BIG EAST	First	1997-98
Chanivia Broussard	BIG EAST	First	2002-03
Tamara James	BIG EAST	First	2003-04



Tamara James was a two-time All-BIG EAST selection and garnered First Team All-ACC honors in 2004-05.

- PLAYERS
- COACHES
- UNIVERSITY
- THE ACC
- OPPONENTS
- REVIEW
- HISTORY
- HONORS
- RECORDS
- MEDIA

- PLAYERS
- COACHES
- UNIVERSITY
- THE ACC
- OPPONENTS
- REVIEW
- HISTORY
- HONORS**
- RECORDS
- MEDIA

All-Tournament Team



Vicki Plowden was named to the 1992 NCAA Tournament East Regional All-Tournament Team.

1992 NCAA East Regional

Name	Year
Vicki Plowden	1991-92

1990 WNIT

Name	Year
Frances Savage	1989-90

1991 NSWAC Tournament

Name	Year
Jeannie Hebert (MVP)	1990-91
Vicki Plowden	1990-91

ACC Tournament

Name	Team	Year
Tamara James	Second	2004-05

Past All-Conference Tournament

Name	Conference	Year
Jeannie Hebert	BIG EAST	1991-92
Vicki Plowden	BIG EAST	1991-92
Frances Savage (MVP)	BIG EAST	1991-92
Carla Harris	BIG EAST	1992-93
Vicki Plowden	BIG EAST	1992-93
Holly Rilinger	BIG EAST	1992-93
Desma Thomas	BIG EAST	1996-97
Kym Hope	BIG EAST	1997-98
Tamara James	BIG EAST	2002-03

Conference Awards

Past Defensive Player of the Year

Name	Conference	Year
Meghan Saake	BIG EAST	2001-02

Past Freshman of the Year

Name	Conference	Year
Holly Rilinger	BIG EAST	1992-93

Past Most Improved Player

Name	Conference	Year
Frances Savage	BIG EAST	1991-92
Kym Hope	BIG EAST	1997-98

Past Miscellaneous Awards

Name	Award	Conference	Year
Frances Savage	Rebounding Champion	BIG EAST	1991-92
Jeannie Hebert	Assists Champion .	BIG EAST	1991-92
Gina Graziani	Assists Champion .	BIG EAST	1996-97
Desma Thomas	Three Point Champion	BIG EAST	1996-97
Gina Graziani	Assists Champion .	BIG EAST	1997-98
Kym Hope	Rebounding Champion	BIG EAST	1997-98
Gina Graziani	Assists Champion .	BIG EAST	1999-00

Conference Awards and Honors

Conference Player of the Week

ACC Player of the Week

Name	Date	Year
Tamara James	1/3	2004-05
Tamara James	2/7	2004-05
Tamara James	2/14	2004-05
Tamara James	12/5	2005-06

ACC Rookie of the Week

Name	Date	Year
Brittany Denson	1/9	2005-06

Past Conference Player of the Week

Name	Conference	Date	Year
Vicki Plowden	BIG EAST	12/23	1991-92
Frances Savage	BIG EAST	12/30	1991-92
Frances Savage	BIG EAST	1/19	1991-92
Frances Savage	BIG EAST	2/9	1991-92
Frances Savage	BIG EAST	2/16	1991-92
Frances Savage	BIG EAST	3/2	1991-92
Vicki Plowden	BIG EAST	1/10	1992-93
Vicki Plowden	BIG EAST	2/21	1992-93
Octavia Blue	BIG EAST	12/27	1995-96
Jennifer Jordan	BIG EAST	1/29	1995-96
Octavia Blue	BIG EAST	12/7	1997-98
Octavia Blue	BIG EAST	12/12	1997-98
Kym Hope	BIG EAST	1/4	1997-98
Kym Hope	BIG EAST	2/8	1997-98
Octavia Blue	BIG EAST	2/12	1997-98
Jennifer Jordan	BIG EAST	1/18	1998-99
Kym Hope	BIG EAST	2/22	1998-99
Dalia Clarke	BIG EAST	1/15	2000-01
Chanivia Broussard	BIG EAST	12/10	2001-02
Meghan Saake	BIG EAST	12/17	2001-02
Shaquana Wilkins	BIG EAST	1/21	2001-02
Tamara James	BIG EAST	11/23	2003-04
Tamara James	BIG EAST	2/23	2003-04

Past Freshman of the Week

Name	Conference	Date	Year
Holly Rilinger	BIG EAST	1/4	1992-93
Holly Rilinger	BIG EAST	1/17	1992-93
Holly Rilinger	BIG EAST	2/1	1992-93
Holly Rilinger	BIG EAST	2/15	1992-93
Sheron Murray	BIG EAST	12/13	1993-94
MeChelle Murray	BIG EAST	12/19	1994-95
Octavia Blue	BIG EAST	1/23	1994-95
Amanda Papuga	BIG EAST	11/22	1999-00
Alicia Hartlaub	BIG EAST	1/17	1999-00
Chanivia Broussard	BIG EAST	1/15	2000-01
Tamara James	BIG EAST	11/25	2002-03
Tamara James	BIG EAST	12/2	2002-03
Tamara James	BIG EAST	12/23	2002-03
Tamara James	BIG EAST	1/6	2002-03
Tamara James	BIG EAST	1/13	2002-03



Meghan Saake was named the BIG EAST Defensive Player of the Year after leading the conference in steals during the 2001-02 sea-

- PLAYERS
- COACHES
- UNIVERSITY
- THE ACC
- OPPONENTS
- REVIEW
- HISTORY
- HONORS**
- RECORDS
- MEDIA

Coaching Records

With the appointment of Katie Meier in 2005, The University of Miami announced just its seventh head women's basketball coach in the program's 34-year history. Meier joined an impressive UM coaching family that includes former legendary coaches Lin Dunn and Ferne Labati.

Labati is UM's all-time leader in career victories, posting an overall record of 303-195 (.608) during her 17-year career from 1988-05. Labati was named the Kodak/WBCA National Coach of the Year following the 1991-92 season in which she guided the Hurricanes to a school-record 30 wins with just two losses and a birth into the "Sweet 16" of the 1992 NCAA Tournament.

Coaching Awards

National Coach of the Year

Name	Organization	Year
Ferne Labati	Kodak/WBCA	1991-92

WBCA – Women's Basketball Coaches Association

Past Conference Coach of the Year

Name	Conference	Year
Lin Dunn	NSWAC	1980-81
Ferne Labati	BIG EAST	1991-92

NSWAC – New South Women's Athletic Conference



Former head coach Ferne Labati was named the 1992 BIG EAST Coach of the Year after leading the Hurricanes to the 1992 BIG EAST Championship.

Coaching Records

All-Time Coaching Records (by Wins)

Name	Year(s)	Seasons	Record	Pct.
Ferne Labati	1988-05	17	303-195	.608
Katie Meier	2005-present	1	17-13	.567
Lin Dunn	1978-87	9	149-119	.556
Barry Schimer	1972-75	3	16-15	.516
Shula Feuer	1975-77	2	16-24	.400
Ken Patrick	1987-88	1	14-13	.519
Isabella Hutchinson	1977-78	1	8-8	.500

All-Time Coaching Results

Year	Coach	Overall	Conference (Finish)	Home	Away	Neutral	Postseason
1972-73	Barry Schimer	2-6	NA (5th FAIAW)	1-1	1-3	0-2	-
1973-74	Barry Schimer	6-3	NA (5th FAIAW)	2-0	4-1	0-2	-
1974-75	Barry Schimer	8-6	NA (2nd FAIAW)	3-0	3-2	2-4	-
1975-76	Shula Feuer	7-13	NA (5th FAIAW)	3-4	2-4	2-5	-
1976-77	Shula Feuer	9-11	NA (T-3rd FAIAW)	8-3	1-6	0-2	-
1977-78	Isabella Hutchinson	8-8	NA (5th FAIAW)	3-2	3-3	2-3	-
1978-79	Lin Dunn	10-13	NA (5th FAIAW)	5-3	4-5	1-5	-
1979-80	Lin Dunn	18-16	NA (T-3rd FAIAW)	9-7	7-6	2-3	-
1980-81	Lin Dunn	24-15	NA (1st FAIAW)	17-6	4-7	3-2	AIAW First Round
1981-82	Lin Dunn	19-10	NA (T-3rd FAIAW)	11-3	5-4	3-3	AIAW First Round
1982-83	Lin Dunn	14-13	-	8-5	3-5	3-3	-
1983-84	Lin Dunn	19-12	-	11-3	6-5	2-4	-
1984-85	Lin Dunn	21-7	-	16-1	4-4	1-2	-
1985-86	Lin Dunn	9-18	-	6-7	1-8	2-3	-
1986-87	Lin Dunn	15-15	-	9-6	3-4	3-5	-
1987-88	Ken Patrick	14-13	-	7-6	5-7	3-0	-
1988-89	Ferne Labati	21-8	-	11-1	7-7	3-0	NCAA First Round
1989-90	Ferne Labati	25-6	-	13-1	8-1	4-4	WNIT
1990-91	Ferne Labati	20-10	9-3 (1st NSWAC)	9-6	5-4	6-0	-
1991-92	Ferne Labati	30-2	18-0 (1st BIG EAST)	17-0	11-1	2-1	NCAA Sweet 16
1992-93	Ferne Labati	24-7	15-3 (1st BIG EAST)	13-3	9-4	2-0	NCAA Second Round
1993-94	Ferne Labati	10-17	7-11 (6th BIG EAST)	7-5	2-8	1-4	-
1994-95	Ferne Labati	11-16	8-10 (6th BIG EAST)	6-7	5-7	0-2	-
1995-96	Ferne Labati	14-16	9-9 (1st BIG EAST 7)	10-6	4-6	0-1	-
1996-97	Ferne Labati	15-14	8-10 (T-2nd BIG EAST 7)	8-5	5-8	2-1	-
1997-98	Ferne Labati	19-10	13-5 (2nd BIG EAST 7)	12-1	5-8	2-1	NCAA First Round
1998-99	Ferne Labati	15-14	9-9 (T-6th BIG EAST)	10-4	4-10	1-0	WNIT
1999-00	Ferne Labati	14-15	7-9 (T-6th BIG EAST)	9-7	4-6	1-2	-
2000-01	Ferne Labati	13-15	6-10 (T-8th BIG EAST)	11-6	2-8	0-1	-
2001-02	Ferne Labati	19-12	10-6 (5th BIG EAST)	12-3	5-8	2-1	WNIT
2002-03	Ferne Labati	18-13	8-8 (7th BIG EAST)	11-4	5-7	2-2	NCAA First Round
2003-04	Ferne Labati	22-7	11-5 (4th BIG EAST)	12-2	7-3	3-2	NCAA First Round
2004-05	Ferne Labati	13-16	4-10 (9th ACC)	9-5	2-9	2-2	-
2005-06	Katie Meier	17-13	6-8 (6th ACC)	13-5	4-6	0-2	WNIT Second Round

35 Seasons

Overall: 523-387

Conference (Finish): 148-114

Home: 312-12

Away: 150-185

Neutral: 51-74

Postseason: 10 Postseasons (6 NCAA/4 WNIT)

IN THIS SECTION..

ALL-TIME RECORDS

Team Game Records _____	140
Team Season Records _____	141
Individual Records _____	142
Individual Career Records _____	143-144
Individual Season Records _____	145
Individual Game Records _____	146
1,000 Point Scorers _____	147-148

Tamara James finished her UM playing career as the school's all-time leader in points (2,406), free throws made (520) and free throws attempted (664). She ranks among the top three all-time in nine different categories and is listed among the top five all-time in 13 different categories.

2006-07 UNIVERSITY OF MIAMI WOMEN'S BASKETBALL

U **miami**™

- PLAYERS
- COACHES
- UNIVERSITY
- THE ACC
- OPPONENTS
- REVIEW
- HISTORY
- HONORS
- RECORDS
- MEDIA

Team Records



Former UM standout Vicki Plowden turned in a game-high 27 points and eight rebounds to lead the Hurricanes to a 112-74 win over in-state foe Stetson in what would mark the highest scoring output by any Miami team.

Team Game Records

Margin of Victory

Category	Points	Opponent	Date
Largest Margin of Victory	80	Homestead AFB (UM 100-20)	1/14/76
Largest Margin of Defeat	69	at Texas (UT 112-43)	2/17/86
Largest Margin of Victory at Home	80	Homestead AFB (UM 100-20)	1/14/76
Largest Margin of Defeat at Home	48	Connecticut (UConn 84-36)	12/9/00
Largest Margin of Victory on Road	63	at Broward Central (UM 101-38)	11/28/79
Largest Margin of Defeat on Road	69	at Miami-Dade NW (UM 98-35)	12/10/79
		at Texas (UT 112-43)	2/17/86

Points

Category	Points	Opponent	Date
Most Points	112	Stetson	1/12/91
Fewest Points	21	Miami-Dade North	1/19/73
Most Points Allowed	112	at Texas	2/17/86
Most Points at Home	112	Stetson	1/12/91
Most Points on Road	105	at Florida Atlantic	11/25/97
Most Points Neutral	98	vs. Stetson (Tallahassee, Fla.)	3/7/91
Most Points in a Loss	93	vs. Duke (2OT)	2/19/06
Most Points Combined	190	UCF (UM 103-87)	2/25/88
		Florida A&M (UM 104-86)	1/11/88

Field Goals

Category	FG	Opponent	Date
Most Field Goal Attempts	102	Florida International	1/15/80
Fewest Field Goal Attempts	41	Rutgers	2/6/97
Most Field Goals Made	51	Florida International	1/28/81
Fewest Field Goals Made	12	Auburn	12/29/94
Highest Field Goal Percentage	.661 (39-59)	Bethune Cookman	12/1/87
Lowest Field Goal Percentage	.217 (15-69)	Syracuse	2/20/94

Free Throws

Category	FT	Opponent	Date
Most Free Throw Attempts	56	Homestead AFB	1/14/76
Fewest Free Throw Attempts	2	Illinois-Chicago	12/16/89
Most Free Throws Made	35*	Pittsburgh	1/21/99
Fewest Free Throws Made	1	at West Virginia	1/8/02
Highest Free Throw Percentage	1.000 (12-12)*	at Providence	1/20/04
Lowest Free Throw Percentage	.143 (1-7)	at West Virginia	1/8/02

Rebounds

Category	Reb	Opponent	Date
Most Rebounds	72	Stetson	3/4/82
Fewest Rebounds	18	Stetson	2/13/89

Assists

Category	Asst	Opponent	Date
Most Assists	32*	North Carolina A&T	12/28/05
Fewest Assists	0	Illinois	12/14/85

Blocked Shots

Category	BS	Opponent	Date
Most Blocked Shots	12	Florida International	2/21/80
Fewest Blocked Shots	0*	Florida State	1/27/05

Steals

Category	Stls	Opponent	Date
Most Steals	38	Broward Central	2/12/80
Fewest Steals	1*	Villanova	3/10/03

Turnovers

Category	TO	Opponent	Date
Most Turnovers	50	Florida	1/12/80
Fewest Turnovers	3	Boston College	2/1/92

Personal Fouls

Category	PF	Opponent	Date
Fewest Personal Fouls	5	Seton Hall	1/5/92

* Recorded more than once with the most recent listed.

Team Records

PLAYERS
COACHES
UNIVERSITY
THE ACC
OPPONENTS
REVIEW
HISTORY
HONORS
RECORDS
MEDIA

Team Season Records

Points

Category	G	Pts	PPG	Year
Most Points	38	2,665	70.1	1980-81
Fewest Points	8	283	35.4	1972-73
Highest Scoring Average	31	2,433	78.5	1989-90
Lowest Scoring Average#	27	1,637	60.6	1985-86

Field Goals

Category	G	FG	Year
Most Field Goal Attempts	38	2,638	1980-81
Fewest Field Goal Attempts#	29	1,164	1989-90
Most Field Goals Made	38	1,096	1980-81
Fewest Field Goals Made#	27	631	1993-94
Highest Field Goal Percentage	28	485 (859-1,172)	1984-85
Lowest Field Goal Percentage#	27	354 (631-1,780)	1993-94

Free Throws

Category	G	FT	Year
Most Free Throw Attempts	39	774	1980-81
Fewest Free Throw Attempts#	27	441	1985-86
Most Free Throws Made	29	520	1997-98
Fewest Free Throws Made#	27	281	1985-86
Highest Free Throw Percentage	30	750 (437-583)	2005-06
Lowest Free Throw Percentage#	27	531 (282-531)	1982-83

Rebounds

Category	G	Reb	RPG	Year
Most Rebounds	39	1,733	44.4	1980-81
Fewest Rebounds#	27	883	32.7	1985-86
Highest Rebounding Average	29	1,376	47.4	1980-81
Lowest Rebounding Average#	30	921	30.7	1986-87

Assists

Category	G	Asst	Year
Most Assists	32	559	1991-92
Fewest Assists#	27	255	1994-95

Blocked Shots

Category	G	BS	Year
Most Blocked Shots	34	156	1979-80
Fewest Blocked Shots#	30	16	1986-87

Steals

Category	G	Stls	Year
Most Steals	34	582	1979-80
Fewest Steals#	29	242	1996-97

Turnovers

Category	G	TO	Year
Most Turnovers	38	931	1980-81
Fewest Turnovers#	30	395	1991-92

Personal Fouls

Category	G	PF/FO	Year
Most Personal Fouls	39	768	1980-81
Fewest Personal Fouls#	30	405	1991-92
Fewest Disqualifications#	32	8*	1991-92

Miscellaneous Team Records

Wins and Loses

Category	W/L	Record	Year
Most Wins	30	30-2	1991-92
Fewest Wins	2	2-6	1972-73
Most Loses	18	9-18	1985-86
Fewest Loses	2	30-2	1991-92

Winning Percentage

Category	W-L	Pct.	Year
Best Winning Percentage	30-2	.938	1991-92
Worst Winning Percentage	2-6	.250	1972-73

Games Played

Category	G	Record	Year
Most Games Played	39	24-15	1980-81
Fewest Games Played	8	2-6	1972-73

Winning and Losing Streaks

Category	G	Dates
Winning Streak	30	12/1/91-3/21/92
Winning Streak Regular Season	30	12/1/91-3/21/92
Winning Streak Home	24	1/31/91-12/18/92
Winning Streak Home Regular Season	16	12/1/91-3/21/92
Winning Streak Road	13	12/8/91-3/9/92
Winning Streak Road Regular Season	13	12/9/91-3/9/92
Losing Streak	8	1/10/86-2/10/86
Losing Streak Regular Season	8	1/10/86-2/10/86

Designates a statistic recorded beginning in 1979.

* Recorded more than once with the most recent listed.



Losing just their first and last game of the season as part of a school-record 30-game win streak, the 1991-92 Hurricanes set the UM record for most wins (30) and fewest losses (2) in a single season.

- PLAYERS
- COACHES
- UNIVERSITY
- THE ACC
- OPPONENTS
- REVIEW
- HISTORY
- HONORS
- RECORDS
- MEDIA

Individual Records

Points

	Name	Opponent (Date)/Season/Years	Pts
Game	Frances Savage	vs. Providence (3/8/92)	41
	Maria Rivera	vs. Central Florida (2/25/88)	41
Season	Frances Savage	1991-92	742
Career	Tamara James	2002-06	2,406

Rebounds

	Name	Opponent (Date)/Season/Years	Reb
Game	Cordelia Fulmore	vs. Georgia State (2/24/84)	25
Season	Sylvia Wilson	1980-81	449
Career	Sylvia Wilson	1979-82	1,115

Assists

	Name	Opponent (Date)/Season/Years	Ast
Game	Robin Harmony	vs. Florida International (12/4/82)	14
Season	Jeannie Hebert	1991-92	221
Career	Gina Graziani	1996-00	743

Steals

	Name	Opponent (Date)/Season/Years	Stls
Game	Maria Rivera	vs. Minnesota (12/22/86)	10
	Pat Bentoski	vs. Stetson (2/3/80)	10
Season	Meghan Saake	2001-02	121
Career	Maria Rivera	1984-88	382



In 2005-06 former Hurricane Tamara James surpassed Maria Rivera to become Miami all-time career scoring leader with 2,406 points.

Blocked Shots

	Name	Opponent (Date)/Season/Years	Blks
Game	Joani Bowles	vs. South Florida (1/20/84)	7
	Sylvia Wilson	vs. Oral Roberts (12/27/79)	7
Season	Sylvia Wilson	1979-80	80
Career	Sylvia Wilson	1979-82	198

Field Goal Made

	Name	Opponent (Date)/Season/Years	FG
Game	Tamara James	vs. Fairfield (12/28/04)	17
	Joani Bowles	vs. Temple (1/13/84)	17
	Wendy Foote	vs. Miami-Dade NW (1978)	17
Season	Frances Savage	1989-90	284
Career	Maria Rivera	1984-88	891

Field Goal Attempts

	Name	Opponent (Date)/Season/Years	FGA
Game	Maria Rivera	vs. LSU (1/10/86)	34
Season	Sylvia Wilson	1980-81	568
Career	Maria Rivera	1984-88	1,931

Field Goal Percentage

	Name	Opponent (Date)/Season/Years	Pct. (FG-FGA)
Game	Jill Poorman	vs. Flagler (2/16/80)	.917 (11-12)
Season	Frances Savage	1988-89	.5482 (256-467)
Career	Cordelia Fulmore	1983-85	.543 (486-895)

Three-Point Field Goals Made

	Name	Opponent (Date)/Season/Years	3FG
Game	Maria Rivera	vs. Central Florida (2/25/88)	7
Season	Desma Thomas	1996-97	81
Career	Desma Thomas	1992-97	152

Three-Point Field Goals Attempted

	Name	Opponent (Date)/Season/Years	3FGA
Game	Shannon Drury	vs. Tulane (11/22/98)	14
Season	Desma Thomas	1996-97	216
Career	Desma Thomas	1992-97	463

Three-Point Field Goal Percentage

	Name	Opponent (Date)/Season/Years	Pct. (3FG-3FGA)
Game	Maria Rivera	vs. Bethune Cookman (12/1/87)	1.000 (4-4)
Season	Octavia Blue	1997-98	.453 (24-53)
Career	Elaine Harlow	1987-90	.379 (92-243)

Free Throws Made

	Name	Opponent (Date)/Season/Years	FT
Game	Desma Thomas	vs. St. John's (2/3/96)	18
Season	Frances Savage	1991-92	181
Career	Tamara James	2002-06	520

Free Throws Attempted

	Name	Opponent (Date)/Season/Years	FTA
Game	Desma Thomas	vs. St. John's (2/3/96)	22
Season	Frances Savage	1991-92	222
	Sylvia Wilson	1980-81	222
Career	Tamara James	2002-06	664

Free Throw Percentage

	Name	Opponent (Date)/Season/Years	Pct. (FT-FTA)
Game	Tamara James*	vs. Fairleigh Dickinson (12/2/05)	1.000 (11-11)
Season	Holly Rilinger	1992-93	.857 (90-105)
Career	Frances Savage	1988-92	.798 (481-603)

* Fifteen times a player has hit at least eight-of-eight free throws. James is listed based on the highest number made most recent.

Individual Career

Points

Name (years)	G	Pts	Avg
1. Tamara James (2002-06)	118	2,406	20.4
2. Maria Rivera (1984-88)	112	2,358	21.1
3. Frances Savage (1988-92)	94	2,184	23.2
4. Jeannie Hebert (1988-92)	119	1,766	14.8
5. Octavia Blue (1994-98)	109	1,724	15.8
6. Sylvia Wilson (1979-82)	99	1,713	17.3
7. Chanivia Broussard (2000-04)	114	1,482	13.0
8. Kym Hope (1995-99)	113	1,462	12.9
9. Vicki Plowden (1990-93)	91	1,404	15.4
10. Robin Harmony (1980-84)	125	1,308	10.5

Scoring Average

Name (years)	G	Pts	Avg
1. Frances Savage (1988-92)	94	2,184	23.2
2. Maria Rivera (1984-88)	112	2,358	21.1
3. Tamara James (2002-06)	118	2,406	20.4
4. Cordelia Fulmore (1983-85)	59	1,142	19.4
5. Wendy Foote (1974-78)	62	1,174	18.9
6. Sylvia Wilson (1979-82)	99	1,713	17.3
7. Octavia Blue (1994-98)	109	1,724	15.8
8. Vicki Plowden (1990-93)	91	1,404	15.4
9. Jeannie Hebert (1988-92)	119	1,766	14.8
10. Chanivia Broussard (2000-04)	114	1,482	13.0

Rebounds

Name (years)	G	Reb	Avg
1. Sylvia Wilson (1979-82)	99	1,115	11.3
2. Frances Savage (1988-92)	94	919	9.8
3. Kym Hope (1995-99)	113	888	7.9
4. Vicki Plowden (1990-93)	91	857	9.4
5. Tamara James (2002-06)	118	805	6.8
6. Robin Harmony (1980-84)	125	750	6.0
7. Hope Butler (1984-88)	101	694	6.9
8. Shaquana Wilkins (2000-04)	116	675	5.8
9. Octavia Blue (1994-98)	109	672	6.2
10. Chanivia Broussard (2000-04)	114	583	5.1

Rebounding Average

Name (years)	G	Reb	Avg
1. Sylvia Wilson (1979-82)	99	1,115	11.3
2. Cordelia Fulmore (1983-85)	59	690	10.3
3. Frances Savage (1988-92)	94	919	9.8
4. Vicki Plowden (1990-93)	91	857	9.4
5. Donna Mapp (1981-83)	54	489	9.1
6. Kym Hope (1995-99)	113	888	7.9
7. Joani Bowles (1983-85)	48	356	7.4
8. Hope Butler (1984-88)	101	694	6.9
9. Tamara James (2002-06)	118	805	6.8
10. Lisa Jones (1988-90)	60	390	6.5

Assists

Name (years)	G	Ast	Avg
1. Gina Graziani (1996-00)	111	743	6.7
2. Jeannie Hebert (1988-92)	119	694	5.8
3. Loretta Harvey (1981-84)	122	588	4.8
4. Yalonda McCormick (2001-05)	105	539	5.1
5. Maria Rivera (1984-88)	112	487	4.3
6. Robin Harmony (1980-84)	125	445	3.6
7. Elaine Harlow (1986-90)	115	432	3.8
8. Meghan Saake (1999-03)	118	403	3.4
9. Della Wilson (1990-93)	86	351	4.1
10. Tamara James (2002-06)	118	248	2.1

Steals

Name (years)	G	Stls	Avg
1. Maria Rivera (1984-88)	112	382	3.4
2. Meghan Saake (1999-02)	118	358	3.0
3. Loretta Harvey (1981-84)	122	357	2.9
4. Robin Harmony (1980-84)	125	314	2.5
5. Yalonda McCormick (2001-05)	105	280	2.7
6. Tamara James (2002-06)	118	279	2.4
7. Jeannie Hebert (1988-92)	119	237	2.0
8. Ronnie McGarry (1990-94)	117	224	1.9
9. Elaine Harlow (1986-90)	115	224	1.9
10. Dottie Richardson (1976-81)	99	205	2.1

Blocked Shots

Name (years)	G	Bkls	Avg
1. Sylvia Wilson (1979-82)	99	198	2.0
2. Kym Hope (1995-99)	113	164	1.5
3. Chanivia Broussard (2000-04)	114	132	1.2
4. Vicki Plowden (1990-93)	91	108	1.2
5. Shaquana Wilkins (2000-04)	116	95	0.8
6. Meghan Saake (1999-03)	118	95	0.8
7. Alicia Hartlaub (1999-03)	117	66	0.6
8. Martha Bodley (1998-02)	82	66	0.8
9. Joani Bowles (1983-85)	48	63	1.3
10. Desma Thomas (1992-97)	111	58	0.5

Field Goals Made

Name (years)	G	FG
1. Maria Rivera (1984-88)	112	891
2. Tamara James (2002-06)	118	868
3. Frances Savage (1988-92)	94	830
4. Sylvia Wilson (1979-82)	99	721
5. Octavia Blue (1994-98)	109	671
6. Jeannie Hebert (1988-92)	119	652
7. Chanivia Broussard (2000-04)	114	621
8. Vicki Plowden (1990-93)	91	579
9. Robin Harmony (1980-84)	125	575
10. Kym Hope (1995-99)	113	546

Field Goal Attempts

Name (years)	G	FGA
1. Maria Rivera (1984-88)	112	1,931
2. Tamara James (2002-06)	118	1,754
3. Frances Savage (1988-92)	94	1,593
4. Octavia Blue (1994-98)	109	1,524
5. Sylvia Wilson (1979-82)	99	1,509
6. Jeannie Hebert (1988-92)	119	1,492
7. Chanivia Broussard (2000-04)	114	1,398
8. Robin Harmony (1980-84)	125	1,378
9. Vicki Plowden (1990-93)	91	1,155
10. Gwen Harris (1981-84)	110	1,040

Field Goal Percentage

Name (years)	G	FG	FGA	Pct
1. Cordelia Fulmore (1983-85)	59	486	895	.543
2. Kym Hope (1995-99)	113	362	691	.526
3. Frances Savage (1988-92)	94	830	1,590	.521
4. Shaquana Wilkins (2000-04)	116	384	743	.517
5. Joani Bowles (1983-85)	48	274	539	.508
6. Jennifer Jordan (1994-99)	109	365	722	.506
7. Vicki Plowden (1990-93)	91	579	1,155	.501
8. Hope Butler (1984-88)	101	481	961	.500
9. Tamara James (2002-06)	118	868	1,754	.495
10. Jill Pooman (1979-82)	67	308	630	.491

Three-point Field Goal Made

Name (years)	G	3FG
1. Desma Thomas (1992-97)	111	152
2. Tamara James (2002-06)	118	150
3. Shelia James (1998-02)	100	134
4. Yalonda McCormick (2001-05)	105	110
5. Melissa Knight (2001-06)	107	103
6. Elaine Harlow (1986-90)	115	92
7. Katie Hayek (2002-06)	88	78
8. Meghan Saake (1999-03)	118	67
9. Shannon Drury (1996-99)	70	67
10. Maria Rivera (1984-88)	112	66



Sylvia Wilson set the UM career record for rebounds, pulling down a total of 1,115 (11.3 rpg) from 1979-82, and is the only player to record 1,000 career rebounds.



Desma Thomas set the UM record for three-pointers made and attempted, hitting 152-of-463 from beyond the arc from 1992-97.

PLAYERS
COACHES
UNIVERSITY
THE ACC
OPPONENTS
REVIEW
HISTORY
HONORS
RECORDS
MEDIA

Individual Career

Three-point Field Goal Attempts

Name (years)	G	3FGA
1. Desma Thomas (1992-97)	111	463
2. Shelia James (1998-02)	100	427
3. Tamara James (2002-06)	118	417
4. Yalonda McCormick (2001-05)	105	342
5. Melissa Knight (2001-06)	107	291
6. Katie Hayek (2002-06)	88	252
6. Meghan Saake (1999-03)	118	243
Elaine Harlow (1986-90)	115	243
8. Shannon Drury (1996-99)	70	208
9. Maria Rivera (1984-88)	112	177
10. Renee Taylor (2005-present)	30	150

Three-point Field Goal Percentage

Name (year)	G	3FG	3FGA	Pct
1. Elaine Harlow (1987-90)	115	92	243	.379
2. Frances Savage (1988-92)	94	43	114	.377
3. Maria Rivera (1984-88)	112	66	177	.373
4. Holly Rillinger (1992-93)	28	52	140	.371
5. Tamara James (2002-06)	118	150	471	.360
6. Melissa Knight (2001-06)	107	103	291	.354
7. Desma Thomas (1992-97)	111	152	463	.328
8. Renee Taylor (2005-present)	30	49	150	.327
9. Yalonda McCormick (2001-05)	105	110	342	.322
Shannon Drury (1996-99)	70	67	280	.322

Free Throws Made

Name (years)	G	FT
1. Tamara James (2002-06)	118	520
2. Maria Rivera (1984-88)	112	508
3. Frances Savage (1988-92)	94	481
4. Jeannie Hebert (1988-92)	119	437
5. Kym Hope (1995-99)	113	369
6. Octavia Blue (1994-98)	109	358
7. Desma Thomas (1992-97)	111	330
8. Jennifer Jordan (1994-99)	109	320
9. Sylvia Wilson (1979-82)	99	271
10. Cassandra Wimes (1994-99)	105	248

Free Throw Attempts

Name (years)	G	FTA
1. Tamara James (2002-06)	118	664
2. Maria Rivera (1984-88)	112	651
3. Frances Savage (1988-92)	94	603
4. Jeannie Hebert (1988-92)	119	583
5. Octavia Blue (1994-98)	109	549
6. Kym Hope (1995-99)	113	498
7. Desma Thomas (1992-97)	111	475
8. Jennifer Jordan (1994-99)	109	465
9. Sylvia Wilson (1979-82)	99	456
10. Vicki Plowden (1990-93)	91	395

Free-throw Percentage

Name (years)	G	FT	FTA	Pct
1. Frances Savage (1988-92)	94	481	603	.798
3. Tamara James (2002-06)	118	520	664	.783
3. Maria Rivera (1984-88)	112	508	651	.780
4. Elaine Harlow (1986-90)	115	213	280	.761
5. Jeannie Hebert (1988-92)	119	437	583	.750
6. Kym Hope (1995-99)	113	369	498	.741
7. Shaquana Wilkins (2000-04)	116	184	255	.722
8. Melissa Knight (2001-06)	107	122	171	.713
9. Yalonda McCormick (2001-05)	105	140	198	.707
10. Cassandra Wimes (1994-99)	105	248	354	.701

Games Played

Name (years)	G
1. Robin Harmony (1980-84)	125
2. Loretta Harvey (1980-84)	122
3. Dana Hunter (1979-83)	121
4. Jeannie Hebert (1988-92)	119
5. Tamara James (2002-06)	118
Meghan Saake (1999-03)	118
7. Alicia Hartlaub (1999-02)	117
Ronnie McGarry (1990-94)	117
9. Shaquana Wilkins (2000-04)	116
10. Elaine Harlow (1986-90)	115

Games Started

Name (years)	G	GS
1. Loretta Harvey (1980-84)	122	120
2. Jeannie Hebert (1988-92)	119	119
3. Meghan Saake (1999-03)	118	118
Robin Harmony (1980-84)	125	118
5. Tamara James (2002-06)	118	117
6. Maria Rivera (1984-88)	112	112
Ronnie McGarry (1990-94)	117	112
8. Octavia Blue (1994-98)	109	107
Gina Graziani (1996-00)	111	107
10. Sylvia Wilson (1979-82)	99	94
Elaine Harlow (1986-90)	115	94



Gina Graziani holds the Miami record for career assists, recording 743 (6.7 apg) during her career from 1996-00.



Robin Harmony played in a UM-record 125 games during her four-year career from 1980-84.

Single Season

PLAYERS
COACHES
UNIVERSITY
THE ACC
OPPONENTS
REVIEW
HISTORY
HONORS
RECORDS
MEDIA

Points

Name (season)	G	Pts	Avg
1. Frances Savage (1991-92)	32	742	23.2
2. Frances Savage (1989-90)	31	733	23.6
3. Sylvia Wilson (1980-81)	38	670	17.6
4. Tamara James (2002-03)	31	650	21.0
5. Frances Savage (1988-89)	29	649	22.4
6. Tamara James (2004-05)	29	647	22.3
7. Tamara James (2005-06)	30	645	21.5
8. Maria Rivera (1987-88)	27	628	23.3
9. Maria Rivera (1986-87)	30	627	21.0
10. Cordelia Fulmore (1983-84)	31	606	19.5

Scoring Average

Name (season)	G	Pts	Avg
1. Wendy Foote (1977-78)	16	403	25.2
2. Frances Savage (1989-90)	31	733	23.6
3. Maria Rivera (1987-88)	27	628	23.3
4. Frances Savage (1991-92)	32	742	23.2
5. Frances Savage (1988-89)	29	649	22.4
6. Tamara James (2004-05)	29	647	22.3
7. Tamara James (2005-06)	30	645	21.5
8. Maria Rivera (1985-86)	27	579	21.4
9. Tamara James (2002-03)	31	650	21.0
10. Maria Rivera (1986-87)	30	627	20.9

Rebounds

Name (season)	G	Reb	Avg
1. Sylvia Wilson (1980-81)	38	449	11.8
2. Cordelia Fulmore (1983-84)	31	359	11.6
3. Sylvia Wilson (1979-80)	33	344	10.4
4. Frances Savage (1991-92)	32	339	10.6
5. Sylvia Wilson (1981-82)	28	322	11.5
6. Vicki Plowden (1992-93)	28	311	10.0
7. Donna Mapp (1982-83)	27	310	11.5
8. Kym Hope (1997-98)	29	306	10.6
9. Frances Savage (1989-90)	31	293	9.5
10. Vicki Plowden (1990-91)	28	281	10.0

Rebounding Average

Name (season)	G	Reb	Avg
1. Sylvia Wilson (1980-81)	38	449	11.8
2. Cordelia Fulmore (1983-84)	31	359	11.6
3. Donna Mapp (1982-83)	27	310	11.5
Sylvia Wilson (1981-82)	28	322	11.5
5. Kym Hope (1997-98)	29	306	10.6
Frances Savage (1991-92)	32	339	10.6
7. Sylvia Wilson (1979-80)	33	344	10.4
8. Vicki Plowden (1992-93)	28	311	10.0
Vicki Plowden (1990-91)	28	281	10.0
10. Tanya Young (1993-94)	26	257	9.9

Assists

Name (season)	G	Ast	Avg
1. Jeannie Hebert (1991-92)	32	221	6.9
2. Gina Graziani (1997-98)	29	210	7.2
3. Gina Graziani (1996-97)	29	198	6.8
4. Jeannie Hebert (1996-97)	28	189	6.8
5. Yalonda McCormick (2002-03)	31	185	6.0
6. Gina Graziani (1999-00)	29	182	6.3
7. Loretta Harvey (1981-82)	29	168	5.8
8. Yalonda McCormick (2004-05)	28	167	6.0
9. Yalonda McCormick (2003-04)	29	157	5.4
10. Loretta Harvey (1980-81)	37	156	4.2

Steals

Name (season)	G	Sts	Avg
1. Meghan Saake (2001-02)	31	121	3.9
2. Meghan Saake (2002-03)	31	114	3.7
3. Maria Rivera (1986-87)	30	106	3.5
4. Loretta Harvey (1980-81)	37	105	2.8
Dottie Richardson (1980-81)	38	105	2.8
6. Cordelia Fulmore (1984-85)	28	100	3.6
Maria Rivera (1984-85)	28	100	3.6
Yalonda McCormick (2002-03)	31	100	3.2
Robin Harmony (1980-81)	37	100	2.7
10. Maria Rivera (1987-88)	27	99	3.7

Blocked Shots

Name (season)	G	Blks	Avg
1. Sylvia Wilson (1979-80)	33	80	2.4
2. Kym Hope (1998-99)	29	62	2.1
3. Sylvia Wilson (1980-81)	28	61	2.2
4. Sylvia Wilson (1981-82)	28	57	2.0
5. Kym Hope (1996-97)	29	53	1.8
6. Joani Bowles (1983-84)	31	45	1.5
7. Brittany Denson (2005-06)	22	30	1.4
8. Vicki Plowden (1991-92)	32	41	1.3
9. Vicki Plowden (1992-93)	31	40	1.3
10. Shaquana Wilkins (2003-04)	29	37	1.3

Field Goals Made

Name (season)	G	FG
1. Frances Savage (1989-90)	31	284
2. Frances Savage (1991-92)	32	271
3. Sylvia Wilson (1980-81)	38	268
4. Cordelia Fulmore (1983-84)	31	258
5. Frances Savage (1988-89)	29	256
6. Maria Rivera (1986-87)	30	251
7. Tamara James (2004-05)	29	242
8. Tamara James (2002-03)	31	238
9. Sylvia Wilson (1979-80)	33	232
10. Maria Rivera (1985-86)	27	230

Field Goal Attempts

Name (season)	G	FGA
1. Sylvia Wilson (1980-81)	38	568
2. Frances Savage (1991-92)	32	557
3. Maria Rivera (1986-87)	30	545
4. Maria Rivera (1985-86)	27	533
5. Frances Savage (1989-90)	31	526
6. Tamara James (2004-05)	29	504
7. Sylvia Wilson (1981-82)	28	503
8. Cordelia Fulmore (1983-84)	31	479
9. Maria Rivera (1987-88)	27	473
10. Frances Savage (1988-89)	29	467

Field Goal Percentage

Name (season)	G	FG	FGA	Pct
1. Frances Savage (1988-89)	29	256	467	.5482
2. Cordelia Fulmore (1984-85)	28	228	416	.5481
3. Frances Savage (1989-90)	31	284	526	.5399
4. Kym Hope (1996-97)	29	143	265	.5396
5. Vicki Plowden (1990-91)	28	194	360	.5389
6. Cordelia Fulmore (1983-84)	31	258	479	.5386
7. Kym Hope (1997-98)	29	191	358	.534
8. Maria Rivera (1984-85)	28	202	380	.532
9. Hope Butler (1987-88)	27	145	278	.531
10. Sylvia Wilson (1979-80)	33	232	438	.530

Three-point Field Goal Made

Name (season)	G	3FG
1. Desma Thomas (1996-97)	29	81
2. Maria Rivera (1987-88)	27	66
3. Tamara James (2005-06)	30	53
Melissa Knight (2005-06)	30	53
5. Yalonda McCormick (2003-04)	29	52
Holly Riling (1992-93)	28	52
Elaine Harlow (1989-90)	30	52
8. Renee Taylor (2005-06)	30	49
9. Desma Thomas (1995-96)	27	46
10. Shelia James (2000-01)	25	43

Three-point Field Goal Attempts

Name (season)	G	3FGA
1. Desma Thomas (1996-97)	29	216
2. Maria Rivera (1987-88)	27	177
3. Desma Thomas (1995-96)	27	155
4. Renee Taylor (2005-06)	30	150
5. Yalonda McCormick (2003-04)	29	145
6. Elaine Harlow (1989-90)	29	144
7. Holly Riling (1992-93)	28	140
8. Tamara James (2005-06)	30	137
9. Yalonda McCormick (2004-05)	28	136
10. Nicki Mitchell (1993-94)	27	133

Three-point Field Goal Percentage

Name (season)	G	3FG	3FGA	Pct
1. Octavia Blue (1997-98)	29	24	53	.453
2. Elaine Harlow (1988-89)	29	40	94	.426
3. Melissa Knight (2005-06)	30	53	132	.402
4. Tamara James (2005-06)	30	53	137	.387
5. Tamara James (2003-04)	28	39	103	.379
6. Desma Thomas (1996-97)	29	87	216	.375
7. Maria Rivera (1987-88)	27	66	177	.373
8. Holly Riling (1992-93)	28	52	140	.371
9. Elaine Harlow (1989-90)	31	52	144	.361
10. Melissa Knight (2002-03)	28	18	50	.360

Free Throws Made

Name (season)	G	FT
1. Frances Savage (1991-92)	32	181
2. Tamara James (2005-06)	30	156
3. Tamara James (2002-03)	31	155
4. Frances Savage (1989-90)	31	147
5. Maria Rivera (1989-88)	27	144
6. Sylvia Wilson (1986-87)	38	134
7. Kym Hope (1998-99)	29	132
8. Frances Savage (1988-89)	29	131
9. Kym Hope (1997-98)	29	128
10. Maria Rivera (1986-87)	30	125

Free Throw Attempts

Name (season)	G	FTA
1. Frances Savage (1991-92)	32	222
Sylvia Wilson (1980-81)	38	222
3. Tamara James (2002-03)	31	204
4. Tamara James (2005-06)	30	188
5. Frances Savage (1989-90)	31	187
6. Maria Rivera (1987-88)	27	174
7. Octavia Blue (1997-98)	29	169
8. Kym Hope (1997-98)	29	166
Frances Savage (1988-89)	29	166
10. Donna Mapp (1982-83)	27	165

Free-throw Percentage

Name (season)	G	FT	FTA	Pct
1. Holly Riling (1992-93)	28	90	105	.857
2. Renee Taylor (2005-06)	30	112	156	.836
3. Jeannie Hebert (1991-92)	32	116	139	.835
4. Tamara James (2005-06)	30	156	188	.830
5. Maria Rivera (1987-88)	27	144	174	.828
6. Frances Savage (1991-92)	32	181	222	.815
7. Kym Hope (1998-99)	29	132	163	.810
8. Elaine Harlow (1986-87)	30	57	71	.803
9. Desma Thomas (1996-97)	29	96	120	.800
10. Elaine Harlow (1988-89)	29	82	103	.796

Single Game Leaders

Points

Name	Opponent (date)	Pts
1. Frances Savage	vs. Providence (3/8/92)	41
Maria Rivera	vs. Central Florida (2/25/88)	41
3. Octavia Blue	vs. Florida Atlantic (11/25/97)	40
Frances Savage	vs. Florida International (2/24/89)	40
Maria Rivera	vs. Illinois (12/30/87)	40
Wendy Foote	vs. Miami-Dade NW (1978)	40
7. Tamara James	vs. Fairfield (12/28/04)	39
8. Maria Rivera	vs. Monmouth (11/28/86)	38
9. Tamara James	vs. Georgia Tech (2/26/06)	37
Tamara James	vs. Eastern Kentucky (11/23/03)	37
Frances Savage	vs. Stetson (1/13/90)	37
Joani Bowles	vs. Temple (1/13/84)	37

Rebounds

Name	Opponent (date)	Reb
1. Cordelia Fulmore	vs. Georgia State (2/24/84)	25
2. Donna Mapp	vs. Stetson (2/5/83)	24
3. Sylvia Wilson	vs. South Florida (2/20/80)	22
4. Tamara James	vs. South Florida (11/22/01)	21
5. Frances Savage	vs. Florida State (12/11/80)	20
Cordelia Fulmore	vs. Florida Memorial (2/14/84)	20
Sylvia Wilson	vs. Central Florida (2/6/81)	20
Sylvia Wilson	vs. Miami-Dade South (2/3/81)	20
9. Nine different times a player has recorded		19

Assists

Name	Opponent (date)	Ast
1. Robin Harmony	vs. Florida International (12/4/82)	14
2. Gina Graziani	vs. Providence (12/6/97)	13
Gina Graziani	vs. West Virginia (1/22/97)	13
Jeannie Hebert	vs. Syracuse (12/27/90)	13
5. Ten different times a player has recorded		12

Steals

Name	Opponent (date)	Stls
1. Maria Rivera	vs. Minnesota (12/22/86)	10
Pat Bentoski	vs. Stetson (2/3/80)	10
3. Maria Rivera	vs. Stetson (1/21/87)	9
Cordelia Fulmore	vs. Purdue (12/31/84)	9
Robin Harmony	vs. South Florida (1/16/82)	9
Dottie Richardson	vs. Broward (2/13/81)	9
Loretta Harvey	vs. South Florida (1/9/81)	9
Debra Jackson	vs. Florida Southern (1/18/80)	9
9. Eight different times a player has recorded		8

Blocked Shots

Name	Opponent (date)	Blks
1. Joani Bowles	vs. South Florida (1/20/84)	7
Sylvia Wilson	vs. Oral Roberts (12/17/79)	7
3. Eight different times a player has recorded		6

Field Goals Made

Name	Opponent (date)	FG
1. Tamara James	vs. Fairfield (12/28/04)	17
Joani Bowles	vs. Temple (1/13/84)	17
Wendy Foote	vs. Miami-Dade NW (1978)	17
4. Octavia Blue	vs. Florida Atlantic (11/25/97)	16
Frances Savage	vs. Villanova (3/1/92)	16
6. Tamara James	vs. Quinnipiac (11/29/02)	15
Chanivia Broussard	vs. Richmond (12/21/03)	15
Maria Rivera	vs. Central Florida (2/25/88)	15
Sylvia Wilson	vs. Florida International (1/26/82)	15
10. Thirteen different times a player has recorded		14

Field Goal Attempts

Name	Opponent (date)	FGA
1. Maria Rivera	vs. LSU (1/10/86)	34
2. Joani Bowles	vs. Temple (1/13/84)	31
3. Tamara James	vs. Virginia Tech (2/6/05)	29
Frances Savage	vs. Rutgers (1/28/89)	29
Maria Rivera	vs. North Carolina (12/29/86)	29
6. Octavia Blue	vs. Georgetown (2/14/96)	28
7. Seven different times a player has recorded		27

Field Goal Percentage

Name	Opponent (date)	FG	FGA	Pct
1. Jill Poorman	vs. Flagler (2/16/80)	11	12	.917
2. Jennifer Jordan	vs. Syracuse (1/20/96)	10	11	.909
Maria Rivera	vs. Lamar (1/11/85)	10	11	.909
4. Tamara James	vs. N.C. A&T (12/28/05)	12	14	.857
5. Frances Savage	vs. SW Missouri State (11/25/88)	11	13	.846
6. Melissa Knight	vs. Maryland (12/29/02)	10	12	.833
Della Wilson	vs. Connecticut (2/14/93)	10	12	.833
Frances Savage	vs. Arizona (12/2/89)	10	12	.833
9. Jeannie Hebert	vs. Stetson (3/9/91)	9	11	.818
Hope Butler	vs. Central Florida	9	11	.818

Three-Point Field Made

Name	Opponent (date)	3FG
1. Maria Rivera	vs. Central Florida (2/25/88)	7
2. Shannon Drury	vs. Boston College (1/10/98)	6
Desma Thomas	vs. Connecticut (2/16/97)	6
Desma Thomas	vs. Villanova (2/2/97)	6
Desma Thomas	vs. Syracuse (2/27/96)	6
Nickki Mitchell	vs. St. John's (1/20/94)	6
Maria Rivera	vs. Illinois (12/30/87)	6

Three-Point FGs Attempts

Name	Opponent (date)	3FGA
1. Shannon Drury	vs. Tulane (11/22/98)	14
2. Maria Rivera	vs. Central Florida (2/25/88)	13
3. Yalonda McCormick	vs. Georgetown (1/14/04)	12
Desma Thomas	vs. Connecticut (2/26/97)	12
Desma Thomas	vs. St. John's (12/4/96)	12
Desma Thomas	vs. Houston (11/28/95)	12
Shelia James	vs. Notre Dame (1/2/02)	12
8. Yalonda McCormick	vs. Florida (12/12/03)	11
Desma Thomas	vs. Villanova (2/2/97)	11
Desma Thomas	vs. Syracuse (2/17/96)	11
Desma Thomas	vs. Florida (12/2/95)	11
Holly Rillinger	vs. Texas Tech (12/30/92)	11

3-Point FG Percentage

Name	Opponent (date)	3FG	3FGA	Pct
1. Maria Rivera	vs. Bethune Cookman (12/1/87)	4	4	1.000
2. Renee Taylor	vs. NC State (1/26/06)	5	6	.833
Melissa Knight	vs. Clemson (1/12/06)	5	6	.833
Renee Taylor	vs. UCF (12/20/05)	5	6	.833
5. Melissa Knight	vs. FIU (3/18/06)	4	5	.800
Tamara James	vs. Mississippi (12/29/05)	4	5	.800
Tamara James	vs. N.C. A&T (12/28/05)	4	5	.800
Maria Rivera	vs. Arizona (1/27/88)	4	5	.800
9. Melissa Knight	vs. UCF (12/20/05)	3	4	.750
Tamara James	vs. Oakland (11/26/05)	3	4	.750
Tamara James	vs. Bradley (11/26/05)	3	4	.750
Octavia Blue	vs. Boston College (1/10/98)	6	8	.750
Shelia James	vs. Pittsburgh (1/10/99)	3	4	.750
Shannon Drury	vs. Syracuse (12/8/98)	3	4	.750
Carla Harris	vs. Villanova (3/7/93)	3	4	.750
Della Wilson	vs. Maryland (2/11/93)	3	4	.750
Elaine Harlow	vs. Mercer (2/2/89)	3	4	.750

Free Throws Made


Name	Opponent (date)	FT
1. Desma Thomas	vs. St. John's (2/3/96)	18
2. Desma Thomas	vs. Georgetown (2/25/97)	16
3. Frances Savage	vs. Purdue (11/25/90)	15
Maria Rivera	vs. Central Florida (1/20/88)	15
Maria Rivera	vs. Florida A&M (1/11/88)	15
6. Tamara James	vs. FIU (3/18/06)	14
7. Tamara James	vs. Duke (2/29/06)	13
8. Tamara James	vs. Rutgers (3/9/03)	12
Octavia Blue	vs. Providence (2/20/98)	12
Jeannie Hebert	vs. Florida International (2/23/90)	12
Frances Savage	vs. Florida International (2/24/89)	12

Free Throw Attempts

Name	Opponent (date)	FTA
1. Desma Thomas	vs. St. John's (2/3/96)	22
2. Frances Savage	vs. Purdue (11/25/90)	20
3. Desma Thomas	vs. Georgetown (2/25/97)	19
Maria Rivera	vs. Central Florida (1/20/88)	19
Maria Rivera	vs. Florida A&M (1/11/88)	19
6. Frances Savage	vs. Providence (3/8/92)	17
7. Tamara James	vs. FIU (3/18/06)	16
8. Five different times a player has recorded		15

Free Throw Percentage

Name	Opponent (date)	FT	FTA	Pct
1. Tamara James	vs. Fairleigh Dickinson (12/2/05)	11	11	1.000
Frances Savage	vs. Pittsburgh (1/11/92)	11	11	1.000
Frances Savage	vs. Rutgers (12/8/91)	11	11	1.000
Renee Taylor	vs. Virginia (1/22/06)	10	10	1.000
Kym Hope	vs. Boston College (1/16/99)	10	10	1.000
Jeannie Hebert	vs. Boston College (1/3/92)	10	10	1.000
Maria Rivera	vs. Monmouth (11/28/96)	10	10	1.000
Octavia Blue	vs. Georgetown (1/31/98)	9	9	1.000
Fallon Pharnord	vs. North Carolina (3/5/05)	8	8	1.000
Jennifer Jordan	vs. Syracuse (1/18/95)	8	8	1.000
Vicki Plowden	vs. Boston College (2/16/93)	8	8	1.000
Jeannie Hebert	vs. North Carolina (3/21/92)	8	8	1.000
Lisa Jones	vs. Boston College (1/11/90)	8	8	1.000
Hope Butler	vs. Old Dominion (1/8/88)	8	8	1.000
Maria Rivera	vs. Dartmouth (12/20/84)	8	8	1.000



Frances Savage holds the UM record for career scoring average turning in 23.2 points per game from 1988-92.

1,000 Point Scorers

Tamara James (2002-06) – 2,406

YR	GP-GS	FG-FGA	PCT	3P-3PA	PCT	FT-FTA	PCT	REB-AVG	A	BS	S	PTS-AVG
2002-03	31-31	238-461	.516	19-58	.328	155-204	.760	244-7.9	49	14	56	650-21.0
2003-04	28-26	170-340	.500	39-103	.379	85-111	.766	129-4.6	72	18	55	464-16.6
2004-05	29-29	242-504	.480	19-119	.328	124-161	.770	199-6.9	57	13	75	647-22.3
2005-06	30-30	218-449	.486	53-137	.387	156-188	.830	233-7.8	70	11	93	645-21.5
Total	118-116	868-1754	.495	150-417	.360	520-664	.783	805-6.8	248	56	279	2406-20.4

Maria Rivera (1984-88) - 2,358

YR	GP-GS	FG-FGA	PCT	3P-3PA	PCT	FT-FTA	PCT	REB-AVG	A	BS	S	PTS-AVG
1984-85	28-28	202-380	.531	-	-	120-156	.769	93-3.3	149	4	100	524-18.7
1985-86	27-27	230-533	.432	-	-	119-163	.730	118-4.4	89	2	77	579-21.4
1986-87	30-30	251-545	.461	-	-	125-158	.791	97-3.2	141	3	106	627-20.9
1987-88	27-27	209-473	.442	66-177	.373	144-174	.828	102-3.8	108	3	99	628-23.3
Total	112-112	892-1931	.462	66-177	.373	508-651	.780	410-3.7	487	12	382	2358-21.1

Frances Savage (1988-92) - 2,184

YR	GP-GS	FG-FGA	PCT	3P-3PA	PCT	FT-FTA	PCT	REB-AVG	A	BS	S	PTS-AVG
1988-89	29-29	256-467	.548	6-23	.261	131-166	.789	268-9.2	66	17	56	649-22.4
1989-90	31-31	284-526	.540	18-43	.419	147-187	.786	293-9.5	76	17	71	733-23.6
1990-91	2-2	19-43	.442	0-2	.000	22-28	.786	20-10.0	7	0	4	60-30.0
1991-92	32-32	271-557	.487	19-46	.413	181-222	.815	339-10.6	77	10	71	742-23.2
Total	94-94	830-1593	.521	43-114	.377	481-603	.798	920-9.8	226	44	202	2184-23.2

Jeannie Hebert (1988-92) - 1,766

YR	GP-GS	FG-FGA	PCT	3P-3PA	PCT	FT-FTA	PCT	REB-AVG	A	BS	S	PTS-AVG
1988-89	29-29	147-367	.401	3-35	.086	104-159	.654	92-3.2	147	10	44	401-13.8
1989-90	30-30	145-340	.426	3-9	.333	117-153	.765	72-2.4	137	12	49	410-13.7
1990-91	28-28	179-406	.441	14-42	.333	100-132	.758	109-3.9	189	6	71	472-16.9
1991-92	32-32	181-379	.478	5-16	.313	116-139	.835	70-2.2	221	7	73	483-15.1
Total	119-119	652-1492	.437	25-102	.245	437-583	.750	343-2.9	694	35	237	1766-14.8

Octavia Blue (1994-98) - 1,724

YR	G-GS	FG-FGA	Pct	3P-3PA	Pct	FT-FTA	Pct	REB-Avg	A	BS	S	Pts-Avg
1997-98	29-29	205-448	.458	24-53	.453	122-169	.722	164-5.7	23	8	35	556-19.2
1996-97	29-28	161-382	.421	0-1	.000	66-102	.647	162-5.6	15	5	37	388-13.4
1995-96	27-27	178-365	.488	0-0	.000	76-134	.567	174-6.4	26	5	35	432-16.0
1994-95	24-23	127-329	.386	0-2	.000	94-144	.653	172-7.2	14	20	32	348-14.5
Total	109-107	671-1524	.440	24-56	.429	358-549	.652	672-6.2	78	38	139	1724-15.8

Sylvia Wilson (1979-82) - 1,713

YR	GP-GS	FG-FGA	PCT	3P-3PA	PCT	FT-FTA	PCT	REB-AVG	A	BS	S	PTS-AVG
1979-80	33-30	232-438	.530	-	-	56-103	.544	344-10.4	24	80	56	520-15.8
1980-81	38-37	268-568	.472	-	-	134-222	.604	449-11.8	47	61	53	670-17.6
1981-82	28-27	221-503	.439	-	-	81-131	.618	322-11.5	21	57	45	523-18.7
Total	99-94	721-1509	.478	-	-	271-456	.594	1115-11.3	62	198	154	1713-17.3

Chanivia Broussard (2000-04) - 1,482

YR	GP-GS	FG-FGA	PCT	3P-3PA	PCT	FT-FTA	PCT	REB-AVG	A	BS	S	PTS-AVG
2000-01	27-22	158-369	.428	4-15	.267	36-74	.486	152-25.6	22	32	46	356-13.2
2001-02	29-20	173-407	.425	13-51	.255	54-85	.635	124-4.3	27	35	57	413-14.2
2002-03	29-5	115-263	.437	8-31	.258	35-69	.507	126-4.3	31	32	35	273-9.4
2003-04	29-28	175-359	.487	3-15	.200	87-127	.685	181-6.2	48	33	64	440-15.2
Total	114-75	621-1398	.444	28-112	.250	212-355	.597	583-5.1	128	132	202	1482-13.0

Kym Hope (1995-99) - 1,462

YR	GP-GS	FG-FGA	PCT	3P-3PA	PCT	FT-FTA	PCT	REB-AVG	A	BS	S	PTS-AVG
1995-96	26-0	28-68	.412	0-0	.000	28-52	.538	95-3.7	11	16	17	84-3.2
1996-97	29-29	143-265	.540	0-2	.000	81-117	.692	234-8.1	33	53	45	367-12.7
1997-98	29-29	191-358	.534	1-1	1.000	128-166	.771	306-10.6	53	33	56	511-17.6
1998-99	29-29	184-348	.529	0-3	.000	132-163	.810	253-8.7	52	62	54	500-17.2
Total	113-87	546-1039	.526	0-3	.000	369-498	.741	888-7.9	149	164	172	1462-12.9

Vicki Plowden (1990-93) - 1,404

YR	GP-GS	FG-FGA	PCT	3P-3PA	PCT	FT-FTA	PCT	REB-AVG	A	BS	S	PTS-AVG
1990-91	28-27	194-360	.539	0-0	.000	67-108	.620	281-10.0	18	27	53	455-16.3
1991-92	32-32	194-377	.515	1-2	.500	87-144	.604	265-8.3	17	41	35	476-14.9
1992-93	31-31	191-418	.457	2-5	.400	89-143	.622	311-10.0	44	40	64	473-15.3
Total	91-90	579-1155	.501	3-7	.429	243-395	.615	857-9.4	79	108	152	1404-15.4



Maria Rivera netted 2,358 career points from 1984-88.

- PLAYERS
- COACHES
- UNIVERSITY
- THE ACC
- OPPONENTS
- REVIEW
- HISTORY
- HONORS
- RECORDS
- MEDIA

1,000 Point Scorers



Frances Savage is one of only three players in UM history to score over 2,000 career points.

Robin Harmony (1980-84) - 1,308

YR	GP-GS	FG-FGA	PCT	3P-3PA	PCT	FT-FTA	PCT	REB-AVG	A	BS	S	PTS-AVG
1980-81	38-31	159-404	.394	-	-	48-76	.632	174-4.6	139	16	100	366-9.6
1981-82	29-29	133-325	.409	-	-	29-44	.659	193-6.7	127	13	56	295-10.2
1982-83	27-27	120-264	.455	-	-	35-57	.614	218-8.1	67	11	60	275-10.2
1983-84	31-31	163-385	.423	-	-	46-70	.657	175-5.6	115	18	98	372-12.0
Total	125-118	575-1378	.417	-	-	158-247	.640	760-6.1	448	58	314	1308-10.5

Desma Thomas (1992-97) - 1,284

YR	G-GS	FG-FGA	Pct	3P-3PA	Pct	FT-FA	Pct	REB-Avg	A	BS	S	Pts-Avg
1992-93	30-6	36-107	.336	0-4	.000	36-65	.554	87-2.9	13	8	20	108-3.6
1993-94	25-24	110-351	.313	25-88	.288	106-156	.679	195-7.8	47	20	37	351-14.0
1994-95	DNP											
1995-96	27-27	120-339	.354	46-155	.297	92-134	.687	134-5.0	72	21	60	378-14.0
1996-97	29-29	135-355	.380	81-216	.375	96-120	.800	136-4.7	64	9	60	447-15.4
Total	111-86	401-1152	.348	152-463	.328	330-475	.695	552-5.0	196	58	177	1284-11.6

Wendy Foote (1974-78) - 1,174

YR	GP-GS	FG-FGA	PCT	3P-3PA	PCT	FT-FTA	PCT	REB-AVG	A	BS	S	PTS-AVG
1974-75	13	102	-	-	-	36-72	.500	-	-	-	-	240-18.5
1975-76	15	103	-	-	-	30-59	.508	-	-	-	-	236-15.7
1976-77	18	115	-	-	-	45-68	.662	-	-	-	-	295-16.4
1977-78	16	160	-	-	-	83-119	.697	-	-	-	-	403-25.2
Total	62	480				194-318	.610					1174-18.9

Hope Butler (1984-88) - 1,157

YR	GP-GS	FG-FGA	PCT	3P-3PA	PCT	FT-FTA	PCT	REB-AVG	A	BS	S	PTS-AVG
1984-85	17-0	19-40	.475	-	-	22-35	.629	64-3.8	9	1	14	60-3.5
1985-86	27-24	106-227	.467	-	-	27-48	.563	148-5.5	30	4	43	239-8.9
1986-87	30-30	211-421	.501	-	-	77-125	.616	266-8.9	36	2	82	499-16.6
1987-88	27-25	145-273	.531	0-1	.000	69-98	.704	216-8.0	49	2	51	359-13.3
Total	101-79	481-961	.501	0-1	.000	195-306	.637	694-6.9	124	9	190	1157-11.5

Cordelia Fulmore (1983-85) - 1,142

YR	GP-GS	FG-FGA	PCT	3P-3PA	PCT	FT-FTA	PCT	REB-AVG	A	BS	S	PTS-AVG
1983-84	31-31	258-479	.539	-	-	90-141	.638	359-11.6	46	17	88	606-19.5
1984-85	28-28	228-417	.548	-	-	80-123	.650	250-8.9	73	25	100	536-19.1
Total	59-59	486-896	.542	-	-	170-264	.644	609-10.3	119	42	188	1,142-19.4

Yalonda McCormick (2001-05) - 1,072

Year	GP-GS	FG-FGA	PCT	3P-3PA	PCT	FT-FTA	PCT	REB-AVG	A	BS	S	PTS-AVG
2001-02	17-0	21-72	.292	1-9	.111	7-11	.636	22-1.3	30	0	9	50-2.9
2002-03	31-31	125-300	.417	17-52	.327	49-69	.710	98-3.2	185	7	100	316-10.2
2003-04	29-29	126-333	.378	52-145	.359	50-65	.769	114-3.9	157	11	93	354-12.2
2004-05	28-27	139-369	.377	40-136	.294	34-53	.642	117-4.2	167	7	78	352-12.6
Total	105-87	411-1074	.383	110-342	.322	140-198	.707	351-3.3	539	25	280	1,072-10.2

Jennifer Jordan (1994-99) - 1,050

YR	GP-GS	FG-FGA	PCT	3P-3PA	PCT	FT-FTA	PCT	REB-AVG	A	BS	S	PTS-AVG
1994-95	26-7	51-113	.451	0-0	.000	69-99	.697	122-4.7	6	3	26	171-6.6
1995-96	26-23	110-195	.564	0-0	.000	84-126	.667	173-6.7	13	7	34	304-11.7
1996-97	DNP											
1997-98	28-4	65-131	.496	0-0	.000	55-83	.663	85-3.0	7	1	18	185-6.6
1998-99	29-29	139-283	.491	0-0	.000	112-157	.713	200-6.9	15	6	31	390-13.4
Total	109-63	365-722	.506	0-0	.000	320-465	.688	580-5.3	41	17	109	1050-9.6

Cassandra Wimes (1994-99) - 1,034

YR	GP-GS	FG-FGA	PCT	3P-3PA	PCT	FT-FTA	PCT	REB-AVG	A	BS	S	PTS-AVG
1994-95	26-7	51-113	.451	0-0	.000	69-99	.697	122-4.7	6	3	26	171-6.6
1995-96	26-23	110-195	.564	0-0	.000	84-126	.667	173-6.7	13	7	34	304-11.7
1996-97	DNP											
1997-98	24-13	82-202	.406	21-62	.339	37-47	.787	67-2.8	23	5	36	222-9.3
1998-99	29-29	128-336	.381	23-80	.288	58-82	.707	106-3.7	51	8	47	337-11.6
Total	105-72	371-846	.439	44-142	.310	248-354	.701	468-4.5	93	23	143	1034-9.8

Meghan Saake (1999-03) - 1,030

YR	GP-GS	FG-FGA	PCT	3P-3PA	PCT	FT-FTA	PCT	REB-AVG	A	BS	S	PTS-AVG
1999-00	29-29	85-250	.340	2-19	.105	22-55	.400	115-4.0	71	18	49	194-6.7
2000-01	27-27	62-186	.343	5-28	.179	44-70	.618	120-4.5	99	16	74	173-6.6
2001-02	31-31	139-348	.401	30-94	.322	38-50	.760	152-4.9	125	25	121	346-11.2
2002-03	31-31	118-299	.395	30-94	.319	51-67	.761	120-3.9	108	36	114	317-10.2
Total	118-118	404-1083	.373	67-243	.275	160-242	.661	507-4.3	403	95	358	1030-8.7

HURRICANE SPORTS.COM

IN THIS SECTION...

MEDIA INFORMATION

Sports Information Office	150
Media Policies	151
Covering the Hurricanes	152

Always in the spotlight, head coach Katie Meier and the Hurricanes play in front of one of the nation's largest media markets.

2006-07 UNIVERSITY OF MIAMI WOMEN'S BASKETBALL



miami™

PLAYERS
COACHES
UNIVERSITY
THE ACC
OPPONENTS
REVIEW
HISTORY
HONORS
RECORDS
MEDIA

Sports Media Relations

The University of Miami Sports Information Office coordinates all of the media relations activities each of UM's 18 varsity sports programs. The UM Sports Information Office operates under the direction of Assistant Athletic Director for Communication Mark Pray and is comprised of Associate Sports Information Director Sam Henderson (men's basketball, women's golf, men's and women's track, men's and women's cross country) of Assistant Sports Information Directors Jasmine Yearwood (women's volleyball, women's tennis, swimming and diving, rowing), Evan Koch (baseball, football), Rick Korch (football), Scott Moody (women's basketball, women's soccer, men's tennis) and Publications Coordinator Etta Schaller and Staff Associate Jessica Mendoza.

Mailing Address:

University of Miami
Sports Information Office
P.O. Box 248167
Coral Gables, FL 33124

(Overnight):

University of Miami
Sports Information Office
5821 San Amaro Dr.
Coral Gables, FL 33146

Phone:

305-284-3244

Fax:

305-284-2807



Mark Pray
Assistant Athletic Director for Communications

Mark Pray is in his sixth year as Assistant Athletic Director for Communications at the University of Miami. Pray oversees the athletic department's sports media relations efforts, as well as

serving as the primary liaison with the department's broadcast partners.

Pray came to Miami in 2001, after serving four years as Director of Media Relations for the WNBA (Women's National Basketball Association) and most recently as Director of Communications Projects for the NBA. In 1988, Pray was named as the first Director of Media Relations for the Miami Heat, a position he held until being promoted to Vice President for Communications in 1995. In his capacity as V.P. for Communications, Pray oversaw the Heat's media & community relations and broadcast departments. Pray received an undergraduate degree in journalism from Kansas State and a master's degree in sports administration from Ohio University.



Scott Moody
Assistant Sports Information Director

Scott Moody is in his fourth year at the University of Miami and in his second year as an Assistant Sports Information Director at UM. Moody coordinates all of the media relations activities for the UM

women's basketball, women's soccer and men's tennis teams.

Moody came to Miami in July of 2003, serving as an intern in the UM Sports Information Office where he handled the media relations responsibilities for the UM women's volleyball, women's rowing, swimming and diving and men's tennis teams during the 2003-04 season.

A native of Dillon, S.C. he earned a bachelor's degree in sports and entertainment management from the University of South Carolina in 2004. While at USC, he also served as student assistant in the USC Sports Information Office.



Sam Henderson
Associate Sports Information Director

Men's Basketball, Women's Golf, Men's and Women's Cross Country, Men's and Women's Track and Field



Rick Korch
Sports Information Director for Football

Football



Evan Koch
Assistant Sports Information Director

Football, Baseball



Jasmine Yearwood
Assistant Sports Information Director

Volleyball, Women's Tennis, Swimming and Diving, Rowing



Etta Schaller
Publications Coordinator



Jessica Mendoza
Staff Associate

Media Policies

Media Policies Interview Policies

Head coach Katie Meier and players are normally available prior to the start of practice and following the conclusion of practice. No player interviews will be granted on gamedays. Phone interviews for out-of-town media can also be arranged. All interview request should be made one (1) day in advance and should be directed to the University of Miami Sports Information Office and Assistant Sports Information Director Scott Moody (smoody@miami.edu) at 305-284-3236.

Covering Practice

Accredited media may attend selected practices for the University of Miami women's basketball program. Members of the media must schedule to attend practice through the University of Miami Sports Information Office and Assistant Sports Information Director Scott Moody (smoody@miami.edu) at 305-284-3236.

Press Releases

The University of Miami Sports Information sends out regular updated press releases on the UM women's basketball team via email. Any accredited media members may be added to the press release distribution list by contacting the University of Miami Sports Information Office and Assistant Sports Information Director Scott Moody (smoody@miami.edu) at 305-284-3236.

Gameday Information Gameday Services

The University of Miami Sports Information Office will provide gameday notes, pre-game statistics and programs prior to the start of each women's basketball game. First half statistics and play-by-play analysis will be distributed following the conclusion of the first half and final game statistics and complete play-by-play analysis will be distributed at the end of the game. The UM Sports Information Office will also help fulfill any post-game coach and player requests.

Credentials

Credentials for UM women's basketball games are to be used by working media only and should be requested via phone call, email or fax at least one week in advance. All request should be directed to Assistant Sports Information Director Scott Moody (smoody@miami.edu) at 305-284-3236. The University of Miami Sports Information Office reserves the right to refuse any credential request deemed not to be in the best interest of the University.

Parking

Media parking for all home games is available at no charge in the Ponce de Leon Parking Garage located on the corner of Dickinson Drive and Ponce de Leon Boulevard.

Media Accommodations

Media for all UM home games will be seated behind the basket in the south-west section of the Convocation Center. Gameday notes, programs and statistics along with media work areas are located in the media work room on the south-west side of the arena. Meals will be provided for a charge approximately 90 minutes prior to tip-off. The media work room will be open prior to the start of each game, at halftime and at the conclusion of each game.

Telephones

The University of Miami Sports Information Office will provide six (6) complementary phone lines available for media use in the Convocation Center Media Work Room. However, complementary phone lines are available on a first-come, first-serve basis so it is recommended that media with deadline concerns order phone lines. To order phone lines, contact Valeria Henderson with Global Spectrum at 305-284-8244.

Radio Information

Seating for radio broadcast for all UM home games is available on the north-west side of the floor at the Convocation Center. One (1) phone line will be provided free of charge for all visiting radio networks as designated by opposing sports information offices. All additional phone lines must be ordered through Valeria Henderson with Global Spectrum at 305-284-8244.

Post-Game Interviews

Head coach Katie Meier and selected University of Miami women's basketball players will be available for interview in the media work room following a brief "cooling off" period with the conclusion of each home game. Coaches and players from each opposing team will also be available for post-game interviews. All post-game interviews will be coordinated with the University of Miami Sports Information Office.

ACC Media Services ACC Media Relations

The ACC Media Relations Office offers a side array of services to the media, fans and members institutions. For more information on these services please contact the ACC Media Relations Office at 336-854-6062.

TheACC.com

The Atlantic Coast Conference official web site can be accessed by visiting www.theacc.com. Information is updated with new material daily. Links to each of the ACC schools' official athletic websites are also located on this site. TheACC.com will have an updated basketball release each afternoon following the day of a game. The ACC Player and Rookie of the Week will be posted on Monday afternoons.

Coaches Teleconference

The 12 ACC basketball coaches will be featured on a total of four teleconferences. There will be a replay of each teleconference on www.theacc.com. The media telephone number is (913) 981-5572. Miami head coach Katie Meier will be featured on the following dates:

Tuesday, October 24

10:00-10:10	Cathy Inglesse, Boston College
10:10-10:20	Cristy McKinney, Clemson
10:20-10:30	Gail Goestenkers, Duke
10:30-10:40	Sue Semrau, Florida State
10:40-10:50	MaChelle Joseph, Georgia Tech
10:50-11:00	Brenda Frese, Maryland
11:00-11:10	Katie Meier, Miami
11:10-11:20	Sylvia Hatchell, North Carolina
11:20-11:30	Kay Yow, NC State
11:30-11:40	Debbie Ryan, Virginia
11:40-11:50	Beth Dunkenberger, Virginia Tech
11:50-12:00	Mike Petersen, Wake Forest

Tuesday, December 12

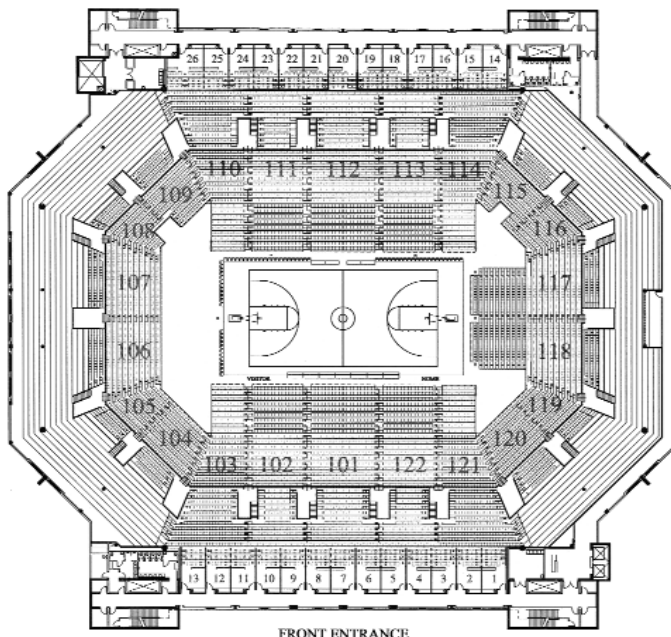
10:00-10:08	Cathy Inglesse, Boston College
10:08-10:16	Cristy McKinney, Clemson
10:16-10:24	Gail Goestenkers, Duke
10:24-10:32	Sue Semrau, Florida State
10:32-10:40	MaChelle Joseph, Georgia Tech
10:40-10:48	Brenda Frese, Maryland
10:48-10:56	Katie Meier, Miami
10:56-11:04	Sylvia Hatchell, North Carolina
11:04-11:12	Kay Yow, NC State
11:12-11:20	Debbie Ryan, Virginia
11:20-11:28	Beth Dunkenberger, Virginia Tech
11:28-11:36	Mike Petersen, Wake Forest

Tuesday, January 16

10:00-10:08	Cathy Inglesse, Boston College
10:08-10:16	Cristy McKinney, Clemson
10:16-10:24	Gail Goestenkers, Duke
10:24-10:32	Sue Semrau, Florida State
10:32-10:40	MaChelle Joseph, Georgia Tech
10:40-10:48	Brenda Frese, Maryland
10:48-10:56	Katie Meier, Miami
10:56-11:04	Sylvia Hatchell, North Carolina
11:04-11:12	Kay Yow, NC State
11:12-11:20	Debbie Ryan, Virginia
11:20-11:28	Beth Dunkenberger, Virginia Tech
11:28-11:36	Mike Petersen, Wake Forest

Tuesday, February 27

10:00-10:08	Katie Meier, Miami
10:08-10:16	Sylvia Hatchell, North Carolina
10:16-10:24	Kay Yow, NC State
10:24-10:32	Debbie Ryan, Virginia
10:32-10:40	Beth Dunkenberger, Virginia Tech
10:40-10:48	Mike Petersen, Wake Forest



Covering the Hurricanes

Television Coverage

As a member of the Atlantic Coast Conference, the University of Miami is featured in one of the largest women's basketball television packages in the country in the ACC's Regional Sports Network (RSN), consisting of FOX Sports South (FSN), SUN Sports (SUN) and Comcast Sports Southeast (CSS).

This season the Hurricanes are schedule to appear RSN four times during the course of the 2005-06 campaign.

The Hurricanes will also appear on ESPN2 during the 2006-07, taking on ACC rival Boston College in Chestnut Hill, Mass. on Feb. 11.



The Katie Meier Show

Beginning in January, head coach Katie Meier will be featured on "The Katie Meier Show," a weekly half-hour show with highlights from the previous week, preview of the up-coming schedule and player and coach interviews and features airing on FOX Sports Network.

Radio Broadcast

Every University of Miami women's basketball game is carried live on WVUM (90.5 FM), the University's student radio station which can be heard throughout Dade county. Games carried by "The Voice" can also be heard live on the web at www.wvum.org.



Hurricane Hotline

Throughout the season head coach Katie Meier will be featured on WQAM's (560 AM) "Hurricane Hotline", a one-hour call-in radio show focusing on University of Miami athletics. Hurricane Hotline is hosted by Joe Zagacki.



Local Newspapers

Coral Gables Gazette
P.O. Box 143667
Coral Gables, FL 33114
(305) 460-9010
(305) 460-9020 fax

El Nuevo Herald
One Herald Plaza
Miami, FL 33132
(305) 376-3549
(305) 376-2234 fax

South Florida Sun-Sentinel
200 East Las Olas Blvd.
Fort Lauderdale, FL 33301
(954) 356-4635
(954) 356-4566 fax

Miami Herald
One Herald Plaza
Miami, FL 33132
(305) 376-2387
(305) 376-2295 (fax)

Palm Beach Post
2751 S. Dixie Hwy
West Palm Beach, FL 33405
(561) 820-4440
(561) 820-4481 (fax)

Local Television

WFOR Channel 4 (CBS)
8900 NW 18 Terrace
Miami, FL 33172
(305) 639-4516
(305) 639-4688 fax

WPLG Channel 10 (ABC)
3900 Biscayne Blvd.
Miami, FL 33137
(305) 325-2485
(305) 325-2480 fax

WSVN Channel 7 (FOX)
1401 79 St. Causeway
Miami, FL 33141
(305) 795-2719
(305) 795-2746 fax

WTVJ Channel 6 (NBC)
15000 SW 27 St.
Miramar, FL 33027
(954) 622-6350
(954) 622-6107 fax

WLTU Channel 23 (Univision)
9405 NW 41 St.
Miami, FL 33178
(305) 471-4234
(305) 471-4236 fax

WSCV Channel 51 (Telemundo)
15000 SW 27 St.
Miramar, FL 33027
954-622-7676
954-622-6107 fax

FOX Sports Net Florida
1550 Sawgrass Corporate Parkway, Suite 350
Sunrise, FL 33323
(954) 845-9994
(954) 845-0620 fax

Local Radio

WQAM (560 AM)
20295 NW 2nd Ave
Miami, FL 33169
(305) 653-6796
(305) 650-0181

Wire Services
Associated Press
9100 NW 36 St.
Suite 104
Miami, FL 33178
(305) 594-5825
(305) 594-9265 fax

Reuters 777
Brickell Ave.
Suite 700
Miami, FL 33131
(305) 374-5013
(305) 358-6317 fax

UM Related Media & UM Student Media

CaneSport
www.canesport.com
2525 Embassy Drive South
Suite 7
Cooper City, FL 33026
(954) 432-3211
(954) 432-5504 fax

CanesTime Magazine
www.canestime.com
Citadel Publishing
P.O. Box 284
Chagrin Falls, OH 44022
(924) 321-1770

Accord Productions
2140 South Dixie Highway
Suite 301
Miami, Florida 33123
(305) 856-1245
(305) 856-9101 fax

The Miami Hurricane
University Center
P.O. Box 248132
Coral Gables, FL 33124
(305) 284-2016
(305) 284-4404 fax

UMTV
Cable Studio Building
P.O. Box 248127
Coral Gables, FL 33124
(305) 284-8688
(305) 284-5226 fax

WVUM
1306 Stanford Dr.
(UC 110)
P.O. Box 248191
Coral Gables, FL 33124
(305) 284-3131
(305) 284-3132 fax