



Table of Contents

Sports Information

5821 San Amaro Drive
Coral Gables, FL 33146
Office Phone: (305) 284-3244
FAX: (305) 284-2807

Sports Information Staff

Scott Moody . . . Women's Basketball Contact
Office: (305) 284-3236
Cell: (305) 431-1874
E-mail: smoody@miami.edu
Website: www.hurricanesports.com
Mark Pray Asst. A.D./Communications
Home: (305) 324-0199
Sam Henderson Assistant SID
Josh Maxson Assistant SID
Elaine Cardenas Assistant SID
Etta Schaller Publications Coordinator
Debbie Foley Administrative Assistant
Carol Recicar Administrative Assistant

The 2004-05 University of Miami Women's Basketball Media Guide was published by the University of Miami. Sports Information Office. Copyright © 2004.

Editor: Kiersten Coleman and Scott Moody

Cover Design: Scott Moody and Etta Schaller

Design: Etta Schaller

Contributors: Alumni Relations, Greater Miami Chamber of Commerce, Kiersten Coleman, Sam Henderson, Allyson Hunt, Josh Maxson, Mark Pray, Debbie Foley, Connie Mack, Carol Recicar, Allyson Hunt and Shanequa Cannon.

Printing: American Lithographers, Inc.

Photography: J.C. Ridley, Larry Levanti, Marc Hagemeyer, William Lai, Steve Smith, Etta Schaller, Jeff Anderson, Al Messerschmidt, Rhona Wise, Steve Murphy, Lloyd Murphy, Rudy Winston, Mike Jula, Dave Bergman, Raul Zarranz, Bob Stowell, Jerry Wachter, Hector Sierra, Scott B.Smith, Jorge Perez, University Relations, Metro-Dade County Department of Tourism, Opponent SIDs

Coaching Staff

Head Coach: Ferne Labati
(E. Stroudsburg, 1967)
Record at school: 290-179 (16)
Career record: 426-301 (25)
Associate Head Coach: Robin Harmony
(Miami, 1984)
Assistant Coaches: Meghan Burke
(St. John's, 1996)
Jackie Moore
(Armstrong State College, 1991)
Video Coordinator: Laz Fernandez
Administrative Asst.: L. Nicole Johnson
Staff Associate: Karen Taylor

2003-2004

Overall Record: 22-7
Conference record: 11-5
Conference finish: 4th, BIG EAST

2004-2005

Letterwinners Returning/Lost: 8/4
Starters Returning/Lost: 3/2
Newcomers: 5

Quick Facts 2
Roster 3
Schedule 4
Geographic Roster 5
Season Outlook 6-8
Mission Statement 9
President Shalala 10
Paul Dee 11

13 Coaches

Coach Labati 14-17
Coach Harmony 18-19
Coach Burke 20
Coach Moore 21
Adm. Asst. L. Nicole Johnson . . 22
Video Coordinator
Laz Fernandez
Support Staff 23

25 Players

Amy Audibert 26-27
Imani Dhahabu 28-29
Katie Hayek 30-31
Tamara James 32-33
Sandra Jansson 34-35
Melissa Knight 36-37
Tatjana Marincic 38-39
Yalonda McCormick 40-41
Fallon Phanord 42-43
Marianne Curtis 44
Selena Eskinazi-Budge 45
Albrey Grimsley 46
Lamese James 47
JoJuana Jones 48

49 Miami Divider

University of Miami 50-51
Administration 52-53
Academics 54-57
Compliance 58
Community 59
Athletic Training 60
Strength & Conditioning 61
Traditions 62
Cheerleaders & Sunsets 63
Distinguished Alumni 64
Miami: Where the Heat is On . . 65
The Convocation Center 66-67
Facilities 65

69 ACC

Tradition of Excellence 70
Commissioner John Swafford . . 71
2004-05 Composite Schedule 72-73
2004-05 ACC Championships . 74
ACC Awards and Results 75

77

Postseason

Tournament Teams 78-79
Postseason Tournament/ 80
Awards

81

Opponents

Gardner Webb/UCLA/TCU 82
Hartford/Oregon 83
LIU/UMES/George Mason 84
FIU/Texas Tech 85
UCF/Montana 86
Fairfield/Loyola Marymount/
Hofstra 87
Coppin State/FSU 88
Wake Forest/UNC 89
NC State/Georgia Tech 90
Clemson/Duke 91
Virginia Tech/Virginia 92
Maryland 93

95 Review

2003-04 Review 96
2003-04 Schedule & Results . . 97
BIG EAST Standings 98
2003-04 Statistics 99
2003-04 Team Game-by-Game . 100
2003-04 Points-Rebounds-Assists 101
2003-04 Superlatives 102
2003-04 Category Leaders . . 103
2003-04 Award Winners 104
2003-04 Season Recaps 105-119
and Boxscores
2003-04 Individual Stats. 120-124

125 History

UM History 1972-04 . . . 126-133
Hurricane Lettermen . . . 134-135
1,000 Point Scorers . . . 136-137
Hurricane Hall of Fame 138
Retired Jersey/All-American . . 139
Hurricanes in the Pros 140

141 Records

Team Records 142
(Game and Season)
Single Game Leaders . . . 143-144
Single Season Records . . 145-146
Individual Career Records 147-149
Head Coach Results/Records 150
Year by Year Results . . . 151-156
All-Time Series Results . . 157-160

161 Media

Covering the Hurricanes . 162-163
Media Outlets 164-65
Hotels and Transportation . . 166
South Florida Map 167
Campus Map 168

Quick Facts

Hurricane Quick Facts

Location Coral Gables, Florida
 Founded 1926
 Enrollment 15,248
 Mascot/Nickname Sebastian the Ibis/Hurricanes
 Colors Orange, Green and White
 Arena/Gym The Convocation Center (7,000)
 Conference ACC
 President Dr. Donna E. Shalala
 Athletic Director Paul Dee

Senior Athletic Staff

Faculty Athletics Representative Dr. Clyde McCoy
 Senior Associate Athletic Director/Chief Financial Officer Wayne Roberts
 Associate Athletic Director for Internal Operations Connie Nickel
 & Senior Women's Administrator
 Associate Athletic Director for Community Relations Roger Bell
 Associate Director of Athletics for External Operations Ross Bjork
 Associate Athletic Director for Internal Services Penni Key
 Assistant Athletic Director for Compliance Tony Hernandez
 Associate Athletic Director for Academic Services David Wyman
 Assistant Athletic Director for Business Operations Dawn Reynolds
 Assistant Athletic Director for Communications Mark Pray
 Assistant Athletic Director for Facilities Stephen Nebrat
 Procurement & Systems Administration
 Assistant Athletic Director for Operations & Travel David Scott
 Assistant Athletic Director for Ticket Operations Stacey Bunting

Coaching Staff

Head Coach: Ferne Labati (East Stroudsburg, '67)
 Record at school: 290-179, 16 seasons
 Career record: 426-301, 25 seasons
 Office Phone: (305) 284-5802
 Associate Head Coach: Robin Harmony (Miami, '84)
 Assistant Coaches: Meghan Burke (St. John's, '96)
 Jackie Moore (Armstrong State College, '91)

Support Staff

Video Coordinator: Laz Fernandez
 Administrative Asst. L. Nicole Johnson
 Staff Associate: Karen Taylor
 Athletic Trainer Kysha Harriell
 G. A. Trainer Brian Hart
 Strength & Conditioning Coach Lisa Ciaravella

Team Information

Overall record last season 22-7
 Conference record 11-5, 4th BIG EAST
 Final ranking NA
 Starters returning/lost 3/2
 Letterwinners returning/lost 8/4
 Newcomers 5

Athletic Department Directory

Athletic Director (305) 284-2689
 Hurricane Club (305) 284-6699
 Ticket Office (305) 284-CANES
 1-800-GO-CANES
 Academics (305) 284-3243
 Business/Finance (305) 284-2362
 Community Relations (305) 284-4609
 Compliance (305) 284-2416
 Development (305) 284-6699
 Equipment Room (305) 284-5173
 Events (305) 284-2651
 Hall of Fame Building (305) 284-2775
 Internal Operations (305) 284-3022
 Marketing & Promotions (305) 284-2400
 Operations & Travel (305) 284-2892
 Sports Information (305) 284-3244
 Corporate Sponsors (305) 284-4808
 Ticket Sales 1-800-GO-CANES
 Training Room (305) 284-4131
 Video (305) 284-2163
 Weight Room (305) 284-5260

Intercollegiate Sports (Head Coach)

Baseball (Jim Morris) (305) 284-4171
 Basketball - Men's (Frank Haith) (305) 284-2680
 Basketball - Women's (Ferne Labati) (305) 284-5802
 Rowing Women's (Debra Morgan) (305) 284-3811
 Diving (Randy Ableman) (305) 284-3639
 Football (Larry Coker) (305) 284-2674
 Golf - Women's (Lela Cannon) (305) 284-3822
 Soccer - Women's (Tricia Taliaferro) (305) 284-3640
 Swimming - Women's (Mariusz Podkosielyny) (305) 284-3593
 Tennis - Men's (Mario Rincon) (305) 284-4166
 Tennis - Women's (Paige Yaroshuk-Tews) (305) 284-5174
 Track & Cross Country - Men's (Mike Ward) (305) 284-3821
 Track & Cross Country - Women's (Amy Deem) (305) 284-5029
 Volleyball - Women's (Nicole Lantagne Welch) (305) 284-5765

UM on the Internet

HURRICANESPORTS.COM



2004-2005 Miami Roster

ALPHABETICAL ROSTER

| No. | Name | Class | Position | Height | Hometown/Previous School |
|-----|-----------------------|-------|----------|--------|--|
| 00 | Amy Audibert | So. | F/C | 6-3 | Niagara Falls, Ontario/A.N. Myer |
| 33 | Marianne Curtis | Fr. | G | 5-8 | Miami, Fla./Miami Sunset HS |
| 05 | Imani Dhahabu | So. | F/C | 6-2 | Vallejo, Calif./Salesian |
| 30 | Selena Eskinazi-Budge | Fr. | G | 5-9 | Beachwood, Ohio/Beachwood HS |
| 20 | Albrey Grimsley | Fr. | G | 5-9 | Fort Pierce, Fla./Centennial HS |
| 40 | Katie Hayek | Jr. | G | 5-9 | Lancaster, Pa./Lancaster Catholic |
| 04 | Lamese James | Fr. | G/F | 6-1 | Dania, Fla./South Broward/Patterson School |
| 02 | Tamara James | Jr. | G/F | 5-10 | Dania, Fla./South Broward |
| 21 | Sandra Jansson | So. | G | 5-6 | Sodertalje, Sweden/Vastergards Gymnasiet |
| 50 | JoJuana Jones | Fr. | F | 6-1 | Newport News, Va./Menchville HS |
| 03 | Melissa Knight | Sr. | F | 5-11 | Philadelphia, Pa./William Penn Charter |
| 01 | Tatjana Marincic | Jr. | G/F | 6-2 | Mississauga, Ontario/T.L. Kennedy |
| 10 | Yalonda McCormick | Sr. | G | 5-8 | Miami, Fla./Monsignor Pace |
| 22 | Fallon Phanord | Sr. | G | 5-9 | Miami, Fla./Dr. Michael M. Krop |

NUMERICAL ROSTER

| No. | Name | Class | Position | Height | Hometown/Previous School |
|-----|-----------------------|-------|----------|--------|--|
| 00 | Amy Audibert | So. | F/C | 6-3 | Niagara Falls, Ontario/A.N. Myer |
| 01 | Tatjana Marincic | Jr. | G/F | 6-2 | Mississauga, Ontario/T.L. Kennedy |
| 02 | Tamara James | Jr. | G/F | 5-10 | Dania, Fla./South Broward |
| 03 | Melissa Knight | Sr. | F | 5-11 | Philadelphia, Pa./William Penn Charter |
| 04 | Lamese James | Fr. | G/F | 6-1 | Dania, Fla./South Broward/Patterson School |
| 05 | Imani Dhahabu | So. | F/C | 6-2 | Vallejo, Calif./Salesian |
| 10 | Yalonda McCormick | Sr. | G | 5-8 | Miami, Fla./Monsignor Pace |
| 20 | Albrey Grimsley | Fr. | G | 5-9 | Fort Pierce, Fla./Centennial HS |
| 21 | Sandra Jansson | So. | G | 5-6 | Sodertalje, Sweden/Vastergards Gymnasiet |
| 22 | Fallon Phanord | Sr. | G | 5-9 | Miami, Fla./Dr. Michael M. Krop |
| 30 | Selena Eskinazi-Budge | Fr. | G | 5-9 | Beachwood, Ohio/Beachwood HS |
| 33 | Marianne Curtis | Fr. | G | 5-8 | Miami, Fla./Miami Sunset HS |
| 40 | Katie Hayek | Jr. | G | 5-9 | Lancaster, Pa./Lancaster Catholic |
| 50 | JoJuana Jones | Fr. | F | 6-1 | Newport News, Va./Menchville HS |

Head Coach: Ferne Labati (17th season/East Stroudsburg '67)

Associate Head Coach: Robin Harmony (19th season/Miami '84)

Assistant Coach: Meghan Burke (2nd season/St. John's '96)

Assistant Coach: Jackie Moore (2nd season/Armstrong State College '91)

Administrative Assistant: L. Nicole Johnson (4th season/Barry '00)

Trainer: Kysha Harriell (8th season/Pittsburgh '96)

Video Coordinator: Laz Fernandez (1st season/Taylor '02)

Pronunciations

| | |
|-------------------------|---------------------------|
| Amy Audibert | Awe-da-burt |
| Imani Dhahabu | Duh-ha-boo |
| Selena Eskinazi-Budge | es-KA-NA-zee - Budge |
| Albrey Grimsley | ALL-bre |
| Sandra Jansson | Janson |
| Lamese James | La-meece |
| JoJuana Jones | JO-wana |
| Fallon Phanord | FA-nord |
| Katie Hayek | Hey-eck |
| Tatjana Marincic | tot-TE-yana Ma'ren-CHEECH |
| Head Coach Ferne Labati | FURN luh-BOT-te |

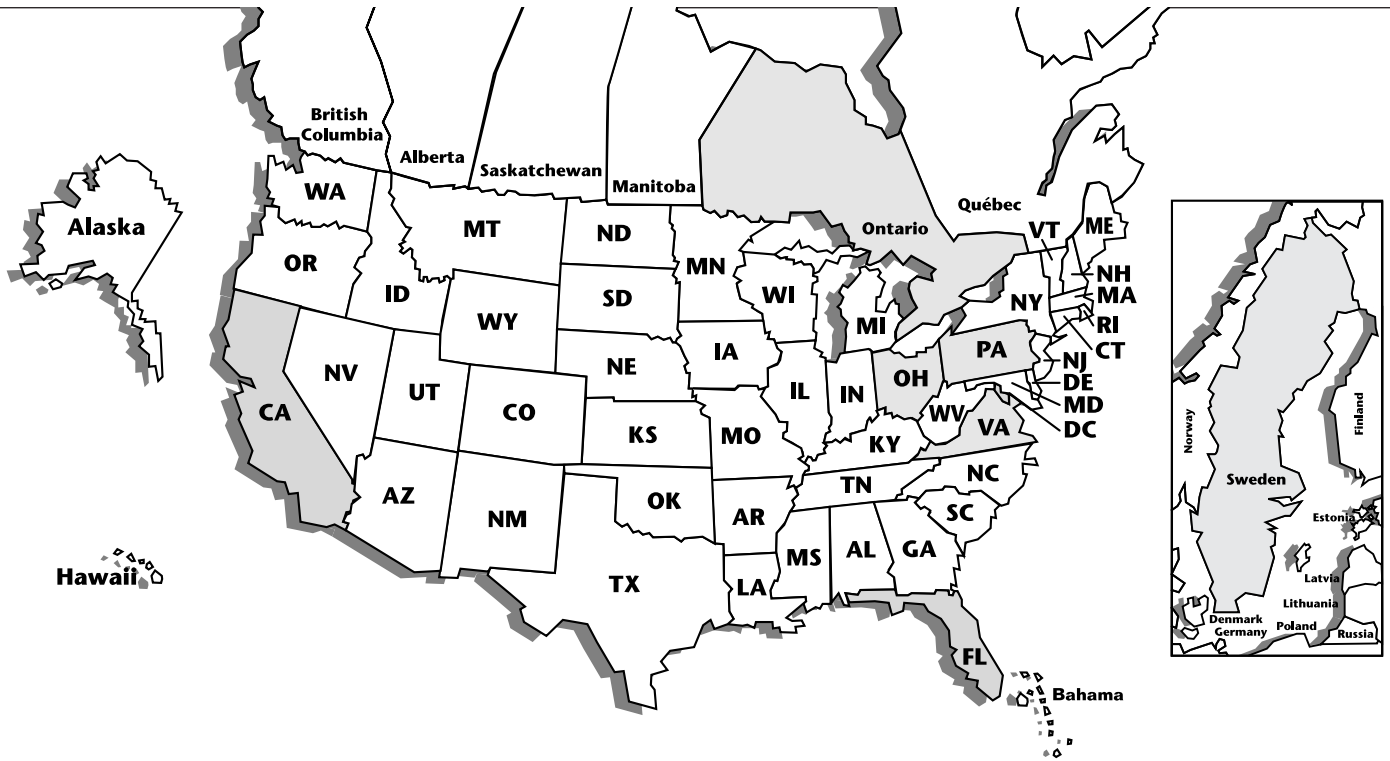
2004-2005 Miami Schedule

| Date | Day | Opponent | Time | Location |
|------------------------------|--------|------------------------------------|-------------|----------------------|
| November | | | | |
| 3 | Wed. | Miami Suns (Exhibition) | 7 p.m. | Coral Gables, Fla. |
| 13 | Sat. | Premier Players (Exhibition) | 7 p.m. | Coral Gables, Fla. |
| Miami Jam | | | | |
| 19 | Fri. | UCLA vs. TCU | 5 p.m. | Coral Gables, Fla. |
| 19 | Fri. | Gardner Webb | 7 p.m. | Coral Gables, Fla. |
| 21 | Sun. | Consolation/Championship game | Noon/2 p.m. | Coral Gables, Fla. |
| 23 | Tues. | at Hartford | 7 p.m. | West Hartford, Conn. |
| at LIU Turkey Classic | | | | |
| 26 | Fri. | vs. Oregon | 4 p.m. | Brooklyn, N.Y. |
| 27 | Sat. | Long Island/Maryland-Eastern Shore | 2/4 p.m. | Brooklyn, N.Y. |
| 30 | Tues. | at George Mason | 7 p.m. | Fairfax, Va. |
| December | | | | |
| 4 | Sat. | at Florida International | 7 p.m. | Miami, Fla. |
| 6 | Mon. | at Texas Tech | 7 p.m. CST | Lubbock, Texas |
| 13 | Mon. | UCF | 7 p.m. | Coral Gables, Fla. |
| 20 | Mon. | Montana | 7 p.m. | Coral Gables, Fla. |
| UM Holiday Classic | | | | |
| 28 | Tues. | Loyola Marymount vs. Hofstra | 5 p.m. | Coral Gables, Fla. |
| 28 | Tues. | Fairfield | 7 p.m. | Coral Gables, Fla. |
| 29 | Wed. | Consolation/Championship game | 5/7 p.m. | Coral Gables, Fla. |
| January | | | | |
| 2 | Sun. | Coppin State | Noon | Coral Gables, Fla. |
| 9 | Sun. | at Florida State* (RSN) | 1 p.m. | Tallahassee, Fla. |
| 13 | Thurs. | Wake Forest* | 7 p.m. | Coral Gables, Fla. |
| 17 | Mon. | at North Carolina* (RSN) | 2 p.m. | Chapel Hill, N.C. |
| 20 | Thurs. | at NC State* | 7 p.m. | Raleigh, N.C. |
| 23 | Sun. | Georgia Tech* (RSN) | 4 p.m. | Coral Gables, Fla. |
| 27 | Thurs. | Florida State* | 7 p.m. | Coral Gables, Fla. |
| 30 | Sun. | at Clemson* | 7 p.m. | Clemson, S.C. |
| February | | | | |
| 3 | Thurs. | Duke* | 7 p.m. | Coral Gables, Fla. |
| 6 | Sun. | Virginia Tech* | 4 p.m. | Coral Gables, Fla. |
| 10 | Thurs. | at Virginia* | 7 p.m. | Charlottesville, Va. |
| 14 | Mon. | NC State* (RSN) | 7 p.m. | Coral Gables, Fla. |
| 17 | Thurs. | Maryland* | 7 p.m. | Coral Gables, Fla. |
| 24 | Thurs. | at Duke* | 7 p.m. | Durham, N.C. |
| 27 | Sun. | at Virginia Tech* (RSN) | 1 p.m. | Blacksburg, Va. |

* Notes an ACC Game

RSN - Comcast Sports Net, Fox Sports Net or Sunshine Network televised game

Geographic Roster



Breakdown by Class

Senior (3)

Melissa Knight
Yalonda McCormick
Fallon Phanord

Junior (3)

Katie Hayek
Tamara James
Tatjana Marincic

Sophomore (3)

Amy Audibert
Imani Dhahabu
Sandra Jansson

Freshman (5)

Marianne Curtis
Selena Eskinazi-Budge
Albrey Grimsley
Lamese James
JoJunana Jones

Breakdown by Region

California (1)

Imani Dhahabu Vallejo

Florida (6)

Marianne Curtis Miami
Albrey Grimsley Ft. Pierce
Lamese James Dania
Tamara James Dania
Yalonda McCormick Miami
Fallon Phanord Miami

Ohio (1)

Selena Eskinazi-Budge

Pennsylvania (2)

Katie Hayek Lancaster
Melissa Knight Philadelphia

Virginia (1)

JoJuana Jones Newport News

International (3)

Amy Audibert Canada
Sandra Jansson Sweden
Tatjana Marincic Canada

Breakdown by Position

Guard (7)

Marianne Curtis
Selena Eskinazi-Budge
Albrey Grimsley
Katie Hayek
Sandra Jansson
Yalonda McCormick
Fallon Phanord

Guard/Forward (3)

Lamese James
Tamara James
Tatjana Marincic

Forward (2)

JoJuana Jones
Melissa Knight

Forward/Center (2)

Amy Audibert
Imani Dhahabu

Breakdown by Height

6-3 (1)

Amy Audibert

6-2 (2)

Imani Dhahabu
Tatjana Marincic

6-1 (2)

JoJuana Jones
Lamese James

5-11 (1)

Melissa Knight

5-10 (1)

Tamara James

5-9 (4)

Selena Eskinazi-Budge
Albrey Grimsley
Katie Hayek
Fallon Phanord

5-8 (2)

Marianne Curtis
Yalonda McCormick

5-6 (1)

Sandra Jansson

Season Outlook

Entering her 17th season at the helm of University of Miami women's basketball program, head coach Ferne Labati welcomes back eight returnees, including three starters, from a 2003-04 team that posted one of the most successful seasons in school history. Last season the Hurricanes finished with an overall record of 22-7 while making their sixth NCAA Tournament appearance.

The experience developed from last year's team should prove to be a major asset as Labati, who needs just 10



#00 Amy Audibert

wins to reach 300 on her career at UM, leads this year's edition of the Hurricanes into the tradition-rich Atlantic Coast Conference.

Among those nine returning players are three of the Hurricanes' top scorers from 2003-04, including leading scorer, junior Tamara James.

Along with James, among starters returning for Miami this season will be a pair of seniors in Melissa Knight and Yalonda McCormick. Knight and McCormick both will be relied upon to replace a void filled by the departure of Chanivia Broussard and Shaquana Wilkins, who combined for 26.6 points per game and 14.8 rebounds per game last season.



#01 Tatjana Marincic

Juniors Tatjana Marincic and Katie Hayek should make an even larger impact on this year's team after productive seasons last year along with the rising sophomore class of Amy Audibert, Imani Dhahabu and Sandra Jansson.

The Hurricanes will also look for production from a strong recruiting class that brought in five newcomers who could all see significant playing time this season.

From the Perimeter

Heading the UM backcourt in 2004-05 will be senior point guard Yalonda McCormick. McCormick's resume includes 60 consecutive starts at point dating back to her sophomore campaign in 2001-02 in which she started all 31 games for Miami and was the only player to start all 29 games for the Hurricanes a year ago.

Last season McCormick led the Hurricanes with 5.4 assists per game and 3.2 steals per game and finished the season third on the team in scoring, averaging 12.2 points per game on her way to being named an All-BIG EAST Honorable Mention selection.

Fellow classmate Melissa Knight joins McCormick in the backcourt for


her senior season. Knight started in 28-of-29 games for the Hurricanes in 2003-04, averaging 9.3 points, 4.4 rebounds and 3.5 assists per game.

Junior Tatjana Marincic will also vie for time on the UM perimeter following her sophomore season in which she saw more time than any Hurricane non-starter, averaging 3.0 points and 2.0 rebounds in 25 games.

After seeing action in 18 games as a defensive role player, senior Fallon Phanord should also make a contribution to this year's team after averaging 0.8 rebounds and 0.6 points in 6.2 minutes per game last season.



#02 Tamara James



#03 Melissa Knight



#05 Imani Dhahabu

Following her sophomore season in which she missed the first seven games after hyper extending her knee, Katie Hayek returns for her junior season after averaging 1.0 points per game in 14 games in 2003-04.

Also adding depth to the UM backcourt will be sophomore Sandra Jansson.

In the Paint

Junior forward Tamara James, a 2004 All-BIG EAST First Team selection, returns as Miami's only starter in the paint from a year ago. The All-American candidate led the Hurricanes in scoring in 2003-04, averaging 16.6 points per contest on her way to becoming the 17th player and fourth sophomore in school history to reach 1,000 points on her career.

Not only an inside threat, averaging 4.6 rebounds per game last year, James also adds to the Hurricanes perimeter after leading UM in three-point percentage (.379) last season, connecting on 39-of-103 from behind the line.

Sophomore Imani Dhahabu will be relied upon to replace the departure of Miami's top two rebounders from last season – Shaquana Wilkins and

Chanivia Broussard. Dhahabu played in more games than any other freshman last season, averaging 3.0 points and 2.2 rebounds per game in 21 appearances.

Miami also brings back sophomore Amy Audibert, who posted 1.0 points and 0.5 rebounds per game in just 5.3 minutes per game last season.

Newcomers

The Hurricanes will welcome five newcomers in 2004-05 in Marianne Curtis, Albrey Grimsley, Lamese James, JoJuana Jones and Selena Eskinazi-Budge.

Curtis, a 5-8 guard out of Palmetto High School, adds to the Hurricanes' outside threat. The Miami native was a two-time All-Dade selection, averaging 21.4 points last season at Palmetto.

Grimsley, a 5-9 guard out of St. Lucie West Centennial High School, was a



#22 Fallon Phanord

Florida 5-A Player of the Year her senior season. As a senior at South Broward, she averaged a double-double with 16.7 points and 10.2 rebounds per game and was named to the All-Broward Class 6A-4A Girls' Basketball Team. James spent one year at The Patterson School prior to coming to Miami.

Jones, a 6-1 forward out of Menchville High School, should bolster the Hurricanes interior in 2004-05 after averaging almost 14 points and 12 rebounds for the Monarchs last season. She was the No. 26-ranked forward in the nation by the All-Star Girls Report.

Eskinazi-Budge comes to Miami by way of Beachwood, Ohio. As a four-year starter at Beachwood High School, Eskinazi-Budge set the school record for career points and averaged over 23 points a game during her senior season.



#10 Yolanda McCormick

Class 4A all-state selection as a sophomore and junior, Grimsley averaged 13.1 points and 4.8 assists last season. She is the No. 31-ranked guard in the nation by the All-Star Girls Report.

James, a 6-1 guard/forward out of South Broward High School, was the

Season Outlook

“We are extremely excited about the opportunity to play as members of the Atlantic Coast Conference. Year-in and year-out, the ACC has proven to be one of the best conferences in the country and our schedule is going to put us in a situation to compete with some of the best teams in the nation.”

– Head Coach Ferne Labati



#40 Katie Hayek

The Schedule

The University of Miami’s 2004-05 schedule will feature 16 home games, including two tournaments hosted at the Convocation Center, and four televised games in the Hurricanes’ inaugural season in the Atlantic Coast Conference.

Miami’s 2004-05 slate will include eight teams that advanced to the NCAA Tournament in 2003-04, including defending ACC Champions Duke.

The Hurricanes will also play games in seven different states in 2004-05 as part of a 12-game road tilt.

UM host two exhibition games November 3 and 13, before opening up the season with Gardner Webb November 19 in the opening round of the Miami Jam. The Hurricanes return November 21, playing in either the

championship or consolation game against UCLA or TCU.

Following a November 23 contest with Hartford in West Hartford, Conn., Miami heads to Brooklyn, N.Y. November 26-27 to take part in the LIU Turkey Classic featuring Oregon, Maryland-Eastern Shore and host Long Island.

The Hurricanes take on George Mason November 30 in Fairfax, Va. and open the month of December with cross-town rival Florida International (Dec. 4) at Golden Panther Arena.

Two days later, UM faces a Texas Tech (Dec. 6) team, who finished the 2003-04 season ranked 17th in the ESPN/USA Today Coaches Poll, in Lubbock, Texas.

UM returns to Coral Gables for a home date with Central Florida December 13 and Montana December

20 before taking on Fairfield December 28 in the opening round of the UM Holiday Classic and Loyola or Hofstra the following day to close out the month of December.

The 2004-05 non-conference schedule concludes with a January 2 game with Coppin State.

Miami opens the ACC conference schedule traveling to Tallahassee, Fla. to take on intra-state rival Florida State before games with Wake Forest (Jan. 13), at North Carolina (Jan. 17), at NC State (Jan. 20) and Georgia Tech (Jan. 23).

UM wraps up the season with games against Florida State (Jan. 27), at Clemson (Jan. 30), Duke (Feb. 3), Virginia Tech (Feb. 6), at Virginia (Feb. 10), NC State (Feb. 14), Maryland (Feb. 17), at Duke (Feb. 24) and at Virginia Tech (Feb. 27).

The 2005 ACC Women’s Basketball Championships will take place March 4-7 in Greensboro, N.C.



#21 Sandra Jansson

The University of Miami Athletic Department Mission Statement

The Department of Intercollegiate Athletics of the University of Miami exists that, through its programs, student-athletes have the opportunity to achieve their full potential academically and athletically, and that the University and its constituents benefit from their being represented by students engaged in intercollegiate competition. The University of Miami Department of Intercollegiate Athletics is committed

1. To meet the obligations of the mission of the University of Miami
2. To provide the opportunity for student-athletes to seek and achieve their potential through growth and development academically and athletically
3. To provide through leadership, thoughtful guidance, and quality programs, a positive environment for athletic excellence and achievement while developing leaders in their fields, in the classroom, and for our community
4. To support through its resources the academic objectives of its student-athletes, and to ensure their progress toward the goal of the academic degree which each seeks
5. To provide and support athletic programs at the highest level of competition
6. To recruit student-athletes of academic quality, good character and high athletic ability
7. To comply with the rules and policies of all governing bodies and the University of Miami
8. To provide equitable opportunities regardless of gender, race, or creed
9. To represent the University, its Board of Trustees, administration, faculty, students, staff, alumni and friends appropriately
10. To develop the values of leadership, teamwork, discipline, sportsmanship and integrity among its student-athletes and staff

University of Miami President



Donna E. Shalala University President

Donna E. Shalala became the fifth President of the University of Miami on June 1, 2001. President Shalala is an accomplished scholar, teacher, and administrator whose career has been marked by a variety of leadership positions reflecting her interest in young people. She also is a big sports fan!

Shalala was influenced by her mother, Edna, a former nationally ranked tennis player, while growing up in Cleveland, Ohio. While attending college, she played tennis and still plays a competitive game of doubles. She also enjoys golf, skiing and other outdoor activities.

In 1987 President Shalala, a distinguished political scientist, became the first woman chancellor of a Big Ten university, the University of Wisconsin-Madison. She led what was then the nation's largest public research university, raising more than \$400 million for the endowment, and spearheaded a \$225 million state-private partnership program to renovate and add to the university's research facilities. In 1992 *Business Week* magazine named her one of the top five managers in higher education.

President Shalala's success at Wisconsin was reflected in athletics as well. She hired a new football coach, recruiting Barry Alvarez from Notre Dame. Four years later, Wisconsin won the Big Ten football championship and represented its conference in the Rose Bowl for the first time in 30 years. President Shalala served on the first Knight Commission, a committee to review college athletics, and has served on the board of the National Collegiate Athletic Association Foundation.

In 1993 Shalala was named U.S. Secretary for Health and Human Services (HHS) and served for eight years, becoming the nation's longest-serving HHS Secretary. She was an active member of the Washington, D.C., community, participating in events to benefit the arts including serving as a member of the Kennedy Center Board of Trustees.

In 1999 she spearheaded the United Way campaign for federal employees that raised a record \$44 million for local and national charities. In 2000 she led the official U.S. delegation to the Olympics in Sydney, Australia. At the end of her tenure as HHS Secretary, *The Washington Post* described her as "one of the most successful government managers of modern times."

As president of the University of Miami, President Shalala presides over one of the most successful college athletic programs in the country. The Hurricanes football program consistently ranks in the top of the polls. In 2001 the baseball team won its fourth College World Series and the football team won its fifth national championship. And, in 2003 the men and women's basketball team began play in a new, on-campus facility, the Convocation Center. Other Hurricane sports—from golf to tennis—have also earned national recognition.

For a sports fan like President Shalala, there is no better place to call home than the University of Miami.

Career Highlights

- 2001- President, Professor of Political Science, University of Miami
- 1993-2000 Secretary U.S. Department of Health and Human Services
- 1987-1993 Chancellor University of Wisconsin-Madison
- 1980-1987 President, Hunter College of the City University of New York
- 1977-1980 Assistant Secretary for Policy Development and Research, U.S. Department of Housing and Urban Development
- 1975-1977 Director and Treasurer of the Municipal Assistance Corporation for the City of New York
- 1972-1979 Professor and Chair, Program in Politics and Education, Teachers College, Columbia University
- 1970 Ph.D. Syracuse University
- 1962-1964 U.S. Peace Corps Volunteer, Iran
- 1962 A.B. Western College for Women

2002 ROSE BOWL





Paul Dee Director of Athletics

Paul Dee has served as Director of Athletics since June of 1993. Prior to his appointment, Dee had served the University as its Vice President and General Counsel beginning in 1981.

During his tenure as Director of Athletics, Dee has focused the efforts of the Athletic

Department on four major points of emphasis: 1) the success of its programs; 2) the development of its student-athletes, both athletically and academically; 3) the quality of its staff; 4) improvement of facilities. The department has achieved success in each of these areas.

Program Success

The University of Miami has won three team national championships (Baseball in 1999 and 2001; Football in 2001) during Dee's tenure as Director of Athletics.

Prior to joining the Atlantic Coast Conference on July 1, 2004, Miami was a dominant program in the Big East Conference winning 34 league titles between 1993 and 2004. Included in those league championships were: eight football titles, eight women's tennis titles, seven men's tennis titles, six Big East women's outdoor track and field championships, two women's indoor track and one title in men's basketball, women's basketball and men's swimming and diving.

Under Dee's supervision, the University of Miami Athletic Department has added full scholarship programs in women's soccer, women's volleyball and women's rowing.

Student-Athlete Success

University of Miami student-athletes have continued to achieve academically. UM student-athletes have shown consistent improvement in grade-point average and graduation rates over the last decade.

Perhaps the most successful scholar-athlete of the last decade at UM was football offensive tackle Joaquin Gonzalez, who earned the 2001 HealthSouth Draddy Award (the "Academic Heisman") in addition to earning first-team All-America honors on the field in 2000 and 2001.

Quality of Staff

Miami coaches have been widely recognized by their peers as some of the nation's best. The current UM coaching staff has earned a combined 20 National Coach of the Year honors, including nine by diving coach Randy Ableman, four by baseball coach Jim Morris, three by football coach Larry Coker, two by women's golf coach Lela Cannon, and one by women's basketball coach Ferne Labati.

Improvement and Expansion of Facilities

Since 1993, the University of Miami athletic program has seen an almost complete makeover of its athletic facilities. During that period, Dee has overseen the following facility projects:

- Construction of new football field at Greentree Field
- Construction of Cobb Stadium (track and soccer)
- Renovation of football locker and equipment rooms
- Renovation of the athletic training room
- Renovation of athletic department offices
- Construction of the academic study hall facility
- Construction of the weight training facility
- Construction of the football meeting rooms
- Construction of locker rooms for track, soccer and volleyball
- Construction of Convocation Center for basketball and, looking ahead construction of Alex Rodriguez Park

A Commitment To A Well-Rounded Program

Dee believes intensified fund raising efforts and developing stronger interest in women's sports are vital to ensuring the future success of the Hurricanes' program.

National Influence

During his eleven years as Director of Athletics, Dee has been active in professional activities.

Dee has served on several NCAA Committees, including the Committee on Certification, the Management Council and currently is a member of the Committee on Infractions. In the BIG EAST, Dee has served on the Executive Television Committee and, for two years, was Chair of the BIG EAST Football Conference. Dee will assume new assignments as we enter the ACC.

Before Miami

Before joining the University, Dee was with the Miami law firm of Mershon, Sawyer, Johnston, Dunwoody & Cole and was a law clerk for Chief U.S. District Judge Charles Fulton in Miami. He received his bachelor of arts degree from the University of Florida in 1970 and his master's of education and juris doctor degrees with honors from the University of Miami in 1973 and 1977, respectively.

Dee has a son, Terrance, who practices law in Miami.

ATHLETIC DIRECTOR PAUL DEE



Athletic Director Paul Dee believes intensified fund raising efforts and developing stronger interest in women's sports are vital to ensuring the future success of the Hurricanes program.



XL



TEAM


HOME

MIAMI BASKETBALL

ENGINEERED TO THE
EXACT SPECIFICATIONS OF
CHAMPIONSHIP ATHLETES

**PRACTICE DOESN'T MAKE PERFECT,
IT MAKES CHAMPIONS.**

Hurricane Coaching Staff



Head Coach Ferne Labati (17th Season at Miami)

LABATI-A PROVEN WINNER



Ferne Labati is UM's all-time leader in wins with 290 victories entering the 2004-2005 season.

ALL-AMERICAN-SAVAGE



Coach Labati coached Miami's first All-American and 1992 Sports Illustrated National Player of the Year, Frances Savage.

LABATI IN THE POSTSEASON



Labati enters her 16th season after leading Miami to nine postseason appearances, six in the NCAA tournament and three in the Women's NIT.



The University of Miami women's basketball program has become one of the most consistent programs in the country over the last 16 years. UM's success can be attributed to a woman who has

guided the Hurricanes since 1988.

Labati is full of optimism and enthusiasm and that is why the Hurricanes have become a program with a reputation of winning and of pride throughout the Southeast Region.

As the Hurricanes make their historical debut in the tradition-rich Atlantic Coast Conference, Labati enters this season with great excitement as she returns three starters from last year's club that finished 22-7 overall and advanced to the NCAA Tournament for the second consecutive season.

With her appointment as head women's basketball coach on March 30, 1988, Labati was charged with turning around a program that had three previous seasons of mediocrity.

Highlighting her 16 seasons are nine berths in postseason play, six in the NCAA tournament and three in the Women's NIT. The Hurricanes won back-to-back BIG EAST regular season and tournament titles in 1992 and 1993, while finishing as high as No. 6 nationally. Her 1996 squad earned a share of the BIG EAST 7 division title. Labati herself was named WBCA/Converse Coach of the Year and BIG EAST Coach of the Year in 1992, while top player Frances Savage was Sports Illustrated's national player of the year.

Labati's record at Miami stands at 290-179 (.618) while her overall record in 26 previous seasons as a head coach is 404-294 (.586).

Labati won her 400th career victory with a win over St. John's on Feb. 8, 2003. Labati became the 39th Division I head coach to reach the 400-win mark.

On February 12, 2000 with a win over Providence, Labati reached the 350 career-win plateau. On January 25, 1996, Labati passed former UM head coach Lin Dunn as the all-time leader in coaching wins as the Hurricanes defeated West Virginia, 77-58. With the victory, her 150th as a Hurricane, Labati became only the second men's or women's basketball coach to reach the 150-win plateau at UM along with men's former coach Bruce Hale. On February 2, 1997 Labati became the 59th women's basketball coach in NCAA history to win 300 career games with a 70-56 win over Villanova.

With a 73-64 postseason win over Georgia Tech on March 2, 2002 Labati won her 250th game at Miami, giving her the most victories by a UM head coach. In 2004-05, Labati will look to reach yet another career milestone, needing just 10 wins to reach 300 on her career at Miami.

A Proven Winner

In 1988-89, Labati's first year with the program, she inherited a 14-13 team and coached them to a 21-8 record as an independent. The team went on that season to earn the first NCAA Tournament berth in the history of Hurricanes women's basketball.

In 1989-90, Miami went 25-6, the most successful season in Miami history to that point, which included a berth in the National Women's

"To be a member of the Hurricane family, a woman must demonstrate the habits and the behavior of a winner. Because of the winning tradition at Miami, I want women who will excel not only on the court, but in the classroom and in all phases of life as a student-athlete at Miami. The philosophy of total commitment is one that can lead to success even after a person's college career is over. It is a lesson that can serve someone throughout their life."

—Ferne Labati

Invitation Tournament in Amarillo, TX. Labati has since bettered that record with her 1991-92 team's 30-2 mark.

Miami went 20-10 in 1990-91 and won its first league title when the Hurricanes went 9-3 during their one-year stay in the New South Women's Athletic Conference. The Hurricanes went on to win the NSWAC tournament championship that season as well.

As a new member in the BIG EAST Conference in 1991-92, the Hurricanes would go onto to do what no ever conference team had ever accomplished, a "Dream Season" of sorts.

Head Coach Ferne Labati

Labati's 1991-92 season will always be remembered as the "Dream Season" for Miami women's basketball. She captured both the WBCA/Converse Division I National Coach of the Year and BIG EAST coach of the Year honors as the Hurricanes compiled a 30-2 record, went undefeated (18-0) in league play, won the BIG EAST regular season and tournament titles and advanced to the Sweet Sixteen of the 1992 NCAA Tournament before falling to eventual Final Four participant, Vanderbilt. The loss to the Commodores snapped UM's amazing 30-game win streak which set a school record and was the longest in the nation at the time.

The 1992-93 season brought more of the same as the Hurricanes went 24-7, Labati's fifth 20-win season in her first five seasons at UM. Miami went 15-3 in the BIG EAST earning a share of its second consecutive regular season title and dominated the league's postseason tournament. The Hurricanes went on to win their second consecutive BIG EAST Tournament championship, defeating their opponents by an average of 21 points per game, and earned its third berth to the NCAA Tournament.

After putting up with season ending injuries, hurricanes and tropical storm destruction for four straight seasons, Labati guided her somewhat veteran and youthful team back into the NCAA tournament in 1997-98 and finished among the top three teams in the league. The 1998-99 season marked the sixth season that UM competed in the postseason. With a 15-13 record and an appearance in the BIG EAST tournament quarterfinals, the Hurricanes were chosen to play in the Women's NIT.

The next two seasons marked a time of rebuilding in the Labati era. Miami posted a 14-15 record in 1999-00 and a 13-15 record during the 2000-01 season.

In 2001-02 the Hurricanes went 19-12 overall and 10-6 in the BIG EAST. The 2001-02 season marked the seventh season that UM competed in the postseason. Miami was invited to participate in the WNIT. Miami advanced to the second round.

The 2002-03 season marked one of great success and excitement for the Hurricanes. Miami finished the season 18-13 and made its first appearance in the NCAA Tournament since the 1997-98 season. Miami received an at-large bid into the NCAA's marking the first time in league history the BIG EAST sent seven teams to the 'Big Dance'.

In 2002-03, the Hurricanes also moved into a new home playing in the Convocation Center beginning January 15, 2003.

Last season, Labati's Hurricanes followed up

the success of the previous season with a 12-0 start - the best in school history - on their way to a 22-7 finish and the second consecutive berth in the NCAA Tournament.

Rewards of Success

With the continued growth and achievement for the program come more honors. In February 1993, Labati was inducted into the both the South Jersey Hall of Fame and the Collingswood (NJ) High School Hall of Fame. Just recently, Labati was inducted into the Eastern (NJ) High School Hall of Fame.

The success of Labati's teams on the court and in the classroom did not go unnoticed by the University's administration. On June 21, 1993, Miami Athletic Director Paul Dee awarded Labati with a multi-year contract, the first ever given to a

coach of a women's sport in Miami history.

"This new contract is in recognition of Ferne's tremendous accomplishments as the coach and leader of our women's basketball program," Dee said in the 1993 announcement. "The success achieved by her teams, both on and off the court, contributed greatly to the university's decision."

Recently, Dee extended Coach Labati's contract for five additional seasons.

And though she has gotten the rewards and accolades that come with winning, Labati understands that... "the road to success is always under construction."

In the spring of 1998, Labati was 'tapped' into the University's most prestigious honor society, the 'Iron Arrow' and on April 20, 2004 Labati was inducted into the University of Miami Sports Hall of Fame.

Coaching Experience: 17th Season on UM Staff

- 1988- Head Coach, University of Miami
- 1984-88 Head Coach, Fairleigh Dickinson University
- 1979-84 Head Coach, Trenton State College
- 1977-79 Assistant Coach, Immaculate (PA) College
- 1972-77 Head Coach, Deptford (NJ) High School
- 1967-72 Head Coach, Eastern (NJ) High School

Coaching Honors:

- 2004. WBCA/Russell Athletic Reg I Coach of the Year
- 1992. WBCA/Converse Division I National Coach of the Year
- 1992. BIG EAST Coach of the Year
- 1984. New Jersey Sportswriter's Association Coach of the Year
- 1984. Philadelphia Sportswriter's Association College Coach of the Year
- 1981. New Jersey Sportswriter's Association Coach of the Year

Education:

- 1967. B.S. in Health Administration, East Stroudsburg University.

Personal Data:

- Full Name: Ferne Labati
- Born: June 2, 1945 in Camden, New Jersey

Hurricanes Career Wins Leaders:

1. FERNE LABATI 1988-2004 (16 seasons) 290-179 (.618)
2. Lin Dunn. 1978-87 (9 seasons) 149-119 (.556)
3. Barry Schimmer 1972-75 (3 seasons) 16-15 (.516)
4. Shula Feuer 1975-77 (2 seasons) 16-24 (.400)
5. Ken Patrick 1987-88 (1 season) 14-13 (.519)
6. E. Hutchinson 1977-78 (1 season) 8-8 (.500)

Hurricanes Career Winning Percentage Leaders:

1. FERNE LABATI 1988-2004618 (290-179)
2. Lin Dunn. 1978-87556 (149-119)
3. Ken Patrick 1987-88519 (14-13)
4. Barry Schimmer 1972-75516 (16-15)
5. E. Hutchinson 1977-78500 (8-8)
6. Shula Feuer 1975-77400 (16-24)

Head Coach Ferne Labati

LABATI IN THE COMMUNITY



WNBA President Val Ackerman, University of Miami President Donna E. Shalala, Vice President, Business Development and Chief Staff for the Miami Heat Kim Stone and Head Coach Ferne Labati

FIRST BIG EAST TITLE IN 1991-92

Ferne Labati enjoys her team's first BIG EAST title in 1991-92, finishing undefeated in the league (18-0) and knocking off Connecticut, 56-47, in the BIG EAST Tournament final. Labati would earn National Coach of the Year honors that spring.

Graduation Success

Though the success on the court is impressive, what she has accomplished off the court might serve as her legacy at the University of Miami. In her 16 previous seasons, 45 of 46 student-athletes that have completed their eligibility at Miami have graduated.

Solid Administrator

Having taken both Trenton State College and Fairleigh Dickinson University from sub-.500 seasons to postseason playoff berths before she arrived in Coral Gables, Labati has proven time and time again that she possesses the tools of a fine administrator, coach and recruiter.

Prior to Miami, Labati served as head coach of FDU for four years (1984-88). Three of the four Lady Knight squads recorded 16 or more wins and advanced to postseason play.

Labati first coached at Trenton State (1979-84), leading Trenton State College to the Division III Eastern Regional Championships in 1982 and 1984. She was tabbed the 1983-84 Coach of the Year by the Philadelphia-area sportswriters after a 20-8 campaign. In 1981, The New Jersey Sportswriters named her Coach of the Year after taking Trenton State from a 5-21 record in 1979-80 to a 19-11 record in 1980-81.

Labati is the past president of the New Jersey Basketball Coaches Association (1986) and formally served as a voting member of the USA Today Top 25 Coaches' Poll.

Her coaching career began at Eastern High School in New Jersey, where she coached for five years. Labati then went on to Deptford (NJ) High School prior to joining the college ranks as an assistant at then-national power Immaculata (PA) College for two seasons (1976-78).

Labati attained her Bachelor's degree in Health Administration at East Stroudsburg University in Pennsylvania.



Head Coach Ferne Labati

Labati Accolades

- Named the WBCA/Russell Athletic Region I Coach of the Year in 2004.
- Ferne Labati won her 400th career victory with a win over St. John's on Feb. 8, 2003. Labati became the 39th Division I head coach to reach the 400-win mark.
- National Coach of the Year - 1992
- BIG EAST Coach of the Year - 1992
- Coached Miami's first All-American and Sports Illustrated National Player of the Year, Frances Savage, in 1992.
- Has coached 20 BIG EAST All-Conference performers, six All-Rookie selections, one BIG EAST Rookie of the Year, one BIG EAST Defensive Player of the Year, two BIG EAST Tournament MVP's and nine BIG EAST All-Tournament selections.
- Led Miami to nine postseason appearances
- Recorded first undefeated season (18-0) in BIG EAST history in 1991-92, Miami's first season in the league.
- Led Miami to back-to-back BIG EAST regular season titles (1991-92, 1992-93).
- Led Miami to back-to-back BIG EAST Tournament titles (1992, 1993).
- Led Miami to BIG EAST Division co-championship (1995-96).
- Guided UM to its first NCAA Tournament berth in 1989 and subsequently in 1991-92, 1992-93, 1997-98, 2002-03 and 2003-04.
- Guided UM to the Women's NIT in 1989-90, 1998-99 and 2001-02.
- Is the only UM men's or women's basketball coach to record five-consecutive 20-win seasons.
- Miami's career leader in wins (268) and is the first UM basketball coach, men's or women's to reach 250-win plateau.
- Recorded Miami's first NCAA Tournament win with a 86-72 victory over North Carolina in 1992.
- Her 1991-92 team set school records for most wins (30), fewest losses (2), winning percentage (.993) and longest winning streak (30).
- 1991-92 finished the season ranked No. 6 in the nation.
- Inducted into the University of Miami Sports Hall of Fame - 2004.
- Inducted into the South Jersey Hall of Fame - 1993.
- Inducted into the Collingswood (NJ) High School Hall of Fame.
- Inducted into the Eastern (NJ) High School Hall of Fame.
- Tapped into the University of Miami's 'Iron Arrow' and Golden Key Honor Societies - 1998
- Currently Serves on the director's board for the Miami/Dade County Police Athletic League

LABATI REACHES 400 WIN MARK



Ferne Labati won her 400th career victory over St. John's on Feb. 8, 2003. Labati became the 39th Division I head coach to reach the 400-win mark.

FERNE LABATI'S COACHING RECORD

| | | |
|-----------------------------------|----------------------|-------------|
| at Miami: | 290-179 | .618 |
| 2003-04. | 22-7 | .759 |
| 2002-03. | 18-13 | .580 |
| 2001-02. | 19-12 | .613 |
| 2000-01. | 13-15 | .460 |
| 1999-00. | 14-15 | .483 |
| 1998-99. | 15-14 | .517 |
| 1997-98. | 19-10 | .655 |
| 1996-97. | 15-14 | .517 |
| 1995-96. | 14-13 | .519 |
| 1994-95. | 11-16 | .407 |
| 1993-94. | 10-17 | .370 |
| 1992-93. | 24-7 | .774 |
| 1991-92. | 30-2 | .938 |
| 1990-91. | 20-10 | .667 |
| 1989-90. | 25-6 | .806 |
| 1988-89. | 21-8 | .724 |
| at Fairleigh Dickinson: | 56-61 | .478 |
| 1987-88. | 16-13 | .552 |
| 1986-87. | 17-13 | .567 |
| 1985-86. | 16-14 | .533 |
| 1984-85. | 7-21 | .250 |
| at Trenton State: | 80-61 | .567 |
| 1983-84. | 20-8 | .714 |
| 1982-83. | 18-11 | .621 |
| 1981-82. | 18-10 | .643 |
| 1980-81. | 19-11 | .633 |
| 1979-80. | 5-21 | .192 |
| CAREER TOTAL: | 426-301 | .586 |

GRADUATION SUCCESS



In Labati's 16 seasons, 45 of the 46 student-athletes that have completed their eligibility at Miami have graduated.

Associate Head Coach Robin Harmony (19th Season at Miami)

COACH HARMONY



Robin Harmony enters her 19th season on the Miami staff and her 11th as Associate Head Coach.

ON THE COURT



With her apparent cool, calm and collective demeanor on the bench, Harmony is a valued teacher of the game - both on and off the court.



Associate Head Coach Robin Harmony enters her 19th season on the University of Miami Women's Basketball coaching staff and 17th with Ferne Labati. The 2004-2005 season also marks her

12th as associate head coach.

With her apparent cool, calm and collective demeanor on the bench, Harmony is a valued teacher of the game - both on and off the court. "Robin is not only tremendous with the X's and O's of basketball - she is a great teacher," added Labati. "She's an excellent floor and game coach who has the ability to relate to our players and help them improve from year to year."

Harmony first came to Coral Gables as a student-athlete, playing basketball for former Seattle Storm WNBA coach Lin Dunn from 1980-84. The Hershey, Pa. native was an impact performer all four-years playing at guard and forward. Harmony is still considered to be one of the greatest players to ever wear the orange and green, racking up 1,308 points, 760 rebounds, 314 steals and 445 assists in 125 games.

She was inducted into the UM Sports Hall of Fame on April 14, 1997 for her outstanding athletic achievement at Miami.

Her collegiate career still ranks among the program's all-time best, as she is listed among the top 10 in games played, games started, field goals made, field goals attempted, assists, steals and points. Harmony is the only player in UM men's or women's basketball history to record 1,000 points, 750 rebounds, 400 assists and 300 steals during her career.

One of the longer standing records in the history of Miami women's basketball is most assists in a single game which was established by Harmony during her junior season when she had 14 against cross-town rival Florida International on December 4, 1982.

In her four years as a player, Miami went 76-50, including a 24-15 record her freshman year during 1980-81. The 24 overall wins set a UM single season record which stood until 1989-90 when Miami went 25-6 with Harmony as an assistant coach. The current record is 30 wins from UM's 30-2 "Sweet Sixteen" season in 1991-92 with Harmony as the associate head coach.

In 1984, Harmony received her B.S. in Education and Recreation and then traveled abroad to England as a player/coach for the Avon Cosmetics Basketball Club. Avon would go on to win the league championship with Harmony as the Most Valuable Player.

The Labati/Harmony relationship first began at Fairleigh Dickinson University where Labati was serving as the head coach during the mid-80's. After spending two seasons as an assistant coach under Dunn at Miami, Harmony left for New Jersey and a position on the Labati's Fairleigh Dickinson staff in 1987.

After helping Labati lead the FDU Lady Knights to a 16-13 record and postseason play during the 1987 season, an odd twist of fate soon occurred. Following a mediocre 14-13 season under former UM interim head coach Ken Patrick, Labati was hired as the Hurricanes sixth-ever head coach in March of 1988. Labati then turned around and brought back to UM the former standout player/coach as her top assistant.

As a coach, Harmony keeps everyone on an even keel, and Labati understands her value to the Hurricanes' program.

"I have been extremely lucky to have Robin on my staff," added Labati. "To be successful you need to have talented people around you and she has been instrumental in the success of this program. She is a fun person to have around and great for our program. It's like having another head coach on staff."

Harmony got her first taste of head coaching three seasons ago under less than cheerful circumstances, taking over the first seat on the bench on December 18, 1993, when coach Labati was in New Jersey with her family following the death of her father.

Harmony made her debut a successful one, beating Valparaiso, 77-59 at the Knight Sports Complex. She also coached the team to a 68-47 win over St. John's on January 8, 2000 to currently freeze her career record at a perfect 2-0.

For her efforts over the years, Harmony was presented with the team's Unsung Hero Award in 1992, given annually by the women's basketball program to someone who exemplifies the award's name.

Harmony graduated from Hershey (PA) High School in 1980, where she was a three-year starter and MVP averaging 19 points, 14 rebounds and eight assists her senior season.

Associate Head Coach Robin Harmony

ROBIN HARMONY INDUCTED IN HALL OF FAME 1997



Robin Harmony and her former head coach Lin Dunn at the 1997 University of Miami Athletics Hall of Fame induction.

Coaching Experience:

- 1993- Associate Head Coach, University of Miami
- 1988-93 Assistant Coach, University of Miami
- 1987-88 Assistant Coach, Fairleigh Dickinson University
- 1985-87 Assistant Coach, University of Miami
- 1984-85 Player-Coach, Avon Cosmetics Basketball Club, Northampton, England

Playing Experience:

- 1984-85 Player-Coach, Avon Cosmetics Basketball Club, Northampton, England
- 1980-84 Four-year letterwinner, University of Miami
- 1977-80 Three-year varsity letterwinner, Hershey (PA) High School

Education:

- 1984. B.S. in Education and Recreation, University of Miami

Honors:

- 1997. University of Miami Hall of Fame inductee
- 1992. University of Miami 'Unsung Hero' team award

Personal Data:

- Full Name: Robin Sue Harmony
- Born: October 21, 1961 in Hershey, PA

1992 BIG EAST CHAMPIONSHIP



Robin Harmony lifts the 1992 BIG EAST Championship trophy during postgame ceremonies.

1997 HALL OF FAME



Robin Harmony at her 1997 Hall of Fame induction.

Assistant Coach/Recruiting Coordinator Meghan Burke



Meghan Burke enters her second season as a member of the University of Miami coaching staff. Burke came to Miami prior to the 2003-04 season after serving as an assistant coach at

Eastern Kentucky University for two seasons.

Her responsibilities include serving as recruiting coordinator, overseeing the development of post players, scouting activities, and on the floor coaching.

Burke served as an assistant coach and recruiting coordinator at Eastern Kentucky University. In addition to overseeing recruiting, Burke was responsible for developing post play, preparing opponents scouting reports and served as the offensive coordinator.

In her first season at EKU the Lady Colonels finished with an overall record of 23-8 and a 13-3 mark in Ohio Valley Conference play. EKU was

crowned OVC Champions and advanced to the second round of the WNIT. The Lady Colonels ranked third in the nation with a scoring average of 80.9 points per game.

During the 2002-03 season, the Lady Colonels posted an 18-10 overall record and finished 10-6 in the OHV. The Lady Colonels led the nation in steals averaging 14.3 per contest.

Prior to her stint at Eastern Kentucky she was an assistant coach for three seasons with the University of Kentucky.

During her first two seasons at UK, the Cats put together back-to-back winning seasons and earned a berth to the NCAA tournament for the first time in eight years. Burke's responsibilities included all facets of recruiting, the development of backcourt and frontcourt players, scouting, assistant director of summer basketball camps, director of youth clinics, and frequent speaker throughout the state at elementary schools and youth organizations.

Burke came to UK in July of 1998 from Lynn University in Boca Raton, Fla., where she served as an assistant coach for one year. At Lynn, Burke served as the recruiting coordinator and focused on the improvement of frontcourt players. She also implemented the weight training and conditioning program, and managed team community involvement and the promotion of women's basketball.

Prior to her position at Lynn, Burke worked as a volunteer assistant coach at Southern Connecticut State University, where she was involved in on the floor coaching, aided in the recruiting of student-athletes, acted as a liaison between academic advisor and student-athletes, and coordinated team community service.

Burke was a four-year letterwinner and starting center at St. John's University under then-coach Joe Mullaney, Jr. As a senior captain for the Red Storm, Burke averaged 11.0 points and 6.0 rebounds per game. While at St. John's, Burke was a two-time Big East Academic All Star, a member of the Golden Key National Honor Society, served on the student-athlete advisory board, was a member of the NY Mets Youth Leadership Program, was a recipient of the "St. John's University Senior Leadership Award", and was a finalist for the "St. John's University Woman of Distinction" award.

Burke earned her bachelor's degree in Sports Management from St. John's in 1996. She earned her master's in Physical Education/Sports Management in May 2003 from Eastern Kentucky.

Burke is a native of New Haven, Conn.

Coaching Experience:

- 2003- Assistant Coach/Recruiting Coordinator, University of Miami
- 2001-03 Assistant Coach/Recruiting Coordinator, Eastern Kentucky University
- 1998-01 Assistant Coach, University of Kentucky
- 1997-98 Assistant Coach/Recruiting Coordinator, Lynn University
- 1996-97 Volunteer Assistant, Southern Connecticut State University

Playing Experience:

- 1992-96 Four-year letterwinner, St. John's University
- 1988-92 Four-year letterwinner, (basketball, track & field and volleyball) Sacred Heart Academy, Hamden, Conn.

Education:

- 2003. Masters in Physical Education/Sports Management, Eastern Kentucky University
- 1996. B.S. in Sports Management, St. John's University

Honors:

- 1994-96 BIG EAST Academic All-Star
- 1995-96 Golden Key National Honor Society
- 1994-96 Student-Athlete Advisory Board
- 1992-96 NY Mets Youth Leadership Program
- 1996. Senior Leadership Award

Personal Data:

Full Name Meghan E. Burke

MEGHAN BURKE



The Hurricanes' Recruiting Coordinator, Burke is also involved with floor coaching, scouting, game preparation and overseeing the development of post players.

Assistant Coach Jackie Moore



Jackie Moore is in her second season as an Assistant Coach at Miami. Prior to coming to UM, Moore served as an assistant coach at Boston College during the 2002-03 season.

Her responsibilities include overseeing the development of perimeter players, scouting activities, game preparation and on the floor coaching.

In 2002-03, Moore helped Boston College complete their most successful season in program history. BC advanced to the NCAA Sweet 16 for the first time in school history with an overall record of 22-9.

Prior to her stint at BC, Moore spent three years as an assistant coach at the University of Massachusetts. With the Minutewomen, she assisted in all areas of running a Division I

JACKIE MOORE



Moore's responsibilities include assisting in the recruiting process, overseeing the development of perimeter players, scouting activities, game preparation and on the floor coaching.

women's basketball program.

She was responsible for the team's recruitment of prospective student-athletes, scheduling and scouting opponents and supervision of the team's pre- and post-season conditioning programs.

For six seasons (1993-99), Moore was the head coach at Santa Fe Community College in Gainesville, Florida. During her time there, she was responsible for all administrative and coaching aspects of the Lady Saint women's basketball program.

Before taking the Santa Fe position, Moore served two years (1991-93) as an assistant coach at Armstrong State College in Savannah, Georgia. She started her stint at Armstrong State as a perimeter player. Graduating in 1991, she assumed an assistant coaching position for two seasons.

A 1991 graduate of Armstrong State College, Moore earned a Bachelor of Arts in Psychology. She added a Master of Science degree in health science from Georgia Southern University (1993). She is a native of Panama City, Florida.

Coaching Experience:

- 2003-present . . . Assistant Coach/Recruiting Coordinator, University of Miami
- 2002-03 Assistant Coach, Boston College
- 1999-02 Assistant Coach, University of Massachusetts
- 1993-99 Head Coach, Santa Fe Community College
- 1991-93 Assistant Coach, Armstrong State College
- 1990-91 Student Assistant Coach, Armstrong State College

Playing Experience:

- 1988-90 Two-year letterwinner, Armstrong State College
- 1986-88 Two-year letterwinner, Santa Fe Community College

Education:

- 1993. Masters in Health Science, Georgia Southern University
- 1991. B.A. in Psychology, Armstrong State College

Personal Data:

Full Name Jacqueline Moore

Administrative Assistant L. Nicole Johnson

JOHNSON ON THE COURT



Johnson returns for her fourth season on the Hurricane staff.



L. Nicole Johnson returns for her fourth season as Administrative Assistant on the Hurricane staff.

Johnson's responsibilities include handling team travel, coordinating recruiting

mail outs, overseeing the Her-A-Cane Hoopster Booster Club, compiling and updating the recruiting database, serving as the community service coordinator and Co-Director of the Ferne Labati Girls Basketball Camp.

Johnson was a three-year basketball letterwin-

ner at Barry University. During her senior campaign she led her team to a 22-8 record averaging 11.3 points per game. She averaged 4.1 rebounds and shot a team-high 51.7 percent from the field. She was named Defensive Player of the Year her senior season.

Prior to her stint at Barry University, Johnson was a one-year letterwinner at Howard University where she earned Rookie of the Year honors.

She is a 1995 graduate of Atlantic Community High School. She was a four-year letterwinner for Eagles and named Palm Beach County Sun-Sentinel Player of the Year and Delray Beach Post Player of the Year her senior season.

Daughter of Joe and Lemora Johnson, she is a native of Delray Beach, Florida.

Experience: 4th Season on UM Staff

2001 Administrative Assistant, University of Miami

Playing Experience:

1997-00 Three-year letterwinner, Barry University

1995-96 One-year letterwinner, Howard University

1991-95 Four-year letterwinner, Atlantic Community High School, Delray Beach, Fla.

Education:

2002 Masters in Parks and Recreation Management, Florida International University, Miami Fla.

2000 B.S. in Sport Management, Barry University, Miami Shores Fla.

Honors:

2000 Defensive Player of the Year at Barry University

1995-96 Rookie of the Year honors at Howard University

1995 Palm Beach County Sun-Sentinel Player of the Year

1995 Delray Beach Post Player of the Year

Personal Data:

Full Name Lakilya Nicole Johnson

Born September 27, 1977

Video Coordinator, Laz Fernandez



needs as well as various administrative duties.

Laz Fernandez enters his first season with the University of Miami women's basketball team. As the Hurricanes' video coordinator, Fernandez is responsible for handling UM's video

Prior to coming to Miami, Fernandez spent two seasons at Barry University where he served on the coaching staff, assisting with all aspects of the program including recruiting and coaching in addition to coordinating the team's film exchange program.

At Barry, Fernandez helped lead the Buccaneers to an overall record of 32-24 while finishing first in the country in scoring defense in 2003 with opponents averaging just 53.9 points a game. In 2004, Barry finished third in the country in scoring defense.

Fernandez spent three seasons at Taylor prior to coaching at Barry, serving as a student manager for two seasons and a student assistant coach for one. During his tenure at Taylor, the Trojans amassed an overall record of 61-36 while capturing the Mid-Central Conference regular season championship in 2002 en route to a No. 8 national ranking.

A native of Miami, Fernandez received his bachelor's degree in sports administration from Taylor in 2002 and earned his master's sports management from Barry in 2004.

Hurricane Staff



Linda Britton
Director of Internet Communications



Shunda Brown
Staff Associate



Stacey Bunting
Assistant Athletic Director for Ticket Operations



Brian Cockerham
Assistant Athletic Director/Development



Chris Cohen
Assistant Director of Development



Gary Collins
Assistant Equipment Manager



Stewart Cramer
Coordinator of Video & Computers



Steve DeBardelaben
Team Chaplain



Alex DeGracia
Director of Events



Amy Ferguson
Coordinator of Special Events



Trish Garcia
Travel Coordinator



Glenna Gillentine
Staff Associate



Debbie Hagen
Coordinator of Athletic Medical Insurance & Records



Angela Harris
Assistant Ticket Manager



Susin Hedin
Staff Associate



Brett Huebner
Assistant Director for Business Operations



Timothy Jackson
Assistant Coordinator of Video & Computers



Alex Kelley
Assistant Director for Marketing



Pat Kreger
Director of Annual Giving



Jeremy Lamb
Assistant Ticket Manager




Dorothy Lewis
Assistant Director for Business Operations



M. David Lovell
Director of Marketing



Felicia Martin
Staff Associate



German Munoz
Assistant Equipment Manager



Stephen Nebrat
Asst. AD/Facilities; Procurement & Systems Administration



Ralph Noguera
Assistant Equipment Manager



Bobby Revilla
Head Equipment Manager



Dawn Reynolds
Assistant Athletic Director/Business



Harold Robaina
Director of Major Gifts



Charles Sano
Development Associate



Dick Sapara
Director of Ticket Sales



Corey Schwartz
Assistant Director for Marketing



David Scott
Assistant Athletic Director/Operations & Travel



Dee Strickland
Business Office Coordinator



Karen Taylor
Staff Associate



Dorothy Wehr
Receptionist

Additional Hurricanes Staff

| | |
|-------------------------------|-------|
| University Administration | 10-11 |
| Athletic Administration | 52-53 |
| Athletic Academic Services | 54-55 |
| Athletic NCAA Compliance | 58 |
| Community Relations | 59 |
| Athletic Training | 60 |
| Strength & Conditioning Staff | 61 |
| Sports Information | 162 |



REHYDRATE.
REPLENISH.
REFUEL.TM
REPEAT.

Rehydrating and replenishing champions again and again since 1965.



2004-2005 Hurricanes



Amy Audibert

#00

Career Highs:

Points 4
at Morehead State (11/22/03)

FGM 2
at Morehead State (11/22/03)

FGA 6
at Morehead State (11/22/03)

3-PT FGM 0

3-PT FGA 0

FTM 1
at Syracuse (2/18/04)
vs St. John's (2/10/04)

FTA 2
at Syracuse (2/18/04)
vs St. John's (2/10/04)

Rebounds 6
at Morehead State (11/22/03)

Assists 2
at Syracuse (2/18/04)

Steals 0

Blocks 0

TO 1
vs Dartmouth (12/16/03)
vs Bradley (11/29/03)

Minutes 12
at Morehead State (11/22/03)



As a Freshman in 2003-04:

AAudibert played in nine games as a freshman in 2003-04... Grabbed one rebound in three minutes of action in the win over Providence (3/2/04)...Was one-of-one from the field, one-of-two from the free throw line and grabbed one rebound in three minutes of action in the win over Syracuse (2/18/04)...Played four minutes in the win over St. John's (2/10/04)... Played a season-high 12 minutes in her first collegiate outing at Morehead State (11/22/03), scoring four points and grabbing six rebounds and two assists...Played three minutes in the win over Weber State (11/28/03) and three minutes in the win over Bradley (11/29/03)...Scored two points in three minutes of action in the win over Dartmouth (12/16/03).

High School:

Audibert, a 6-3 post from Niagara Falls, Ontario, was the No. 1 ranked post player in Ontario according to the Ontario Top 50 evaluation service...She averaged 25 points and 15 rebounds per game for A. N. Myer High School... She led her AAU team, which was ranked No. 1 in Ontario, to a 35-8 season and the AAU State Championship title...She was

named to the Toronto Star Provincial All-Star Team...Two-time Niagara Falls Player of the Year...She was team captain and All-Star Classic most valuable player.

Personal:

Enjoys talking to friends and family, listening to music and hang-

ing around with friends...she was an honor roll student throughout her high school career at A.N. Myer.



Audibert's Career Statistics:

| Year | G-GS | Min-Avg | FG-FGA | Pct | 3P-3PA | Pct | FT-FTA | Pct | REBOUNDS | | | | | Pts-Avg | | |
|--------------|------------|---------------|-------------|-------------|------------|-------------|------------|-------------|------------|---------------|------------|----------|----------|----------|----------|---------------|
| | | | | | | | | | Off-Def | Tot-Avg | PF-D | A | TO | | B | S |
| 2003-04 | 9-0 | 33-3.7 | 4-15 | .267 | 0-0 | .000 | 2-6 | .333 | 6-5 | 11-1.2 | 5-0 | 2 | 2 | 0 | 0 | 10-1.1 |
| TOTAL | 9-0 | 33-3.7 | 4-15 | .267 | 0-0 | .000 | 2-6 | .333 | 6-5 | 11-1.2 | 5-0 | 2 | 2 | 0 | 0 | 10-1.1 |



The Audibert File:

What Age I Started Playing Basketball:

Age 10 - My older sister wanted someone to play with and I was in the right place at the right time.

My first impression of Miami:

Can anyone tell me where I can get some oxygen?

My favorite athlete, why?

Shaq - his sheer size and power make him a dominating player that just can't be stopped.

My favorite sports memory?

Winning the AAU State Championship for AWIII with SOBC.

Any superstitions before games:

Read and visualize dad's power statement, pray for strength in regardless whatever the outcome may be.

Imani Dhahabu

#5

Career Highs:

Points **12**
at St. John's (1/3/04)

FGM **6**
at St. John's (1/3/04)

FGA **8**
at St. John's (1/3/04)

3-PT FGM **0**

3-PT FGA **0**

FTM **4**
vs Weber State 911/28/03
vs EKU (11/23/04)
at Morehead State (11/22/03)

FTA **6**
vs EKU (11/23/04)
at Morehead State (11/22/03)

Rebounds **7**
at Morehead State (11/22/03)

Assists **2**
at Providence (1/20/04)

Steals **2**
vs Notre Dame 91/28/04)

Blocks **1**
at Providence (3/2/04)
at Notre Dame (2/25/04)
vs Pittsburgh (1/17/04)
at St. John's (1/3/04)
vs EKU (11/23/03)

TO **2**
vs Notre Dame (1/28/04)
at St. John's (1/3/04)
vs EKU (11/23/03)

Minutes..... **25**
vs Notre Dame 1/28/04)



As a Freshman in 2003-04:

Dhahabu saw action in 21 games in 2003-04...Averaged 3.0 points and 2.2 rebounds per game...Grabbed one rebound and tallied one blocked shot in the win over Providence (3/2/04)...Scored five points and grabbed two rebounds in the win over Seton Hall (2/21/04)...Was two-of-four from the field for four points and grabbed three rebounds in 13 minutes of action in the loss to No. 4 UConn (2/8/04)...Played a season-high 25 minutes, recording eight points and five rebounds in the loss to Notre Dame (1/28/04)...Scored four points and grabbed three rebounds in seven minutes of action in the win over Pittsburgh (1/17/04)... Scored 10 of her career high 12 points in the first half in the win over St. John's (1/3/04)...Was six-of-eight from the field and grabbed three rebounds in 20 minutes of action against SJU...She pulled down three rebounds and grabbed one steal and one blocked shot in the win over No. 24 Vanderbilt (12/29/03)...Scored six points and pulled down three boards in the win over Dartmouth (12/16/03)... Played 22 minutes against Eastern Kentucky (11/23/03) and scored

10 points and grabbed seven rebounds in the win over Morehead State (11/22/03)...Was a perfect 4-of-4 from the free throw line in the win over Weber State (11/28/03).

High School:

Dhahabu, a 6-1 forward from Vallejo, Calif., was a standout player at Salesian High School in Richmond, Calif...She was a member of the Division IV all-state team...She averaged 16.2 points per game and recorded 12 double-doubles her senior season...Named to the Contra Costa Times Youth Development Festival West Team...Street & Smith All-America Honorable Mention (2002), Bay Shore Athletic League MVP (2002)...All Star Girl's Report No.

26...Blue Star No. 53...She averaged 16.5 points per game as a junior for the Chieftains, who finished the season with a 16-11 overall record and 8-5 mark in the Bay Shore Athletic League...She also considered Virginia, Michigan, Louisville and Cal before choosing the Hurricanes...She made official visits to Michigan, Louisville and Miami.

Personal:

Enjoys reading, watching stand up comedy and listening to music... she was on the honor roll in high school.



Broussard's Career Statistics:

| Year | G-GS | Min-Avg | FG-FGA | Pct | 3P-3PA | Pct | FT-FTA | Pct | REBOUNDS | | PF-D | A | TO | B | S | Pts-Avg |
|----------------|--------------|-------------------|------------------|-------------|--------------|-------------|----------------|-------------|----------------|----------------|---------------|-----------|------------|-----------|------------|-------------------|
| | | | | | | | | | Off-Def | Tot-Avg | | | | | | |
| 2000-01 | 27-22 | 591-21.8 | 158-369 | .428 | 4-15 | .267 | 36-74 | .486 | 52-100 | 152-25.6 | 82-4 | 22 | 88 | 32 | 46 | 356-13.2 |
| 2001-02 | 29-20 | 670-23.1 | 173-407 | .425 | 13-51 | .255 | 54-85 | .635 | 32-92 | 124-4.3 | 93-6 | 27 | 107 | 35 | 57 | 413-14.2 |
| 2002-03 | 29-5 | 489-16.9 | 115-263 | .437 | 8-31 | .258 | 35-69 | .507 | 47-79 | 126-4.3 | 92-5 | 31 | 65 | 32 | 35 | 273-9.4 |
| Totals: | 85-47 | 1,750-20.5 | 446-1,039 | .429 | 25-97 | .257 | 125-228 | .548 | 131-271 | 402-4.7 | 267-15 | 80 | 260 | 99 | 138 | 1,042-12.2 |

Imani Dhahabu



The Dhahabu File:

Favorite sports team, why?

Sacramento Kings, because they are the best!

My first impression of Miami:

I thought the campus was beautiful.

Favorite Movie:

The Matrix

My most prized possession is:

Family

What do you like to watch on TV?

I love to watch the Cosby Show

What are your goals for the future?

I plan to be successful in a broad range of areas.

Katie Hayek

#40

Career Highs:

- Points** **12**
vs Morris Brown (11/25/02)
- FGM** **4**
vs Morris Brown (11/25/02)
- FGA** **6**
at Boston College (3/1/03)
- 3-PT FGM** **2**
at Villanova (1/7/04)
vs FAU (12/16/02)
- 3-PT FGA** **4**
at Boston College (3/1/03)
- FTM** **3**
vs Morris Brown (11/25/02)
- FTA** **4**
vs Morris Brown (11/25/02)
- Rebounds** **4**
at Villanova (1/7/04)
- Assists** **1**
at Villanova (1/7/04)
vs FAU (12/16/02)
- Steals** **0**
- Blocks** **0**
- TO** **4**
vs Morris Brown (11/25/02)
- Minutes** **20**
vs Morris Brown (11/25/02)
at Boston College (3/1/03)



As a Sophomore in 2003-2004:

Hayek missed the first seven games of the 2003-04 season with a hyper extended knee, returning to play in 14 games...Was two-of-two from the free throw line in two minutes of action in the win over Providence (3/2/04)...Scored two points and grabbed two rebounds in the win over Seton Hall (2/21/04)...Hit a three-pointer in two minutes of action in the win over Syracuse (2/18/04)...Scored a season-high six points and grabbed four rebounds in 15 minutes of action in the loss to Villanova (1/7/04)...Was two-of-three from the three-point line against VU...Played seven minutes in the win over Dartmouth (12/16/03) in her first outing of the season going 0-of-2 from the field, but dished out one assist and recorded a steal...Played five minutes and grabbed one rebound in the win over Toledo (12/28/03) and saw action for one minute in the win over No. 24 Vanderbilt (12/29/03).

As a Freshman in 2002-2003:

Katie Hayek played in 15 games...She averaged 2.7 points and 0.7 rebounds per game...She scored a career-high of 12 points versus Morris Brown (11/25/02)

playing 20 minutes hitting a perfect 1.00 (4-4) from the field...She also played 20 minutes at Boston College (3/1/03)...She grabbed two rebounds three times versus Quinnipiac (11/29/02), against Georgetown (3/4/03) and versus Syracuse (3/8/03)...She scored six points twice against Florida Atlantic (12/16/02) and Georgetown (3/4/03)...She hit .667 (2-3) from the three-point line against Florida Atlantic (12/16/02) and Georgetown (3/4/03).

High School:

Hayek, a shooting guard from Lancaster, Pa., averaged 20.6 points, four rebounds and four assists her senior season...she is a four-year letterwinner and the second highest scorer in LCHS history

with 1,510 points in her career...the captain of her team she earned all-star honors from the Intelligencer Journal, Harrisburg Patriot News and the New Era...she was also named to the Associated Press Pennsylvania All-State second team...she led her team to a 29-4 overall record and a LL League Section Three Championship, Lebanon League Championship, Lebanon League Championship and the PA District 3 Championship...after leading her team to a Hempfield Tournament Championship she was named Most Valuable Player of the tournament...she led her team in assists, steals and led the Lancaster Lebanon League with 82 three-pointers...she was named New Era Player of the Week Jan. 21, 2002...she was named the LL



Hayek's Career Statistics:

| Year | G-GS | Min-Avg | FG-FGA | Pct | 3P-3PA | Pct | FT-FTA | Pct | REBOUNDS | | PF-D | A | TO | B | S | Pts-Avg |
|--------------|-------------|----------------|--------------|-------------|--------------|-------------|--------------|-------------|-------------|--------------|------------|----------|-----------|----------|----------|---------------|
| | | | | | | | | | Off-Def | Tot-Avg | | | | | | |
| 2002-03 | 15-0 | 1228.1 | 13-29 | .448 | 7-19 | .368 | 7-8 | .875 | 2-8 | 100.7 | 2-0 | 4 | 18 | 0 | 0 | 40-2.7 |
| 2003-04 | 14-0 | 745.3 | 3-16 | .188 | 3-13 | .231 | 5-6 | .833 | 1-6 | 70.5 | 4-0 | 1 | 7 | 0 | 2 | 14-1.0 |
| TOTAL | 29-0 | 196-6.8 | 16-45 | .356 | 10-32 | .313 | 12-14 | .857 | 3-14 | 170.6 | 6-0 | 5 | 25 | 0 | 2 | 54-1.9 |

Harie Hayek



League Championship Player of the Game on Feb. 16, 2002...named WGAL TV Toyota Player of the Week and a Harrisburg Patriot News District 3 All-Star...a starting guard her sophomore and junior seasons she was named the Blue Ridge Cable 11 Player of the Game in the district playoffs on Feb. 12, 2001... she was coaches all-section player in the district her junior season... she averaged 14.6 points, 4.8 rebounds, 3.8 steals and 3.5 assists as a junior...as a sophomore she was the Fox News

Outstanding Player of the District 3 Championship game and the high scorer in that win over Eastern York.

Personal:

Enjoys singing and dancing... she was class secretary and varsity club vice president...majoring in sports administration.



The Hayek File:

Why I chose Miami:

Beautiful campus and the successful athletic programs.

My first impression of Miami:

The heat, the palm trees and the overall beauty of the campus.

My favorite athlete, why?

Shane Battier, because of his hustle, drive, attitude, determination and most importantly because of his leadership skills.

My favorite sports memory?

Winning the Lancaster-Lebanon League Championship and the PIAA District 3 Championship both in Hershey Park Arena my senior year.

Any superstitions before games:

Eating my mom's pasta and salad, listening to music on my discman and making the last shot in warm-ups.

Tamara James

#2

Career Highs:

- Points **37**
vs EKU (11/23/03)
- FGM **15**
vs Quinnipiac (11/29/02)
- FGA **21**
at Syracuse (1/8/03)
- 3-PT FGM **5**
at Syracuse (2/18/04)
- 3-PT FGA **8**
at Notre Dame (2/25/04)
at Syracuse (2/18/04)
- FTM **12**
vs Maryland (12/29/02)
- FTA **12**
vs EKU (11/23/03)
vs Maryland (12/29/02)
- Rebounds **21**
vs USF (11/22/02)
- Assists **8**
at UWGB (11/30/02)
- Steals **7**
vs FAU (12/16/02)
- Blocks **3**
vs USF (11/22/02)
- TO **9**
vs Toledo (12/28/03)
- Minutes **47**
vs Georgetown (1/14/04)



As a Sophomore in 2003-2004:

James started 26-of-28 games in 2003-04...She missed the Pittsburgh (1/17/04) game due to a sprained neck which occurred in the win over Georgetown (1/14/04)...Became the 17th women's basketball player in school history to reach the 1,000-point career mark, scoring a team-high 26 points in the win over Syracuse to reach her 1,000th point...Finished the season with 1,114 career points...Miami's leading scorer in 2003-04, averaging 16.6 points and 4.6 rebounds per game... Scored in double-digits in 23 games...Turned in 15 points and six rebounds in the Hurricanes' loss to Maryland (3/21/04) in the first round of the NCAA Tournament... Scored nine points and grabbed four rebounds in the BIG EAST tournament loss to Boston College (3/7/04)...Led the team with 23 points and tallied four steals in the win over Providence (3/2/04)... Scored 12 points and grabbed four steals in the win over West Virginia (2/28/04)...Scored 17 points in the loss at Notre Dame (2/25/04)...Led the team with 22 points in 25 minutes in the win over Seton Hall (2/21/04)...Named BIG EAST Player of the Week for the second time this season after leading

UM against Syracuse and SHU...In the win at Syracuse (2/18/04) she hit a career-high five three pointers and pulled down six rebounds... Scored 14 points and grabbed five rebounds in the win over No. 21 Virginia Tech (2/14/04)...Scored a team-high 21 points and picked up five steals in the win over St. John's (2/10/04)...Scored 19 points and tallied seven steals in the loss to No. 4 UConn (2/8/04)...Scored 10 points and dished out five assists in the loss to Rutgers (1/31/04)...Led the team in scoring for the ninth time this season with 16 points in Miami's loss to Notre Dame (1/28/04)...Scored 17 points in her first outing back from the injury at Providence (1/20/04)...Scored a team-high 17 points before leaving the Georgetown game with an injury (1/14/04)...Scored 11 points, grabbed nine rebounds and five steals and dished out five assists in the win over No. 20 Boston College (1/10/04)...Scored 12 points in the loss to Villanova (1/7/04)...Hit a career-high four three-pointers and was 11-of-15 from the field to lead Miami with 26 points in the win over St. John's (1/3/04)...Named to the Gatorade Holiday Classic all-tournament team...Led the team with 19 points in the win over Toledo (12/28/03)...Led the team with 18 points in the win over Dartmouth (12/16/03)...Led the team in scoring with 23 points and six rebounds in the win over FIU (12/2/03)... Scored 19 points and dished out four assists in the win over Florida (12/12/03)...Earned BIG EAST honors the week of 11/24/03 after averaging 26.0 points and 6.5 rebounds to guide Miami to a 2-0 start beating Morehead State (11/22/03) and Eastern Kentucky (11/23/03) at the Morehead Tourism Tip-Off Classic in Morehead, Ky...Named BIG EAST

Co-Player of the Week after shooting 72.4 percent (21-29) from the field in the tournament... James set a new career-high of 37 points in the win over Eastern Kentucky (11/23/03)...Pulled down seven boards, connected on 14-18 from the field, including 1-3 from three-point range, and 8-12 from the line versus EKU...Scored 15 points in the win over MSU and grabbed six rebounds...The BIG EAST honor marked the first time she was named Player of the Week after being named BIG EAST Rookie of the Week five times last season.

As a Freshman in 2002-2003:

Tamara James became the only freshman in the history of the BIG EAST Conference to lead the league in scoring...She averaged 21.0 points per game...She was the highest scoring freshman in the nation ranked 10th nationally in scoring...James scored in double-digits in 30 games...She led Miami in scoring (21.0 ppg) and rebounding (7.9) the entire season...She led Miami in scoring in 24 games averaging 33.3 minutes per game...She led Miami with seven double-doubles on the season and earned BIG EAST Rookie of the Week honors five times, marking the most times a Miami player has earned the weekly honor...She was an All-BIG EAST Rookie and Second team member...She was also named to the All-BIG EAST Tournament team...She scored a career-high of 36 points against Quinnipiac (11/29/02) and 21 rebounds against South Florida (11/22/02)... She moved into Miami's single season top 10 list at No. 4 with 650 points scored, the most points ever scored by a freshman at Miami... Her scoring average of 21.0 ranks No. 7 on Miami's single-season

James Career Stats

| Year | G-GS | Min-Avg | FG-FGA | Pct | 3P-3PA | Pct | FT-FTA | Pct | Off-Def | Tot-Avg | PF-D | A | TO | B | S | Pts-Avg |
|--------------|--------------|------------------|----------------|-------------|---------------|------------|----------------|-------------|----------------|----------------|--------------|------------|------------|-----------|------------|------------------|
| 2002-03 | 31-31 | 1031-33.3 | 238-461 | .516 | 19-58 | .328 | 155-204 | .760 | 90-154 | 244-7.9 | 79-4 | 49 | 100 | 14 | 56 | 650-21.0 |
| 2003-04 | 28-26 | 983-35.1 | 170-340 | .500 | 39-103 | .379 | 85-111 | .766 | 38-91 | 129-4.6 | 70-0 | 72 | 78 | 18 | 55 | 464-16.6 |
| TOTAL | 59-57 | 2014-34.1 | 408-801 | .509 | 58-161 | 360 | 240-315 | .762 | 128-245 | 373-6.3 | 149-4 | 121 | 178 | 32 | 111 | 1114-18.9 |

Tamara James



list...She hit 11-of-12 from the free-throw line against Maryland (12/29/02) which ranked fourth in the nation for a single-game high of .917...Her 21 rebounds against South Florida (11/22/02) ranked seventh in the nation for single-season game highs...Named to the AP & WBCA/Kodak All-America Honorable Mention team and the Freshman All-America Team by Full Court Press...She shot a team-high .760 (155-204) from the free-throw line...She shot a .516 (238-461) field goal percentage for the season...She scored 30 or more points in four games, 36 against Quinnipiac (11/29/02) 33 versus Texas A&M (12/19/02), and 30 in games with Syracuse (1/8/03) and Providence (2/22/03)...She grabbed 10 or more rebounds in seven games, 21 versus South Florida (11/22/01), 12 at Pittsburgh (1/22/03), 11 against Texas A&M (12/19/02) and 10 four times against Quinnipiac (11/29/02), at Georgetown (1/4/03), at Syracuse (1/8/03) and versus Villanova (3/10/03)... She picked up a career-high three blocked shots against South Florida (11/22/01), eight assists at UW-Green Bay (11/30/02) and seven steals versus Florida Atlantic (12/16/02)...She shot a season-high .800 (12-15) from the field against Morris Brown (11/25/02)... She hit a perfect 1.00 (9-9) from the free-throw line versus Syracuse (3/8/03)...She played her career-high 40 minutes against Providence (2/22/03)...James was also one of 60 players selected to the USA Basketball Women's National Team Trials, held at the U.S. Olympic Training Center (USOTC) in Colorado Springs, Colo.

High School:

James, a guard/forward from Dania, Fla., led South Broward High School to three consecutive state championship titles in 2000, 2001 and 2002...she was a Nike All-American and ranked the No. 14 guard in the nation according to the All-Star Girls Report...she was the Florida Player of the Year in 2002...a McDonald All-American and a fourth team Parade All-American...she averaged 21 points and 11 rebounds her senior season...her final official high school basketball game exemplified her career — she had 26 points and 19 rebounds in the Class 5A state final win over Clearwater...she was team MVP all four years of her career... first team all-county and all-state her sophomore, junior and senior seasons...she was first team all-county and third team all-state her freshman season...she was named MVP of the state tournament and averaged 23 points, nine rebounds and four assists per game her junior season...her sophomore season she led her team to a 31-4 record averaging 23 points, 11 rebounds and two assists per game...she was MVP and a Gatorade All-American...she was named the Scholar Athlete of the Year her sophomore and senior seasons... during her four-year career at South Broward she broke several school records.

Personal:

Enjoys eating, acting, talking on the phone and sleeping... she earned the 4.0 award in high school...majoring in Theatre.

The James File:

Why I chose Miami:

Because of the diversity, they have a great program in the major that I chose and the basketball team is like a family.

Favorite Book:

The Coldest Winter Ever

My most prized possession is:

My Tweety Birds.

My favorite sports memory?

Tearing my ACL and coming back four months later to help my team win state.

My advice to youngsters is:

Reach for the moon, so if you fall, you will fall upon the stars.

Any superstitions before games:

I have to pray.

#21 Sandra Jansson

**Personal:**

Nickname is "Baddisejj" (Baddis)...enjoys music, dancing, singing and sleeping...plans on majoring in Business.

High School:

Jansson was team captain and a starter on the U-20 Swedish National Team...Her team advanced to the European Championship challenge round played in Slovakia in Aug. 2003...She also participated in a tournament in Turkey with the senior national team...She won the gold medal in the Swedish Championships for women born in 1984...She led her high school team to a championship her junior year...Won the European Championships (Scania Cup) and was named to the All-Star team as the best guard...She was a member of the European Youth Olympics (EYCO) team.



#21 Sandra Jansson



The Jansson File:

Interests and hobbies outside of basketball:

Music, Dancing and Sleeping.

Any superstitions before a game:

I pray and kiss my knees.

What are your goals for the future:

My long term goal is to be able to look back and say that I gave basketball my everything.

My favorite athlete:

Allen Iverson and Marion Jones - they always try to do the best in what they do and put their heart and soul into it and I respect that.

What was your first impression of Miami:

HUMID!!!

Melissa Knight

#3

Career Highs:

Points 23
vs Maryland (12/29/02)

FGM 10
vs Maryland (12/29/02)

FGA 16
vs Yale (12/28/01)

3-PT FGM 3
vs Maryland (12/29/02)

3-PT FGA 6
vs Yale (12/28/01)

FTM 6
vs Seton Hall (1/19/02)

FTA 8
vs Seton Hall (1/19/02)

Rebounds 9
at Syracuse (2/18/04)

Assists 10
vs FIU (12/2/03)

Steals 5
at Georgetown (1/4/03)

Blocks 2
vs FIU (12/2/03)
at Georgetown (1/4/03)

TO 8
vs Rutgers (1/31/04)

Minutes 40
at South Florida (11/25/03)



As a Junior in 2003-2004:

Knight started 28-of-29 games during her junior season...Averaged 9.3 points and 4.4 rebounds...Posted 14 points and five rebounds in the Hurricanes loss to Maryland (3/21/04) in the first round of the NCAA Tournament...Scored four points, dished out three assists and grabbed five rebounds in the BIG EAST tournament loss to Boston College (3/7/04)...Scored eight points and grabbed eight rebounds in the win over Providence (3/2/04)...Scored 12 points, grabbed six rebounds and dished out five assists in the win over West Virginia (2/28/04)...Scored six points and dished out five assists in the loss at Notre Dame (2/25/04)...Was five-of-five from the field, including two-of-two from the three-point line and one-of-one from the free throw line for 13 points in the win over Seton Hall...Scored a season-high 16 points and nine rebounds in the win over Syracuse (2/18/04)...Scored 11 points and grabbed six rebounds in the win over No. 21 Virginia Tech (2/14/04)...Scored 11 points in the first half of play in the win over St. John's (2/10/04)...Scored six

points and grabbed five rebounds in the loss to No. 4 UConn (2/8/04)...Scored seven points and grabbed five rebounds in the loss to Rutgers (1/31/04)...Scored 13 points and dished out six assists in the win over Providence (1/20/04)...Scored eight points and grabbed three rebounds and three steals in the win over Pittsburgh (1/17/04)...Scored seven points, had three steals and grabbed six rebounds in the win over No. 20 Boston College (1/10/04)...Scored nine points and dished out six assists in the win over St. John's (1/3/04)...Scored eight points and had a team-high six assists in the win over No. 24 Vanderbilt (12/29/03)...Scored 10 points and tallied a team-high six assists in the win over Richmond (12/21/03)...Dished out seven assists, grabbed six rebounds and scored eight points in the win over Dartmouth (12/16/03)...Had a career-high 10 assists in the win over FIU (12/2/03)...Scored nine points and had four assists in the win over Florida...Was named the Hilton Concord Thanksgiving Classic MVP after averaging 14.5 points and 5.0 rebounds in the tournament to lead Miami to the Championship title...Scored in double-digits in four games...Scored 15 points in the win over Weber State (11/28/03) and 14 points in the win over Bradley (11/29/03)...Scored 15 points in the win over Eastern Kentucky (11/23/03) and dished out six assists in the win over Morehead State (11/22/03).

As a Sophomore in 2002-2003:

Melissa Knight started 16-of-28 games...She averaged 6.6 points and 3.7 rebounds per game in an average of 20.4 minutes per

game...She scored a career-high of 23 points and seven rebounds in the win over Maryland (12/29/02)...She shot .360 (18-50) from three-point range and .727 (24-33) from the free-throw line...She scored 10 or more points in six games, 23 versus Maryland (12/29/02), 15 against Providence (2/22/03), 13 at Georgetown (1/4/03), 11 twice versus Morris Brown (11/25/02) and versus Syracuse (3/8/03) and 10 against South Florida (11/22/01)...She grabbed seven rebounds against South Florida (11/22/01) and Maryland (12/29/02)...She picked up five steals and two blocked shots at Georgetown (1/4/03)...She dished out a season-high five assists at Pittsburgh (1/22/03)...She hit a season-high .833 (10-12) field goal percentage and hit .750 (3-4) from the three point line against Maryland (12/29/02).

As a Freshman in 2001-2002:

Prior to her season-ending ACL tear in the game with Florida International (2/16/02), she had played in 20 games, starting in one...She scored a career-high of 16 points in the win over Yale (12/28/01) and a career-best of eight rebounds in the win at St. John's (1/23/02)...She ended the season averaging 3.7 points and 1.7 rebounds per game...She had a career-best four steals and three assists in the loss to Connecticut (1/12/02).

High School:

Knight was a four-year starter at the guard position...as a senior, she led her team to a 20-5 finish...she averaged 24 points, 10 rebounds, four assists and two blocked shots a game...was named

Knight's Career Statistics:

| Year | G-GS | Min-Avg | FG-FGA | Pct | 3P-3PA | Pct | FT-FTA | Pct | REBOUNDS | | | PF-D | A | TO | B | S | Pts-Avg |
|--------------|--------------|------------------|----------------|-------------|---------------|-------------|---------------|-------------|---------------|----------------|--------------|------------|------------|-----------|-----------|---|----------------|
| | | | | | | | | | Off-Def | Tot-Avg | | | | | | | |
| 2001-02 | 20-1 | 201-10.0 | 26-81 | .321 | 10-40 | .250 | 12-21 | .571 | 11-23 | 34-1.7 | 26-0 | 10 | 24 | 5 | 16 | | 74-3.7 |
| 2002-03 | 28-16 | 572-20.4 | 71-155 | .458 | 18-50 | .360 | 24-33 | .727 | 38-66 | 104-3.7 | 69-2 | 49 | 54 | 12 | 42 | | 184-6.6 |
| 2003-04 | 29-28 | 895-30.9 | 101-219 | .461 | 22-69 | .319 | 47-66 | .712 | 42-85 | 127-4.4 | 81-1 | 102 | 92 | 10 | 41 | | 271-9.3 |
| TOTAL | 77-45 | 1668-21.7 | 198-455 | .435 | 50-159 | .314 | 83-120 | .692 | 91-174 | 265-3.4 | 176-3 | 161 | 170 | 27 | 99 | | 529-6.9 |

Melissa Knight



to the All-Conference, All-State, All-City and All-Area first-team...named to the Philadelphia Inquire and Daily News All-City First-Team...scored a team-record 47 points against Nazereth Academy...school all-time leading career scorer...as a junior, she averaged 22 points, 10 rebounds, three assists and four blocked shots a game...was a 1,000 point scorer...was named All-Conference and All-City first-team, and All-State and All-Area second-team...earned most valuable player honors in every tournament her team participated...Adidas Top Ten Camp All-Star and third leading scorer of the camp...Knight, a power forward, was ranked 111th out of the top 250 players in the

nation of the class of 2001 and 23rd out of the top 150 wings in the nation, according to the *All Star Girls Report*...four-year letterwinner in soccer...also member of the Lacrosse and Track and Field teams.

Personal:

Member of the honor roll her senior year of high school...enjoys going to the movies and spending time with friends...attended same high school as Major League Soccer's Chris Albright...majoring in Business Management.



The Knight File:

Why I chose Miami:

"Great opportunities athletically and academically."

My first impression of Miami:

"The campus was beautiful and the weather helped too."

My favorite sports memory:

"Playing in the Adidas Top Ten Camp All-Star game."

My favorite athlete:

"Allen Iverson because he has a passion for the game and truly loves what he does. He plays every game like it is his last."

Goals at Miami both in sports and outside sports:

"Graduate with honors and make the NCAA Tournament."

Tatjana Marincic

#01

Career Highs:

- Points** **12**
vs. St. John's (2/10/04)
- FGM** **4**
vs St. John's (2/10/04)
vs Dartmouth (12/16/04)
- FGA** **8**
vs St. John's (2/10/04)
- 3-PT FGM** **1**
at Morehead State (11/22/03)
vs FAU (12/16/02)
- 3-PT FGA** **3**
at Morehead State (11/22/03)
- FTM** **4**
vs St. John's (2/10/04)
- FTA** **4**
vs St. John's (2/10/04)
vs SU (1/25/03)
- Rebounds** **6**
vs St. John's (2/10/04)
vs FIU (12/2/03)
- Assists** **7**
vs Dartmouth (12/16/04)
- Steals** **4**
vs. Dartmouth (12/16/04)
at UConn (1/12/02)
- Blocks** **2**
at Morehead State 911/22/03)
- TO** **2**
vs Boston College (3/7/04)
vs Providence (3/2/04)
vs St. John's (2/10/04)
vs W&M (12/28/02)
- Minutes** **34**
vs Dartmouth (12/16/03)



As a Sophomore in 2003-2004:

Marincic saw action in 25 games in 2003-04...Averaged 3.0 points and 2.0 rebounds per game...Was two-of-two from the free throw line in the win over Providence (3/2/04)...Scored two points and grabbed two steals in the loss at Notre Dame (2/25/04)...Scored three points and dished out two assists in eight minutes of action in the win over Syracuse (2/18/04)...Scored a career-high 12 points and matched her career-high of six rebounds in 19 minutes of action in the win over St. John's (2/10/04)...Was three-of-three from the field in 13 minutes of action in the win over Toledo (12/28/03)...Scored 11 points in 34 minutes of action in the win over Dartmouth (12/16/03)...Also dished out a career-high seven assists and picked up four steals in that game...Scored seven points in 15 minutes of action in the win over Florida (12/12/03)...Grabbed a career-high six rebounds in 19 minutes of action in the win over FIU (12/2/03)...Started the second half of a game for the first time in her career against South Florida (11/25/03)...Played 18 minutes in the contest and grabbed a career-high five rebounds...Matched her career-high of eight points in her

first outing of the season against Morehead State (11/22/03)...Also grabbed three rebounds, two assists and two blocked shots in 21 minutes of action in that contest...Matched her career-high of five rebounds in the win over Weber State (11/28/03) and Bradley (11/29/03).

As a Freshman in 2002-2003:

Tatjana Marincic played in 22 games during her freshman season...She averaged 1.9 points and 1.5 rebounds in 9.2 minutes of action...She scored her career-high of eight points in the loss to FIU (12/14/02) and four rebounds against Morris Brown (11/25/02) and FAU (12/16/02)...She scored seven points in her career high of 22 minutes versus Syracuse (1/25/03)...She had a solid performance in the game with Florida Atlantic (12/16/02) scoring five points, four rebounds and dishing out three assists in 19 minutes of action.

High School:

Marincic led her AAU team, Southern Ontario, to a 35-8 record averaging 14.3 points, 12.2 rebounds and 4.2 steals per game...she was named to the Toronto Star first-team and to the Toronto Sun first-team...she was the No. 1 player in Ontario as stated by Ontario Top 50 scouting report...she was the team captain and the team Most Valuable Player...as a junior she played for T.L. Kennedy High School...she averaged 26.2 points, 15.7 rebounds and 5.1 steals per game...as captain she led her team to a 12-4 overall record and was named the team MVP...she was named to the Toronto Star first-team and to the Toronto Sun first-team...she was named the Toronto

Star Athlete of the Week Oct. 2000...her AAU team during her junior year won the Bronze Medal Provincial Championship...her team advanced to the Midwest Nationals and the Midwest Grand Nationals...she garnered third place at the Outback International Shootout in Orlando, Fla...She was a unanimous selection to Toronto Star's annual Fab Five...her sophomore season she guided Southern Ontario to a 32-8 record, averaging 12.3 points and 8.8 rebounds per game...she scored the game-winning goal in the Gold Medal game for the provincial championship...in her three-year career with Southern Ontario she owns career records in; games (122), points (1,653), rebounds (1,221) assists (259), blocks (235) and steals (356)...she also owns the single-season record for most rebounds (523) and steals (180)...she scored a single-game high of 33 points Jan. 10, 2002 vs. Niagara Falls and 22 rebounds on Feb. 14, 2002 vs. the Metro Raiders.

Personal:

Born in Tuzla, Bosnia...enjoys reading, listening to music, hanging out with friends and playing soccer...she was on the honor roll all four years of high school and earned several awards for having the highest grade in different classes...plans on majoring in Arts & Sciences.

Marincic's Career Stats

| Year | G-GS | Min-Avg | FG-FGA | Pct | 3P-3PA | Pct | FT-FTA | Pct | Off-Def | Tot-Avg | PF-D | A | TO | B | S | Pts-Avg |
|--------------|-------------|-----------------|---------------|-------------|-------------|-------------|--------------|-------------|--------------|---------------|-------------|-----------|-----------|----------|-----------|----------------|
| 2002-03 | 22-0 | 2029.2 | 18-45 | .400 | 2-18 | .111 | 4-8 | .500 | 11-21 | 32-1.5 | 19-1 | 10 | 17 | 0 | 7 | 42-1.9 |
| 2003-04 | 25-0 | 301-12.0 | 26-67 | .388 | 1-11 | .091 | 23-30 | .767 | 24-26 | 50-2.0 | 27-0 | 23 | 19 | 3 | 18 | 76-3.0 |
| TOTAL | 47-0 | 503-10.7 | 44-112 | .393 | 3-29 | .103 | 27-38 | .711 | 35-47 | 82-1.7 | 46-1 | 33 | 36 | 3 | 25 | 118-2.5 |

Tatjana Marincic



The Marincic File:

Why I chose Miami:

I chose Miami because of their excellent academic program and great coaching staff that will help me excel in basketball.

My first impression of Miami:

Breathtaking!

My favorite sports memory?

Winning the Ontario Basketball Championship in 2000; when we beat Weston Spartans in the gold medal game in overtime in which I scored the game-winning basket.

My advice to youngsters is:

To stay in school and never give up on anything that you love. Keep going after your dreams because anything can be achieved if you truly want it.

Favorite Sports Team:

Sacramento Kings

Favorite Book:

The Bodyguard

Yalonda McCormick

#10

Career Highs:

Points **28**
vs Vanderbilt (12/29/03)

FGM **11**
vs Vanderbilt (12/29/03)

FGA **21**
vs Rutgers (1/31/04)

3-PT FGM **5**
vs Vanderbilt (12/29/03)

3-PT FGA **12**
vs Georgetown (1/14/04)

FTM **8**
at Pittsburgh (11/22/03)

FTA **8**
at South Florida (11/25/03)
at Pittsburgh (11/22/03)

Rebounds **7**
vs Virginia Tech (1/28/03)
vs Georgetown (1/14/04)
at St. John's (1/3/04)
vs Vanderbilt (12/29/03)
vs Florida (12/12/03)


Assists **11**
vs PC (2/22/03)

Steals **8**
vs FAU (12/16/02)
& Syracuse (1/8/03)
vs Pittsburgh (1/17/04)

Blocks **3**
vs Providence (3/2/04)

TO **10**
at Notre Dame (2/25/04)

Minutes **49**
vs Georgetown (1/14/04)



As a Junior in 2003-2004:

McCormick started all 29 games in her junior season... Averaged 12.1 points and 5.4 assists per game...Led the team with 19 points and six assists in the BIG EAST tournament loss to Boston College (3/7/04)...Scored in double-digits in 18 games this season...Dished out seven assists, tallied three steals and swatted down a career-high three blocked shots in the win over Providence (3/2/04)...Scored 14 points, grabbed six rebounds and dished out nine assists in the win over West Virginia (2/28/04)...Scored 16 points and in the loss at Notre Dame (2/25/04)...Scored 13 points and dished out a season-high nine assists in the win over Seton Hall (2/21/04)...Scored 11 points and dished out six assists in the win over Syracuse (2/18/04)...Tallied six assists in the win over No. 21 Virginia Tech (2/14/04)...Dished out eight assists and grabbed six steals in the win over St. John's (2/10/04)...Scored a team-high 23 points, including three rebounds, three assists and three steals in 40 minutes of action in the loss to Rutgers (1/31/04)...Dished out

seven assists and picked up six steals in the loss to Notre Dame (1/28/04)...Scored a team-high 24 points in the win over Providence (1/20/04)...Scored nine points, picked up eight steals and dished out six assists in the win over Pittsburgh (1/17/04)...Scored 14 points, grabbed seven rebounds, dished out six assists and tallied four steals in 49 minutes of action in the win over Georgetown (1/14/04)...Scored 14 of her 23 points in the final six minutes to lead UM to victory over No. 20 Boston College (1/10/04)...Scored 11 points, grabbed seven rebounds, picked up seven steals and dished out six assists in the win over St. John's (1/3/04)...Named to the Gatorade Holiday Classic all-tournament team...Scored a career-high 28 points, hit five three-pointers and career-high with seven rebounds to lead Miami in the win over No. 24 Vanderbilt (12/29/03)...Was 11-of-15 from the field and five-of-seven from the three-point line against Vanderbilt...Pulled down six rebounds and dished out six assists in the win over Toledo (12/28/03)...Scored 16 points and grabbed six rebounds in the win over Dartmouth (12/16/03)...Scored 17 points and matched her career-high of seven rebounds in the win over Florida (12/12/03)...Scored a team-high 18 points in the win over South Florida (11/25/03)...Dished out a season-high nine assists in the win over Eastern Kentucky (11/25/03).

As a Sophomore in 2002-2003:

Yalonda McCormick led the team averaging 5.9 (185) assists per game...She moved into Miami's single-season top 10 list with her career-high 11 steals against

Providence (2/22/03)...Her 185 assists ranks fifth in Miami's single-season top 10...She ranked second on the team with 3.2 (100) steals per game...She averaged 10.2 points and 3.2 rebounds per game...She scored in double digits in 18 games and recorded three double-doubles...She led the team in scoring in three games, Pittsburgh (1/22/03) with 19 points, Villanova (2/1/03) with 13 points and at Rutgers (2/4/03) with 20 points...She led the team in assists in 20 games, including dishing out 10 or more in four games...She stole the ball eight times against Florida Atlantic (12/16/02) and at Syracuse (1/8/03)...She picked up a career-high seven rebounds and played 42 minutes against Virginia Tech (1/28/03)...She hit a perfect 1.000 (8-8) free-throw percentage at Pittsburgh (1/22/03)...She scored 19 or more points three times, 19 at Pittsburgh (1/22/03) and 20 twice at Rutgers (2/4/03) and versus New Mexico (3/22/03).

As a Freshman in 2001-2002:

Yalonda McCormick played in 17 games last season...She averaged 2.9 points and 1.3 rebounds per game...She scored a career-high 12 points and three rebounds in the win over West Virginia (12/4/01) at home...She tallied a career-best of five assists in the win over Georgetown (2/13/02).

High School:

Yolanda McCormick is expected to lead Hurricanes this season at the point position...she averaged 21.5 points, 10.5 assists, 10.1 steals and eight rebounds a game at the guard position...as a junior and senior, she garnered first-team all-

McCormick's Career Statistics:

| Year | G-GS | Min-Avg | FG-FGA | Pct | 3P-3PA | Pct | FT-FTA | Pct | REBOUNDS | | | PF-D | A | TO | B | S | Pts-Avg |
|--------------|--------------|------------------|----------------|-------------|---------------|-------------|----------------|-------------|---------------|----------------|--------------|------------|------------|-----------|------------|----------------|---------|
| | | | | | | | | | Off-Def | Tot-Avg | | | | | | | |
| 2001-02 | 17-0 | 192-11.3 | 21-72 | .292 | 1-9 | .111 | 7-11 | .636 | 10-12 | 22-1.3 | 14-0 | 30 | 27 | 0 | 9 | 50-2.9 | |
| 2002-03 | 31-31 | 944-30.5 | 125-300 | .417 | 17-52 | .327 | 49-69 | .710 | 21-77 | 98-3.2 | 68-1 | 185 | 133 | 7 | 100 | 316-10.2 | |
| 2003-04 | 29-29 | 1056-36.4 | 126-333 | .378 | 52-145 | .359 | 50-65 | .769 | 28-86 | 114-3.9 | 64-1 | 157 | 136 | 11 | 93 | 354-12.2 | |
| TOTAL | 77-60 | 2192-28.5 | 272-705 | .386 | 70-206 | .340 | 106-145 | .731 | 59-175 | 234-3.0 | 146-2 | 372 | 296 | 18 | 202 | 720-9.4 | |

Yalonda McCormick



state honors while leading her team to two consecutive district championship titles...as the team captain she earned team's most valuable player and player of the year honors...she led her team to a 26-2 finish last season...was nationally ranked 29th of the top 250 players in the 2001 recruiting class and 5th out of the top 150 point guards in the nation, according to the *All Star Girls Report*.

Personal:

Nickname is 'Bay-Bay'...cousin of former Hurricane Chanivia Broussard...interests include shopping and drawing...majoring in Liberal Arts.



The McCormick File:

Why I chose Miami:

"It's close to home, the coaching staff and the nice weather."

My first impression of Miami:

"There is no place like home."

My favorite athlete:

"Tim Hardaway. He is a nice person with a great attitude and a killer crossover with the three-point jumper to back him up."

Any superstitions before games:

"Pray before every game."

My favorite sports memory:

"Going to the state tournament my senior year."

Fallon Phanord

#22

Career Highs:

Points 6
vs Morris Brown (11/25/02)

FGM 4
vs EMU (12/21/02)

FGA 5
vs FAU (12/16/02)

3-PT FGM 0

3-PT FGA 1
vs Quinnipiac (11/29/02)
vs St. John's (2/10/04)

FTM 2
vs Texas A&M (12/19/02)

FTA 4
vs Morris Brown (11/25/02)

Rebounds 7
vs Texas A&M (12/19/02)


Assists 3
vs Texas A&M (12/19/02)

Steals 4
vs Virginia Tech (2/20/02)

Blocks 1
vs St. John's (2/10/04)
vs Weber State (11/28/03)

TO 4
vs Texas A&M (12/19/02)

Minutes 32
vs Texas A&M (12/19/02)



As a Junior in 2003-2004:

Phanord played in 18 games in 2003-04 with one start...Grabbed two rebounds in 13 minutes of action in the win over Seton Hall (2/21/04)...Averaged 0.6 points per contest...Scored two points and grabbed four rebounds in two minutes of action in the win over Providence (3/2/04)...Made her first career start, scoring two points, with two rebounds and grabbing two steals in 18 minutes of action in the win over St. John's (2/10/04)...Grabbed four rebounds in 14 minutes of action in the win over Pittsburgh (1/17/04)...Scored two points in seven minutes of action in the win over St. John's (1/3/04)...Scored three points against Morehead State (11/22/03) in eight minutes of action.

As a Sophomore in 2002-2003:

Fallon Phanord played in 18 games...Phanord used mainly for her great defensive skills and athleticism...averaged 1.4 points and 1.2 rebounds in 9.1 minutes of action...She had 13 steals on the season...She scored her career-high of six points in the win over

Morris Brown (11/25/02) and seven rebounds against Texas A&M (12/19/02). ..She also scored four points twice against Florida Atlantic (12/16/02) and Eastern Michigan (12/21/02)...She dished out three assists in 32 minutes of action versus Texas A&M (12/19/02)...She hit .667 (2-3) in two games versus Morris Brown (11/25/02) and Eastern Michigan (12/21/02) She hit .667 (2-3) from the free-throw line versus Texas A&M (12/19/02).

As a Freshman in 2001-2002:

Phanord saw action in 17 games last season...She scored a career-high of five points and two assists in the win over Lehigh...She picked up four steals in the win at home over Virginia Tech.

High School:

Phanord averaged 14 points, five rebounds, three assists and one block a game her senior season...she was a starter at the



Phanord's Career Stats

| Year | G-GS | Min-Avg | FG-FGA | Pct | 3P-3PA | Pct | FT-FTA | Pct | REBOUNDS | | PF-D | A | TO | B | S | Pts-Avg |
|--------------|-------------|----------------|--------------|-------------|------------|-------------|-------------|-------------|--------------|---------------|-------------|-----------|-----------|----------|-----------|---------------|
| | | | | | | | | | Off-Def | Tot-Avg | | | | | | |
| 2001-02 | 17-0 | 85-5 | 4-17 | .235 | 0-1 | .000 | 1-2 | .500 | 4-7 | 11-0.6 | 9-0 | 7 | 9 | 0 | 8 | 9-0.5 |
| 2002-03 | 18-0 | 163-9.1 | 10-31 | .323 | 0-1 | .000 | 5-11 | .455 | 7-15 | 22-1.2 | 14-0 | 12 | 17 | 0 | 13 | 25-1.4 |
| 2003-04 | 18-1 | 108-6.0 | 4-19 | .211 | 0-1 | .000 | 2-4 | .500 | 6-9 | 15-0.8 | 9-0 | 3 | 11 | 2 | 4 | 10-0.6 |
| TOTAL | 53-1 | 356-6.7 | 18-67 | .269 | 0-3 | .000 | 8-17 | .471 | 17-31 | 48-0.9 | 32-0 | 22 | 37 | 2 | 25 | 44-0.8 |

Fallon Phanord



guard and forward positions...she was named to the *Miami Herald* All-Dade Second-Team...named team's most valuable player and team captain her last two years...as a junior, averaged 17 points, eight rebounds, three assists and two blocks a game...garnered *Miami Herald* All-Dade Honorable Mention honors...as a freshman, earned Rookie of the Year honors...lettered in both softball and basketball.

Personal:

Enjoys singing, reading and dancing...her freshman year, attended the same high school as Green Bay Packer and former Hurricane running back Najeh Davenport...majoring in Business Management.



The Phanord File:

Why I chose Miami:

"Because they still had interest in me after I hurt my knee. They are people I can rely on."

My first impression of Miami:

"This was the best place for me to be. I live in Miami but Coral Gables is a whole other world."

My favorite athlete:

"Sheryl Swoopes. She is the complete athlete and woman. She is the best player in the WNBA, and a dedicated mother. I respect that."

My favorite sports memory:

"When Central High beat Edison in the first game of districts in ninth grade. Edison was favored to win and go all the way. I scored 16 points."

Any superstitions before games:

"Before my best games I've listened to Mary J. Blige and Missy Elliot."

#33 Marianne Curtis



High School:

Curtis was a standout guard at Miami's Palmetto Senior High, starting every game during her high school career...recorded over 2,000 points in four years at Palmetto...as a senior, she averaged 19.6 points and 7.4 assists per game...was named to the Miami Herald All-Dade First Team and the Sun-Sentinel All-State second team following her senior season...averaged 24.1 points and 8.3 assists per game as a junior...set

the Palmetto single game school record for points in a game with a 38 point performance against Sunset High School in her junior year...as a junior, she was named to the Miami Herald All-Dade First Team and Sun-Sentinel All-State Third Team...played for head coach Terry Perry at Palmetto High... chose Miami over Stanford, Boston College and Yale.

Personal:

Intends on majoring in english or pre-law...a member of the National Honor Society and English Honor Society in high school... enjoys reading and spending time with family outside of basketball.



The Curtis File

Interests and hobbies outside of basketball:

Reading and spending time with my family.

Why I chose the University of Miami:

When I came down to it, I wanted to stay close to my family here in Miami.

My first impression of Miami:

It's the whole package – a great school with great athletics.

My favorite athlete:

Lance Armstrong because of all that he has overcome. When people told him he couldn't do it anymore, he did it better, and that mental toughness has been an inspiration to me.

My favorite book:

Success is a Choice by Rick Pitino

My favorite music and artist:

I like anything with a little flavor.

Advice I would give to youngsters:

There is no substitution for hard work. Strive to outwork everyone, believe in yourself and stand strong.

My most prized possession:

By far, my family.

If I wasn't playing college basketball, I would:

More than likely playing another sport in college and pursuing a career in law.

The person who has been the biggest influence in my life:

My brother; He set an example for me while guiding me until I was ready to stand on my own.

#30 Selena Eskinazi-Budge



High School:

Eskinazi-Budge was standout point guard at Beachwood High School...she set the school record for career points, scoring a total of 1,637 points during her four-year career...during her senior season she averaged 23.3 points, 7.4 rebounds and 5.4 steals per game on her way to being named a Second Team All-State selection by the Cleveland Plain Dealer...she served as the team captain as a

senior and a junior...averaged nearly 23 points a game a junior...she scored a school record 44 points in a game during her junior season...played for coach Ron Ruzicka at Beachwood.

Personal:

Intends on majoring in physical therapy and sports rehabilitation at Miami...enjoys art, music, rock

climbing and black and white photography outside of basketball... graduated from Beachwood Magna Cum Laude and was the president of the National Honor Society.



The Eskinazi-Budge File

Interests and hobbies outside of basketball:

Black and white photography, art, music and rock climbing.

My first impression of Miami:

The campus reminded me of a resort.

My favorite sports memory:

In my freshman year of high school we were big underdogs against our school rivals and for the first time in conference history, we beat them.

Superstitions I have before games:

I wear the same winter hat, no matter what the weather, to stretch and warm up.

My Favorite movie:

Good Will Hunting

My favorite actor:

Matt Damon

My favorite book:

Slaughterhouse - Five

My favorite music and artist:

Ben Harper

My most prized possession:

My pillow.


Advice I would give to youngsters:

The harder you work, the luckier you get.

The person(s) who has been the biggest influence in my life:

My family

#20 Albrey Grimsley

**High School:**

As a senior at St. Lucie West Centennial was named to the Florida District 5A First Team...was a District 4A All-State selection as a sophomore and a junior...averaged 13.1 points and 4.8 assists during her junior season...a McDonald's

All-America top-100 player...ranked the No. 31 guard in the nation by the All-Star Girls Report coming out of high school...chose Miami over Georgia Tech.

Personal:

Enjoys shopping outside of basketball...an honor society member in high school.

**The Grimsley File****Interests and hobbies outside of basketball:**

Shopping.

My favorite Book:

Deadly Deception

My favorite meal:

Fruit.

Advice I would give to youngsters:

Stay in school and always be positive.

My most prized possession:

My family.

If I wasn't playing college basketball, I would:

Be a college student.

The person who has been the biggest influence in my life:

My mother and grandmother.

#04 Lamese James

**High School:**

As a senior at South Broward High School, James averaged nearly 17 points and 10 rebounds a game...guided South Broward to an overall record of 33-2 record her senior season and state titles in her freshman, sophomore and senior seasons...scored 23 points with 12 rebounds in the Florida State Championship game her senior

year...was named the Florida District 5A Player of the Year while garnering District 5A First Team and All-Broward County First Team honors...was a McDonald's All-America team nominee...played with Toccara Williams, now with the WNBA's San Antonio Silver Stars, during her freshman season at South Broward.

Personal:

Intends on majoring in music at Miami...hopes to pursue a career in the singing or song writing after college...in addition to singing and writing, enjoys spending time with her family and niece outside of basketball.

**The James File:****Interests and hobbies outside of basketball:**

I have a passion for music, singing and writing poems, songs and lyrics.

Why I chose the University of Miami:

The environment is beautiful, it's close to home and the people around the campus are cool.

Superstitions I have before games:

I always wear my headband and wristband, pray before a game and listen to a gospel and a crunk song.

My favorite athlete:

Shaq because of his down to earth personality. He also keeps everything real.

My favorite movie:

Love and Basketball

My favorite actor or actress:

Denzel Washington (Actor) and Angela Bassett (Actress)

My favorite book:

Shame on it All

My favorite music and artist:

Favorite music is R&B, hip-hop and soul. Favorite artist is Lauryn Hill.

Advice I would give to youngsters:

Surround yourself with positive people and you can't go wrong. Success doesn't have a name on it, so it's there for anyone.


My most prized possession:

My family.

If I wasn't playing college basketball, I would:

Be in the music industry.

#50 Jojuana Jones

**High School:**

Ranked the No. 26 forward in the class of 2004 by the All-Star Girls Report...as a senior, averaged nearly 15 points and 16 rebounds per game at Menchville High School...was a McDonald's All-America nominee...was named the team MVP and team captain her senior season at Menchville...

earned First Team All-Peninsula District honors in her senior campaign...set the Menchville single game school record for rebounds with 26 in a game...as a junior, she was named an All-Peninsula District First Team, All-Daily Press First Team and All-Eastern Region Second Team selection...played for head coach Phil Forbes at Menchville...chose Miami over Syracuse and East Carolina.

Personal:

Intends on studying film at Miami...enjoys going to the movies and going out with friends outside of basketball...attended the same high school as Arizona Cardinal cornerback David Macklin and former N.Y. Jet wide receiver Al Toon.

**The Jones File****Interests and hobbies outside of basketball:**

Going to the movies and going out with friends.

Why I chose the University of Miami:

The team meshed well like a family – all the players loved the coaching staff.

My favorite sports memory:

Receiving a watch, a bag and a plaque for being a McDonald's All-America nominee. Although I didn't make the final team, that was enough to make me feel special.

My favorite athlete:

Ben Wallace because he is the hardest working man in the NBA.

My favorite actor or actress:

Blair Underwood

My favorite music and artist:

Rap and R&B.

Advice I would give to youngsters:

Be yourself and never go out of your way to be accepted by others.

My most prized possession:

My family and true friends.

If I wasn't playing college basketball, I would:

Be in college in Virginia studying film.

The person who has been the biggest influence in my life:

My mother and AAU coaches.



University of Miami

Fields of Study at Miami



- Accounting
- Aerospace Studies
- Afro-American Studies
- Anthropology
- Applied Marine Physics
- Arabic
- Architectural Engineering
- Architecture
- Architecture & Planning
- Art
- Art History
- Biochemistry & Molecular Biology
- Biology
- Biomedical Engineering
- Business Law
- Cell Biology & Anatomy
- Chemistry
- Chinese
- Civil & Architectural Engineering
- Communication
- Advertising
- Communication
- Broadcast & Broadcast Journalism
- Motion Pictures
- News-Editorial Journalism
- Photocommunication
- Public Relations
- Speech Communications
- Computer Information Systems
- Dance
- Economics
- Educational & Psychological Studies
- Electrical & Computer Engineering
- English
- Epidemiology & Public Health
- Exercise & Sport Sciences
- Finance
- French
- Geography
- Geological Sciences
- German
- Greek
- Health Science Program
- Hebrew
- History
- Industrial Engineering
- Interdepartmental Studies
- International Studies
- Italian
- Japanese
- Judaic Studies
- Latin
- Latin American Studies
- Management
- Management Science
- Marine Affairs
- Marine & Atmospheric Chemistry
- Marine Biology & Fisheries
- Marine Geology & Geophysics
- Marine Science
- Applied Marine Science
- Marketing
- Mathematics & Computer Science
- Mechanical Engineering
- Meteorology & Physical Oceanography
- Microbiology & Immunology
- Military Science
- Molecular & Cellular Pharmacology
- Music Education & Music Therapy
- Instrumental Performance
- Keyboard Performance
- Music Media & Industry Musicology
- Studio Music & Jazz
- Music Theory & Composition
- Vocal Performance
- Nursing
- Office of International Programs
- Philosophy
- Physical Science
- Physical Therapy
- Physics
- Physiology & Biophysics
- Political Science
- Portuguese
- Psychology
- Religious Studies
- Russian
- Sociology
- Spanish
- Teaching & Learning
- Theatre Arts
- Women's Studies

University of Miami



The University of Miami is the largest, most comprehensive private research university in the southeastern United States with a well-earned reputation for academic excellence. Nearly 15,000 undergraduate and graduate students from every state and more than 114 nations around the world call UM home during the academic semesters. The University has grown from its main location in the City of Coral Gables to the Medical campus located in Downtown Miami, the Rosenstiel School of Marine and Atmospheric Science on Virginia Key, the John J. Koubek Center in Little Havana, the James L. Knight Center in Downtown Miami, and the South and Richmond campuses in southwest Miami-Dade county. With more than 9,400 full- and part-time faculty and staff, UM is the largest private employer in Miami-Dade County.

Enrollment: Total enrollment for the 2003-2004 academic year was 15,248 students. Of that number, 9,636 were undergraduate students, 3,340 were graduate students, and 1,905 were professional students. During the 2002-2003 academic year, the University awarded 2,053 bachelor's, 1,138 master's, 363 J.D.'s, 133 M.D.'s, 116 Ph.D.'s, and 11 other doctorates (2002-03).



New Freshman Standings: Over one in three new freshmen graduated in the top 5% of their high school class. Almost two-thirds graduated in the top 10% of their high school class.

International Students: The University continues to attract able students from South Florida, as well as from other parts of the nation and around the world. It was one of the country's first universities to have an organized international recruitment program. The University of Miami sends representatives worldwide to seek qualified students. These students represent 113 foreign countries, the 50 states, three territories, and the District of Columbia.

Honors Program/Honor Societies: Approximately 1,600 students participate in the Honors Program. UM has 50 academic honor societies, including Phi Beta Kappa.



Research: Research and sponsored program expenditures totaled \$243.8 million (FY 03). According to the National Science Foundation, UM ranked 52nd of all universities in expenditures of federal funds for research and development (FY 01).

Budget: The budget for 2003-04 is \$1.3 billion, with \$759 million projected for the medical campus. At the end of the FY 03 the endowment was \$414.0 million.

Development: In FY 03, contributions reached \$92.8 million in private cash, gifts and grants. In FY 02, the University ranked 54th among national research institutions in this category. In October 2003, *Momentum: the Campaign for the University of Miami* was announced to increase the University's endowment and raise needed funds to support its research, teaching, and service missions.



A World-Class Student Body

Enrollment at the University of Miami continues to experience tremendous growth. Applications for the freshman class during 2002-2003 reached 15,903 — the highest freshman class application figure in the University's history.

The student body also has become more diverse. White, non-Hispanic students accounted for 62 percent of the incoming freshman class in 2002-2003, Hispanics accounted for 22 percent, and African-Americans for 9 percent, while Asian students accounted for 7 percent.

Women accounted for approximately 59 percent of the new freshman class that year, about 57 percent of all undergraduates, and 52 percent of the graduate and professional students.

Education outside the traditional classroom is an important part of student life at University of Miami. The University has 60 programs offered in 25 countries on a full academic year, semester, or summer basis.





Campuses and Schools

Coral Gables Campus: The Coral Gables campus, with its two colleges and seven schools, is located on a 260-acre tract in suburban Coral Gables.

Medical Campus: The University of Miami School of Medicine campus consists of 35 acres within the 80-acre University of Miami/Jackson Memorial Medical Center complex. Other facilities at the medical center, in addition to Jackson Memorial Hospital, include the Miami Veterans Affairs Medical Center and two University-owned hospitals—the University of Miami Hospital and Clinics and Anne Bates Leach Eye Hospital, along with the Sylvester Comprehensive Cancer Center and Bascom Palmer Eye Institute. Dedication of the Lois Pope LIFE Center in fall 2000 and the Batchelor Children’s Research Institute in spring 2001 in the Schoninger Research Quadrangle marked major contributions to the research facilities at the medical campus. School of Medicine faculty currently conduct more than 1,200



research projects aimed at advances in basic science and clinical care in facilities totaling more than two million square feet of owned and leased space.



Rosenstiel Campus: The Rosenstiel School of Marine and Atmospheric Science is located on a 16-acre waterfront campus on Virginia Key in Biscayne Bay.

South Campus: The south campus, located ten miles southwest of Coral Gables, is on a 136-acre site used for conducting research and development projects.



Richmond Campus: The Richmond campus, established in 2001, is a 78-acre site near south campus. Research facilities for the Rosenstiel School’s Center for Southeastern Tropical Advanced Remote Sensing (CSTARS) and Richmond Satellite Operations Center (RSOC) are located on a portion of the new campus.

Accreditation: Southern Association of Colleges and Schools; 21 professional accrediting agencies.

University Administration

Officers: Donna E. Shalala, president; Phillip Frost, chairman, Board of Trustees; Luis Glaser, executive vice president and provost.



Athletic Administration



Dr. Clyde B. McCoy **Faculty Athletic Representative**

Clyde B. McCoy, Ph.D. has served the University of Miami in various capacities for more than a quarter of a century. One of his current roles at UM is faculty athletic representative.

In this role, Dr. McCoy is responsible for ensuring academic integrity, facilitating institutional control of intercollegiate athletics and

enhancing the student-athlete experience, as well as representing the University to the NCAA. As the faculty representative, Dr. McCoy has established drug education, testing and treatment programs that serve as a model for colleges and universities throughout the United States.

Dr. McCoy has also served on several BIG EAST, ACC and NCAA committees; including chairing the ACC Academic Consortium, as well as successfully chairing the University of Miami NCAA Athletic Committee for Certification.

During his tenure at the University he has established a successful career and international reputation in research, teaching and administration. He presently serves as professor and chairperson of the School of Medicine's Department of Epidemiology and Public Health, and as Director of the University of Miami Comprehensive Drug Research Center and Health Services Research Center. His work in the early detection of breast cancer and in drug and HIV prevention have become national models.

He has been responsible for more than 50 research projects covering a broad span of epidemiology, substance abuse, cancer, HIV-AIDS, community studies, health planning, and health services and his extensive list of publications has been co-authored with more than 200 colleagues.

He has been honored as a Distinguished Alumni at the University of Cincinnati, and Most Outstanding Faculty Athletic Representative by the American Football Foundation and is proud to be a member of UM's Iron Arrow and Phi Beta Delta, Honor Society for International Scholars.



Wayne Roberts **Senior Associate Athletic Director and CFO**

Wayne joined the Athletic Department as Chief Financial Officer in 1996 after serving the University of Miami in several capacities starting as Director of Cost Studies and rising to Associate Controller and University Controller before joining the Athletic Department. He was promoted to Senior Associate Athletic Director in September, 2003. Mr. Roberts joined the

University in 1984 after 10 years at Duke University where he was a member of the controller's staff.

As Senior Associate Athletic Director and CFO, Mr. Roberts has a wide range of responsibilities including assisting the Athletic Director with the day to day operations of the department. He prepares and monitors the department's annual operating budget as well as the department's long range financial plans. As part of the planning process Mr. Roberts is responsible for establishing revenue and expense targets including establishing ticket prices for revenue generating sports. Mr. Roberts played a key role in the financial negotiations with the Atlantic Coast Conference and maintains close ties with conference officials.

Mr. Roberts is also responsible for several key areas including the ticket office, business office including expenditure control, purchasing and human

resource administration, facilities and construction projects, travel and the equipment room.

A graduate of East Tennessee State University, Roberts earned his accounting degree in 1972 and is a certified public accountant.



Connie Nickel **Associate Athletic Director for Internal Operations/SWA**

Connie Nickel begins her 18th year as a member of the University of Miami Athletic Department. Serving in the capacity of Associate Athletic Director for Internal Operations, Nickel supervises all the Olympic sports, which includes women's soccer, volleyball, golf, swimming and diving, rowing, men's

and women's tennis, and men's and women's track and cross-country.

She is also responsible for the production of all home athletic contests as well as running all conference and NCAA championships. In addition, Nickel is in charge of football and men's and women's basketball scheduling, is the administrative chair for the Student Athletic Advisory Committee and is the advisor to the cheerleaders, sunsations and the mascots.

Since joining the University as an intern in 1987, Nickel served as Assistant Director of Events, Director of Events and Assistant Athletic Director for Events. She was appointed Senior Women's Administrator in 1998 and works to promote women's sports in the Miami area. She is also a board member of the UM Sports Hall of Fame.

A native of Bay City, Michigan, Nickel graduated from the University of Michigan in 1982 with a Bachelor of Business Administration and then earned her Master's of Sports Administration from St. Thomas University in 1987 where she worked on the promoting of men's and women's basketball while earning her degree.

Prior to coming to South Florida, Nickel worked for A. C. Nielsen, in Northbrook, Illinois, for 1982 - 1985 as a market research associate.

In 2000, Nickel was inducted in the Iron Arrow Society and Tau Beta Sigma Fraternity.



Roger Bell **Associate Athletic Director for Community Relations**

Roger Bell is in his eighth year as the Associate Athletic Director for Community Relations at the University of Miami.

He also directs the Life Skills Program which helps student-athletes in the areas of personal development, career development and community service.

Bell is also responsible for promoting Hurricane Athletics to the public with programs that benefit the community and the University of Miami's Athletic Department. Those programs have included "Join a Team, Not a Gang" sponsored by the Metro-Dade police and Florida Power and Light, Canes on Patrol sponsored by BrandsMart as well as student-athlete appearances to local schools to promote education and the anti-drug campaign, "Just Say No."

Bell has been a member of the Hurricane family since 1991 when he was appointed Assistant Director of the Academic Support Program for student-athletes. In that capacity Bell monitored student-athlete's academic progress and was active in career planning and placement.

A native of Chicago, Illinois, Bell graduated from Morehouse College in 1972 with a bachelor of arts in Education before moving on to the University of Miami to complete a master's of science degree in Educational Leadership in 1989. Bell also holds memberships in numerous professional associations including the National Association of Athletic Advisors for Athletics and has earned distinction by being named as one of 500 Role Models of Excellence.

Bell and his wife, Denise, have two children, Raja and Tombi.



**Ross Bjork
Associate Director of
Athletics for External
Operations**

Ross Bjork begins his second year as the Associate Director of Athletics for External Operations at the University of Miami. Bjork oversees Athletic Development, Marketing and Promotions, Internet Communications, Ticket Sales, and Hurricane Sports Properties. Since his arrival at Miami, the U Excellence Capital

Campaign has been activated and annual giving to the Hurricane Club has increased to over \$4.5M and membership in the Club has surpassed 5,800 active members. Bjork has also assisted in negotiating an extension to Miami's Nike and Gatorade contracts for the Hurricanes.

Bjork came to Miami from the University of Missouri where he spent over six years as a member of the athletic development staff. In May 2001 Bjork was named Assistant Athletic Director for Development and oversaw all aspects of Missouri's athletic development office, including the Tiger Scholarship Fund, special events, premium parking and seating for football and basketball, and the Champions for Life Capital Campaign.

Bjork first arrived at Mizzou in April 1997 and served as an athletic development officer until 1999. He became the Director of the Tiger Scholarship Fund in 1999, before being named Assistant Athletic Director for Development.

Upon his arrival at Mizzou, annual donations to the TSF escalated from \$1.6 million in 1996 to \$5.4 million in 2002, while TSF membership increased from 2,400 to 4,600 annual members. Total giving also increased from \$2.1 million in 1996 to \$14.6 million in 2003. In addition, Bjork directed the sales campaign of the private football suites project in 2000, and implemented the new priority seating program for Missouri basketball. He also oversaw the generation of \$102 million for the Champions for Life Capital Campaign that further enhanced Mizzou's endowment program and upgraded the Sports Park. Upon his departure, over \$87.5 million had been secured.

Prior to joining the Missouri athletic staff, Bjork served as an assistant coordinator for the Hilltopper Athletic Foundation at Western Kentucky University and served as a graduate assistant at Western Illinois University in the Department of Campus Recreation.

A native of Dodge City, Kan., Bjork was a two-year starter at fullback at Emporia State University earning honorable mention All-MIAA honors as a senior. He received his Bachelor's Degree in Recreation Administration from Emporia State in 1995, and a Master's Degree in Athletic Administration from Western Illinois in December 1996. Ross' wife Sonya works for the University of Miami Alumni Association and they reside in South Miami.



**Penni Key
Associate Athletic
Director for Internal
Services**

Penni Key enters her seventh year of service for the University of Miami Athletic Department. Key provides oversight of compliance, academic and sports medicine departments as well as being the primary liaison to the student-athlete drug testing committee. She

also has overseen the NCAA Certification process as the department completes second-cycle accreditation with the NCAA.

Key is a seasoned athletic administrator entering her 12th year in collegiate athletics. The majority of Key's experience resides in the area of NCAA compliance. Under her guidance, Miami's compliance office has implemented one of the most comprehensive compliance programs in the nation.

Key came to Miami in September of 1998 from Central Michigan University where she was the Director of Compliance. The majority of the previous two years, Key served as the first compliance administrator at Fresno State University. Since being at Miami, Key has been promoted from Assistant Athletic Director to Associate Athletic Director of Compliance to her present title of Associate Athletic Director for Internal Services.

Key received her undergraduate degree in Psychology with a minor in Business Administration from Eastern Illinois. She then went on to earn a Master of Science degree from Western Illinois in 1995. She has also received certification from the NACWAA/HERS Institute for Administrative Advancement.

Athletically, Key began her collegiate days as a varsity softball player at Eastern Illinois where she served as a team captain. Among her honors were Academic All-American in 1991 and Academic All-Gateway Conference in 1990 and 1991.

Athletic Academic Services

The Athletic Academic Services Staff of the University of Miami Athletic Department is committed to providing the academic support services necessary to facilitate the graduation of student athletes and the nurturing of skills to promote the development of responsible, well-rounded individuals. This mission is fulfilled through our commitment to promote athletics, academics, personal development and career development.

The Retention Programs

The University of Miami offers unique programs designed to assist student-athletes in their pursuit of a college education. These are a few of the programs offered to assist student-athletes:

1. FEX Freshman Experience Course - A unique class designed to assist freshman student-athletes with the transition from high school to college.

2. Proactive Mentorship Program - This program is designed to assist student-athletes with the transition skills necessary to be successful college students. All freshmen are required to participate and meet once a week with a mentor covering issues such as time management, goal-setting, class preparation, test preparation, etc.

3. Study Table Program - Provides valuable locations and time to accomplish academic goals. Structured times, group and individual tutorials, computer labs, and quiet areas are designated for this program.

4. F.A.S.T. Program (Freshman Academic Success Training) - The main purpose of this program is to ensure a smooth and successful transition from high school to college through academic success training. This will be accomplished through closely monitoring incoming at-risk student-athletes so as to ensure the use of efficient time management and study skills. Assumptions are made that all of our student-athletes come to us with good study habits, academic knowledge, and social judgment. This program will address all these areas and be reinforced throughout the semester.

5. Computer Lab - Located within the Hecht Athletic Center, student-athletes have access to 30 personal computers with Internet access and conduct research. The lab also has 7 lab top computers that student-athletes can check out and take with them on team trips, or when they want to work on their own

6. Tutors - Level 1 certified tutors by the College Reading and Learning Association provide individual and group assistance upon request. The tutor program at the University of Miami is one on a small number of athletic programs in the country to be awarded CRLA certification.


7. Learning Resource Room - Student-athletes with disabilities have access to computer programs that aid in their educational skill development.

The Computer Lab



Leigh Husband (M.S.), Coordinator of Academic Advising

Leigh is the the advisor to men's and women's basketball and soccer along with serving as the Initial Eligibility and Admissions Coordinator. She is also responsible for the Academic Coach and the New Student Athlete Orientation programs. Entering her seventh year at the University of Miami, Leigh has 14 years experience in Athletic Academic Advising. Leigh's undergraduate degree is from the University of Vermont (BS) and her Master's is from Indiana University (MS). Leigh, originally from Brightwaters, NY, is married to Jamie Husband and the mother of 4 year old Ross.



David Wyman (M.S.), Associate Director of Academic Services

10 year veteran of the office of Athletic Academic Support Services, David currently serves as the chief advisor who coordinates continuing eligibility for all student-athletes. He specifically advises junior and senior football student-athletes, the men's and women's track & field and the women's rowing teams. David earned his baccalaureate (B.S.) degree in accounting from Florida A&M University and his graduate degree (M.S.) from St. Thomas University in sports administration. Born in New York, Dave was raised in Miami and is a lifelong Hurricane fan.




Carole Walker (M.ED.), Coordinator of Academic Advising

Responsible for providing direction for freshmen and sophomore football student-athletes in academic advising. Now in her fifth year at the University of Miami, she is also responsible for assisting the Director of Football Operations with organizing Freshmen Football Orientation as well as advises women's volleyball, women's swimming and diving and men's diving. A 1996 recipient of the NCAA Ethnic Minority Postgraduate Scholarship, Carole obtained her Master's degree in Education from Auburn University.



Christine Scheets (B.A.), Learning Specialist/Tutor Coordinator

Responsible for providing academic skills development for student-athletes with disabilities as well as those student-athletes with low study skills. She also spearheaded the F.A.S.T. Program which targets incoming "at-risk" student-athletes and teaches a Freshmen Experience course for student-athletes. Prior to coming to the University of Miami, Christine taught in the New Jersey Schools System as an English teacher. She received a Bachelor of Arts degree in English Education and is currently pursuing a Master's degree at UM. Christine, originally from Collingswood, NJ is also the mother of 12 year old Lainey and 10 year old Hunter.



Artavias Thompkins, Academic Advisor

Artavias is responsible for providing academic advising for women's tennis, men's tennis, men's track and the baseball student-athletes. He began as an intern for the University of Miami Academic Services department and is now entering his first year as a full time advisor. Artavias received his Bachelors Degree in Interdisciplinary Studies from Utah State University and is looking forward to enrolling at UM this spring to begin a Masters degree. He is a native of Miami, Florida.

The Colleges and Schools

The School of Architecture, founded in 1983, offers a wide range of professionally accredited undergraduate and graduate degrees with specialization in suburb and town design and computing in design. The school's faculty and students, headed by Dean Elizabeth Plater-Zyberk, have earned numerous honors and accolades for excellence in design. Fall 2003 enrollment: 383.

The College of Arts and Sciences, founded in 1926, encompasses most of the disciplines within the realm of the liberal arts. The college comprises 20 academic departments, with approximately 40 distinct majors available to undergraduates. The college employs approximately 400 full-time faculty. Fall 2003 enrollment: 4,612.

The School of Business Administration, founded in 1929, is accredited by the Association to Advance Collegiate Schools of Business. The nine departments of the school offer 26 undergraduate and graduate-level degree programs. It also is one of the first schools in the nation to offer a graduate-level management program in the Spanish language for Latin American business executives. Fall 2003 enrollment: 2,888.

The School of Communication, founded in 1985, is one of the fastest-growing schools at the University. Major programs of study include public relations, motion pictures, and broadcast journalism, as well as photography, advertising, and visual communication. It also houses a broad range of student facilities and activities such as a cable television station and a student-run FM radio station, an award-winning twice weekly newspaper, and a nationally recognized debate team. Fall 2003 enrollment: 1,361.

The School of Education, founded in 1929, houses the Departments of Teaching and Learning, Educational and Psychological Studies, and Exercise and Sport Sciences. Undergraduate majors and minors are available in elementary, secondary, special, and music education. There also are disciplines such as exercise physiology and teaching English to speakers of other languages (TESOL). All teacher education courses are approved by the State of Florida and are accredited by the National Council for Accreditation of Teacher Education. Fall 2003 enrollment: 799.

The College of Engineering, founded in 1947, is one of the largest schools of its kind in a private institution of higher learning. The college's most distinctive features are the interdisciplinary courses of study, the result of associations with several areas of the University; these include biomedical engineering, which involves a partnership with the School of Medicine, and ocean engineering, which has a partnership with the Rosenstiel School. Fall 2003 enrollment: 1,107.

The Graduate School, founded in 1959, offers graduate degrees in all major areas, with 60 doctoral, 125 master's, and eight specialist programs. The list of accomplishments in post-baccalaureate education is extensive. The Rosenstiel School is considered among the world's top institutes for marine and atmospheric research and graduate training.

The School of Law, founded in 1928, offers graduate programs in comparative law, inter-American law, international law, ocean and coastal law, taxation, estate planning, and real estate property development. The law library is considered a leading legal research library with state-of-the-art research tools and journals. Fall 2003 enrollment: 1,303.

The School of Medicine, founded in 1952, already has established a research enterprise that the National Institutes of Health ranks in the top 30 percent of the nation's 125 medical schools with regard to research funding awarded. The medical school's 1,000-plus full-time faculty members and an additional 500 research personnel conduct clinical and basic science research crossing all disciplines, from epidemiology and pediatrics to AIDS, psychiatry, and the neurosciences. Together with its partner, Jackson Memorial Hospital, the school comprises the second-busiest medical center in the nation. Fall 2003 enrollment: 911.

Phillip and Patricia Frost School of Music, founded in 1926, is one of the largest schools of its kind in a private institution and one of the most comprehensive in all of higher learning. The school offers many bachelor's and master's degree programs. The school's facilities include the Maurice Gusman Concert Hall and the L. Austin Weeks Center for Recording and Performance, which contains the Victor E. Clarke Recital Hall, among others. Fall 2003 enrollment: 721.

The School of Nursing, founded in 1968, houses one of the first collegiate nursing programs in South Florida. The school has an emphasis on transcultural nursing, which recognizes an individual's unique health benefits and practices. The school is a leader in the development of innovative primary care nursing practice models, which have earned national and international recognition and research. Fall 2003 enrollment: 355.

The Rosenstiel School of Marine and Atmospheric Science, founded in 1969, has grown from humble beginnings into one of the nation's leading institutions for oceanographic research and education today. The school offers curricula in applied marine physics, marine affairs, marine and atmospheric chemistry, marine biology and fisheries, marine geology and geophysics, and meteorology and physical oceanography. Fall 2003 enrollment: 213.

Graduation

"Here at the University of Miami we've had tremendous success on the court, but I'm most proud of our players' accomplishments in the classroom. I'm a firm believer that nothing is more important than education, and as coaches, we believe that it is our responsibility to provide guidance and leadership to all of our student-athletes. Our number one priority here is to help our student-athletes prepare for life after college so that when they graduate they will be successful at whatever they do throughout their lives." — Ferne Labati

Graduating is a Top Priority for Labati's Players

Miami Head Coach Ferne Labati has a proven track record of success on the court. Her student athlete's achievements in the classroom are also very successful. Out of the 46 players that have completed their eligibility at

Miami, 41 have earned their degrees during Labati's 15 years. Shown here are those players who were winners both on and off the court.



Vera Arsova
Class of '04
Computer Science/
Mathematics



Merren Armour
Class of '92
Political Science



Beth Barnhart
Class of '99
Criminology



Martha Bodley
Class of '02
International
Studies



Chanivia Broussard
Class of '04
Liberal Arts



Vicki Bowers
Class of '92
Psychology



Chountelle Bullock
Class of '89
Business



Nanci Clayton
Class of '90
Communications



Dalia Clarke
Class of '01
Sports
Management



Melissa Edwards
Class of '90
Business
Management



Sherri Eyer
Class of '92
Psychology



Maureen Faulkner
Class of '96
Criminal Justice



Kathryn Fowler
Class of '02
Business
Management



Gina Graziani
Class of '00
Criminology



Elaine Harlow
Class of '90
Psychology



Carla Harris
Class of '93
Psychology/Special
Education



Alicia Hartlaub
Class of '03
Special Education
and Criminology



Jeannie Hebert
Class of '92
Business
Management



Jill Henne
Class of '97
International
Finance
and Marketing



Kym Hope
Class of '99
Sociology



Tessa Iacoboni
Class of '98
Physical Therapy



Sheila James
Class of '02
Human Resources



Lisa Jones
Class of '00
Sociology



Shay Jones
Class of '96
Liberal Arts



Jennifer Jordan
Class of '99
Sociology



Ronnie McGarry
Class of '94
Art



Galila Maik
Class of '84
Biology



Nickki Mitchell
Class of '94
Criminal Justice



Mechelle Murray
Class of '98
Sociology



Dona Nando
Class of '01
Marketing



Christine Olson
Class of '96
Physical Therapy



Camilla Östh
Class of '01
Marketing



Vicki Plowden
Class of '93
Communications



Meghan Saake
Class of '03
Criminology



Frances Savage
Class of '92
Criminal Justice



Mary Tantillo
Class of '93
Psychology



Desma Thomas
Class of '97
Sports
Management



Nina Wagner
Class of '95
Communications



Della Wilson
Class of '93
Computer
Information
Systems



Shaquana Wilkins
Class of '04
Business
Management



Cassandra Wimes
Class of '99
Psychology



Hutashi Wilson
Class of '04
Business
Management



Tanya Wood
Class of '90
General Studies



Cami Young
Class of '94
Criminal Justice



Tanya Young
Class of '95
Arts & Science

Academics

Women's Basketball BIG EAST Academic All-Stars



Tatjana Marincic
2002-03; 2003-04



Vera Arsova
2001-02; 2002-03;
2003-04



Imai Dhahabu
2003-04



Fallon Phanord
2001-02



Alicia Hartlaub
1999-00; 2000-01;
2001-02; 2002-03



Camilla Östh
1997-98; 1998-99;
1999-00; 2000-01



Amanda Papuga
1999-00; 2000-01



Meghan Saake
1999-00; 2000-01;
2001-02; 2002-03



Christal White
1998-99; 1999-2000



Rachel Oates
1998-99



Jennifer Jordan
1998-99



Beth Bamhart
1995-96



Octavia Blue
1995-96



Maureen Faulkner
1995-96; 1994-95



Tessa Iacoboni
1995-96



Tarla Toomer
1995-96



Galia Maik
1993-94



Veronica Watson
1993-94



Mary Tantillo
1992-93



Merren Armour
1991-92



Vicki Bowers
1991-92



Jeannie Hebert
1991-92

2003-2004 BIG EAST Academic All-Star Team

Women's Basketball

Vera Arsova
Imani Dhahabu
Tatjana Marincic

Women's Rowing

Alicia Alamar
Hannah Bae
Marenda Chamberlin
Rachel Clausing
Anna Cohen
Laura Coltman
Julianns Crane
Deirdre Curran
Jennifer Dunning
Bridget Gallagher
Yassamin Haririnia
Jaqueline Heywood
Jennifer Krawec
Meghan Leydecker
Jessica Martin
Erin Morris
Rachel Sander
Sierra Shaffer
Sarah Stocks
Katherine Sullivan
Noelle Van Ee

Ashley Via
Valerie Webb
Karen Wiley

Women's Golf

Kathleen Buscemi
Ashley Lamoureux
Christina Miller

Women's Soccer

Lauren Alford
Ashley Durkee
Gitana Gotay
Anik Huffman
Jenna Johnson
Mary Luke
Denise Norton
Sheuneen Ta
Diana Tuck

Women's Swimming & Diving

Colleen Adkins
Heather Bounds
Mary Carriere
Gema Crespo
Tara Erwin
Katalin Ferenczi
Adrien Ferguson
Nancy Gajos
Ashley Knapp
Kristen Lunak
Katie Onachila
Emily Spychala
Hallie Turkish

Men's Swimming & Diving

Toby Brooks
Miguel Velazquez

Men's Track & Field/ Cross Country

Jason Ballard
Thomas Berry
Alexander Brutvan
Zachery Castiglione

Christopher Centrich
Kenneth Frank
Reid Heidenry
Seth Kampf
Russell Landy
Jonathan Mark
Matthew Mulvaney
Jonathan Scheiner

Women's Track & Field/Cross Country

Megan Cobb
Lauren Koutrelakos
Terria Madison
Allison McElhaney
Raina McMillon
Adrienne Moss
Jennifer Penrose
Melissa Preston
Melanie Schultz
Ebony Wheaton
Michelle White
Amber Williams

Women's Tennis

Audrey Banada
Megan Bradley
Natalie Mikolich
Mari Toro

Men's Tennis

Jeremiah Fuller
Eric Hechtman
Tim Krebs
Colin Purcell

Women's Volleyball

Ann Gallo
Karla Johnson
Kaitlin Kozak
Leyre Santaella-Sante
Elizabeth Tyson

Important Information From the University of Miami Compliance Office

Dear Prospective Student-Athlete:

As a prospective student-athlete, you may have the athletic potential to play college basketball at the Division I level. If so, you probably will be exposed to an enormous amount of recruitment activities from universities across the country.

Throughout the recruitment process, coaches will reference various NCAA rules and regulations. The rules are designed for various reasons. The most important of which are to ease the pressures on prospective student-athletes and to level the playing field so that all universities operate within the same guidelines.

During the recruiting process you may have the following questions:

- When and how often can I visit an institutions campus?
- When, where and how often can a coach telephone me?
- How many times can a coach observe me in practice and/or competition?
- What academic criteria must I meet to be eligible to play Division I college basketball?

The answers to these questions and more can be obtained from the University of Miami Compliance Office or the NCAA by requesting the NCAA Guide for the College-Bound Student-Athlete. The guide may be provided to a prospective student-athlete at any time. The guide addresses issues related to Divisions I, II and III academic eligibility, financial aid, recruitment and more.

To receive a copy of the guide call the NCAA Hotline at 1-800-638-3731 or request it from the University of Miami coach who is recruiting you.

Please remember that since violations of NCAA rules during your recruitment could jeopardize your athletic eligibility, it is important for you and your parents to be informed and to ask questions throughout the recruiting process.

Best of luck and GO HURRICANES!

Sincerely,



Tony Hernandez
Assistant Athletic Director for Compliance

Frequently Asked Questions

Who is a Prospective Student-Athlete (Prospect)?

You are a prospect if you have started classes for the ninth grade. Before the ninth grade, you may become a prospect if a university provides you (or your family or friends) any financial aid or other benefit that is not usually provided to prospective student-athletes.

How do I know if I'm being recruited?

A coach is recruiting you if they try to convince you directly, or through your family, to attend their school and participate in intercollegiate athletics. There are several ways to be recruited: (1) a coach may provide you with an official paid visit to view the campus, (2) a coach may arrange an in-person, off-campus meeting with you (or your family), or (3) a coach or staff member may call you (or your family) on more than one occasion for the purpose of recruitment.

Coaches and authorized institutional staff members are the only individuals who may recruit you. Representatives of athletic interests (boosters) may not call, write or make in-person contact with you anywhere for the purpose of recruiting you to a university and participating in athletics.

When can a coach contact me? Off Campus Contact

A coach can arrange a face-to-face meeting, off the University's campus, with you beginning July 1st following the completion of your junior year in high school.

Telephone Calls

- In all sports other than football and basketball, a coach may call a prospect once during the month of March of the prospect's junior year in high school and then on or

after July 1 following the completion of the prospect's junior year in high school. Only one phone call may be made per week to a prospect or the prospect's family.

- In the sport of football, a coach may initiate one telephone call to a prospect during the month of May of the prospect's junior year. Additional telephone calls to a prospect may not be made before September 1 of the beginning of the prospect's senior year in high school, limited to one call per week.
- In the sport of men's basketball, coaches may make one telephone call to a prospect during the month of March during the prospect's junior year. A coach may then call a prospect on or after June 21 of the prospect's junior year, followed by three additional phone calls in the month of July, with no more than one call per week.
- In the sport of women's basketball, one telephone call during the month of March of the prospect's junior year in high school and then one telephone call may be made to a prospect on or after June 21 of the prospect's junior year in high school. In addition, only three telephone calls to a prospect may be made during the month of July, with no more than one call per week.
- In the following circumstances unlimited calls to a prospect are permitted: (1) during the five days immediately preceding an official visit to the University of Miami, (2) on the initial date for signing the National Letter of Intent and the two days following the signing date, and (3) on the day of a coach's off-campus contact with a prospect.
- For all sports, coaches may receive telephone calls placed by a prospect at the prospect's expense at any time, including before July 1 following the prospect's junior year in high school.

Letters

Letters and recruiting information may be sent to you starting September 1st at the beginning of your junior year in high school.

What is a Contact?

A contact is any face-to-face encounter between a prospect or the prospect's parent(s) or legal guardian and an institutional staff member or athletic representative during which any dialogue occurs in excess of an exchange of a greeting. NOTE: At the Division I level, athletic representatives (boosters) may not contact you for the purpose of recruiting.

What can a school offer me to attend their University?

You (or your family) may not receive any benefit, inducement or arrangements such as cash, clothing, cars, gifts or loans to encourage you to sign a National Letter of Intent or to attend a NCAA school.

A University may offer you a one-year scholarship that covers room and board, tuition and fees, and required course-related books, or any part of these. The institution can recommend that this aid is renewed each year, as is the general practice at the University of Miami but this renewal is not guaranteed. In addition, they can offer you quality academic and medical support, as well as the opportunity to compete for one of the nation's top programs.

What can I do during this process?

Enjoy your high school years and work hard both in the classroom and in your sport. At the beginning of your junior year you should sign up for the NCAA Clearinghouse. Your high school guidance office can provide you with the information to register.

COMPLIANCE CONTACT INFORMATION

NCAA
P.O. Box 6222
Indianapolis, IN 46206
(317) 917-6222
(800) 638-3731
www.ncaa.org

NCAA Clearinghouse
2255 N. Dubuque Road
P.O. Box 4044
Iowa City, IA 52243
(877) 861-3003

University of Miami Compliance Office
5821 San Amaro Drive
Coral Gables, FL 33146
(305) 284-2692
www.hurricanesports.com
athleticscompliance@miami.edu

Office of Athletic Compliance

Tony Hernandez, Andrea Nordmann, and Kris Kuhr form one of the nation's most comprehensive compliance departments. The Compliance Office reports to Penni Key, Associate Athletic Director for Internal Services. They work closely with the Hurricane athletic department to ensure full compliance with institutional, Atlantic Coast Conference and NCAA rules and regulations.



Tony Hernandez
Director of Compliance



Penni Key
Associate Athletic Director for Compliance



Andrea Nordmann
Assistant Director of Compliance for Financial Aid



Kristine Kuhr
Assistant Director of Compliance for Eligibility

Hurricanes in the Community



Carla Collins Community Relations Program Coordinator

At the University of Miami, our student-athletes, coaches, and staff take great pride in giving back to the community. The Hurricanes are dedicated to the improvement of our community with a special focus on the children of South Florida. Through volunteerism, student-athletes will have the opportunity to serve the community and be positive role models to youth.

As an educational institution we want to instill the importance of education and hard work into our youth through examples of leadership and dedication to our community and its members.

Through community service projects, student-athlete and staff appearances, contributions and fund-raising events it is our goal to build a partnership with our community that will assist us in our goal of enhancing the quality of life for South Florida's youth.

The University of Miami has a number of different programs for student-athletes to become involved. The following is a list of community programs and events that the Hurricanes have contributed their time and service to:

Hurricanes Speaker's Bureau - Student-athletes, coaches and staff take time to speak to groups about developing a positive, winning lifestyle.

5000 Role Models - The project's goal is to have student-athletes and athletic department staff members intervene in the lives of at-risk boys to provide them with alternatives that will lead them away from crime and violence.

Join-a-Team, Not-a-Gang - Its purpose is to encourage area youth to seek positive alternatives to gangs.

Red Ribbon Week - An annual week-long event where student-athletes make appearances at local schools and organizations to educate children on the importance of staying drug free.

Hurricane Helmet Helpers - Area youngsters are given the opportunity to greet Hurricane players and serve as a personal attendant.

Thanksgiving Dinner Delivery - Student-athletes deliver Thanksgiving dinners, donated by Sysco Food Services, to needy organizations.

Future Canes Program - Exposes at-risk youth, disabled persons and disadvantaged children to a university atmosphere and Hurricane athletic events.

Canes on Patrol - Student-athletes are given an inside look at police work riding with Broward County Sheriffs and assisting in their patrols.

UM, City of Hialeah Team Up - The UM Athletic Department entered in a 5-year grassroots partnership with the City of Hialeah that will allow the Hurricanes to reach out into the community and create opportunities for local youths to participate and enjoy athletics.

- Habitat for Humanity
- Haunted House
- Ronald McDonald House
- Thanksgiving Dinners
- Big Brothers Big Sisters
- Boys and Girls Club
- Hospital Visits
- Youth Clinics
- Creek Sweep
- YMCA

PAL Clinic



Kendall Boys and Girls Club



Kendall Boys and Girls Club



Athletic Training

Kysha Harriell Assistant Athletic Trainer



8th Year on the Miami Staff

Experience:

1997- Assistant Athletic Trainer, University of Miami
1993-96 Student Trainer, Pittsburgh

Education:

1998. M.S.E.D. in Sports Administration/Sports Medicine, University of Miami
1996. B.S. in Movement Science and Athletic Training, Pittsburgh

Personal:

Full Name: Kysha Harriell
Born: July 25, 1973 in Washington, D.C.

The top priority of the University of Miami athletic department is a commitment to its student-athletes both on and off the court. This commitment is constantly reinforced with the medical attention that is available to Hurricane student-athletes.

UM's newly renovated and expanded training room, located in the Hecht Athletic Center, contains the most modern equipment available.

Computerized testing and a wide range of aerobic conditioning equipment is available to help design individual rehabilitation programs and help reduce the risk of re-injury. The training room also contains a state-of-the-art Biodex machine to aid athletes in their rehabilitation.

The University has assembled one of the finest medical staffs in the country. The women's basketball team physician and orthopedic surgeon Dr. Keith Hechtman works with the UM training staff throughout the season. Dr. Hechtman also works with the Hurricane baseball team.

Miami's top-notch training staff, is headed by Scott McGonagle. McGonagle, a certified member of the National Athletic Trainers Association, joined the UM family in September of 1995 following a 13 year stint as the head trainer at the University of Tulsa. He has also served on the training staffs at the 1993 and 1994 U.S. Olympic Festivals as well as the U.S. Olympic Training Center in 1991.

Assistant trainer Kysha Harriell works and travels with the women's basketball team. She monitors the medical progress of Hurricane basketball players and works closely with team physicians in designing rehabilitation programs for the athletes.

Harriell came to Miami from Pittsburgh where she was a student assistant trainer from 1993-96. While at Pittsburgh, Harriell worked with several sports including football, gymnastics, women's basketball, and track and field.

Harriell was also an intern at Carlow College where she worked directly with volleyball, women's basketball and cross country.

Harriell, is a certified member of the National Athletic Trainers Association and also serves on the NATA Ethnic Diversity Advisory Council. She currently teaches Sports Medicine classes at Miami and is pursuing a Doctorate in Education.

Harriell earned a bachelor of science degree in movement science and athletic training from Pittsburgh in 1996 and a master's degree in Sports Administration/Sports Medicine from Miami in 1997.

Dr. Hechtman, regarded as one of the finest physicians in the southeast, works with Dr. John Uribe, a specialist in orthopedics and another member of UM's medical team, in serving as team physicians for both Florida International University and St. Thomas University.

Hurricane athletes enjoy the luxury of having one of the nation's finest sports medicine facilities located right on campus. Doctors' Hospital features a full service health-care center specializing in sports medicine. The clinic provides preventative care, physicals, injury evaluations, special testing and referral to specialists. Doctors' Hospital possesses some of the most high-tech equipment in the nation and is available to treat Hurricane athletes.

With all this medical expertise and equipment available to them, Hurricane athletes are among the best cared for in the nation.

Miami also offers a comprehensive program intended to aid and educate student-athletes concerning the problems and dangers associated with the usage of drugs and substance abuse. The program consists of drug education, testing, counseling and rehabilitation.

In order to join the training staff at the University, athletic trainers must undergo rigorous hours of work and pass a certification exam. Each trainer at Miami must have worked at least 1,500 hours as a student-trainer under the supervision of a certified athletic trainer, graduated from a medical curriculum, and passed the national exam.

The Hurricane training room is easily accessible to all student-athletes and is centrally located in the Hecht Athletic Center.

Athletic Training Support Staff



Scott McGonagle, M.S./A.T.C.
Univ. of Arizona, 1981
Head Athletic Trainer



Kevin Blasko, M.S./A.T.C.
Univ. of Tulsa, 1992
Assistant Athletic Trainer



Brian Hart
Graduate Assistant



Garrick Edwards
M.S. Ed.
Kansas State, 2000
Assistant Athletic Trainer



Jack Brenner, D.D.S.
Univ. of Miami, 1958
Dentistry



Keith Hechtman, M.D.
Univ. of Miami, 1979
Orthopedics



Irma Rey, M.D.
Univ. of Miami, 1981
Internal Medicine



John Uribe, MD
Univ. of N. Carolina, 1976
Physician & Orthopedic Surgeon

Strength & Conditioning

At the University of Miami winners are made on and off the court. Just as important as the final numbers that read on the scoreboard, are the results achieved in the Hurricanes' weight room. It is this firm belief that has made Miami one of the nation's up and coming programs.

The Hurricane Strength and Conditioning program operates under the guidance of head strength coach Andreu Swasey.

Head Strength and Conditioning Coach Andreu Swasey is noted for his enthusiastic approach to weight training and for developing year-round sports specific programs for each student-athlete. Together with assistant strength coaches Lisa Ciaravella, Mark Dziadek, Victor Ishmael, Jimmy Goins and Dave Richardson, Hurricane student athletes are given the personalized instruction and tools to reach their full physical potential.

The goal of the Hurricane Strength and Conditioning program is to minimize risk and enhance all physical parameters, including strength, speed, power, flexibility and cardiovascular endurance.

The results of the strength program are obvious as the Hurricanes enter the 2002-03 season stronger and healthier than ever before. Conditioning will be crucial as the Hurricanes face

some of the nations best athletes in the always grueling BIG EAST Conference.

The 5,500 square foot Hurricane weight room is adjacent to the Hurricanes' practice facility and is located within the Hecht Athletic Center. Totally refurbished in 1995 with a complete line of weights and muscle-specific machines, the Hurricane weight room is complete with a rubberized floor surface, stereo sound system, cooled water fountains and full-length mirrored walls.

Entering the 2002-03 season, UM student-athletes will have the use of the newly-constructed state-of-the-art track on the Cobb Stadium for Soccer, Track & Field on which to work on all facets of speed training.

Committed to the health and development of her players, Ferne Labati is one of the most progressive basketball coaches in the country with regards to strength and conditioning. It is her belief that strength and conditioning is every bit as important as scrimmaging and watching film. Along with Ciaravella, Labati will evaluate the strength and conditioning program by how the Hurricanes are doing in March because just as basketball skills must improve as the ACC and NCAA Tournament come around, so must the conditioning of their players.

Lisa Ciaravella Assistant Strength & Conditioning Coach



First Year on the Miami Staff

Experience

- 2004 Assistant Strength and Conditioning Coach, University of Miami
- 2003 Head Strength and Conditioning Coach, Connecticut Sun (WNBA)
- 2003 Head Strength and Conditioning Coach, Florida Atlantic University
- 1999-03 Head Strength and Conditioning Coach/Assistant Athletic Trainer, Miami SOL (WNBA)
- 1998-00 Head Strength and Conditioning Coach, Lynn University
- 1997-00 Assistant General Manager/Human Performance Coach, Chris Carter's FAST Program Training Center
- 1995-97 Sports Medicine Assistant, IMG/Nick Bollettieri Sports Academy

Education

- 2002 Master of Sports and Athletic Administration, Lynn University
- 1998 Bachelor of Science in Sports Medicine, Elon University



The University recently completed the construction of a new \$4.9 million weightroom. The 12,000 square foot state-of-art facility housed 20 custom designed weight lifting stations, 17 cardio-vascular machines, a stretching area, a dumbbell and rehab area, nearly 44,000 of weight.

Strength Training Support Staff



Andreu Swasey
Baylor Univ., 1995
Head Strength and Conditioning



Mark Dziadek
Maryland, 1997
Assistant Strength Coach



Jimmy Goins
Assistant Strength Coach



Victor Ishmael
S. Carolina State Univ., 1987
Assistant Strength Coach



Dave Richardson
N.E. Louisiana, 1989
Assistant Strength Coach

Hurricane Warnings

The U



In 1973, UM's Athletic Federation, the fund raising arm of the athletic department at the time, commissioned a local public relations expert to develop a distinctive logo. The University had gone several years with a variety of helmet and uniform changes and the Federation noted that a number of major colleges have the initials UM. Miami designer Bill Bodenhamer suggested the "U" idea, which lent itself to distinctive logos for each sport as well as slogans like "U gotta believe" and "U is great."

Sebastian the Ibis



Folklore maintains that the Ibis, a symbol of knowledge found in the Everglades and Egypt, is the last sign of wildlife to take shelter before a hurricane and the first to reappear after the storm. The local marsh bird was considered UM's first unofficial mascot when the school yearbook adopted the name "Ibis" in 1926. Its popularity grew among the students during the 50's. In 1957 San Sebastian Hall, a residence hall on campus, sponsored an Ibis entry in the homecoming celebration. The next year, student John Stormont performed at games in an Ibis costume that was glued, sewn and pinned together and was the forerunner of today's bird. Through the years, the Ibis has become one of the most recognizable college mascots in the United States.

The Hurricanes

It began in controversy. Some reports say the 1927 football team held a team meeting to select Hurricanes, hoping they would sweep away opponents just as the devastating storm did on September 16, 1926. Another version holds that Miami News columnist Jack Bell asked end Porter Norris of the 1926 team what the team should be called. Told that the local dignitaries and University officials wanted to name the team for a local flora or fauna, Norris said the players wouldn't stand for it and suggested "Hurricanes" since the opening game had been postponed by such a storm. From time to time, opposition has arisen to the name that would "reinforce Miami's negative reputation as a weather-beaten community living constantly under the threat of destruction." But as one UM official rationalized in the 60's, "Does anyone think Chicago is overrun by bears just because the town has a football team by that name?"

Orange, Green & White

UM's school colors were selected in 1926. The colors of the Florida orange tree represent UM. Orange symbolizes the fruit of the tree, green represents the leaves and white, the blossoms.

Iron Arrow

Started in 1926, the purpose of the society was to honor those students who had contributed significantly to the "glory, fame & growth" of UM. The name "Iron Arrow" was a combination of parts of two ideas — Arrow from Bow and Arrow (straight path) and Iron from Iron Age.



Hurricane Spirit



All-Girl Cheerleading Team

Bottom Row (left) Jessica Nadelman; Tyler Ingold, Stacy Nagy, Christine Maresca; Maresa Kelly; Lorraine Berges; Lindsey Armstrong; Sheereen Middleton
Top Row: (Left) Marka Sue Barrow; Lauren Thomes; Lauren Ray; Christina Garcia; Bianca Smith; Nikki Stevenson; Suzie Jean



Coed-Cheerleading Team

Front Row (left): Shannon Chin, Valerie Perez, Ali Wright, Jill Anderson, Lauren Pomponio, Audra Hutchinson, Erin Ojea
Back Row (left): Justin Rodriguez, Alfonso Restrepo, Chris Feelemeyer, Mike Arnsperger, Chris Nolte, Will Jones, Danny Landera, Dominic Vitale
Coaches (not pictured): Danny Reynolds and Nicole Stimpson



Sunsations

Lower V left: Desiree Kameka, Sahily Ramirez, Stephanie Legros, Anika Nichlany, Lindsay Longshore, Ashley Ketko, Michelle Melo
Upper V left: LauraLee Wendland, Marly Walters, Kimberly Coon, Jessica Sheaffer, Karina Gutierrez
Back center: Alexandra Lewis

Cheerleaders

The University of Miami cheerleaders are the catalyst for school spirit at the University. Along with cheering at both home and away athletic contests, the squad is a strong public relations arm for the University. Active in community service and charitable projects, the cheerleaders are a great source of pride for the University and the City of Miami. Under the direction of coaches Dan Reynolds and Nichole Stimpson, the co-ed cheerleaders are consistently rated among the nation's top squads. The Hurricanes, like so many other high profile universities, recently added an all-girl cheerleading squad. This squad, which competes at the National Universal Cheerleaders Association college competition, are coached by Heather Almaguer and Suzette Benitez. The co-ed team is captained by Jill Anderson and Chris Nolte. The all-girl captains are Christine Maresca, Tyler Ingold, Christina Garcia, and Lorraine Berges.



All-Girl Cheerleading Captains

From left: Christine Maresca, Tyler Ingold, Christina Garcia, Lorraine Berges



Coed-Cheerleading Captains

Jill Anderson and Chris Nolte

Sunsations

Now in their 18th year of entertaining fans, the University of Miami Sunsations dance team is a squad of enthusiastic and talented performers. Their reputation for excellence has grown both locally and nationally. The Sunsations, coached by former members Jennifer Schaefer and Kristine Stephenson, perform at many charitable and community service events in addition to Hurricane football and basketball games.



Sunsations Captains

Lindsay Longshore - Co-Captain, Jessica Sheffer - Secretary, Stephanie Legros - Co-Captain, and Anika Nichlany - PR Coordinator

Distinguished Alumni

Rick Barry, '65:

Member of the Basketball Hall of Fame. Barry is the all-time leading scorer at the University of Miami and is the only player in basketball history to win scoring titles in the NCAA, NBA, and ABA.

Roy Black, '70:

A criminal defense attorney whose famed cases include the William Kennedy Smith trial in 1991 and sportscaster Marv Albert.

Gloria Estefan, '78:

Entertainer and producer. Her music is widely known and includes several No. 1 singles, such as "Conga" and "Rhythm is Gonna Get You." Her song "Reach" was the official theme song of the 1996 Summer Olympics



Roy Firestone, '75:

He hosted his own successful TV talk show Up Close on ESPN and now hosts several prime time specials, including Up Close PrimeTime, on the national cable network. *Sports Illustrated* has called him "The best interviewer in the business."

Sandy Freedman, '65:

The first woman mayor of Tampa, Florida. Her cookbook, *Specialties of the House, Recipes for People on the Go*, features 115 of her favorite dishes.

Jerry Herman, '53:

He has become one of the most successful composer/lyricists in the history of Broadway. Among his best-known works are *Milk and Honey*, *Hello Dolly!*, *Mame*, *Mack and Mable*, *Dear World*, and *La Cage Aux Folles*. He has been honored by his peers with two Tony Awards, a Variety Poll Award, and two Grammy Awards.

Bruce Hornsby, '77:

He is a singer and musician. Bruce Hornsby and the Range were the 1987 recipients of the Grammy Award for Best New Artists. His band continues to produce hit music.

Patricia Ireland, '75:

Past-president of the National Organization for Women and author of *What Women Want*.

David Alan Isaacs, '71:

Producer for Paramount Pictures. He created famed sitcoms such as *Cheers* and *Frasier*, and also wrote for *MASH*.



Dwayne Johnson, '95:

Known as "The Rock," he is a star wrestler in the World Wrestling Federation who also dubs himself "The People's Champion." He recently broke into singing and acting, appearing in music videos and feature films, including a lead role in Universal Studios' *The Scorpion King*.

*Dwayne Johnson
"The Rock", Class of '95*



*Suzy Kolber,
Class of '86*

Suzy Kolber, '86:

She is a reporter for ESPN. She previously worked as an anchor and reporter for Fox Sports. She cohosted the inaugural Extreme Games on ESPN and ESPN 2 in 1995, and won a local Sports Emmy in 1988 for sportscast production at WTVJ in Miami.

Alfred O'Hara, '54:

Former space shuttle launch director who participated in the Apollo, Skylab, and the Apollo-Soyuz launches. He won NASA's Exceptional Service Medal in 1969.

Eddie Rodriguez, '77:

He is the creative director and CEO of Wilke-Rodriguez, a men's designer sportswear company that he cofounded in 1987. The company has grown today into a multimillion-dollar clothing line with stores around the world.

Al Rosen, '48:

He is a former president and general manager of the Houston Astros and has been president of the New York Yankees and San Francisco Giants.

Jon Secada, '83:

A two-time Grammy Award winner, he is one of the most popular entertainers in the world. His debut album sold more than four million copies, and he has career album sales of more than 20 million units worldwide. Topping charts with his own recordings, he also has written or produced hit songs for such stars as Ricky Martin and Jennifer Lopez.

Sylvester Stallone, '99:

One of Hollywood's most popular, highest-paid actors. He first became an international superstar in 1976 after he wrote and starred in *Rocky*, which won an Oscar for Best Picture. His huge box office success continues primarily in action films.

Lari White, '88:

One of the most successful country singers of her generation, she has worked as a staff songwriter for Ronnie Milsap's publishing company and a backup singer for Rodney Crowell before coming out with her debut album *Lead Me Not*. She was nominated Top New Female Vocalist in 1994 by the Academy of Country Music. Her second album, *Wishes*, became a gold record.

Miami: Where the heat is on



“Welcome to Miami...bienvenidos a Miami.”

With 84 miles of Atlantic coastline, yearlong sunshine, and a boasted average daily temperature of 75 degrees, it is no wonder in his hit single, rapper Will Smith dubbed Miami “the city where the heat is on.”

The Heat on the Court

Thanks to South Florida’s year-round, sports-friendly climate, Miami has a lot to offer in outdoor recreational activities. From some of the PGA’s finest golf courses to almost 700 parks, there is something for everyone here. With countless opportunities for kayaking, scuba-diving, fishing, beach volleyball, and rollerblading, there is no excuse for going without a tan.

South Florida truly has the perfect weather for sports, and is one of only eight metropolitan areas in the United States that can boast of a professional franchise in each of the four major sports. The Major League’s Florida Marlins had everybody “doing the fish” when they won the World Series in 1997 and 2003. The NFL’s Miami Dolphins have thrilled fans for decades at Pro Player Stadium, which hosted both the 1995 and 1999 Super Bowls. Despite the warm weather, South Florida’s own hockey team, the Florida Panthers, can keep up on the ice. And for basketball fans, the NBA’s Miami Heat keep things heated up at the AmericanAirlines Arena.

Miami is Caliente

Truly a melting pot, Miami plays home to a variety of cultures, creating a totally unique, vibrant cultural mosaic. With representatives of every Hispanic nation in the world, Spanish serves as a second language to most of Miami’s residents. Little Havana is the heart of Miami’s Cuban community, where churro vendors line the streets, the aroma of high-octane café Cubano fills the air, and the spirit of friendly competition

fills Domino Park.

The spirit of the Caribbean is alive in Little Haiti, where many Haitian artists, musicians and entrepreneurs get their start in Miami. The proud focal point of this neighborhood is the Caribbean Market, an open-air replica of Port-au-Prince’s Iron Market, where Creole is the dominant language, and there are elements of Afro-Caribbean religions such as voodoo.

Sizzling the silver screen

With tropical weather, a high quality labor pool, low production costs, and direct links to Latin America, Miami has become one of the most important entertainment centers in the world. Dubbed as the Latin-American Hollywood by the New York Times, such blockbusters as Big Trouble, written by Miami Herald columnist Dave Barry, and starring Tim Allen and Rene Russo, Any Given Sunday, There’s Something About Mary, The Birdcage, and Wild Things were all filmed in Miami.

Miami is a Hollywood favorite off-screen as well as on-screen, with dozens of celebrities calling Miami home, and even more who consider it a favorite weekend getaway. Gloria and Emilio Estefan’s Star Island estate and Gianni Versace’s Ocean Drive mansion-turned-museum are just a couple of examples of Miami’s celebrity appeal.

Miami Hot Spots

For shopping, for dancing, or for just plain people watching, Miami offers several places to see and be seen.

With over 800 buildings designed in the 30s and 40s, South Beach serves as the largest collection of Art Deco architecture in the world. It also sets the scene for a nightlife that just won’t quit. Celebrity-owned restaurants like Cameron Diaz’s Bambu, night clubs such as Level, which is based on the format of New York’s Studio 54, and a medley of huge anchor stores and small unique boutiques create the flavor of Miami’s most famous hot spot.

Coconut Grove, just a ten-minute drive from the University of Miami, is another student favorite. Built mainly by West Indian craftsmen brought in from the Bahamas, it still holds onto the Caribbean appeal its name suggests. Attracting writers, artists, and non-conformists,

this hub of the bohemian arts contributed to Miami’s cultural renaissance. Fast-forward a century, and the Grove is still one of Miami’s hottest nightspots, with more than 75 cafes, restaurants, and clubs that line the streets.

The warmth of Coral Gables, the “City Beautiful”

The University of Miami campus is located in Coral Gables, dubbed “the City Beautiful.” Founded by George Merrick almost a century ago, the Gables is one of Miami’s most beautiful areas. The palm-lined streets are all named after European villages, each one bordered by Old Spanish style homes. Downtown Coral Gables is bustling with the many offices of multi-national corporations. The city’s central boulevard, Miracle



Mile, has a wide array of designer boutiques and art galleries. One Gables favorite is the Venetian Pool, a beautiful swimming lagoon carved out of coral, which features cascading waterfalls and underwater caves.

Miami Quick Facts:
Average Temperature: 75°
Days of Sunshine: 300
Miles of Beaches: 84

Locker Rooms



Women's Basketball Office



The Arena



The Convocation Center

Convocation Center Facts

Location: 1 Daur Drive - Across from the University Metro Rail

Cost: \$48 million

Square Footage: 200,000 sq. ft.

Seating Capacity: 7,000 permanent seats with 26 executive suites

Executive Suites: Each suite will include 12 seats, four bar stools, lounge area, television, phone, pantry with sink and refrigerator.

Amenities: Administrative offices for men's and women's basketball, carpeted locker rooms, weight room, player lounge areas, banquet facilities, private suites and convention space.

Scoreboard



The Court



Convocation Center Firsts

First Game: January 15, 2003 - Boston College 79, Miami 61
Field Goal Attempt: 19:58 - Brianna Stepherson (BC); 19:39 - Shaquana Wilkins (UM)
Field Goal: 18:37 - Kim Mackie (BC); 14:46 - Chanivia Broussard (UM)
3PT Field Goal: 13:54 - Jessalyn Deveny (BC); 13:42 - second half Meghan Saake (UM)
Free Throw: 16:08 - Brianna Stepherson (BC); 1:04 - Tamara James (UM)
Rebound: 19:55 - Team Offensive (BC); 19:47 - defensive Tamara James (UM)
Assist: 18:37 - Amber Jacobs (BC); 14:46 - Melissa Knight (UM)
Steal: 18:14 - Jessalyn Deveny (BC); 17:33 - Yalonda McCormick (UM)
Block: 19:58 - Meghan Saake (UM)

Convocation Center Records

Individual

Points: 32 - Chanivia Broussard vs. Richmond (12/21/03)
FGM: 15 - Chanivia Broussard vs. Richmond (12/21/03)
FGA: 21 - Chanivia Broussard vs. West Virginia (2/28/04)
FG Percentage: 1.000 (5-5) - Melissa Knight vs. West Virginia (2/28/04)
3PT FGM: 8 - Kate Bulger, West Virginia (2/28/04)
3PT FGA: 15 - Kate Bulger, West Virginia (2/28/04)
FTM: 9 - Carrie Mason, Virginia Tech (1/28/03), Diana Taurasi, Connecticut (2/19/03), Mistoria Brown, FIU (12/2/03), Chanivia Broussard vs. Pittsburgh (1/17/04)
FTA: 12 - Julie McBride, Syracuse (1/25/03)
12 - Katie Davis, Villanova Villanova (2/1/03), Mistoria Brown, FIU (12/2/03), Chanivia Broussard vs. Pittsburgh (1/17/04)
FT Percentage: 1.000 (Numerous Times)
Rebounds: 16 - Shannon Perry, Syracuse (1/25/03)
Assists: 11 - Yalonda McCormick vs. Providence (2/22/03)
Steals: 8 - Meghan Saake vs. Providence (2/22/03)
Blocks: 4 - Meghan Saake vs. Virginia Tech (1/28/03), Chanivia Broussard vs. Virginia Tech (1/28/03), Chanivia Broussard vs. Richmond (12/21/03), Jennifer Brown, Pittsburgh (1/17/04), Milena Tomova, FIU (12/2/03)
Turnovers: 11 - Le'Tania Severe, Notre Dame (1/28/04)

Team

Points (Game): 85 - Miami vs. St. John's (2/10/04)
Points (Half): 48 - West Virginia vs. Miami (2/28/04) (2nd)
Most Combined Points: 159 - Miami 85, Georgetown 74 (2/10/04)
FGM: 34 - Miami vs. Richmond (12/21/03)
FGA: 77 - Miami vs. Connecticut (2/19/03)
FG Percentage: .526 (30-57) - Connecticut vs. Miami (2/19/03)
3PT FGM: 9 - Villanova vs. Miami (2/1/03), West Virginia vs. Miami (2/28/04)
3PT FGA: 36 - Villanova vs. Miami (2/1/03)
3PT FG Percentage: .667 (6-9) - Miami vs. West Virginia (2/28/04)
FTM: 25 - Miami vs. St. John's (2/10/04)
FTA: 32 - Miami vs. St. John's (2/10/04)
FT Percentage: .933 (14-15) - Richmond vs. Miami (12/21/03)
Rebounds: 56 - Miami vs. Providence (3/2/04)
Assists: 24 - Miami vs. West Virginia (2/28/04), Miami vs. Florida International (12/2/03)
Steals: 21 - Miami vs. Pittsburgh (1/17/04)
Blocks: 9 - Miami vs. Virginia Tech (1/28/03), Miami vs. Vanderbilt (12/29/03)
Turnovers: 32 - St. John's vs. Miami (2/8/03)
Attendance: 4,973 (vs. Connecticut 2/19/03)

Conference Room



Video Lab



Athletic Facilities



Mark Light Field

In 1971, former Miami Coach Ron Fraser had a dream of building a state-of-the-art college baseball field and Hurricane supporter George Light came forward with the funding. However, Light never got to see the Hurricanes reach the College World Series. He died shortly after his donation as the Hurricanes finished second in their first CWS. The field, dedicated in 1977, is named for Light's son, Mark, who died of muscular dystrophy. Light's widow, Ethel, was known as "The First Lady of Mark Light Field." She was seldom missing from her seat right behind home plate. She passed away in 1994.

In 1994, the field was refurbished with natural grass and several additional renovations were made in the fall of 1996. The locker room, training room and umpire's room were updated. A new hitting cage and sound system were also added. "The Light" has been the home of the 1982, 1985, 1999 and 2001 NCAA College World Series Champions. One of the nation's most complete facilities, MLS has a seating capacity of 5,000.



Norman Whitten Student Union Pool

As Director of Intramural Sports, Norman Whitten had close ties with the University of Miami. His dedication to UM sports lead to the contribution of the Student Union Pool. In 1966, the area was converted into part of the Student Union. The Norman Whitten Student Union Pool has been the home to 34 National Title Winners and 28 Olympians, including three-time National Champion and five-time World Champion diver Greg Louganis.



Greentree Practice Fields

Because of a generous donation by Myron Greentree, the practice fields for Hurricane athletes was opened in the 1970's. The practice home of the 1983, '87, '89, '91 and '01 national football champions under went a \$2 million renovation during the 1998 off-season. The renovation included three full-length prescription athletic turf fields and lights for evening practices.



Ronald W. Shane Watersports Center

The Ronald W. Shane Watersports Center, home of the University of Miami rowing team, is dedicated "to promote and develop amateur watersports competition for adults, youth, students, and underprivileged individuals in South Florida." The charter of the Watersports Center is grounded in the beliefs of its founder, Dr. Ron Shane, that giving back to the community and providing resources to anyone willing to participate is the most important aspect of the organization. The Watersports Center is a not-for-profit foundation, all of whose programs are open to the community.

The Watersports Center was dedicated in October of 1993 and has 4,200 square feet of storage space for shells. It is located on Indian Creek, a three mile sheltered body of water that is wide enough for six boats in the heart of Miami Beach. Beginning in 2002, a second level will be added to the center, with more space for meeting rooms, ergs, weight room and an internet café.



Knight Sports Complex

With the dedication and support of James L. Knight, the Knight Sports Complex was completed in 1985. Knight was an avid supporter of the University of Miami and made several other contributions such as the school of architecture. The building houses practice courts and locker rooms for men's and women's basketball and volleyball. One of the nation's most complete basketball practice facilities, the KSC was refurbished with a new permanent playing surface in the spring of 1994.



University of Miami Wellness Center


In January of 1996, the University of Miami Wellness Center was opened for use by the student body, faculty, staff and alumni. Located next to the Hecht-Stanford residential colleges, the Wellness Center provides students a variety of activities and services, including a fitness room, aerobic classes, indoor track, gymnasium with basketball, volleyball and badminton courts; racquetball and squash courts; indoor pool, spa and sauna.



Cobb Stadium

Located adjacent to the Hecht Athletic Center and providing seating for 500 people, the facility is named after Ambassador and Mrs. Charles E. Cobb. The Cobb family donated the gift for the reconstruction and expansion of the University track and the construction of the new soccer field. Because of this contribution, Cobb Stadium was opened in the spring of 1999.

Ambassador Cobb was captain of the Stanford University track team and a member of the 1960 United States Olympic team as a high hurdler. He has been a member of the University of Miami Board of Trustees and its Executive Committee for over 20 years and is a former Chairman of the Board of Trustees.



Hecht Athletic Center


With a generous donation from Isadore Hecht, the University of Miami was able to renovate and make additions to the athletic administrative offices in 1979. Hecht believed that to attract the highest quality of student-athlete, the University needed to have the best facilities. The Hecht Athletic Center houses all the administrative offices within the University of Miami athletic program. In 2001, the facility completed an \$8 million expansion that features the addition of new locker rooms, meeting rooms and an improved strength and conditioning center.



Neil Schiff Tennis Center

A 1948 graduate of the University of Miami, Neil Schiff spent the majority of his life in dedicated service to his alma mater. At the time of his passing in 1985, Schiff was vice-chairman of UM's board of Trustees. His passing was felt deeply by the tennis community and the young men and women who prospered through his love and support of Hurricane tennis.

Dedicated in 1987, the home of Miami tennis is one of the top five facilities in the country. With 16 courts and seating for 1,000 spectators, the facility hosts many of the nation's top amateur events, including the International Junior Orange Bowl Tournament, ITCA Women's Rolex Qualifier and BIG EAST Tennis Championships.



Orange Bowl

Dedicated on December 10, 1937 the Orange Bowl serves as the home of the University of Miami football team. The facility has a seating capacity of 72,319 and has played host to five Super Bowls and numerous collegiate bowl games. Since 1970, when the collegiate national champion was first selected after the completion of the bowl games, the Orange Bowl Classic has hosted 11 games that decided the national title. Until the 1996 season when the OBC moved to Pro Player Stadium, Orange Bowl Stadium had hosted eight of the previous 11 national championship games, including University of Miami titles in 1983, 1987 and 1991.



The ACC at 52nd Years

The Tradition

Consistency. It's the mark of true excellence in any endeavor.

However, in today's intercollegiate athletics, competition has become so balanced and so competitive that it is virtually impossible to maintain a high level of consistency.

Yet the Atlantic Coast Conference has defied the odds. Now in its 52nd year of competition, the ACC has long enjoyed the reputation as one of the strongest and most competitive intercollegiate conferences in the nation. And that is not mere conjecture, the numbers support it.

Since the league's inception in 1953, ACC schools have captured 91 national championships, including 47 in women's competition and 44 in men's. In addition, NCAA individual titles have gone to ACC student-athletes 116 times in men's competition and 57 times in women's action.

Since the inception of women's basketball in the Atlantic Coast Conference in 1977, a tradition of excellence has certainly been established. Celebrating its 50th Anniversary in 2003, the ACC reflected on 50 years of tremendous success, including a rich 26-year history of ACC Women's Basketball.

The league's women's basketball programs rank among the best in the country in terms of the NCAA Tournament, having made 96 appearances and won 128 games in the last 27 years, 10 of them as a number one seed. The league boasts such national accomplishments as sending at least one team to the "Sweet 16" for 16 consecutive years. The conference has also made ten trips to the Final Four in the last 23 years with two teams finishing second and North Carolina capturing the National Championship in 1994.

Over the years, ACC women's basketball teams have gained global recognition through their NCAA Tournament success and television exposure. The 2004-05 schedule will feature a league-record 43 televised games, including 11 national telecasts including six games on ESPN/ESPN2 and five on Fox Sports Net. In addition, 28 conference match-ups and two non-conference games will be featured this year on the league's regional sports network which includes Comcast Sports Net, FSN South and the Sunshine Network. In all the ACC will total a record 79 television appearances.

The 11 league programs account for five national player of the year honors including Virginia's Dawn Staley's back-to-back selections in 1991 and 1992 and most recently, Blue Devil Alana Beard's back-to-back selections in 2003 and 2004. The conference has collected 120 All-America selections in the past 27 years, producing 49 first-teamers. In the last 15 years, the ACC has placed nine players on the All-Final Four team, including two dubbed Most Outstanding Player and 47 players on All-Region teams, with eight Most Outstanding Player recognitions.

Five coaches have garnered national coach of the year awards nine times. Coaches distinctions include Duke's Gail Goestenkors (1999,2000,2001,2003), North Carolina's Sylvia Hatchell (1994), Maryland's Chris Weller (1992), Virginia's Debbie Ryan (1991) and NC State's Kay Yow (1990, 2000).

Seven representatives, including coaches and athletes from the ACC have participated in the Olympics. NC State's Kay Yow, assisted by Sylvia Hatchell of North Carolina, headed up the 1988 gold medal-winning Olympic team. Maryland's Vicky Bullett was a member of both the 1988 and 1992 Olympic teams and Virginia's Dawn Staley was a member of the 1996, 2000 and 2004 gold-medal winning Olympic squad in Atlanta, Sydney and Athens. Duke's Gail Goestenkors was an assistant coach on the 2004 gold medal winning Athens team.

Since the inaugural season of the Women's National Basketball Association in 1997, the ACC has been a recognizable presence in the WNBA. Thirty-nine former ACC stars have played on the hardwood in the WNBA, while four former players have worked the sidelines as coaches.

The ACC also stands at the forefront of intercollegiate athletics in terms of the academic accomplishments of its student-athletes. Since 1983, 400 women's basketball players have received ACC Academic Honor Roll recognition. The 2003-04 academic year included 30 selections. In addition, ACC basketball players have earned first-team Academic All-America honors six times, including Virginia's Val Ackerman in 1981, the current President of the WNBA. In 1997 NC State's Jennifer Howard was tabbed GTE CoSIDA Academic Player of the Year after posting a 4.0 grade point average throughout her career. Twelve players have earned ACC Postgraduate scholarships, while three others were named NCAA Postgraduate Scholars.

2003-04 in Review

The 2003-04 academic year concluded with the league pocketing three more national team titles and six individual NCAA crowns. In all, the ACC has won 48 national team titles over the last 14 years. The ACC's 2003-04 national champions were Wake Forest in field hockey, North Carolina in women's soccer and Virginia in women's lacrosse. Overall, 66 ACC teams took part in post-season play compiling a 101-66-4 (.596) record.

A total of 169 student-athletes from the ACC earned first, second or third-team All-America honors this past year. In addition, the ACC produced nine national Players of the Year, two national Rookies of the Year and three national Coaches of the Year recipients.

The ACC placed at least one team in the top 10 nationally in 17 sports. In all, 31 ACC teams finished their season with a top 10 ranking.

The Championships

The conference will conduct championship competition in 25 sports during the 2004-05 academic year - 12 for men and 13 for women. The first ACC championship was held in swimming on February 25, 1954. The conference did not conduct championships in cross country, wrestling or tennis during the first year.

The 12 sports for men include football, cross country, soccer, basketball, swimming, indoor and outdoor track, wrestling, baseball, tennis, golf and lacrosse. Fencing, which was started in 1971, was discontinued in 1981.

Women's sports were initiated in 1977 with the first championship meet being held in tennis at Wake Forest University.

Championships for women are currently conducted in cross country, volleyball, field hockey, soccer, basketball, swimming, indoor and outdoor track, tennis, golf, lacrosse, softball and rowing.

A History

The Atlantic Coast Conference was founded on May 8, 1953, at the Sedgefield Inn near Greensboro, N.C., with seven charter members - Clemson, Duke, Maryland, North Carolina, North Carolina State, South Carolina and Wake Forest - drawing up the conference by-laws.

The withdrawal of seven schools from the Southern Conference came early on the morning of May 8, 1953, during the Southern Conference's annual spring meeting. On June 14, 1953, the seven members met in Raleigh, N.C., where a set of bylaws was adopted and the name became officially the Atlantic Coast Conference.

Suggestions from fans for the name of the new conference appeared in the region's newspapers prior to the meeting in Raleigh. Some of the names suggested were: Dixie, Mid South, Mid Atlantic, East Coast, Seaboard, Colonial, Tobacco, Blue-Gray, Piedmont, Southern Seven and the Shoreline.

Duke's Eddie Cameron recommended that the name of the conference be the Atlantic Coast Conference, and the motion was passed unanimously. The meeting concluded with each member institution assessed \$200.00 to pay for conference expenses.

On December 4, 1953, conference officials met again at Sedgefield and officially admitted the University of Virginia as the league's eighth member. The first, and only, withdrawal of a school from the ACC came on June 30, 1971, when the University of South Carolina tendered its resignation.

The ACC operated with seven members until April 3, 1978, when the Georgia Institute of Technology was admitted. The Atlanta school had withdrawn from the Southeastern Conference in January of 1964.

The ACC expanded to nine members on July 1, 1991, with the addition of Florida State University.

The conference expanded to 11 members on July 1, 2004, with the addition of the University of Miami and Virginia Polytechnic Institute and State University. On October 17, 2003, Boston College accepted an invitation to become the league's 12th member starting with the 2005-06 academic year.



**John Swofford
ACC Commissioner**

Now in his eighth year as commissioner, John Swofford has made a dramatic impact on the Atlantic Coast Conference and college athletics and is regarded as one of the top administrators in the NCAA.

Swofford assumed his role as the fourth full-time commissioner in the 51-year history of the Atlantic Coast Conference in July of 1997. He follows James H. (Jim) Weaver, the league's first Commissioner from 1954-1970, Robert (Bob) James, who served from 1971-1987

and Eugene F. (Gene) Corrigan, who held the position from 1987 to 1997.

In addition to overseeing one of the nation's largest athletic conferences, Swofford has been pivotal in positioning the Atlantic Coast Conference for the future. In 2003, on behalf of the nine league institutions and the ACC Council of Presidents, he introduced Miami, Virginia Tech and Boston College as the newest members of the ACC.

With expansion, Swofford's leadership and negotiating skills helped bring the conference extended and enhanced television contracts in both football and basketball.

In May of 2004, the league extended its relationship with ABC, ESPN and Jefferson-Pilot by re-negotiating its football television agreement. Highlights include the rights to the inaugural ACC Football Championship Game and significant increases in the number of televised games through 2010.

In May of 2000, Swofford negotiated one of the nation's most lucrative basketball television contracts with Raycom/Jefferson-Pilot Sports through the 2010-11 season. After the addition of the three new conference members, under Swofford's guidance, Raycom/Jefferson-Pilot increased their financial commitment to the ACC basketball package in May of 2004. During his tenure, the ACC has become the only conference to have television packages with two national cable networks - ESPN and Fox Sports Net. The results of these packages increased the television audience of ACC basketball by over 25 percent.

In order to reach the expanding audience of ACC fans, Swofford negotiated an agreement with XM Satellite Radio, to broadcast the league's football, men's and women's basketball games.

The North Wilkesboro, N.C., native was a prime mover in the creation of the ACC-Big Ten Basketball Challenge, a three-day series matching two of the nation's premiere college basketball conferences.

Highly respected by his peers, Swofford was a force in the development and growth of the Bowl Championship Series (BCS) to determine an annual national champion in Division I football. In addition to being involved with the BCS since its inception, he served as Coordinator of the BCS for the 2000 and 2001 college football seasons and is currently the chair of the Board of Directors of NCAA Football.

Since becoming Commissioner in 1997, Swofford has been responsible for securing a league-high six bowl opportunities for the ACC. In 2002, the conference set an NCAA record when seven of its nine teams (78%) participated in bowl play. This past year, the ACC won the Bowl Challenge Cup, awarded by ESPN, for having the best winning percentage in bowl play.

In January of 2001, the Triangle Chapter of the College Football Hall of Fame named Swofford the recipient of its "Outstanding American Award." In the fall of 2002, he was named to the North Carolina High School Athletic Association's Hall of Fame and in December of 2003 he was inducted into the Chick-fil-A Peach Bowl Hall of Fame. The Sporting News named Swofford the fifth most influential person in sports in the United States for 2003.

During Swofford's first seven years as Commissioner, ACC teams have won 22 national titles while participating in 35 national championship games. In addition, 578 ACC teams have participated in various NCAA championships during his seven years - an average of 82 NCAA teams per year.

A long-time advocate of the importance of academics and student-athlete welfare, Swofford stimulated the formation of the league's first-ever ACC Student-Athlete Advisory Committee. This group of current ACC athletes gives the conference direct feedback on their experiences participating at the highest level of college athletics.

One of the league's first marketing initiatives in men's basketball under Swofford was to negotiate a new rotation for the Tournament through the year 2010. Wanting to capitalize on the popularity of the Tournament and the dynamic cities within the ACC footprint, the league awarded future tournaments to Atlanta, Ga., Washington D.C. and Tampa, Fla., in addition to the traditional stops in Greensboro and Charlotte. The 2001 ACC Tournament in Atlanta set NCAA attendance records for single session (40,083), per session average (36,505) and total attendance (182,525).

Swofford placed an added emphasis on the development of women's basketball in the ACC with the hiring of an Associate Commissioner for Women's Basketball to oversee all aspects of the sport on both a conference and national level.

In addition to his influence and presence in the ACC, Swofford has been a prominent leader in intercollegiate athletics, serving as President of the National Association of Collegiate Directors of Athletics (NACDA) in 1993-94. In 2002, Swofford was appointed as a member of the NCAA Football Oversight Committee. In addition, he has served as a member of the prestigious NCAA Executive Committee. He was named chairman of the NCAA Football Television Committee in 1984 and was also chairman of the NCAA Communications and NCAA Special Events/Post-season Bowl Committees. Swofford is a past chairman of the NCAA Division I Championship Committee and was appointed to the NCAA Special Committee to Study a Division I-A Football Championship.

During his 21 years as an athletics director and assistant athletics director in the league, Swofford chaired numerous ACC committees, including five terms as chair of the ACC Television Committee.

The Director of Athletics at the University of North Carolina from 1980 to 1997, Swofford was instrumental in building North Carolina's athletics department into one of the country's most respected programs. During his tenure, Tar Heel athletic teams claimed 123 ACC championships and 24 national collegiate titles, including 18 by the school's women's programs. During the 1993-94 year, the Tar Heels captured the inaugural Sears Directors' Cup, emblematic of the collegiate all-sports champion. North Carolina finished in the Top Six of the Sears Cup standings in each year of Swofford's tenure that the award was given. Four of Swofford's coaching hires at UNC went on to win national championships at the school.

Under his leadership, North Carolina enjoyed a tremendous growth in its athletic facilities, including the construction of the Smith Center, a complex which includes a 21,572-seat basketball arena and the Koury Natatorium and the Frank H. Kenan Football Center. He initiated the idea and provided the impetus for the founding of North Carolina's trademark licensing program which yields \$2 million annually in sales.

The University chose to recognize his many accomplishments by establishing the John D. Swofford women's athletics scholarship and naming an auditorium in the school's football complex in his honor.

Swofford was a two-time all-state football player and three-sport MVP at Wilkes Central High School. He is a 1971 graduate of North Carolina and a recipient of the prestigious Morehead Scholarship. In 1973, Swofford received a MEd. degree with a major in Athletics Administration from Ohio University, which is often referred to as the Harvard of sports management programs.

Athletically, Swofford followed in the footsteps of his older brother Jim, and played his collegiate football in the ACC. Whereas Jim played tackle for Duke from 1957 to 1959, John played quarterback and defensive back for North Carolina from 1969 to 1971. The 1970 team went to the Peach Bowl while the 1971 squad captured the school's first-ever outright ACC title and played in the Gator Bowl. Swofford was named to the ACC Academic Honor Roll and Who's Who in College Athletics.

Swofford began his administrative career when past ACC Commissioner and then University of Virginia Athletics Director Gene Corrigan hired him as the school's athletic ticket manager and assistant to the director of athletic facilities and finance in the fall of 1973.

He returned to Chapel Hill in May 1976 as assistant athletics director and business manager, handling all of the athletic department's business affairs. Swofford dropped the business manager title in January 1979, and was named assistant executive vice-president of the Educational Foundation.

Swofford became the school's athletic director on May 1, 1980. At the age of 31, he was the youngest major college Athletics Director in the nation at the time.

John and his wife Nora reside in Greensboro, N.C. Together they have three children, Autumn, 26, and Chad Swofford, 24, and Nora's daughter, Amie Williams, 22.

2004-2005 ACC Composite Schedule

| November | |
|--|---------|
| Thursday, November 11 | |
| Virginia vs. Arizona State (Women's Sports Foundation Classic, Baton Rouge, La.) | 6:00 |
| Friday, November 12 | |
| Virginia vs. TBA (Women's Sports Foundation Classic, Baton Rouge, La.) | 6/8:00 |
| Davidson at Duke (NIT) | 7:00 |
| Sunday, November 14 | |
| S. Florida/MTSU at Duke (NIT) | TBA |
| Wednesday, November 17 | |
| Duke at NT (Semifinals) | TBA |
| Friday, November 19 | |
| Western Carolina at Clemson | 5:00 |
| Penn State at Duke | 7:00 |
| Maryland at Appalachian State | 7:00 |
| Garner-Webb at Miami (Hurricane Classic, Coral Gables, Fla.) | 7:00 |
| Elon at North Carolina | 7:00 |
| UNCW at NC State | 7:00 |
| Virginia at Cleveland State | 7:00 |
| Virginia Tech vs. Valparaiso (Univ. of Minnesota Tour., Minneapolis, Minn.) | 7:00 |
| Georgia State at Georgia Tech | 8:00 |
| Xavier at Florida State | 8:00 |
| Wake Forest at Hampton | TBA |
| Saturday, November 20 | |
| Virginia Tech vs. Arkansas St./Minnesota (Univ. of Minnesota Tour., Minneapolis, Minn.) | 7/9:00 |
| Sunday, November 21 | |
| Miami vs. TBA (Hurricane Classic, Coral Gables, Fla.) | 12/2:00 |
| Appalachian State at Clemson | 2:00 |
| Siena College at Maryland | 2:00 |
| North Carolina vs. Connecticut (ESPN) (Jimmy V. Classic, Raleigh, N.C.) | 2:30 |
| NC State vs. Tennessee (ESPN2) (Jimmy V. Classic, Raleigh, N.C.) | 5:00 |
| Duke at NT (Finals) | TBA |
| Monday, November 22 | |
| Florida State at Florida (SUN) | 7:00 |
| Tuesday, November 23 | |
| Old Dominion at Georgia Tech | 6:00 |
| Miami at Hartford | 7:00 |
| Charleston Southern at North Carolina | 7:00 |
| Delaware State at Virginia | 7:00 |
| Virginia Tech at James Madison | 7:00 |
| Wednesday, November 24 | |
| Clemson at UCLA | 7:00 |
| Friday, November 26 | |
| Princeton at Wake Forest | 12:00 |
| Miami vs. Oregon (Long Island Univ. Tour., Brooklyn, N.Y.) | 4:00 |
| Maryland vs. LSU (Coors Classic, Boulder, Colo.) | 5:00 |
| Clemson at San Diego | 7:00 |
| NC State vs. Nebraska (Virgin Islands-Paradise Jam) | 7:00 |
| Eastern Kentucky at Florida State (Seminole Classic, Tallahassee, Fla.) | 8:00 |
| Stephen F. Austin at Duke (Grand Bahama Island) | 8:30 |
| Saturday, November 27 | |
| North Carolina vs. Villanova (UNLV Lady Rebel Shootout, Las Vegas, Nev.) | 2:00 |
| Virginia Tech at Old Dominion | 2:00 |
| Maryland vs. Colorado/Penn (Coors Classic, Boulder, Colo.) | 5/7:00 |

| | |
|---|--------|
| Florida State vs. Appalachian St./Miami (Ohio)6/8:00 (Seminole Classic, Tallahassee, Fla.) | |
| Kansas St./Illinois St. at Duke (Grand Bahama Island) | 6/8:30 |
| Richmond at Virginia | 7:00 |
| NC State vs. Hampton/Louisville (Virgin Islands-Paradise Jam) | 7/9:30 |
| Miami vs. Long Island/UMES (Long Island Univ. Tour., Brooklyn, N.Y.) | TBA |
| Sunday, November 28 | |
| Princeton at Georgia Tech | 2:00 |
| North Carolina vs. UNLV/Texas-Arlington (UNLV Lady Rebel Shootout, Las Vegas, Nev.) | 2/4:30 |
| Stetson at Wake Forest | 3:00 |
| Tuesday, November 30 | |
| Furman at Clemson | 7:00 |
| Loyola at Maryland | 7:00 |
| Miami at George Mason | 7:00 |
| Liberty at Virginia | 7:00 |
| Davidson at Wake Forest | 7:00 |
| DECEMBER | |
| Wednesday, December 1 | |
| Wofford at North Carolina | 7:00 |
| Thursday, December 2 | |
| Florida A&M at Florida State | 7:00 |
| UT-Martin at North Carolina | 7:00 |
| Seton Hall at NC State | 7:00 |
| NC A&T at Wake Forest | 7:00 |
| Duke at Tennessee (ESPN2) | 7:30 |
| Friday, December 3 | |
| Clemson at South Carolina | 7:00 |
| Georgia at Georgia Tech | 7:00 |
| Saturday, December 4 | |
| Virginia vs. Houston (at Mildred & Roger L. White Invit., Evanston, Ill.) | 1:00 |
| Alabama at Virginia Tech | 2:00 |
| Alabama-Birmingham at NC State | 2:00 |
| Maryland at Xavier | 2:00 |
| Providence at Wake Forest | 3:00 |
| Pacific at Duke | 7:00 |
| Miami at Florida International | 7:00 |
| Sunday, December 5 | |
| Virginia vs. Northwestern (at Mildred & Roger L. White Invit., Evanston, Ill.) | 1:00 |
| Morehead State at Clemson | 2:00 |
| Grambling State at Georgia Tech | 2:00 |
| North Carolina at Penn State | 2:00 |
| Tuesday, December 7 | |
| St. Bonaventure at Maryland | 7:00 |
| Virginia Tech at Liberty | 6:00 |
| Friday, December 10 | |
| Old Dominion at Virginia | 7:00 |
| Saturday, December 11 | |
| Pittsburgh at Clemson | 4:02 |
| Sunday, December 12 | |
| Coastal Carolina at North Carolina | 1:00 |
| Liberty at Duke | 1:30 |
| Fordham at NC State | 2:00 |
| St. Francis (Pa.) at Virginia Tech | 2:00 |
| Florida State at New Orleans | 3:00 |
| Wake Forest at East Carolina | 4:00 |
| Monmouth at Maryland | 5:30 |
| Georgia Tech at Tulsa | 7:00 |

| | |
|---|-----------|
| Monday, December 13 | |
| UCF at Miami | 7:00 |
| Wednesday, December 15 | |
| Jacksonville State at Duke | 7:00 |
| Florida Atlantic at Florida State | 7:00 |
| Thursday, December 16 | |
| Clemson at Wagner | 7:00 |
| NC State at South Carolina | 7:00 |
| Friday, December 17 | |
| Georgia Tech at St. John's | 7/7:30 |
| Wake Forest vs. Hawaii (Honolulu, Hawaii) | 7:00 |
| Saturday, December 18 | |
| Virginia Tech vs. Western Michigan (Duel in the Desert Tour., Las Vegas, Nev.) | 3:00 |
| Clemson at Rutgers | 2:00 |
| North Carolina A&T at NC State | 2:00 |
| UT-Arlington at Florida State (SUN) | 2:00 |
| Duke vs. Purdue (Indianapolis, Ind.) | 4:30 |
| Wake Forest vs. Oklahoma State/Houston (Honolulu, Hawaii) | 5:00 |
| Sunday, December 19 | |
| North Carolina vs. Georgia State (at Myrtle Beach, S.C.) | 3:00 |
| Virginia Tech vs. Texas Tech/Arkansas St (Duel in the Desert Tour., Las Vegas, Nev.) | 3/5:30 |
| Monday, December 20 | |
| Duke at Ball State | 7:00 |
| Coppin State at Maryland | 7:00 |
| Montana at Miami | 7:00 |
| Florida State vs. TBA (San Juan Shootout, San Juan, Puerto Rico) | TBA |
| Tuesday, December 21 | |
| Loyola at Wake Forest | 11:00 |
| Samford at Georgia Tech | 2:00 |
| Clemson at Ole Miss | 6:00 |
| NC State at George Washington | 7:00 |
| St. Francis at Virginia | 7:00 |
| Florida State vs. TBA (San Juan Shootout, San Juan, Puerto Rico) | TBA |
| Tuesday, December 22 | |
| Florida State vs. TBA (San Juan Shootout, San Juan, Puerto Rico) | TBA |
| Tuesday, December 28 | |
| Lipscomb at North Carolina | 2:00 |
| Wake Forest at Alabama A&M | 5:00 |
| Virginia Tech vs. So. Mississippi (Lady Luck Classic, Blacksburg, Va.) | 7:00 |
| Florida State vs. Louisville (at Montana Invitational, Missoula, MT) | 7:00 |
| Fairfield at Miami (Holiday Classic, Coral Gables, Fla.) | 7:00 |
| Virginia vs. Albany (Cavalier Classic, Charlottesville, Va.) | 7:00 |
| Wednesday, December 29 | |
| Duke vs. Rhode Island (Auburn Christmas Tournament, Auburn, Ala.) | 4:00 |
| Virginia vs. TBA (Cavalier Classic, Charlottesville, Va.) | 4:30/7:00 |
| TBA at Miami (Holiday Classic, Coral Gables, Fla.) | 5/7:00 |
| NC State vs. Mount Saint Mary's (St. Peter's Tournament, Jersey City, NJ) | 5:30 |
| Massachusetts at Maryland (Terrapin Classic, College Park, Md.) | 7:00 |
| Florida State vs. Montana/Maine (at Montana Invitational, Missoula, MT) | 7/9:00 |

2004-2005 ACC Composite Schedule

Thursday, December 30
 MVSU at Georgia Tech 1/3:00
 (Georgia Tech Holiday Tourn., Atlanta, Ga.)
 Old Dominion at North Carolina 2:00
 Marshall/Elon at Maryland 5/7:00
 (Terrapin Classic, College Park, Md.)
 NC State vs. St. Peter's 7:30
 (St. Peter's Tournament, Jersey City, NJ)
 Virginia Tech vs. Davidson 7:00
 (Lady Luck Classic, Blacksburg, Va.)
 Wake Forest at Kentucky 7:00

Friday, December 31
 Georgia Tech vs. Alcorn St./S.C. State 1/3:00
 (Georgia Tech Holiday Tourn., Atlanta, Ga.)
 Duke at Auburn 4:00
 (Auburn Christmas Tournament, Auburn, Ala.)
 Colgate at Florida State 2:00

JANUARY

Sunday, January 2
 Coppin State at Miami 12:00
 South Carolina at Virginia 12:30
 Maryland at Virginia Tech (RSN) 1:00
 Georgetown at Clemson 2:00

Monday, January 3
 Wake Forest at NC State (RSN) 6:00
 UAB at Georgia Tech 7:00

Tuesday, January 4
 Holy Cross at Duke 7:00

Thursday, January 6
 Georgia Tech at Florida State 7:00
 Winthrop at North Carolina 7:00
 Virginia at Wake Forest 7:00
 Fordham at Virginia Tech 7:00
 NC State at Vanderbilt 8:00

Sunday, January 9
 Miami at Florida State (RSN) 1:00
 NC State at Clemson 2:00
 Virginia Tech at Duke 2:00
 North Carolina at Maryland (FSN) 6:30

Monday, January 10
 Virginia at Georgia Tech (RSN) 7:00
 Savannah State at Wake Forest 7:00

Thursday, January 13
 Florida State at Clemson 7:00
 Maryland at Georgia Tech 7:00
 Wake Forest at Miami 7:00

Friday, January 14
 Duke at Virginia (RSN) 6:30
 North Carolina at NC State (RSN) 8:30

Sunday, January 16
 Clemson at Virginia (RSN) 1:00
 Maryland at Florida State 4:00

Monday, January 17
 Miami at North Carolina (RSN) 2:00
 NC State at Virginia Tech (RSN) 7:00
 Georgia Tech at Duke 7:00

Wednesday, January 19
 Duke at Wake Forest 7:00

Thursday, January 20
 Virginia Tech at Clemson 7:00
 North Carolina at Florida State (SUN) 7:00
 Virginia at Maryland 7:00
 Miami at NC State 7:00

Sunday, January 23
 NC State at Maryland (RSN) 1:00
 Dartmouth at Virginia 2:00
 Clemson at Wake Forest 3:00
 Georgia Tech at Miami 4:00

Monday, January 24
 Florida State at Virginia Tech (RSN) 7:00
 Duke at North Carolina (ESPN2) 7:30

Wednesday, January 26
 Clemson at Georgia Tech 7:00

Thursday, January 27
 Maryland at Duke 7:00
 Florida State at Miami 7:00
 Wake Forest at North Carolina 7:00

Friday, January 28
 Virginia Tech at Virginia (RSN) 7:00

Saturday, January 29
 Maryland at Arizona TBA

Sunday, January 30
 Duke at NC State (RSN) 1:00
 North Carolina at Georgia Tech 2:00

Monday, January 31
 Miami at Clemson 7:00
 Virginia at Florida State 7:00
 Wake Forest at Virginia Tech (RSN) 7:00

FEBRUARY

Wednesday, February 2
 Richmond at Virginia Tech 7:00

Thursday, February 3
 Duke at Miami 7:00
 Florida State at Lipscomb 7:00
 Georgia Tech at Maryland 7:00
 Virginia at NC State 7:00

Friday, February 4
 Clemson at North Carolina (RSN) 7:00

Sunday, February 6
 Maryland at Clemson 2:00
 Georgia Tech at Wake Forest 3:00
 Florida State at Duke (RSN) 4:00
 Virginia Tech at Miami 4:00

Monday, February 7
 North Carolina at Virginia (RSN) 7:00

Wednesday, February 9
 Clemson at Florida State 7:00

Thursday, February 10
 NC State at Georgia Tech 7:00
 Wake Forest at Maryland 7:00
 Miami at Virginia 7:00

Friday, February 11
 Virginia Tech at North Carolina (RSN) 7:00

Sunday, February 13
 Georgia Tech vs. Arkansas (RSN) 1:00
 (at Gwinnett Arena, Atlanta, Ga.)
 Virginia at Virginia Tech 2:00
 Duke at Maryland (ESPN2) 3:00
 Florida State at Wake Forest 3:00
 Clemson vs. Georgia (RSN) 3:20
 (at Gwinnett Arena, Atlanta, Ga.)

Monday, February 14
 NC State at Miami (RSN) 7:00

Wednesday, February 16
 Georgia Tech at Virginia Tech 7:00
 North Carolina at Wake Forest 7:00

Thursday, February 17
 Clemson at Duke (RSN) * 7:00
 Florida State at NC State (RSN) * 7:00
 Maryland at Miami (RSN) * 7:00

Saturday, February 19
 Virginia Tech at Florida State 7:00

Sunday, February 20
 Duke at Georgia Tech (RSN) 1:00
 Maryland at Virginia (ESPN2) * 4:00
 NC State at North Carolina (ESPN2) * 4:00

Monday, February 21
 Wake Forest at Clemson (RSN) 7:00

Thursday, February 24
 Georgia Tech at Clemson 7:00
 Miami at Duke 7:00
 Virginia Tech at Maryland 7:00
 Virginia at North Carolina 7:00
 NC State at Wake Forest 7:00

Sunday, February 27
 Miami at Virginia Tech (RSN) 1:00
 Florida State at Georgia Tech 2:00
 Wake Forest at Virginia 2:00
 North Carolina at Duke (FSN) 8:00

Monday, February 28
 Clemson at NC State (RSN) 7:00
 Northern Colorado at Maryland 7:00

* indicates wild card game
 FSN - Fox Sports Net
 RSN - FSN South, Comcast Sports Net, Sunshine Network

2003-04 ACC Championships

Conference Overall Last

| Team | W | L | Pct | Hm | Rd | W | L | Pct | Hm | Rd | Neu | Ten |
|----------------|----|----|------|-----|-----|----|----|------|------|-----|-----|-----|
| Duke | 15 | 1 | .938 | 8-0 | 7-1 | 30 | 4 | .882 | 14-1 | 9-1 | 7-2 | 9-1 |
| North Carolina | 12 | 4 | .750 | 6-2 | 6-2 | 24 | 7 | .774 | 14-2 | 7-3 | 3-2 | 6-4 |
| NC State | 8 | 8 | .500 | 4-4 | 4-4 | 17 | 15 | .531 | 8-4 | 4-7 | 5-4 | 6-4 |
| Maryland | 8 | 8 | .500 | 6-2 | 2-6 | 18 | 13 | .581 | 12-3 | 3-7 | 3-3 | 5-5 |
| Florida State | 7 | 9 | .438 | 4-4 | 3-5 | 15 | 15 | .500 | 9-5 | 5-7 | 1-3 | 5-5 |
| Clemson | 7 | 9 | .438 | 4-4 | 3-5 | 17 | 12 | .586 | 9-5 | 7-6 | 1-1 | 2-8 |
| Virginia | 6 | 10 | .375 | 3-5 | 3-5 | 13 | 16 | .448 | 7-7 | 5-6 | 1-3 | 4-6 |
| Georgia Tech | 5 | 11 | .312 | 4-4 | 1-7 | 14 | 15 | .483 | 8-5 | 4-8 | 2-2 | 3-7 |
| Wake Forest | 4 | 12 | .250 | 2-6 | 2-6 | 12 | 17 | .414 | 5-7 | 4-8 | 3-2 | 2-8 |

2004 All-Atlantic Coast Conference Honors

First Team

| Name, School (First Team Votes) | Class | Pos. | Total |
|-------------------------------------|-------|------|-------|
| Alana Beard, Duke (49) | SR | G/F | 147 |
| Kaayla Chones, NCState (47) | SR | C | 144 |
| Lakeia Stokes, Clemson (34) | SR | G | 132 |
| Camille Little, North Carolina (31) | FR | F/G | 125 |
| Iceiss Tillis, Duke (24) | SR | F | 119 |

Second Team

| Name, School (First Team Votes) | Class | Pos. | Total |
|-----------------------------------|-------|------|-------|
| Ivory Latta, North Carolina (15) | FR | G | 103 |
| Fallon Stokes, Georgia Tech (15) | SR | F | 97 |
| Monique Currie, Duke (11) | SO | G/F | 94 |
| Tasheika Allen, Florida State (2) | SR | G/F | 61 |
| Liz Strunk, Wake Forest (1) | SO | F | 55 |

Third Team

| Name, School (First Team Votes) | Class | Pos. | Total |
|---|-------|------|-------|
| La'Tangela Atkinson, North Carolina (3) | SO | G/F | 53 |
| Mistie Bass, Duke (1) | SO | C | 47 |
| Lindsey Harding, Duke (8) | SO | G | 42 |
| LaTonya Blue, Virginia (1) | JR | G/F | 40 |
| Shay Doron, Maryland (1) | FR | G | 39 |

Honorable Mention

| Name, School (First Team Votes) | Class | Pos. | Total |
|------------------------------------|-------|------|-------|
| Kalika France, Maryland | FR | G | 36 |
| Shante Williams, Florida State (1) | FR | G | 29 |
| Brandi Teamer, Virginia | JR | F | 23 |
| Delvona Oliver, Maryland (1) | SR | F/C | 19 |
| Alex Stewart, Georgia Tech | SR-R | G | 15 |

(#) indicates 1st Team Votes


All-Freshmen

| Name | School | Pos. |
|-----------------|------------------|------|
| Ivory Latta | North Carolina * | G |
| Camille Little | North Carolina * | F/G |
| Shante Williams | Florida State | G |
| Shay Doron | Maryland | G |
| Kalika France | Maryland | G |

*unanimous selection

All-Defensive Team

| Name | School | Class | Pos. |
|-----------------|-------------|-------|------|
| Alana Beard | Duke | SR | G/F |
| LaTonya Blue | Virginia | JR | G/F |
| Nanna Rivers | NC State | SR | G |
| Tracy Alston | Wake Forest | SR | F |
| Lindsey Harding | Duke | SO | G |



WOMEN'S BASKETBALL
REGULAR SEASON
CHAMPIONS

All-Time BIG EAST Standings

| 1982-83 | | |
|----------------|-----|---------|
| BIG EAST | | Overall |
| Providence | 7-1 | 4-6 |
| St. John's | 7-1 | 7-6 |
| Pittsburgh | 5-3 | 17-11 |
| Villanova | 4-4 | 14-15 |
| Syracuse | 4-4 | 12-15 |
| Seton Hall | 3-5 | 11-16 |
| Georgetown | 3-5 | 10-15 |
| Boston College | 2-6 | 17-9 |
| Connecticut | 1-7 | 9-18 |

| 1983-84 | | |
|----------------|-----|---------|
| BIG EAST | | Overall |
| Pittsburgh | 6-2 | 16-12 |
| Villanova | 6-2 | 22-7 |
| St. John's | 5-3 | 24-6 |
| Seton Hall | 5-3 | 17-13 |
| Syracuse | 5-3 | 14-14 |
| Providence | 5-3 | 19-7 |
| Georgetown | 2-6 | 10-15 |
| Boston College | 2-6 | 11-16 |
| Connecticut | 0-8 | 9-20 |

| 1984-85 | | |
|----------------|------|---------|
| BIG EAST | | Overall |
| St. John's | 12-4 | 18-11 |
| Villanova | 12-4 | 21-9 |
| Boston College | 11-5 | 19-9 |
| Pittsburgh | 10-6 | 16-12 |
| Syracuse | 10-6 | 18-13 |
| Providence | 9-7 | 14-14 |
| Connecticut | 3-13 | 9-18 |
| Georgetown | 3-13 | 7-21 |
| Seton Hall | 2-14 | 4-25 |

| 1985-86 | | |
|----------------|------|---------|
| BIG EAST | | Overall |
| Providence | 14-2 | 24-6 |
| Villanova | 12-4 | 23-8 |
| Syracuse | 12-4 | 19-10 |
| St. John's | 11-5 | 19-9 |
| Boston College | 9-7 | 16-13 |
| Pittsburgh | 5-11 | 11-16 |
| Connecticut | 4-12 | 12-15 |
| Georgetown | 3-13 | 8-20 |
| Seton Hall | 2-14 | 5-23 |

| 1986-87 | | |
|----------------|------|---------|
| BIG EAST | | Overall |
| Villanova | 15-1 | 27-4 |
| Providence | 12-4 | 23-9 |
| Syracuse | 11-5 | 15-13 |
| St. John's | 9-7 | 16-13 |
| Connecticut | 9-7 | 14-13 |
| Boston College | 8-8 | 17-12 |
| Georgetown | 4-12 | 7-21 |
| Seton Hall | 3-13 | 12-17 |
| Pittsburgh | 1-15 | 7-21 |

| 1987-88 | | |
|----------------|------|---------|
| BIG EAST | | Overall |
| Syracuse | 13-3 | 22-9 |
| Villanova | 11-5 | 20-9 |
| St. John's | 10-6 | 22-10 |
| Boston College | 10-6 | 17-11 |
| Connecticut | 9-7 | 17-11 |
| Providence | 7-9 | 13-15 |
| Pittsburgh | 5-11 | 14-15 |
| Seton Hall | 4-12 | 10-19 |
| Georgetown | 3-13 | 7-12 |

| 1988-89 | | |
|----------------|------|---------|
| BIG EAST | | Overall |
| Connecticut | 13-2 | 24-6 |
| Villanova | 11-5 | 18-12 |
| Providence | 10-6 | 22-11 |
| Boston College | 9-7 | 15-13 |
| Seton Hall | 9-7 | 18-10 |
| Syracuse | 7-8 | 15-12 |
| St. John's | 5-11 | 10-18 |
| Georgetown | 4-12 | 13-16 |
| Pittsburgh | 3-13 | 11-17 |

| 1989-90 | | |
|----------------|------|---------|
| BIG EAST | | Overall |
| Providence | 14-2 | 25-6 |
| Connecticut | 14-2 | 27-5 |
| Seton Hall | 11-5 | 21-7 |
| Boston College | 9-7 | 16-13 |
| Syracuse | 7-9 | 15-13 |
| Pittsburgh | 6-10 | 15-14 |
| Georgetown | 5-11 | 13-14 |
| St. John's | 5-11 | 12-17 |
| Villanova | 1-15 | 9-19 |

| 1990-91 | | |
|----------------|------|---------|
| BIG EAST | | Overall |
| Connecticut | 14-2 | 29-5 |
| Providence | 13-3 | 26-6 |
| Pittsburgh | 10-6 | 16-13 |
| St. John's | 10-6 | 16-12 |
| Seton Hall | 7-9 | 18-11 |
| Boston College | 6-10 | 12-16 |
| Georgetown | 5-11 | 12-15 |
| Villanova | 4-12 | 12-17 |
| Syracuse | 3-13 | 7-21 |

| 1991-92 | | |
|----------------|------|---------|
| BIG EAST | | Overall |
| MIAMI | 18-0 | 30-2 |
| Connecticut | 13-5 | 23-11 |
| Georgetown | 13-5 | 20-8 |
| Providence | 13-5 | 21-9 |
| St. John's | 7-11 | 14-14 |
| Villanova | 7-11 | 11-17 |
| Pittsburgh | 6-12 | 11-18 |
| Syracuse | 5-13 | 9-19 |
| Seton Hall | 5-13 | 14-15 |
| Boston College | 3-15 | 5-23 |

| 1992-93 | | |
|----------------|------|---------|
| BIG EAST | | Overall |
| MIAMI | 15-3 | 24-7 |
| Georgetown | 15-3 | 23-7 |
| Connecticut | 12-6 | 18-11 |
| Pittsburgh | 10-8 | 15-12 |
| Villanova | 10-8 | 15-13 |
| Seton Hall | 8-10 | 14-13 |
| Providence | 7-11 | 15-15 |
| St. John's | 5-13 | 12-16 |
| Syracuse | 4-14 | 6-21 |
| Boston College | 4-14 | 10-17 |

| 1993-94 | | |
|----------------|------|---------|
| BIG EAST | | Overall |
| Connecticut | 17-1 | 30-3 |
| Seton Hall | 16-2 | 27-5 |
| Pittsburgh | 12-6 | 21-10 |
| Providence | 10-8 | 13-15 |
| Boston College | 9-9 | 13-14 |
| MIAMI | 7-11 | 10-17 |
| Villanova | 7-11 | 13-14 |
| Georgetown | 6-12 | 12-15 |
| St. John's | 4-14 | 8-20 |
| Syracuse | 2-16 | 5-23 |

| 1994-95 | | |
|----------------|------|---------|
| BIG EAST | | Overall |
| Connecticut | 18-0 | 35-0 |
| Villanova | 13-5 | 19-9 |
| Seton Hall | 12-6 | 24-9 |
| Pittsburgh | 10-8 | 17-11 |
| St. John's | 10-8 | 15-12 |
| MIAMI | 8-10 | 11-16 |
| Georgetown | 6-12 | 11-17 |
| Syracuse | 5-13 | 7-20 |
| Providence | 5-13 | 10-21 |
| Boston College | 3-15 | 6-21 |

| 1995-96 | | |
|------------|------|---------|
| BIG EAST | | Overall |
| BE 7 | | |
| Providence | 9-9 | 12-15 |
| MIAMI | 9-9 | 14-13 |
| Syracuse | 9-9 | 14-14 |
| Seton Hall | 9-9 | 16-13 |
| Rutgers | 8-10 | 13-15 |
| Georgetown | 7-11 | 12-15 |
| Pittsburgh | 3-15 | 6-24 |

| BE 6 | | |
|----------------|------|---------|
| BIG EAST | | Overall |
| Connecticut | 17-1 | 34-4 |
| Notre Dame | 15-3 | 23-8 |
| Villanova | 13-5 | 21-7 |
| Boston College | 7-11 | 10-17 |
| West Virginia | 7-11 | 12-15 |
| St. John's | 4-14 | 6-21 |

| 1996-97 | | |
|------------|------|---------|
| BIG EAST | | Overall |
| BE7 | | |
| Georgetown | 9-9 | 17-11 |
| MIAMI | 8-10 | 15-14 |
| Providence | 8-10 | 13-14 |
| Rutgers | 8-10 | 11-17 |
| Seton Hall | 7-11 | 10-17 |
| Syracuse | 4-14 | 6-21 |
| Pittsburgh | 3-15 | 8-22 |

| BE6 | | |
|----------------|------|---------|
| BIG EAST | | Overall |
| Connecticut | 18-0 | 33-1 |
| Notre Dame | 17-1 | 31-7 |
| Boston College | 13-5 | 18-10 |
| West Virginia | 11-7 | 19-12 |
| Villanova | 8-10 | 14-14 |
| St. John's | 3-15 | 5-22 |

| 1997-98 | | |
|------------|------|---------|
| BIG EAST | | Overall |
| BE7 | | |
| Rutgers | 14-4 | 22-10 |
| MIAMI | 13-5 | 19-10 |
| Syracuse | 7-11 | 12-15 |
| Providence | 6-12 | 10-17 |
| Seton Hall | 6-12 | 8-19 |
| Georgetown | 5-13 | 9-19 |
| Pittsburgh | 3-15 | 6-21 |

| BE6 | | |
|----------------|------|---------|
| BIG EAST | | Overall |
| Connecticut | 17-1 | 34-3 |
| Notre Dame | 12-6 | 22-10 |
| Villanova | 12-6 | 19-10 |
| Boston College | 11-7 | 17-11 |
| West Virginia | 7-11 | 12-16 |
| St. John's | 4-14 | 6-21 |

| 1998-99 | | |
|----------------|------|---------|
| BIG EAST | | Overall |
| Connecticut | 17-1 | 29-5 |
| Rutgers | 17-1 | 29-6 |
| Notre Dame | 15-3 | 26-5 |
| Boston College | 12-6 | 22-8 |
| Georgetown | 10-8 | 18-12 |
| Villanova | 9-9 | 14-14 |
| MIAMI | 9-9 | 15-14 |
| St. John's | 7-11 | 13-18 |
| Syracuse | 6-12 | 10-17 |
| West Virginia | 5-13 | 10-17 |
| Providence | 4-14 | 5-22 |
| Pittsburgh | 3-15 | 8-19 |
| Seton Hall | 3-15 | 6-21 |

| 1999-00 | | |
|----------------|------|---------|
| BIG EAST | | Overall |
| Connecticut | 16-0 | 36-1 |
| Notre Dame | 15-1 | 27-5 |
| Rutgers | 12-4 | 26-8 |
| Boston College | 12-4 | 26-8 |
| Georgetown | 9-7 | 17-13 |
| Villanova | 7-9 | 15-15 |
| Miami | 7-9 | 14-15 |
| Pittsburgh | 7-9 | 16-13 |
| St. John's | 5-11 | 11-18 |
| Seton Hall | 5-11 | 11-16 |
| Providence | 5-11 | 10-17 |
| Syracuse | 3-13 | 10-18 |
| West Virginia | 1-15 | 6-22 |

| 2000-01 | | |
|----------------|------|---------|
| BIG EAST | | Overall |
| Notre Dame | 15-1 | 34-2 |
| Connecticut | 15-1 | 32-3 |
| Rutgers | 13-3 | 23-8 |
| Virginia Tech | 11-5 | 22-9 |
| Villanova | 11-5 | 22-9 |
| Seton Hall | 9-7 | 16-12 |
| Boston College | 7-9 | 14-15 |
| Georgetown | 6-10 | 17-15 |
| Syracuse | 6-10 | 12-15 |
| Miami | 6-10 | 13-15 |
| Providence | 4-12 | 11-17 |
| St. John's | 3-13 | 8-20 |
| Pittsburgh | 3-13 | 9-18 |
| West Virginia | 3-13 | 5-22 |

| 2001-02 | | |
|----------------|------|---------|
| BIG EAST | | Overall |
| Connecticut | 16-0 | 39-0 |
| Notre Dame | 13-3 | 20-10 |
| Boston College | 12-4 | 23-8 |
| Villanova | 12-4 | 20-11 |
| Miami | 10-6 | 19-12 |
| Virginia Tech | 9-7 | 21-11 |
| Syracuse | 9-7 | 18-13 |
| Providence | 7-9 | 13-15 |
| Seton Hall | 6-10 | 15-14 |
| West Virginia | 6-10 | 14-14 |
| Rutgers | 5-11 | 9-20 |
| Georgetown | 4-12 | 12-16 |
| Pittsburgh | 3-13 | 8-19 |
| St. John's | 0-16 | 3-24 |

| 2002-03 | | |
|----------------|------|---------|
| BIG EAST | | Overall |
| Connecticut | 16-0 | 29-0 |
| Rutgers | 13-3 | 21-8 |
| Villanova | 12-4 | 22-5 |
| Boston College | 12-4 | 20-7 |
| Virginia Tech | 10-6 | 19-8 |
| Notre Dame | 10-6 | 18-9 |
| Miami | 8-8 | 16-11 |
| Seton Hall | 7-9 | 13-13 |
| Georgetown | 6-10 | 15-12 |
| Syracuse | 5-11 | 10-17 |
| Pittsburgh | 4-12 | 12-15 |
| West Virginia | 4-12 | 15-12 |
| Providence | 3-13 | 9-18 |
| St. John's | 2-14 | 8-19 |

| 2003-04 | | |
|----------------|------|---------|
| BIG EAST | | Overall |
| Connecticut | 14-2 | 31-4 |
| Notre Dame | 12-4 | 21-11 |
| Villanova | 12-4 | 23-7 |
| Miami | 11-5 | 22-7 |
| Boston College | 11-5 | 27-7 |
| West Virginia | 10-6 | 21-11 |
| Rutgers | 10-6 | 21-12 |
| Virginia Tech | 10-6 | 23-8 |
| Georgetown | 7-9 | 13-15 |
| Seton Hall | 6-10 | 15-15 |
| St. John's | 4-12 | 10-18 |
| Syracuse | 3-13 | 6-21 |
| Pittsburgh | 2-14 | 6-20 |
| Providence | 0-16 | 4-23 |

All-Time BIG EAST Honors

BIG EAST Player of the Week

Tamara James. February 23, 2004
 Tamara James. November 23, 2003
 Shaquana Wilkins January 21, 2002
 Meghan Saake December 17, 2001
 Chanivia Broussard December 10, 2001
 Dalia Clarke January 15, 2001
 Kym Hope. February 22, 1999
 Jennifer Jordan January 18, 1999
 Octavia Blue February 12, 1998
 Kym Hope. February 8, 1998
 Kym Hope. January 4, 1998
 Octavia Blue December 12, 1997
 Octavia Blue December 7, 1997
 Jennifer Jordan January 29, 1996
 Octavia Blue December 27, 1995
 Vicki Plowden February 21, 1993
 Vicki Plowden January 10, 1993
 Frances Savage. March 2, 1992
 Frances Savage. February 16, 1992
 Frances Savage. February 9, 1992
 Frances Savage. January 19, 1992
 Frances Savage. December 30, 1991
 Vicki Plowden December 23, 1991

BIG EAST Rookie of the Week

Tamara James. January 13, 2003
 Tamara James. January 6, 2003
 Tamara James. December 23, 2002
 Tamara James. December 2, 2002
 Tamara James. November 25, 2002
 Chanivia Broussard January 15, 2001
 Alicia Hartlaub January 17, 2000
 Amanda Papuga November 22, 1999
 Octavia Blue January 23, 1995
 McChelle Murray December 19, 1994
 Sheron Murray December 13, 1993
 Holly Rilinger. February 15, 1993
 Holly Rilinger. February 1, 1993
 Holly Rilinger. January 17, 1993
 Holly Rilinger. January 4, 1993

All-Time All-BIG EAST First Team

Tamara James. 2003-04
 Octavia Blue 1997-98
 Kym Hope. 1997-98; 1998-99
 Vicki Plowden 1991-92; 1992-93
 Frances Savage. 1991-92

Second Team

Tamara James. 2002-03
 Chanivia Broussard 2001-02
 Della Wilson 1992-93
 Jeanie Hebert 1991-92

Third Team

Chanivia Broussard 2003-04
 Octavia Blue 1995-96; 1996-97
 Jennifer Jordan 1998-99
 Desma Thomas. 1993-94; 1996-97
 Holly Rilinger. 1992-93

Honorable Mention Team

Yalonda McCormick 2003-04
 Meghan Saake 2001-02

Preseason – All-BIG EAST

First Team

Tamara James. 2003-04
 Chanivia Broussard 2002-03
 Octavia Blue 1997-98
 Kym Hope. 1997-98
 Vicki Plowden 1992-93
 Frances Savage. 1991-92

Second Team

Octavia Blue 1996-97; 1995-96
 Desma Thomas. 1994-95

Player of the Year

Vicki Plowden 1992-93

TAMARA JAMES



Tamara James had an outstanding freshman season breaking into five categories.

All-Rookie Selections First Team

Tamara James. 2002-03
 Chanivia Broussard 2000-01
 Octavia Blue 1994-95
 Veronica Watson 1992-93

Second Team

Jill Henne 1993-94
 Holly Rilinger. 1992-93

Preseason Coaches' Poll

2003-04. #6
 2002-03. #7
 2001-02. #7
 2000-01. #7
 1999-00. #7
 1998-99. #6
 1997-98. #3 BE 7
 1996-97. #3 BE 7
 1995-96. #3 BE 7
 1994-95. #5
 1993-94. #6
 1992-93. #1
 1991-92. #3

Player of the Year

Frances Savage. 1991-92

Defensive Player of the Year

Meghan Saake 2001-02

Rookie of the Year

Holly Rilinger. 1992-93

Coach of the Year

Ferne Labati 1991-92

Most Improved Player

Kym Hope. 1996-97

Rebounding Champion

Kym Hope. 1997-98
 Frances Savage. 1991-92

Assists Champion

Gina Graziani 1999-00; 1997-98;
 1996-97
 Jeannie Hebert 1991-92

Most 3-pt Field Goals

Desma Thomas. 1996-97

Tournament Teams

1988-89

21-8 Record
NCAA Tournament - First Round



Sitting (left to right): Merren Armour, Julie Feicht, Elaine Harlow, Jeannie Hebert.
Kneeling: Vicki Bowers, Frances Savage, Nanci Clayton, Sherri Eyer.
Standing: Tanya Wood, Lisa Jones, Chountelle Bullock, Melissa Edwards.

1989-90

25-6 Record
Women's National Invitational Tournament
Fourth-place



Kneeling (left to right): Merren Armour, Christi Johnson, Elaine Harlow, Jeannie Hebert, Margaret Farley.
Standing: Tanya Wood, Sherri Eyer, Frances Savage, Belinda Kunczt, Lisa Jones, Vicki Bowers, Nanci Clayton.

1991-92

30-2 Record, 18-0 BIG EAST
BIG EAST Regular Season Champions
BIG EAST Tournament Champions
NCAA Tournament - Sweet 16



Kneeling (left to right): Lisa Melendez, Nina Wagner, Jeannie Hebert, Ronnie McGarry, Sherri Eyer, Mary Tantillo.
Standing: Assistant coach Tina Cottle, assistant coach Toni Smiley, Merren Armour, Gallia Maik, Dellareese Wilson, Tanya Young, Vicki Plowden, Frances Savage, Vicki Bowers, Carla Harris, assistant coach Robin Harmony, head coach Ferne Labati.

1992-93

24-7 Record, 15-3 BIG EAST
BIG EAST Regular Season Champions
BIG EAST Tournament Champions
NCAA Tournament - Second Round



Kneeling (left to right): Nina Wagner, Mary Tantillo, Holly Rillinger, Yasmin Mendoza, Nickki Mitchell, Ronnie McGarry, Gallia Maik.
Standing: Carla Harris, Desma Thomas, Shay Jones, Christine Olson, Vicki Plowden, Veronica Watson, Cami Young, Tanya Young, Della Wilson.

1997-98

19-10 Record, 13-5 BIG EAST
NCAA Tournament - First Round



Kneeling (left to right): Cassandra Wimes, Gina Graziani, Tessa Iacoboni, Dona Nando, Shannon Drury, Rachel Oates, Bianca Rosales.
Standing: Assistant Coach Toni Smiley, Associate Head Coach Robin Harmony, Saritta Hines, Beth Barnhart, Kym Hope, Octavia Blue, Camilla Östh, Jenifer Jordan, MeChelle Murray, Assistant Coach Nina Wagner, Head Coach Ferne Labati, Team Trainer Danielle Henry.

1998-99

15-14, 9-9 BIG EAST
Women's National Invitational Tournament -
First Round




Kneeling (left to right): Shannon Drury, Sheila James, Rachel Oates, Beth Barnhart, Bianca Rosales, Gina Graziani, Cassandra Wimes.
Standing: Dona Nando, Christal White, Kym Hope, Jennifer Jordan, Martha Bodley, Camilla Östh, Kathryn Fowler.

Tournament Teams

2001-02

19-12, 10-6 BIG EAST
Women's National Invitational Tournament -
Second Round



Front Row (left to right): Kathryn Fowler, Fallon Phanord, Hutashi Wilson, Sheila James, Yalonda McCormick, Amanda Papuga, Meghan Saake.
Back Row (left to right): Melissa Knight, Vera Arsova, Shaquana Wilkins, Martha Bodley, Alicia Hartlaub, Chanivia Broussard, Yolanda Whigham.

2002-03

18-13, 8-8 BIG EAST
NCAA Tournament - First Round



Kneeling (l-r): Yalonda McCormick, Melissa Knight, Hutashi Wilson, Katie Hayek, Meghan Saake, Fallon Phanord, Vera Arsova.
Standing (l-r): Kysha Harriell-Athletic Trainer, Geneva Morgan-Assistant Coach, Robin Harmony-Associate Head Coach, Tatjana Marincic, Alicia Hartlaub, Shaquana Wilkins, Chanivia Broussard, Tamara James, L. Nicole Johnson-Administrative Assistant, Nina Wagner-Assistant Coach, Ferne Labati-Head Coach, Shane Phillips-Athletic Trainer.

2003-04

22-7, 11-5 BIG EAST
NCAA Tournament - First Round



Back Row (l-r): Head Coach Ferne Labati, Assistant Coach Meghan Burke, Tamara James, Tatjana Marincic, Imani Dhahabu, Shaquana Wilkins, Amy Audibert, Vera Arsova, Chanivia Broussard, Assistant Coach Jackie Moore, Associate Head Coach Robin Harmony. **Front Row (l-r):** Administrative Assistant L. Nicole Johnson, Sandra Jansson, Yalonda McCormick, Hutashi Wilson, Melissa Knight, Katie Hayek, Fallon Phanord, Video Coordinator Nina Wagner.

1992 BIG EAST CHAMPIONSHIP



Merren Amour, Frances Savage, Jeannie Hebert, Sherri Eyer and Vicki Bowers accept the 1992 BIG EAST Championship Trophy following their victory over Connecticut in the 1992 BIG EAST Tournament final.

Postseason Tournaments/Awards

Miami in the NCAA Tournament

| Year | Opponent | Round | Site | Result |
|------|------------------|----------|----------------------|---------------|
| 2004 | Maryland | First | Baton Rouge, La. | L, 86-85 |
| 2003 | New Mexico | First | Albuquerque, N.M. | L, 91-85 (OT) |
| 1998 | Clemson | First | Ruston, La. | L, 60-49 |
| 1993 | Western Kentucky | Second | Bosling Green, Ky. | L, 78-63 |
| | St. Peter's | First | Coral Gables, Fla. | W, 61-44 |
| 1992 | Vanderbilt | Sweet 16 | Charlottesville, Va. | L, 77-67 |
| | North Carolina | Second | Coral Gables, Fla. | W, 86-72 |
| 1989 | Oklahoma State | First | Stillwater, Okla. | L, 93-69 |

Miami in the WNIT Tournament

| Year | Opponent | Round | Site | Result |
|------|----------------|--------------|-----------------|----------|
| 2002 | Georgia Tech | First Round | Atlanta, Ga. | W, 73-64 |
| | Houston | Second Round | Houston, Texas | L, 83-76 |
| 1999 | Rice | First Round | Houston, Texas | L, 65-58 |
| 1990 | UNC-Charlotte | Consolation | Amarillo, Texas | L, 82-80 |
| | Kentucky | Semifinals | Amarillo, Texas | L, 80-68 |
| | Illinois State | First | Amarillo, Texas | W, 85-83 |

Miami in the AIAW Tournament

| Year | Opponent | Round | Site | Result |
|------|----------------------|-------|--------------------|----------|
| 1982 | Delta State | First | Tallahassee, Fla. | L, 81-66 |
| 1981 | Southern Mississippi | First | Hattiesburg, Miss. | L, 80-75 |

All-Time Honors

Sports Illustrated

Player of the Year

Frances Savage 1991-92

KODAK All-America

First Team

Frances Savage 1993-94

Honorable Mention

Tamara James, 2002-03

Octavia Blue 1997-98

Vicki Plowden 1992-93

Frances Savage 1991-92

WBCA National Coach

of the Year

Ferne Labati 1991-92

United States Basketball

Writers' (AP)

Second Team

Frances Savage 1991-1992

Honorable Mention

Tamara James 2002-03

Women's Basketball

News Service

Third Team

Octavia Blue 1997-98

Street & Smith's

Preseason Honorable Mention

Tamara James 2003-04

Frances Savage 1989-90

Jeannie Hebert 1991-92

Full Court Press

Honorable Mention

Tamara James 2003-04

Women's Basketball Yearbook

Preseason All-America

Frances Savage 1991-92

Honorable Mention

Jeannie Hebert 1991-92

Vicki Plowden 1991-92

Freshman All-America

Maria Rivera 1984

Joani Bowles 1990

Jeannie Hebert 1990

Ronnie McGary 1991

All-Tournament Teams

NCAA East Region Team

Vicki Plowden 1992

National Women's Invitation Tournament

Frances Savage 1990

New South Women's Athletic Conference Tournament

Vicki Plowden 1991

Jeannie Hebert (MVP) 1991

UM Gatorade Holiday Classic

Chanivia Broussard 2003 (MVP)

Yalonda McCormick 2003

Tamara James 2003

Meghan Saake 2002 (MVP)

Tamara James 2002

Meghan Saake 2001 (MVP)

Dalia Clarke 2000 (MVP)

Kym Hope 1997

Octavia Blue (MVP) 1997

UM/Pepsi-Church's Chicken Holiday Classic

Kym Hope 1996

Octavia Blue 1995

Desma Thomas 1995; 1993

Vicki Plowden 1992

Della Wilson 1992

Holly Rilinger 1992

Jeannie Hebert 1991

Frances Savage

(MVP) 1991

Hurricane Tip-Off Classic

Frances Savage

(MVP) 1989

Dial Classic/Florida Four Challenge

Octavia Blue 1997; 1996; 1994

Kym Hope 1997

Desma Thomas 1996; 1995;

1993

Cassandra Wimes 1995

Tanya Young 1993

Nikki Mitchell 1993

Vicki Plowden 1992

Orange Bowl/Burger King Women's Invitational

Chanivia Broussard 2001 (MVP)

Frances Savage 1989

Maria Rivera 1985

Miami Masonic Classic

Cordelia Fulmore 1984

Miami Women's Court Classic

Donna Mapp 1980

Cordelia Fulmore 1981

Old Dominion Dial Classic

Christine Olson 1993

FIU/Converse Sun & Fun Classic

Ronnie McGary 1991

Vicki Plowden 1991

Frances Savage 1989

LSU Classic

Maria Rivera 1985

Illinois Classic

Maria Rivera 1985

Lady Pirate Classic

Maria Rivera 1986

Felpausch/MSU Classic

Frances Savage

(MVP) 1990

Alaskan Northern Lights

Joani Bowles 1984

Stetson Hatter Classic

Joani Bowles 1984

Cordelia Fulmore 1984

Houston/Lady Cougar Classic

Jeannie Hebert 1988

Frances Savage 1988

FSU/LadySunshine Tournament

Jeannie Hebert 1988

Frances Savage

(MVP) 1988

Joani Bowles 1984

Past All-Conference Teams

New South Women's Athletic Conference

First Team

Vicki Plowden 1991

Second Team

Jeannie Hebert 1991

Florida State Athletic Conference (AIAW Region III)

All-Region

Sylvia Wilson 1981

All-State

First Team

Dottie Richardson 1981

Sylvia Wilson 1981; 1980

Jill Poorman 1980

Cordelia Fulmore 1984

Second Team

Joani Bowles 1984

Coach of the Year

Lin Dunn 1981

2004-2005 Opponents

FALLON PHANORD





2004-2005 Opponents

Gardner Webb

November 19, 2004, 7 p.m.,
Convocation Center, Coral Gables, Florida

Location Morehead, Ky.
Founded 1887
Enrollment 9,390
Conference Ohio Valley
Nickname Lady Eagles
Colors Blue & Gold
Arena (Capacity) Ellis T. Johnson (6,500)
President Dr. Ronald G. Eaglin
Athletic Director Chip Smith
2002-03 Overall Record 16-12
2002-03 Conference Record/Finish 9-7/T-4th
All-time Record vs. Miami First meeting
Sports Information Director Randy Stacy
WBB Contact Brad Laux

SID Office Phone (606) 783-2500
E-mail b.laux@moreheadstate.edu
Address UPO 1023
Morehead, KY 40351
Fax (606) 783-2550
Press Row (606) 783-2500
Website msueagles.com
Head Coach Laura L. Litter (Morehead State, '80)
Record at Morehead State (years) 61-104 (6)
Overall Record (years) 61-104 (6)
Associate Head Coach Corbett Grigsby (MSU, '62)
Assistants Naomi Bronson (MSU, '01)
Amy Spear (MSU, '02)

| No. | Name | Pos. | Ht. | Yr. | Hometown/Previous School |
|-----|------------------------|------|------|-----|---|
| 10 | Jessie Plante | G/F | 5-10 | FR | Windsor, Ontario/F.J. Brennan HS |
| 11 | Haley Gilmore | G | 5-8 | SR | Bowie, Texas/Bowie HS |
| 12 | Shelly Johnson | F/C | 6-2 | JR | Amherstburg, Ontario/General Amherst HS |
| 13 | La'Keta "Red" Wales | F | 6-1 | SR | Louisville, Ky./Central HS |
| 21 | TaNeisha Johnson | G/F | 5-9 | SO | Shelbyville, Ky./Shelby County HS |
| 24 | Jonna Patterson | G/F | 5-9 | FR | Covington, Ky./Holmes HS |
| 25 | Lesley Sargent | F/C | 5-10 | FR | Dayton, Ohio/Ridgeville Christian HS |
| 32 | Holly Williams | F | 6-1 | FR | Umatilla, Fla./Umatilla HS |
| 34 | Shermeca Howard | G/F | 5-10 | SO | Dayton, Ohio/UNC Wilmington |
| 35 | Megen "Penny" Gearhart | G | 5-6 | FR | Olive Hill, Ky./West Carter HS |
| 40 | Patti White | C | 6-2 | FR | Cincinnati, Ohio/Purcell-Marian HS |
| 41 | Kandi Brown | G/F | 5-11 | SR | Olive Hill, Ky./West Carter HS |
| 42 | Natalie Collins | G/F | 5-11 | FR | Indianapolis, Ind./Franklin Central HS |
| 50 | DeVonda Williams | F | 5-11 | SR | Lexington, Ky./Bryan Station HS |
| - | Lindsey Crawford | F | 5-11 | FR | Dayton, Ohio/Meadowdale HS |

2003-04 (16-12, 9-7 OV)

WEST VIRGINIA WESLEYAN WOT 96-94
BINGHAMTON W 65-59
at Ohio W 96-86
MARSHALL L 61-72
vs. Long Beach State W 75-47
vs. Hofstra W 77-57
GLENVILLE STATE L 69-87
vs. Northwestern L 66-76
vs. Princeton W 94-86
vs. Jacksonville State W 95-87
vs. Samford L 58-71
at Tennessee Tech W 72-64
at Tennessee State W 76-59
SOUTHEASTMISSOURI STATE L 63-83
EASTERN ILLINOIS W 75-70
at Eastern Kentucky L 73-85
TENNESSEE STATE W 79-72
at Tennessee-Martin L 77-83
at Murray State L 58-81
AUSTIN PEAY L 76-83
at Eastern Illinois W 75-52
at Southeast Missouri State L 64-78
TENNESSEE TECH W 70-65
EASTERN KENTUCKY W 86-80
MURRAY STATE W 81-73
TENNESSEE-MARTIN W 79-65
at Austin Pea L 77-83
at Tennessee-Martin L 75-80

2004-05 Schedule

NOVEMBER
22 MIAMI# 3 p.m.
23 GARDNER-WEBB# 3 p.m.
DECEMBER
2 OHIO 7 p.m.
5 at Marshall 7 p.m.
17 at College of Charleston (S.C.) 7 p.m.
18 at Charleston Southern 7 p.m.
21 at Wright State 1 p.m.
29 vs. Georgia\$ 4 p.m.
30 vs. Bowling Green State\$ 4 p.m.
JANUARY
3 at Louisville 4:30 p.m.
5 at IPPW 7 p.m.
8 MURRAY STATE* 5:30 P.M.
10 TENNESSEE-MARTIN* 5:30 P.M.
15 TENNESSEE TECH* 5:30 P.M.
17 AUSTIN PEAY* 5:30 P.M.
22 at Samford* 6 p.m.
24 at Jacksonville State* 6 p.m.
29 at Tennessee-Martin* 6:30 p.m.
31 at Murray State* 6:15 p.m.
FEBRUARY
3 EASTERN KENTUCKY* 5:30 P.M.
7 TENNESSEE STATE* 5:30 P.M.
12 JACKSONVILLE STATE* 5:30 P.M.
14 SAMFORD* 5:30 P.M.
19 at Eastern Illinois* 6:15 p.m.
21 at Southeast Missouri State* 6 p.m.
24 at Eastern Kentucky* 5:30 p.m.
28 at Tennessee Tech* 6:30 p.m.
* Ohio Valley Conference (OVC) contest
Morehead Tip-Off Classic at Morehead, Ky.
\$ EKU Comfort Suites Classic at Richmond, Ky.

TCU

Hurricane Classic
November 21, 2004, Noon or 2 p.m.,
Convocation Center, Coral Gables, Florida

Location Fort Worth, Texas
Founded 1873
Enrollment 8,066
Conference Conference USA
Nickname Lady Frogs
Colors Purple & White
Arena (Capacity) Daniel-Meyer Coliseum (7,201)
Chancellor Victor Boschini
Athletic Director Eric Hyman
2003-04 Overall Record 25-7
2003-04 Conference Record/Finish 11-3/2nd
All-time Record vs. Miami First meeting
Media Relations Director Steve Fink
WBB Contact Matt Freed
SID Office Phone (817) 257-7969
E-mail m.freed@tcu.edu

Address 2900 S. Stadium Dr. Room 104
Fort Worth, TX 76129
Fax (817) 257-7964
Press Row (817) 257-7337
Website www.gofrogs.com
Head Coach Jeff Mittie (Missouri Western, '89)
Record at TCU (years) 110-50 (5)
Overall Record (years) 261-109 (12)
Associate Head Coach Larry Tidwell (Austin College, '76)
Assistants Tonya Benton (Baylor, '99)
Yolanda Wells-Broughton (Grambling State, '95)

| No. | Name | Yr. | Pos. | Ht. | Hometown |
|-----|----------------------|-----|------|-----|--|
| 05 | JimAnne Baker | G | 5-11 | FR | Cisco, Texas/Cisco HS |
| 11 | Natasha Lacy | G | 5-10 | SO | El Paso, Texas/Montwood HS |
| 24 | Niki Newton | F | 6-0 | SR | Crowley, Texas/Crowley HS |
| 33 | Adrienne Ross | G | 5-8 | SO | Hobbs, New Mexico/Hobbs HS |
| 34 | Ashley Davis | F | 6-0 | SO | San Antonio, Texas/Taft HS |
| 40 | Jenna Lohse | F | 6-2 | FR | Fort Worth, Texas/Richland HS |
| 50 | Sandora Irvin | F | 6-3 | SR | Fort Lauderdale, Florida/Fort Lauderdale HS |
| 10 | Vanessa Clementino | F | 6-2 | JR | Aracatuba, Brazil/Trinity Valley CC |
| 11 | Ashley Goodwin | C | 6-3 | FR | Columbia, South Carolina/Dreher HS |
| 40 | Amanda Holmes | F | 6-2 | FR | Topeka, Kansas/Hayden HS |
| 24 | Moneka Knight | G | 5-7 | FR | Las Vegas, Nevada/Bishop Gorman HS |
| 14 | Lorie Rayford-Butler | F | 5-11 | FR | Inglewood, California/Morningside HS |
| 31 | Marissa Rivera | F | 6-2 | FR | Chula Vista, California/Lajolla Country Day HS |
| 33 | Adrienne Ross | G | 5-8 | SO | Hobbs, N.M./Hobbs HS |
| 03 | Stephanie Thiel | G | 5-9 | JR | Nazareth, Texas/Seward County CC |

UCLA

Hurricane Classic
November 21, 2004, Noon or 2 p.m.,
Convocation Center, Coral Gables, Florida

Location Los Angeles, California
Founded 1919
Enrollment 36,890
Conference Pac-10
Nickname Bruins
Colors Blue and Gold
Arena (Capacity) Pauley Pavilion (12,819)
Chancellor Dr. Albert Carnesale
Athletic Director Daniel Guerrero
2003-04 Overall Record 17-13
2003-04 Conference Record/Finish 11-7/T-3rd
All-time Record vs. Miami First meeting
Assoc. AD/ SID Marc Dellins
WBB Contact Steve Rourke

SID Office Phone (310) 206-8187
E-mail sroure@athletics.ucla.edu
Address UCLA Athletic Department
PO Box 24044
Los Angeles, CA 90024
Fax (310) 825-8664
Press Row (310) 825-1899
Website www.uclabruins.com
Head Coach Kathy Olivier (UNLV, '83)
Record at UCLA (years) 165-152 (11)
Overall Record (years) 165-152 (11)
Assistants Pam Walker (UCLA, '85)
Tia Jackson (Iowa, '95)
Theon Carrier (Long Beach State, '92)

| No. | Name | Pos. | Ht. | Yr. | Hometown/Previous School |
|-----|-------------------|------|------|-----|--|
| 00 | Ortal Oren | G | 5-9 | JR | Rishon-Lazion, Israel/Kriat-Sharet HS |
| 03 | Shaina Zaidi | G | 5-8 | SO | Valencia, California/Marlborough HS |
| 11 | Julia Pitts | F | 6-2 | JR | Carson, California/North Torrance HS |
| 14 | Lindsey Pluimer | F | 6-4 | FR | San Clemente, California/San Clemente HS |
| 20 | Lauren Pedersen | G | 5-10 | FR | Brea, California/Brea-Olinda HS |
| 21 | Brittany Ringel | F | 6-1 | JR | Arlington, Texas/Trinity Valley HS |
| 22 | Consuelo Lezcano | C | 6-4 | SO | Marathon Shores, Florida/Marathon HS |
| 31 | Amanda Livingston | F | 6-1 | SO | Yorba Linda, California/Troy HS |
| 32 | Nikki Blue | G | 5-8 | JR | Bakersfield, California/West HS |
| 40 | Lisa Willis | G | 5-11 | JR | Long Beach, California/Narbonne HS |
| 44 | Emma Tautolo | F/C | 6-2 | JR | Moreno Valley, California/Moreno Valley HS |
| 45 | Noelle Quinn | G | 6-0 | SO | Los Angeles, California/Bishop Montgomery HS |
| 54 | Sissy Pickett | C | 6-7 | SR | Coushatta, Louisiana/Martin HS |

2004-2005 Opponents

Hartford

**November 23, 2004, 7 p.m.,
West Hartford, Connecticut**

Location Tampa, FL
 Founded 1956
 Enrollment 39,000
 Conference Conference USA
 Nickname Bulls
 Colors Green & Gold
 Arena Sun Dome (10,411)
 President Judy L. Genshaft
 Athletic Director Lee Roy Selmon
 2002-03 Overall Record 7-20
 2002-03 Conference Record/Finish 2-12/14th
 All-time Record vs. Miami Miami leads 27-11
 Asst. AD/Communications John Gerdes
 WBB Contact Michael Hogan
 SID Office Phone (813) 974-4092

E-mail mhogan@admin.usf.edu
 Address 4202 E. Fowler Ave. PED 214
 Tampa, FL 33620-8600
 Fax (813) 974-5328
 Press Row (813) 974-3752
 Head Coach Jose Fernandez
 (Florida International '94)
 Record at S. Florida (years) 25-57 (3)
 Overall Record 25-57 (3)
 Assistants Harry Elifsen (Northern Iowa, '86)
 Tara Jones (Indiana, '02)
 Jan Bennett (Chattanooga, '61)

| No. | Name | Pos. | Ht. | Yr. | Hometown/Previous School |
|-----|------------------|------|------|-----|--|
| 01 | Ezria Parsons | F | 6-0 | So. | Bushnell, FL/Auburn/South Sumter HS |
| 02 | Rachael Sheats | G | 5-11 | Fr. | Marietta, GA/Sprayberry HS |
| 03 | Anedra Gilmore | G | 5-6 | Jr. | Jacksonville, FL/Gulf Coast CC/Wolfson HS |
| 05 | Tristen Webb | G | 5-8 | Jr. | Stone Mountain, GA/Lakeside HS |
| 12 | Sarah Lochmann | F | 5-11 | Sr. | Dublin, OH/Coffman HS |
| 20 | Melissa Tape | G | 5-6 | Sr. | Toowoomba, Queensland, Australia/Harristown State HS |
| 22 | Andrea Armstrong | F/C | 6-3 | Jr. | Lakeside, OR/Kansas State/North Bend |
| 23 | Alana Tanksley | G/F | 5-8 | Jr. | Acworth, GA/North Cobb HS |
| 24 | A.J. Johnson | F | 5-10 | Fr. | Winter Haven, FL/Winter Haven HS |
| 25 | Jessica Dickson | F | 5-11 | Fr. | Ocala, FL/Vanguard HS |
| 32 | Nalini Miller | C | 6-2 | Fr. | Laurinburg, NC/Laurinburg Institute |
| 35 | Rae Rae Sayles | F | 5-10 | Jr. | Charleston, WV/Okaloosa Walton CC/Capital HS |
| 45 | Sharon Cambridge | C | 6-2 | So. | Miami, FL/Central HS |

2003-04 (7-20, 2-12 CUSA)

| | |
|----------------------------------|------------|
| at Miami | L 49-60 |
| at Florida | L 59-70 |
| CHICAGO STATE | W 56-44 |
| BETHUNE-COOKMAN | W OT 68-59 |
| BIRMINGHAM SOUTHERN | W 80-66 |
| JACKSONVILLE | W 64-50 |
| FLORIDA STATE | L 78-82 |
| at IUPUI | L 71-77 |
| at Indiana | L 60-67 |
| NO. 2 CONNECTICUT | L 56-72 |
| BOSTON UNIVERSITY | W 85-69 |
| GEORGIA | L 44-91 |
| at Iowa State Cyclones | L 47-61 |
| at UAB | L 71-73 |
| at Marquette | L 41-62 |
| at No. 24 DePaul | L 57-63 |
| CINCINNATI | L 37-72 |
| LOUISVILLE | L 63-72 |
| UAB | L 58-62 |
| at MEMPHIS | L 53-76 |
| at Saint Louis | L 73-81 |
| TULANE | L 55-87 |
| SOUTHERN MISS | W 52-49 |
| CHARLOTTE | W 69-59 |
| EAST CAROLINA | L 60-71 |
| at Houston | L 73-77 |
| at TCU | L 57-74 |

2004-05 Schedule

| | |
|--------------------------------|--------------------------|
| NOVEMBER | |
| 21 | at Wagner |
| 23 | at Army |
| 25 | Miami |
| Best Western Roundball Classic | |
| 29 | USF vs. Akron |
| 30 | Consolation Championship |
| DECEMBER | |
| 2 | Florida |
| 14 | at Florida State |
| 19 | at UC-Riverside |
| 21 | at UNLV |
| 28 | Canisius |
| 30 | Florida Atlantic |
| JANUARY | |
| 4 | Georgia |
| 6 | Niagara |
| 9 | at Charlotte |
| 11 | at East Carolina |
| 16 | Marquette |
| 18 | DePaul |
| 23 | at Saint Louis |
| 25 | at Memphis |
| 31 | Houston |
| FEBRUARY | |
| 2 | TCU |
| 6 | at Cincinnati |
| 8 | at Louisville |
| 15 | UAB |
| 20 | Southern Miss |
| 22 | Tulane |
| 27 | at UAB |

Oregon

**Long Island University Turkey Classic
November 26, 2004, 4 p.m.
Brooklyn, New York**

Location Eugene, Ore.
 Founded 1876
 Enrollment 20,033
 Conference Pacific-10
 Nickname Ducks
 Colors Green & Yellow
 Arena (Capacity) McArthur Court (9,087)
 President Dave Frohnmayer
 Athletic Director Bill Moos
 2003-04 Overall Record 14-15
 2003-04 Conference Record/Finish 6-12/8th
 All-time Record vs. Miami First meeting
 Assistant Athletic Director, Media Services David Williford

WBB Contact Andrew Longetieg
 SID Office Phone (541) 346-2253
 E-mail andrewl@uoregon.edu
 Address Len Casanova Center
 2727 Leo Harris Parkway
 Eugene, OR 97401
 Fax (541) 346-5449
 Press Row (541) 346-4496
 Website www.goducks.com
 Head Coach Bev Smith (Oregon, '82)
 Record at Oregon (years) 48-44 (3)
 Overall Record (years) 48-44 (3)
 Associate Head Coach Allison McNeill (Oregon, '81)
 Assistants Mike McNeill (British Columbia, '86)
 Peg Swadener (Oregon, '94)

| No. | Name | Pos. | Ht. | Yr. | Hometown/Previous School |
|-----|----------------------|------|------|-----|--|
| 02 | Chelsea Wagner | G | 5-10 | JR | Springfield, Oregon/Springfield HS/Univ. of Hawaii |
| 05 | Ashley Allen | G | 5-10 | SO | Fresno, California/Clovis West HS |
| 10 | Gabrielle Richards | C | 6-3 | FR | Seymour, Australia/Institute of Sport |
| 11 | Kaela Chapdelaine | G | 5-10 | FR | Okotoks, Alberta/Foothills Composite |
| 13 | Corrie Mizusawa | G | 5-8 | SR | Lafayette, California/Acalanes HS/Saint Mary's |
| 15 | Carolyn Ganes | F/C | 6-3 | JR | Saskatoon, Saskatchewan/Aden Bowman |
| 20 | Kristen Forristall | F | 6-2 | FR | Portland, Oregon/Oregon City HS |
| 21 | Brandi Davis | G/F | 6-0 | SR | La Habra, California/Sonora HS |
| 23 | Kedzie Gunderson | F/G | 6-0 | SR | Bellevue, Washington/Bellevue HS |
| 32 | Yadili Okwumabua | F | 6-2 | JR | Winnipeg, Manitoba/Glenlawn Collegiate |
| 33 | Catherine Kraayeveld | F | 6-4 | SR | Kirkland, Washington/Lake Washington |
| 35 | Cicely Oaks | G | 5-7 | SO | Portland, Oregon/Grant HS |
| 43 | Jessica Shettlers | F | 6-6 | SO | Portland, Oregon/Wilson HS |
| 44 | Andrea Bills | C | 6-3 | SR | Moreno Valley, California/Moreno Valley |
| 54 | Eleanor Haring | F | 6-1 | SO | Mullaloo, Australia/Institute of Sport |

2003-04 (14-15, 6-12 P-10)

| | |
|--------------------------------|---------|
| VALPARAISO | W 60-47 |
| LSU | W 76-67 |
| at Gonzaga | W 73-57 |
| KANSAS | W 54-51 |
| N.C. STATE | W 83-78 |
| at Portland | L 58-76 |
| vs. Colorado State | W 62-50 |
| MONTANA | W 53-52 |
| at Santa Clara | W 68-56 |
| at George Washington | L 52-72 |
| at California | L 57-61 |
| at Stanford | L 51-77 |
| USC | L 55-69 |
| UCLA | L 57-63 |
| OREGON STATE | W 56-54 |
| at Washington | L 50-95 |
| at Washington State | W 60-50 |
| ARIZONA | L 66-70 |
| ARIZONA STATE | L 67-69 |
| at UCLA | W 61-55 |
| at USC | L 56-71 |
| at Oregon State | L 61-75 |
| WASHINGTON STATE | W 74-52 |
| WASHINGTON | L 56-67 |
| at Arizona State | L 40-65 |
| at Arizona | L 58-84 |
| STANFORD | W 67-66 |
| CALIFORNIA | W 77-62 |
| vs California | L 57-82 |

2004-05 Schedule

| | |
|---|-------------------------------|
| NOVEMBER | |
| 5 | Western Oregon (Exhibition) |
| 12 | Sports Travelers (Exhibition) |
| 19 | Portland |
| 23 | Southern |
| 26 | vs. Miami # |
| 27vs. Long Island University/Maryland Eastern Shore # | |
| DECEMBER | |
| 4 | George Washington % |
| 9 | Idaho State |
| 12 | at Colorado State |
| 18 | vs. Ohio State ^ |
| 21 | at Arkansas |
| 27 | California* |
| 29 | Stanford* |
| JANUARY | |
| 2 | at USC* |
| 4 | at UCLA* |
| 8 | at Oregon State* |
| 13 | Washington* |
| 15 | Washington State* |
| 20 | at Arizona* |
| 22 | at Arizona State* |
| 27 | UCLA* |
| 29 | USC* |
| FEBRUARY | |
| 5 | Oregon State* |
| 10 | at Washington State* |
| 12 | at Washington* |
| 17 | Arizona State* |
| 19 | Arizona* |
| 24 | at Stanford* |
| 26 | at California* |

* Pac-10 Conference game
 # Long Island University Tournament
 % Pape Jam (Rose Garden)
 ^ Nike Classic

*Big Sky Conference Match



2004-2005 Opponents

Long Island

Long Island University Turkey Classic
November 27, 2004, 2 or 4 p.m.
Brooklyn, New York

Location Brooklyn, NY
 Founded 1926
 Enrollment 11,000
 Conference Northeast
 Nickname Blackbirds
 Colors Black, Silver and Royal Blue
 Arena (Capacity) Schwartz Center (1,000)
 President David Steinberg
 Athletic Director John Suarez
 2003-04 Overall Record 11-17
 2003-04 Conference Record/Finish 26-32 (2)
 All-time Record vs. Miami 8-10/T-6th
 All-time Record vs. Miami First meeting
 Assistant Athletic Director/Media Relations Stacey Brann

WBB Contact Derek Crudele
 SID Office Phone (718) 488-1307
 E-mail dcrudele@liu.edu
 Address One University Plaza
 Brooklyn, NY 11201
 Fax (718) 488-3302
 Press Row (718) 488-3338
 Website www.liu.edu/blackbirds
 Head Coach Stephanie Gaitley (Villanova, '82)
 Record at LIU (years) 26-32 (2)
 Overall Record (years) 338-183 (18)
 Assistants Jennifer Payes (Saint Joseph's, '99)
 Angelika Szumilo (Long Island, '03)

| No. | Name | Yr. | Pos. | Ht. | Hometown/Previous School |
|-----|--------------------|-----|------|-----|--|
| 02 | Mikaelar Whippy | G | 5-8 | FR | Suva, Fiji |
| 03 | Polona Oberc | G | 5-8 | SR | Ljubljana, Slovenia/Barry University |
| 04 | Lana Kershaw | F/G | 6-0 | SR | Hamilton, New Zealand/Fort Scott CC |
| 05 | Kelli Sawyer | G | 5-5 | SO | Philadelphia, Pennsylvania/Friends Select HS |
| 10 | Masa Susic | F | 5-10 | SO | Zenica, Bosnia & Herzegovina/Opca Gimnazija |
| 11 | Marijana Draskovic | G | 5-9 | JR | Stockholm, Sweden/ Fryshuset Kunnskaps Centrum Clifton, New Jersey/St. Mary's HS |
| 12 | Joella Pounds | G | 5-7 | FR | Albany, New York/Guiderland |
| 13 | Erin Pinchbeck | G | 5-7 | JR | Albany, New York/Guiderland |
| 14 | Sara Oblak | F | 6-2 | SO | Skofjaloka, Slovenia/Ljubljana |
| 23 | Anna Dziadkowiec | F/G | 5-10 | SO | Krakow, Poland/Krakow Acad. of P.E. |
| 31 | Goska Radwan | G | 5-9 | JR | Stalowa Wola, Poland/ K.E.N. |
| 32 | Amber Wirth | G/F | 5-8 | JR | Hastings, Minnesota/ Hastings HS |
| 44 | Ravin Chase | C/F | 6-0 | SR | Baltimore, Maryland/Randallstown HS |
| 50 | Kara Barth | F/C | 6-3 | JR | South Bend, Indiana/Central Arizona College |

Maryland-E. Shore

Long Island University Turkey Classic
November 27, 2004, 2 or 4 p.m.
Brooklyn, New York

Location Princess Anne, Maryland
 Founded 1886
 Enrollment 3,600
 Conference Mid-Eastern Athletic
 Nickname Hawks
 Colors Maroon and Grey
 Arena (Capacity) W.P. Hytche Athletic Center (5,500)
 President Dr. Thelma B. Thompson
 Athletic Director Nelson E. Townsend
 2003-04 Overall Record 12-17
 2003-04 Conference Record/Finish 6-12/7th
 All-time Record vs. Miami Miami leads 1-0
 Sports Information Director G. Stan Bradley
 WBB Contact TBA
 SID Office Phone (410) 651-6499
 E-mail gsbradley@mail.umes.edu

Address Office of Media Relations
 W.P. Hytche Athletic Center
 Backbone Road
 Univ. of MD Eastern Shore
 Princess Anne, MD 21853
 Fax (410) 651-7600
 Press Row (410) 651-8903
 Website www.umeshawks.com
 Head Coach Fred Batchelor
 (Valley Forge Christian College, '88)
 Record at UMES (years) First Year
 Overall Record (years) 62-45 (4)
 Assistants Revonda Whitley
 Chris Massey
 Destiney Avent (UMES, '02)

| No. | Name | Pos. | Ht. | Yr. | Hometown/Previous School |
|-----|------------------|------|-----|-----|--|
| 01 | Brittany Adkins | F | 6-1 | FR | Millsboro, Delaware/Sussex Technical HS |
| 03 | Kristi Veltkamp | C | 6-3 | JR | Hudsonville, Michigan/Hudsonville Home School |
| 04 | Jamila Griffith | F | 6-0 | JR | Barbados, West Indies/ Louis Lynch Secondary/Tallahassee CC |
| 05 | Ashley Chase | G | 5-6 | SO | Baltimore, Maryland/Dunbar HS |
| 10 | Erica Bennett | G | 5-6 | SR | Panama City, Florida/Rutherford/Jacksonville CC |
| 12 | Candyece Jeter | G | 5-8 | SO | Baltimore, Maryland/Milford Mill. Academy |
| 15 | Octavia Thompson | G | 5-8 | SR | Colonial Heights, Virginia/Matoaca HS |
| 20 | Qiana Cheatham | F | 5-9 | SO | Baltimore, Maryland/Milford Mill Academy |
| 21 | Chikwue Okaro | C | 6-2 | SR | Newark, New Jersey/Columbia HS |
| 22 | Kolade Aderaju | G | 5-8 | FR | Bladensburg, Maryland/Bladensburg HS |
| 25 | Daynese Stowe | C | 6-2 | JR | Philadelphia, Pennsylvania/ Rober Lamberton HS/Florida CC |
| 43 | Alicia Loxen | G | 5-7 | FR | Owoso, Michigan/Hudsonville Home School |

George Mason

November 30, 4004, 7 p.m.
Fairfax, Virginia

Location Fairfax, Virginia
 Founded 1957
 Enrollment 28,246
 Conference Colonial Athletic Association
 Nickname Patriots
 Colors Green and Gold
 Arena (Capacity) Patriot Center (10,000)
 President Dr. Alan G. Merten
 Athletic Director Thomas J. O'Connor
 2003-04 Overall Record 18-11
 2003-04 Conference Record/Finish 11-7/T-2nd
 All-time Record vs. Miami First meeting
 Public Relations Director Maureen Nasser
 WBB Contact Maggie Walsh
 SID Office Phone (703) 993-3268

E-mail mwalsh7@gmu.edu
 Address MS 3A5/Sports Information
 George Mason University
 4400 University Dr.
 Fairfax, VA 22030
 Fax (703) 993-3259
 Press Row (703) 993-3044
 Website GoMason.com
 Head Coach Debbie Taneyhill (George Mason, '92)
 Record at GMU (years) 103-89 (7)
 Overall Record (years) 103-89 (7)
 Assistants . Marcell Harrison (George Mason, '94)
 Jimmy Howard (Greensboro College, '86)
 Kristeena Alexander (George Washington, '00)

| No. | Name | Pos. | Ht. | Yr. | Hometown/Previous School |
|-----|--------------------|------|------|-----|--|
| 2 | Whitney Ward | G/F | 6-0 | FR | Columbia, Maryland/Long Reach HS |
| 3 | A.J. Farrar | G | 5-9 | FR | Virginia Beach, Virginia/Ocean Lakes HS |
| 5 | Jessica Smith | F | 6-1 | FR | Dartmouth, Massachusetts/Dartmouth HS |
| 10 | Melissa McGruder | G | 5-11 | JR | Richmond, Virginia/Lloyd C. Bird HS |
| 11 | Ashley York | G | 6-2 | SO | Springfield, Virginia/Lee HS |
| 13 | Kristin Hiegly | F | 6-1 | SO | Akron, Ohio/Hoover HS |
| 21 | Jen Daniels | G | 5-8 | JR | Brigantine, New Jersey/Holy Spirit HS |
| 22 | Julie Flanders | C | 6-3 | SR | St. Thomas, Virgin Islands/Charlotte Amalie HS |
| 23 | Lauren Hediger | G | 5-9 | SR | Pittsburgh, Pennsylvania/Mt. Lebanon HS |
| 31 | Tracy Ann Holness | F | 6-1 | SO | Queens, New York/Christ The King HS |
| 32 | Keyhanna Wakefield | G | 5-8 | FR | Albany, New York/Colonia HS |
| 33 | Erika Hussa | C | 6-3 | FR | Burke, Virginia/Robinson HS |
| 34 | Casey Quigley | G | 5-10 | FR | Springfield, Virginia/Lake Braddock HS |
| 44 | Moni Akintunde | F | 5-11 | FR | Laurel, Maryland/Laurel HS |

2003-04 (18-11, 11-7 CAA)

| | |
|----------------------------|-----------|
| Georgetown | L 63-72 |
| at Tulane | W 61-60 |
| at Howard | W 85-63 |
| Monmouth | W 78-63 |
| at Fordham | L 60-66 |
| vs. Charlotte | W 70-52 |
| vs. St. Joseph/Stony Brook | W 68-59 |
| Towson | W 65-51 |
| Drexel | W 68-54 |
| at VA Commonwealth | W 77-62 |
| at James Madison | L 53-64 |
| UNC Wilmington | L 57-65 |
| Delaware | W 71-64 |
| at Old Dominion | L 54-77 |
| at William & Mary | W 64-54 |
| Hofstra | W 92-64 |
| at Drexel | L 74-80 |
| at UNC Wilmington | W 63-54 |
| VA Commonwealth | W 80-60 |
| William & Mary | W 70-43 |
| James Madison | W 85-69 |
| at Towson | W 64-52 |
| at Hofstra | W 57-56 |
| Old Dominion | L 81-64 |
| at Delaware | L 58-67 |
| vs. James Madison | W 84-67 |
| vs. VA Commonwealth | W 73-59 |
| vs. Old Dominion | L 81-85 |
| vs. Seton Hall | LOT 56-61 |

2004-05 Schedule

| | |
|----------|---------------------------|
| NOVEMBER | |
| 21 | Tulane |
| 27 | at Monmouth |
| 30 | Miami |
| DECEMBER | |
| 2 | at Penn State |
| 8 | at Georgetown |
| 11 | at Mount St. Mary's |
| 21 | Longwood |
| 27 | at Connecticut |
| JANUARY | |
| 2 | at Towson* |
| 6 | Hofstra* |
| 9 | William & Mary* |
| 11 | Columbia |
| 14 | James Madison* |
| 16 | at Delaware* |
| 20 | at UNC Wilmington* |
| 23 | VA Commonwealth* |
| 27 | at Old Dominion* |
| 30 | at Drexel* |
| FEBRUARY | |
| 3 | Delaware* |
| 6 | at James Madison* |
| 11 | at William & Mary* |
| 13 | Old Dominion* |
| 17 | Towson* |
| 20 | UNC Wilmington* |
| 24 | at Hofstra* |
| 27 | at VA Commonwealth* |
| MARCH | |
| 3 | Drexel* |

* CAA game

2004-2005 Opponents

Florida International

December 4, 2004, 7 p.m.
Miami, Florida

Location Miami, Fla.
 Founded 1972
 Enrollment 34,000
 Conference Sun Belt
 Nickname Golden Panthers
 Colors Blue and Gold
 Arena (Capacity) Pharmed Arena (5,000)
 President Dr. Modesto A. Maidique
 Athletic Director Rick Mello
 2003-04 Overall Record 11-16
 2003-04 Conference Record/Finish 5-9/4th East
 All-time Record vs. Miami Miami leads 30-19
 Asst. AD/Media Relations Director Rich Kelch
 WBB Contact Margaret Belch

SID Office Phone (305) 348-6666
 E-mail belchm@fiu.edu
 Address Golden Panther Arena
 Miami, FL 33199
 Fax (305) 348-2963
 Press Row (305) 348-3702
 Website www.fiusports.com
 Head Coach Cindy Russo (Old Dominion, '75)
 Record at FIU (years) 516-206 (25)
 Overall Record (years) 556-228 (27)
 Associate Head Coach Inge Nissen
 (Old Dominion, '90)
 Assistants Laquanda Dawkins (North Carolina, '99)

| No. | Name | Pos. | Ht. | Yr. | Hometown/Previous School |
|-----|-------------------|------|-----|------|---|
| 02 | Ash'lea Moore | G | Sr. | 5-3 | Gainesville, FL (P.K. Yonge) |
| 03 | Tishona Gregory | G | Jr. | 5-5 | Romulus, MI (Detroit King) |
| 04 | Kim Dye | G | Fr. | 5-8 | Fayetteville, TN (Shelbyville) |
| 05 | Kelly Stevenson | G | Jr. | 5-7 | Ponte Vedra Beach, FL (Nease 1L/Jacksonville) |
| 11 | Sarah Lowe | G | So. | 5-7 | Wynnewood, PA (Lower Merion) |
| 12 | Tara Taylor | G | Jr. | 5-10 | Huntsville, AL (Butler) |
| 21 | Danielle Santos | G | So. | 5-10 | Marietta, GA (Wheeler) |
| 23 | Tamia Williams | G/F | Jr. | 6-0 | West Palm Beach, FL (Palm Beach Gardens) |
| 32 | Brittany Davis | F | So. | 6-2 | Gainesville, FL (Buchholz) |
| 33 | Bernice Mosby | F | So. | 6-1 | Brooksville, FL (Hernando) |
| 34 | Dalila Eshe | F | So. | 6-3 | Tallahassee, FL (Florida) |
| 45 | Natashia Morehead | F | Jr. | 5-11 | Panama City, FL (Bay HS/Gulf Coast CC) |
| 50 | Briana Phillips | F | Fr. | 6-2 | Bradenton, FL (Southeast) |
| 55 | Vanessa Hayden | C | Sr. | 6-4 | Oriando, FL (Boone) |

2003-04 (11-16, 5-9 Sun Belt)

vs Temple LOT 76-81
 vs Davidson L 55-62
 Appalachian State W 72-53
 Iowa L 86-93
 at Miami L 58-78
 vs Eastern Michigan L 42-52
 vs Drexel W 61-53
 at Old Dominion L 66-77
 Dartmouth W 80-69
 Alabama W 61-55
 Albany L 57-61
 Hofstra W 80-56
 Radford W 68-32
 at Arkansas-Little Rock W 66-57
 at Arkansas State L 60-62
 Denver W 59-54
 North Texas L 53-55
 at Louisiana-Lafayette L 48-58
 New Mexico State W 60-51
 Arkansas-Little Rock W 70-56
 Arkansas State W 67-57
 at Middle Tennessee L 47-73
 at Western Kentucky LOT 69-73
 at New Orleans L 48-52
 at South Alabama L 58-59
 Western Kentucky L 66-73
 Middle Tennessee L 48-63

2004-05 Schedule

NOVEMBER
 19 vs. Bucknell#
 20 vs. Texas A&M/South Florida#
 26 vs. Elon\$
 27 vs. Wichita State/West Virginia\$
 DECEMBER
 1 Fordham
 4 Miami
 11 Florida Atlantic
 16 Northwestern
 18 vs. Marshall%
 19 at UCF%
 28 Stony Brook&
 29 Dayton/Brown&
 JANUARY
 3 at Alabama
 6 Arkansas-Little Rock*
 8 Arkansas State*
 15 at North Texas*
 17 at Denver*
 22 at New Mexico State*
 24 Louisiana-Lafayette*
 FEBRUARY
 5 Western Kentucky*
 7 Middle Tennessee*
 12 at Arkansas State*
 14 at Arkansas-Little Rock*
 19 South Alabama*
 21 New Orleans*
 26 at Middle Tennessee*
 28 at Western Kentucky*

* Sun Belt game
 # Traveler's Tournament
 \$ FIU/Herald Thanksgiving Classic
 % UCF Christmas Classic
 & Sun & Fun Classic

Texas Tech

December 6, 2004, 7 p.m.(CST)
Lubbock, Texas

Location Lubbock, Texas
 Founded 1923
 Enrollment 29,000
 Conference Big 12
 Nickname Lady Raiders
 Colors Scarlet and Black
 Arena (Capacity) United Spirit Arena (15,050)
 Chancellor Dr. David Smith
 Athletic Director Gerald Myers
 2003-04 Overall Record 25-8
 2003-04 Conference Record/Finish 10-6/T-4th
 All-time Record vs. Miami Texas Tech leads 1-0
 Media Relations Director Chris Cook
 WBB Contact Tammi Hoffman

SID Office Phone (806) 742-2770
 E-mail tammi.hoffman@ttu.edu
 Address Box 43201
 Lubbock, TX 79409
 Fax (806) 742-1970
 Press Row (806) 742-6888
 Website texastech.com
 Head Coach Marsha Sharp (Wayland Baptist University, '74)
 Record at Texas Tech (years) 533-167 (22)
 Overall Record (years) 533-167 (22)
 Assistants Linden Weese (NW Oklahoma, '76)
 Roger Reding (Texas Tech, '84)
 Krista Gerlich (Texas Tech, '93)

| No. | Name | Yr. | Pos. | Ht. | Hometown/Previous School |
|-----|------------------|-----|------|-----|---|
| 05 | Chesley Dabbs | F | 6-0 | JR | Plano, Texas/Plano HS |
| 10 | Brooke Baughman | F | 5-10 | SO | Canyon, Texas/Canyon HS |
| 11 | Tawanna Flowers | F | 5-10 | FR | Lvelland, Texas/Lvelland HS |
| 14 | Erin Grant | G | 5-8 | JR | Arlington, Texas/Mansfield HS |
| 15 | Judith Smith | G | 5-9 | FR | Long Beach, California/Long Beach Poly |
| 25 | Enrica Johnson | F | 6-1 | FR | Waco, Texas/LaVega HS |
| 31 | Cisti Greenwalt | C | 6-5 | SR | Clovis, New Mexico/Clovis HS |
| 33 | Patrice Edwards | C | 6-6 | SO | Trinidad-Tobago, West Indies/Frank Phillips College |
| 34 | Erin Myrick | C | 6-3 | FR | Duarte, California/Bishop Amat Memorial |
| 41 | LaToya Davis | F/C | 6-1 | JR | Houston, Texas/South Houston HS |
| 42 | Darrice Griffin | F | 6-1 | FR | Seagraves, Texas/Seagraves HS |
| 55 | Alesha Robertson | G | 6-0 | SO | Plainview, Texas/Plainview HS |

2003-04 (25-8, 10-6 BIG 12)

Texas-San Antonio W 76-48
 Western Kentucky W 88-47
 UC Santa Barbara W 68-41
 Rutgers W 73-45
 vs. Michigan W 74-61
 at SMU W 77-37
 California W 76-69
 Wyoming W 77-26
 Pacific W 100-39
 at Washington W 74-70
 Stanford W 55-46
 vs. Maryland W 65-53
 at San Diego W 95-47
 Pepperdine W 95-53
 Oklahoma State W 106-43
 at Iowa State L 63-64
 Baylor W 64-63
 Nebraska W 68-55
 at Oklahoma State LOT 87-88
 Texas A&M W 65-56
 at Texas L 73-82
 Kansas W 67-44
 at Baylor W 62-59
 Oklahoma L 62-68
 at Texas A&M W 59-58
 at Missouri W 73-68
 Texas W 62-49
 at Oklahoma L 53-64
 Colorado W 60-51
 at Kansas State L 73-85
 vs Baylor L 72-80
 vs. Maine W 60-50
 vs. Louisiana Tech L 64-81

2004-05 Schedule

NOVEMBER
 7 West Coast All-Stars (exhibition)
 15 Everyone's Internet (exhibition)
 22 Rice
 28 vs. Stanford
 DECEMBER
 2 Arkansas-Little Rock
 6 Miami
 9 Oral Roberts
 12 Mississippi
 18 vs. Arkansas State
 19 vs. Virginia Tech/Western Michigan
 21 Penn State
 28 Sacramento State
 JANUARY
 2 Idaho State
 5 Oklahoma*
 8 at Oklahoma State*
 12 Texas*
 15 at Colorado*
 19 at Nebraska*
 22 Kansas State*
 26 Missouri*
 30 at Texas A&M*
 FEBRUARY
 5 Baylor*
 8 Iowa State*
 13 at Texas*
 16 at Kansas*
 19 Texas A&M*
 23 at Oklahoma*
 26 Oklahoma State*
 MARCH
 3 at Baylor*

* Big 12 game



2004-2005 Opponents

Central Florida

**December 13, 2004, 7 p.m.,
Convocation Center, Coral Gables, Florida**

Location Orlando, Florida
 Founded 1963
 Enrollment 44,000
 Conference Atlantic Sun
 Nickname Golden Knights
 Colors Black and Gold
 Arena (Capacity) UCF Arena (5,100)
 President Dr. John C. Hitt
 Athletic Director Steve Orsini
 2003-04 Overall Record 17-13
 2003-04 Conference Record/Finish 14-6/T-1st
 All-time Record vs. Miami 3-7
 Asst AD/ Sports Information Director John Marini
 WBB Contact John Marini

SID Office Phone (407) 823-2729
 E-mail jmarini@mail.ucf.edu
 Address UCLA Athletic Department
 PO Box 24044
 Los Angeles, CA 90024
 Fax (407) 823-5266
 Press Row (407) 823-2477
 Website www.ucfathletics.com
 Head Coach Gail Striegler (Central Arkansas '89)
 Record at UCLA (years) 72-75 (5)
 Overall Record (years) 72-75 (5)
 Assistants Jen Schneider (Northwood '92)
 Kaycee Kapels (Missouri-Kansas City '00)
 LaTricia Gunnells (St. John's '99)

| No. | Name | Pos. | Ht. | Yr. | Hometown/Previous School |
|-----|-------------------|------|-----|------|---|
| 03 | Claudia Johnson | G | 5-8 | SO-R | Ripley, Miss./Ripley HS |
| 04 | Ali Roberts | C | 6-3 | SR | Pensacola, FL/ Pensacola Catholic HS |
| 10 | Lashaunda Slade | G | 5-5 | SO | Ft. Lauderdale, FL/ S.Broward HS |
| 12 | LaShay King | G | 5-7 | JR | Port St. Lucie, FL/ Port St. Lucie HS |
| 14 | Francine Houston | G | 5-4 | SO-R | Bradenton, FL/ Florida State University |
| 20 | Keunta Miles | F | 6-0 | SO | Ft. Lauderdale, FL/ S. Broward HS |
| 21 | Takira Allen | C | 6-2 | SR | Tallahassee, FL/ Quincy Shanks HS |
| 22 | Shelby Weber | F | 6-1 | JR | Sarasota, FL/ Sarasota HS |
| 23 | Celeste Hudson | G | 5-9 | JR | Altamonte Springs/ Lyman HS |
| 24 | Shayla Smith | G | 5-5 | JR | Kingsland, GA/ Camden County HS |
| 40 | Courtney Stroud | C | 6-2 | FR-R | Charlotte, NC/ Providence Day School |
| 44 | Jeralynn Campbell | C | 6-3 | JR | Thontassassa, FL/ University of Memphis |
| — | Amber Long | G | 5-6 | SO | Irmo, SC/ Louisiana State University |

2003-04 Results

(17-13, 14-6 Atlantic Sun)

| | |
|-----------------------------------|--------------|
| PREMIER PLAYERS (exhibition) | W 72-69 |
| WINNING WAYS | W 58-47 |
| at Manhattan College | L 47-68 |
| PURDUE | L 52-87 |
| NICHOLLS STATE | W 85-49 |
| FLORIDA STATE | L 59-72 |
| at Florida Atlantic | W 72-61 |
| at Georgia Tech | L 48-70 |
| ALABAMA (Holiday Classic) | L 48-70 |
| FLORIDA (Holiday Classic) | L 48-79 |
| at Stetson | W 79-55 |
| at Jacksonville | W 67-46 |
| GEORGIA STATE | L 58-62 (ot) |
| MERCER | L 60-66 |
| FLORIDA ATLANTIC | W 83-69 |
| at Gardner-Webb | W 52-46 |
| at Campbell | W 50-46 |
| TROY STATE | L 50-57 (ot) |
| LIPSCOMB | L 56-75 |
| BELMONT | W 67-55 |
| at Lipscomb | L 51-62 |
| at Belmont | L 58-85 |
| at Troy State | W 70-66 |
| CAMPBELL | W 68-63 |
| GARDNER-WEBB | W 74-48 |
| at Mercer | W 68-39 |
| at Georgia State | W 69-53 |
| JACKSONVILLE | W 79-58 |
| STETSON | W 59-39 |
| vs Mercer (Atlantic Sun Tourn.) | L 58-73 |
| vs Stetson (Atlantic Sun Tourn.) | W 64-52 |
| vs Lipscomb (Atlantic Sun Tourn.) | L 62-64 |

2004-05 Schedule

| | |
|----------|---|
| NOVEMBER | |
| 2 | MIAMI SUNS (Exhibition) |
| 13 | TEAM REEBOK (Exhibition) |
| 19 | at UNLV |
| 22 | at Northern Arizona |
| 26 | SOUTHERN MISSISSIPPI |
| 30 | at Florida |
| DECEMBER | |
| 2 | BELMONT |
| 4 | LIPSCOMB |
| 13 | at Miami |
| 18 | COLGATE (Christmas Classic) |
| 19 | FLORIDA INTERNATIONAL (Christmas Classic) |
| JANUARY | |
| 3 | FLORIDA ATLANTIC |
| 8 | TROY |
| 13 | at Campbell |
| 15 | at Gardner-Webb |
| 20 | MERCER |
| 22 | GEORGIA STATE |
| 27 | at Stetson |
| 29 | at Jacksonville |
| FEBRUARY | |
| 2 | at Florida Atlantic |
| 5 | STETSON |
| 7 | JACKSONVILLE |
| 10 | at Georgia State |
| 12 | at Mercer |
| 17 | GARDNER-WEBB |
| 19 | CAMPBELL |
| 24 | at Troy |
| MARCH | |
| 2 | at Belmont |
| 5 | at Lipscomb |

Montana

**December 20, 2004, 7 p.m.,
Convocation Center, Coral Gables, Florida**

Location Missoula, Montana
 Founded 1893
 Enrollment 13,352
 Conference Big Sky
 Nickname Lady Griz
 Colors Maroon and silver
 Arena (Capacity) Dahlberg Arena (7,500)
 President Dr. George Dennison
 Athletic Director Don Read
 2003-04 Overall Record 27-5
 2003-04 Conference Record/Finish 14-0/T-1st
 All-time Record vs. Miami First Meeting
 Asst AD/ Sports Information Director Dave Guffey
 WBB Contact Joel Carlson
 SID Office Phone (406) 243-5402

E-mail joel.carlson@mso.umt.edu
 Address Sports Information
 Adams Center
 The University of Montana
 Missoula, Montana 59812
 Fax (406) 243-6899
 Press Row (406) 243-4281
 Website www.MontanaGrizzlies.com
 Head Coach Robin Selvig (Montana '74)
 Record at UCLA (years) 602-173 (.777) (26)
 Overall Record (years) 602-173 (26)
 Assistants Annette Rocheleau (Montana '82)
 Shannon Schweyen (Montana '93)
 Trish Duce (Montana '95)

| No. | Name | Pos. | Ht. | Yr. | Hometown/Previous School |
|-----|---------------------|------|------|-----|--------------------------------------|
| 05 | Johanna Closson | F | 6-0 | FR | Whitefish, Montana/ Whitefish HS |
| 10 | Lynsey Monaco | F | 5-10 | SR | Dillon, Montana/ Beaverhead HS |
| 11 | Laura Cote | G | 5-8 | FR | Gardiner, Montana/ Gardiner HS |
| 12 | Katie Edwards | G | 5-9 | JR | Lewistown, Montana/ Fergus HS |
| 14 | Jackie DeShazer | G | 5-7 | SO | Libby, Montana/ Libby HS |
| 20 | Michela Schmitz | G | 5-8 | FR | Great Falls, Montana/ Great Falls HS |
| 22 | Julianne Keller | G | 5-10 | SR | Turner Montana/ Maita HS |
| 23 | Dana Conway | G | 5-10 | FR | Billings Montana/ Billings West HS |
| 32 | Sara Gale | F | 6-2 | SO | Corvallis, Oregon/ Corvallis HS |
| 33 | Jody McLeod | F | 6-0 | JR | Prospect, Oregon/ Crater HS |
| 40 | AmyBrooks | F | 6-1 | SO | Helena, Montana/ Helena HS |
| 45 | Crystal Baird | C | 6-3 | SR | Chino, California/ Don Lugo HS |
| 50 | Hollie Tyler | C | 6-3 | SR | Leadore, Idaho/ Leadore HS |
| 54 | Hilary Tanneberg | F | 6-2 | FR | Issaquah, Washington/ Liberty HS |
| — | Tamara Jo Guardipee | F | 6-2 | FR | Browning, Montana/ Browning HS |
| — | Mandy Morales | G | 5-9 | FR | Billings, Montana/ Billings West HS |

2003-04 Results

(27-5, 14-0 Big Sky)

| | |
|---|---------|
| MONTANA-WESTERN | W 85-41 |
| vs Syracuse | W 65-55 |
| vs Hartford | W 70-49 |
| vs Texas | L 46-85 |
| MSU-BILLINGS | W 80-43 |
| SAN FRANCISCO | W 61-60 |
| at Oregon | L 52-53 |
| at Portland | W 66-55 |
| ST. MARY'S | W 74-49 |
| PRINCETON | W 68-54 |
| MEMPHIS | W 74-56 |
| WESTERN MICHIGAN | W 67-51 |
| at Gonzaga | L 52-60 |
| at Colorado | L 45-60 |
| UTAH | W 61-58 |
| at Idaho State | W 76-66 |
| at Weber State | W 63-60 |
| at Montana State | W 60-44 |
| NORTHERN ARIZONA | W 74-37 |
| SACRAMENTO STATE | W 76-50 |
| at Portland State | W 90-62 |
| at Eastern Washington | W 67-61 |
| WEBER STATE | W 65-62 |
| IDAHO STATE | W 76-57 |
| MONTANA STATE | W 88-52 |
| at Sacramento State | W 76-50 |
| at Northern Arizona | W 56-48 |
| EASTERN WASHINGTON | W 60-58 |
| PORTLAND STATE | W 85-50 |
| EASTERN WASHINGTON (Big Sky Tour) | W 81-54 |
| IDAHO STATE (Big Sky Tour) | W 66-62 |
| Louisiana Tech (NCAA Mideast 1st round) | L 77-81 |

2004-05 Schedule

| | |
|----------|-------------------------------------|
| NOVEMBER | |
| 9 | NWBL ELITE TRAVEL TEAM (Exhibition) |
| 14 | DEJA VU (Exhibition) |
| 22 | MONTANA-WESTERN |
| 24 | at Long Beach State |
| 26 | East Carolina |
| 27 | at Pepperdine/Cal State-Fullerton |
| DECEMBER | |
| 5 | PORTLAND |
| 8 | at Idaho |
| 10 | GONZAGA |
| 20 | at Miami |
| 28 | FLORIDA STATE vs LOUISVILLE |
| 28 | MAINE vs MONTANA |
| 29 | CONSOLATION GAME |
| 29 | CHAMPIONSHIP GAME |
| JANUARY | |
| 4 | at Utah |
| 6 | WYOMING |
| 8 | COLORADO STATE |
| 14 | MONTANA STATE |
| 20 | at Northern Arizona |
| 22 | at Sacramento State |
| 27 | PORTLAND STATE |
| 29 | EASTERN WASHINGTON |
| FEBRUARY | |
| 3 | at Weber State |
| 5 | at Idaho State |
| 12 | at Montana State |
| 17 | SACRAMENTO STATE |
| 19 | NORTHERN ARIZONA |
| 24 | at Eastern Washington |
| 26 | at Portland State |
| MARCH | |
| 3 | IDAHO STATE |
| 5 | WEBER STATE |

2004-2005 Opponents

Fairfield

UM Holiday Classic
December 28, 2004, 7 p.m.,
Convocation Center, Coral Gables, Florida

Location Fairfield, Connecticut
 Founded 1942
 Enrollment 3,300
 Conference (MAAC)
 Nickname Stags
 Colors Red and White
 Arena (Capacity) Harbor Yard (9,500)
 President Jeffrey von Arx, S.J.
 Athletic Director Eugene P. Doris
 2003-04 Overall Record 10-19
 2003-04 Conference Record/Finish 8-10
 All-time Record vs. Miami (3-2)
 Sports Information Director Jack Jones
 WBB Contact Patrick Moran

SID Office Phone (203) 254-4000 ext 4116
 E-mail p Moran@mail.fairfield.edu
 Address Fairfield University Athletic Department
 N. Benson Road
 Fairfield, CT 06430
 Fax (203) 254-4117
 Press Row (203) 345-2500
 Website www.fairfieldstags.com
 Head Coach Dianne Nolan (Glassboro State '73)
 Record at Fairfield (years) 418-309 (.575) (26)
 Overall Record (years) 479-366 (.567) (31)
 Assistants John Paladino (Connecticut '77)
 Chris Lindwall (Southern Connecticut '89)
 Paige Sauer (Connecticut '00)

| No. | Name | Pos. | Ht. | Yr. | Hometown/ High School |
|-----|-------------------|------|------|-----|---|
| 10 | Meka Wertz | G | 5-6 | FR | Rego Park, NY/Christ the King |
| 11 | Cathy Dash | G/F | 5-11 | SR | Norwalk, Conn. / Norwalk |
| 12 | Janelle McManus | G | 5-6 | SR | Belle Harbor, NY/ Bishop Kearny |
| 15 | Sabra Wrice | G | 5-8 | FR | Riverside, NJ / Riverside |
| 21 | Yvette Rutherford | F | 5-11 | SR | Bromsgrove, England/ Peddie School (NJ) |
| 22 | Stephanie Ryan | G | 5-10 | FR | Coram, NY/Newfield |
| 23 | Candice Lindsay | F/G | 5-11 | SO | Brooklyn, NY/ Christ the King |
| 24 | Elise Young | G | 5-6 | SO | Franklin, Mass. / Franklin |
| 30 | Cara Murphy | G | 5-8 | JR | Haddon Township, NJ/Haddon Township |
| 31 | Stephanie Cziria | F | 6-2 | FR | Townsend, Mass. / North Middlesex |
| 45 | Katie Hammerer | F/C | 6-2 | SR | Springfield, Va./ West Springfield |
| 52 | Clare Faurote | C | 6-4 | JR | Cassville, Wis. /Cassville |
| 55 | Ivana Podrug | C | 6-5 | JR | Zagreb, Croatia/ Zagreb |

2003-04 Results (10-19, 8-10 MAAC)

at Villanova Wildcats L 55-68
 at Northeastern L 58-68
 MASSACHUSETTS W 43-42
 DELAWARE LOT 51-61
 MANHATTAN W 80-63
 at St. John's L 76-77
 SETON HALL UNIVERSITY L 57-73
 at Hawaii W 67-65
 vs Northern Iowa LOT 77-83
 vs UNC-Wilmington L 71-74
 vs Kansas L 70-84
 SIENA L 63-68
 at Canisius College W 02 90-82
 at Niagara University L 74-84
 at Saint Peter's L 61-73
 at Manhattan College L 50-61
 MARIST COLLEGE L 45-59
 LOYOLA (MD.) W 66-58
 at Rider Broncs W 72-55
 at Siena College L 58-76
 SAINT PETER'S W 60-53
 at Iona College L 61-75
 CANISIUS COLLEGE L 82-92
 NIAGARA UNIVERSITY W 80-68
 At Marist L 66-79
 IONA COLLEGE W 75-63
 RIDER BRONCS W 83-70
 at Loyola L 53-75
 vs Manhattan College LOT 56-66

2004-2005 Schedule

NOVEMBER
 19 HARVARD (Coca-Cola Classic)
 23 VILLANOVA
 27 DARTMOUTH
 DECEMBER
 2 SAINT PETER'S
 5 MANHATTAN
 9 at Delaware
 13 at Hartford
 28 at Miami (Blue Sky Classic)
 29 Loyola Marymount/ Hofstra
 JANUARY
 2 YALE
 7 at Siena
 10 at Rider
 14 at Niagara
 16 at Canisius
 20 MARIST
 22 RIDER
 27 IONA
 30 at Loyola (Md.)
 FEBRUARY
 3 at Saint Peter's
 5 at Marist
 10 at Manhattan
 12 SIENA
 19 NIAGARA
 21 CANISIUS
 23 at Iona
 26 LOYOLA (Md.)

Loyola Marymount

UM Holiday Classic
December 29, 2004, 5 or 7 p.m.,
Convocation Center, Coral Gables, Florida

Location Los Angeles, CA
 Founded 1911
 Enrollment 8,300
 Conference West Coast Conference
 Nickname Lions
 Colors Crimson and Navy
 Arena (Capacity) Gersten Pavilion (4,156)
 President Rev. Robert B. Lawton, S.J.
 Athletic Director Dr. William Husak
 2003-04 Overall Record 24-6
 2003-04 Conference Record/Finish 13-1/T-1st
 All-time Record vs. Miami First Meeting
 Asst AD/ Sports Information Director John Shaffer
 WBB Contact Carolyn French
 SID Office Phone (310) 338-7643

E-mail cfrench@lmu.edu
 Address Athletic Media Relations
 Loyola Marymount University
 One LMU Drive
 Los Angeles, CA 90045
 Fax (310) 338-2703
 Press Row (310) 670-8792
 Website www.LMULions.com
 Head Coach Julie Wilhoit (Marian College '85)
 Record at UCLA (years) 114-140 (10)
 Overall Record (years) 235-210 (17)
 Assistants Lynn Flanagan (LMU '91)
 Tami Adkins (San Francisco '93)
 Julie Brase (Arizona '03)

| No. | Name | Pos. | Ht. | Yr. | Hometown/Previous School |
|-----|--------------------|------|------|-----|-------------------------------------|
| 12 | Bianca Ziemann | G | 5-8 | JR | Huntington Beach, CA/ Edison Hs |
| 13 | Amanda DeCoud | G | 5-7 | FR | Moreno Valley, CA/ JW North HS |
| 15 | Raquel Castellanos | F | 5-10 | SO | Martinez, CA/ Carondelet HS |
| 20 | Jenni Smith | G | 6-0 | JR | Broomfield, CO/ Broomfield HS |
| 21 | Rachael Ziemann | G | 5-8 | JR | Huntington Beach, CA/ Edison HS |
| 22 | Amanda Patton | G | 5-9 | SO | Valencia, CA/ Hart HS |
| 23 | Sara Brown | G | 5-8 | SO | Santa Margarita, CA/ Colorado State |
| 30 | Bronwyn Evans | F | 6-1 | FR | Portland, OR/ Jesuit HS |
| 32 | Jacquelyn Woods | F | 6-0 | SR | Ashland, OR/ Ashland HS |
| 33 | Mary Turner | G/F | 5-10 | SR | Rancho Cucamonga, CA/ Chaffey HS |
| 34 | Valerie Ogoke | F | 6-2 | FR | Inglewood, CA/ St. Mary's Academy |
| 35 | Ashlee Durlap | F | 6-1 | JR | Los Angeles, CA/ San Diego State |
| 40 | Carrie Noyes | F | 6-1 | FR | Brea, CA/ Brea Olinda HS |
| 42 | Becky Hogue | F | 6-1 | SO | Kailua, HI/ Punahou School |
| 44 | Jennifer Henry | C | 6-3 | SR | Alta Loma, CA/ Etiwanda HS |
| 50 | Jevay Grooms | C | 6-3 | JR | Granada Hills, CA/ Kennedy HS |

Hofstra

UM Holiday Classic
December 29, 2004, 5 or 7 p.m.,
Convocation Center, Coral Gables, Florida

Location Hempstead, New York
 Founded 1935
 Enrollment 13,400
 Conference Colonial Athletic Association
 Nickname Pride
 Colors Gold, White and Blue
 Arena (Capacity) Hofstra Arena (5,124)
 President Stuart Rabinowitz
 Athletic Director Harry Royle
 2003-04 Overall Record 14-14
 2003-04 Conference Record/Finish 11-7/T-2nd
 All-Time Record vs. Miami First Meeting
 Assoc. AD for Communications Jim Sheehan
 WBB Contact Stephen Gorchov

SID Office Phone (516) 463-4933
 E-mail ATHSZG@hofstra.edu
 Address PFC-240, 230 Hofstra University
 Hempstead, NY 11549
 Fax (516) 463-5033
 Press Row (516) 463-7725
 Website www.hofstra.edu/sports
 Head Coach Felisha Legette-Jack (Syracuse, '89)
 Record at Hofstra (years) 22-35 (2)
 Overall Record (years) 22-35 (2)
 Assistants Carlton Oliver (Oral Roberts, '96)
 Cherie Hogg (Nevada-Las Vegas, '94)
 Viveca Lof (Nevada-Las Vegas, '01)

| No. | Name | Pos. | Ht. | Yr. | Hometown/Previous School |
|-----|---------------------------|------|------|------|--|
| 05 | Tenicha Gittens | G | 5-4 | JR | Brossard, Quebec, Canada/Dawson/ Eastern Arizona JC |
| 10 | Cigi McCollin | G | 5-7 | R-SO | Long Island City, NY/Christ The King |
| 11 | Charlotte Baldrey-Chourio | G | 5-11 | SR | Surrey, England/Tolworth Girls School/ Tallahassee CC |
| 15 | Lizanne Murphy | G/F | 6-1 | SO | Beaconfield, Quebec, Canada/Dawson |
| 21 | Jenna McSpadden | G | 5-11 | FR | Austin, TX/Hyde Park Baptist |
| 25 | Whitney Vose | G | 5-8 | FR | Newburyport, MA/Newburyport |
| 32 | India Ali | G | 5-5 | FR | Lithonia, GA/Southwest DeKalb |
| 33 | Amaka Agugua | F | 5-11 | SR | Herndon, VA/Oakton |
| 35 | Lana Harshaw | F | 6-0 | SO | Wildwood, NJ/Wildwood |
| 43 | Vanessa Gidden | C | 6-3 | SO | Stamford, CT/Stamford |
| 52 | Linn Quamme | F | 6-0 | FR | West Salem, W/West Salem |



2004-2005 Opponents

Coppin State

January 2, 2005, Noon
Convocation Center, Coral Gables, Florida

Location Villanova, Pa.
Founded 1842
Enrollment 6,295
Conference BIG EAST
Nickname Wildcats
Colors Blue and White
Arena (Capacity) The Pavilion (6,500)
President Rev. Edmund J. Dobbin, O.S.A.
Athletic Director Vince Nicastro
2002-03 Overall Record 28-6
2002-03 Conference Record/Finish 12-4/T-3rd
2002-03 Post-Season Play NCAA regional final
All-time Record vs. Miami Villanova leads 12-9
SID Dean Kenefick
WBB Contact Dean Kenefick

SID Office Phone (610) 519-4120
E-mail dean.kenefick@villanova.edu
Website villanova.com
Address 800 Lancaster Ave.
Villanova, PA 19085
Fax (610) 519-7323
Press Row (610) 519-7290
Head Coach Harry Parretta (Lycoming '78)
Record at Villanova (years) 465-262 (25)
Overall Record (years) 465-262 (25)
Associate Head Coach Joe Mullaney, Jr.
(Providence '78)
Assistants Shanette Lee (Villanova, '99),
Mary Beth Snell (Villanova, '00)

| No. | Name | Yr. | Pos. | Ht. | Hometown/Previous School |
|-----|---------------------|------|------|------|--|
| 03 | Betsy McManus | So. | G | 5-6 | Pearl River, N.Y./Pearl River |
| 10 | Stacie Whitman | Fr. | G/F | 5-11 | Plymouth Meeting, Pa./Plymouth Whitemarsh |
| 13 | Sarita Hatcher | Jr. | G | 5-8 | New York, N.Y./Mt. St. Ursula |
| 14 | Liad Suez | So. | F | 6-1 | Eren Yeauda, Israel/Ostrovsky |
| 21 | Jana Rediger | Jr. | C | 6-3 | Sellersville, Pa./Pennridge |
| 23 | Courtney Mix | Sr. | F | 5-10 | Perrysburg, Ohio/Toledo Central Catholic |
| 25 | Jennifer Hilgenberg | Jr. | G | 5-10 | Readington, N.J./Immaculata |
| 30 | Courtney Roantree | So. | F | 5-11 | Philadelphia, Pa./St. Hubert |
| 31 | Kate Dessart Mager | So. | F | 6-0 | Media, Pa./Cardinal O'Hara |
| 33 | Jenna Viani | So. | G/F | 5-11 | Poughkeepsie, N.Y./Our Lady of Lourdes |
| 35 | Jackie Adamshick | Rtr. | F | 6-0 | Allentown, Pa./Allentown Central Catholic |
| 40 | Jeanine Johnson | Sr. | F | 6-1 | Lima, Ohio/Lima |
| 42 | Kelly Nash | Sr. | G/F | 5-10 | Fairfield, Conn./Fairfield |
| 44 | Katia Levitsky | Fr. | F/C | 6-3 | Herzeliya, Israel/Tichon Hadash |

2003-04 Schedule (28-6 Overall/12-4 BE)

Houston Jaguars (exh.) W 62-54
at St. Joseph's (PA) W 59-44
Howard W 82-57
vs. Ohio St. W 58-51
vs. Colorado W 59-54
vs. Pennsylvania W 65-54
La Salle W 72-57
at UMass L 50-55
Temple W 66-54
Temple W 66-54
Brown W 70-50
Fairfield W 88-42
ST. JOHN'S W 77-53
VIRGINIA TECH W 62-60
at WEST VIRGINIA W 53-43
at RUTGERS L 57-58
SETON HALL W 58-52
Penn St. W 73-66 (OT)
NOTRE DAME L 56-58
at CONNECTICUT L 38-58
at MIAMI W 61-55
BOSTON COLLEGE W 75-61
at SYRACUSE W 71-44
at PITTSBURGH W 63-47
GEORGETOWN W 51-37
at VIRGINIA TECH W 71-61
at BOSTON COLLEGE W 65-62
RUTGERS L 49-50
PROVIDENCE W 83-48
vs. Notre Dame W 50-39
vs. Miami W 65-59
vs. Connecticut W 52-48
vs. St. Francis, Pa. W 51-36
George Washington W 70-57
vs. Colorado W 53-51
at Tennessee L 49-73

2004-05 Schedule

NOVEMBER
8 Turkish National Team (exh.) TBA
15 %vs. Louisiana State 7:00
16 %at Oregon/Valparaiso 3:30/6:00
21 at Howard 7:00
23 Fairfield 2:00
28 \$vs. Elon 8:00
29 \$vs. New Mexico/Youngstown State TBA
DECEMBER
4 Pennsylvania 7:30
6 at LaSalle 1:00
9 St. Joseph's 7:30
19 at Temple 8:00
30 Columbia 7:30
JANUARY
2 at BOSTON COLLEGE (CNB) 7:00
7 MIAMI 7:30
9 RUTGERS (CNB) 8:00
14 at VIRGINIA TECH 7:00
17 SETON HALL (BETV) Noon
24 at NOTRE DAME (BETV) Noon
27 SYRACUSE 7:30
31 at GEORGETOWN 1:00
FEBRUARY
4 at ST. JOHN'S 7:00
8 PITTSBURGH 2:00
11 at PROVIDENCE 7:30
17 WEST VIRGINIA 7:30
21 ST. JOHN'S 2:00
25 at SETON HALL 7:00
28 CONNECTICUT 8:00
MARCH
2 at PITTSBURGH 7:00
%Women's Sports Foundation Classic
\$New Mexico Tournament

Florida State

January 9, 2005, 1 p.m.
Tallahassee, Florida

January 27, 2005, 7 p.m.
Convocation Center, Coral Gables, Florida

Location Tallahassee, Florida
Founded 1851
Enrollment 37,328
Conference Atlantic Coast Conference
Nickname Seminoles
Colors Garnet and Gold
Arena (Capacity) The Tucker Center (12,100)
President Dr. T.K. Wetherell
Athletic Director Dave Hart, Jr.
2003-04 Overall Record 15-15
2003-04 Conference Record/Finish 7-9/5th
All-time Record vs. Miami
Sports Information Director Rob Wilson
WBB Contact Tina Thomas
SID Office Phone (850) 644-1065
E-mail tthomas@mailier.fsu.edu

Fax (850) 644-3820
Press Row (850) 224-8790
Website www.seminoles.com
Head Coach Sue Semrau (California-San Diego, '85)
Record at FSU (years) 92-110 (7)
Overall Record (years) 92-110 (7)
Associate Head Coach
Cori Close (UC-Santa Barbara, '93)
Assistants Angie Johnson (Louisville, '91)
Lance White (Texas Tech, '96)

| No. | Name | Yr. | Pos. | Ht. | Hometown/Previous School |
|-----|--------------------|-----|------|-----|--|
| 01 | Linnea Liljestrand | G | 5-11 | SR | Stockholm, Sweden/Brannkyrka Gymnasium |
| 02 | LaQuinta Neely | G | 5-9 | JR | Laurens, SC/Laurens HS |
| 03 | Tiffany Buckelew | G | 5-11 | FR | Cleveland, TN/Bradley Central HS |
| 05 | Roneeka Hodges | G | 5-11 | SR | New Orleans, LA/O.P. Walker HS |
| 12 | Holly Johnson | G | 5-8 | JR | Phoenix, AZ/Mountain Pointe HS |
| 21 | Christie Lautsch | F | 6-4 | FR | Smyrna, GA/Campbell HS |
| 22 | Shante Williams | G | 5-7 | SO | Orange Park, FL/Orange Park HS |
| 23 | Alicia Gladden | G | 5-11 | SR | Orange Park, FL/Orange Park HS |
| 31 | Ganiyat Adeduntan | G | 6-1 | JR | Athens, GA/Clarke Central HS |
| 34 | Hannah Linquist | C | 6-4 | JR | Swannanoa, NC/Owen HS |
| 44 | Nikki Anthony | C | 6-3 | SO | Pickens, SC/Pickens HS |

2003-04 Results (15-15, 7-9 ACC)

Savannah State W 107-28
at Connecticut L 53-81
UW-Milwaukee W 72-70
Harvard W 96-82
at UCF W 72-59
Florida L 60-74
South Florida W 65-58
vs. TCU L 68-81
vs. FDU W 88-77
vs. LSU L 68-75
Troy State W 80-42
at Georgia Tech L 59-66
at Duke L 66-79
at Clemson W 68-61
Maryland W 82-77
at Wake Forest W 81-73
NC State L 64-79
Virginia LOT 80-82
Georgia Tech L 62-73
at North Carolina L 60-66
Duke W 80-74
Clemson W 65-50
at Maryland L 67-76
Wake Forest W 67-54
at NC State L 55-65
at Virginia W 73-71
North Carolina L 58-71
vs. Maryland L 47-62
at South Alabama W 67-61
at Richmond L 77-84

2004-05 Schedule

NOVEMBER
7 Miami Suns (exhibition)
14 Premier Players (exhibition)
19 Xavier
22 at Florida
26 Eastern Kentucky#
27 Appalachian State/Miami (Ohio)#
DECEMBER
2 Florida A&M
12 at New Orleans
15 Florida Atlantic
18 Texas-Arlington
20 vs. \$
21 vs. \$
22 vs. \$
28 vs. Louisville%
29 vs. Montant/Maine%
31 Colgate
JANUARY
6 Georgia Tech*
9 Miami*
13 at Clemson*
16 Maryland*
20 North Carolina*
24 at Virginia Tech*
27 at Miami*
31 Virginia*
FEBRUARY
3 at Lipscomb
6 at Duke*
9 Clemson*
13 at Wake Forest*
17 at NC State*
19 Virginia Tech*
27 at Georgia Tech*

* ACC Game
Seminole Classic, Tallahassee, Florida
\$ San Juan Shootout, San Juan, Puerto Rico
% Montana Invitational, Missoula, Montana

2004-2005 Opponents

Wake Forest

January 13, 2005, 7 p.m.
Convocation Center, Coral Gables, Florida

Location Winston-Salem, NC
 Founded 1834
 Enrollment 3,950
 Conference Atlantic Coast Conference
 Nickname Demon Deacons
 Colors Old Gold & Black
 Arena (Capacity) Lawrence Joel Memorial Coliseum (14,407)
 President Dr. Thomas K. Hearn, Jr.
 Athletic Director Ron Wellman
 2003-04 Overall Record 12-17
 2003-04 Conference Record/Finish 4-12/9th
 All-time Record vs. Miami Series tied 1-1
 Asst. AD/Media Relations Director Dean Buchan
 WBB Contact Samantha Perry
 SID Office Phone (336) 758-5640

Email perrysgb@wfu.edu
 Address PO Box 7426 Reynolda Station
 Winston-Salem, NC 27104
 Fax (336) 758-5140
 Press Row (336) 727-2945
 Website www.wakeforestsports.com
 Head Coach Mike Petersen
 (Northwest Christian College, '83)
 Record at WFU (years) First Year
 Overall Record (years) 188-127 (11)
 Assistants Fred Applin (Elon, '85)
 Natasha Adair (Southern Florida, '94)
 Amy Waugh (Xavier, '03)

| No. | Name | Pos. | Ht. | Yr. | Hometown/Previous School |
|-----|--------------------|------|------|-----|--|
| 01 | Porsche' Jones | G | 5-3 | JR | Winston-Salem, NC/Carver HS |
| 04 | Elizabeth Strunk | G/F | 6-1 | JR | Chattanooga, TN/Chattanooga Christian HS |
| 10 | Sandi James | C | 6-6 | JR | Columbia, MD/Long Reach HS |
| 12 | Tiara Good | G | 5-9 | SO | Jonesville, SC/Jonesville HS |
| 13 | Cotelia Bond-Young | G | 5-7 | JR | Landover, MD/Elizabeth Seton HS |
| 23 | Kelia Evans | F | 6-3 | JR | Baltimore, MD/St. Frances HS |
| 25 | Maya Bennett | C | 6-2 | SO | Pilot Mountain, NC/East Surry HS |
| 32 | Jennifer Johnson | G/F | 6-1 | SR | Mt. Juliet, TN/Mt. Juliet HS |
| 33 | Meredith Bell | G | 5-9 | SR | Waldorf, MD/Westlake HS |
| 34 | Melissa Washington | C | 6-5 | SO | Upper Marlboro, MD/Largo HS |
| 43 | Erin Ferrell | F | 6-0 | SR | Gaithersburg, MD/The Bullis School |
| 21 | Christen Brown | F | 6-2 | FR | Dalton, GA/Dalton HS |
| 22 | Tara Tate | G | 5-10 | FR | Morgantown, NC/Freedom HS |

2003-04 Results (12-17, 4-12 ACC)

| | |
|-----------------------------------|---------|
| Basketball Travelers (exhibition) | W 74-49 |
| Team adidas (exhibition) | L 71-82 |
| at Loyola (Md) | W 66-51 |
| Hampton | W 64-43 |
| vs. Nicholls State | W 79-47 |
| vs. Purdue | L 57-76 |
| at Marshall | L 49-60 |
| Duke | L 55-88 |
| NC A&T | W 87-29 |
| Florida A&M | W 87-57 |
| at Princeton | W 58-41 |
| East Carolina | L 64-68 |
| Holy Cross | W 85-56 |
| Virginia Tech | L 59-70 |
| at North Carolina | L 79-90 |
| at NC State | W 66-70 |
| Maryland | L 58-75 |
| Florida State | L 73-81 |
| at Clemson | L 68-71 |
| North Carolina | W 69-67 |
| at Georgia Tech | W 57-55 |
| Virginia | L 61-62 |
| NC State | L 66-70 |
| at Maryland | L 56-73 |
| at Duke | L 55-80 |
| at Florida State | L 54-67 |
| Clemson | L 55-72 |
| at Virginia | L 61-75 |
| Georgia Tech | W 63-61 |
| vs. Georgia Tech | W 59-61 |
| vs. Duke | L 59-77 |

2004-2005 Schedule

| NOVEMBER | |
|----------|-----------------------------------|
| 12 | Basketball Travelers (exhibition) |
| 19 | at Hampton University |
| 26 | Princeton |
| 28 | Stetson |
| 30 | Davidson |
| DECEMBER | |
| 2 | NC A&T |
| 4 | Providence |
| 12 | at East Carolina |
| 17 | vs. Houston# |
| 18 | vs. Oklahoma State# |
| 21 | Loyola |
| 28 | Alabama A&M |
| 30 | at Kentucky |
| JANUARY | |
| 3 | at NC State* |
| 6 | Virginia* |
| 10 | Savannah State |
| 13 | at Miami* |
| 19 | Duke* |
| 23 | Clemson* |
| 27 | at North Carolina* |
| 31 | at Virginia Tech* |
| FEBRUARY | |
| 6 | Georgia Tech* |
| 10 | at Maryland* |
| 13 | Florida State* |
| 16 | North Carolina* |
| 21 | at Clemson* |
| 24 | NC State* |
| 27 | at Virginia* |

* ACC Game
 # Hala Moana Hotel Paradise Classic, Honolulu, Hawaii

North Carolina

January 17, 2005, 2 p.m.
Chapel Hill, North Carolina

Location Chapel Hill, N.C.
 Founded 1789
 Enrollment 25,480
 Conference Atlantic Coast Conference
 Nickname Tar Heels
 Colors Carolina Blue and White
 Arena (Capacity) Carmichael Auditorium (10,180)
 Chancellor Dr. James Moeser
 Athletic Director Dick Baddour
 2003-04 Overall Record 24-7
 2003-04 Conference Record/Finish 12-4/2nd
 All-time Record vs. Miami North Carolina leads 3-2
 Assoc. AD/Communications Director Steve Kirschner
 WBB Contact Dana Gelin
 SID Office Phone (919) 962-0083

Email dgelin@uncna.unc.edu
 Address PO Box 2126
 Chapel Hill, NC 27515
 Fax (919) 962-0612
 Press Row (919) 843-9509
 Website www.TarHeelBlue.com
 Head Coach Sylvia Hatchell (Carson-Newman, '74)
 Record at UNC (years) 382-182 (18)
 Overall Record (years) 654-262 (29)
 Assistant Head Coach Andrew Calder (Coker, '74)
 Assistants Tracey Williams (UNC Pembroke, '86)
 Charlotte Smith-Taylor (UNC, '95)

| No. | Name | Pos. | Yr. | Ht. | Hometown/Previous School |
|-----|---------------------|------|------|-----|---|
| 02 | Erlana Larkins | F | 6-2 | FR | Riviera Beach, Fla./The Benjamin School |
| 11 | Alex Miller | G | 5-7 | FR | Durham, N.C./Hillside HS |
| 12 | Ivory Latta | G | 5-6 | SO | McConnells, S.C./York Comprehensive HS |
| 20 | Camille Little | F/G | 6-1 | SO | Winston-Salem, N.C./Carver HS |
| 21 | Jennifer Nelms | G | 5-7 | SR | Spotsylvania, Va./Spotsylvania HS |
| 22 | La'Tangela Atkinson | G/F | 6-1 | JR | Bishopville, S.C./Lee Central HS |
| 25 | Leah Metcaif | G | 5-7 | SR | Charlotte, N.C./Charlotte Christian HS |
| 30 | Nikita Bell | F/G | 6-0 | SR | Columbus, Ga./Spencer HS |
| 31 | Laydrillia Grant | C | 6-3 | FR | Edgemoor, S.C./Lewisville HS |
| 32 | LaToya Pringle | F/C | 6-3 | FR | Fayetteville, N.C./Seventy-First HS |
| 33 | Kenya McBee | F | 6-3 | SR | Greenville, S.C./Wade Hampton HS |
| 35 | Tiffany Tucker | C | 6-5 | JR | Colonial Heights, Va./Matoaca HS |
| 44 | Jessica Sell | G | 5-11 | JR | Barrackville, W.Va./North Marion HS |

2003-04 Schedule (24-7, 12-4 ACC)

| | |
|---------------------------|----------|
| St Francis | W 80-44 |
| Hofstra | W 92-45 |
| at Kentucky | W 75-59 |
| UMBC | W 76-34 |
| Tennessee-Martin | W 101-63 |
| South Carolina State | W 90-51 |
| at Old Dominion | L 68-73 |
| Wofford | W 94-40 |
| Western Michigan | W 81-52 |
| vs South Carolina | W 77-53 |
| Penn State | W 73-60 |
| Wake Forest | W 90-79 |
| Clemson | W 72-47 |
| at NC State | W 58-57 |
| at Duke | L 57-79 |
| at Maryland | W 72-59 |
| Georgia Tech | W 63-56 |
| at Wake Forest | L 67-69 |
| at Virginia | W 75-70 |
| Florida State | W 66-60 |
| at Clemson | W 72-41 |
| NC State | L 54-62 |
| Duke | L 79-89 |
| Maryland | W 79-64 |
| at Georgia Tech | W 58-46 |
| at Florida State | W 71-58 |
| Virginia | W 70-64 |
| vs Virginia | W 64-45 |
| vs NC State | W 75-64 |
| vs Duke | L 47-63 |
| vs Middle Tennessee State | L 62-67 |

2004-2005 Schedule

| NOVEMBER | |
|----------|-----------------------|
| 19 | Elon |
| 21 | Connecticut # |
| 23 | Charleston Southern |
| 27 | vs. Villanova/UNLV \$ |
| 28 | TBA \$ |
| DECEMBER | |
| 1 | Wofford |
| 2 | UT-Martin |
| 5 | at Penn State |
| 12 | Coastal Carolina |
| 19 | vs. Georgia State |
| 28 | Lipscomb |
| 30 | Old Dominion |
| JANUARY | |
| 6 | Winthrop |
| 9 | at Maryland* |
| 14 | at NC State* |
| 17 | Miami* |
| 20 | at Florida State* |
| 24 | Duke* |
| 27 | Wake Forest* |
| 30 | at Georgia Tech* |
| FEBRUARY | |
| 4 | Clemson* |
| 7 | at Virginia* |
| 11 | Virginia Tech* |
| 16 | at Wake Forest* |
| 20 | NC State* |
| 24 | Virginia* |
| 27 | at Duke* |

* ACC Game
 # Jimmy V Classic, Raleigh, North Carolina
 \$ UNLV Lady Rebel Shootout, Las Vegas, Nevada



2004-2005 Opponents

NC State

January 20, 2005, 7 p.m.
Raleigh, North Carolina
February 14, 2005, 7 p.m.
Convocation Center, Coral Gables, Florida

Location Raleigh, N.C.
 Founded 1887
 Enrollment 29,637
 Conference Atlantic Coast
 Nickname Wolfpack
 Colors Red and White
 Arena (Capacity) RBC Center (19,722)
 Interim Chancellor Dr. Robert A. Barnhardt
 Athletic Director Lee Fowler
 2003-04 Overall Record 17-15
 2003-04 Conference Record/Finish 8-8/3rd
 All-time Record vs. Miami NC State Leads 3-0
 Asst. AD/ Media Relations Annabelle Vaughan
 WBB Contact Chennelle Miller
 SID Office Phone (919) 515-1183

E-mail chennelle_miller@ncsu.edu
 Address NC State Media Relations
 Box 8502
 Raleigh, NC 27695
 Fax (919) 515-3624
 Press Row TBD
 Website www.gopack.com
 Head Coach Kay Yow (East Carolina, '64)
 Record at NC State (years) 596-282 (30)
 Overall Record (years) 653-300 (34)
 Associate Head Coach Stephanie Glance
 (Rollins, '85)
 Assistants Jenny Palmateer (NC State, '93)
 Trena Price-Hill (NC State, '87)

| No. | Name | Pos. | Ht. | Yr. | Hometown/Previous School |
|-----|---------------------|------|------|-----|--|
| 01 | Khadjah Whittington | F | 6-1 | FR | Portsmouth, Va./Woodrow Wilson HS |
| 02 | Rachel Stockdale | G | 5-11 | JR | High Point, N.C./High Point Central HS |
| 03 | Keisha Brown | G | 6-0 | SO | Charlotte, N.C./Charlotte Christian HS |
| 04 | Sasha Reaves | F/C | 6-0 | SO | Mullins, S.C./Mullins HS |
| 11 | Monica Pope | G | 5-7 | JR | Atlanta, Ga./Creekside HS |
| 12 | Marquetta Dickens | G | 6-0 | SO | Tarboro, N.C./Tarboro HS |
| 13 | Billie McDowell | G | 5-9 | JR | Lumberton, N.C./Lumberton HS |
| 15 | Ashley Key | G | 6-0 | SO | Atlanta, Ga./Landmark Christian HS |
| 20 | Jennifer Filipowski | F | 6-2 | SO | Raleigh, N.C./Wake Forest-Rolesville HS |
| 30 | Kendra Bell | G | 5-5 | SR | Fayetteville, N.C./Terry Sanford HS |
| 32 | Tiffany McCollins | G | 5-7 | JR | Memphis, Tenn./White Station HS |
| 33 | Celanese Bozeman | G | 5-10 | FR | Hampton, Va./Hampton HS |
| 42 | Darline Jasmin | C | 6-2 | SR | Miami, Fla./Miami-Dade CC/Miami Springs HS |
| 44 | Tiffany Stansbury | F/C | 6-3 | JR | Philadelphia, Pa./Riverdale Baptist HS |

2003-04 Schedule (17-15, 8-8 ACC)

Loyola Marymount University W 84-50
 Texas L 56-69
 vs. Sacramento State W 69-42
 at Oregon L 78-83
 East Carolina W 88-51
 at Georgia L 58-72
 Indiana W 93-91
 Florida A&M W 72-65
 vs. Eastern Michigan W 64-55
 at UP-Mayaguez W 94-24
 vs. Baylor L 63-79
 at Connecticut L 53-87
 Appalachian State W 82-42
 at Maryland L 56-68
 Wake Forest L 66-70
 North Carolina L 57-58
 at Clemson L 64-77
 Virginia L 62-66
 at Florida State W 79-64
 Maryland W 61-45
 at Duke L 56-75
 Georgia Tech W 75-71
 at Wake Forest W 70-66
 at North Carolina W 62-54
 Clemson W 76-55
 at Virginia W 72-67
 Florida State W 65-55
 at Georgia Tech L 61-76
 Duke L 57-90
 vs. Clemson W 45-43
 vs. North Carolina L 64-75
 vs. Auburn L 59-79

2004-05 Schedule

NOVEMBER
 16 All Star Basketball (exhib.)
 19 UNC Wilmington
 21 Tennessee#
 26 vs. Nebraska\$
 27 vs. Louisville/Hampton\$
 DECEMBER
 2 Seton Hall
 4 Univ. of Alabama-Birmingham
 12 Fordham
 16 at South Carolina
 18 North Carolina A&T
 21 at George Washington
 29 Mount St. Mary's %
 30 Delaware St./St. Peter's %
 JANUARY
 3 Wake Forest*
 6 at Vanderbilt
 9 at Clemson*
 14 North Carolina*
 17 at Virginia Tech*
 20 Miami*
 23 at Maryland*
 30 Duke*
 FEBRUARY
 3 Virginia*
 10 at Georgia Tech*
 14 at Miami*
 17 Florida State*
 20 at North Carolina*
 24 at Wake Forest *
 28 Clemson *

* ACC game
 # Jimmy V Classic, Raleigh, North Carolina
 \$ Paradise Jam, Virgin Islands

Georgia Tech

January 23, 2005, 4 p.m.,
Convocation Center, Coral Gables, Florida

Location: Atlanta, Ga.
 Founded: 1885
 Enrollment: 16,000
 Conference: Atlantic Coast
 Nickname: Yellow Jackets, Rambling Wreck
 Colors: Old Gold and White
 Arena (Capacity): Alexander Memorial Coliseum at
 McDonald's Center (9,191)
 President: Dr. G. Wayne Clough
 (Georgia Tech, 1964)
 Athletic Director: Dave Braine
 (North Carolina, 1965)
 2003-04 Overall Record: 14-15
 2003-04 Conference Record/Finish: 5-11/8th
 2003-04 Postseason: None
 All-Time Record vs. Miami: UM leads 3-0

Director: Allison George (Georgia Tech, 1988)
 WBB Contact: Cheryl Watts (Georgia Tech, 2002)
 Email: cwatts@at.gtaa.gatech.edu
 Sports Information Phone: 404-894-5445
 Sports Information Fax: 404-894-1248
 Press Row Phone: 404-894-5458
 Sports Information Address: 150 Bobby Dodd Way
 Atlanta, Ga. 30332
 Head Coach: MaChelle Joseph (Purdue, 1992)
 Record at School: 14-15 (1 year)
 Career Record: Same
 Asst. Coach: Mack McCarthy (Virginia Tech, '74)
 Art Prevost (Lamar, '90)
 Sytia Messer (Arkansas, '99)

| No. | Name | Pos. | Ht. | Yr. | Hometown/Previous School |
|-----|--------------------|------|------|-----|---|
| 02 | Shantrell Moss | G/F | 5-9 | Fr. | Fort Lauderdale, Fla./Pompano Beach |
| 03 | Stephanie Higgs | G | 5-9 | So. | Lawrenceville, Ga./Central Gwinnett |
| 05 | Jill Ingram | G | 5-9 | Fr. | Charlotte, NC/Providence Day School |
| 11 | Giuliett Ancora | G | 5-11 | Fr. | Melbourne, Australia/St. Columba's College |
| 15 | Megan Harpring | G | 5-9 | Jr. | Dunwoody, Ga./Marist |
| 21 | Janie Mitchell | F | 6-0 | Fr. | Jackson, Miss./Callaway |
| 25 | Kentrina Wilson | F | 6-1 | So. | Deerfield Beach, Fla./Deerfield Beach |
| 32 | Jessica Williams | F | 6-1 | Jr. | Riverdale, Ga./Riverdale |
| 35 | Kasha Terry | F/C | 6-3 | Jr. | Douglasville, Ga./Douglas County |
| 42 | Ashley Guerrant | C | 6-3 | Jr. | East Lansing, Mich./East Lansing |
| 43 | Chioma Nnamaka | G | 5-11 | Fr. | Uppsala, Sweden/Fryshuset Kunskaeps Centrum |
| 44 | Cheytoria Phillips | G/F | 6-0 | Jr. | Raleigh, N.C./Southeast Raleigh |
| 45 | Daphne Mitchell | F | 6-3 | Fr. | Atlanta, Ga./Woodward Academy |

2003-04 Results (14-15, 5-11 ACC)

PREMIER PLAYERS L 65-59
 At Florida Atlantic W 73-62
 vs. James Madison W 60-53
 vs. West Virginia L 75-61
 vs. Southwest Missouri State W 78-71
 DAVIDSON W 60-54
 vs. Georgia State W 69-64
 UCF W 70-48
 at Old Dominion L 67-56
 at Princeton W 67-66
 vs. Georgia L 78-62
 WILLIAM AND MARY W 67-57
 FLORIDA A&M W 84-45
 FLORIDA STATE W 66-59
 DUKE L 77-45
 at Virginia L 60-59
 at Maryland L 91-87
 CLEMSON L 75-61
 at North Carolina L 63-56
 at Florida State W 73-62
 WAKE FOREST L 57-55
 at NC State L 75-71
 at Duke L 81-41
 VIRGINIA W 65-55
 MARYLAND W 58-57
 at Clemson L 59-47
 NORTH CAROLINA L 58-46
 NC STATE W 76-61
 at Wake Forest L 63-61
 vs. Wake Forest L 61-59

2004-05 Schedule

NOVEMBER
 2 Exhibition, Premier Players
 19 GEORGIA STATE
 23 OLD DOMINION
 28 PRINCETON
 DECEMBER
 3 GEORGIA
 5 GRAMBLING STATE
 12 at Tulsa
 17 at St. John's
 21 SAMFORD
 30 Mississippi Valley State#
 31 Consolation#
 31 Championship#
 JANUARY
 3 UAB
 6 at Florida State* (RSN)
 10 VIRGINIA* (RSN)
 13 MARYLAND*
 17 at Duke*
 23 at Miami*
 26 CLEMSON*
 30 NORTH CAROLINA*
 FEBRUARY
 3 at Maryland*
 6 at Wake Forest*
 10 NC STATE*
 13 vs. Arkansas (RSN)
 16 at Virginia Tech
 20 DUKE (RSN)

2004-2005 Opponents

Clemson

January 31, 2005, 7 p.m.,
Clemson, South Carolina

Location Clemson, South Carolina
 Founded 1889
 Enrollment 15,873
 Conference Atlantic Coast Conference (ACC)
 Nickname Tigers
 Colors Burnt Orange and Northwest Purple
 Arena (Capacity) Littlejohn Coliseum (11,020)
 President James F. Barker, Clemson '70
 Athletic Director Dr. Terry Don Phillips (Arkansas '70)
 2003-04 Overall Record 17-12
 2003-04 Conference Record/Finish 7-9, Fifth
 All-time Record vs. Miami 2-0
 Asst. AD/ SID: Tim Bourret (Notre Dame '77)
 WBB Contact Philip Sikes (Clemson '02)
 SID Office Phone (864) 656-1926

E-mail PHILIPS@clemson.edu
 Address Clemson Athletic Department
 PO Box 31
 Clemson, SC 29633
 Fax (864) 656-0299
 Press Row (864) 654-3326
 Website http://clemson.tigers.collegesports.com
 Head Coach. Jim Davis (Tennessee Wesleyan '70)
 Record at Clemson (years) 347-177 (17)
 Overall Record (years) 366-185 (27)
 Assistants Tina Langley (West Alabama '96)
 Ito Coleman (Clemson '00)
 Mike Hodge (Tennessee '67)

| No. | Name | Pos. | Ht. | Yr. | Hometown/Previous School |
|-----|-------------------|------|-----|-----|---------------------------------------|
| 01 | Maxiene White | G/F | 6-1 | FR | Pensacola, FL/ Pensacola HS |
| 03 | Tasha Taylor | G | 5-9 | FR | Columbus, GA/ Carver HS |
| 12 | Julie Talley | G | 5-6 | JR | Salem, SC/ Seneca HS |
| 13 | Reggie Maddox | G | 5-9 | JR | Dyersburg, TN/ Chipola JC |
| 22 | Tasha Phillips | G | 5-9 | JR | Willsburg, KY/ Ginger HS |
| 23 | D'Lesha Lloyd | G/F | 6-0 | FR | Columbia, SC/ Lower Richland HS |
| 24 | Lauren Allen | F | 6-2 | JR | Decatur, GA/ Southwest DeKalb HS |
| 25 | Khaili Sanders | F | 6-3 | JR | Atlanta, GA/ North Atlanta HS |
| 30 | Moreemi Davis | F/C | 6-3 | FR | Perry, GA/ Perry HS |
| 33 | Carrie Whitehurst | F | 6-0 | SO | Duluth, GA/ Chattahoochee HS |
| 34 | Lacey Shafer | C | 6-5 | SR | Arvada, CO/ J.K. Mullen HS |
| 44 | Amanda White | C | 6-4 | JR | Fountain Inn, SC/ Hillcrest HS |
| 50 | Adrienne Bradshaw | C | 6-4 | FR | Greensboro, NC/ High Point Central HS |

2003-04 Results (17-12, 7-9 ACC)

SOUTH CAROLINA W 103-99
 Brigham Young W 62-56
 at Alaska-Anchorage L 58-61
 RUTGERS W 69-64
 at Western Carolina W 80-71
 at Furman W 74-66
 WESTERN KENTUCKY W 87-75
 EAST TENNESSEE STATE W 82-45
 at Youngstown State W 79-75
 at Pittsburgh W 62-47
 COASTAL CAROLINA W 84-65
 at VIRGINIA W 58-55
 at North Carolina L 47-72
 FLORIDA STATE L 61-68
 NC STATE W 77-64
 at Georgia Tech W 75-61
 WAKE FOREST W 71-68
 VIRGINIA W 60-56
 at Maryland L 55-68
 DUKE L 60-78
 NORTH CAROLINA L 41-72
 at Florida State L 50-65
 at NC State L 55-76
 GEORGIA TECH. W 59-47
 at Wake Forest W 72-55
 at Duke L 45-102
 MARYLAND L 69-80
 NC State L 43-45
 UNC Charlotte L 71-78
 Arizona State W 70-50
 Stanford L 70-66

2004-05 Schedule

NOVEMBER
 7 BERRY COLLEGE (Exhibition)
 19 WESTERN CAROLINA
 21 APPALACHIAN STATE
 24 at UCLA
 26 at San Diego
 30 FURMAN
 DECEMBER
 3 at South Carolina
 5 MOREHEAD STATE
 11 PITTSBURGH
 16 at Wagner
 18 at Rutgers
 21 at Mississippi
 JANUARY
 2 GEORGETOWN
 9 NORTH CAROLINA STATE
 13 FLORIDA STATE
 16 at Virginia
 20 VIRGINIA TECH
 23 at Wake Forest
 26 at Georgia Tech
 31 MIAMI
 FEBRUARY
 4 at North Carolina
 6 MARYLAND
 13 at Georgia
 17 at Duke
 21 WAKE FOREST
 24 GEORGIA TECH

Duke

February 3, 2005, 7 p.m.
Convocation Center, Coral Gables, Florida
 February 24, 2005, 7 p.m.
Durham, North Carolina

Location Durham, NC
 Founded 1838
 Enrollment 6,347
 Conference Atlantic Coast Conference
 Nickname Blue Devils
 Colors Royal Blue and White
 Arena (Capacity) Cameron Indoor Stadium (9,314)
 President Dr. Richard H. Brodhead
 Athletic Director Joe Alleva
 2003-04 Overall Record 30-4
 2003-04 Conference Record/Finish 15-1/1st
 All-time Record vs. Miami First Meeting
 Sports Information Director Jon Jackson
 WBB Contact Lindy Brown
 SID Office Phone (919) 684-2633

E-mail lbrown@duaa.duke.edu
 Address Box 90557
 Durham, NC 27708-0557
 Fax (919) 684-2489
 Press Row (919) 684-6186
 Website www.goduke.com
 Head Coach Gail Goestenkers
 (Saginaw Valley State, '85)
 Record at Duke (years) 302-88 (12)
 Overall Record (years) 302-88 (12)
 Assistants Gale Valley (Michigan State, '81)
 LaVonda Wagner (Mars Hill, '86)
 Shannon Perry (Iowa, '98)

| No. | Name | Pos. | Ht. | Yr. | Hometown/Previous School |
|-----|-----------------|------|------|-----|---|
| 01 | Mistie Williams | C | 6-3 | JR | Janesville, Wisconsin/Parker HS |
| 02 | Emily Waner | G | 5-8 | SO | Highlands Ranch, Colorado/Univ. of Colorado/ThunderRidge HS |
| 03 | Laura Kurz | G/F | 6-1 | FR | Lower Gwynedd, Penn./Germantown Academy |
| 10 | Lindsey Harding | G | 5-8 | JR | Houston, Texas/CY-Fair HS |
| 11 | Chante Black | C | 6-5 | FR | Winston-Salem, North Carolina/East Forsyth HS |
| 23 | Wanisha Smith | G | 5-11 | FR | Upper Marlboro, Maryland/Riverdale Baptist HS |
| 24 | Jessica Foley | G | 6-0 | JR | Wodonga, Victoria, Australia/AIS |
| 25 | Monique Currie | G/F | 6-0 | JR | Washington, DC/The Bullis School |
| 31 | Wynter Whitley | F/C | 6-2 | SR | Atlanta, Georgia/Holy Innocents HS |
| 32 | Caitlin Howe | G | 5-10 | SO | Rochester, New York/Fairport HS |
| 43 | Alison Bales | C | 6-7 | SO | Dayton, Ohio/Beavercreek HS |

2003-04 Schedule (30-4, 15-1 ACC)

vs. Texas L 77-85
 Elon W 108-26
 vs. Purdue W 93-63
 Stephen F. Austin W 119-53
 Auburn W 66-57
 at Wake Forest W 88-55
 Tulsa W 90-36
 at Northwestern State W 105-53
 vs. Hampton W 90-59
 at Loyola Marymount W 81-53
 at Connecticut W 68-67
 Florida State W 79-66
 at Georgia Tech W 77-45
 North Carolina W 79-57
 at Virginia W 63-52
 Maryland W 78-48
 Tennessee L 69-72
 NC State W 75-56
 at Clemson W 78-60
 at Florida State L 74-80
 Georgia Tech W 81-41
 Wake Forest W 80-55
 at North Carolina W 89-79
 Virginia W 87-54
 at Maryland W 72-59
 Clemson W 102-45
 at NC State W 90-57
 vs. Wake Forest W 77-59
 vs. Maryland W 70-63
 vs. North Carolina W 63-47
 Northwestern State W 103-51
 Marquette W 76-67
 vs. Louisiana Tech W 63-49
 vs. Minnesota L 75-82

2004-05 Schedule

November
 3 Premier Players (Exhibition)
 8 EV1 (Exhibition)
 12 Davidson*
 14 South Florida/Middle Tennessee St.*
 17 WNIT Semifinals*
 19 Penn State*
 21 WNIT Finals*
 26 vs. Stephen F. Austin*
 27 vs. Kansas State/Illinois State*
 DECEMBER
 2 at Tennessee
 4 Pacific
 12 Liberty
 15 Jacksonville State
 18 vs. Purdue
 20 at Ball State
 29 vs. Rhode Island\$
 31 at Auburn\$
 JANUARY
 4 Holy Cross
 9 Virginia Tech*
 14 at Virginia*
 17 Georgia Tech*
 19 at Wake Forest*
 24 at North Carolina*
 27 Maryland*
 30 at NC State*
 FEBRUARY
 3 at Miami*
 6 Florida State*
 13 at Maryland*
 17 Clemson*
 20 at Georgia Tech*
 24 Miami*
 27 North Carolina*

* ACC Contest
 % Preseason WNIT
 ^ Junkanoo Jam at the Grand Bahamas Island
 \$ Auburn Christmas Tournament



2004-2005 Opponents

Virginia Tech

February 6, 2005, 4 p.m.
Convocation Center, Coral Gables, Florida

February 27, 2005, 1 p.m.
Blacksburg, Virginia

Location Blacksburg, VA
Founded 1892
Enrollment 28,000
Conference Atlantic Coast Conference
Nickname Hokies
Colors Chicago Maroon and Burnt Orange
Arena (Capacity) Cassell Coliseum (10,052)
President Dr. Charles Steger
Athletic Director Jim Weaver
2003-04 Overall Record 23-8
2003-04 Conference Record/Finish 10-6/T-6th
All-time Record vs. Miami Miami Leads 3-2
Sports Information Director Dave Smith
WBB Contact Torye Hurst
SID Office Phone (540) 231-8823
E-mail thurst@vt.edu

Address 460 Jamerson Athletic Center
Spring Road
Blacksburg, VA 24061
Fax (540) 231-6984
Press Row (540) 231-4905
Website www.hokiesports.com
Head Coach Beth Dunkenberger
(Randolph-Macon, '86)
Record at VT (years) First Year
Overall Record (years) 65-50 (4)
Assistants Shellie Greenman (Emory & Henry, '88)
Bobbie Kelsey (Stanford, '96)
Stacy Cantley (UNC Wilmington, '96)

| No. | Name | Pos. | Ht. | Yr. | Hometown/Previous School |
|-----|------------------|------|------|-----|---|
| 01 | Christie Marrone | G | 5-6 | FR | Brooklyn, N.Y./St. John Villa Academy |
| 05 | Kirby Copeland | G | 5-10 | SO | Morrow, Ga./Morrow HS |
| 10 | Fran Rechia | G | 5-7 | JR | Flower Mound, Texas/Marcus HS |
| 11 | Nare Diawara | C | 6-6 | SO | Bamako, Mali/Cheshire Academy |
| 21 | Brittany Cook | G | 6-0 | FR | Narrows, Va./Mercer Christian Academy |
| 23 | Dawn Chriss | G | 6-1 | JR | Hilcrest Heights, Md./St. John's College HS |
| 24 | Carrie Mason | G | 5-7 | JR | Seneca, Pa./Cranberry HS |
| 25 | Britney Anderson | F | 6-0 | SO | Blacksburg, Va./Blacksburg HS |
| 32 | Kerri Gardin | F | 6-1 | JR | Morganton, N.C./Freedom HS |
| 45 | Megan Finnerty | C | 6-3 | JR | Atlanta, Ga./Pius X HS |
| 50 | Roshana Jackson | F | 6-1 | JR | Norton, Va./Hiwassee College |
| 54 | Erin Gibson | F/C | 6-2 | SR | Galax, Va./Carroll County HS |

2003-04 Results (23-8, 10-6 Big East)

| | |
|-----------------------|---------|
| Miami (Ohio) | W 77-60 |
| at Virginia | W 63-62 |
| vs. Iowa State | W 67-57 |
| vs. Mississippi State | W 63-56 |
| Old Dominion | W 79-72 |
| at Alabama | W 68-51 |
| Maryland | W 63-43 |
| at James Madison | W 60-53 |
| Furman | W 83-70 |
| Wake Forest | W 70-59 |
| Liberty | W 52-45 |
| Providence | W 64-34 |
| at Rutgers | L 43-56 |
| at Notre Dame | L 40-53 |
| Villanova | W 63-50 |
| at Georgetown | L 50-70 |
| at Pittsburgh | W 67-57 |
| Boston College | W 80-64 |
| Connecticut | L 50-68 |
| at Syracuse | W 75-60 |
| Seton Hall | W 64-40 |
| at West Virginia | L 66-69 |
| Miami | L 56-65 |
| at Seton Hall | W 48-42 |
| at Providence | W 77-56 |
| Pittsburgh | W 85-55 |
| St. John's | W 69-38 |
| vs. Georgetown | W 56-47 |
| vs. Connecticut | L 34-48 |
| Iowa | W 89-76 |
| Penn State | L 48-61 |

2004-2005 Schedule

| | |
|----------|----------------------------------|
| 7 | Premier Sports (exhibition) |
| 15 | Premier All-Stars (exhibition) |
| 19 | vs. Valparaiso # |
| 20 | vs. Minnesota/Arkansas State # |
| 23 | at James Madison |
| 29 | at Old Dominion |
| DECEMBER | |
| 4 | Alabama |
| 7 | at Liberty |
| 12 | St. Francis (Pa.) |
| 18 | vs. Western Michigan \$ |
| 19 | vs. Texas Tech/Arkansas State \$ |
| 28 | Southern Miss % |
| 30 | Davidson % |
| JANUARY | |
| 2 | Maryland* |
| 6 | Fordham |
| 9 | at Duke* |
| 17 | NC State* |
| 20 | at Clemson* |
| 24 | Florida State* |
| 28 | at Virginia* |
| 31 | Wake Forest* |
| FEBRUARY | |
| 2 | Richmond |
| 6 | at Miami* |
| 11 | at North Carolina* |
| 13 | Virginia* |
| 16 | Georgia Tech* |
| 19 | at Florida State* |
| 24 | at Maryland* |
| 27 | Miami* |

* ACC game
University of Minnesota Tournament, Minneapolis, Minnesota
\$ Duel In The Desert. Las Vegas, Nevada
% Lady Luck Classic, Blacksburg, Virginia

Virginia

February 10, 2005, 7 p.m.
Charlottesville, Virginia

Location Charlottesville, VA
Founded 1819
Enrollment 12,907
Conference Atlantic Coast Conference
Nickname Cavaliers
Colors Blue and Orange
Arena (Capacity) University Hall (8,394)
President John T. Casteen III
Athletic Director Craig Littlepage
2003-04 Overall Record 13-16
2003-04 Conference Record/Finish 6-10/7th
All-time Record vs. Miami Virginia leads 1-0
Media Relations Director Rich Murray
WBB Contact Cathy Bongiovi Stewart

SID Office Phone (434) 982-5500
E-mail cab5er@virginia.edu
Address PO Box 400853
Charlottesville, VA 22904-4853
Fax (434) 982-5525
Press Row (434) 296-5910
Website www.VirginiaSports.com
Head Coach Debbie Ryan (Ursinus, '75)
Record at UVA (years) 591-240 (27)
Overall Record (years) 591-240 (27)
Assistants Tim Taylor (James Madison, '89)
Jennifer Hoover (Wake Forest, '91)
Curtis Loyd (Southern Utah, '94)

| No. | Name | Pos. | Ht. | Yr. | Hometown/Previous School |
|-----|----------------------|------|------|-----|---|
| 04 | Siedah Williams | C | 6-2 | SO | Cleveland, Ohio/Regina HS |
| 05 | Shanee Zoll | G | 5-7 | FR | Marlboro, N.J./Highland HS |
| 10 | Brenna McGuire | G | 5-11 | SO | Winchester, Mass./Buckingham Browne & Nichols |
| 12 | LaTonya Blue | G/F | 5-11 | SR | Baltimore, Md./St. Frances Academy |
| 20 | Denesha Kenion | G | 5-9 | FR | Oxon, Md./Oxon Hill HS |
| 23 | Takisha Granberry | G | 5-11 | FR | West Charlotte, N.C./West Charlotte HS |
| 32 | Brandi Teamer | F | 6-2 | SR | Joliet, Ill./Miller School |
| 33 | Tiffany Sardin | F | 6-1 | JR | Chicago, Ill./John Marshall HS |
| 40 | Kate Kreamer | F | 6-3 | SR | Oak Hill, Va./Chantilly HS/Xavier University |
| 44 | Jocelyn Logan-Friend | F | 6-1 | SR | Cheverly, Md./St. John's HS |
| 55 | Lynette O'Reggio | C | 6-4 | SR | Bowie, Md./Elizabeth Seton HS |

2003-04 Results (13-16, 6-10 ACC)

| | |
|------------------------------|-----------|
| Premier Players (exhibition) | L 81-88 |
| UNC Greensboro | W 71-44 |
| Virginia Tech | L 62-63 |
| vs. Arizona | W 70-65 |
| vs. Texas | L 54-74 |
| vs. Hartford | L 63-74 |
| at LIU | W 76-59 |
| at St. Joseph's | L 67-74 |
| Wagner | W 87-53 |
| Temple | W 72-71 |
| Minnesota | L 53-73 |
| Clemson | L 55-58 |
| at Maryland | L 55-69 |
| Radford | W 70-35 |
| Georgia Tech | W 60-59 |
| at North Carolina State | W 66-62 |
| Duke | L 52-63 |
| at Florida State | WOT 82-80 |
| at Clemson | L 56-60 |
| North Carolina | L 70-75 |
| at Wake Forest | W 62-61 |
| Maryland | W 64-51 |
| at Georgetown | W 52-45 |
| at Georgia Tech | L 55-65 |
| NC State | L 67-72 |
| at Duke | L 54-87 |
| Florida State | L 71-73 |
| Wake Forest | W 75-61 |
| at North Carolina | L 64-70 |
| vs. North Carolina | L 45-64 |

2004-05 Schedule

| | |
|----------|-----------------------------|
| NOVEMBER | |
| 11 | vs. Arizona State\$ |
| 12 | vs. Maine/Louisiana State\$ |
| 19 | at Cleveland State |
| 23 | Delaware State |
| 27 | Richmond |
| 30 | Liberty |
| DECEMBER | |
| 4 | vs. Houston% |
| 5 | vs. Northwestern% |
| 10 | Old Dominion |
| 21 | St. Francis |
| 28 | Albany^ |
| 29 | James Madison/American^ |
| JANUARY | |
| 2 | South Carolina |
| 6 | at Wake Forest* |
| 10 | at Georgia Tech* |
| 14 | Duke* |
| 16 | Clemson* |
| 20 | at Maryland* |
| 23 | Dartmouth |
| 28 | Virginia Tech* |
| 31 | at Florida State* |
| FEBRUARY | |
| 3 | at NC State* |
| 7 | North Carolina* |
| 10 | Miami* |
| 13 | at Virginia Tech* |
| 20 | Maryland* |
| 24 | at North Carolina* |
| 27 | Wake Forest* |

* ACC game
\$ Women's Sports Foundation Classic, Baton Rouge, LA
% Mildred & Roger L. White Invitational, Evanston, Illinois
^ Cavalier Classic, Charlottesville, VA

2004-2005 Opponents

Maryland

February 17, 2005, 7 p.m.
Convocation Center, Coral Gables, Florida

Location College Park, Maryland
 Founded 1807
 Enrollment 35,329
 Conference Atlantic Coast Conference
 Nickname Terrapins
 Colors Red, White, Black and Gold
 Arena (Capacity) Comcast Center (17,950)
 President DR. C.D. Mote, Jr.
 Athletic Director Deborah Yow
 2003-04 Overall Record 18-13
 2003-04 Conference Record/Finish 8-8/T-3rd
 All-time Record vs. Miami Maryland leads 3-1
 Assoc. AD/ Media Relations Director Doug Dull
 WBB Contact Natalia Ciccone
 SID Office Phone (301) 314-7063
 E-mail nciccone@umd.edu

Address Athletic Media Relations Office
 University of Maryland
 2725 Comcast Center
 Terrapin Trail
 College Park, MD 20742
 Fax (301) 314-9094
 Press Row (301) 314-8624
 Website www.umterps.com
 Head Coach Brenda Frese (Arizona, '93)
 Record at Maryland (years) 28-31 (2)
 Overall Record (years) 85-61 (5)
 Assistants Jeff Walz (Northern Kentucky, '93)
 Erica Floyd (Ohio State, '93)
 Joanna Bernabei (West Liberty, '97)

| No. | Name | Pos. | Ht. | Yr. | Hometown/Previous School |
|-----|-------------------|------|------|-----|---|
| 01 | Crystal Langhorne | C/F | 6-3 | FR | Willingboro, New Jersey/Willingboro HS |
| 15 | Laura Harper | F | 6-4 | FR | Elkins Park, Pennsylvania/Cheitanham HS |
| 21 | Ashleigh Newman | G | 5-10 | FR | Shelbyville, Tennessee/Shelbyville Central HS |
| 22 | Shay Doron | G | 5-9 | SO | Great Neck, New York/Christ The King HS |
| 24 | Kalka France | G | 5-9 | SO | Forestville, MD/Bishop McNamara HS |
| 32 | Charmaine Carr | F | 6-1 | JR | Accokeek, Maryland/Gwynn Park HS |
| 33 | C'Vette Henson | G | 5-8 | SO | Annapolis, Maryland/Annapolis HS |
| 34 | Anesia Smith | G | 5-9 | SR | Alexandria, Virginia/Hayfield HS |
| 40 | Angel Ross | C | 6-2 | JR | Midlothian, Virginia/Midlothian HS |
| 44 | Aurelie Noirez | C | 6-2 | SO | Vandoeuvre, France/Lycee Francois Arago |
| 55 | Jade Perry | F/C | 6-1 | FR | Central Cuty, Kentucky/Muhlenberg North HS |


2003-04 Results (18-13, 8-8 ACC)

| | |
|-------------------|-----------|
| Coppin State | W 79-64 |
| Niagara | W 82-74 |
| Sacred Heart | W 90-49 |
| Md-Eastern Shore | W 97-65 |
| Penn State | L 65-82 |
| at St Bonaventure | W 65-57 |
| Loyola | W 76-61 |
| at Virginia Tech | L 43-63 |
| UMBC | W 72-38 |
| vs Texas Tech | L 53-65 |
| vs Georgetown | WOT 66-63 |
| NC State | W 68-56 |
| Virginia | W 69-55 |
| at Wake Forest | W 75-58 |
| at Florida State | L 77-82 |
| Georgia Tech | W 91-87 |
| North Carolina | L 59-72 |
| at Duke | L 48-78 |
| at NC State | L 45-61 |
| Clemson | W 68-55 |
| at Virginia | L 51-64 |
| Wake Forest | W 73-56 |
| Florida State | W 76-67 |
| at Georgia Tech | L 57-58 |
| at North Carolina | L 64-79 |
| Duke | L 59-72 |
| at Clemson | W 80-69 |
| vs Florida State | W 62-47 |
| vs Duke | L 63-70 |
| vs Miami | W 86-85 |
| at LSU | L 61-76 |

2004-2005 Schedule

| | |
|----------|-----------------------------|
| NOVEMBER | |
| 19 | at Appalachian State |
| 21 | Siena |
| 26 | vs. LSU # |
| 27 | vs. Colorado/Pennsylvania # |
| 30 | Loyola |
| DECEMBER | |
| 4 | at Xavier |
| 7 | St. Bonaventure |
| 12 | Monmouth NJ |
| 20 | Coppin State |
| 29 | vs. Massachusetts \$ |
| 30 | vs. Marshall/Elon \$ |
| JANUARY | |
| 2 | at Virginia Tech* |
| 9 | North Carolina* |
| 13 | at Georgia Tech* |
| 16 | at Florida State* |
| 20 | Virginia* |
| 23 | NC State* |
| 27 | at Duke* |
| 29 | at Arizona |
| FEBRUARY | |
| 3 | Georgia Tech* |
| 6 | at Clemson* |
| 10 | Wake Forest* |
| 13 | Duke* |
| 17 | at Miami* |
| 20 | at Virginia* |
| 24 | Virginia Tech* |
| 28 | Northern Colorado |

* ACC Game
 # Coors Classic, Boulder, Colorado
 \$ Terrapin Classic, College Park, Maryland



U BASKETBALL™
 MORE THAN A GAME.

This is The ACC Are you in?

Women's Ticket Programs Season Tickets

| | |
|---|-------|
| Floor Seats: | \$150 |
| Reserved Seats: | \$75 |
| Family Plan (2 Adults/3 Children) | \$100 |

Individual Game Tickets

| | |
|--------------------|-----|
| Adults | \$5 |
| Children | \$3 |

Hurricane Group Ticket Programs

Tickets to Hurricane Basketball games are available to groups of 30 people or more for ACC games and 10 people or more for non-conference games at discounted prices.

(Tickets subject to availability)

To purchase tickets visit hurricanesports.com or call:

305-284-CANES
(Miami-Dade)

1-800-GO-CANES
(Outside Miami-Dade)

MIAMI-DADE POLICE

Erin Ojea



Robert Hite



Charlette Greggs

Erik San Pedro



Yolanda McCormick

Buck Ortega




JOIN
A TEAM
NOT A
GANG

Miami-Dade Police Department would like to thank the University of Miami and FPL for their support of "Join A Team, Not A Gang."

hurricanesports.com



2003-2004 Season In Review



TAMARA JAMES

2003-2004 Season in Review



Tamara James

Tatjana Marincic

The 2003-04 season will go down as one of the most successful in Miami history. Behind a school-best 12-game win streak to open the season, the Hurricanes finished the year with an overall record of 22-7 on their way to their second consecutive appearance at the NCAA Tournament. The total number of wins marked only the eighth time in school history a UM team has won 20 or more games.

In their BIG EAST farewell tour, the Hurricanes finished fourth in the conference with an 11-5 record. They earned a first round bye in the BIG EAST Tournament for the first time since the 1997-98 season before falling in the quarterfinals to eventual BIG EAST Tournament Champion, Boston College.

The Season

The Hurricanes opened the season with back-to-back wins in Morehead, Kentucky at the Morehead State Tournament, downing host school Morehead State (93-54) and Eastern Kentucky (90-81) before returning to the state of Florida to upend South Florida (62-55).

Miami then headed west to take part in the Saint Mary's Thanksgiving Classic in Moraga, California. With wins over Weber State (82-60) and Bradley (70-52), UM extended the win streak to five games, matching the school record for consecutive wins to open the season that was last recorded during the 1989-90 campaign.

The Hurricanes returned to Coral Gables for the home opener against cross-town rival Florida International December 2 and recorded their school-record sixth consecutive win in a 78-58 decision over the Golden Panthers.

The first true test of the season would come ten days later when in-state rival Florida, who had won eight straight over the Hurricanes, made a trip to the Convocation Center. Miami would hold off the Gators, winning 80-75 behind a pair of free throws by Tamara James down the stretch.

UM extended the win streak to nine games following the Florida win with decisive victories over Dartmouth (74-53) and Richmond (80-73) in Coral Gables.

With a win over Toledo (68-57) in the opening game of the Gatorade Holiday Classic, Miami advanced to the championship game for a match-up with No. 24 Vanderbilt as UM hit the 10-win plateau on the season.

The nationally-ranked Commodores wouldn't pose a threat as the Hurricanes cruised to a 79-57 victory behind a career-best 28 points from Yalonda McCormick.

The win over Vanderbilt would lift the Hurricanes into the national spotlight as the Hurricanes broke into the top 25 polls for the first time since the 1992-93 season, debuting at the 24th spot in the AP poll and 25th in the USA Today/ESPN poll.

Riding an 11 game win streak, the 24th-ranked Hurricanes opened BIG EAST play with a 79-60 win over St. John's in Alumni Hall.

The win-streak would come to a close in a 58-55 loss at Villanova with the Wildcats holding UM to just 36 percent from the field.



Melissa Knight

Yalonda McCormick

Miami rebounded from the loss to Villanova with a win over No. 20 Boston College (70-66) as McCormick once again came through, hitting 14 of her 23 points against the Eagles in the final six minutes.

The Hurricanes escaped a two overtime nail biter at home against Georgetown (57-55), but at a price when James, UM's leading scorer, left in the second overtime with a strained neck after hitting her head on the floor.

The 21st-ranked Hurricanes, playing without the injured James, then went on to topple Pittsburgh (77-68) on the play of Shaquana Wilkins who posted her fifth double-double of the season with 20 points and a career-high 15 rebounds before handling Providence (86-67).

Miami, ranked 17th in the country with an overall record of 16-1, welcomed BIG EAST rival Notre Dame to the Convocation Center for a January 28 match-up. The Irish would outscore UM 33-22 in the second half of a 59-50 decision to hand the Hurricanes their second loss of the season.

Miami would then drop the next two games, falling to Rutgers (76-69) and to fourth-ranked UConn (83-65).

The Hurricanes ended the three-game skid with a win over St. John's (85-74) before moving on to win games over Virginia Tech (65-56), Syracuse (85-65) and Seton Hall (81-43) to improve to 20-4 overall with a 9-4 record in conference play.

Then for the second time in the season, Notre Dame snapped the Hurricanes win streak, forcing a season-high 37 turnovers by Miami in the 93-58 loss.

UM closed out the season with wins over West Virginia (82-74) and Providence (81-62) to wrap up the regular season with an overall record of 22-5 while finishing fourth in the BIG EAST with an 11-5 record in conference play.

Seeded fourth in the BIG EAST Tournament, Miami drew a first-round bye for the first time since the 1997-98 season. The Hurricanes would fall to Boston College (65-53), who would eventually go on to down UConn to claim the BIG EAST Championship title.

Following the BIG EAST Tournament, the Hurricanes made their second consecutive and ninth overall appearance at the NCAA Tournament after receiving an at-large bid to the 2004 'Big Dance.' The Hurricanes joined seven other schools from the BIG EAST in the tournament field, marking only the second time in NCAA history that one conference has sent eight teams to the tournament.

Miami drew a No. 5 seed in the West Regional of the NCAA Tournament for a match-up with No. 12 seeded Maryland in the first round.

Leading the Terrapins 32-23 with less than six minutes remaining in the first half, the Hurricanes' suffered a setback when Chanivia Broussard left the game after injuring her knee in a pileup under the basket as Maryland took a 38-37 leading heading into the half.

Broussard would return in the second half and lead the Hurricanes with 22 points and 11 rebounds but Miami fell short as Maryland held on to the 86-85 win to put an end to the Hurricanes' accomplished season.

2003-2004 Schedule and Results

| RECORD: | OVERALL | HOME | AWAY | NEUTRAL |
|-----------------------|-------------|-------------|------------|------------|
| ALL GAMES | 22-7 | 12-2 | 7-3 | 3-2 |
| CONFERENCE | 11-5 | 6-2 | 5-3 | 0-0 |
| NON-CONFERENCE | 11-2 | 6-0 | 2-0 | 3-2 |

| DATE | TIME | OPPONENT | SCORE | ATTEND | HIGH POINTS | HIGH REBOUNDS |
|----------|---------------|------------------------|---------|--------|--------------------------|--------------------------|
| 11/22/03 | 4:00 p.m. | at Morehead State | W 93-54 | 418 | (15) BROUSSARD, Chanivia | (7) DHAHABU, Imani |
| 11/23/03 | 1:00 p.m. | ivs Eastern Kentucky | W 90-81 | 386 | (15) JAMES, Tamara | (7) BROUSSARD, Chanivia |
| 11/25/03 | 7:00 p.m. | at South Florida | W 62-55 | 413 | (37) JAMES, Tamara | (11) WILKINS, Shaquana |
| 11/28/03 | 5:00 p.m. | #vs Weber State | W 82-60 | 861 | (18) McCORMICK, Yalonda | (7) BROUSSARD, Chanivia |
| 11/29/03 | 5:00 p.m. | #vs Bradley | W 70-52 | 766 | (7) JAMES, Tamara | (6) WILKINS, Shaquana |
| 12/02/03 | 5:00 p.m. | FLORIDA INTERNATIONAL | W 78-58 | 457 | (14) WILKINS, Shaquana | (10) WILKINS, Shaquana |
| 12/12/03 | 7:00 p.m. | FLORIDA | W 80-75 | 1481 | (14) KNIGHT, Melissa | (14) JAMES, Tamara |
| 12/16/03 | 7:00 p.m. | DARTMOUTH | W 74-53 | 552 | (23) JAMES, Tamara | (6) MARINCIC, Tatjana |
| 12/21/03 | 2:00 p.m. | RICHMOND | W 80-73 | 612 | (6) JAMES, Tamara | (9) WILKINS, Shaquana |
| 12/28/03 | 7:00 p.m. | \$TOLEDO | W 68-57 | 1010 | (22) BROUSSARD, Chanivia | (9) WILKINS, Shaquana |
| 12/29/03 | 7:00 p.m. | \$VANDERBILT | W 79-57 | 1051 | (18) JAMES, Tamara | (6) WILKINS, Shaquana |
| 01/03/04 | 2:00 p.m. | *at St. John's | W 79-60 | 850 | (28) McCORMICK, Yalonda | (10) WILKINS, Shaquana |
| 01/07/04 | 7:30 p.m. | *at Villanova Wildcats | L 55-58 | 1123 | (26) JAMES, Tamara | (7) WILKINS, Shaquana |
| 01/10/04 | 1:30 p.m. | *at Boston College | W 70-66 | 2211 | (12) BROUSSARD, Chanivia | (7) WILKINS, Shaquana |
| 01/14/04 | 7:00 p.m. | *GEORGETOWN | W 07-55 | 952 | (12) JAMES, Tamara | (7) BROUSSARD, Chanivia |
| 01/17/04 | 7:00 p.m. | *PITTSBURGH | W 77-68 | 1104 | (23) McCORMICK, Yalonda | (9) JAMES, Tamara |
| 01/20/04 | 7:30 p.m. | *at Providence College | W 86-67 | 242 | (17) JAMES, Tamara | (14) WILKINS, Shaquana |
| 01/28/04 | 7:00 p.m. | *NOTRE DAME | L 50-59 | 2365 | (20) WILKINS, Shaquana | (15) WILKINS, Shaquana |
| 01/31/04 | 2:00 p.m. | *RUTGERS | L 69-76 | 1547 | (24) McCORMICK, Yalonda | (14) BROUSSARD, Chanivia |
| 02/08/04 | 2:00 p.m. | *at CONNECTICUT | L 65-83 | 10167 | (16) JAMES, Tamara | (11) WILKINS, Shaquana |
| 02/10/04 | 7:00 p.m. | *ST. JOHN'S UNIVERSITY | W 85-74 | 756 | (23) McCORMICK, Yalonda | (11) WILKINS, Shaquana |
| 02/14/04 | 2:00 p.m. | *at Virginia Tech | W 65-56 | 3795 | (20) BROUSSARD, Chanivia | (8) WILKINS, Shaquana |
| 02/18/04 | 7:00 p.m. | *at Syracuse | W 85-65 | 1017 | (21) JAMES, Tamara | (7) WILKINS, Shaquana |
| 02/21/04 | 4:00 p.m. | *SETON HALL | W 81-43 | 1049 | (22) BROUSSARD, Chanivia | (11) WILKINS, Shaquana |
| 02/25/04 | 8:00 p.m. | *at Notre Dame | L 58-93 | 6653 | (26) JAMES, Tamara | (9) KNIGHT, Melissa |
| 02/28/04 | 7:00 p.m. | *WEST VIRGINIA | W 82-74 | 1327 | (22) JAMES, Tamara | (6) BROUSSARD, Chanivia |
| 03/02/04 | 7:00 p.m. | *PROVIDENCE | W 81-62 | 899 | (17) JAMES, Tamara | (10) WILKINS, Shaquana |
| 03/07/04 | 12:00 p.m. | ^vs BOSTON COLLEGE | L 53-65 | 10833 | (25) BROUSSARD, Chanivia | (14) WILKINS, Shaquana |
| 03/21/04 | 6:00 p.m. CST | @vs Maryland | L 85-86 | 5894 | (23) JAMES, Tamara | (14) WILKINS, Shaquana |

!-Morehead State Tourism Commission Tip-Off Classic, Morehead, Ky.
 #-Saint Mary's Thanksgiving Classic, Moraga, Calif.
 \$-Gatorade Holiday Classic, Coral Gables, Fla.
 *-BIG EAST game
 ^-BIG EAST Tournament, Hartford, Conn.
 @-NCAA Tournament, Baton Rouge, La.

ATTENDANCE SUMMARY

| SITE | GAMES | TOTAL | AVG. |
|----------------|-----------|--------------|-------------|
| HOME | 14 | 15162 | 1083 |
| AWAY | 10 | 26889 | 2689 |
| NEUTRAL | 5 | 18740 | 3748 |
| TOTAL | 29 | 60791 | 2096 |

2003-2004 Statistics

All Games

| RECORD | OVERALL | HOME | AWAY | NEUTRAL |
|-----------------------|-------------|-------------|------------|------------|
| ALL GAMES | 22-7 | 12-2 | 7-3 | 3-2 |
| CONFERENCE | 11-5 | 6-2 | 5-3 | 0-0 |
| NON-CONFERENCE | 11-2 | 6-0 | 2-0 | 3-2 |

| #Player | GP-GS | Min-Avg | TOTAL | | 3-PTS | | | REBOUNDS | | | PF | FO | A | TO | Blk | Stl | Pts-Avg |
|------------------------|-----------|-----------|-----------------|-------------|----------------|-------------|----------------|-------------|----------------|------------------|------------|----------|------------|------------|------------|------------|------------------|
| | | | FG-FGA | Pct | 3FG-FGA | Pct | FT-FTA | Pct | Off-Def | Tot-Avg | | | | | | | |
| 02 JAMES, Tamara | 28-26 | 983-35.1 | 170-340 | .500 | 39-103 | .379 | 85-111 | .766 | 38-91 | 129-4.6 | 70 | 0 | 72 | 78 | 18 | 55 | 464-16.6 |
| 53 BROUSSARD, Chanivia | 29-28 | 816-28.1 | 175-359 | .487 | 3-15 | .200 | 87-127 | .685 | 73-108 | 181-6.2 | 102 | 6 | 48 | 100 | 33 | 64 | 440-15.2 |
| 10 McCORMICK, Yalonda | 29-29 | 1056-36.4 | 126-333 | .378 | 52-145 | .359 | 50-65 | .769 | 28-86 | 114-3.9 | 64 | 1 | 157 | 136 | 11 | 93 | 354-12.2 |
| 23 WILKINS, Shaquana | 29-29 | 906-31.2 | 133-256 | .520 | 0-0 | .000 | 67-88 | .761 | 81-166 | 247-8.5 | 62 | 0 | 49 | 54 | 37 | 35 | 333-11.5 |
| 03 KNIGHT, Melissa | 29-28 | 895-30.9 | 101-219 | .461 | 22-69 | .319 | 47-66 | .712 | 42-85 | 127-4.4 | 81 | 1 | 102 | 92 | 10 | 41 | 271-9.3 |
| 30 WILSON, Hutashi | 29-3 | 454-15.7 | 32-85 | .376 | 10-32 | .313 | 23-37 | .622 | 18-25 | 43-1.5 | 50 | 1 | 69 | 50 | 1 | 24 | 97-3.3 |
| 01 MARINCIC, Tatjana | 25-0 | 301-12.0 | 26-67 | .388 | 1-11 | .091 | 23-30 | .767 | 24-26 | 50-2.0 | 27 | 0 | 23 | 19 | 3 | 18 | 76-3.0 |
| 05 DHAHABU, Imani | 21-0 | 203-9.7 | 24-48 | .500 | 0-0 | .000 | 15-19 | .789 | 17-30 | 47-2.2 | 20 | 0 | 3 | 15 | 6 | 12 | 63-3.0 |
| 15 ARSOVA, Vera | 6-1 | 21-3.5 | 2-4 | .500 | 0-0 | .000 | 3-4 | .750 | 3-3 | 6-1.0 | 1 | 0 | 0 | 4 | 0 | 1 | 7-1.2 |
| 00 AUDIBERT, Amy | 9-0 | 33-3.7 | 4-15 | .267 | 0-0 | .000 | 2-6 | .333 | 6-5 | 11-1.2 | 5 | 0 | 2 | 2 | 0 | 0 | 10-1.1 |
| 40 HAYEK, Katie | 14-0 | 74-5.3 | 3-16 | .188 | 3-13 | .231 | 5-6 | .833 | 1-6 | 7-0.5 | 4 | 0 | 1 | 7 | 0 | 2 | 14-1.0 |
| 22 PHANORD, Fallon | 18-1 | 108-6.0 | 4-19 | .211 | 0-1 | .000 | 2-4 | .500 | 6-9 | 15-0.8 | 9 | 0 | 3 | 11 | 2 | 4 | 10-0.6 |
| TEAM | | | | | | | | | 49-86 | 135-4.7 | 0 | | 9 | | | | |
| Total | 29 | | 800-1761 | .454 | 130-389 | .334 | 409-563 | .726 | 386-726 | 1112-38.3 | 495 | 9 | 529 | 577 | 121 | 349 | 2139-73.8 |
| Opponents | 29 | | 677-1696 | .399 | 141-470 | .300 | 390-531 | .734 | 370-664 | 1034-35.7 | 487 | - | 415 | 626 | 104 | 282 | 1885-65.0 |

| SCORE BY PERIODS: | 1st | 2nd | OT | OT2 | Total |
|----------------------------|-------------|-------------|----------|----------|-------------|
| University of Miami | 1011 | 1116 | 8 | 4 | 2139 |
| Opponents | 832 | 1043 | 8 | 2 | 1885 |

| DEADBALL REBOUNDS: | OFF | DEF | TOTAL |
|----------------------------|-----------|----------|-----------|
| University of Miami | 68 | 1 | 69 |
| Opponents | 60 | 0 | 60 |

| RECORD: | OVERALL | HOME | AWAY | NEUTRAL |
|-----------------------|-------------|------------|------------|------------|
| ALL GAMES | 11-5 | 6-2 | 5-3 | 0-0 |
| CONFERENCE | 11-5 | 6-2 | 5-3 | 0-0 |
| NON-CONFERENCE | 0-0 | 0-0 | 0-0 | 0-0 |

| # Player | GP-GS | Min-Avg | TOTAL | | 3-PTS | | | REBOUNDS | | | PF | FO | A | TO | Blk | Stl | Pts-Avg |
|------------------------|-----------|----------|----------------|-------------|---------------|-------------|----------------|-------------|----------------|-----------------|------------|----------|------------|------------|-----------|------------|------------------|
| | | | FG-FGA | Pct | 3FG-FGA | Pct | FT-FTA | Pct | Off-Def | Tot-Avg | | | | | | | |
| 02 JAMES, Tamara | 15-13 | 529-35.3 | 94-176 | .534 | 24-58 | .414 | 51-63 | .810 | 19-49 | 68-4.5 | 40 | 0 | 38 | 44 | 9 | 38 | 263-17.5 |
| 53 BROUSSARD, Chanivia | 16-15 | 462-28.9 | 97-209 | .464 | 2-6 | .333 | 57-81 | .704 | 42-58 | 100-6.3 | 59 | 3 | 23 | 73 | 20 | 34 | 253-15.8 |
| 10 McCORMICK, Yalonda | 16-16 | 609-38.1 | 63-186 | .339 | 26-81 | .321 | 31-41 | .756 | 16-43 | 59-3.7 | 39 | 1 | 91 | 83 | 7 | 56 | 183-11.4 |
| 23 WILKINS, Shaquana | 16-16 | 539-33.7 | 65-138 | .471 | 0-0 | .000 | 33-42 | .786 | 50-98 | 148-9.3 | 39 | 0 | 30 | 33 | 23 | 21 | 163-10.2 |
| 03 KNIGHT, Melissa | 16-15 | 475-29.7 | 50-111 | .450 | 16-44 | .364 | 24-31 | .774 | 23-49 | 72-4.5 | 44 | 1 | 44 | 58 | 1 | 25 | 140-8.8 |
| 05 DHAHABU, Imani | 10-0 | 111-11.1 | 16-26 | .615 | 0-0 | .000 | 3-4 | .750 | 10-14 | 24-2.4 | 11 | 0 | 3 | 9 | 4 | 7 | 35-3.5 |
| 30 WILSON, Hutashi | 16-3 | 264-16.5 | 18-47 | .383 | 5-19 | .263 | 13-22 | .591 | 9-15 | 24-1.5 | 35 | 1 | 39 | 31 | 0 | 15 | 54-3.4 |
| 01 MARINCIC, Tatjana | 13-0 | 117-9.0 | 8-26 | .308 | 0-5 | .000 | 11-14 | .786 | 7-8 | 5-1.2 | 10 | 0 | 8 | 10 | 0 | 8 | 27-2.1 |
| 15 ARSOVA, Vera | 2-1 | 10-5.0 | 1-3 | .333 | 0-0 | .000 | 1-2 | .500 | 2-1 | 3-1.5 | 0 | 0 | 0 | 0 | 0 | 1 | 3-1.5 |
| 40 HAYEK, Katie | 11-0 | 61-5.5 | 3-13 | .231 | 3-11 | .273 | 5-6 | .833 | 1-5 | 6-0.5 | 3 | 0 | 0 | 7 | 0 | 1 | 14-1.3 |
| 00 AUDIBERT, Amy | 4-0 | 11-2.8 | 1-4 | .250 | 0-0 | .000 | 2-6 | .333 | 1-1 | 2-0.5 | 1 | 0 | 0 | 0 | 0 | 0 | 4-1.0 |
| 22 PHANORD, Fallon | 10-1 | 62-6.2 | 3-12 | .250 | 0-1 | .000 | 0-0 | .000 | 5-7 | 12-1.2 | 6 | 0 | 0 | 8 | 1 | 2 | 6-0.6 |
| TEAM | | | | | | | | | 34-48 | 82-5.1 | 0 | | 8 | | | | |
| Total | 16 | | 419-951 | .441 | 76-225 | .338 | 231-312 | .740 | 219-396 | 615-38.4 | 287 | 6 | 276 | 364 | 65 | 208 | 1145-71.6 |
| Opponents | 16 | | 382-939 | .407 | 72-230 | .313 | 223-303 | .736 | 206-354 | 560-35.0 | 265 | - | 228 | 365 | 53 | 193 | 1059-66.2 |

| SCORE BY PERIODS: | 1st | 2nd | OT | OT2 | Total |
|----------------------------|------------|------------|----------|----------|-------------|
| University of Miami | 531 | 602 | 8 | 4 | 1145 |
| Opponents | 460 | 589 | 8 | 2 | 1059 |

| DEADBALL REBOUNDS: | OFF | DEF | TOTAL |
|----------------------------|-----------|----------|-----------|
| University of Miami | 39 | 1 | 40 |
| Opponents | 34 | 0 | 34 |

2003-2004 Team Statistics

TEAM STATISTICS

| Opponent | Date | Score | W/L | TOTAL | | 3-PTRS | | FT-FTA | | REBOUNDS | | PF | A | TO | Blk | Stl | Pts | Avg |
|----------------------------|----------|-------------|-----|-----------------|-------------|----------------|-------------|----------------|-------------|---------------------|-------------|------------|------------|------------|------------|------------|-------------|-------------|
| | | | | FG-FGA | Pct | 3FG-FGA | Pct | Pct | Pct | Off-Def-Tot | Avg | | | | | | | |
| at Morehead State | 11/22/03 | 93-54 | W | 35-71 | .493 | 8-17 | .471 | 15-19 | .789 | 16-30-46 | 46.0 | 18 | 26 | 16 | 3 | 12 | 93 | 93.0 |
| vs Eastern Kentucky | 11/23/03 | 90-81 | W | 32-57 | .561 | 3-9 | .333 | 23-34 | .676 | 12-26-38 | 42.0 | 21 | 25 | 24 | 8 | 11 | 90 | 91.5 |
| at South Florida | 11/25/03 | 62-55 | W | 23-64 | .359 | 4-17 | .235 | 12-17 | .706 | 12-27-39 | 41.0 | 14 | 14 | 4 | 9 | 62 | 81.7 | |
| vs Weber State | 11/28/03 | 82-60 | W | 31-52 | .596 | 1-3 | .333 | 19-24 | .792 | 8-30-38 | 40.2 | 12 | 12 | 17 | 1 | 6 | 82 | 81.8 |
| vs Bradley | 11/29/03 | 70-52 | W | 28-68 | .412 | 4-14 | .286 | 10-13 | .769 | 16-24-40 | 40.2 | 15 | 20 | 15 | 5 | 15 | 70 | 79.4 |
| FLORIDA INTERNATIONAL | 12/02/03 | 78-58 | W | 31-59 | .525 | 4-9 | .444 | 12-20 | .600 | 15-19-34 | 39.2 | 14 | 24 | 18 | 5 | 17 | 78 | 79.2 |
| FLORIDA | 12/12/03 | 80-75 | W | 28-62 | .452 | 6-22 | .273 | 18-21 | .857 | 9-35-44 | 39.9 | 19 | 20 | 19 | 3 | 8 | 80 | 79.3 |
| DARTMOUTH | 12/16/03 | 74-53 | W | 29-65 | .446 | 5-9 | .556 | 11-14 | .786 | 10-29-39 | 39.8 | 19 | 23 | 14 | 1 | 9 | 74 | 78.6 |
| RICHMOND | 12/21/03 | 80-73 | W | 34-70 | .486 | 2-11 | .182 | 10-16 | .625 | 13-21-34 | 39.1 | 14 | 23 | 10 | 7 | 12 | 80 | 78.8 |
| TOLEDO | 12/28/03 | 68-57 | W | 25-53 | .472 | 2-11 | .182 | 16-26 | .615 | 15-27-42 | 39.4 | 12 | 18 | 27 | 5 | 14 | 68 | 77.7 |
| VANDERBILT | 12/29/03 | 79-57 | W | 28-63 | .444 | 6-12 | .500 | 17-20 | .850 | 17-20-37 | 39.2 | 13 | 19 | 12 | 9 | 13 | 79 | 77.8 |
| at St. John's | 01/03/04 | 79-60 | W | 33-65 | .508 | 6-19 | .316 | 7-13 | .538 | 12-26-38 | 39.1 | 19 | 20 | 23 | 8 | 17 | 79 | 77.9 |
| at Villanova Wildcats | 01/07/04 | 55-58 | L | 22-62 | .355 | 5-14 | .357 | 6-7 | .857 | 13-23-36 | 38.8 | 13 | 13 | 14 | 1 | 4 | 55 | 76.2 |
| at Boston College | 01/10/04 | 70-66 | W | 23-56 | .411 | 6-17 | .353 | 18-23 | .783 | 11-19-30 | 38.2 | 19 | 15 | 17 | 2 | 16 | 70 | 75.7 |
| GEORGETOWN | 01/14/04 | 57-55 | Wot | 17-56 | .304 | 6-21 | .286 | 17-27 | .630 | 16-34-50 | 39.0 | 16 | 14 | 31 | 6 | 12 | 57 | 74.5 |
| PITTSBURGH | 01/17/04 | 77-68 | W | 26-62 | .419 | 1-10 | .100 | 24-31 | .774 | 17-20-37 | 38.9 | 19 | 13 | 16 | 6 | 21 | 77 | 74.6 |
| at Providence College | 01/20/04 | 86-67 | W | 34-56 | .607 | 6-15 | .400 | 12-12 | 1.000 | 11-25-36 | 38.7 | 18 | 23 | 27 | 1 | 12 | 86 | 75.3 |
| NOTRE DAME | 01/28/04 | 50-59 | L | 20-54 | .370 | 4-18 | .222 | 6-11 | .545 | 13-17-30 | 38.2 | 21 | 14 | 25 | 4 | 17 | 50 | 73.9 |
| RUTGERS | 01/31/04 | 69-76 | L | 25-60 | .417 | 3-12 | .250 | 16-24 | .667 | 15-21-36 | 38.1 | 21 | 14 | 16 | 4 | 8 | 69 | 73.6 |
| at CONNECTICUT | 02/08/04 | 65-83 | L | 24-68 | .353 | 3-17 | .176 | 14-17 | .824 | 13-17-30 | 37.7 | 22 | 14 | 23 | 3 | 21 | 65 | 73.2 |
| ST. JOHN'S UNIVERSITY | 02/10/04 | 85-74 | W | 29-60 | .483 | 2-7 | .286 | 25-32 | .781 | 17-27-44 | 38.0 | 25 | 17 | 31 | 5 | 18 | 85 | 73.8 |
| at Virginia Tech | 02/14/04 | 65-56 | W | 22-48 | .458 | 3-6 | .500 | 18-23 | .783 | 10-33-43 | 38.2 | 14 | 13 | 25 | 3 | 4 | 65 | 73.4 |
| at Syracuse | 02/18/04 | 85-65 | W | 32-61 | .525 | 9-17 | .529 | 12-13 | .923 | 13-22-35 | 38.1 | 15 | 27 | 18 | 2 | 8 | 85 | 73.9 |
| SETON HALL | 02/21/04 | 81-43 | W | 30-59 | .508 | 6-13 | .462 | 15-20 | .750 | 8-28-36 | 38.0 | 11 | 20 | 14 | 4 | 18 | 81 | 74.2 |
| at Notre Dame | 02/25/04 | 58-93 | L | 21-51 | .412 | 6-18 | .333 | 10-18 | .556 | 13-21-34 | 37.8 | 21 | 15 | 37 | 3 | 10 | 58 | 73.5 |
| WEST VIRGINIA | 02/28/04 | 82-74 | W | 30-61 | .492 | 6-9 | .667 | 16-19 | .842 | 12-32-44 | 38.1 | 19 | 24 | 23 | 8 | 9 | 82 | 73.8 |
| PROVIDENCE | 03/02/04 | 81-62 | W | 31-72 | .431 | 4-12 | .333 | 15-22 | .682 | 25-31-56 | 38.7 | 14 | 20 | 24 | 5 | 13 | 81 | 74.1 |
| vs BOSTON COLLEGE | 03/07/04 | 53-65 | L | 24-60 | .400 | 3-15 | .200 | 2-5 | .400 | 10-21-31 | 38.5 | 17 | 14 | 14 | 2 | 5 | 53 | 73.4 |
| vs Maryland | 03/21/04 | 85-86 | L | 33-66 | .500 | 6-15 | .400 | 13-22 | .591 | 14-21-35 | 38.3 | 20 | 15 | 13 | 3 | 10 | 85 | 73.8 |
| University of Miami | | 2139 | | 800-1761 | .454 | 130-389 | .334 | 409-563 | .726 | 386-726-1112 | 38.3 | 495 | 529 | 577 | 121 | 349 | 2139 | 73.8 |
| Opponents | | 1885 | | 677-1696 | .399 | 141-470 | .300 | 390-531 | .734 | 370-664-1034 | 35.7 | 487 | 415 | 626 | 104 | 282 | 1885 | 65.0 |

Games played: 29 Points/game: 73.8 FG Pct: 45.43 FG Pct: 33.4 FT Pct: 72.6
 Rebounds/game: 38.3 Assists/game: 18.2 Turnovers/game: 19.9 Assist/turnover ratio: 0.9 Steals/game: 12.0 Blocks/game:

OPPONENT STATISTICS

| Opponent | Date | Score | W/L | TOTAL | | 3-PTRS | | FT-FTA | | REBOUNDS | | PF | A | TO | Blk | Stl | Pts | Avg |
|----------------------------|----------|-------------|-----|-----------------|-------------|----------------|-------------|----------------|-------------|---------------------|-------------|------------|------------|------------|------------|------------|-------------|-------------|
| | | | | FG-FGA | Pct | 3FG-FGA | Pct | Pct | Pct | Off-Def-Tot | Avg | | | | | | | |
| at Morehead State | 11/22/03 | 93-54 | W | 19-59 | .322 | 4-24 | .167 | 12-21 | .571 | 16-23-39 | 39.0 | 17 | 9 | 26 | 3 | 5 | 54 | 54.0 |
| vs Eastern Kentucky | 11/23/03 | 90-81 | W | 26-73 | .356 | 11-24 | .458 | 18-22 | .818 | 22-18-40 | 39.5 | 25 | 18 | 22 | 2 | 7 | 81 | 67.5 |
| at South Florida | 11/25/03 | 62-55 | W | 21-69 | .304 | 1-16 | .063 | 12-13 | .923 | 21-34-55 | 44.7 | 16 | 16 | 20 | 6 | 7 | 55 | 63.3 |
| vs Weber State | 11/28/03 | 82-60 | W | 20-54 | .370 | 12-32 | .375 | 8-13 | .615 | 7-17-24 | 39.5 | 22 | 14 | 15 | 2 | 6 | 60 | 62.5 |
| vs Bradley | 11/29/03 | 70-52 | W | 23-61 | .377 | 3-15 | .200 | 3-9 | .333 | 14-28-42 | 40.0 | 13 | 13 | 20 | 4 | 6 | 52 | 60.4 |
| FLORIDA INTERNATIONAL | 12/02/03 | 78-58 | W | 21-52 | .404 | 4-18 | .222 | 12-17 | .706 | 15-17-32 | 38.7 | 19 | 15 | 27 | 6 | 9 | 58 | 60.0 |
| FLORIDA | 12/12/03 | 80-75 | W | 26-64 | .406 | 5-19 | .263 | 18-25 | .720 | 9-27-36 | 38.3 | 16 | 17 | 13 | 2 | 13 | 75 | 62.1 |
| DARTMOUTH | 12/16/03 | 74-53 | W | 18-53 | .340 | 4-13 | .308 | 13-16 | .813 | 8-29-37 | 38.1 | 14 | 12 | 20 | 5 | 5 | 53 | 61.0 |
| RICHMOND | 12/21/03 | 80-73 | W | 27-62 | .435 | 5-12 | .417 | 14-15 | .933 | 15-28-43 | 38.7 | 15 | 15 | 19 | 2 | 5 | 73 | 62.3 |
| TOLEDO | 12/28/03 | 68-57 | W | 20-54 | .370 | 6-24 | .250 | 11-13 | .846 | 9-19-28 | 37.6 | 19 | 14 | 25 | 3 | 14 | 57 | 61.8 |
| VANDERBILT | 12/29/03 | 79-57 | W | 21-55 | .382 | 6-20 | .300 | 9-12 | .750 | 15-19-34 | 37.3 | 21 | 14 | 25 | 6 | 3 | 57 | 61.4 |
| at St. John's | 01/03/04 | 79-60 | W | 22-60 | .367 | 4-16 | .250 | 12-20 | .600 | 16-22-38 | 37.3 | 10 | 12 | 24 | 1 | 8 | 60 | 61.2 |
| at Villanova Wildcats | 01/07/04 | 55-58 | L | 23-55 | .418 | 9-27 | .333 | 3-4 | .750 | 10-25-35 | 37.2 | 8 | 18 | 16 | 6 | 5 | 58 | 61.0 |
| at Boston College | 01/10/04 | 70-66 | W | 23-52 | .442 | 5-11 | .455 | 15-17 | .882 | 12-25-37 | 37.1 | 19 | 19 | 26 | 4 | 7 | 66 | 61.4 |
| GEORGETOWN | 01/14/04 | 57-55 | Wot | 22-66 | .333 | 2-9 | .222 | 9-17 | .529 | 15-29-44 | 37.6 | 21 | 13 | 26 | 3 | 20 | 55 | 60.9 |
| PITTSBURGH | 01/17/04 | 77-68 | W | 21-50 | .420 | 4-9 | .444 | 22-29 | .759 | 13-24-37 | 37.6 | 20 | 11 | 27 | 5 | 8 | 68 | 61.4 |
| at Providence College | 01/20/04 | 86-67 | W | 22-57 | .386 | 4-13 | .308 | 19-24 | .792 | 12-11-23 | 36.7 | 9 | 9 | 21 | 3 | 21 | 67 | 61.7 |
| NOTRE DAME | 01/28/04 | 50-59 | L | 19-43 | .442 | 3-7 | .429 | 18-22 | .818 | 9-24-33 | 36.5 | 15 | 15 | 26 | 6 | 12 | 59 | 61.6 |
| RUTGERS | 01/31/04 | 69-76 | L | 29-57 | .509 | 1-6 | .167 | 17-25 | .680 | 12-25-37 | 36.5 | 18 | 13 | 18 | 4 | 11 | 76 | 62.3 |
| at CONNECTICUT | 02/08/04 | 65-83 | L | 30-57 | .526 | 5-18 | .278 | 18-24 | .750 | 13-33-46 | 37.0 | 19 | 24 | 33 | 3 | 13 | 83 | 63.3 |
| ST. JOHN'S UNIVERSITY | 02/10/04 | 85-74 | W | 22-67 | .328 | 6-26 | .231 | 24-28 | .857 | 21-17-38 | 37.0 | 24 | 12 | 29 | 2 | 14 | 74 | 63.9 |
| at Virginia Tech | 02/14/04 | 65-56 | W | 22-72 | .306 | 3-12 | .250 | 9-11 | .818 | 18-18-36 | 37.0 | 18 | 10 | 15 | 1 | 9 | 56 | 63.5 |
| at Syracuse | 02/18/04 | 85-65 | W | 27-56 | .482 | 7-19 | .368 | 4-8 | .500 | 9-16-25 | 36.5 | 13 | 13 | 20 | 1 | 11 | 65 | 63.6 |
| SETON HALL | 02/21/04 | 81-43 | W | 18-62 | .290 | 1-8 | .125 | 6-11 | .545 | 18-23-41 | 36.7 | 17 | 7 | 26 | 3 | 10 | 43 | 62.7 |
| at Notre Dame | 02/25/04 | 58-93 | L | 33-57 | .579 | 7-13 | .538 | 20-27 | .741 | 8-22-30 | 36.4 | 18 | 28 | 21 | 6 | 18 | 93 | 63.9 |
| WEST VIRGINIA | 02/28/04 | 82-74 | W | 23-64 | .359 | 9-27 | .333 | 19-24 | .792 | 12-20-32 | 36.2 | 18 | 13 | 17 | 2 | 9 | 74 | 64.3 |
| PROVIDENCE | 03/02/04 | 81-62 | W | 26-64 | .406 | 2-9 | .222 | 8-12 | .667 | 8-20-28 | 35.9 | 18 | 11 | 20 | 3 | 17 | 62 | 64.2 |
| vs BOSTON COLLEGE | 03/07/04 | 53-65 | L | 21-46 | .457 | 4-13 | .308 | 19-23 | .826 | 7-27-34 | 35.9 | 8 | 11 | 15 | 3 | 5 | 65 | 64.2 |
| vs Maryland | 03/21/04 | 85-86 | L | 32-55 | .582 | 4-10 | .400 | 18-29 | .621 | 6-24-30 | 35.7 | 17 | 19 | 14 | 7 | 4 | 86 | 65.0 |
| Opponents | | 1885 | | 677-1696 | .399 | 141-470 | .300 | 390-531 | .734 | 370-664-1034 | 35.7 | 487 | 415 | 626 | 104 | 282 | 1885 | 65.0 |
| University of Miami | | 2139 | | 800-1761 | .454 | 130-389 | .334 | 409-563 | .726 | 386-726-1112 | 38.3 | 495 | 529 | 577 | 121 | 349 | 2139 | 73.8 |

Games played: 29 Points/game: 65.0 FG Pct: 39.93 FG Pct: 30.0 FT Pct: 73.4
 Rebounds/game: 35.7 Assists/game: 14.3 Turnovers/game: 21.6 Assist/turnover ratio: 0.7 Steals/game: 9.7 Blocks/game: 3.6

2003-2004 Points-Rebounds-Assists

| Opponent | Date | Score | WL | 00 | 01 | 02 | 03 | 05 | 10 | 15 | 22 | 23 |
|-----------------------|----------|-------|-----|-----------|-----------|-----------|-----------|-----------|-----------|-----------|-----------|-----------|
| | | | | AUDIBERT, | MARINCIC, | JAMES,TAM | KNIGHT,ME | DHAHABU,I | MCCORMICK | ARSOVA,VE | PHANORD,F | WILKINS,S |
| at Morehead State | 11/22/03 | 93-54 | W | 4-6-2 | 8-3-2 | 15-6-3 | 8-4-6 | 10-7-0 | 11-2-5 | 4-1-0 | 3-1-0 | 7-4-0 |
| vs Eastern Kentucky | 11/23/03 | 90-81 | W | DNP | 0-0-0 | 37-7-3 | 15-5-3 | 4-3-0 | 11-1-9 | DNP | 0-0-0 | 16-11-4 |
| at South Florida | 11/25/03 | 62-55 | W | DNP | 6-5-0 | 9-7-3 | 13-5-2 | 0-2-0 | 18-5-7 | DNP | 0-0-0 | 6-3-0 |
| vs Weber State | 11/28/03 | 82-60 | W | 0-1-0 | 2-5-0 | 8-4-2 | 15-5-3 | 6-1-0 | 7-5-4 | 0-1-0 | 0-0-1 | 22-6-1 |
| vs Bradley | 11/29/03 | 70-52 | W | 0-0-0 | 3-4-1 | 14-1-1 | 14-5-3 | 0-1-0 | 10-5-8 | 0-1-0 | 0-2-1 | 14-10-2 |
| FLORIDA INTERNATIONAL | 12/02/03 | 78-58 | W | DNP | 4-6-3 | 23-6-2 | 7-2-10 | 2-3-0 | 5-3-2 | 0-0-0 | 0-0-0 | 15-5-0 |
| FLORIDA | 12/12/03 | 80-75 | W | DNP | 7-3-0 | 19-4-4 | 9-4-4 | 0-0-0 | 17-7-4 | DNP | DNP | 6-9-3 |
| DARTMOUTH | 12/16/03 | 74-53 | W | 2-2-0 | 11-5-7 | 18-5-2 | 8-6-7 | 6-3-0 | 16-6-4 | DNP | 1-0-1 | 10-6-1 |
| RICHMOND | 12/21/03 | 80-73 | W | DNP | 2-0-1 | 6-2-4 | 10-2-6 | 0-0-0 | 9-2-4 | DNP | DNP | 16-13-4 |
| TOLEDO | 12/28/03 | 68-57 | W | DNP | 6-1-1 | 19-7-2 | 6-3-2 | DNP | 4-6-6 | DNP | DNP | 13-5-0 |
| VANDERBILT | 12/29/03 | 79-57 | W | 0-0-0 | 0-0-0 | 9-2-3 | 8-4-6 | 0-3-0 | 28-7-4 | DNP | DNP | 16-10-3 |
| at St. John's | 01/03/04 | 79-60 | W | DNP | 0-2-0 | 26-4-1 | 9-4-6 | 12-3-1 | 11-7-6 | DNP | 2-0-0 | 5-7-2 |
| at Villanova Wildcats | 01/07/04 | 55-58 | L | DNP | 0-0-0 | 12-3-4 | 6-2-1 | 0-1-0 | 8-3-4 | DNP | 0-0-0 | 9-7-1 |
| at Boston College | 01/10/04 | 70-66 | W | DNP | 0-0-0 | 11-9-5 | 7-6-2 | DNP | 23-3-3 | DNP | DNP | 10-4-1 |
| GEORGETOWN | 01/14/04 | 57-55 | WOT | DNP | 0-1-2 | 17-8-3 | 3-2-0 | DNP | 14-7-6 | DNP | DNP | 8-14-0 |
| PITTSBURGH | 01/17/04 | 77-68 | W | DNP | 4-0-0 | DNP | 8-3-1 | 4-3-0 | 9-2-6 | DNP | 0-4-0 | 20-15-1 |
| at Providence College | 01/20/04 | 86-67 | W | 0-0-0 | 2-2-1 | 17-2-5 | 13-4-6 | 0-1-2 | 24-4-4 | DNP | 0-0-0 | 8-5-1 |
| NOTRE DAME | 01/28/04 | 50-59 | L | DNP | 0-0-0 | 16-3-2 | 4-4-3 | 8-5-0 | 5-1-7 | DNP | DNP | 10-11-1 |
| RUTGERS | 01/31/04 | 69-76 | L | DNP | DNP | 10-5-5 | 7-5-2 | 2-3-0 | 23-3-3 | DNP | DNP | 10-11-2 |
| at CONNECTICUT | 02/08/04 | 65-83 | L | DNP | DNP | 19-2-2 | 6-5-1 | 4-3-0 | 3-4-5 | DNP | 0-0-0 | 13-8-2 |
| ST. JOHN'S UNIVERSITY | 02/10/04 | 85-74 | W | 1-0-0 | 12-6-0 | 21-5-0 | 11-3-3 | DNP | 3-5-8 | DNP | 2-2-0 | 19-7-2 |
| at Virginia Tech | 02/14/04 | 65-56 | W | DNP | 2-1-1 | 14-5-1 | 11-6-1 | DNP | 4-6-6 | DNP | 0-0-0 | 9-11-1 |
| at Syracuse | 02/18/04 | 85-65 | W | 3-1-0 | 3-1-2 | 26-6-3 | 16-9-4 | DNP | 11-1-6 | DNP | DNP | 10-5-4 |
| SETON HALL | 02/21/04 | 81-43 | W | DNP | 0-0-1 | 22-5-2 | 13-2-3 | 5-2-0 | 13-1-9 | 1-2-0 | 0-2-0 | 4-5-2 |
| at Notre Dame | 02/25/04 | 58-93 | L | DNP | 2-0-0 | 17-3-3 | 6-3-5 | 0-2-0 | 16-2-2 | DNP | DNP | 3-10-2 |
| WEST VIRGINIA | 02/28/04 | 82-74 | W | DNP | DNP | 12-3-2 | 12-6-5 | DNP | 14-6-9 | DNP | 0-0-0 | 12-14-4 |
| PROVIDENCE | 03/02/04 | 81-62 | W | 0-1-0 | 2-2-1 | 23-5-0 | 8-8-1 | 0-1-0 | 2-4-7 | 2-1-0 | 2-4-0 | 13-14-4 |
| vs BOSTON COLLEGE | 03/07/04 | 53-65 | L | DNP | 0-3-0 | 9-4-1 | 4-5-3 | DNP | 19-5-6 | DNP | 0-0-0 | 12-7-1 |
| vs Maryland | 03/21/04 | 85-86 | L | DNP | DNP | 15-6-4 | 14-5-3 | 0-0-0 | 16-1-3 | DNP | DNP | 17-10-0 |

| Opponent | Date | Score | WL | 30 | 40 | 53 |
|-----------------------|----------|-------|-----|-----------|-----------|-----------|
| | | | | WILSON,HU | HAYEK,KAT | BROUSSARD |
| at Morehead State | 11/22/03 | 93-54 | W | 8-2-4 | DNP | 15-7-4 |
| vs Eastern Kentucky | 11/23/03 | 90-81 | W | 2-3-5 | DNP | 5-2-1 |
| at South Florida | 11/25/03 | 62-55 | W | 0-1-2 | DNP | 10-7-0 |
| vs Weber State | 11/28/03 | 82-60 | W | 8-2-0 | DNP | 14-2-1 |
| vs Bradley | 11/29/03 | 70-52 | W | 5-4-3 | DNP | 10-3-1 |
| FLORIDA INTERNATIONAL | 12/02/03 | 78-58 | W | 7-1-4 | DNP | 15-4-3 |
| FLORIDA | 12/12/03 | 80-75 | W | 0-1-2 | DNP | 22-8-3 |
| DARTMOUTH | 12/16/03 | 74-53 | W | 0-1-0 | 0-0-1 | 2-3-0 |
| RICHMOND | 12/21/03 | 80-73 | W | 5-1-3 | DNP | 32-9-1 |
| TOLEDO | 12/28/03 | 68-57 | W | 7-1-3 | 0-1-0 | 13-14-4 |
| VANDERBILT | 12/29/03 | 79-57 | W | 0-0-0 | 0-0-0 | 18-8-3 |
| at St. John's | 01/03/04 | 79-60 | W | 0-0-3 | DNP | 14-5-1 |
| at Villanova Wildcats | 01/07/04 | 55-58 | L | 2-2-1 | 6-4-0 | 12-7-2 |
| at Boston College | 01/10/04 | 70-66 | W | 10-3-4 | 0-0-0 | 9-3-0 |
| GEORGETOWN | 01/14/04 | 57-55 | WOT | 4-1-2 | DNP | 11-11-1 |
| PITTSBURGH | 01/17/04 | 77-68 | W | 13-2-5 | 0-0-0 | 19-4-0 |
| at Providence College | 01/20/04 | 86-67 | W | 2-1-2 | 0-0-0 | 20-14-2 |
| NOTRE DAME | 01/28/04 | 50-59 | L | 0-0-1 | 0-0-0 | 7-3-0 |
| RUTGERS | 01/31/04 | 69-76 | L | 0-0-2 | 0-0-0 | 17-4-0 |
| at CONNECTICUT | 02/08/04 | 65-83 | L | 0-0-1 | DNP | 20-3-3 |
| ST. JOHN'S UNIVERSITY | 02/10/04 | 85-74 | W | 2-2-2 | 1-0-0 | 13-6-2 |
| at Virginia Tech | 02/14/04 | 65-56 | W | 3-2-0 | DNP | 22-6-3 |
| at Syracuse | 02/18/04 | 85-65 | W | 0-2-4 | 3-0-0 | 13-6-4 |
| SETON HALL | 02/21/04 | 81-43 | W | 3-3-3 | 2-2-0 | 18-6-0 |
| at Notre Dame | 02/25/04 | 58-93 | L | 0-1-1 | 0-0-0 | 14-6-2 |
| WEST VIRGINIA | 02/28/04 | 82-74 | W | 7-3-3 | DNP | 25-8-1 |
| PROVIDENCE | 03/02/04 | 81-62 | W | 8-2-5 | 2-0-0 | 19-8-2 |
| vs BOSTON COLLEGE | 03/07/04 | 53-65 | L | 0-1-1 | DNP | 9-3-2 |
| vs Maryland | 03/21/04 | 85-86 | L | 1-1-3 | DNP | 22-11-2 |

2003-2004 Superlatives

University of Miami - TEAM GAME HIGHS

| | | |
|------------------------------|---------------|------------------------------------|
| POINTS | 93 | at Morehead State (11/22/03) |
| | 90 | vs Eastern Kentucky (11/23/03) |
| | 86 | at Providence College (1/20/04) |
| | 85 | vs Maryland (03/21/04) |
| | 85 | at Syracuse (2/18/04) |
| | 85 | vs St. John's University (2/10/04) |
| FIELD GOALS MADE | 35 | at Morehead State (11/22/03) |
| | 34 | at Providence College (1/20/04) |
| | 34 | vs Richmond (12/21/03) |
| FIELD GOAL ATTEMPTS | 72 | vs Providence (3/2/04) |
| | 71 | at Morehead State (11/22/03) |
| FG PERCENTAGE | .607 (34-56) | at Providence College (1/20/04) |
| | .596 (31-52) | vs Weber State (11/28/03) |
| 3 PT FIELD GOALS MADE | 9 | at Syracuse (2/18/04) |
| | 8 | at Morehead State (11/22/03) |
| 3 PT FG ATTEMPTS | 22 | vs Florida (12/12/03) |
| | 21 | vs Georgetown (1/14/04) |
| 3 PT FG PERCENTAGE | .667 (6-9) | vs West Virginia (2/28/04) |
| | .556 (5-9) | vs Dartmouth (12/16/03) |
| FREE THROWS MADE | 25 | vs St. John's University (2/10/04) |
| | 24 | vs Pittsburgh (1/17/04) |
| FREE THROW ATTEMPTS | 34 | vs Eastern Kentucky (11/23/03) |
| | 32 | vs St. John's University (2/10/04) |
| FT PERCENTAGE | 1.000 (12-12) | at Providence College (1/20/04) |
| | .923 (12-13) | at Syracuse (2/18/04) |
| REBOUNDS | 56 | vs Providence (3/2/04) |
| | 50 | vs Georgetown (1/14/04) |
| ASSISTS | 27 | at Syracuse (2/18/04) |
| | 26 | at Morehead State (11/22/03) |
| STEALS | 21 | at CONNECTICUT (2/8/04) |
| | 21 | vs Pittsburgh (1/17/04) |
| BLOCKED SHOTS | 9 | vs Vanderbilt (12/29/03) |
| | 8 | vs West Virginia (2/28/04) |
| | 8 | at St. John's (1/3/04) |
| | 8 | vs Eastern Kentucky (11/23/03) |
| TURNOVERS | 37 | at Notre Dame (02/25/04) |
| | 31 | vs St. John's University (2/10/04) |
| | 31 | vs Georgetown (1/14/04) |
| FOULS | 25 | vs St. John's University (2/10/04) |
| | 22 | at CONNECTICUT (2/8/04) |

Opponent - GAME HIGHS

| | | |
|------------------------------|--------------|------------------------------------|
| POINTS | 93 | at Notre Dame (02/25/04) |
| | 86 | vs Maryland (03/21/04) |
| | 83 | at CONNECTICUT (2/8/04) |
| | 81 | vs Eastern Kentucky (11/23/03) |
| | 76 | vs RUTGERS (1/31/04) |
| FIELD GOALS MADE | 33 | at Notre Dame (02/25/04) |
| | 32 | vs Maryland (03/21/04) |
| FIELD GOAL ATTEMPTS | 73 | vs Eastern Kentucky (11/23/03) |
| | 72 | at Virginia Tech (02/14/04) |
| FG PERCENTAGE | .582 (32-55) | vs Maryland (03/21/04) |
| | .579 (33-57) | at Notre Dame (02/25/04) |
| 3 PT FIELD GOALS MADE | 12 | vs Weber State (11/28/03) |
| | 11 | vs Eastern Kentucky (11/23/03) |
| 3 PT FG ATTEMPTS | 32 | vs Weber State (11/28/03) |
| | 27 | vs West Virginia (2/28/04) |
| | 27 | at Villanova Wildcats (01/07/04) |
| 3 PT FG PERCENTAGE | .538 (7-13) | at Notre Dame (02/25/04) |
| | .458 (11-24) | vs Eastern Kentucky (11/23/03) |
| FREE THROWS MADE | 24 | vs St. John's University (2/10/04) |
| | 22 | vs Pittsburgh (1/17/04) |
| FREE THROW ATTEMPTS | 29 | vs Maryland (03/21/04) |
| | 29 | vs Pittsburgh (1/17/04) |
| FT PERCENTAGE | .933 (14-15) | vs Richmond (12/21/03) |
| | .923 (12-13) | at South Florida (11/25/03) |
| REBOUNDS | 55 | at South Florida (11/25/03) |
| | 46 | at CONNECTICUT (2/8/04) |
| ASSISTS | 28 | at Notre Dame (02/25/04) |
| | 24 | at CONNECTICUT (2/8/04) |
| STEALS | 21 | at Providence College (1/20/04) |
| | 20 | vs Georgetown (1/14/04) |
| BLOCKED SHOTS | 7 | vs Maryland (03/21/04) |
| | 6 | at Notre Dame (02/25/04) |
| | 6 | vs Notre Dame (1/28/04) |
| | 6 | at Villanova Wildcats (01/07/04) |
| | 6 | vs Vanderbilt (12/29/03) |
| | 6 | vs Florida International (12/2/03) |
| | 6 | at South Florida (11/25/03) |
| TURNOVERS | 33 | at CONNECTICUT (2/8/04) |
| | 29 | vs St. John's University (2/10/04) |
| FOULS | 25 | vs Eastern Kentucky (11/23/03) |
| | 24 | vs St. John's University (2/10/04) |

University of Miami - GAME LOWS

| | | |
|------------------------------|--------------|----------------------------------|
| POINTS | 50 | vs Notre Dame (1/28/04) |
| | 53 | vs BOSTON COLLEGE (3/7/04) |
| | 55 | at Villanova Wildcats (01/07/04) |
| | 57 | vs Georgetown (1/14/04) |
| | 58 | at Notre Dame (02/25/04) |
| FIELD GOALS MADE | 17 | vs Georgetown (1/14/04) |
| | 20 | vs Notre Dame (1/28/04) |
| FIELD GOAL ATTEMPTS | 48 | at Virginia Tech (02/14/04) |
| | 51 | at Notre Dame (02/25/04) |
| FG PERCENTAGE | .304 (17-56) | vs Georgetown (1/14/04) |
| | .353 (24-68) | at CONNECTICUT (2/8/04) |
| 3 PT FIELD GOALS MADE | 1 | vs Weber State (11/28/03) |
| | 1 | vs Pittsburgh (1/17/04) |
| 3 PT FG ATTEMPTS | 3 | vs Weber State (11/28/03) |
| | 6 | at Virginia Tech (02/14/04) |
| 3 PT FG PERCENTAGE | .100 (1-10) | vs Pittsburgh (1/17/04) |
| | .176 (3-17) | at CONNECTICUT (2/8/04) |
| FREE THROWS MADE | 2 | vs BOSTON COLLEGE (3/7/04) |
| | 6 | at Villanova Wildcats (01/07/04) |
| | 6 | vs Notre Dame (1/28/04) |
| FREE THROW ATTEMPTS | 5 | vs BOSTON COLLEGE (3/7/04) |
| | 7 | at Villanova Wildcats (01/07/04) |
| FT PERCENTAGE | .400 (2-5) | vs BOSTON COLLEGE (3/7/04) |
| | .538 (7-13) | at St. John's (1/3/04) |
| REBOUNDS | 30 | at Boston College (1-10-04) |
| | 30 | vs Notre Dame (1/28/04) |
| | 30 | at CONNECTICUT (2/8/04) |
| ASSISTS | 12 | vs Weber State (11/28/03) |
| | 13 | at Villanova Wildcats (01/07/04) |
| | 13 | vs Pittsburgh (1/17/04) |
| | 13 | at Virginia Tech (02/14/04) |
| STEALS | 4 | at Villanova Wildcats (01/07/04) |
| | 4 | at Virginia Tech (02/14/04) |
| BLOCKED SHOTS | 1 | vs Weber State (11/28/03) |
| | 1 | vs Dartmouth (12/16/03) |
| | 1 | at Villanova Wildcats (01/07/04) |
| | 1 | at Providence College (1/20/04) |
| TURNOVERS | 10 | vs Richmond (12/21/03) |
| | 12 | vs Vanderbilt (12/29/03) |
| FOULS | 11 | vs Seton Hall (2/21/04) |
| | 12 | vs Weber State (11/28/03) |
| | 12 | vs Toledo (12/28/03) |

Opponent - GAME LOWS

| | | |
|------------------------------|--------------|----------------------------------|
| POINTS | 43 | vs Seton Hall (2/21/04) |
| | 52 | vs Bradley (11/29/03) |
| | 53 | vs Dartmouth (12/16/03) |
| | 54 | at Morehead State (11/22/03) |
| | 55 | at South Florida (11/25/03) |
| | 55 | vs Georgetown (1/14/04) |
| FIELD GOALS MADE | 18 | vs Dartmouth (12/16/03) |
| | 18 | vs Seton Hall (2/21/04) |
| FIELD GOAL ATTEMPTS | 43 | vs Notre Dame (1/28/04) |
| | 46 | vs BOSTON COLLEGE (3/7/04) |
| FG PERCENTAGE | .290 (18-62) | vs Seton Hall (2/21/04) |
| | .304 (21-69) | at South Florida (11/25/03) |
| 3 PT FIELD GOALS MADE | 1 | at South Florida (11/25/03) |
| | 1 | vs RUTGERS (1/31/04) |
| 3 PT FG ATTEMPTS | 6 | vs Seton Hall (2/21/04) |
| | 7 | vs RUTGERS (1/31/04) |
| 3 PT FG PERCENTAGE | .063 (1-16) | vs Notre Dame (1/28/04) |
| | .125 (1-8) | at South Florida (11/25/03) |
| FREE THROWS MADE | 3 | vs Seton Hall (2/21/04) |
| | 3 | vs Bradley (11/29/03) |
| FREE THROW ATTEMPTS | 4 | at Villanova Wildcats (01/07/04) |
| | 8 | at Syracuse (2/18/04) |
| FT PERCENTAGE | .333 (3-9) | vs Bradley (11/29/03) |
| | .500 (4-8) | at Syracuse (2/18/04) |
| REBOUNDS | 23 | at Providence College (1/20/04) |
| | 24 | vs Weber State (11/28/03) |
| ASSISTS | 7 | vs Seton Hall (2/21/04) |
| | 9 | at Morehead State (11/22/03) |
| | 9 | at Providence College (1/20/04) |
| STEALS | 3 | vs Vanderbilt (12/29/03) |
| | 4 | vs Maryland (03/21/04) |
| BLOCKED SHOTS | 1 | at St. John's (1/3/04) |
| | 1 | at Virginia Tech (02/14/04) |
| | 1 | at Syracuse (2/18/04) |
| TURNOVERS | 13 | vs Florida (12/12/03) |
| | 14 | vs Maryland (03/21/04) |
| FOULS | 8 | at Villanova Wildcats (01/07/04) |
| | 8 | vs BOSTON COLLEGE (3/7/04) |

2003-04 Category Leaders

| FG PERCENTAGE | FG | ATT | Pct |
|---------------------|-----|-----|------|
| WILKINS, Shaquana | 133 | 256 | .520 |
| ARSOVA, Vera | 2 | 4 | .500 |
| JAMES, Tamara | 170 | 340 | .500 |
| DHAHABU, Imani | 24 | 48 | .500 |
| BROUSSARD, Chanivia | 175 | 359 | .487 |
| KNIGHT, Melissa | 101 | 219 | .461 |
| MARINCIC, Tatjana | 26 | 67 | .388 |
| McCORMICK, Yalonda | 126 | 333 | .378 |
| WILSON, Hutashi | 32 | 85 | .376 |
| AUDIBERT, Amy | 4 | 15 | .267 |
| PHANORD, Fallon | 4 | 19 | .211 |
| HAYEK, Katie | 3 | 16 | .188 |

| 3-POINT PERCENTAGE | 3FG | ATT | Pct |
|---------------------|-----|-----|------|
| JAMES, Tamara | 39 | 103 | .379 |
| McCORMICK, Yalonda | 52 | 145 | .359 |
| KNIGHT, Melissa | 22 | 69 | .319 |
| WILSON, Hutashi | 10 | 32 | .313 |
| HAYEK, Katie | 3 | 13 | .231 |
| BROUSSARD, Chanivia | 3 | 15 | .200 |
| MARINCIC, Tatjana | 1 | 11 | .091 |
| PHANORD, Fallon | 0 | 1 | .000 |

| FT PERCENTAGE | FT | ATT | Pct |
|---------------------|----|-----|------|
| HAYEK, Katie | 5 | 6 | .833 |
| DHAHABU, Imani | 15 | 19 | .789 |
| McCORMICK, Yalonda | 50 | 65 | .769 |
| MARINCIC, Tatjana | 23 | 30 | .767 |
| JAMES, Tamara | 85 | 111 | .766 |
| WILKINS, Shaquana | 67 | 88 | .761 |
| ARSOVA, Vera | 3 | 4 | .750 |
| KNIGHT, Melissa | 47 | 66 | .712 |
| BROUSSARD, Chanivia | 87 | 127 | .685 |
| WILSON, Hutashi | 23 | 37 | .622 |
| PHANORD, Fallon | 2 | 4 | .500 |
| AUDIBERT, Amy | 2 | 6 | .333 |

| POINTS | G | Pts | Pts/G |
|---------------------|----|-----|-------|
| JAMES, Tamara | 28 | 464 | 16.6 |
| BROUSSARD, Chanivia | 29 | 440 | 15.2 |
| McCORMICK, Yalonda | 29 | 354 | 12.2 |
| WILKINS, Shaquana | 29 | 333 | 11.5 |
| KNIGHT, Melissa | 29 | 271 | 9.3 |
| WILSON, Hutashi | 29 | 97 | 3.3 |
| MARINCIC, Tatjana | 25 | 76 | 3.0 |
| DHAHABU, Imani | 21 | 63 | 3.0 |
| HAYEK, Katie | 14 | 14 | 1.0 |
| PHANORD, Fallon | 18 | 10 | 0.6 |
| AUDIBERT, Amy | 9 | 10 | 1.1 |
| ARSOVA, Vera | 6 | 7 | 1.2 |

| REBOUNDS | G | Reb | Reb/G |
|---------------------|----|-----|-------|
| WILKINS, Shaquana | 29 | 247 | 8.5 |
| BROUSSARD, Chanivia | 29 | 181 | 6.2 |
| JAMES, Tamara | 28 | 129 | 4.6 |
| KNIGHT, Melissa | 29 | 127 | 4.4 |
| McCORMICK, Yalonda | 29 | 114 | 3.9 |

| REBOUND AVERAGE | G | Reb | Avg/G |
|---------------------|----|-----|-------|
| WILKINS, Shaquana | 29 | 247 | 8.5 |
| BROUSSARD, Chanivia | 29 | 181 | 6.2 |
| JAMES, Tamara | 28 | 129 | 4.6 |
| KNIGHT, Melissa | 29 | 127 | 4.4 |
| McCORMICK, Yalonda | 29 | 114 | 3.9 |

| ASSISTS | G | No. | A/G |
|--------------------|----|-----|-----|
| McCORMICK, Yalonda | 29 | 157 | 5.4 |
| KNIGHT, Melissa | 29 | 102 | 3.5 |
| JAMES, Tamara | 28 | 72 | 2.6 |
| WILSON, Hutashi | 29 | 69 | 2.4 |
| WILKINS, Shaquana | 29 | 49 | 1.7 |

| STEALS | G | No. | S/G |
|---------------------|----|-----|-----|
| McCORMICK, Yalonda | 29 | 93 | 3.2 |
| BROUSSARD, Chanivia | 29 | 64 | 2.2 |
| JAMES, Tamara | 28 | 55 | 2.0 |
| KNIGHT, Melissa | 29 | 41 | 1.4 |
| WILKINS, Shaquana | 29 | 35 | 1.2 |

| BLOCKED SHOTS | G | No. | Blk/G |
|---------------------|----|-----|-------|
| WILKINS, Shaquana | 29 | 37 | 1.3 |
| BROUSSARD, Chanivia | 29 | 33 | 1.1 |
| JAMES, Tamara | 28 | 18 | 0.6 |
| McCORMICK, Yalonda | 29 | 11 | 0.4 |
| KNIGHT, Melissa | 29 | 10 | 0.3 |

| MINUTES | G | No. | Min/G |
|---------------------|----|------|-------|
| McCORMICK, Yalonda | 29 | 1056 | 36.4 |
| JAMES, Tamara | 28 | 983 | 35.1 |
| WILKINS, Shaquana | 29 | 906 | 31.2 |
| KNIGHT, Melissa | 29 | 895 | 30.9 |
| BROUSSARD, Chanivia | 29 | 816 | 28.1 |

| FOULS | G | No. | Per/G |
|---------------------|----|-----|-------|
| BROUSSARD, Chanivia | 29 | 102 | 3.5 |
| KNIGHT, Melissa | 29 | 81 | 2.8 |
| JAMES, Tamara | 28 | 70 | 2.5 |
| McCORMICK, Yalonda | 29 | 64 | 2.2 |
| WILKINS, Shaquana | 29 | 62 | 2.1 |

| TURNOVERS | G | No. | TO/G |
|---------------------|----|-----|------|
| McCORMICK, Yalonda | 29 | 136 | 4.7 |
| BROUSSARD, Chanivia | 29 | 100 | 3.4 |
| KNIGHT, Melissa | 29 | 92 | 3.2 |
| JAMES, Tamara | 28 | 78 | 2.8 |
| WILKINS, Shaquana | 29 | 54 | 1.9 |

2003-04 Hurricane Basketball Award Winners

BIG EAST Player of the Week (Two Times) Tamara James
All-BIG EAST First Team Tamara James
All-BIG EAST Third Team Chanivia Broussard
All-BIG EAST Honorable Mention Yalonda McCormick
Captain Awards Chanivia Broussard, Tamara James & Shaquana Wilkins
1,000 Points Scored Tamara James
Freshman Academic Award Imani Dhahabu
Outstanding Academic Student Athlete Award Vera Arsova
Highest Free Throw Percentage Award Yalonda McCormick (.769)
Highest Field Goal Percentage Award . . Shaquana Wilkins (.520)
Highest Rebounder Award Shaquana Wilkins (247)
Hurricane Charger Award Tamara James
Hurricane Hustle Award Melissa Knight
Strongest Hurricane Award Chanivia Broussard
Most Improved Player Award Melissa Knight
Community Service Award Fallon Phanord
Unsung Hero (Hall of Fame) Presented by Sam Janowitz Shaquana Wilkins
Ella Russell Service Award Presented by Ella Russell Norm Rosenberg
Liz Dee Award Sandra Jansson
Defensive Player of the Year Melissa Knight
Offensive Player of the Year Tamara James
The 'Dish' Award Yalonda McCormick



*Tamara James
 BIG EAST Player of the Week (Twice)
 All-BIG EAST First Team
 1,000 Points Scored
 Hurricane Charger Award
 Captain Award
 Offensive Player of the Year*



*Chanivia Broussard
 All-BIG EAST Third Team
 Captain Award
 Strongest Hurricane Award*



*Yalonda McCormick
 All-BIG EAST Honorable Mention
 Highest Free Throw Percentage Award
 The 'Dish' Award*



*Shaquana Wilkins
 Captain Award
 Highest Field Goal Percentage Award
 Highest Rebounder Award
 Unsung Hero Award*



*Imani Dhahabu
 Freshman Academic Award*



*Vera Arsova
 Outstanding Academic Student Athlete Award*



*Melissa Knight
 Hurricane Hustle Award
 Defensive Player of the Year Award*



*Fallon Phanord
 Community Service Award*



*Sandra Jansson
 Liz Dee Award*

2003-2004 Recaps and Boxscores

Game 1 - Miami 93, Morehead State 54 November 22, 2003 - Ellis T. Johnson Arena

MOREHEAD, Ky.—The University of Miami women's basketball team opened the 2003-04 season with a 93-54 victory over Morehead State Saturday afternoon in the Morehead Tourism Commission Tip-Off Classic in Morehead, Ky.

Senior Chanivia Broussard (Miami, Fla.) and sophomore Tamara James (Dania, Fla.) scored 15 points a piece to lead the Hurricane offense.

Junior Yalonda McCormick (Miami, Fla.) scored 11 points, dished out five assists and picked up five steals in 25 minutes of action.

Freshman Imani Dhahabu (Vallejo, Calif.) scored 10 points and grabbed seven rebounds off the bench for UM.

The Hurricanes opened the game on a 10-2 run and continued to add to their lead shooting 57.1 percent from the field in the first half.

Miami led 55-24 at the half.

The Hurricanes continued to dominate the Lady Eagles leading by as many as 49 points in the second half.

Miami shot 49.3 percent in the game, compared to 32.2 percent for Morehead.

The Hurricanes forced 26 MSU turnovers.

Miami will face Eastern Kentucky Sunday at 1 p.m. in Morehead, Ky.

VISITORS: University of Miami 1-0

| # | Player Name | | TOT-FG | | 3-PT | | REBOUNDS | | PF | TP | A | TO | BLK | S | MIN |
|-----------|---------------------|---|-----------------------|--------|-----------------------|-----------|-------------|----|-------|----|---|----|-----|----|-----|
| | | | FG-FGA | FG-FGA | FT-FTA | OF-DE-TOT | | | | | | | | | |
| 23 | WILKINS, Shaquana | f | 3-7 | 0-0 | 1-2 | 1-34 | 2 | 7 | 0 | 1 | 0 | 0 | 0 | 12 | |
| 03 | KNIGHT, Melissa | f | 4-5 | 0-0 | 0-0 | 3-14 | 2 | 8 | 6 | 2 | 0 | 0 | 0 | 25 | |
| 53 | BROUSSARD, Chanivia | c | 6-12 | 1-2 | 2-2 | 1-67 | 2 | 15 | 4 | 2 | 1 | 4 | 34 | | |
| 10 | MCCORMICK, Yalonda | g | 3-6 | 1-2 | 4-4 | 0-22 | 2 | 11 | 5 | 3 | 0 | 5 | 25 | | |
| 02 | JAMES, Tamara | g | 6-10 | 3-5 | 0-0 | 1-56 | 3 | 15 | 3 | 3 | 0 | 0 | 27 | | |
| 00 | AUDIBERT, Amy | g | 2-6 | 0-0 | 0-0 | 4-26 | 3 | 4 | 2 | 0 | 0 | 0 | 12 | | |
| 01 | MARINCIC, Tatjana | g | 3-6 | 1-3 | 1-2 | 2-13 | 3 | 8 | 2 | 1 | 2 | 1 | 21 | | |
| 15 | ARSOVA, Vera | f | 1-1 | 0-0 | 2-2 | 1-01 | 0 | 4 | 0 | 1 | 0 | 0 | 3 | | |
| 22 | PHANORD, Fallon | g | 1-3 | 0-0 | 1-2 | 0-11 | 1 | 3 | 0 | 0 | 0 | 1 | 8 | | |
| 30 | WILSON, Hutashi | g | 3-8 | 2-5 | 0-0 | 0-22 | 0 | 8 | 4 | 2 | 0 | 0 | 25 | | |
| 05 | DHAHABU, Imani | g | 3-7 | 0-0 | 4-5 | 2-57 | 0 | 10 | 0 | 1 | 0 | 1 | 8 | | |
| TEAM | | | 1-23 | | | | | | | | | | | | |
| Totals | | | 35-71 | 8-17 | 15-19 | 16-30-46 | 18 | 93 | 26 | 16 | 3 | 12 | 200 | | |
| TOTAL FG% | | | 1st Half: 20-35 57.1% | | 2nd Half: 15-36 41.7% | | Game: 49.3% | | DEADB | | | | | | |
| 3Pt. FG% | | | 1st Half: 5-8 62.5% | | 2nd Half: 3-9 33.3% | | Game: 47.1% | | REBS | | | | | | |
| F Throw % | | | 1st Half: 10-11 90.9% | | 2nd Half: 5-8 62.5% | | Game: 78.9% | | 1 | | | | | | |

HOME TEAM: Morehead State 0-1

| # | Player Name | | TOT-FG | | 3-PT | | REBOUNDS | | PF | TP | A | TO | BLK | S | MIN |
|-----------|-------------------|---|----------------------|--------|-----------------------|-----------|-------------|----|-------|----|---|----|-----|----|-----|
| | | | FG-FGA | FG-FGA | FT-FTA | OF-DE-TOT | | | | | | | | | |
| 34 | HOWARD, Shermeca | f | 1-6 | 0-2 | 1-2 | 0-00 | 1 | 3 | 0 | 3 | 0 | 0 | 0 | 14 | |
| 50 | WILLIAMS, DeVonda | f | 1-4 | 0-0 | 6-10 | 3-25 | 3 | 8 | 1 | 3 | 0 | 0 | 0 | 21 | |
| 12 | JOHNSON, Shelly | c | 4-7 | 0-0 | 0-0 | 4-26 | 4 | 8 | 0 | 2 | 2 | 3 | 30 | | |
| 35 | GEARHART, Megan | g | 4-17 | 1-7 | 1-1 | 1-23 | 0 | 10 | 0 | 4 | 0 | 1 | 29 | | |
| 41 | BROWN, Kandi | g | 1-11 | 0-8 | 2-2 | 1-56 | 2 | 4 | 3 | 7 | 1 | 1 | 26 | | |
| 10 | PLANTE, Jessie | g | 2-5 | 0-2 | 0-0 | 1-45 | 1 | 4 | 2 | 0 | 0 | 1 | 21 | | |
| 11 | GILMORE, Haley | g | 4-6 | 3-5 | 0-0 | 0-00 | 0 | 11 | 2 | 0 | 0 | 0 | 14 | | |
| 13 | WALE, La'Keta | g | 1-1 | 0-0 | 0-2 | 1-01 | 1 | 2 | 0 | 3 | 0 | 0 | 11 | | |
| 21 | JOHNSON, TaNeisha | g | 0-0 | 0-0 | 2-4 | 0-11 | 2 | 2 | 1 | 2 | 0 | 0 | 10 | | |
| 32 | WILLIAMS, Holly | g | 0-0 | 0-0 | 0-0 | 0-00 | 1 | 0 | 0 | 1 | 0 | 0 | 5 | | |
| 40 | WHITE, Patti | g | 0-0 | 0-0 | 0-0 | 0-11 | 0 | 0 | 0 | 0 | 0 | 0 | 1 | | |
| 42 | COLLINS, Natalie | g | 1-2 | 0-0 | 0-0 | 2-13 | 2 | 2 | 0 | 0 | 0 | 0 | 18 | | |
| TEAM | | | 3-58 | | | | | | | | | | | | |
| Totals | | | 19-59 | 4-24 | 12-21 | 16-23-39 | 17 | 54 | 9 | 26 | 3 | 5 | 200 | | |
| TOTAL FG% | | | 1st Half: 8-29 27.6% | | 2nd Half: 11-30 36.7% | | Game: 32.2% | | DEADB | | | | | | |
| 3Pt. FG% | | | 1st Half: 1-10 10.0% | | 2nd Half: 3-14 21.4% | | Game: 16.7% | | REBS | | | | | | |
| F Throw % | | | 1st Half: 7-11 63.6% | | 2nd Half: 5-10 50.0% | | Game: 57.1% | | 3 | | | | | | |

Officials: Philip Freets, Kevin Smith, Julie May
Technical fouls: University of Miami-None. Morehead State-None.
Attendance: 418

| Score by Periods | 1st | 2nd | Total |
|------------------|-----|-----|-------|
| Miami | 55 | 38 | 93 |
| Morehead State | 24 | 30 | 54 |

First game of Morehead Tourism Commission Tip-Off Classic
MSU loses its season-opener for the first time in five years
MSU's home win streak snapped at four, loses first-ever meeting with Miami-FL
MSU's S. Johnson sets career highs in points, rebounds, steals and blocks

Game 2 - Miami 90, Eastern Kentucky 81 November 23, 2003 - Ellis T. Johnson Arena

MOREHEAD, Ky.—Tamara James (Dania, Fla.) scored a career-high 37 points to lead the Miami women's basketball to a 90-81 victory over Eastern Kentucky in the final game of the Morehead Tourism Commission Tip-Off Classic in Morehead, Ky.

James was 14-of-18 from the field and eight-of-12 from the free-throw line. She also grabbed seven rebounds.

Shaquana Wilkins (Plymouth, Fla.) recorded a double-double with 16 points and 11 rebounds.

Miami opened the game on a 13-3 run and owned its largest lead of the half, 18 points, at 13:13.

The closest the Colonels came to taking the lead in the first 20 minutes of play was an eight point deficit in the final two minutes of the half. Miami led 45-36 at half-time, shooting 54.8 percent from the field, compared to 35.6 percent for ECU.

The Colonels came out and scored a quick four points off of back-to-back Miami turnovers cutting the UM lead to five points in the second half.

The Hurricanes regained control and beat ECU by nine points.

VISITORS: University of Miami 2-0

| # | Player Name | | TOT-FG | | 3-PT | | REBOUNDS | | PF | TP | A | TO | BLK | S | MIN |
|-----------|---------------------|---|-----------------------|--------|-----------------------|-----------|-------------|----|-------|----|---|----|-----|---|-----|
| | | | FG-FGA | FG-FGA | FT-FTA | OF-DE-TOT | | | | | | | | | |
| 23 | WILKINS, Shaquana | f | 5-7 | 0-0 | 6-8 | 2-9-11 | 1 | 16 | 4 | 2 | 3 | 1 | 37 | | |
| 3 | KNIGHT, Melissa | f | 7-13 | 1-2 | 0-0 | 1-45 | 3 | 15 | 3 | 5 | 0 | 1 | 37 | | |
| 53 | BROUSSARD, Chanivia | c | 2-2 | 0-0 | 1-2 | 1-12 | 5 | 5 | 1 | 3 | 1 | 0 | 5 | | |
| 10 | MCCORMICK, Yalonda | g | 4-10 | 1-2 | 2-2 | 0-11 | 3 | 11 | 9 | 7 | 1 | 4 | 37 | | |
| 2 | JAMES, Tamara | g | 14-18 | 1-3 | 8-12 | 3-47 | 4 | 3 | 7 | 3 | 4 | 13 | 40 | | |
| 1 | MARINCIC, Tatjana | g | 0-0 | 0-0 | 0-0 | 0-00 | 1 | 0 | 0 | 0 | 0 | 1 | 4 | | |
| 22 | PHANORD, Fallon | g | 0-0 | 0-0 | 0-0 | 0-00 | 0 | 0 | 0 | 0 | 0 | 0 | 3 | | |
| 30 | WILSON, Hutashi | g | 0-4 | 0-2 | 2-4 | 2-13 | 0 | 2 | 5 | 1 | 1 | 0 | 15 | | |
| 5 | DHAHABU, Imani | g | 0-3 | 0-0 | 4-6 | 2-13 | 4 | 4 | 0 | 2 | 1 | 1 | 22 | | |
| TEAM | | | 1-56 | | | | | | | | | | | | |
| Totals | | | 32-57 | 3-9 | 23-34 | 12-26-38 | 21 | 90 | 25 | 24 | 8 | 11 | 200 | | |
| TOTAL FG% | | | 1st Half: 17-31 54.8% | | 2nd Half: 15-26 57.7% | | Game: 56.1% | | DEADB | | | | | | |
| 3Pt. FG% | | | 1st Half: 2-7 28.6% | | 2nd Half: 1-2 50.0% | | Game: 33.3% | | REBS | | | | | | |
| F Throw % | | | 1st Half: 9-14 64.3% | | 2nd Half: 14-20 70.0% | | Game: 67.6% | | 6 | | | | | | |

HOME TEAM: Eastern Kentucky 1-1

| # | Player Name | | TOT-FG | | 3-PT | | REBOUNDS | | PF | TP | A | TO | BLK | S | MIN |
|-----------|---------------------|---|-----------------------|--------|-----------------------|-----------|-------------|----|-------|----|---|----|-----|---|-----|
| | | | FG-FGA | FG-FGA | FT-FTA | OF-DE-TOT | | | | | | | | | |
| 20 | ECKERLE, Miranda | f | 4-14 | 1-1 | 4-5 | 5-49 | 2 | 1 | 3 | 0 | 0 | 2 | 29 | | |
| 42 | COOK, Candis | f | 0-6 | 0-0 | 6-6 | 5-27 | 3 | 6 | 1 | 3 | 1 | 0 | 20 | | |
| 45 | GARRETT, Pam | c | 4-8 | 0-0 | 1-3 | 4-15 | 4 | 9 | 1 | 3 | 0 | 1 | 19 | | |
| 12 | SHELTON, Laura | g | 2-9 | 1-4 | 4-4 | 0-33 | 2 | 9 | 3 | 3 | 0 | 1 | 26 | | |
| 33 | KELLY, Katie | g | 3-8 | 3-6 | 3-4 | 0-00 | 2 | 12 | 2 | 0 | 0 | 0 | 17 | | |
| 10 | PIERRE, Louisa | g | 0-1 | 0-0 | 0-0 | 0-00 | 1 | 0 | 0 | 0 | 0 | 0 | 3 | | |
| 11 | CARR, Leigh | g | 7-12 | 3-4 | 0-0 | 2-24 | 2 | 1 | 7 | 2 | 0 | 0 | 28 | | |
| 14 | McCLUNEY, Ommi | g | 1-5 | 0-2 | 0-0 | 1-01 | 2 | 2 | 4 | 3 | 0 | 1 | 14 | | |
| 21 | HUFFMAN, Ashleigh | g | 5-8 | 3-6 | 0-0 | 0-11 | 0 | 13 | 3 | 2 | 0 | 1 | 15 | | |
| 23 | BINION, Alicia | g | 0-0 | 0-0 | 0-0 | 0-11 | 2 | 0 | 2 | 2 | 0 | 0 | 17 | | |
| 40 | JOHNSON, Kiejon | g | 0-2 | 0-1 | 0-0 | 0-00 | 1 | 0 | 0 | 1 | 0 | 0 | 5 | | |
| 5 | HALA'API'API, Fatai | g | 0-0 | 0-0 | 0-0 | 1-12 | 4 | 0 | 0 | 3 | 1 | 0 | 7 | | |
| TEAM | | | 4-37 | | | | | | | | | | | | |
| Totals | | | 26-73 | 11-24 | 18-22 | 22-18-40 | 25 | 81 | 18 | 22 | 2 | 7 | 200 | | |
| TOTAL FG% | | | 1st Half: 12-35 34.3% | | 2nd Half: 14-38 36.8% | | Game: 35.6% | | DEADB | | | | | | |
| 3Pt. FG% | | | 1st Half: 4-8 50.0% | | 2nd Half: 7-16 43.8% | | Game: 45.8% | | REBS | | | | | | |
| F Throw % | | | 1st Half: 8-9 88.9% | | 2nd Half: 10-13 76.9% | | Game: 81.8% | | 3 | | | | | | |

Officials: Robin Orr, Jack Whittemore, Paul Terry
Technical fouls: University of Miami-None. Eastern Kentucky-None.
Attendance: 386

| Score by Periods | 1st | 2nd | Total |
|------------------|-----|-----|-------|
| Miami | 45 | 45 | 90 |
| Eastern Kentucky | 36 | 45 | 81 |

Miami finishes tournament with only 2-0 record
Miami leads all-time series, 2-1
Miami's James tallies career high with 37 points
EKU's Carr notches a career high with 17 points

2003-2004 Recaps and Boxscores

Game 3 - Miami 62, South Florida 55 November 25, 2003 - USF Sun Dome

TAMPA, Fla.—Yalonda McCormick (Miami, Fla.) scored 18 points to lead the Miami women's basketball team to a 62-55 victory over South Florida Tuesday night in Tampa, Fla.

The Hurricanes improve to 3-0 on the season while the Bulls fall to 1-2 overall.

The teams traded baskets early in the first half until South Florida took the 16-15 lead at 8:09. The Bulls continued to build on the one-point lead taking a six-point advantage 32-26 into the locker room at the half.

Both teams made only 12 field goals shooting 34.3 percent in the first half. USF held the advantage hitting eight-of-eight from the free throw line, while Miami was zero for one from the charity stripe.

USF increased its lead to eight with 16:59 remaining in the game and then went scoreless for the next six minutes. The Hurricanes took advantage of the scoring drought and went on an 11-0 run to take the 39-36 lead with 11:35 to play.

The Bulls tied the game two more times before Miami went on an 8-0 run to take its largest lead of eight (49-41) at 7:33.

USF pulled within three of Miami (58-55) with 1:48 remaining in the game but missed three shots in a row before turning the ball over with 28 seconds left in the game.

The Bulls were forced to foul the Hurricanes. McCormick knocked in four-of-six free throws in the last 28 seconds to secure the win over the Bulls.

McCormick dished out seven assists and grabbed five rebounds.

Melissa Knight (Philadelphia, Pa.) scored 13 points and picked up five rebounds, while Chanivia Broussard (Miami, Fla.) added 10 points and seven boards.

Miami shot 35.9 percent from the field for the game, while USF shot 30.4 percent. The Bulls out-rebounded Miami 55 to 39.

The Hurricanes forced 20 USF turnovers while committing 14 of their own.

VISITORS: University of Miami 3-0

| # | Player Name | TOT-FG | | 3-PT | | REBOUNDS | | PF | TP | A | TO | BLK | S | MIN |
|-----------|----------------------|--------|-----------------------|--------|-----------------------|----------|-------------|-------|----|----|----|-----|-----|-----|
| | | FG-FGA | FG-FGA | FT-FTA | OF-DE-TOT | | | | | | | | | |
| 03 | KNIGHT, Melissa | f | 5-8 | 1-3 | 2-4 | 1-4-5 | 2 | 13 | 2 | 2 | 1 | 1 | 1 | 40 |
| 23 | WILKINS, Shaquana | f | 3-7 | 0-0 | 1-1 | 1-2-3 | 0 | 6 | 0 | 2 | 0 | 1 | 1 | 19 |
| 53 | BROUSSARD, Chanivia | f | 5-10 | 0-1 | 0-0 | 2-5-7 | 5 | 10 | 0 | 1 | 1 | 3 | 25 | |
| 02 | JAMES, Tamara | g | 3-14 | 1-5 | 2-2 | 2-5-7 | 1 | 9 | 3 | 2 | 1 | 1 | 40 | |
| 10 | McCORMICK, Yalonda.. | g | 5-16 | 2-6 | 6-8 | 1-4-5 | 2 | 18 | 7 | 5 | 1 | 2 | 40 | |
| 01 | MARINIC, Tajana | | 2-6 | 0-1 | 2-2 | 3-2-5 | 1 | 6 | 0 | 0 | 0 | 0 | 18 | |
| 05 | DHAHABU, Imani | | 0-1 | 0-0 | 0-0 | 1-1-2 | 1 | 0 | 0 | 1 | 0 | 1 | 5 | |
| 22 | PHANORD, Fallon | | 0-1 | 0-0 | 0-0 | 0-0-0 | 0 | 0 | 0 | 0 | 0 | 0 | 1 | |
| 30 | WILSON, Hutashi | | 0-1 | 0-1 | 0-0 | 0-1-1 | 2 | 0 | 2 | 1 | 0 | 0 | 12 | |
| TEAM | | | | | 1-34 | | | | | | | | | |
| Totals | | | 23-64 | 4-17 | 12-17 | 12-23-39 | 14 | 62 | 14 | 14 | 4 | 9 | 200 | |
| TOTAL FG% | | | 1st Half: 12-35 34.3% | | 2nd Half: 11-29 37.9% | | Game: 35.9% | DEADB | | | | | | |
| 3PT. FG% | | | 1st Half: 2-7 28.6% | | 2nd Half: 2-10 20.0% | | Game: 23.5% | REBS | | | | | | |
| F Throw % | | | 1st Half: 0-1 0.0% | | 2nd Half: 12-16 75.0% | | Game: 70.6% | 1 | | | | | | |

HOME TEAM: South Florida 1-2

| # | Player Name | TOT-FG | | 3-PT | | REBOUNDS | | PF | TP | A | TO | BLK | S | MIN |
|-----------|-------------------|--------|-----------------------|--------|----------------------|----------|-------------|-------|----|----|----|-----|-----|-----|
| | | FG-FGA | FG-FGA | FT-FTA | OF-DE-TOT | | | | | | | | | |
| 01 | PARSONS, Ezria | | 0-0 | 0-0 | 0-0 | 0-1-1 | 0 | 0 | 0 | 0 | 0 | 0 | 3 | |
| 02 | SHEATS, Rachael | | 0-1 | 0-0 | 0-0 | 0-1-1 | 0 | 0 | 1 | 2 | 0 | 1 | 10 | |
| 03 | GILMORE, Aneadra | | 3-6 | 0-1 | 4-5 | 2-4-6 | 4 | 10 | 5 | 3 | 0 | 2 | 27 | |
| 20 | TAPE, Melissa | | 2-3 | 1-2 | 0-0 | 0-1-1 | 3 | 5 | 0 | 0 | 0 | 0 | 14 | |
| 22 | ARMSTRONG, Andrea | | 2-8 | 0-2 | 2-2 | 2-4-6 | 2 | 6 | 2 | 1 | 0 | 1 | 32 | |
| 25 | DICKSON, Jessica | | 5-16 | 0-3 | 4-4 | 3-2-5 | 1 | 14 | 2 | 4 | 0 | 1 | 36 | |
| 32 | MILLER, Nalini | | 5-15 | 0-0 | 0-0 | 7-13-20 | 3 | 10 | 0 | 3 | 4 | 2 | 24 | |
| 35 | SAYLES, Rae Rae | | 1-3 | 0-8 | 2-2 | 3-3-6 | 1 | 4 | 6 | 3 | 2 | 0 | 31 | |
| 45 | CAMBRIDGE, Sharon | | 3-7 | 0-0 | 0-0 | 2-4-6 | 2 | 6 | 0 | 4 | 0 | 0 | 23 | |
| TEAM | | | | | 2-4 | | | | | | | | | |
| Totals | | | 21-69 | 1-16 | 12-13 | 21-34-55 | 16 | 55 | 16 | 20 | 6 | 7 | 200 | |
| TOTAL FG% | | | 1st Half: 12-35 34.3% | | 2nd Half: 9-34 26.5% | | Game: 30.4% | DEADB | | | | | | |
| 3PT. FG% | | | 1st Half: 0-6 0.0% | | 2nd Half: 1-10 10.0% | | Game: 6.3% | REBS | | | | | | |
| F Throw % | | | 1st Half: 8-8 100% | | 2nd Half: 4-5 80.0% | | Game: 92.3% | 1 | | | | | | |

Officials: Bryan Enterline, David Kramer, Cameron Inouye
 Technical fouls: University of Miami-None. South Florida-None.
 Attendance: 413

| Score by Periods | 1st | 2nd | Total |
|------------------|-----|-----|-------|
| Miami | 26 | 36 | 62 |
| South Florida | 32 | 23 | 55 |

Points in the paint-MIAMI 32,USF 24. Points off turnovers-MIAMI 18,USF 14.
 2nd chance points-MIAMI 13,USF 12. Fast break points-MIAMI 6,USF 8.
 Bench points-MIAMI 6,USF 55. Score tied-4 times. Lead changed-8 times.
 Last FG-MIAMI 2nd-02:26, USF 2nd-01:48.

Game 4 - Miami 82, Weber State 60 November 28, 2003 - McKeon Pavilion

MORAGA, Calif.—Shaquana Wilkins (Plymouth, Fla.) scored 22 points to lead the Miami women's basketball team to an 82-60 victory over Weber State in the first round of the Hilton Concord Thanksgiving Classic Friday night in Moraga, Calif.

Miami will face Bradley in the Championship game Saturday at 8 p.m. EST. Bradley knocked off host Saint Mary's in the opening round.

The Hurricanes open the season 4-0 for the first time since the 1989-90 season. Weber State falls to 0-3 on the season.

Wilkins scored 16 of her 22 points in the first half and grabbed a team-high six rebounds in the win.

Chanivia Broussard (Miami, Fla.) scored all 16 of her points in the second half, while Melissa Knight (Philadelphia, Pa.) added 15 points for the third time this season.

Miami shot a blistering 59.6 percent from the field in the game, while Weber State shot 37.0 percent.

Weber State kept it a close game in the first half hitting 7-of-19 from three-point range. The Hurricanes were only up by two points (32-30) with 3:15 remaining in the first half until Wilkins connected on a three-point play and hit a layup to put Miami up by seven (37-30) at halftime.

Miami opened the second half on a 17-4 run taking a 54-34 lead with 14 minutes left to play. Weber State pulled within 13 points (59-46) of Miami with just under nine minutes in the game but that was the closest they would come to catching UM.

The Hurricanes shot 63.6 percent in the second half outscoring the Wildcats 45-30.

Miami hit 17-of-20 (.850) from the free throw line in the second half as Weber State committed 15 fouls.

VISITORS: University of Miami 4-0

| # | Player Name | TOT-FG | | 3-PT | | REBOUNDS | | PF | TP | A | TO | BLK | S | MIN |
|-----------|----------------------|--------|-----------------------|--------|-----------------------|----------|-------------|-------|----|----|----|-----|-----|-----|
| | | FG-FGA | FG-FGA | FT-FTA | OF-DE-TOT | | | | | | | | | |
| 02 | JAMES, Tamara | * | 3-9 | 0-1 | 2-3 | 0-4-4 | 3 | 8 | 2 | 3 | 0 | 1 | 33 | |
| 03 | KNIGHT, Melissa | * | 7-8 | 0-0 | 1-2 | 2-3-5 | 3 | 15 | 3 | 3 | 0 | 1 | 31 | |
| 10 | McCORMICK, Yalonda.. | * | 3-6 | 1-2 | 0-0 | 2-3-5 | 3 | 7 | 4 | 1 | 0 | 0 | 25 | |
| 23 | WILKINS, Shaquana | * | 8-10 | 0-0 | 6-8 | 1-5-6 | 1 | 22 | 1 | 0 | 0 | 1 | 28 | |
| 53 | BROUSSARD, Chanivia. | * | 6-11 | 0-0 | 2-2 | 0-2-2 | 0 | 14 | 1 | 1 | 0 | 0 | 26 | |
| 00 | AUDIBERT, Amy | | 0-0 | 0-0 | 0-0 | 0-1-1 | 0 | 0 | 0 | 0 | 0 | 0 | 3 | |
| 01 | MARINIC, Tajana | | 1-2 | 0-0 | 0-0 | 2-3-5 | 1 | 2 | 0 | 1 | 0 | 1 | 19 | |
| 05 | DHAHABU, Imani | | 1-4 | 0-0 | 4-4 | 0-1-1 | 0 | 6 | 0 | 0 | 0 | 0 | 9 | |
| 15 | ARSOVA, Vera. | | 0-0 | 0-0 | 0-0 | 0-1-1 | 0 | 0 | 0 | 2 | 0 | 0 | 2 | |
| 22 | PHANORD, Fallon | | 0-0 | 0-0 | 0-0 | 0-0-0 | 0 | 1 | 2 | 1 | 1 | 1 | 8 | |
| 30 | WILSON, Hutashi | | 2-2 | 0-0 | 4-5 | 1-1-2 | 1 | 8 | 0 | 4 | 0 | 1 | 16 | |
| TEAM | | | | | 6-6 | | | | | | | | | |
| Totals | | | 31-52 | 1-3 | 19-24 | 8-30-38 | 12 | 82 | 12 | 17 | 1 | 6 | 200 | |
| TOTAL FG% | | | 1st Half: 17-30 56.7% | | 2nd Half: 14-22 63.6% | | Game: 59.6% | DEADB | | | | | | |
| 3PT. FG% | | | 1st Half: 1-2 50.0% | | 2nd Half: 0-1 0.0% | | Game: 33.3% | REBS | | | | | | |
| F Throw % | | | 1st Half: 2-4 50.0% | | 2nd Half: 17-20 85.0% | | Game: 79.2% | 1 | | | | | | |

HOME TEAM: Weber State 0-3

| # | Player Name | TOT-FG | | 3-PT | | REBOUNDS | | PF | TP | A | TO | BLK | S | MIN |
|-----------|----------------------|--------|-----------------------|--------|-----------------------|----------|-------------|-------|----|----|----|-----|-----|-----|
| | | FG-FGA | FG-FGA | FT-FTA | OF-DE-TOT | | | | | | | | | |
| 05 | Hesselbach, Kristen. | * | 1-5 | 1-2 | 0-0 | 1-1-2 | 3 | 3 | 3 | 1 | 0 | 0 | 21 | |
| 12 | Gjertsen, Julie | * | 3-13 | 3-9 | 4-4 | 1-1-2 | 0 | 13 | 2 | 2 | 1 | 1 | 31 | |
| 13 | Hille, Lindsey | * | 6-11 | 3-7 | 0-0 | 0-0-0 | 3 | 15 | 2 | 1 | 0 | 0 | 27 | |
| 34 | Sampson, Angela | * | 2-3 | 0-0 | 1-3 | 2-8-10 | 3 | 5 | 0 | 1 | 1 | 1 | 29 | |
| 42 | Nelson, Brooke | * | 0-0 | 0-0 | 2-4 | 2-1-3 | 1 | 2 | 0 | 1 | 0 | 2 | 11 | |
| 04 | Clyder-Gardner, K | | 4-7 | 2-5 | 0-0 | 0-4-4 | 2 | 10 | 1 | 1 | 0 | 0 | 21 | |
| 10 | Mickelsen, Marci | | 1-3 | 1-1 | 0-0 | 0-0-0 | 0 | 3 | 3 | 1 | 0 | 1 | 9 | |
| 14 | Porter, Laura | | 1-3 | 1-2 | 0-0 | 0-0-0 | 1 | 3 | 1 | 0 | 0 | 1 | 11 | |
| 15 | Robertson, Sheila | | 1-8 | 1-6 | 0-0 | 0-0-0 | 2 | 3 | 1 | 5 | 0 | 0 | 22 | |
| 22 | Releford, Shantee | | 0-0 | 0-0 | 1-2 | 0-1-1 | 2 | 1 | 0 | 0 | 0 | 0 | 4 | |
| 24 | O'Neill, Becky | | 1-1 | 0-0 | 0-0 | 1-0-1 | 3 | 2 | 0 | 1 | 0 | 0 | 11 | |
| 55 | McGuire, Erica | | 0-0 | 0-0 | 0-0 | 0-0-0 | 2 | 0 | 1 | 1 | 0 | 0 | 3 | |
| TEAM | | | | | 1-1-2 | | | | | | | | | |
| Totals | | | 20-54 | 12-32 | 8-13 | 7-17-24 | 22 | 60 | 14 | 15 | 2 | 6 | 200 | |
| TOTAL FG% | | | 1st Half: 10-28 35.7% | | 2nd Half: 10-26 38.5% | | Game: 37.0% | DEADB | | | | | | |
| 3PT. FG% | | | 1st Half: 7-19 36.8% | | 2nd Half: 5-13 38.5% | | Game: 37.5% | REBS | | | | | | |
| F Throw % | | | 1st Half: 3-6 50.0% | | 2nd Half: 5-7 71.4% | | Game: 61.5% | 2 | | | | | | |

Officials: Connie Perkins, Karen Riba, Mary Whatford
 Technical fouls: University of Miami-None. Weber State-None.
 Attendance:

| Score by Periods | 1st | 2nd | Total |
|------------------|-----|-----|-------|
| Miami | 37 | 45 | 82 |
| Weber State | 30 | 30 | 60 |

Hilton Concord Thanksgiving Classic
 Points in the paint-MIAMI 30,WSU 6. Points off turnovers-MIAMI 16,WSU 18.
 2nd chance points-MIAMI 13,WSU 4. Fast break points-MIAMI 0,WSU 0.
 Bench points-MIAMI 16,WSU 22. Score tied-3 times. Lead changed-4 times.

2003-2004 Recaps and Boxscores

Game 5 - Miami 70, Bradley 52 November 29, 2003 - McKeon Pavilion

MORAGA, Calif.—The Miami women's basketball team beat Bradley University 70-52 in the Championship game of the Hilton Concord Thanksgiving Classic Saturday night in Moraga, Calif.

The Hurricanes improve to 5-0 on the season, the best start since the 1989-90 season. Bradley falls to 1-3 on the year after beating host Saint Mary's in overtime Friday night.

All five Miami starters scored in double-digits. Shaquana Wilkins (Plymouth, Fla.) recorded her second double-double of the season with 14 points and 10 rebounds in 27 minutes of action.

Tamara James (Dania, Fla.) and Melissa Knight (Philadelphia, Pa.) also scored 14 points a piece, while Chanivia Broussard (Miami, Fla.) and Yalonda McCormick (Miami, Fla.) added 10 points each.

The lead changed times seven times in the first five minutes of play, until Miami went on a 10-0 run to take a 23-11 lead with 10:54 in the half.

The Hurricanes continued to build on their lead taking a 42-26 advantage into the locker room at halftime.

Miami continued to dominate the second half, holding its largest lead of 32 points (68-36) with seven minutes remaining in the game.

The Braves made a 16-2 over the last seven minutes but were unable to catch Miami.

The Hurricanes shot 41.2 percent from the field, compared to 37.7 percent for Bradley.

VISITORS: University of Miami 5-0

| # | Player Name | TOT-FG | | 3-PT | FT-FTA | REBOUNDS | | PF | TP | A | TO | BLK | S | MIN |
|--------|---------------------|--------|-------|-------|----------|-----------|----|----|----|---|----|-----|----|-----|
| | | FG-GA | FG-GA | | | OF-DE-TOT | PF | | | | | | | |
| 02 | JAMES, Tamara | * 6-15 | 1-5 | 1-1 | 0-1-1 | 0 | 14 | 1 | 0 | 1 | 1 | 1 | 29 | |
| 03 | KNIGHT, Melissa | * 6-11 | 0-2 | 2-3 | 3-2-5 | 3 | 14 | 3 | 3 | 1 | 4 | 31 | | |
| 10 | McCORMICK, Yalonda | * 4-10 | 2-6 | 0-0 | 1-4-5 | 1 | 10 | 8 | 3 | 1 | 4 | 27 | | |
| 23 | WILKINS, Shaquana | * 5-9 | 0-0 | 4-5 | 5-5-10 | 2 | 14 | 2 | 1 | 1 | 2 | 27 | | |
| 53 | BROUSSARD, Chanivia | * 5-11 | 0-0 | 0-0 | 1-2-3 | 4 | 10 | 1 | 1 | 1 | 1 | 24 | | |
| 00 | AUDIBERT, Amy | 0-1 | 0-0 | 0-0 | 0-0-0 | 0 | 0 | 0 | 1 | 0 | 0 | 3 | | |
| 01 | MARINIC, Tatjana | 1-5 | 0-0 | 1-2 | 1-3-4 | 2 | 3 | 1 | 1 | 0 | 1 | 12 | | |
| 05 | DHAHABU, Imani | 0-0 | 0-0 | 0-0 | 1-0-1 | 1 | 0 | 0 | 0 | 0 | 0 | 9 | | |
| 15 | ARSOVA, Vera | 0-0 | 0-0 | 0-0 | 0-1-1 | 1 | 0 | 0 | 1 | 0 | 0 | 5 | | |
| 22 | PHANORD, Fallon | 0-2 | 0-0 | 0-0 | 1-1-2 | 0 | 1 | 0 | 0 | 0 | 0 | 12 | | |
| 30 | WILSON, Hutashi | 1-4 | 1-1 | 2-2 | 2-2-4 | 1 | 5 | 3 | 4 | 0 | 2 | 21 | | |
| TEAM | | | | | | | | | | | | | | |
| Totals | | 28-68 | 4-14 | 10-13 | 16-24-40 | 15 | 70 | 20 | 15 | 5 | 15 | 200 | | |

| | | | |
|---------------------------------|-----------------------|-------------|-------|
| TOTAL FG% 1st Half: 17-36 47.2% | 2nd Half: 11-32 34.4% | Game: 41.2% | DEADB |
| 3Pt. FG% 1st Half: 2-8 25.0% | 2nd Half: 2-6 33.3% | Game: 28.6% | REBS |
| F Throw % 1st Half: 6-7 85.7% | 2nd Half: 4-6 66.7% | Game: 76.9% | 2 |

HOME TEAM: Bradley 1-3

| # | Player Name | TOT-FG | | 3-PT | FT-FTA | REBOUNDS | | PF | TP | A | TO | BLK | S | MIN |
|--------|--------------------|--------|-------|------|----------|-----------|----|----|----|---|----|-----|----|-----|
| | | FG-GA | FG-GA | | | OF-DE-TOT | PF | | | | | | | |
| 05 | Brown, Jen | * 3-6 | 1-3 | 0-0 | 1-1-2 | 2 | 7 | 3 | 0 | 0 | 1 | 1 | 22 | |
| 15 | Mueller, Genny | * 0-3 | 0-2 | 0-0 | 0-0-0 | 2 | 0 | 1 | 1 | 1 | 0 | 10 | | |
| 40 | Fuller, Amy | * 2-11 | 0-0 | 1-2 | 2-2-4 | 1 | 5 | 3 | 2 | 0 | 1 | 32 | | |
| 44 | Waterman, Va'Nicia | * 3-9 | 2-7 | 0-0 | 0-4-4 | 2 | 8 | 1 | 1 | 0 | 1 | 30 | | |
| 55 | Williams, Dena | * 1-3 | 0-0 | 0-0 | 2-3-5 | 1 | 2 | 0 | 1 | 1 | 1 | 18 | | |
| 11 | Liberatore, Alex | 2-5 | 0-0 | 2-2 | 2-3-5 | 3 | 6 | 0 | 5 | 1 | 1 | 22 | | |
| 12 | Hartke, Molly | 1-3 | 0-2 | 0-2 | 1-2-3 | 0 | 2 | 5 | 3 | 0 | 1 | 24 | | |
| 21 | Nelson, Erika | 0-1 | 0-0 | 0-0 | 0-1-1 | 1 | 0 | 0 | 3 | 0 | 0 | 7 | | |
| 22 | Lugge, Jaime | 2-5 | 0-1 | 0-0 | 0-2-2 | 1 | 4 | 0 | 3 | 0 | 0 | 8 | | |
| 23 | Hackman, Kayla | 0-0 | 0-0 | 0-0 | 0-1-1 | 0 | 0 | 0 | 0 | 1 | 0 | 0 | | |
| 30 | Begy, Kory | 0-0 | 0-0 | 0-0 | 0-1-1 | 0 | 0 | 0 | 0 | 0 | 0 | 1 | | |
| 50 | Peters, Amy | 9-15 | 0-0 | 0-3 | 2-3-5 | 0 | 18 | 0 | 1 | 0 | 0 | 26 | | |
| TEAM | | | | | | | | | | | | | | |
| Totals | | 23-61 | 3-15 | 3-9 | 14-28-42 | 13 | 52 | 13 | 20 | 4 | 6 | 200 | | |

| | | | |
|---------------------------------|-----------------------|-------------|-------|
| TOTAL FG% 1st Half: 10-27 37.0% | 2nd Half: 13-34 38.2% | Game: 37.7% | DEADB |
| 3Pt. FG% 1st Half: 3-9 33.3% | 2nd Half: 0-6 0.0% | Game: 20.0% | REBS |
| F Throw % 1st Half: 3-4 75.0% | 2nd Half: 0-5 0.0% | Game: 33.3% | 3 |

Officials: Jay Schumaker, Michelli Russi, Shawn Cather
 Technical fouls: University of Miami-None. Bradley-None.
 Attendance:

| Score by Periods | 1st | 2nd | Total |
|------------------|-----|-----|-------|
| Miami | 42 | 28 | 70 |
| Bradley | 26 | 26 | 52 |

Hilton Concord Thanksgiving Classic - Game #3
 Points in the paint-MIAMI 28, BU 30. Points off turnovers-MIAMI 25, BU 13.
 2nd chance points-MIAMI 8, BU 8. Fast break points-MIAMI 0, BU 0.
 Bench points-MIAMI 8, BU 30. Score tied 1 time. Lead changed 6 times.
 Last FG-MIAMI 2nd-03:20, BU 2nd-00:20.

Game 6 - Miami 78, FIU 58 December 2, 2003 - The Convocation Center

CORAL GABLES, Fla.—The University of Miami women's basketball team is off to its best start in school history, with a 78-58 win over cross-town rival Florida International University Tuesday night, the Hurricanes improve to 6-0 overall.

Miami started the 1979-80 and 1989-90 seasons on five-game winning streaks, the best start prior to the win over FIU.

The Hurricanes snapped a three-game losing streak to FIU (1-4) to earn its 30th all-time victory over the Golden Panthers. UM leads the all-time series 30-19.

Sophomore Tamara James (Dania, Fla.) led Miami with a game-high 23 points and six rebounds.

Seniors Chanivia Broussard (Miami, Fla.) and Shaquana Wilkins (Plymouth, Fla.) scored 15 points a piece.

Junior Melissa Knight (Philadelphia, Pa.) dished out a career-high 10 assists and added seven points.

Miami opened the game on a 20-4 run and maintained the double-digit lead the entire first half. UM owned a 42-27 lead at halftime shooting 56.3 percent from the field, compared to 39.3 percent for the Golden Panthers.

FIU came out and forced seven Miami turnovers in the first eight minutes of the second half sparking an 18-5 run, cutting UM's lead to two (47-45) with 12 minutes remaining in the game.

The Hurricanes built the lead back as the Golden Panthers only managed to score eight points over the next 10 minutes of play. UM took advantage and went on a 25-8 run to taking a 19-point (72-53) lead with two minutes left in the game.

Miami shot over 50 (52.5) percent in the game for the third time this season and forced a season-high 27 opponent turnovers. FIU shot 40.4 percent for the game.

The Hurricanes are back in action Friday, Dec. 12 hosting Florida at 7 p.m. in the Convocation Center.

VISITORS: Florida International 1-4

| # | Player Name | TOT-FG | | 3-PT | FT-FTA | REBOUNDS | | PF | TP | A | TO | BLK | S | MIN |
|--------|----------------------|--------|-------|-------|----------|-----------|----|----|----|---|----|-----|---|-----|
| | | FG-GA | FG-GA | | | OF-DE-TOT | PF | | | | | | | |
| 03 | Brown, Mistoria | 4-12 | 0-2 | 9-12 | 3-3-6 | 4 | 17 | 2 | 5 | 1 | 0 | 30 | | |
| 05 | Boz, Deniz | 0-4 | 0-3 | 0-0 | 0-0-0 | 2 | 0 | 2 | 3 | 0 | 1 | 19 | | |
| 10 | Jekabsons, Lasma | 0-1 | 0-0 | 0-0 | 1-1-2 | 0 | 0 | 0 | 0 | 1 | 0 | 5 | | |
| 12 | Moore, Doursiel | 0-0 | 0-0 | 0-0 | 0-0-0 | 0 | 0 | 0 | 1 | 0 | 0 | 3 | | |
| 13 | Cinite, Dace | 0-0 | 0-0 | 0-0 | 0-0-0 | 2 | 0 | 1 | 0 | 0 | 0 | 2 | | |
| 14 | Tomova, Milena | 7-12 | 0-2 | 1-3 | 2-3-5 | 2 | 15 | 1 | 0 | 4 | 5 | 36 | | |
| 20 | Neal, Asha | 0-0 | 0-0 | 0-0 | 0-0-0 | 0 | 0 | 0 | 0 | 0 | 0 | 2 | | |
| 21 | Makela, Eva.. | 2-4 | 0-0 | 2-2 | 1-0-1 | 3 | 6 | 1 | 1 | 0 | 0 | 26 | | |
| 22 | Bustamante, Allison. | 3-7 | 2-6 | 0-0 | 0-1-1 | 2 | 8 | 0 | 3 | 0 | 0 | 19 | | |
| 23 | Bernson, Liene | 0-2 | 0-0 | 0-0 | 2-0-2 | 1 | 0 | 1 | 0 | 0 | 0 | 5 | | |
| 44 | Bouderra, Faeza | 4-4 | 1-1 | 0-0 | 1-3-4 | 2 | 9 | 3 | 5 | 0 | 2 | 27 | | |
| 45 | Vrancheva, Ivelina.. | 1-6 | 1-4 | 0-0 | 2-2-4 | 1 | 3 | 4 | 9 | 0 | 1 | 22 | | |
| TEAM | | | | | | | | | | | | | | |
| Totals | | 21-52 | 4-18 | 12-17 | 15-17-32 | 19 | 58 | 15 | 27 | 6 | 9 | 200 | | |

| | | | |
|---------------------------------|-----------------------|-------------|-------|
| TOTAL FG% 1st Half: 11-28 39.3% | 2nd Half: 10-24 41.7% | Game: 40.4% | DEADB |
| 3Pt. FG% 1st Half: 1-9 11.1% | 2nd Half: 3-9 33.3% | Game: 22.2% | REBS |
| F Throw % 1st Half: 4-7 57.1% | 2nd Half: 8-10 80.0% | Game: 70.6% | 2 |

HOME TEAM: University of Miami 6-0

| # | Player Name | TOT-FG | | 3-PT | FT-FTA | REBOUNDS | | PF | TP | A | TO | BLK | S | MIN |
|--------|---------------------|--------|-------|-------|----------|-----------|----|----|----|---|----|-----|---|-----|
| | | FG-GA | FG-GA | | | OF-DE-TOT | PF | | | | | | | |
| 03 | KNIGHT, Melissa | f 3-10 | 0-1 | 1-2 | 1-1-2 | 4 | 7 | 10 | 4 | 2 | 3 | 30 | | |
| 53 | BROUSSARD, Chanivia | f 7-12 | 0-1 | 1-2 | 2-2-4 | 3 | 15 | 3 | 2 | 0 | 4 | 23 | | |
| 23 | WILKINS, Shaquana | c 5-8 | 0-0 | 5-5 | 3-2-5 | 2 | 15 | 0 | 3 | 0 | 3 | 26 | | |
| 02 | JAMES, Tamara | g 9-13 | 3-3 | 2-5 | 3-3-6 | 2 | 23 | 2 | 3 | 2 | 3 | 37 | | |
| 10 | McCORMICK, Yalonda | g 2-5 | 1-3 | 0-2 | 0-3-3 | 1 | 5 | 2 | 5 | 0 | 2 | 38 | | |
| 01 | MARINIC, Tatjana | 1-5 | 0-1 | 2-2 | 3-3-6 | 1 | 4 | 3 | 0 | 1 | 0 | 19 | | |
| 05 | DHAHABU, Imani | 1-1 | 0-0 | 0-0 | 1-2-3 | 0 | 2 | 0 | 0 | 0 | 0 | 2 | | |
| 15 | ARSOVA, Vera | 0-0 | 0-0 | 0-0 | 0-0-0 | 0 | 0 | 0 | 0 | 0 | 0 | 1 | | |
| 22 | PHANORD, Fallon | 0-0 | 0-0 | 0-0 | 0-0-0 | 0 | 0 | 0 | 0 | 0 | 0 | 4 | | |
| 30 | WILSON, Hutashi | 3-5 | 0-0 | 1-2 | 0-1-1 | 1 | 7 | 4 | 1 | 0 | 2 | 20 | | |
| TEAM | | | | | | | | | | | | | | |
| Totals | | 31-59 | 4-9 | 12-20 | 15-19-34 | 14 | 78 | 24 | 18 | 5 | 17 | 200 | | |

| | | | |
|---------------------------------|-----------------------|-------------|-------|
| TOTAL FG% 1st Half: 18-32 56.3% | 2nd Half: 13-27 48.1% | Game: 52.5% | DEADB |
| 3Pt. FG% 1st Half: 2-3 66.7% | 2nd Half: 2-6 33.3% | Game: 44.4% | REBS |
| F Throw % 1st Half: 4-7 57.1% | 2nd Half: 8-13 61.5% | Game: 60.0% | 4 |

Officials: Yvette McKinney, Eric Brewton, Shane Griffin
 Technical fouls: Florida International-None. University of Miami-None.
 Attendance: 457

| Score by Periods | 1st | 2nd | Total |
|-----------------------|-----|-----|-------|
| Florida International | 27 | 31 | 58 |
| MIAMI | 42 | 36 | 78 |

Points in the paint-FIU 20, MIAMI 46. Points off turnovers-FIU 15, MIAMI 39.
 2nd chance points-FIU 10, MIAMI 14. Fast break points-FIU 4, MIAMI 10.
 Bench points-FIU 58, MIAMI 13. Score tied 0 times. Lead changed 0 times. Last FG-FIU 2nd-00:35, MIAMI 2nd-00:53.

2003-2004 Recaps and Boxscores

Game 7 - Miami 80, Florida 75 December 12, 2003 - The Convocation Center

CORAL GABLES, Fla.—Senior Chanivia Broussard (Miami, Fla.) scored 22 points to lead the Miami women's basketball team to an 80-75 victory over in-state rival Florida Friday night in the Convocation Center in Coral Gables, Fla.

Miami snapped an eight-game losing streak to the Gators beating UF for the first time since the 1991-92 season.

Broussard also pulled down eight rebounds, picked up three steals and dished out three assists in the win.

Sophomore Tamara James (Dania, Fla.) scored 19 points and dished out four assists. Junior Yalonda McCormick (Miami, Fla.) scored 17 points, grabbed seven rebounds and tallied four assists.

After trading baskets over the first four minutes, Miami took the lead on a lay-up from Broussard at 16:22; the Hurricanes kept the lead the entire first half.

The Hurricanes led by as many as nine points in the first 20 minutes, taking a 38-34 advantage into the locker room at halftime.

In the second half the lead changed eight times, Miami owned the largest lead of seven points with 9:28 left in the game.

Florida's Danielle Santos made one-of-two free throws with 2:38 left in the game to give UF a 70-69 lead, but Broussard hit one-of-two from the charity strip to tie the game before James nailed a three-pointer with 1:05 remaining to give the Hurricanes a 73-70 advantage.

UF's Bernice Mosby hit a jumper, but McCormick knocked in her third three-pointer of the game, giving UM a 76-72 lead with 30 seconds remaining.

Mosby again answered for UF, hitting a three-pointer with 23.4 seconds left, drawing the Gators within one.

The Gators stole the ball off the in-bounds pass and immediately called a timeout. Florida had three shots all under the basket but missed all of them; McCormick came up with the rebound and was immediately fouled.

McCormick connected on both free-throws with 8.7 seconds remaining to give UM a 78-75 lead.

Florida turned the ball over bringing it up the floor and was forced to foul; James made both free throws to give UM a five-point lead, 80-75, with five seconds remaining.

VISITORS: Florida 5-2

| # | Player Name | F | TOT-FG | | 3-PT | | REBOUNDS | | | | | MIN | |
|--------|------------------|---|--------|--------|--------|-----------|----------|----|----|----|-----|-----|-----|
| | | | FG-FGA | FG-FGA | FT-FTA | OF-DE-TOT | PF | TP | A | TO | BLK | | S |
| 32 | Davis, Brittany | f | 0-2 | 0-0 | 1-2 | 1-2 | 4 | 1 | 0 | 1 | 0 | 1 | 11 |
| 45 | Morehead, Tashia | f | 5-16 | 3-10 | 4-6 | 2-3-5 | 1 | 17 | 5 | 3 | 0 | 2 | 37 |
| 55 | Hayden, Vanessa | c | 9-17 | 0-0 | 5-7 | 3-5-8 | 4 | 23 | 1 | 2 | 1 | 1 | 24 |
| 03 | Gregory, Tishona | g | 1-4 | 0-1 | 2-2 | 0-0-0 | 1 | 4 | 2 | 1 | 0 | 1 | 14 |
| 21 | Santos, Danielle | g | 1-4 | 0-1 | 2-4 | 0-1-1 | 3 | 4 | 1 | 0 | 1 | 4 | 27 |
| 11 | Lowe, Sarah.. | | 1-2 | 0-1 | 0-0 | 0-1-1 | 1 | 2 | 4 | 2 | 0 | 1 | 27 |
| 12 | Taylor, Tara. | | 0-0 | 0-0 | 0-0 | 0-0-0 | 0 | 0 | 1 | 0 | 0 | 0 | 3 |
| 23 | Williams, Tamia | | 1-4 | 0-3 | 0-0 | 0-1-1 | 0 | 2 | 1 | 0 | 0 | 1 | 13 |
| 33 | Mosby, Bernice | | 7-12 | 2-3 | 2-2 | 0-5-5 | 1 | 18 | 1 | 2 | 0 | 2 | 27 |
| 34 | Eshe, Dalila. | | 1-3 | 0-0 | 2-2 | 2-6-8 | 1 | 4 | 1 | 2 | 0 | 0 | 17 |
| TEAM | | | 1-4-5 | | | | | | | | | | |
| Totals | | | 26-64 | 5-19 | 18-25 | 9-27-36 | 16 | 75 | 17 | 13 | 2 | 13 | 200 |

| | | | | |
|-----------|-----------------------|-----------------------|-------------|-------|
| TOTAL FG% | 1st Half: 12-33 36.4% | 2nd Half: 14-31 45.2% | Game: 40.6% | DEADB |
| 3PT. FG% | 1st Half: 2-9 22.2% | 2nd Half: 3-10 30.0% | Game: 26.3% | REBS |
| F Throw % | 1st Half: 8-10 80.0% | 2nd Half: 10-15 66.7% | Game: 72.0% | 1 |

HOME TEAM: University of Miami 7-0

| # | Player Name | F | TOT-FG | | 3-PT | | REBOUNDS | | | | | MIN | |
|--------|---------------------|---|--------|--------|--------|------------|----------|----|----|----|-----|-----|-----|
| | | | FG-FGA | FG-FGA | FT-FTA | OF- DE-TOT | PF | TP | A | TO | BLK | | S |
| 03 | KNIGHT, Melissa | f | 3-7 | 0-3 | 3-4 | 1-3-4 | 4 | 9 | 4 | 3 | 1 | 1 | 36 |
| 53 | BROUSSARD, Chanivia | f | 9-16 | 0-1 | 4-6 | 1-7-8 | 4 | 22 | 3 | 6 | 1 | 3 | 36 |
| 23 | WILKINS, Shaquana | c | 3-5 | 0-0 | 0-0 | 1-8-9 | 3 | 6 | 3 | 3 | 0 | 0 | 25 |
| 02 | JAMES, Tamara | g | 6-14 | 3-7 | 4-4 | 0-4-4 | 2 | 19 | 4 | 1 | 1 | 1 | 40 |
| 10 | MCCORMICK, Yalonda | g | 5-15 | 3-11 | 4-4 | 1-6-7 | 3 | 17 | 4 | 3 | 0 | 2 | 37 |
| 01 | MARINIC, Tatjana | | 2-5 | 0-0 | 3-3 | 2-1-3 | 1 | 7 | 0 | 1 | 0 | 1 | 15 |
| 05 | DHAHABU, Imami | | 0-0 | 0-0 | 0-0 | 0-0-0 | 0 | 0 | 0 | 1 | 0 | 0 | 4 |
| 30 | WILSON, Hutashi | | 0-0 | 0-0 | 0-0 | 1-0-1 | 2 | 0 | 2 | 0 | 0 | 0 | 7 |
| TEAM | | | 2-6-8 | | | 1 | | | | | | | |
| Totals | | | 28-62 | 6-22 | 18-21 | 9-35-44 | 19 | 80 | 20 | 19 | 3 | 8 | 200 |

| | | | | |
|-----------|-----------------------|-----------------------|-------------|-------|
| TOTAL FG% | 1st Half: 14-37 37.8% | 2nd Half: 14-25 56.0% | Game: 45.2% | DEADB |
| 3PT. FG% | 1st Half: 2-12 16.7% | 2nd Half: 4-10 40.0% | Game: 27.3% | REBS |
| F Throw % | 1st Half: 8-8 100% | 2nd Half: 10-13 76.9% | Game: 85.7% | 1 |

Officials: Lisa Mattingly, Tina Napier, Susan Chue
 Technical fouls: Florida-None, University of Miami-None.
 Attendance: 1481

| Score by Periods | 1st | 2nd | Total |
|------------------|-----|-----|-------|
| Florida | 34 | 41 | 75 |
| Miami | 38 | 42 | 80 |

Points in the paint-FLORIDA 36,MIAMI 32. Points off turnovers-FLORIDA 19,MIAMI 16.
 2nd chance points-FLORIDA 7,MIAMI 6. Fast break points-FLORIDA 2,MIAMI 6.
 Bench points-FLORIDA 26,MIAMI 7. Score tied-10 times. Lead changed-10 times.
 Last FG-FLORIDA 2nd:00:24, MIAMI 2nd:00:31.

Game 8 - Miami 74, Dartmouth 53 December 16, 2003 - The Convocation Center

CORAL GABLES, Fla.—The Miami women's basketball team used a second-half surge to beat visiting Dartmouth 74-53 Tuesday night in the Convocation Center.

The Hurricanes (8-0) remain undefeated on the season, while the Big Green even out at 3-3 overall.

Four Miami players scored in double-digits with sophomore Tamara James (Dania, Fla.) leading the pack with 18 points on the night.

Junior Yalonda McCormick (Miami, Fla.) scored 16 points and grabbed six rebounds, while senior Shaquana Wilkins (Plymouth, Fla.) added 10 points and six rebounds.

Sophomore Tatjana Marincic (Mississauga, Ontario) scored a career-high 11 points and dished out a career-high seven assists off the bench for UM.

Miami opened the game on a 10-2 run and never lost the lead. The Hurricanes led by as many as 10 points in the first half, taking a 33-27 advantage into the locker room at the intermission.

The Hurricanes shot 50 percent in the second half outscoring the Big Green 41-26. Miami forced 20 opponent turnovers on the night.

Miami shot 44.6 percent compared to 34.0 percent for Dartmouth.

Miami is back in action Sunday at 2 p.m. hosting Richmond in the Convocation Center.

VISITORS: Dartmouth 3-3

| # | Player Name | F | TOT-FG | | 3-PT | | REBOUNDS | | | | | MIN | |
|--------|----------------------|---|--------|--------|--------|-----------|----------|----|----|----|-----|-----|-----|
| | | | FG-FGA | FG-FGA | FT-FTA | OF-DE-TOT | PF | TP | A | TO | BLK | | S |
| 25 | LIBRIZZI, Jamie | f | 1-3 | 0-2 | 1-3 | 0-2-2 | 2 | 3 | 1 | 1 | 0 | 1 | 21 |
| 31 | TAYLOR, Ashley | f | 0-2 | 0-0 | 6-6 | 0-4-4 | 0 | 6 | 3 | 2 | 0 | 0 | 26 |
| 24 | MORRISON, Elise | c | 2-9 | 0-0 | 0-0 | 2-4-6 | 2 | 4 | 1 | 6 | 0 | 0 | 21 |
| 10 | CULLEN, Jeannie | g | 7-13 | 3-7 | 2-3 | 1-8-9 | 4 | 19 | 0 | 3 | 1 | 3 | 36 |
| 12 | SORIAGA, Angie | g | 2-10 | 1-4 | 0-0 | 2-0-2 | 1 | 5 | 4 | 0 | 0 | 0 | 33 |
| 05 | O'DONNELL, Shannon.. | | 0-0 | 0-0 | 0-0 | 0-0-0 | 1 | 0 | 1 | 0 | 0 | 0 | 3 |
| 15 | BURNHAM, Samantha | | 2-6 | 0-0 | 2-2 | 0-2-2 | 1 | 6 | 0 | 2 | 2 | 0 | 21 |
| 20 | YASAITIS, Laura | | 1-2 | 0-0 | 0-0 | 1-1-2 | 1 | 2 | 0 | 1 | 1 | 0 | 5 |
| 21 | KAMARA, Fatima | | 3-8 | 0-0 | 2-2 | 1-0-1 | 1 | 8 | 2 | 3 | 1 | 0 | 21 |
| 32 | CUNNINGHAM, Whitney. | | 0-0 | 0-0 | 0-0 | 0-1-1 | 0 | 0 | 0 | 0 | 0 | 1 | 1 |
| 35 | PERRY, Krista | | 0-0 | 0-0 | 0-0 | 0-1-1 | 1 | 0 | 0 | 2 | 0 | 0 | 12 |
| TEAM | | | 1-6-7 | | | | | | | | | | |
| Totals | | | 18-53 | 4-13 | 13-16 | 8-29-37 | 14 | 53 | 12 | 20 | 5 | 5 | 200 |

| | | | | |
|-----------|----------------------|----------------------|-------------|-------|
| TOTAL FG% | 1st Half: 9-27 33.3% | 2nd Half: 9-26 34.6% | Game: 34.0% | DEADB |
| 3PT. FG% | 1st Half: 2-6 33.3% | 2nd Half: 2-7 28.6% | Game: 30.8% | REBS |
| F Throw % | 1st Half: 7-9 77.8% | 2nd Half: 6-7 85.7% | Game: 81.3% | 1 |

HOME TEAM: University of Miami 8-0

| # | Player Name | F | TOT-FG | | 3-PT | | REBOUNDS | | | | | MIN | |
|--------|---------------------|---|--------|--------|--------|-----------|----------|----|----|----|-----|-----|-----|
| | | | FG-FGA | FG-FGA | FT-FTA | OF-DE-TOT | PF | TP | A | TO | BLK | | S |
| 03 | KNIGHT, Melissa | f | 3-4 | 2-2 | 0-0 | 2-4-6 | 3 | 8 | 7 | 1 | 0 | 0 | 26 |
| 53 | BROUSSARD, Chanivia | f | 1-8 | 0-0 | 0-0 | 0-3-3 | 3 | 2 | 0 | 1 | 0 | 0 | 16 |
| 23 | WILKINS, Shaquana | c | 4-7 | 0-0 | 2-2 | 1-5-6 | 2 | 10 | 1 | 1 | 0 | 1 | 19 |
| 02 | JAMES, Tamara | g | 6-12 | 1-3 | 5-7 | 1-4-5 | 4 | 18 | 2 | 3 | 1 | 0 | 30 |
| 10 | MCCORMICK, Yalonda. | g | 7-14 | 2-3 | 0-0 | 1-5-6 | 2 | 16 | 4 | 4 | 0 | 3 | 30 |
| 00 | AUDIBERT, Amy | | 1-4 | 0-0 | 0-0 | 1-1-2 | 1 | 2 | 0 | 1 | 0 | 0 | 3 |
| 01 | MARINIC, Tatjana | | 4-6 | 0-0 | 3-3 | 2-3-5 | 3 | 11 | 7 | 1 | 0 | 4 | 34 |
| 05 | DHAHABU, Imami | | 3-6 | 0-0 | 0-0 | 0-3-3 | 1 | 6 | 0 | 0 | 0 | 0 | 19 |
| 22 | PHANORD, Fallon | | 0-1 | 0-0 | 1-2 | 0-0-0 | 0 | 1 | 1 | 1 | 0 | 0 | 6 |
| 30 | WILSON, Hutashi | | 0-1 | 0-0 | 0-0 | 1-0-1 | 0 | 0 | 0 | 1 | 0 | 0 | 10 |
| 40 | HAYEK, Katie. | | 0-2 | 0-1 | 0-0 | 0-0-0 | 0 | 0 | 1 | 0 | 0 | 1 | 7 |
| TEAM | | | 1-1-2 | | | | | | | | | | |
| Totals | | | 29-65 | 5-9 | 11-14 | 10-29-39 | 19 | 74 | 23 | 14 | 1 | 9 | 200 |

| | | | | |
|-----------|-----------------------|-----------------------|-------------|-------|
| TOTAL FG% | 1st Half: 12-31 38.7% | 2nd Half: 17-34 50.0% | Game: 44.6% | DEADB |
| 3PT. FG% | 1st Half: 4-6 66.7% | 2nd Half: 1-3 33.3% | Game: 55.6% | REBS |
| F Throw % | 1st Half: 5-7 71.4% | 2nd Half: 6-7 85.7% | Game: 78.6% | 0 |

Officials: Deborah Allen, Eric Brewton, Victor Rodriguez
 Technical fouls: Dartmouth-None, University of Miami-None.
 Attendance: 552

| Score by Periods | 1st | 2nd | Total |
|------------------|-----|-----|-------|
| Dartmouth | 27 | 26 | 53 |
| Miami | 33 | 41 | 74 |

Points in the paint-DART 10,MIAMI 20. Points off turnovers-DART 9,MIAMI 21.
 2nd chance points-DART 13,MIAMI 14. Fast break points-DART 2,MIAMI 4.
 Bench points-DART 16,MIAMI 20. Score tied-1 time. Lead changed-0 times.
 Last FG-DART 2nd:02:26, MIAMI 2nd:00:02.

2003-2004 Recaps and Boxscores

Game 9 - Miami 80, Richmond 73 December 21, 2003 - The Convocation Center

CORAL GABLES, Fla.—Senior Chanivia Broussard (Miami, Fla.) scored a career-high 32 points to guide the Miami women's basketball team to an 80-73 victory over Richmond Sunday afternoon in the Convocation Center.

The Hurricanes improve to 9-0 on the season, the best start in school history and the longest winning streak since the 1992-93 season. Richmond falls to 6-3 overall.

Broussard pulled down nine rebounds and tallied four blocked shots in 35 minutes of action.

Senior Shaquana Wilkins (Plymouth, Fla.) recorded her third double-double of the season with 16 points and 13 rebounds.

Junior Melissa Knight (Philadelphia, Pa.) added 10 points and six assists.

Broussard scored 10 of UM's 15 points in a 15-4 run to open the game. The teams traded baskets until the Spiders answered back going on a 9-4 run to cut Miami's lead to seven with 8:40 remaining in the first half.

The Hurricanes responded with a 10-2 run owning their largest lead 34-19 (15 points) of the half with just under five minutes to play.

Miami led 39-27 at halftime. Broussard had 18 of her 32 points in the first 20 minutes.

In the second half the Hurricanes continued to control the tempo the game, forcing 19 Richmond turnovers. Miami owned its largest lead of the game 74-54 with 6:30 remaining in the game.

Richmond outscored Miami 19-6 over the final six minutes of play, cutting UM's lead to seven (80-73) with 25 seconds remaining in the game, the closest the Spiders would come as time expired.

Miami shot 48.6 percent, compared to 43.5 percent for Richmond.

VISITORS: Richmond 6-3

| # | Player Name | TOT-FG 3-PT | | | REBOUNDS | | PF | TP | A | TO | BLK | S | MIN | | |
|--------|--------------------|-------------|--------|--------|-----------|------|-------|-------|----|----|-----|----|-----|----|-----|
| | | FG-FGA | FG-FGA | FT-FTA | OF-DE-TOT | PF | | | | | | | | | |
| 33 | FLAVIN, Kate | f | 8-18 | 0-0 | 6-6 | 3-9 | 12 | 2 | 22 | 1 | 2 | 0 | 1 | 36 | |
| 35 | CAMPION, Christina | f | 2-5 | 0-0 | 2-2 | 1-3 | 4 | 0 | 6 | 1 | 0 | 0 | 0 | 15 | |
| 05 | CHAPMAN, Saona | g | 6-14 | 2-5 | 0-0 | 0-6 | 5 | 14 | 6 | 5 | 0 | 1 | 35 | | |
| 13 | GL, Araceli | g | 5-9 | 3-7 | 2-2 | 1-2 | 3 | 1 | 5 | 4 | 5 | 0 | 1 | 34 | |
| 24 | GOPPERT, Amber | g | 3-6 | 0-0 | 3-3 | 1-3 | 4 | 2 | 9 | 0 | 3 | 0 | 1 | 24 | |
| 14 | MITCHELL, Alison | g | 2-3 | 0-0 | 1-2 | 3-4 | 2 | 5 | 3 | 0 | 2 | 0 | 30 | | |
| 15 | HENDRIX, DeUnna | g | 1-4 | 0-0 | 0-0 | 3-3 | 1 | 2 | 0 | 3 | 0 | 1 | 24 | | |
| 23 | BEASLEY, Jamell | g | 0-3 | 0-0 | 0-0 | 1-1 | 0 | 0 | 0 | 1 | 0 | 0 | 2 | | |
| TEAM | | | | | 2-13 | | | | | | | | | | |
| Totals | | | | | 27-62 | 5-12 | 14-15 | 15-28 | 43 | 73 | 15 | 19 | 2 | 5 | 200 |

| | | | | |
|-----------|-----------------------|-----------------------|-------------|-------|
| TOTAL FG% | 1st Half: 13-32 40.6% | 2nd Half: 14-30 46.7% | Game: 43.5% | DEADB |
| 3Pt. FG% | 1st Half: 1-4 25.0% | 2nd Half: 4-8 50.0% | Game: 41.7% | REBS |
| F Throw % | 1st Half: 0-0 0.0% | 2nd Half: 14-15 93.3% | Game: 93.3% | 0 |

HOME TEAM: University of Miami 9-0

| # | Player Name | TOT-FG 3-PT | | | REBOUNDS | | PF | TP | A | TO | BLK | S | MIN | | | |
|--------|----------------------|-------------|--------|--------|-----------|------|-------|-------|----|----|-----|----|-----|---|----|-----|
| | | FG-FGA | FG-FGA | FT-FTA | OF-DE-TOT | PF | | | | | | | | | | |
| 03 | KNIGHT, Melissa | f | 4-12 | 0-4 | 2-3 | 0-2 | 2 | 10 | 6 | 3 | 0 | 0 | 35 | | | |
| 53 | BROUSSARD, Chanivia | f | 15-20 | 0-0 | 2-5 | 5-4 | 2 | 32 | 1 | 2 | 4 | 2 | 35 | | | |
| 23 | WILKINS, Shaquana | c | 7-14 | 0-0 | 2-3 | 4-9 | 13 | 16 | 4 | 1 | 2 | 3 | 36 | | | |
| 02 | JAMES, Tamara | g | 2-10 | 0-3 | 2-3 | 1-1 | 2 | 6 | 4 | 2 | 1 | 3 | 33 | | | |
| 10 | McCORMICK, Yalonda.. | g | 3-10 | 1-3 | 2-2 | 0-2 | 2 | 9 | 4 | 0 | 0 | 3 | 38 | | | |
| 01 | MARINIC, Tatjana | g | 1-1 | 0-0 | 0-0 | 0-0 | 2 | 2 | 1 | 1 | 0 | 0 | 9 | | | |
| 05 | DHAHABU, Imani | g | 0-0 | 0-0 | 0-0 | 0-0 | 0 | 0 | 0 | 0 | 0 | 1 | 4 | | | |
| 30 | WILSON, Hutashi | g | 2-3 | 1-1 | 0-0 | 1-1 | 3 | 5 | 3 | 1 | 0 | 0 | 10 | | | |
| TEAM | | | | | 2-3-5 | | | | | | | | | | | |
| Totals | | | | | 34-70 | 2-11 | 10-16 | 13-21 | 34 | 14 | 80 | 23 | 10 | 7 | 12 | 200 |

| | | | | |
|-----------|-----------------------|-----------------------|-------------|-------|
| TOTAL FG% | 1st Half: 17-33 51.5% | 2nd Half: 17-37 45.9% | Game: 48.6% | DEADB |
| 3Pt. FG% | 1st Half: 1-6 16.7% | 2nd Half: 1-5 20.0% | Game: 18.2% | REBS |
| F Throw % | 1st Half: 4-7 57.1% | 2nd Half: 6-9 66.7% | Game: 62.5% | 1 |

Officials: Janice Aliberti, Ken Drayton, Shane Griffin
 Technical fouls: Richmond-None. University of Miami-None.
 Attendance: 612

| Score by Periods | 1st | 2nd | Total |
|------------------|-----|-----|-------|
| Richmond | 27 | 46 | 73 |
| Miami | 39 | 41 | 80 |

Points in the paint-RICH 20,MIAMI 36. Points off turnovers-RICH 9,MIAMI 28.
 2nd chance points-RICH 11,MIAMI 11. Fast break points-RICH 2,MIAMI 10.
 Bench points-RICH 7,MIAMI 7. Score tied-0 times. Lead changed-0 times.
 Last FG-RICH 2nd-00:25, MIAMI 2nd-05:12.

Game 10 - Miami 68, Toledo 57 December 28, 2003 - The Convocation Center

CORAL GABLES, Fla.—The Miami women's basketball team remains undefeated advancing to the championship game of the Gatorade Holiday Classic with a 68-57 victory over Toledo in the first round Sunday night at the Convocation Center in Coral Gables, Fla.

The Hurricanes (10-0) will face the undefeated Vanderbilt Commodores (10-0) in the championship game Monday at 7 p.m.

Toledo (4-5) and Rhode Island (6-4) will play in the consolation game at 5 p.m. Vanderbilt beat the Rams 74-61 in the first round.

The Hurricanes have won the tournament the last three seasons. UM beat Maryland 97-66 last season to claim the title.

The Hurricanes and Commodores have only faced each other one time. Vanderbilt beat Miami in the second round of the NCAA tournament during the 1991-92 season. The Commodores won 77-67 in Charlottesville, Va.

Sophomore Tamara James (Dania, Fla.) led Miami with 19 points in the win over Toledo. Senior Chanivia Broussard (Miami, Fla.) recorded her first double-double of the season with 13 points and a game-high 14 rebounds.

Senior Shaquana Wilkins (Plymouth, Fla.) scored 13 points and tallied three blocked shots.

The Hurricanes led 28-19 at halftime shooting 36.7 percent from the field compared to a dismal 28.0 percent for Toledo.

Miami shot a blistering 60.9 percent from the field in the second half to secure the double-digit win over the Rockets.

UM out rebounded Toledo 42 to 28 on the night.

VISITORS: Toledo 4-5

| # | Player Name | TOT-FG 3-PT | | | REBOUNDS | | PF | TP | A | TO | BLK | S | MIN | | |
|--------|-------------------|-------------|--------|--------|-----------|------|-------|------|----|----|-----|----|-----|----|-----|
| | | FG-FGA | FG-FGA | FT-FTA | OF-DE-TOT | PF | | | | | | | | | |
| 10 | BISHOP, Danielle | f | 0-9 | 0-6 | 2-4 | 3-3 | 2 | 2 | 6 | 6 | 0 | 1 | 27 | | |
| 13 | HILLIS, Julie | f | 1-5 | 1-2 | 2-2 | 1-3 | 4 | 5 | 2 | 1 | 0 | 3 | 30 | | |
| 21 | HOOGENDAM, Karin | c | 6-8 | 0-0 | 2-2 | 1-5 | 3 | 14 | 0 | 3 | 2 | 2 | 35 | | |
| 12 | BLESSING, Mary | g | 3-4 | 1-1 | 3-3 | 0-4 | 3 | 10 | 0 | 7 | 0 | 4 | 28 | | |
| 20 | WALKER, Kelly | g | 2-12 | 1-7 | 0-0 | 0-0 | 1 | 5 | 2 | 2 | 0 | 1 | 22 | | |
| 05 | GONNELLA, Leah | g | 2-6 | 2-6 | 2-2 | 0-0 | 2 | 8 | 0 | 1 | 0 | 0 | 19 | | |
| 22 | YOUNG, Crystal | g | 2-2 | 0-0 | 0-0 | 1-1 | 2 | 4 | 2 | 0 | 0 | 2 | 12 | | |
| 30 | MCDONNELL, Lexee | g | 1-2 | 1-2 | 0-0 | 0-1 | 1 | 3 | 2 | 1 | 0 | 0 | 11 | | |
| 40 | DAVIS, Amanda | g | 3-3 | 0-0 | 0-0 | 1-1 | 0 | 6 | 0 | 3 | 1 | 1 | 11 | | |
| 51 | LINDBERG, Allison | g | 0-3 | 0-0 | 0-0 | 0-1 | 0 | 0 | 0 | 0 | 0 | 0 | 5 | | |
| TEAM | | | | | 2-13 | | | | | | | | | | |
| Totals | | | | | 20-54 | 6-24 | 11-13 | 9-19 | 28 | 57 | 14 | 25 | 3 | 14 | 200 |

| | | | | |
|-----------|----------------------|-----------------------|-------------|-------|
| TOTAL FG% | 1st Half: 7-25 28.0% | 2nd Half: 13-29 44.8% | Game: 37.0% | DEADB |
| 3Pt. FG% | 1st Half: 5-13 38.5% | 2nd Half: 1-11 9.1% | Game: 25.0% | REBS |
| F Throw % | 1st Half: 0-0 0.0% | 2nd Half: 11-13 84.6% | Game: 84.6% | 0 |

HOME TEAM: University of Miami 10-0

| # | Player Name | TOT-FG 3-PT | | | REBOUNDS | | PF | TP | A | TO | BLK | S | MIN | | |
|--------|---------------------|-------------|--------|--------|-----------|------|-------|-------|----|----|-----|----|-----|----|-----|
| | | FG-FGA | FG-FGA | FT-FTA | OF-DE-TOT | PF | | | | | | | | | |
| 03 | KNIGHT, Melissa | f | 1-6 | 0-2 | 4-7 | 0-3 | 1 | 6 | 2 | 4 | 1 | 3 | 32 | | |
| 53 | BROUSSARD, Chanivia | f | 5-11 | 0-1 | 3-3 | 6-8 | 12 | 13 | 4 | 2 | 1 | 4 | 31 | | |
| 23 | WILKINS, Shaquana | c | 5-9 | 0-0 | 3-5 | 3-2 | 4 | 13 | 0 | 3 | 3 | 1 | 27 | | |
| 02 | JAMES, Tamara | g | 6-13 | 1-3 | 6-9 | 3-4 | 1 | 19 | 2 | 9 | 0 | 3 | 40 | | |
| 10 | McCORMICK, Yalonda | g | 2-6 | 0-3 | 0-0 | 1-5 | 0 | 4 | 6 | 7 | 0 | 2 | 35 | | |
| 01 | MARINIC, Tatjana | g | 3-3 | 0-0 | 0-2 | 1-0 | 1 | 6 | 1 | 1 | 0 | 0 | 13 | | |
| 30 | WILSON, Hutashi | g | 3-4 | 1-1 | 0-0 | 0-1 | 2 | 7 | 3 | 1 | 0 | 1 | 17 | | |
| 40 | HAYEK, Katie. | g | 0-1 | 0-1 | 0-0 | 0-1 | 1 | 0 | 0 | 0 | 0 | 0 | 5 | | |
| TEAM | | | | | 1-3 | | | | | | | | | | |
| Totals | | | | | 25-53 | 2-11 | 16-26 | 15-27 | 42 | 68 | 18 | 27 | 5 | 14 | 200 |

| | | | | |
|-----------|-----------------------|-----------------------|-------------|-------|
| TOTAL FG% | 1st Half: 11-30 36.7% | 2nd Half: 14-23 60.9% | Game: 47.2% | DEADB |
| 3Pt. FG% | 1st Half: 1-6 16.7% | 2nd Half: 1-5 20.0% | Game: 18.2% | REBS |
| F Throw % | 1st Half: 5-6 83.3% | 2nd Half: 11-20 55.0% | Game: 61.5% | 4 |

Officials: Tina Napier, Kathy Lynch, Joanne Aldrich
 Technical fouls: Toledo-None. University of Miami-None.
 Attendance: 1010

| Score by Periods | 1st | 2nd | Total |
|------------------|-----|-----|-------|
| Toledo | 19 | 38 | 57 |
| Miami | 28 | 40 | 68 |

Points in the paint-TOL 18,MIAMI 32. Points off turnovers-TOL 17,MIAMI 24.
 2nd chance points-TOL 11,MIAMI 15. Fast break points-TOL 2,MIAMI 10.
 Bench points-TOL 21,MIAMI 13. Score tied-3 times. Lead changed-3 times.
 Last FG-TOL 2nd-00:17, MIAMI 2nd-00:01.

2003-2004 Recaps and Boxscores

Game 11 - Miami 79, No. 24 Vanderbilt 57 December 29, 2003 - The Convocation Center

CORAL GABLES, Fla.—Junior Yalonda McCormick (Miami, Fla.) scored a career-high 28 points to lead the Miami women's basketball team to a 79-57 victory over No. 24 Vanderbilt claiming its fourth straight Gatorade Holiday Classic championship title Monday night in Coral Gables, Fla.

The Hurricanes improve to 11-0, while Vanderbilt drops to 10-1 on the season.

Miami off to its best start in school history extends its win streak to 11, the longest streak since the 1991-92 season. The Hurricanes won 30 in a row and advanced to the NCAA Sweet Sixteen during that season.

Miami earns its first win of the season over a Top 25 opponent. Vanderbilt slipped into the Associated Press Top 25 Monday afternoon, after receiving votes for the past few weeks. UM is also receiving votes in the AP poll.

McCormick, who was named to the all-tournament team, hit a career-high five three-pointers and grabbed seven rebounds in the win.

Senior Chanivia Broussard scored 18 points, grabbed eight rebounds and tallied five steals. Broussard was named tournament MVP after averaging a double-double in the tournament with 15.5 points and 11.0 rebounds.

Shaquana Wilkins recorded her fourth double-double of the season with 16 points and 10 rebounds.

Tamara James (Dania, Fla.) averaged 14.0 points in the tournament and was named to the all-tournament team for the second year in a row.

The Hurricanes opened the game on a 6-0 run and never lost the lead. UM led 38-29 at halftime.

The Commodores cut Miami's lead to five (40-35) with 17:47 remaining in the game. McCormick hit a jumper to spark a 10-2 run giving Miami a double-digit lead (50-37) with 14 minutes left in the game.

Miami would not lose the double-digit lead owning its largest lead of 28 points (79-51) with just less than four minutes to play.

Vanderbilt ended the game on a 6-0 run but was unable to overcome the deficit as Miami evened the all-time series one-all with the Commodores.

VISITORS: Vanderbilt 10-1

| # | Player Name | TOT-FG | | 3-PT | | REBOUNDS | | PF | TP | A | TO | BLK | S | MIN |
|-----------|----------------------|--------|-----------------------|----------------------|-------------|----------|-------|----|----|----|----|-----|----|-----|
| | | FG-FGA | FG-FGA | FT-FTA | OF-DE-TOT | | | | | | | | | |
| 24 | HAGER, Hillary | f | 2:11 | 2:6 | 0:0 | 1:23 | 3 | 6 | 2 | 4 | 1 | 1 | 40 | |
| 32 | EARLEY, Ashley | f | 1:3 | 0:0 | 0:0 | 0:22 | 2 | 2 | 0 | 2 | 1 | 0 | 16 | |
| 42 | BENNINGFIELD, Jenni | c | 7:16 | 1:2 | 2:4 | 4:15 | 3 | 17 | 1 | 6 | 2 | 0 | 31 | |
| 04 | ANTONY, Katie | g | 1:3 | 0:1 | 0:0 | 0:22 | 3 | 2 | 5 | 4 | 0 | 0 | 28 | |
| 20 | RAMSEY, Abi | g | 3:11 | 3:9 | 3:3 | 1:34 | 4 | 12 | 2 | 2 | 0 | 1 | 36 | |
| 03 | STRINGFIELD, Cherish | g | 0:0 | 0:0 | 0:0 | 0:0 | 2 | 0 | 1 | 2 | 0 | 1 | 9 | |
| 11 | GRIMALDI, Erica | g | 0:0 | 0:0 | 0:0 | 0:0 | 1 | 0 | 0 | 0 | 0 | 0 | 5 | |
| 23 | HALL, Jenn | g | 0:3 | 0:2 | 0:0 | 2:13 | 0 | 0 | 1 | 0 | 0 | 0 | 5 | |
| 31 | JULES, Nicole | g | 0:0 | 0:0 | 0:0 | 0:0 | 0 | 0 | 1 | 0 | 0 | 0 | 3 | |
| 50 | THOMAS, Carla | g | 7:8 | 0:0 | 4:5 | 5:38 | 3 | 18 | 2 | 4 | 2 | 0 | 27 | |
| TEAM | | | | | | 2:57 | | | | | | | | |
| Totals | | | 21:55 | 6:20 | 9:12 | 15:19:34 | 21 | 57 | 14 | 25 | 6 | 3 | 20 | |
| TOTAL FG% | | | 1st Half: 13-29 44.8% | 2nd Half: 8-26 30.8% | Game: 38.2% | | DEADB | | | | | | | |
| 3PT. FG% | | | 1st Half: 3-9 33.3% | 2nd Half: 2-11 18.2% | Game: 30.0% | | REBS | | | | | | | |
| F Throw % | | | 1st Half: 0-2 0.0% | 2nd Half: 9-10 90.0% | Game: 75.0% | | 2 | | | | | | | |

HOME TEAM: University of Miami 11-0

| # | Player Name | TOT-FG | | 3-PT | | REBOUNDS | | PF | TP | A | TO | BLK | S | MIN |
|-----------|----------------------|--------|-----------------------|-----------------------|-------------|----------|-------|----|----|----|----|-----|-----|-----|
| | | FG-FGA | FG-FGA | FT-FTA | OF-DE-TOT | | | | | | | | | |
| 03 | KNIGHT, Melissa | f | 1:6 | 1:2 | 5:6 | 1:34 | 2 | 8 | 6 | 2 | 2 | 2 | 37 | |
| 53 | BROUSSARD, Chanivia. | f | 6:15 | 0:0 | 6:6 | 6:28 | 4 | 18 | 3 | 1 | 3 | 5 | 30 | |
| 23 | WILKINS, Shaquana | c | 6:13 | 0:0 | 4:5 | 4:6:10 | 2 | 16 | 3 | 0 | 2 | 1 | 35 | |
| 02 | JAMES, Tamara | g | 4:12 | 0:3 | 1:1 | 1:12 | 1 | 9 | 3 | 1 | 1 | 0 | 36 | |
| 10 | MCCORMICK, Yalonda | g | 11:15 | 5:7 | 1:2 | 3:4:7 | 1 | 28 | 4 | 6 | 0 | 4 | 36 | |
| 00 | AUDIBERT, Army | g | 0:0 | 0:0 | 0:0 | 0:0 | 0 | 0 | 0 | 0 | 0 | 0 | 1 | |
| 01 | MARINIC, Tatjana | g | 0:1 | 0:0 | 0:0 | 0:0 | 0 | 0 | 0 | 0 | 0 | 0 | 8 | |
| 05 | DHAHABU, Imani | g | 0:0 | 0:0 | 0:0 | 0:33 | 2 | 0 | 0 | 1 | 1 | 1 | 10 | |
| 30 | WILSON, Hutashi | g | 0:1 | 0:0 | 0:0 | 0:0 | 1 | 0 | 0 | 1 | 0 | 0 | 6 | |
| 40 | HAYEK, Katie. | g | 0:0 | 0:0 | 0:0 | 0:0 | 0 | 0 | 0 | 0 | 0 | 0 | 1 | |
| TEAM | | | | | | 2:13 | | | | | | | | |
| Totals | | | 28:63 | 6:12 | 17:20 | 17:20:37 | 13 | 79 | 19 | 12 | 9 | 13 | 200 | |
| TOTAL FG% | | | 1st Half: 16-33 48.5% | 2nd Half: 12-30 40.0% | Game: 44.4% | | DEADB | | | | | | | |
| 3PT. FG% | | | 1st Half: 3-7 42.9% | 2nd Half: 3-5 60.0% | Game: 50.0% | | REBS | | | | | | | |
| F Throw % | | | 1st Half: 3-3 100% | 2nd Half: 14-17 82.4% | Game: 85.0% | | 2 | | | | | | | |

Officials: Sally Bell, Barbara Smith, Kathy Lynch
Technical fouls: Vanderbilt-None, University of Miami-None.
Attendance: 1051

| Score by Periods | 1st | 2nd | Total |
|------------------|-----|-----|-------|
| Vanderbilt | 29 | 28 | 57 |
| Miami | 38 | 41 | 79 |

Points in the paint-VANDY 24,MIAMI 32. Points off turnovers-VANDY 8,MIAMI 37.
2nd chance points-VANDY 14,MIAMI 16. Fast break points-VANDY 0,MIAMI 8.
Bench points-VANDY 18,MIAMI 0. Score tied-0 times. Lead changed-0 times.
Last FG-VANDY 2nd-00:09, MIAMI 2nd-03:56.

Game 12 - 24 Miami 79, St. John's 60 January 3, 2004 - Alumni Hall

JAMAICA, N.Y.—Sophomore Tamara James (Dania, Fla.) scored 26 points to lead the Miami women's basketball to a 79-60 victory over St. John's Saturday in Jamaica, N.Y.

The Hurricanes improve to 12-0 overall and 1-0 in BIG EAST play. St. John's falls to 5-6 overall and 0-1 in conference action.

Miami won its seventh game in a row over the Red Storm and lead the all-time series 17-6.

Senior Chanivia Broussard (Miami, Fla.) scored 12 of her 14 points in the second half. She grabbed five rebounds, four steals and four blocked shots in 22 minutes of action.

Freshman Imani Dhahabu (Vallejo, Calif.) scored a career-high 12 points in the win, while junior guard Yalonda McCormick (Miami, Fla.) added 11 points, seven rebounds, seven steals and six assists.

The game was tied five times with three lead changes in the first half. Miami took a two-point lead (13-11) with 14:31 in the first half on a lay-up from Dhahabu and never trailed again.

St. John's tied the game 24-24 at 5:04 on a three-pointer from Kim MacMillan. The Hurricanes answered with a 13-4 run over the last five minutes to take a 37-28 lead into the locker room at halftime.

Broussard hit a jumper with 18 minutes to play in the game, sparking a 12-5 run which put Miami on top by 16 points (49-33) with 15:01 remaining in the game.

The Hurricanes maintained the double-digit lead over the Red Storm. Miami owned its largest lead of 20 points (79-59) with 37 seconds left in the game.

UM scored 29 points off of 23 SJU turnovers. The Hurricanes shot 50.8 percent from the field while the Red Storm shot 36.7 percent for the game.

VISITORS: University of Miami 12-0,1-0

| # | Player Name | TOT-FG | | 3-PT | | REBOUNDS | | PF | TP | A | TO | BLK | S | MIN |
|-----------|---------------------|--------|-----------------------|-----------------------|-------------|----------|-------|----|----|----|----|-----|-----|-----|
| | | FG-FGA | FG-FGA | FT-FTA | OF-DE-TOT | | | | | | | | | |
| 03 | KNIGHT, Melissa | f | 3:8 | 1:5 | 2:2 | 0:44 | 1 | 9 | 6 | 5 | 0 | 2 | 29 | |
| 23 | WILKINS, Shaquana | f | 1:7 | 0:0 | 3:4 | 4:37 | 3 | 5 | 2 | 2 | 3 | 0 | 34 | |
| 53 | BROUSSARD, Chanivia | f | 7:13 | 0:0 | 0:1 | 2:35 | 3 | 14 | 1 | 3 | 4 | 4 | 22 | |
| 02 | JAMES, Tamara | g | 11:15 | 4:7 | 0:1 | 1:34 | 3 | 26 | 1 | 4 | 0 | 1 | 32 | |
| 10 | MCCORMICK, Yalonda. | g | 4:9 | 1:4 | 2:3 | 1:67 | 4 | 11 | 6 | 5 | 0 | 7 | 37 | |
| 01 | MARINIC, Tatjana | g | 0:1 | 0:1 | 0:0 | 0:22 | 0 | 0 | 0 | 1 | 0 | 0 | 4 | |
| 05 | DHAHABU, Imani | g | 6:8 | 0:0 | 0:0 | 3:03 | 2 | 12 | 1 | 2 | 1 | 1 | 20 | |
| 22 | PHANORD, Fallon | g | 1:1 | 0:0 | 0:0 | 0:0 | 2 | 2 | 0 | 0 | 0 | 0 | 7 | |
| 30 | WILSON, Hutashi | g | 0:3 | 0:2 | 0:2 | 0:0 | 1 | 0 | 3 | 1 | 0 | 2 | 15 | |
| TEAM | | | | | | 1:56 | | | | | | | | |
| Totals | | | 33:65 | 6:19 | 7:13 | 12:26:38 | 19 | 79 | 20 | 23 | 8 | 17 | 200 | |
| TOTAL FG% | | | 1st Half: 15-29 51.7% | 2nd Half: 18-36 50.0% | Game: 50.8% | | DEADB | | | | | | | |
| 3PT. FG% | | | 1st Half: 4-11 36.4% | 2nd Half: 2-8 25.0% | Game: 31.6% | | REBS | | | | | | | |
| F Throw % | | | 1st Half: 3-5 60.0% | 2nd Half: 4-8 50.0% | Game: 53.8% | | 4.1 | | | | | | | |

HOME TEAM: St. John's 5-6,0-1

| # | Player Name | TOT-FG | | 3-PT | | REBOUNDS | | PF | TP | A | TO | BLK | S | MIN |
|-----------|----------------------|--------|-----------------------|-----------------------|-------------|----------|-------|----|----|----|----|-----|-----|-----|
| | | FG-FGA | FG-FGA | FT-FTA | OF-DE-TOT | | | | | | | | | |
| 03 | CLARK, Angie | f | 5:12 | 0:0 | 5:8 | 4:59 | 2 | 15 | 0 | 5 | 0 | 2 | 36 | |
| 10 | STEVENS, Shemika | f | 4:9 | 0:1 | 4:5 | 1:23 | 2 | 12 | 5 | 6 | 0 | 4 | 32 | |
| 15 | KURTOSI, Kati | c | 2:3 | 0:0 | 0:0 | 1:12 | 1 | 4 | 0 | 1 | 0 | 1 | 12 | |
| 01 | STUBBLEFIELD, Secret | g | 2:9 | 0:2 | 0:0 | 2:13 | 0 | 4 | 2 | 2 | 0 | 1 | 22 | |
| 04 | MACMILLAN, Kim | g | 4:14 | 4:12 | 0:0 | 0:0 | 0 | 12 | 0 | 2 | 0 | 0 | 34 | |
| 13 | BROWN, Sherri | g | 0:1 | 0:0 | 0:0 | 0:0 | 0 | 0 | 0 | 0 | 0 | 0 | 3 | |
| 21 | PETERSEN, Dana | g | 0:1 | 0:0 | 0:0 | 0:0 | 1 | 0 | 0 | 0 | 0 | 0 | 5 | |
| 23 | ANDREWS, Crystal | g | 2:2 | 0:0 | 0:1 | 3:14 | 0 | 4 | 0 | 2 | 0 | 0 | 7 | |
| 25 | GYRIS, Nora, | g | 0:1 | 0:0 | 0:1 | 0:1 | 0 | 0 | 3 | 0 | 0 | 0 | 12 | |
| 33 | CHAMBERS, Danielle | g | 3:7 | 0:0 | 2:4 | 3:7:10 | 3 | 8 | 2 | 4 | 1 | 0 | 22 | |
| 45 | SZAVULY, Reka | g | 0:1 | 0:1 | 1:2 | 0:0 | 1 | 1 | 0 | 2 | 0 | 0 | 15 | |
| TEAM | | | | | | 2:46 | | | | | | | | |
| Totals | | | 22:60 | 4:16 | 12:20 | 16:22:38 | 10 | 60 | 12 | 24 | 1 | 8 | 200 | |
| TOTAL FG% | | | 1st Half: 11-31 35.5% | 2nd Half: 11-29 37.9% | Game: 36.7% | | DEADB | | | | | | | |
| 3PT. FG% | | | 1st Half: 2-11 18.2% | 2nd Half: 2-5 40.0% | Game: 25.0% | | REBS | | | | | | | |
| F Throw % | | | 1st Half: 4-9 44.4% | 2nd Half: 8-11 72.7% | Game: 60.0% | | 3 | | | | | | | |

Officials: Dennis DeMayo, Joe Blauch, Mike Shields
Technical fouls: University of Miami-None, St. John's-None.
Attendance: 850

| Score by Periods | 1st | 2nd | Total |
|------------------|-----|-----|-------|
| Miami | 37 | 42 | 79 |
| St. John's | 28 | 32 | 60 |

Points in the paint-MIAMI 38,SJU 30. Points off turnovers-MIAMI 29,SJU 8.
2nd chance points-MIAMI 12,SJU 14. Fast break points-MIAMI 4,SJU 2.
Bench points-MIAMI 14,SJU 13. Score tied-5 times. Lead changed-3 times.
Last FG-MIAMI 2nd-00:37, SJU 2nd-05:45.

2003-2004 Recaps and Boxscores

Game 13 - Villanova 58, No. 24 Miami 55 January 7, 2004 - The Pavilion

VILLANOVA, Pa.—The No. 24-ranked Miami women's basketball team had its 12-game winning streak snapped by Villanova Wednesday night in Villanova, Pa.

The Hurricanes (12-1, 1-1 BIG EAST) fell 58-55 to the Wildcats (11-2, 1-1 BIG EAST) in front of a crowd of 1,123 at the Pavilion.

Villanova extends its winning streak to eight in a row over Miami and improves to 13-9 in the all-time series. Miami has not beaten Villanova in the Pavilion since a 64-60 victory during the 1993-94 season.

Senior Chanivia Broussard (Miami, Fla.) and Tamara James (Dania, Fla.) scored 12 points a piece to lead the Hurricane offense.

Villanova's Liad Suez led all scorers with 26 points, including five three-pointers.

The Wildcats opened the game on a 5-0 run but the Hurricanes answered back and tied the game five-all with 16 minutes to play. Miami then put together a 15-5 run to take its largest lead of 10 points (20-10) with 7:56 remaining in the half.

The Wildcats outscored Miami 19-9 over the final seven minutes tying the game 29-29 at halftime.

Villanova opened the second-half on a 10-4 run taking its largest lead of the game 39-33 with just under 14 minutes remaining in the game.

The Hurricanes answered back with a 7-0 run taking the 40-39 lead on a made three-pointer from sophomore Katie Hayek (Lancaster, Pa.) with 9:55 on the clock.

The game was back and fourth over the final eight minutes of play with three lead changes and five ties.

James hit a jumper with 1:43 left in the game tying it up 55-all. Suez regained the lead for the Wildcats on a jumper with 25 seconds showing on the clock.

The Hurricanes turned the ball over with 15 seconds left and were forced to foul. Kate Dessart Mager hit the front end of a one and one to take the three-point lead for VU.

Miami forced one desperation three-pointer as time expired but missed, losing its first game of the season.

Miami shot a season-low 35.5 percent from the field, compared to 41.8 percent for Villanova. The Hurricanes forced 16 VU turnovers while committing 14 of their own.

VISITORS: University of Miami 12-1, 1-1

| # | Player Name | F | TOT-FG | | 3-PT | | FT-FTA | | REBOUNDS | | PF | TP | A | TO | BLK | S | MIN | |
|-----------|---------------------|---|-----------------------|------|----------------------|-------|-------------|-----|----------|-----|----|----|----|-----|-----|---|-----|--|
| | | | FG | FGA | FG | FGA | FT | FTA | OF-DE | TOT | | | | | | | | |
| 23 | WILKINS, Shaquana | f | 3-11 | 0-0 | 3-4 | 3-4 | 1 | 9 | 1 | 1 | 0 | 1 | 31 | | | | | |
| 53 | BROUSSARD, Chanivia | f | 6-15 | 0-2 | 0-0 | 2-5 | 3 | 12 | 2 | 4 | 0 | 2 | 29 | | | | | |
| 02 | JAMES, Tamara | g | 4-11 | 1-1 | 3-3 | 1-2 | 2 | 12 | 4 | 0 | 1 | 0 | 40 | | | | | |
| 03 | KNIGHT, Melissa | g | 3-8 | 0-2 | 0-0 | 1-2 | 4 | 6 | 1 | 4 | 0 | 0 | 24 | | | | | |
| 10 | McCORMICK, Yalonda | g | 3-12 | 2-6 | 0-0 | 1-2 | 1 | 8 | 4 | 2 | 0 | 0 | 37 | | | | | |
| 01 | MARINCIC, Tatjana | g | 0-0 | 0-0 | 0-0 | 0-0 | 0 | 0 | 0 | 0 | 0 | 0 | 4 | | | | | |
| 05 | DHAHABU, Imani | g | 0-0 | 0-0 | 0-0 | 0-1 | 0 | 0 | 0 | 0 | 0 | 0 | 4 | | | | | |
| 22 | PHANORD, Fallon | g | 0-0 | 0-0 | 0-0 | 0-0 | 0 | 0 | 0 | 0 | 0 | 0 | 1 | | | | | |
| 30 | WILSON, Hutashi | g | 1-1 | 0-0 | 0-0 | 1-2 | 1 | 2 | 1 | 2 | 0 | 1 | 15 | | | | | |
| 40 | HAYEK, Katie | g | 2-4 | 2-3 | 0-0 | 1-3 | 1 | 6 | 0 | 1 | 0 | 0 | 15 | | | | | |
| TEAM | | | 34-7 | | | | | | | | | | | | | | | |
| Totals | | | 22-62 | 5-14 | 6-7 | 13-23 | 36 | 13 | 55 | 13 | 14 | 1 | 4 | 200 | | | | |
| TOTAL FG% | | | 1st Half: 13-28 46.4% | | 2nd Half: 9-34 26.5% | | Game: 35.5% | | DEADB | | | | | | | | | |
| 3Pt. FG% | | | 1st Half: 2-7 28.6% | | 2nd Half: 3-7 42.9% | | Game: 35.7% | | REBS | | | | | | | | | |
| F Throw % | | | 1st Half: 1-2 50.0% | | 2nd Half: 5-5 100% | | Game: 85.7% | | 3 | | | | | | | | | |

HOME TEAM: Villanova Wildcats 11-2, 1-1

| # | Player Name | F | TOT-FG | | 3-PT | | FT-FTA | | REBOUNDS | | PF | TP | A | TO | BLK | S | MIN | |
|-----------|----------------------|---|-----------------------|------|-----------------------|-------|-------------|-----|----------|-----|----|----|----|-----|-----|---|-----|--|
| | | | FG | FGA | FG | FGA | FT | FTA | OF-DE | TOT | | | | | | | | |
| 14 | Suez, Liad | f | 10-16 | 5-10 | 1-1 | 0-5 | 2 | 26 | 4 | 4 | 0 | 0 | 35 | | | | | |
| 42 | Nash, Kelly | f | 1-5 | 1-5 | 0-0 | 0-2 | 1 | 3 | 0 | 0 | 0 | 0 | 13 | | | | | |
| 21 | Rediger, Jana | c | 1-3 | 0-0 | 0-0 | 2-2 | 2 | 2 | 2 | 0 | 3 | 1 | 27 | | | | | |
| 23 | Mix, Courtney | g | 2-6 | 0-1 | 1-1 | 1-8 | 0 | 5 | 6 | 3 | 2 | 2 | 37 | | | | | |
| 25 | Hilgenberg, Jennifer | g | 4-6 | 1-2 | 0-0 | 2-3 | 1 | 9 | 1 | 4 | 0 | 0 | 25 | | | | | |
| 03 | McManus, Betsy | g | 0-0 | 0-0 | 0-0 | 0-0 | 0 | 0 | 0 | 0 | 0 | 0 | 2 | | | | | |
| 30 | Roantree, Courtney.. | g | 1-5 | 1-5 | 0-0 | 0-0 | 0 | 3 | 5 | 0 | 0 | 1 | 15 | | | | | |
| 31 | Dessart Mager, Kate. | g | 1-2 | 0-0 | 1-2 | 2-2 | 2 | 3 | 0 | 4 | 1 | 1 | 14 | | | | | |
| 33 | Viani, Jenna. | g | 1-7 | 0-2 | 0-0 | 2-2 | 0 | 2 | 0 | 1 | 0 | 0 | 21 | | | | | |
| 35 | Adamshick, Jackie | g | 2-5 | 1-2 | 0-0 | 1-3 | 0 | 5 | 0 | 0 | 0 | 0 | 11 | | | | | |
| TEAM | | | 22-2 | | | | | | | | | | | | | | | |
| Totals | | | 23-55 | 9-27 | 3-4 | 10-25 | 35 | 8 | 58 | 18 | 16 | 6 | 5 | 200 | | | | |
| TOTAL FG% | | | 1st Half: 11-30 36.7% | | 2nd Half: 12-25 48.0% | | Game: 41.8% | | DEADB | | | | | | | | | |
| 3Pt. FG% | | | 1st Half: 5-18 27.8% | | 2nd Half: 4-9 44.4% | | Game: 33.3% | | REBS | | | | | | | | | |
| F Throw % | | | 1st Half: 2-2 100% | | 2nd Half: 1-2 50.0% | | Game: 75.0% | | 0 | | | | | | | | | |

Officials: John Morningstar, Denise Brooks-Clauser, Janice Alberti
 Technical fouls: University of Miami-None. Villanova Wildcats-None.
 Attendance: 1123

| Score by Periods | 1st | 2nd | Total |
|--------------------|-----|-----|-------|
| Miami | 29 | 26 | 55 |
| Villanova Wildcats | 29 | 29 | 58 |

Points in the paint-MIAMI 22,VU 24. Points off turnovers-MIAMI 14,VU 12.
 2nd chance points-MIAMI 11,VU 12. Fast break points-MIAMI 4,VU 0.
 Bench points-MIAMI 8,VU 13. Score tied-7 times. Lead changed-6 times.
 Last FG-MIAMI 2nd-01:43, VU 2nd-00:25.

Game 14 - No. 24 Miami 70, No. 20 Boston College 66 January 10, 2004 - Conte Forum

BOSTON (AP) - Yalonda McCormick scored 14 of her 23 points in the final six minutes, leading No. 24 Miami to a 70-66 win over 20th-ranked Boston College on Saturday.

Tamara James scored 11 points, and Shaquana Wilkins and Hutashi Wilson each had 10 each for the Hurricanes (13-1), who were coming off their first loss of the season after opening with 12 straight wins.

Jessalyn Deveny led the Eagles (12-2) with 17 points. Kathrin Ress and Clare Drosch added 12 points apiece.

Amber Jacobs, BC's leading scorer, was held to just two points on 1-for-10 shooting, and the Eagles committed a season-high 26 turnovers.

The smaller Hurricanes took the lead for good at 49-46 when McCormick hit a 3-pointer from the left side with 5:47 left.

After two free throws by Deveny cut the deficit to 51-50, McCormick hit another 3, making it 54-50 with 4:15 left.

BC didn't come closer than three points the rest of the way. When the Eagles did close within 61-58, McCormick scored on a driving basket with 59 seconds left.

Miami, which entered the Top 25 on Jan. 5 for the first time since the 1992-93 season, lost to Villanova 58-55 on Wednesday.

BC, which nearly equaled its season high of turnovers for a game with 16 in the first half alone, overcame its sloppy start with an 11-0 run over the final 2:45 to take a 29-27 halftime lead.

VISITORS: University of Miami 13-1,2-1

| # | Player Name | F | TOT-FG | | 3-PT | | FT-FTA | | REBOUNDS | | PF | TP | A | TO | BLK | S | MIN | |
|-----------|---------------------|---|----------------------|------|-----------------------|-------|-------------|-----|----------|-----|----|----|----|-----|-----|---|-----|--|
| | | | FG | FGA | FG | FGA | FT | FTA | OF-DE | TOT | | | | | | | | |
| 03 | KNIGHT, Melissa | f | 1-5 | 1-3 | 4-4 | 1-5 | 3 | 7 | 2 | 2 | 0 | 3 | 34 | | | | | |
| 53 | BROUSSARD, Chanivia | f | 2-7 | 0-0 | 5-8 | 1-2 | 3 | 9 | 0 | 4 | 1 | 4 | 28 | | | | | |
| 23 | WILKINS, Shaquana | c | 4-9 | 0-0 | 2-2 | 1-3 | 4 | 10 | 1 | 1 | 0 | 1 | 31 | | | | | |
| 02 | JAMES, Tamara | g | 3-12 | 1-5 | 4-5 | 4-5 | 3 | 11 | 5 | 3 | 0 | 5 | 35 | | | | | |
| 10 | McCORMICK, Yalonda | g | 8-15 | 4-7 | 3-4 | 0-3 | 2 | 23 | 3 | 2 | 1 | 1 | 38 | | | | | |
| 01 | MARINCIC, Tatjana | g | 0-0 | 0-0 | 0-0 | 0-0 | 0 | 0 | 0 | 0 | 0 | 0 | 1 | | | | | |
| 30 | WILSON, Hutashi | g | 5-7 | 0-1 | 0-0 | 2-3 | 5 | 10 | 4 | 3 | 0 | 2 | 27 | | | | | |
| 40 | HAYEK, Katie | g | 0-1 | 0-1 | 0-0 | 0-0 | 0 | 0 | 0 | 1 | 0 | 0 | 6 | | | | | |
| TEAM | | | 22-21 | | | | | | | | | | | | | | | |
| Totals | | | 23-56 | 6-17 | 18-23 | 11-19 | 30 | 19 | 70 | 15 | 17 | 2 | 16 | 200 | | | | |
| TOTAL FG% | | | 1st Half: 9-28 32.1% | | 2nd Half: 14-28 50.0% | | Game: 41.1% | | DEADB | | | | | | | | | |
| 3Pt. FG% | | | 1st Half: 2-8 25.0% | | 2nd Half: 4-9 44.4% | | Game: 35.3% | | REBS | | | | | | | | | |
| F Throw % | | | 1st Half: 7-9 77.8% | | 2nd Half: 11-14 78.6% | | Game: 78.3% | | 2 | | | | | | | | | |

HOME TEAM: Boston College 12-2,2-1

| # | Player Name | F | TOT-FG | | 3-PT | | FT-FTA | | REBOUNDS | | PF | TP | A | TO | BLK | S | MIN | |
|-----------|------------------|---|-----------------------|------|-----------------------|-------|-------------|-----|----------|-----|----|----|----|-----|-----|---|-----|--|
| | | | FG | FGA | FG | FGA | FT | FTA | OF-DE | TOT | | | | | | | | |
| 20 | PARHAM, Aja | f | 3-3 | 0-0 | 1-1 | 1-3 | 1 | 7 | 1 | 4 | 0 | 0 | 21 | | | | | |
| 25 | LEAHY, Maureen | f | 1-1 | 0-0 | 0-0 | 2-3 | 4 | 2 | 2 | 2 | 1 | 0 | 20 | | | | | |
| 55 | MACCHIA, Lisa | c | 2-6 | 0-0 | 3-4 | 2-3 | 2 | 7 | 0 | 1 | 1 | 1 | 27 | | | | | |
| 00 | DEVENY, Jessalyn | g | 6-15 | 1-1 | 4-4 | 3-5 | 1 | 17 | 7 | 2 | 0 | 5 | 40 | | | | | |
| 23 | JACOBS, Amber | g | 1-10 | 0-4 | 0-0 | 2-6 | 5 | 2 | 4 | 8 | 0 | 0 | 29 | | | | | |
| 02 | QUEENAN, Brooke | g | 3-5 | 1-1 | 0-0 | 0-2 | 3 | 7 | 2 | 0 | 1 | 0 | 16 | | | | | |
| 03 | MARSHALL, Sarah | g | 0-0 | 0-0 | 0-0 | 0-0 | 0 | 0 | 1 | 5 | 0 | 0 | 8 | | | | | |
| 11 | RESS, Kathrin | g | 3-5 | 0-0 | 6-6 | 2-2 | 2 | 12 | 0 | 0 | 0 | 1 | 14 | | | | | |
| 15 | DROESCH, Clare | g | 4-7 | 3-5 | 1-2 | 0-6 | 1 | 12 | 2 | 4 | 1 | 0 | 25 | | | | | |
| TEAM | | | 3-3 | | | | | | | | | | | | | | | |
| Totals | | | 23-52 | 5-11 | 15-17 | 12-25 | 37 | 19 | 66 | 19 | 26 | 4 | 7 | 200 | | | | |
| TOTAL FG% | | | 1st Half: 10-20 50.0% | | 2nd Half: 13-32 40.6% | | Game: 44.2% | | DEADB | | | | | | | | | |
| 3Pt. FG% | | | 1st Half: 2-4 50.0% | | 2nd Half: 3-7 42.9% | | Game: 45.5% | | REBS | | | | | | | | | |
| F Throw % | | | 1st Half: 7-8 87.5% | | 2nd Half: 8-9 88.9% | | Game: 88.2% | | 0 | | | | | | | | | |

Officials: Bonita Spence, Tom Danaher, Margaret Lynch-Gadalet
 Technical fouls: University of Miami-None. Boston College-None.
 Attendance: 2211

| Score by Periods | 1st | 2nd | Total |
|------------------|-----|-----|-------|
| Miami | 27 | 43 | 70 |
| Boston College.. | 29 | 37 | 66 |

Points in the paint-MIAMI 22,BC 26. Points off turnovers-MIAMI 22,BC 18.
 2nd chance points-MIAMI 12,BC 16. Fast break points-MIAMI 0,BC 0.
 Bench points-MIAMI 10,BC 31. Score tied-7 times. Lead changed-10 times.
 Last FG-MIAMI 2nd-01:00, BC 2nd-00:00.

2003-2004 Recaps and Boxscores

Game 15 - No. 21 Miami 57, Georgetown 55 (20T) January 14, 2004 - Convocation Center

CORAL GABLES, Fla. (AP) - Tamara James had 17 points and eight rebounds before leaving with an injury in No. 21 Miami's 57-55 victory over Georgetown in double overtime Wednesday night.

James left in the second overtime after banging her head on the floor. Her neck was immobilized and she was taken off the court on a stretcher. She was transported to nearby Doctors Hospital with what team officials called a strained neck.

Several tests were performed, including a CT scan, but the results were not immediately available.

Without their leading scorer, the Hurricanes (14-1, 3-1 Big East) held on to win despite shooting just 30 percent and making only 17 baskets.

Yalonda McCormick added 14 points, seven rebounds, six assists and four steals for Miami. Chanivia Broussard had 11 points and 11 rebounds.

Rebekkah Brunson led Georgetown (7-7, 1-3) with 18 points and 12 rebounds.

McCormick was 3-of-12 from 3-point range, but her 3-pointer with less than a minute to play tied the game. Miami had a chance to win it in regulation with about 20 seconds to play, but the Hurricanes didn't get off a shot.

Trailing 56-55 in the second overtime, Georgetown had a chance to take the lead when Kate Carlin was fouled while chasing a loose ball. But Carlin missed both free throws, essentially sealing the victory for the Hurricanes.

VISITORS: Georgetown 7-7, 1-3

| # | Player Name | TOT-FG | | 3-PT | | REBOUNDS | | | | | MIN | | |
|--------|--------------------|--------|--------|--------|-----------|----------|----|----|----|-----|-----|----|-----|
| | | FG-FGA | FG-FGA | FT-FTA | OF-DE-TOT | PF | TP | A | TO | BLK | | S | |
| 32 | BRUNSON, Rebekkah | f | 8-24 | 0-1 | 2-6 | 5-7-12 | 4 | 18 | 1 | 4 | 2 | 3 | 48 |
| 44 | TAMOULIANIS, Varda | f | 3-6 | 0-0 | 1-1 | 2-5-7 | 4 | 7 | 1 | 5 | 0 | 4 | 32 |
| 05 | LISICKY, Mary | g | 4-10 | 2-4 | 0-0 | 0-2-2 | 5 | 10 | 5 | 3 | 0 | 5 | 40 |
| 24 | LeSUEUR, Bethany | g | 3-12 | 0-0 | 4-6 | 5-3-8 | 2 | 10 | 1 | 6 | 0 | 2 | 47 |
| 25 | BRUCE, Carmen | g | 2-7 | 0-2 | 2-2 | 3-6-9 | 4 | 6 | 3 | 4 | 1 | 4 | 39 |
| 03 | CARLIN, Kate | | 1-3 | 0-1 | 0-2 | 0-2-2 | 0 | 2 | 1 | 0 | 0 | 1 | 20 |
| 22 | JENKINS, Sarah | | 1-4 | 0-1 | 0-0 | 0-1-1 | 2 | 2 | 1 | 1 | 0 | 1 | 24 |
| TEAM | | | | | 3-33 | | | | | | | | |
| Totals | | | 22-66 | 2-9 | 9-17 | 15-29-44 | 21 | 55 | 13 | 26 | 3 | 20 | 250 |

| | | | | |
|------------------|----------------------|----------------------|----------------|-------------|
| TOTAL FG% | 1st Half: 9-27 33.3% | 2nd Half: 9-26 34.6% | OT: 4-13 30.8% | Game: 33.3% |
| 3PT. FG% | 1st Half: 0-2 0.0% | 2nd Half: 2-3 66.7% | OT: 0-4 0.0% | Game: 22.2% |
| F Throw % | 1st Half: 2-2 100% | 2nd Half: 5-11 45.5% | OT: 2-4 50.0% | Game: 52.9% |
| DEAD BALL REBS 3 | | | | |

HOME TEAM: University of Miami 14-1, 3-1

| # | Player Name | TOT-FG | | 3-PT | | REBOUNDS | | | | | MIN | | |
|--------|---------------------|--------|--------|--------|-----------|----------|----|----|----|-----|-----|----|-----|
| | | FG-FGA | FG-FGA | FT-FTA | OF-DE-TOT | PF | TP | A | TO | BLK | | S | |
| 03 | KNIGHT, Melissa | f | 1-3 | 0-1 | 1-2 | 0-2-2 | 2 | 3 | 0 | 5 | 1 | 2 | 27 |
| 53 | BROUSSARD, Chanivia | f | 3-10 | 1-1 | 4-6 | 4-7-11 | 3 | 11 | 1 | 6 | 0 | 1 | 43 |
| 23 | WILKINS, Shaquana | c | 4-6 | 0-0 | 0-1 | 5-9-14 | 2 | 8 | 0 | 5 | 3 | 1 | 48 |
| 02 | JAMES, Tamara | g | 4-13 | 1-3 | 8-10 | 2-6-8 | 2 | 17 | 3 | 1 | 2 | 2 | 47 |
| 10 | McCORMICK, Yalonda | g | 4-20 | 3-12 | 3-4 | 2-5-7 | 2 | 14 | 6 | 7 | 0 | 4 | 49 |
| 01 | MARINCIC, Tatjana | | 0-1 | 0-1 | 0-2 | 0-1-1 | 1 | 0 | 2 | 3 | 0 | 1 | 12 |
| 30 | WILSON, Hutashi | | 1-3 | 1-3 | 1-2 | 0-1-1 | 4 | 4 | 2 | 3 | 0 | 1 | 24 |
| TEAM | | | | | 3-36 | | | | | | | | |
| Totals | | | 17-56 | 6-21 | 17-27 | 16-34-50 | 16 | 57 | 14 | 31 | 6 | 12 | 250 |

| | | | | |
|------------------|----------------------|----------------------|----------------|-------------|
| TOTAL FG% | 1st Half: 8-22 36.4% | 2nd Half: 6-24 25.0% | OT: 3-10 30.0% | Game: 30.4% |
| 3PT. FG% | 1st Half: 3-7 42.9% | 2nd Half: 1-8 12.5% | OT: 2-6 33.3% | Game: 28.6% |
| F Throw % | 1st Half: 5-7 71.4% | 2nd Half: 8-14 57.1% | OT: 4-6 66.7% | Game: 63.0% |
| DEAD BALL REBS 4 | | | | |

Officials: Dee Kantner, Yvette McKinney, Susan Chue
 Technical fouls: Georgetown-None. University of Miami-None.
 Attendance: 952

| Score by Periods | 1st | 2nd | OT | OT2 | Total |
|------------------|-----|-----|----|-----|-------|
| Georgetown | 20 | 25 | 8 | 2 | 55 |
| Miami | 24 | 21 | 8 | 4 | 57 |

Points in the paint-HOYAS 26,MIAMI 8. Points off turnovers-HOYAS 13,MIAMI 17.
 2nd chance points-HOYAS 12,MIAMI 5. Fast break points-HOYAS 4,MIAMI 4.
 Bench points-HOYAS 4,MIAMI 4. Score tied-12 times. Lead changed-12 times.
 Last FG-HOYAS 02:04:38, MIAMI 02:02:04.

Game 16 - No. 21 Miami 77, Pittsburgh 68 January 17, 2004 - Convocation Center

CORAL GABLES, Fla. (AP) - Shaquana Wilkins had 20 points and a career-high 15 rebounds to lift No. 21 Miami to a 77-68 victory over Pittsburgh on Saturday night.

The Hurricanes (15-1, 4-1 Big East) played without leading scorer Tamara James, who sprained her neck Wednesday.

Senior Chanivia Broussard added 19 points and four steals, while Hutashi Wilson scored 13 points and dished out five assists.

Miami closed out the first half with a 20-8 run to build a 14-point lead.

The Hurricanes extended the lead to 17 points early in the second half, but Pittsburgh (6-9, 2-3) used a 12-4 run to make it 57-48 with a little more than seven minutes remaining.

The Panthers couldn't get any closer, though. Wilkins scored four of Miami's final eight points, helping the Hurricanes stay unbeaten in eight games at home.

LaToya Kincaid led Pitt with 21 points.

James was released from the hospital Thursday after a CT scan and X-rays came back negative. She banged her head on the floor in a double-overtime win against Georgetown. Her neck was immobilized and she was taken off the court on a stretcher.

VISITORS: Pittsburgh 6-9, 2-3

| # | Player Name | TOT-FG | | 3-PT | | REBOUNDS | | | | | MIN | | |
|--------|------------------|--------|--------|--------|-----------|----------|----|----|----|-----|-----|---|-----|
| | | FG-FGA | FG-FGA | FT-FTA | OF-DE-TOT | PF | TP | A | TO | BLK | | S | |
| 45 | KINCAID, LaToya | f | 7-15 | 0-0 | 7-9 | 4-4-8 | 3 | 21 | 0 | 3 | 0 | 2 | 32 |
| 52 | TAYLOR, Cheron | f | 1-4 | 0-0 | 2-2 | 2-3-5 | 3 | 4 | 0 | 1 | 0 | 0 | 12 |
| 54 | STUFFLET, Sheila | f | 2-5 | 0-0 | 0-0 | 1-2-3 | 0 | 4 | 1 | 2 | 1 | 0 | 10 |
| 10 | HUGHES, Brooke | g | 4-7 | 3-5 | 1-2 | 0-1-1 | 3 | 12 | 5 | 3 | 0 | 3 | 40 |
| 23 | ALLEN, Jessica | g | 1-2 | 1-2 | 0-0 | 0-0-0 | 4 | 3 | 1 | 3 | 0 | 0 | 15 |
| 03 | BROWN, Jennifer | | 4-8 | 0-0 | 7-8 | 2-5-7 | 3 | 15 | 2 | 2 | 4 | 1 | 29 |
| 24 | MOORE, Stacy | | 0-2 | 0-0 | 0-2 | 0-2-2 | 0 | 0 | 1 | 2 | 0 | 1 | 17 |
| 30 | HISTED, Katie | | 1-3 | 0-2 | 4-4 | 2-3-5 | 1 | 6 | 1 | 6 | 0 | 0 | 21 |
| 44 | TAYLOR, Danielle | | 1-3 | 0-0 | 0-1-1 | 2-2-2 | 2 | 2 | 0 | 2 | 0 | 0 | 12 |
| 55 | MORRIS, Alisha | | 0-1 | 0-0 | 1-2 | 0-1-1 | 1 | 1 | 0 | 2 | 0 | 1 | 12 |
| TEAM | | | | | 2-24 | | | | | | | | |
| Totals | | | 21-50 | 4-9 | 22-29 | 13-4-37 | 20 | 68 | 11 | 27 | 5 | 8 | 200 |

| | | | | |
|-----------|----------------------|-----------------------|-------------|-------|
| TOTAL FG% | 1st Half: 8-25 32.0% | 2nd Half: 13-25 52.0% | Game: 42.0% | DEADB |
| 3PT. FG% | 1st Half: 2-6 33.3% | 2nd Half: 2-3 66.7% | Game: 44.4% | REBS |
| F Throw % | 1st Half: 6-10 60.0% | 2nd Half: 16-19 84.2% | Game: 75.9% | 3 |

HOME TEAM: University of Miami 15-1, 4-1

| # | Player Name | TOT-FG | | 3-PT | | REBOUNDS | | | | | MIN | | |
|--------|---------------------|--------|--------|--------|-----------|----------|----|----|----|-----|-----|----|-----|
| | | FG-FGA | FG-FGA | FT-FTA | OF-DE-TOT | PF | TP | A | TO | BLK | | S | |
| 03 | KNIGHT, Melissa | f | 2-6 | 1-2 | 3-4 | 1-2-3 | 5 | 8 | 1 | 3 | 0 | 3 | 22 |
| 53 | BROUSSARD, Chanivia | f | 5-12 | 0-0 | 9-12 | 3-1-4 | 4 | 19 | 0 | 2 | 2 | 4 | 27 |
| 23 | WILKINS, Shaquana | c | 9-13 | 0-0 | 2-3 | 7-8-15 | 4 | 20 | 1 | 0 | 3 | 2 | 40 |
| 10 | McCORMICK, Yalonda | g | 3-14 | 0-6 | 3-4 | 1-1-2 | 2 | 9 | 6 | 5 | 0 | 8 | 40 |
| 30 | WILSON, Hutashi | g | 4-8 | 0-1 | 5-6 | 0-2-2 | 2 | 13 | 5 | 2 | 0 | 2 | 32 |
| 01 | MARINCIC, Tatjana | | 1-3 | 0-1 | 2-2 | 0-0-0 | 2 | 4 | 0 | 0 | 0 | 1 | 12 |
| 05 | DHAHABU, Imami | | 2-3 | 0-0 | 0-0 | 1-2-3 | 0 | 4 | 0 | 0 | 1 | 1 | 7 |
| 22 | PHANORD, Fallon | | 0-3 | 0-0 | 0-0 | 2-2-4 | 0 | 0 | 0 | 3 | 0 | 0 | 14 |
| 40 | HAYEK, Katie | | 0-0 | 0-0 | 0-0 | 0-0-0 | 0 | 0 | 0 | 1 | 0 | 0 | 6 |
| TEAM | | | | | 2-24 | | | | | | | | |
| Totals | | | 26-62 | 1-10 | 24-31 | 17-20-37 | 19 | 77 | 13 | 16 | 6 | 21 | 200 |

| | | | | |
|-----------|-----------------------|-----------------------|-------------|-------|
| TOTAL FG% | 1st Half: 13-33 39.4% | 2nd Half: 13-29 44.8% | Game: 41.9% | DEADB |
| 3PT. FG% | 1st Half: 1-5 20.0% | 2nd Half: 0-5 0.0% | Game: 10.0% | REBS |
| F Throw % | 1st Half: 11-14 78.6% | 2nd Half: 13-17 76.5% | Game: 77.4% | 2 |

Officials: Bonita Spence, Tom Danaher, Ken Drayton
 Technical fouls: Pittsburgh-None. University of Miami-None.
 Attendance: 1104

| Score by Periods | 1st | 2nd | Total |
|------------------|-----|-----|-------|
| Pittsburgh | 24 | 44 | 68 |
| Miami | 38 | 39 | 77 |

Points in the paint-PITT 26,MIAMI 40. Points off turnovers-PITT 16,MIAMI 22.
 2nd chance points-PITT 8,MIAMI 15. Fast break points-PITT 4,MIAMI 8.
 Bench points-PITT 24,MIAMI 8. Score tied-1 time. Lead changed-0 times.
 Last FG-PITT 2nd:00:38, MIAMI 2nd:00:16.

2003-2004 Recaps and Boxscores

Game 17 - No. 18 Miami 86, Providence 67 January 20, 2004 - Alumni Hall

PROVIDENCE, R.I. (AP) - Yalonda McCormick scored 24 points and Chanivia Broussard added 20 to help No. 18 Miami beat Providence 86-67 Tuesday.

The Hurricanes (16-1, 5-1 Big East) took over sole possession of first place in the Big East just ahead of No. 5 Connecticut, which is 4-1 in league play.

Miami also extended its winning streak to four games after shooting a season-high 60.7 percent.

Gayle Nwafili paced the Friars (4-12, 0-5) with a career-high 24 points, while Kristin Quinn added a season-high 20 points.

With the game tied at 10, the Hurricanes went on a 15-3 run to take a 25-13 lead.

Nwafili converted a three-point play to cut the lead to 27-21, but Miami ran off the last seven points for a 34-21 halftime lead.

Miami went to a full-court, man-to-man press to open the second half and increased its lead to 45-29. Providence rallied behind Nwafili but the closest the Friars could get was 47-37 with 13:19 left.

Broussard matched her season high with 14 rebounds, and Tamara James added 17 points.

VISITORS: University of Miami 16-1, 5-1

| # | Player Name | TOT-FG | | 3-PT | | REBOUNDS | | PF | TP | A | TO | BLK | S | MIN |
|-----------|---------------------|-----------------------|-------|-----------------------|-----------|-------------|----|-------|----|---|----|-----|----|-----|
| | | FG-FA | FG-FA | FT-FTA | OF-DE-TOT | | | | | | | | | |
| 02 | JAMES, Tamara | * 8-12 | 1-3 | 0-0 | 1-1-2 | 2 | 17 | 5 | 7 | 0 | 0 | 0 | 0 | 37 |
| 03 | KNIGHT, Melissa | * 6-8 | 1-2 | 0-0 | 1-3-4 | 2 | 13 | 6 | 3 | 0 | 2 | 2 | 32 | |
| 10 | MCCORMICK, Yalonda | * 9-13 | 4-8 | 2-2 | 3-1-4 | 1 | 24 | 4 | 4 | 0 | 2 | 40 | | |
| 23 | WILKINS, Shaquana | * 3-6 | 0-0 | 2-2 | 0-5-3 | 3 | 8 | 1 | 1 | 0 | 1 | 19 | | |
| 53 | BROUSSARD, Chanivia | * 8-11 | 0-0 | 4-4 | 3-11-14 | 4 | 20 | 2 | 7 | 1 | 3 | 34 | | |
| 00 | AUDIBERT, Amy | 0-0 | 0-0 | 0-0 | 0-0-0 | 0 | 0 | 0 | 0 | 0 | 0 | 1 | | |
| 01 | MARINCIC, Tatjana | 0-2 | 0-1 | 2-2 | 2-0-2 | 1 | 2 | 1 | 0 | 0 | 0 | 5 | | |
| 05 | DHAHABU, Imani | 0-2 | 0-0 | 0-0 | 0-1-1 | 2 | 0 | 2 | 1 | 0 | 0 | 12 | | |
| 22 | PHANORD, Fallon | 0-0 | 0-0 | 0-0 | 0-0-0 | 0 | 0 | 2 | 0 | 0 | 0 | 1 | | |
| 30 | WILSON, Hutashi | 0-2 | 0-1 | 2-2 | 1-0-1 | 3 | 2 | 2 | 1 | 0 | 4 | 16 | | |
| 40 | HAYEK, Katie | 0-0 | 0-0 | 0-0 | 0-0-0 | 0 | 0 | 0 | 1 | 0 | 0 | 3 | | |
| TEAM | | | | | 3-36 | | | | | | | | | |
| Totals | | 34-56 | 6-15 | 12-12 | 11-25-36 | 18 | 86 | 23 | 27 | 1 | 12 | 200 | | |
| TOTAL FG% | | 1st Half: 13-27 48.1% | | 2nd Half: 21-29 72.4% | | Game: 60.7% | | DEADB | | | | | | |
| 3Pt. FG% | | 1st Half: 2-7 28.6% | | 2nd Half: 4-8 50.0% | | Game: 40.0% | | REBS | | | | | | |
| F Throw % | | 1st Half: 6-6 100% | | 2nd Half: 6-6 100% | | Game: 100% | | 0 | | | | | | |

HOME TEAM: Providence College 4-12, 0-5

| # | Player Name | TOT-FG | | 3-PT | | REBOUNDS | | PF | TP | A | TO | BLK | S | MIN |
|-----------|-------------------|----------------------|-------|-----------------------|-----------|-------------|----|-------|----|---|----|-----|---|-----|
| | | FG-FA | FG-FA | FT-FTA | OF-DE-TOT | | | | | | | | | |
| 02 | BAUGH, Kris | * 2-11 | 0-1 | 3-4 | 3-1-4 | 3 | 7 | 3 | 4 | 0 | 5 | 34 | | |
| 14 | FURSTENBURG, Jill | * 1-8 | 0-2 | 0-0 | 0-1-1 | 1 | 2 | 4 | 3 | 0 | 2 | 28 | | |
| 23 | QUINN, Kristin | * 5-11 | 4-7 | 6-6 | 0-0-0 | 0 | 20 | 0 | 1 | 0 | 6 | 37 | | |
| 30 | NWAFILI, Gayle | * 7-10 | 0-0 | 10-14 | 5-4-9 | 0 | 24 | 1 | 0 | 2 | 6 | 38 | | |
| 42 | FREEBURG, Brooke | * 3-7 | 0-0 | 0-0 | 1-1-2 | 1 | 6 | 0 | 6 | 1 | 1 | 31 | | |
| 13 | FABOR, Janell | 0-3 | 0-1 | 0-0 | 0-1-1 | 1 | 0 | 0 | 5 | 0 | 0 | 10 | | |
| 24 | SNYDER, Shauna | 4-6 | 0-1 | 0-0 | 1-0-1 | 1 | 8 | 1 | 0 | 0 | 1 | 15 | | |
| 35 | GILMORE, Jama | 0-0 | 0-0 | 0-0 | 0-0-0 | 2 | 0 | 0 | 0 | 0 | 0 | 2 | | |
| 40 | KEEFE, Katie | 0-1 | 0-1 | 0-0 | 1-1-2 | 0 | 0 | 0 | 1 | 0 | 0 | 5 | | |
| TEAM | | | | | 1-2-3 1 | | | | | | | | | |
| Totals | | 22-57 | 4-13 | 19-24 | 12-11-23 | 9 | 67 | 9 | 21 | 3 | 21 | 200 | | |
| TOTAL FG% | | 1st Half: 9-25 36.0% | | 2nd Half: 13-32 40.6% | | Game: 38.6% | | DEADB | | | | | | |
| 3Pt. FG% | | 1st Half: 1-5 20.0% | | 2nd Half: 3-8 37.5% | | Game: 30.8% | | REBS | | | | | | |
| F Throw % | | 1st Half: 2-3 66.7% | | 2nd Half: 17-21 81.0% | | Game: 79.2% | | 3 | | | | | | |

Officials: Lisa Mattingly, Kathy Lynch, Jack Riordan
 Technical fouls: University of Miami-None. Providence College-None.
 Attendance: 242

| Score by Periods | 1st | 2nd | Total |
|--------------------|-----|-----|-------|
| Miami | 34 | 52 | 86 |
| Providence College | 21 | 46 | 67 |

Points in the paint-MIAMI 32,PC 16. Points off turnovers-MIAMI 23,PC 31.
 2nd chance points-MIAMI 20,PC 15. Fast break points-MIAMI 0,PC 0.
 Bench points-MIAMI 4,PC 8. Score tied-3 times. Lead changed-2 times.
 Last FG-MIAMI 2nd:00:39, PC 2nd:00:23.

Game 18 - Notre Dame 59, No. 17 Miami 50 January 28, 2004 - The Convocation Center

CORAL GABLES, Fla. (AP) - Courtney LaVere scored 15 points, and Notre Dame rode a strong run at the start of the second half to a 59-50 victory Wednesday night over No. 17 Miami.

The Irish (12-7, 5-2) went on an 11-2 run after the break to take a 37-30 lead, and Miami managed just three baskets while turning the ball over seven times in the first 12:47.

Tamara James scored 16 points to lead Miami (16-2, 5-2), which lost for the first time since Jan. 7. The Hurricanes shot just 37 percent.

Megan Duffy hit two free throws to push the lead to 45-37 with 6:23 left. Katy Flecky's short jumper with 2:07 remaining ended a 9-4 run for Miami and gave the Irish a 51-46 lead.

Notre Dame, which made 18 of 22 free throws, went nine for 10 from the line in the final 1:18 to seal the victory.

After falling behind early, Notre Dame went on an 8-0 run to tie the game at 20 on Breona Gray's layup with 7:31 left in the first half. Miami responded with back-to-back 3-pointers by Yalonda McCormick and Melissa Knight and led 28-26 lead at halftime.

VISITORS: Notre Dame 12-7, 5-2

| # | Player Name | TOT-FG | | 3-PT | | REBOUNDS | | PF | TP | A | TO | BLK | S | MIN |
|-----------|----------------------|----------------------|-------|-----------------------|-----------|-------------|----|-------|----|---|----|-----|----|-----|
| | | FG-FA | FG-FA | FT-FTA | OF-DE-TOT | | | | | | | | | |
| 21 | Batteast, Jacqueline | f 3-7 | 0-0 | 3-4 | 4-6-10 | 1 | 9 | 0 | 3 | 1 | 0 | 0 | 37 | |
| 12 | Borton, Teresa | c 0-1 | 0-0 | 0-0 | 0-2-2 | 3 | 0 | 0 | 1 | 0 | 1 | 15 | | |
| 04 | Severe, Le'Tania | g 0-2 | 0-0 | 3-4 | 0-2-2 | 3 | 3 | 4 | 11 | 1 | 2 | 28 | | |
| 13 | Duffy, Megan | g 3-7 | 1-3 | 7-8 | 0-6-6 | 1 | 14 | 5 | 7 | 0 | 0 | 31 | | |
| 23 | Hernandez, Monique | g 0-1 | 0-0 | 0-0 | 1-0-1 | 0 | 0 | 1 | 0 | 0 | 0 | 3 | | |
| 32 | Gray, Breona | 2-5 | 0-0 | 0-0 | 0-0-0 | 1 | 4 | 1 | 1 | 0 | 1 | 20 | | |
| 33 | Flecky, Katy | 2-5 | 1-3 | 2-2 | 1-2-3 | 1 | 7 | 2 | 1 | 3 | 2 | 23 | | |
| 34 | Erwin, Crystal | 3-4 | 0-0 | 1-2 | 1-2-3 | 1 | 7 | 2 | 1 | 1 | 0 | 18 | | |
| 41 | LaVere, Courtney | 6-11 | 1-1 | 2-2 | 0-3-3 | 4 | 15 | 0 | 0 | 0 | 3 | 25 | | |
| TEAM | | | | | 2-1-3 1 | | | | | | | | | |
| Totals | | 19-43 | 3-7 | 18-22 | 9-24-33 | 15 | 59 | 15 | 26 | 6 | 12 | 200 | | |
| TOTAL FG% | | 1st Half: 9-24 37.5% | | 2nd Half: 10-19 52.6% | | Game: 44.2% | | DEADB | | | | | | |
| 3Pt. FG% | | 1st Half: 2-4 50.0% | | 2nd Half: 1-3 33.3% | | Game: 42.9% | | REBS | | | | | | |
| F Throw % | | 1st Half: 6-8 75.0% | | 2nd Half: 12-14 85.7% | | Game: 81.8% | | 2 | | | | | | |

HOME TEAM: University of Miami 16-2, 5-2

| # | Player Name | TOT-FG | | 3-PT | | REBOUNDS | | PF | TP | A | TO | BLK | S | MIN |
|-----------|---------------------|-----------------------|-------|----------------------|-----------|-------------|----|-------|----|---|----|-----|---|-----|
| | | FG-FA | FG-FA | FT-FTA | OF-DE-TOT | | | | | | | | | |
| 03 | KNIGHT, Melissa | f 1-5 | 1-4 | 1-3 | 0-4-4 | 4 | 4 | 3 | 2 | 0 | 2 | 30 | | |
| 53 | BROUSSARD, Chanivia | f 3-8 | 0-0 | 1-3 | 2-1-3 | 3 | 7 | 0 | 3 | 1 | 2 | 22 | | |
| 23 | WILKINS, Shaquana | c 4-10 | 0-0 | 2-2 | 6-5-1 | 2 | 10 | 1 | 3 | 2 | 2 | 28 | | |
| 02 | JAMES, Tamara | g 6-12 | 2-6 | 2-2 | 1-2-3 | 3 | 16 | 2 | 4 | 0 | 2 | 40 | | |
| 10 | MCCORMICK, Yalonda | g 2-12 | 1-6 | 0-0 | 0-1-1 | 5 | 5 | 7 | 5 | 1 | 6 | 38 | | |
| 01 | MARINCIC, Tatjana | 0-0 | 0-0 | 0-1 | 0-0-0 | 0 | 0 | 0 | 1 | 0 | 0 | 4 | | |
| 05 | DHAHABU, Imani | 4-4 | 0-0 | 0-0 | 2-3-5 | 1 | 8 | 0 | 2 | 0 | 2 | 25 | | |
| 30 | WILSON, Hutashi | 0-2 | 0-1 | 0-0 | 0-0-0 | 3 | 0 | 1 | 4 | 0 | 0 | 9 | | |
| 40 | HAYEK, Katie | 0-1 | 0-1 | 0-0 | 0-0-0 | 0 | 0 | 0 | 0 | 0 | 1 | 4 | | |
| TEAM | | | | | 2-1-3 1 | | | | | | | | | |
| Totals | | 20-54 | 4-18 | 6-11 | 13-17-30 | 21 | 50 | 14 | 25 | 4 | 17 | 200 | | |
| TOTAL FG% | | 1st Half: 11-25 44.0% | | 2nd Half: 9-29 31.0% | | Game: 37.0% | | DEADB | | | | | | |
| 3Pt. FG% | | 1st Half: 3-9 33.3% | | 2nd Half: 1-9 11.1% | | Game: 22.2% | | REBS | | | | | | |
| F Throw % | | 1st Half: 3-4 75.0% | | 2nd Half: 3-7 42.9% | | Game: 54.5% | | 2 | | | | | | |

Officials: Dee Kantner, Deborah Allen, Shane Griffin
 Technical fouls: Notre Dame-None. University of Miami-None.
 Attendance: 2365

| Score by Periods | 1st | 2nd | Total |
|------------------|-----|-----|-------|
| Notre Dame | 26 | 33 | 59 |
| Miami | 28 | 22 | 50 |

Points in the paint-ND 24,MIAMI 26. Points off turnovers-ND 20,MIAMI 20.
 2nd chance points-ND 4,MIAMI 6. Fast break points-ND 6,MIAMI 6.
 Bench points-ND 33,MIAMI 8. Score tied-4 times. Lead changed-3 times.
 Last FG-ND 2nd:02:07, MIAMI 2nd:00:24.

2003-2004 Recaps and Boxscores

Game 19 - Rutgers 76, No. 17 Miami 69 January 31, 2004 - The Convocation Center

CORAL GABLES, Fla. (AP) - Cappie Pondexter scored 25 points and Rutgers handed No. 17 Miami its second home loss in four days with a 76-69 win Saturday.

Miami (16-3, 5-3 Big East), which lost 59-50 to Notre Dame Wednesday night, fell behind early and rarely led against Rutgers, who also got 21 points from Chelsea Newton.

Down at the half, Miami cut Rutgers' lead to 70-65 on a 3-pointer by Chanivia Broussard with 2:14 remaining, and appeared to force Shalicia Hurns into a shot clock violation on Rutgers' ensuing possession.

However, no whistle was blown, and Rutgers (12-7, 4-3) took a 71-65 lead on a free throw by Pondexter with 41 seconds left. A three-point play by Shaquana Wilkins cut the lead to 72-69 with 18 seconds remaining, but Pondexter hit all four free throws down the stretch to seal the win for the Scarlet Knights.

Rutgers raced out to a 12-6 lead, but Miami put together a 9-0 run keyed by five points from Yalonda McCormick, who scored 16 of her team-high 23 points in the first half. Rutgers finished the half strong, scoring the final four points to take a 35-30 half-time lead.

The Hurricanes opened the second half with a 7-0 run, taking a 37-35 lead on a layup by Tamara James. But Rutgers responded with a 14-2 run to take a 49-39 lead.

Rutgers shot 50.9 percent and held a 37-36 rebounding edge over Miami, which shot just 41.7 percent.

VISITORS: RUTGERS 12-7, 4-3

| # | Player Name | TOT-FG | | 3-PT | | REBOUNDS | | | | | MIN | | |
|-----------|--------------------|--------|-----------------------|--------|-----------------------|----------|----|-------------|----|-----|-----|-------|-----|
| | | FG-FGA | FG-FGA | FT-FTA | OF-DE-TOT | PF | TP | A | TO | BLK | | S | |
| 34 | CAMPBELL, Michelle | f | 2-4 | 0-0 | 1-2 | 2-13 | 3 | 5 | 0 | 0 | 0 | 0 | 21 |
| 55 | RICHMAN, Rebecca | c | 2-7 | 0-0 | 0-0 | 3-7-10 | 1 | 4 | 1 | 0 | 2 | 1 | 20 |
| 25 | PONDEXTER, Cappie | | 8-17 | 1-3 | 8-9 | 3-3-6 | 2 | 25 | 5 | 3 | 0 | 4 | 35 |
| 32 | NEWTON, Chelsea | g | 9-11 | 0-0 | 3-4 | 0-1-1 | 5 | 21 | 5 | 2 | 0 | 4 | 33 |
| 35 | McCULLOUGH, Dawn | g | 1-7 | 0-3 | 1-4 | 0-4-4 | 3 | 3 | 0 | 4 | 0 | 0 | 32 |
| 00 | HURNS, Shalicia | | 6-8 | 0-0 | 4-4 | 1-4-5 | 1 | 16 | 0 | 4 | 1 | 2 | 31 |
| 03 | LOCKE, Courtney | | 0-0 | 0-0 | 0-0 | 1-0-1 | 1 | 0 | 0 | 2 | 0 | 0 | 11 |
| 13 | JETT, Nikki.. | | 0-2 | 0-0 | 0-1 | 1-2-3 | 2 | 0 | 2 | 1 | 0 | 0 | 7 |
| 52 | CAHOE, Aquisha | | 1-1 | 0-0 | 0-1 | 1-1-2 | 0 | 2 | 0 | 1 | 1 | 0 | 10 |
| TEAM | | | | | | 2-2-1 | | | | | | | |
| Totals | | | 29-57 | 1-6 | 17-25 | 12-25-37 | 18 | 76 | 13 | 18 | 4 | 11 | 200 |
| TOTAL FG% | | | 1st Half: 15-30 50.0% | | 2nd Half: 14-27 51.9% | | | Game: 50.9% | | | | DEADB | |
| 3-PT. FG% | | | 1st Half: 0-2 0.0% | | 2nd Half: 1-4 25.0% | | | Game: 16.7% | | | | REBS | |
| F Throw % | | | 1st Half: 5-8 62.5% | | 2nd Half: 12-17 70.6% | | | Game: 68.0% | | | | 3 | |

HOME TEAM: University of Miami 16-3, 5-3

| # | Player Name | TOT-FG | | 3-PT | | REBOUNDS | | | | | MIN | | |
|-----------|----------------------|--------|-----------------------|--------|-----------------------|----------|----|-------------|----|-----|-----|-------|-----|
| | | FG-FGA | FG-FGA | FT-FTA | OF-DE-TOT | PF | TP | A | TO | BLK | | S | |
| 02 | JAMES, Tamara | f | 4-9 | 1-4 | 1-2 | 2-3-5 | 3 | 10 | 5 | 2 | 0 | 0 | 29 |
| 53 | BROUSSARD, Chanivia | f | 7-13 | 1-1 | 2-2 | 0-4-4 | 4 | 17 | 0 | 1 | 1 | 1 | 25 |
| 23 | WILKINS, Shaquana | c | 3-8 | 0-0 | 4-7 | 5-6-11 | 4 | 10 | 2 | 0 | 2 | 1 | 38 |
| 03 | KNIGHT, Melissa | g | 2-5 | 0-0 | 3-4 | 1-4-5 | 3 | 7 | 2 | 8 | 0 | 2 | 38 |
| 10 | MCCORMICK, Yalonda.. | g | 9-21 | 1-6 | 4-6 | 1-2-3 | 4 | 23 | 3 | 2 | 1 | 3 | 40 |
| 05 | DHAHABU, Imani | | 0-2 | 0-0 | 2-2 | 2-1-3 | 1 | 2 | 0 | 0 | 0 | 1 | 13 |
| 30 | WILSON, Hutashi | | 0-1 | 0-0 | 0-1 | 0-0-0 | 2 | 0 | 2 | 2 | 0 | 0 | 12 |
| 40 | HAYEK, Katie. | | 0-1 | 0-1 | 0-0 | 0-0-0 | 0 | 0 | 0 | 0 | 0 | 0 | 5 |
| TEAM | | | | | | 4-1-5 | | | | | | | |
| Totals | | | 25-60 | 3-12 | 16-24 | 15-21-36 | 21 | 69 | 14 | 16 | 4 | 8 | 200 |
| TOTAL FG% | | | 1st Half: 11-30 36.7% | | 2nd Half: 14-30 46.7% | | | Game: 41.7% | | | | DEADB | |
| 3-PT. FG% | | | 1st Half: 2-7 28.6% | | 2nd Half: 1-5 20.0% | | | Game: 25.0% | | | | REBS | |
| F Throw % | | | 1st Half: 6-9 66.7% | | 2nd Half: 10-15 66.7% | | | Game: 66.7% | | | | 3 | |

Officials: Lisa Mattingly, Wesley Dean, Tina Napier
 Technical fouls: Rutgers-None. University of Miami-None.
 Attendance: 1547

| Score by Periods | 1st | 2nd | Total |
|------------------|-----|------|-------|
| Rutgers | 35 | 41 - | 76 |
| Miami | 30 | 39 - | 69 |

Game 20 - No. 4 UConn 83, No. 22 Miami 65 February 8, 2004 - Gampel Pavilion

STORRS, Conn. (AP) - Despite a season-high 33 turnovers, No. 4 Connecticut defeated No. 22 Miami 83-65 on Sunday in its first game since beating top-ranked Tennessee on Thursday.

"They were keyed up to play well," Auriemma said. "We ran some great stuff on offense. It wasn't anything I didn't expect. What I didn't expect was we either cross halfcourt and score or cross halfcourt and throw it away."

Miami's quickness and UConn's errant passes resulted in 21 steals for the Hurricanes, who still were unable to stop Diana Taurasi and Ashley Battle.

Taurasi had 21 points and six steals, but she also had a team-high eight turnovers. Battle added a career-high 18 points for the Huskies (18-2, 8-1 Big East).

"They were pretty aggressive on defense," Battle said. "Sometimes that kind of forces you to rush a little bit. When we held onto the ball, we played awesome."

Chanivia Broussard led Miami with 20 points. Tamara James scored 19 and had seven steals. The Hurricanes have lost three straight.

The Huskies dominated inside, outrebounding Miami 46-30 and outscoring the Hurricanes 42-26 in the paint. When their offense was clicking, the Huskies scored on crisp backdoor cuts and finished strong off fastbreaks.

"I think we were in a little bit of a hurry to hurry up and get it done," Auriemma said. "It was good for us to see that's not us. We can't play quicker than a quick team. That's not our style."

UConn was up by 25 early in the second half. Battle had six points in a 9-0 second half run, capped by Willnett Crockett's layup that gave UConn its largest lead at 58-33.

But the Hurricanes continued to press late in the game and took advantage of UConn turnovers, cutting the lead to 14 against the UConn reserves with under three minutes to play. The starters returned and the Huskies regained control.

"In the beginning of the game we were patient and did a lot of good things," Miami coach Ferne Labati said. "We ended up taking quick shots and bad shots. (UConn) controlled the boards from the get-go. That was a major factor."

Miami scored 20 points off UConn turnovers while the Huskies converted Miami's 23 miscues into 24 points.

The 33 turnovers were the most for UConn since the 1994-95 season.

VISITORS: University of MIAMI 16-4, 5-4

| # | Player Name | TOT-FG | | 3-PT | | REBOUNDS | | | | | MIN | | |
|-----------|----------------------|--------|-----------------------|--------|-----------------------|----------|----|-------------|----|-----|-----|-------|-----|
| | | FG-FGA | FG-FGA | FT-FTA | OF-DE-TOT | PF | TP | A | TO | BLK | | S | |
| 03 | KNIGHT, Melissa | f | 3-8 | 0-4 | 0-0 | 3-2-5 | 4 | 6 | 1 | 2 | 0 | 2 | 37 |
| 23 | WILKINS, Shaquana | f | 4-9 | 0-0 | 5-5 | 3-5-8 | 4 | 13 | 2 | 3 | 1 | 4 | 39 |
| 53 | BROUSSARD, Chanivia. | g | 8-18 | 0-1 | 4-6 | 1-2-3 | 5 | 20 | 3 | 4 | 1 | 3 | 31 |
| 02 | JAMES, Tamara | g | 6-15 | 3-6 | 4-4 | 1-1-2 | 3 | 19 | 2 | 3 | 1 | 7 | 39 |
| 10 | MCCORMICK, Yalonda.. | g | 1-14 | 0-6 | 1-2 | 2-2-4 | 2 | 3 | 5 | 7 | 0 | 3 | 37 |
| 05 | DHAHABU, Imani | | 2-4 | 0-0 | 0-0 | 1-2-3 | 3 | 4 | 0 | 3 | 0 | 2 | 13 |
| 22 | PHANORD, Fallon | | 0-0 | 0-0 | 0-0 | 0-0-0 | 0 | 0 | 0 | 0 | 0 | 0 | 1 |
| 30 | WILSON, Hutashi | | 0-0 | 0-0 | 0-0 | 0-0-0 | 1 | 0 | 1 | 1 | 0 | 0 | 3 |
| TEAM | | | | | | 2-3-5 | | | | | | | |
| Totals | | | 24-68 | 3-17 | 14-17 | 13-17-30 | 22 | 65 | 14 | 23 | 3 | 21 | 200 |
| TOTAL FG% | | | 1st Half: 11-35 31.4% | | 2nd Half: 13-33 39.4% | | | Game: 35.3% | | | | DEADB | |
| 3-PT. FG% | | | 1st Half: 1-8 12.5% | | 2nd Half: 2-9 22.2% | | | Game: 17.6% | | | | REBS | |
| F Throw % | | | 1st Half: 2-3 66.7% | | 2nd Half: 12-14 85.7% | | | Game: 82.4% | | | | 1 | |

HOME TEAM: CONNECTICUT 18-2, 8-1

| # | Player Name | TOT-FG | | 3-PT | | REBOUNDS | | | | | MIN | | |
|-----------|----------------------|--------|-----------------------|--------|-----------------------|----------|----|-------------|----|-----|-----|-------|-----|
| | | FG-FGA | FG-FGA | FT-FTA | OF-DE-TOT | PF | TP | A | TO | BLK | | S | |
| 33 | Turner, Barbara | f | 2-5 | 0-0 | 1-2 | 0-5-5 | 4 | 5 | 5 | 0 | 0 | 0 | 22 |
| 43 | Strother, Ann | f | 6-15 | 2-9 | 3-4 | 2-6-6 | 3 | 17 | 3 | 4 | 3 | 1 | 31 |
| 31 | Moore, Jessica | c | 6-7 | 0-0 | 1-3 | 3-7-10 | 1 | 13 | 3 | 2 | 0 | 1 | 28 |
| 03 | Taurasi, Diana | g | 7-12 | 3-5 | 4-4 | 3-4-7 | 2 | 21 | 3 | 8 | 0 | 6 | 32 |
| 05 | Conlon, Maria | g | 0-2 | 0-2 | 0-0 | 1-3-4 | 0 | 0 | 4 | 7 | 0 | 2 | 25 |
| 02 | Valley, Ashley | | 0-3 | 0-2 | 0-0 | 0-0-0 | 0 | 0 | 3 | 3 | 0 | 0 | 8 |
| 04 | Robinson, Kiana | | 0-0 | 0-0 | 0-0 | 0-0-0 | 0 | 0 | 0 | 0 | 0 | 0 | 1 |
| 12 | Marron, Stacey | | 0-0 | 0-0 | 0-0 | 0-0-0 | 0 | 0 | 0 | 0 | 0 | 0 | 1 |
| 20 | Valley, Morgan | | 0-1 | 0-0 | 1-2 | 0-1-1 | 2 | 1 | 1 | 1 | 0 | 0 | 8 |
| 22 | Battle, Ashley | | 5-7 | 0-0 | 8-8 | 2-3-5 | 1 | 18 | 2 | 4 | 0 | 1 | 21 |
| 23 | Crockett, Willnett.. | | 2-2 | 0-0 | 0-1 | 0-3-3 | 2 | 4 | 0 | 2 | 0 | 1 | 12 |
| 34 | Sherwood, Liz | | 2-3 | 0-0 | 0-0 | 1-1-2 | 4 | 4 | 0 | 1 | 0 | 1 | 11 |
| TEAM | | | | | | 1-2-3 | | | | | | | |
| Totals | | | 30-57 | 5-18 | 18-24 | 13-33-46 | 19 | 83 | 24 | 33 | 3 | 13 | 200 |
| TOTAL FG% | | | 1st Half: 14-28 50.0% | | 2nd Half: 16-29 55.2% | | | Game: 52.6% | | | | DEADB | |
| 3-PT. FG% | | | 1st Half: 5-12 41.7% | | 2nd Half: 0-6 0.0% | | | Game: 27.8% | | | | REBS | |
| F Throw % | | | 1st Half: 7-9 77.8% | | 2nd Half: 11-15 73.3% | | | Game: 75.0% | | | | 3 | |

Officials: Angie Lewis, Jack Plunkett, Ken Drayton
 Technical fouls: Miami-None. Connecticut-None.
 Attendance: 10167

| Score by Periods | 1st | 2nd | Total |
|------------------|-----|------|-------|
| Miami | 25 | 40 - | 65 |
| Connecticut | 40 | 43 - | 83 |

80th consecutive sellout at Gampel Pavilion

2003-2004 Recaps and Boxscores

Game 21 - Miami 85, St. John's 74 February 10, 2004 - The Convocation Center

CORAL GABLES, Fla.—The University of Miami women's basketball team snapped a three-game losing streak with an 85-74 victory over visiting St. John's University Tuesday night at the Convocation Center.

Five Miami players scored in double-figures in the winning effort. Tamara James led the team with 21 points, while Shaquana Wilkins added 19 points and seven rebounds.

Chanivia Broussard scored 13 points and grabbed six rebounds in 15 minutes of action. She was a perfect seven-of-seven from the free throw line.

Tatjana Marincic came off the bench to score her career-high 12 points and six rebounds in 19 minutes of action. Melissa Knight scored all 11 of her points in the first half.

Miami took the lead to start the game and never trailed the Red Storm. The Hurricanes owned a 38-31 advantage at halftime.

SJU pulled within six points with 1:31 left in the game, but Miami went six-of-eight from the free-throw line in the final minute to secure its eighth consecutive win over the Red Storm.

Miami leads the all-time series 18-6 over SJU. The Hurricanes shot 48.3 percent from the field, while SJU shot 32.8 percent.

VISITORS: St. John's 9-13, 3-8

| # | Player Name | f | TOT-FG | | 3-PT | | REBOUNDS | | PF | TP | A | TO | BLK | S | MIN |
|-----------|----------------------|---|-----------------------|--------|-----------------------|-----------|-------------|----|-------|----|---|----|-----|---|-----|
| | | | FG-FGA | FG-FGA | FT-FTA | OF-DE-TOT | | | | | | | | | |
| 10 | STEVENS, Shemika | f | 4-10 | 1-3 | 8-8 | 1-2-3 | 3 | 17 | 2 | 8 | 0 | 5 | 35 | | |
| 25 | GYURIS, Nora | f | 1-7 | 1-3 | 0-0 | 2-0-2 | 2 | 3 | 2 | 4 | 0 | 0 | 29 | | |
| 15 | KURTOSI, Kati | c | 5-8 | 0-1 | 4-4 | 2-2-4 | 5 | 14 | 1 | 2 | 1 | 1 | 25 | | |
| 03 | CLARK, Angie | g | 3-4 | 0-0 | 6-7 | 5-3-8 | 5 | 12 | 0 | 2 | 1 | 0 | 20 | | |
| 04 | MACMILLAN, Kim | g | 6-20 | 4-16 | 4-5 | 1-1-2 | 4 | 20 | 0 | 6 | 0 | 2 | 33 | | |
| 05 | DUKES, Mercedes | g | 0-4 | 0-0 | 0-0 | 0-1-1 | 0 | 0 | 1 | 1 | 0 | 1 | 6 | | |
| 21 | PETERSEN, Dana | g | 0-2 | 0-0 | 0-0 | 0-0-0 | 1 | 0 | 1 | 1 | 0 | 0 | 5 | | |
| 23 | ANDREWS, Crystal | g | 0-0 | 0-0 | 0-0 | 2-0-2 | 0 | 0 | 2 | 0 | 0 | 0 | 4 | | |
| 33 | CHAMBERS, Danielle.. | g | 3-9 | 0-0 | 2-4 | 5-8-13 | 4 | 8 | 1 | 0 | 0 | 5 | 30 | | |
| 45 | SZAVULY, Reka | g | 0-3 | 0-3 | 0-0 | 0-0-0 | 0 | 0 | 2 | 4 | 0 | 0 | 13 | | |
| TEAM | | | | | | | 3-3 | 1 | | | | | | | |
| Totals | | | 22-67 | 6-26 | 24-28 | 21-17-38 | 24 | 74 | 12 | 29 | 2 | 14 | 200 | | |
| TOTAL FG% | | | 1st Half: 11-29 37.9% | | 2nd Half: 11-38 28.9% | | Game: 32.8% | | DEADB | | | | | | |
| 3Pt. FG% | | | 1st Half: 2-12 16.7% | | 2nd Half: 4-14 28.6% | | Game: 23.1% | | REBS | | | | | | |
| F Throw % | | | 1st Half: 7-8 87.5% | | 2nd Half: 17-20 85.0% | | Game: 85.7% | | 1 | | | | | | |

HOME TEAM: University of Miami 17-4, 6-4

| # | Player Name | f | TOT-FG | | 3-PT | | REBOUNDS | | PF | TP | A | TO | BLK | S | MIN |
|-----------|----------------------|---|-----------------------|--------|-----------------------|-----------|-------------|----|-------|----|---|----|-----|---|-----|
| | | | FG-FGA | FG-FGA | FT-FTA | OF-DE-TOT | | | | | | | | | |
| 03 | KNIGHT, Melissa | f | 4-7 | 2-3 | 1-2 | 0-3-3 | 1 | 11 | 3 | 5 | 0 | 1 | 23 | | |
| 22 | PHANORD, Fallon | f | 1-3 | 0-1 | 0-0 | 1-1-2 | 3 | 2 | 0 | 2 | 1 | 2 | 18 | | |
| 23 | WILKINS, Shaquana | c | 8-11 | 0-0 | 3-3 | 1-6-7 | 3 | 19 | 2 | 4 | 1 | 0 | 31 | | |
| 02 | JAMES, Tamara | g | 8-11 | 0-0 | 5-6 | 2-3-5 | 4 | 21 | 0 | 4 | 0 | 5 | 32 | | |
| 10 | MCCORMICK, Yalonda | g | 1-5 | 0-0 | 1-2 | 2-3-5 | 2 | 3 | 8 | 9 | 0 | 6 | 35 | | |
| 00 | AUDIBERT, Amy | g | 0-2 | 0-0 | 1-2 | 0-0-0 | 0 | 1 | 0 | 0 | 0 | 0 | 4 | | |
| 01 | MARINCIC, Tatjana | g | 4-8 | 0-0 | 4-4 | 3-3-6 | 3 | 12 | 0 | 2 | 0 | 2 | 19 | | |
| 30 | WILSON, Hutashi | g | 0-3 | 0-2 | 2-4 | 1-1-2 | 4 | 2 | 2 | 0 | 0 | 1 | 18 | | |
| 40 | HAYEK, Katie. | g | 0-1 | 0-1 | 1-2 | 0-0-0 | 0 | 1 | 0 | 0 | 0 | 0 | 5 | | |
| 53 | BROUSSARD, Chanivia. | g | 3-9 | 0-0 | 7-7 | 5-1-6 | 5 | 13 | 2 | 4 | 3 | 1 | 15 | | |
| TEAM | | | | | | | 2-6-8 | 1 | | | | | | | |
| Totals | | | 29-60 | 2-7 | 25-32 | 17-27-44 | 25 | 85 | 17 | 31 | 5 | 18 | 200 | | |
| TOTAL FG% | | | 1st Half: 15-31 48.4% | | 2nd Half: 14-29 48.3% | | Game: 48.3% | | DEADB | | | | | | |
| 3Pt. FG% | | | 1st Half: 2-6 33.3% | | 2nd Half: 0-1 0.0% | | Game: 28.6% | | REBS | | | | | | |
| F Throw % | | | 1st Half: 6-8 75.0% | | 2nd Half: 19-24 79.2% | | Game: 78.1% | | 4 | | | | | | |

Officials: Yvette McKinney, Deborah Allen, Susan Chue
 Technical fouls: St. John's University-None. University of Miami-None.
 Attendance: 756

| Score by Periods | 1st | 2nd | Total |
|-----------------------|-----|------|-------|
| St. John's University | 31 | 43 - | 74 |
| Miami | 38 | 47 - | 85 |

Game 22 - Miami 65, No. 21 Virginia Tech 56 February 14, 2004 - Cassell Coliseum

BLACKSBURG, Va. (AP) - Chanivia Broussard had 14 of her 22 points in the second half, and Miami's 8-0 closing run gave the Hurricanes a 65-56 victory Saturday over No. 21 Virginia Tech.

Tamara James made a 3-pointer to give the Hurricanes (18-4, 7-4 Big East) a 57-54 lead. Kerri Gardin responded with a layup for the Hokies (17-6, 6-6) with 3:11 left, but Virginia Tech went scoreless the rest of the way.

Shaquana Wilkins made a layup and Miami converted six free throws in the final minute, including 4-for-4 from Broussard to seal the game. Broussard finished 10-for-10 from the free throw line.

After Miami trailed by as many as five points in the second half, Yolanda McCormick made a 3-pointer to cap an 11-5 run and give the Hurricanes a 45-44 lead with 10:12 remaining. In all, the game had four lead changes and was tied six times.

James scored 14 points and Melissa Knight added 11 for the Hurricanes, who led 30-28 at the half. Wilkins had 11 rebounds.

Gardin paced the Hokies with 13 points and 14 rebounds, but Virginia Tech shot 30.6 percent compared to 45.8 percent for the Hurricanes. Ieva Kublina added 11 points and Erin Gibson 10 for the Hokies.

VISITORS: University of Miami 18-4, 7-4

| # | Player Name | f | TOT-FG | | 3-PT | | REBOUNDS | | PF | TP | A | TO | BLK | S | MIN |
|-----------|---------------------|---|-----------------------|--------|-----------------------|-----------|-------------|----|-------|----|---|----|-----|---|-----|
| | | | FG-FGA | FG-FGA | FT-FTA | OF-DE-TOT | | | | | | | | | |
| 03 | KNIGHT, Melissa | f | 4-7 | 1-2 | 2-2 | 3-3-6 | 2 | 11 | 1 | 3 | 0 | 0 | 30 | | |
| 23 | WILKINS, Shaquana | f | 4-7 | 0-0 | 1-1 | 1-10-11 | 1 | 9 | 1 | 5 | 2 | 0 | 40 | | |
| 53 | BROUSSARD, Chanivia | f | 6-13 | 0-0 | 10-10 | 1-5-6 | 3 | 22 | 3 | 3 | 1 | 2 | 35 | | |
| 02 | JAMES, Tamara | g | 5-11 | 1-3 | 3-6 | 2-3-5 | 3 | 14 | 1 | 5 | 0 | 1 | 37 | | |
| 10 | MCCORMICK, Yalonda | g | 1-7 | 1-1 | 1-2 | 1-5-6 | 3 | 6 | 9 | 0 | 0 | 3 | 8 | | |
| 01 | MARINCIC, Tatjana | g | 1-1 | 0-0 | 0-0 | 0-1-1 | 0 | 2 | 1 | 0 | 0 | 1 | 6 | | |
| 22 | PHANORD, Fallon | g | 0-1 | 0-0 | 0-0 | 0-0-0 | 1 | 0 | 0 | 0 | 0 | 0 | 3 | | |
| 30 | WILSON, Hutashi | g | 1-1 | 0-0 | 1-2 | 0-2-2 | 1 | 3 | 0 | 0 | 0 | 0 | 11 | | |
| TEAM | | | | | | | 2-4-6 | | | | | | | | |
| Totals | | | 22-48 | 3-6 | 18-23 | 10-33-43 | 14 | 65 | 13 | 25 | 3 | 4 | 200 | | |
| TOTAL FG% | | | 1st Half: 10-23 43.5% | | 2nd Half: 12-25 48.0% | | Game: 45.8% | | DEADB | | | | | | |
| 3Pt. FG% | | | 1st Half: 1-2 50.0% | | 2nd Half: 2-4 50.0% | | Game: 50.0% | | REBS | | | | | | |
| F Throw % | | | 1st Half: 9-9 100% | | 2nd Half: 9-14 64.3% | | Game: 78.3% | | 3 | | | | | | |

HOME TEAM: Virginia Tech 17-6, 6-6

| # | Player Name | f | TOT-FG | | 3-PT | | REBOUNDS | | PF | TP | A | TO | BLK | S | MIN |
|-----------|-------------------|---|-----------------------|--------|-----------------------|-----------|-------------|----|-------|----|---|----|-----|---|-----|
| | | | FG-FGA | FG-FGA | FT-FTA | OF-DE-TOT | | | | | | | | | |
| 14 | KUBLINA, Ieva | f | 5-19 | 1-4 | 0-0 | 2-2-4 | 3 | 11 | 0 | 0 | 0 | 2 | 39 | | |
| 32 | GARDIN, Kerri | f | 4-16 | 0-1 | 5-6 | 7-7-14 | 2 | 13 | 0 | 6 | 0 | 1 | 28 | | |
| 54 | GIBSON, Erin | c | 5-7 | 0-0 | 0-0 | 3-1-4 | 5 | 10 | 1 | 1 | 0 | 1 | 29 | | |
| 23 | CHRIS, Dawn | g | 3-11 | 0-0 | 2-2 | 1-5-6 | 2 | 8 | 1 | 2 | 1 | 2 | 34 | | |
| 24 | MASON, Carrie | g | 2-12 | 2-7 | 2-3 | 0-2-2 | 3 | 8 | 3 | 3 | 0 | 1 | 40 | | |
| 05 | COPELAND, Kirby | g | 1-3 | 0-0 | 0-0 | 1-0-1 | 0 | 2 | 3 | 1 | 0 | 1 | 6 | | |
| 10 | REDCCHIA, Fran | g | 0-0 | 0-0 | 0-0 | 0-0-0 | 1 | 0 | 0 | 0 | 0 | 0 | 1 | | |
| 25 | ANDERSON, Britney | g | 1-3 | 0-0 | 0-0 | 0-0-0 | 0 | 2 | 1 | 2 | 0 | 1 | 11 | | |
| 42 | SIMMONS, Davina | g | 1-1 | 0-0 | 0-0 | 1-0-1 | 2 | 2 | 1 | 0 | 0 | 0 | 12 | | |
| TEAM | | | | | | | 3-1-4 | | | | | | | | |
| Totals | | | 22-72 | 3-12 | 9-11 | 18-18-36 | 18 | 56 | 10 | 15 | 1 | 9 | 200 | | |
| TOTAL FG% | | | 1st Half: 10-37 27.0% | | 2nd Half: 12-35 34.3% | | Game: 30.6% | | DEADB | | | | | | |
| 3Pt. FG% | | | 1st Half: 1-4 25.0% | | 2nd Half: 2-8 25.0% | | Game: 25.0% | | REBS | | | | | | |
| F Throw % | | | 1st Half: 7-8 87.5% | | 2nd Half: 2-3 66.7% | | Game: 81.8% | | 1 | | | | | | |

Officials: June Courteau, John Palermo, Frank Geiselman
 Technical fouls: University of Miami-None. Virginia Tech-None.
 Attendance: 3795

| Score by Periods | 1st | 2nd | Total |
|------------------|-----|------|-------|
| Miami | 30 | 35 - | 65 |
| Virginia Tech | 28 | 28 - | 56 |

2003-2004 Recaps and Boxscores

Game 23 - No. 22 Miami 85, Syracuse 65 February 18, 2004 - Manley Field House

SYRACUSE, N.Y. (AP) - Tamara James had 26 points, and all five starters reached double figures for No. 22 Miami in an 85-65 victory Wednesday night over Syracuse.

James became the 17th women's basketball player in school history to reach her 1,000-point career mark. She scored a team-high 26 points to reach her 1,000th point. Her career total stands at 1,016 points.

Melissa Knight added 16 points for the Hurricanes (19-4, 8-4 Big East), who also got 13 from Chanivia Broussard, 11 from Yalonda McCormick and 10 from Shaquana Wilkins.

Julie McBride led the Orangewomen (6-17, 3-10) with 31 points to establish a Syracuse record for a career. McBride passed Felisha Legette's 1,526 total, and finished the game with 1,557.

The Hurricanes pressed the Orangewomen into a season-high 20 turnovers, including three straight during a 10-0 run in the first half. The run extended Miami's lead to 31-20, and Syracuse never got closer than nine points thereafter.

Miami led 44-35 at halftime and shot 52.5 percent from the field for the game. The Orangewomen shot 48.2 percent from the field.

Miami leads the all-time series 17-6 over SU and has won four of the last five meetings.

VISITORS: University of Miami 19-4, 8-4

| # | Player Name | TOT-FG FG-FGA | 3-PT FG-FGA | FT-FTA | REBOUNDS | | PF | TP | A | TO | BLK | S | MIN |
|-----------|---------------------|-----------------------|----------------|-----------------------|-----------|-------------|----|-------|----|----|-----|----|-----|
| | | | | | OF-DE-TOT | PF | | | | | | | |
| 03 | KNIGHT, Melissa | f 6.9 | 2.3 | 2.2 | 3.6 | 9 | 2 | 16 | 4 | 3 | 0 | 2 | 34 |
| 53 | BROUSSARD, Chanivia | f 6.16 | 0.0 | 1.1 | 4.2 | 4 | 13 | 4 | 5 | 1 | 1 | 1 | 32 |
| 23 | WILKINS, Shaquana | c 4.8 | 0.0 | 2.2 | 1.4 | 2 | 10 | 4 | 0 | 1 | 1 | 1 | 36 |
| 02 | JAMES, Tamara | g 9.12 | 5.8 | 3.3 | 1.6 | 1 | 26 | 3 | 2 | 0 | 2 | 35 | |
| 10 | MCCORMICK, Yalonda | g 4.9 | 1.2 | 2.2 | 0.1 | 1 | 11 | 6 | 4 | 0 | 2 | 34 | |
| 00 | AUDIBERT, Amy | 1.1 | 0.0 | 1.2 | 0.1 | 0 | 3 | 0 | 0 | 0 | 0 | 3 | |
| 01 | MARINIC, Tatjana | 1.2 | 0.0 | 1.1 | 0.1 | 1 | 3 | 2 | 0 | 0 | 0 | 8 | |
| 30 | WILSON, Hutashi | 0.3 | 0.3 | 0.0 | 2.0 | 2 | 1 | 0 | 4 | 3 | 0 | 0 | 16 |
| 40 | HAYEK, Katie. | 1.1 | 1.1 | 0.0 | 0.0 | 0 | 3 | 0 | 1 | 0 | 0 | 2 | |
| TEAM | | 2.24 | | | | | | | | | | | |
| Totals | | 32.61 | 9.17 | 12.13 | 13.22 | 35 | 15 | 85 | 27 | 18 | 2 | 8 | 200 |
| TOTAL FG% | | 1st Half: 18-38 47.4% | | 2nd Half: 14-23 60.9% | | Game: 52.5% | | DEADB | | | | | |
| 3PT. FG% | | 1st Half: 5-11 45.5% | | 2nd Half: 4-6 66.7% | | Game: 52.9% | | REBS | | | | | |
| F Throw % | | 1st Half: 3-3 100% | | 2nd Half: 9-10 90.0% | | Game: 92.3% | | 1 | | | | | |

HOME TEAM: Syracuse 6-17, 3-10

| # | Player Name | TOT-FG FG-FGA | 3-PT FG-FGA | FT-FTA | REBOUNDS | | PF | TP | A | TO | BLK | S | MIN |
|-----------|---------------------|-----------------------|----------------|-----------------------|-----------|-------------|----|-------|----|----|-----|----|-----|
| | | | | | OF-DE-TOT | PF | | | | | | | |
| 05 | WEGRZYNOWICZ, Sarah | f 0.1 | 0.1 | 0.0 | 0.0 | 0 | 0 | 0 | 0 | 0 | 1 | 13 | |
| 25 | HARBUS, Tracy | f 1.5 | 0.0 | 1.2 | 2.1 | 3 | 5 | 1 | 1 | 1 | 1 | 34 | |
| 50 | NWAGBO, Chineze | c 6.8 | 0.0 | 0.0 | 2.1 | 3 | 12 | 0 | 2 | 0 | 0 | 37 | |
| 12 | KOHN, Lauren | g 1.9 | 1.6 | 0.0 | 0.3 | 0 | 3 | 5 | 4 | 0 | 0 | 34 | |
| 13 | MCBRIDE, Julie | g 12.22 | 4.7 | 3.6 | 1.2 | 4 | 31 | 3 | 9 | 0 | 6 | 39 | |
| 22 | COLEMAN, Rochelle | 1.3 | 1.2 | 0.0 | 0.1 | 2 | 3 | 0 | 2 | 0 | 0 | 13 | |
| 32 | NORTON, Jill. | 6.8 | 1.3 | 0.0 | 2.4 | 2 | 13 | 0 | 2 | 0 | 3 | 30 | |
| TEAM | | 2.57 1 | | | | | | | | | | | |
| Totals | | 27.56 | 7.19 | 4.8 | 9.16 | 25 | 13 | 65 | 13 | 20 | 1 | 11 | 200 |
| TOTAL FG% | | 1st Half: 15-26 57.7% | | 2nd Half: 12-30 40.0% | | Game: 48.2% | | DEADB | | | | | |
| 3PT. FG% | | 1st Half: 4-8 50.0% | | 2nd Half: 3-11 27.3% | | Game: 36.8% | | REBS | | | | | |
| F Throw % | | 1st Half: 1-1 100% | | 2nd Half: 3-7 42.9% | | Game: 50.0% | | 2 | | | | | |

Officials: Sally Bell, Kevin Collier, Michele St. Pierre
 Technical fouls: University of Miami-None, Syracuse-TEAM.
 Attendance: 1017

| Score by Periods | 1st | 2nd | Total |
|------------------|-----|-----|-------|
| Miami | 44 | 41 | 85 |
| Syracuse | 35 | 30 | 65 |

Points in the paint-MIAMI 32, SU 32. Points off turnovers-MIAMI 30, SU 15.
 2nd chance points-MIAMI 15, SU 12. Fast break points-MIAMI 6, SU 8.
 Bench points-MIAMI 9, SU 16. Score tied-2 times. Lead changed-3 times.
 Last FG-MIAMI 2nd-00:17, SU 2nd-01:34.

Game 24 - No. 22 Miami 81, Seton Hall 43 February 21, 2004 - The Convocation Center

CORAL GABLES, Fla. (AP) - Tamara James scored 22 points, and No. 22 Miami opened each half with big runs to rout Seton Hall, 81-43 Saturday.

The victory was Miami's fourth in a row and gave the Hurricanes their first 20-win season since 1992-93.

Miami scored the first 12 points of the game and sealed the victory with a 22-1 run to start the second half, pushing the lead to 63-19.

The Hurricanes also closed the first half on an 8-0 run. That came after Seton Hall missed 14 of its first 17 shots and went scoreless for nearly seven minutes following the opening tip.

The Pirates trailed 70-25 with 9:54 left to play.

LaNedra Brown scored 15 points to lead Seton Hall, which shot 27 percent and turned the ball over 26 times.

The Pirates have lost three of five, scoring 42 points or fewer in each of the losses.

James was one of four Miami players in double figures. She was 8-of-9 from the floor and perfect in six trips to the free throw line.

Chanivia Broussard added 18 points. Yalonda McCormick and Melissa Knight had 13 apiece.

VISITORS: Seton Hall 14-10, 6-7

| # | Player Name | TOT-FG FG-FGA | 3-PT FG-FGA | FT-FTA | REBOUNDS | | PF | TP | A | TO | BLK | S | MIN |
|-----------|----------------------|----------------------|----------------|-----------------------|-----------|-------------|----|-------|---|----|-----|----|-----|
| | | | | | OF-DE-TOT | PF | | | | | | | |
| 01 | ELLIS, Cortne | 3.9 | 0.5 | 0.0 | 3.0 | 3 | 2 | 6 | 1 | 4 | 0 | 3 | 27 |
| 02 | LANGELEUR, Melissa.. | 0.5 | 0.1 | 0.0 | 0.1 | 1 | 0 | 1 | 0 | 4 | 0 | 1 | 24 |
| 03 | CARROLL, Asia | 1.3 | 1.2 | 0.0 | 1.0 | 2 | 3 | 2 | 2 | 0 | 0 | 1 | 15 |
| 11 | BLAKE, Monique | 0.4 | 0.0 | 0.0 | 2.3 | 3 | 0 | 0 | 0 | 0 | 0 | 1 | 15 |
| 14 | KORPIAARA, Heta | 2.6 | 0.0 | 1.1 | 1.2 | 3 | 5 | 0 | 5 | 0 | 0 | 24 | |
| 21 | SHUTZ, Kerri.. | 0.0 | 0.0 | 0.0 | 0.0 | 0 | 0 | 1 | 1 | 0 | 0 | 8 | |
| 22 | PHILLIP, Ayanma | 0.2 | 0.0 | 0.2 | 0.1 | 0 | 0 | 0 | 0 | 0 | 0 | 7 | |
| 33 | BUSH, Ashley | 2.6 | 0.0 | 2.2 | 2.4 | 4 | 6 | 0 | 6 | 1 | 1 | 22 | |
| 34 | COSTELLO, Julie | 2.3 | 0.0 | 0.2 | 4.0 | 2 | 4 | 2 | 0 | 0 | 1 | 13 | |
| 40 | BROWN, LaNedra | 7.16 | 0.0 | 1.2 | 2.7 | 0 | 15 | 0 | 2 | 1 | 2 | 27 | |
| 43 | THOMAS, Charlene | 1.8 | 0.0 | 2.2 | 2.4 | 0 | 4 | 0 | 0 | 1 | 0 | 18 | |
| TEAM | | 1.56 2 | | | | | | | | | | | |
| Totals | | 18.62 | 1.8 | 6.11 | 18.23 | 41 | 17 | 43 | 7 | 26 | 3 | 10 | 200 |
| TOTAL FG% | | 1st Half: 8-29 27.6% | | 2nd Half: 10-33 30.3% | | Game: 29.0% | | DEADB | | | | | |
| 3PT. FG% | | 1st Half: 0-3 0.0% | | 2nd Half: 1-5 20.0% | | Game: 12.5% | | REBS | | | | | |
| F Throw % | | 1st Half: 2-2 100% | | 2nd Half: 4-9 44.4% | | Game: 54.5% | | 3 | | | | | |

HOME TEAM: University of Miami 20-4, 9-4

| # | Player Name | TOT-FG FG-FGA | 3-PT FG-FGA | FT-FTA | REBOUNDS | | PF | TP | A | TO | BLK | S | MIN |
|-----------|----------------------|-----------------------|----------------|-----------------------|-----------|-------------|----|-------|----|----|-----|----|-----|
| | | | | | OF-DE-TOT | PF | | | | | | | |
| 03 | KNIGHT, Melissa | f 5.5 | 2.2 | 1.1 | 1.4 | 2 | 13 | 3 | 2 | 0 | 2 | 21 | |
| 53 | BROUSSARD, Chanivia. | f 8.12 | 0.0 | 2.4 | 2.4 | 2 | 18 | 0 | 3 | 1 | 3 | 26 | |
| 23 | WILKINS, Shaquana | c 2.6 | 0.0 | 0.0 | 1.4 | 1 | 4 | 2 | 3 | 1 | 3 | 24 | |
| 02 | JAMES, Tamara | g 8.9 | 0.0 | 6.6 | 0.5 | 1 | 22 | 2 | 1 | 2 | 3 | 25 | |
| 10 | MCCORMICK, Yalonda | g 4.13 | 3.6 | 2.2 | 1.0 | 1 | 13 | 9 | 1 | 0 | 4 | 32 | |
| 01 | MARINIC, Tatjana | 0.3 | 0.1 | 0.0 | 0.0 | 1 | 0 | 1 | 0 | 0 | 1 | 17 | |
| 05 | DHABIB, Imani | 2.2 | 0.0 | 1.2 | 0.2 | 1 | 5 | 0 | 0 | 0 | 0 | 12 | |
| 15 | ARSOVA, Vera. | 0.2 | 0.0 | 1.2 | 1.2 | 0 | 1 | 0 | 0 | 0 | 1 | 3 | |
| 22 | PHANORD, Fallon | 0.1 | 0.0 | 0.0 | 0.2 | 0 | 0 | 1 | 0 | 1 | 0 | 13 | |
| 30 | WILSON, Hutashi | 1.2 | 1.1 | 0.1 | 0.3 | 1 | 3 | 3 | 1 | 0 | 1 | 16 | |
| 40 | HAYEK, Katie. | 0.4 | 0.3 | 2.2 | 0.2 | 1 | 2 | 0 | 1 | 0 | 0 | 11 | |
| TEAM | | 2.46 1 | | | | | | | | | | | |
| Totals | | 30.59 | 6.13 | 15.20 | 8.28 | 36 | 11 | 81 | 20 | 14 | 4 | 18 | 200 |
| TOTAL FG% | | 1st Half: 17-31 54.8% | | 2nd Half: 13-28 46.4% | | Game: 50.8% | | DEADB | | | | | |
| 3PT. FG% | | 1st Half: 4-6 66.7% | | 2nd Half: 2-7 28.6% | | Game: 46.2% | | REBS | | | | | |
| F Throw % | | 1st Half: 3-5 60.0% | | 2nd Half: 12-15 80.0% | | Game: 75.0% | | 2 | | | | | |

Officials: Barbara Smith, Ken Drayton, Shane Griffin
 Technical fouls: Seton Hall-None, University of Miami-None.
 Attendance: 1049

| Score by Periods | 1st | 2nd | Total |
|------------------|-----|-----|-------|
| Seton Hall | 18 | 25 | 43 |
| Miami | 41 | 40 | 81 |

Points in the paint-SHU 30, MIAMI 36. Points off turnovers-SHU 14, MIAMI 35.
 2nd chance points-SHU 13, MIAMI 10. Fast break points-SHU 6, MIAMI 16.
 Bench points-SHU 43, MIAMI 11. Score tied-0 times. Lead changed-0 times.
 Last FG-SHU 2nd-00:35, MIAMI 2nd-05:57.

2003-2004 Recaps and Boxscores

Game 25 - Notre Dame 93, No. 21 Miami 58 February 25, 2004 - The Joyce Center

SOUTH BEND, Ind. (AP) - Jacqueline Batteast had 23 points and 10 rebounds, and Notre Dame forced Miami into a season-high 37 turnovers and beat the 21st-ranked Hurricanes 93-58 Wednesday night.

Courtney LaVere added 13 points as all 12 Irish players scored. Notre Dame's reserves outscored Miami's 40-2 as the Irish shot 58 percent en route to scoring their most points since a 107-65 win over Cleveland State in the opener of last season.

It was the worse loss for the Hurricanes since they were beaten 96-50 by top-ranked Connecticut two years ago.

Notre Dame (18-8, 11-3 Big East), which stretched its home winning streak to 17 games, clinched a first-round bye in the conference tournament. The Hurricanes (20-5, 9-5), swept by the Irish this season, had won four straight games.

Batteast had her ninth double-double of this season. Megan Duffy and Monique Hernandez added 10 points each for the Irish.

Tamara James led the Hurricanes with 17 points and Yalonda McCormick added 16.

Chanivia Broussard, who turned the ball over 13 times, had 14 points. McCormick turned the ball over 10 times.

Batteast, who had 13 points and seven rebounds in the first half, hit a pair of free throws and a 3-pointer to ignite a 13-2 Irish run in the first half that broke the game open. She later hit a pair of free throws with 3:33 left in the first half to give the Irish a 34-24 lead. The Hurricanes never got any closer than 10 points thereafter.

Miami, which held Seton Hall to 43 points in a victory Saturday, gave up 45 in the first half alone against the Irish. The Hurricanes had 19 turnovers in the half and trailed 45-29 at the break.

The Irish have won five straight against ranked teams to improve to 6-3 against them.

VISITORS: University of Miami 20-5, 9-5

| # | Player Name | TOT-FG | | 3-PT | REBOUNDS | | PF | TP | A | TO | BLK | S | MIN |
|-----------|---------------------|--------|-----------------------|------|-----------------------|----------|-------------|----|-------|----|-----|----|-----|
| | | FG-FA | FG-FA | | OF-DE-TOT | PF | | | | | | | |
| 03 | KNIGHT, Melissa | f | 2-6 | 2-4 | 0-0 | 1-2-3 | 4 | 6 | 5 | 5 | 0 | 0 | 32 |
| 23 | WILKINS, Shaquana | f | 1-7 | 0-0 | 1-2 | 3-7-10 | 2 | 3 | 2 | 2 | 0 | 1 | 30 |
| 53 | BROUSSARD, Chanivia | f | 5-12 | 0-1 | 4-9 | 2-4-6 | 4 | 14 | 2 | 13 | 0 | 2 | 35 |
| 02 | JAMES, Tamara | g | 6-13 | 1-8 | 4-5 | 1-2-3 | 3 | 17 | 3 | 2 | 2 | 2 | 40 |
| 10 | MCCORMICK, Yalonda | g | 6-11 | 3-5 | 1-2 | 1-1-2 | 3 | 16 | 2 | 10 | 0 | 3 | 39 |
| 01 | MARINIC, Tatjana | | 1-2 | 0-0 | 0-0 | 0-0-0 | 1 | 2 | 0 | 1 | 0 | 2 | 11 |
| 05 | DHAHABU, Imani | | 0-0 | 0-0 | 0-0 | 1-1-2 | 1 | 0 | 0 | 1 | 1 | 0 | 4 |
| 30 | WILSON, Hutashi | | 0-0 | 0-0 | 0-0 | 0-1-1 | 2 | 0 | 1 | 2 | 0 | 0 | 7 |
| 40 | HAYEK, Katie | | 0-0 | 0-0 | 0-0 | 0-0-0 | 1 | 0 | 0 | 1 | 0 | 0 | 2 |
| TEAM | | | | | | 4-3-7 | | | | | | | |
| Totals | | | 21-51 | 6-18 | 10-18 | 13-21-34 | 21 | 58 | 15 | 37 | 3 | 10 | 200 |
| TOTAL FG% | | | 1st Half: 11:29 37.9% | | 2nd Half: 10:22 45.5% | | Game: 41.2% | | DEADB | | | | |
| 3Pt. FG% | | | 1st Half: 4-12 33.3% | | 2nd Half: 2-6 33.3% | | Game: 33.3% | | REBS | | | | |
| F Throw % | | | 1st Half: 3-7 42.9% | | 2nd Half: 7-11 63.6% | | Game: 55.6% | | 3 | | | | |

HOME TEAM: Notre Dame 18-8, 11-3

| # | Player Name | TOT-FG | | 3-PT | REBOUNDS | | PF | TP | A | TO | BLK | S | MIN |
|-----------|----------------------|--------|-----------------------|------|-----------------------|---------|-------------|----|-------|----|-----|----|-----|
| | | FG-FA | FG-FA | | OF-DE-TOT | PF | | | | | | | |
| 21 | Batteast, Jacqueline | f | 7-13 | 1-2 | 8-12 | 4-6-10 | 2 | 23 | 3 | 4 | 2 | 6 | 31 |
| 12 | Borton, Teresa | c | 2-2 | 0-0 | 0-0 | 0-0-0 | 1 | 4 | 1 | 1 | 0 | 0 | 9 |
| 04 | Severe, Le'Tania | g | 1-4 | 0-0 | 4-4 | 2-3-5 | 3 | 6 | 9 | 1 | 0 | 1 | 23 |
| 13 | Duffy, Megan | g | 3-5 | 3-3 | 1-2 | 1-0-1 | 1 | 10 | 5 | 2 | 0 | 3 | 27 |
| 23 | Hernandez, Monique | g | 4-7 | 0-0 | 2-2 | 1-1-0 | 1 | 10 | 1 | 1 | 0 | 3 | 23 |
| 03 | Powers, Susie | | 1-2 | 1-1 | 0-0 | 0-2-2 | 0 | 3 | 1 | 2 | 0 | 2 | 5 |
| 05 | Joyce, Jeneka | | 3-8 | 2-7 | 0-0 | 0-1-1 | 1 | 8 | 1 | 1 | 0 | 0 | 15 |
| 32 | Gray, Breona | | 2-2 | 0-0 | 1-2 | 0-0-0 | 0 | 5 | 1 | 1 | 0 | 0 | 13 |
| 33 | Flechy, Katy | | 2-3 | 0-0 | 3-3 | 0-1-1 | 1 | 7 | 2 | 4 | 0 | 0 | 11 |
| 34 | Erwin, Crystal | | 1-3 | 0-0 | 0-0 | 0-1-1 | 5 | 2 | 2 | 0 | 0 | 3 | 16 |
| 41 | LaVere, Courtney | | 6-7 | 0-0 | 1-2 | 0-3-3 | 2 | 13 | 2 | 3 | 4 | 0 | 23 |
| 44 | Weese, Anne | | 1-1 | 0-0 | 0-0 | 0-0-0 | 1 | 2 | 0 | 1 | 0 | 0 | 4 |
| TEAM | | | | | | 1-3-4 | | | | | | | |
| Totals | | | 33-57 | 7-13 | 20-27 | 8-22-30 | 18 | 93 | 28 | 21 | 6 | 18 | 200 |
| TOTAL FG% | | | 1st Half: 14-27 51.9% | | 2nd Half: 19-30 63.3% | | Game: 57.9% | | DEADB | | | | |
| 3Pt. FG% | | | 1st Half: 5-8 62.5% | | 2nd Half: 2-5 40.0% | | Game: 53.8% | | REBS | | | | |
| F Throw % | | | 1st Half: 12-16 75.0% | | 2nd Half: 8-11 72.7% | | Game: 74.1% | | 2 | | | | |

Officials: Dennis DeMayo, Bryan Brunette, Beverly Roberts
 Technical fouls: University of Miami-None. Notre Dame-None.
 Attendance: 6653

| Score by Periods | 1st | 2nd | Total |
|------------------|-----|-----|-------|
| Miami | 29 | 29 | 58 |
| Notre Dame | 45 | 48 | 93 |

Points in the paint-MIAMI 22,ND 44. Points off turnovers-MIAMI 12,ND 42.
 2nd chance points-MIAMI 7,ND 13. Fast break points-MIAMI 4,ND 6.
 Bench points-MIAMI 2,ND 40. Score tied 0 times. Lead changed 0 times.
 Last FG-MIAMI 2nd-00:09, ND 2nd-00:43.

Game 26 - No. 21 Miami vs. West Virginia February 28, 2004 - The Convocation Center

CORAL GABLES, Fla. (AP) - Chanivia Broussard scored 25 points to lead No. 21 Miami, which withstood a late rally by West Virginia in an 82-74 victory Saturday night.

Miami (21-5, 10-5 Big East) led by as many as 20 points in the second half, but West Virginia put together a 12-2 run and got to 74-68 on Kate Bulger's 3-pointer with 37 seconds remaining. She had eight 3-pointers - including four in the final 1:42 - and finished with 28 points for West Virginia (19-8, 10-5).

Yalonda McCormick hit all six of her free-throw attempts in the final 32 second to seal the victory for Miami. She finished with 14 points.

The Mountaineers trailed early but got to 19-17 on a 3-pointer by Bulger with 9:30 remaining in the first half. Miami closed the half with an 18-9 run for a 37-26 lead at the break.

The Hurricanes opened the second half with a 9-0 run to take a 20-point lead, and West Virginia trailed 72-56 when Broussard fouled out with 2:12 left to play.

Melissa Knight, Shaquana Wilkins and Tamara James added 12 points apiece for Miami.

Miami shot 49.2 percent from the field, compared to 35.9 percent for West Virginia.

VISITORS: West Virginia 19-8, 10-5

| # | Player Name | TOT-FG | | 3-PT | REBOUNDS | | PF | TP | A | TO | BLK | S | MIN |
|-----------|-------------------|--------|----------------------|------|-----------------------|----------|-------------|----|-------|----|-----|---|-----|
| | | FG-FA | FG-FA | | OF-DE-TOT | PF | | | | | | | |
| 05 | CARTER, Michelle | f | 6-12 | 0-0 | 2-6 | 3-1-4 | 2 | 14 | 0 | 1 | 0 | 1 | 30 |
| 34 | DUNLAP, Janell | f | 2-4 | 0-0 | 7-8 | 1-1-2 | 3 | 11 | 0 | 0 | 0 | 2 | 33 |
| 12 | PAIGE, Yolanda | g | 4-10 | 0-1 | 4-4 | 0-3-3 | 4 | 12 | 12 | 8 | 0 | 3 | 40 |
| 14 | SOWHO, Sherell | g | 1-6 | 1-6 | 0-0 | 1-5-6 | 2 | 3 | 1 | 1 | 0 | 1 | 33 |
| 42 | BULGER, Kate | g | 9-21 | 8-15 | 2-2 | 1-3-4 | 1 | 28 | 0 | 4 | 0 | 2 | 34 |
| 04 | BULGER, Meg. | | 1-6 | 0-2 | 4-4 | 2-2-4 | 5 | 6 | 0 | 4 | 0 | 0 | 12 |
| 10 | GLUSKO, Kate. | | 0-4 | 0-3 | 0-0 | 0-4-1 | 0 | 0 | 0 | 1 | 0 | 0 | 14 |
| 21 | WILLIAMS, Latitia | | 0-1 | 0-0 | 0-0 | 1-0-1 | 0 | 0 | 0 | 0 | 1 | 0 | 4 |
| TEAM | | | | | | 3-1-4 | | | | | | | |
| Totals | | | 23-64 | 9-27 | 19-24 | 12-20-32 | 18 | 74 | 13 | 17 | 2 | 9 | 200 |
| TOTAL FG% | | | 1st Half: 8-31 25.8% | | 2nd Half: 15-33 45.5% | | Game: 35.9% | | DEADB | | | | |
| 3Pt. FG% | | | 1st Half: 4-14 28.6% | | 2nd Half: 5-13 38.5% | | Game: 33.3% | | REBS | | | | |
| F Throw % | | | 1st Half: 6-6 100% | | 2nd Half: 13-18 72.2% | | Game: 79.2% | | 2 | | | | |

HOME TEAM: University of Miami 21-5, 10-5

| # | Player Name | TOT-FG | | 3-PT | REBOUNDS | | PF | TP | A | TO | BLK | S | MIN |
|-----------|----------------------|--------|-----------------------|------|-----------------------|----------|-------------|----|-------|----|-----|---|-----|
| | | FG-FA | FG-FA | | OF-DE-TOT | PF | | | | | | | |
| 03 | KNIGHT, Melissa | f | 4-10 | 2-3 | 2-2 | 3-3-6 | 4 | 12 | 5 | 4 | 0 | 0 | 32 |
| 53 | BROUSSARD, Chanivia. | f | 11-21 | 0-0 | 3-5 | 4-4-8 | 5 | 25 | 1 | 5 | 3 | 0 | 34 |
| 23 | WILKINS, Shaquana | c | 5-7 | 0-0 | 2-2 | 3-11-14 | 3 | 12 | 4 | 2 | 3 | 1 | 38 |
| 10 | MCCORMICK, Yalonda. | g | 3-8 | 2-4 | 6-6 | 0-6-6 | 2 | 14 | 9 | 4 | 1 | 4 | 39 |
| 30 | WILSON, Hutashi | g | 3-5 | 1-1 | 0-0 | 1-2-3 | 1 | 7 | 3 | 3 | 0 | 0 | 24 |
| 02 | JAMES, Tamara | | 4-10 | 1-1 | 3-4 | 0-3-3 | 4 | 12 | 2 | 3 | 1 | 4 | 31 |
| 22 | PHANORD, Fallon | | 0-0 | 0-0 | 0-0 | 0-0-0 | 0 | 0 | 0 | 0 | 0 | 0 | 2 |
| TEAM | | | | | | 1-3-4 | | | | | | | |
| Totals | | | 30-61 | 6-9 | 16-19 | 12-32-44 | 19 | 82 | 24 | 23 | 8 | 9 | 200 |
| TOTAL FG% | | | 1st Half: 15-37 40.5% | | 2nd Half: 15-24 62.5% | | Game: 49.2% | | DEADB | | | | |
| 3Pt. FG% | | | 1st Half: 4-5 80.0% | | 2nd Half: 2-4 50.0% | | Game: 66.7% | | REBS | | | | |
| F Throw % | | | 1st Half: 3-4 75.0% | | 2nd Half: 13-15 86.7% | | Game: 84.2% | | 2 | | | | |

Officials: Bill Titus, Nan Sisk, Susan Chue
 Technical fouls: West Virginia-None. University of Miami-None.
 Attendance: 1327

| Score by Periods | 1st | 2nd | Total |
|------------------|-----|-----|-------|
| West Virginia | 26 | 48 | 74 |
| Miami | 37 | 45 | 82 |

Points in the paint-WVU 22,MIAMI 40. Points off turnovers-WVU 20,MIAMI 21.
 2nd chance points-WVU 10,MIAMI 14. Fast break points-WVU 2,MIAMI 4.
 Bench points-WVU 6,MIAMI 12. Score tied 0 times. Lead changed 1 time.
 Last FG-WVU 2nd-00:12, MIAMI 2nd-02:04.

2003-2004 Recaps and Boxscores

Game 27 - Miami 81, Providence 62 March 2, 2004 - The Convocation Center

CORAL GABLES, Fla.—The Miami women's basketball team rolled to an 81-62 victory over visiting Providence College Tuesday night at the Convocation Center.

The Hurricanes (22-5, 11-5 BIG EAST) clinched the No. 4 seed in the BIG EAST Tournament with the win over the Friars (4-23, 0-16 BIG EAST).

The Hurricanes have not earned a bye in the tournament since Miami was a No. 3 seed at the 1998 tournament in Piscataway, N.J.

Miami honored four seniors in their final home game; Vera Arsova (Stip, Macedonia), Chanivia Broussard (Miami, Fla.), Shaquana Wilkins (Plymouth, Fla.) and Hutashi Wilson (Toronto, Canada).

The Hurricanes held the 40-25 advantage at halftime. Miami continued to dominate the Friars leading by as many as 21 points in the second half.

Tamara James (Dania, Fla.) led the Hurricanes with 23 points in 30 minutes of action.

Broussard scored 19 points and grabbed eight rebounds. Wilkins grabbed a game-high 14 rebounds and added 13 points committing her ninth double-double of the season.

The Hurricanes shot 43.1 percent from the field, compared to 40.6 percent for the Friars.

VISITORS: Providence 4-23, 0-16

| ## | Player Name | | TOT-FG | | 3-PT | | REBOUNDS | | PF | TP | A | TO | BLK | S | MIN | |
|--------|-------------------|---|--------|--------|--------|-----------|----------|----|----|----|----|----|-----|---|-----|-----|
| | | | FG-FGA | FG-FGA | FT-FTA | OF-DE-TOT | | | | | | | | | | |
| 30 | NWAFILI, Gayle | f | 12 | 20 | 0 | 0 | 1 | 25 | 4 | 25 | 1 | 2 | 0 | 4 | 37 | |
| 42 | FREEBURG, Brooke | f | 1 | 4 | 0 | 0 | 0 | 4 | 5 | 2 | 0 | 4 | 0 | 1 | 19 | |
| 02 | BAUGH, Kris | g | 1 | 4 | 0 | 0 | 0 | 2 | 2 | 8 | 3 | 0 | 0 | 2 | 34 | |
| 14 | FURSTENBURG, Jill | g | 2 | 7 | 0 | 0 | 1 | 2 | 4 | 5 | 0 | 2 | 0 | 0 | 30 | |
| 23 | QUINN, Kristin | g | 4 | 17 | 1 | 6 | 3 | 2 | 12 | 1 | 2 | 0 | 0 | 6 | 39 | |
| 24 | SNYDER, Shauna | g | 3 | 6 | 1 | 1 | 0 | 1 | 7 | 0 | 1 | 0 | 1 | 1 | 16 | |
| 35 | GILMORE, Jama | g | 0 | 1 | 0 | 0 | 0 | 3 | 1 | 0 | 2 | 3 | 1 | 1 | 10 | |
| 40 | KEEFE, Katie. | g | 3 | 5 | 0 | 0 | 2 | 1 | 0 | 8 | 1 | 1 | 0 | 2 | 15 | |
| TEAM | | | | | | | 2 | | | | | | | | | |
| Totals | | | 26 | 64 | 2 | 9 | 8 | 12 | 28 | 18 | 62 | 11 | 20 | 3 | 17 | 200 |

| | | | | |
|-----------|-----------------------|-----------------------|-------------|-------|
| TOTAL FG% | 1st Half: 10-29 34.5% | 2nd Half: 16-35 45.7% | Game: 40.6% | DEADB |
| 3Pt. FG% | 1st Half: 1-5 20.0% | 2nd Half: 1-4 25.0% | Game: 22.2% | REBS |
| F Throw % | 1st Half: 4-6 66.7% | 2nd Half: 4-6 66.7% | Game: 66.7% | 3 |

HOME TEAM: University of Miami 22-5, 11-5

| ## | Player Name | | TOT-FG | | 3-PT | | REBOUNDS | | PF | TP | A | TO | BLK | S | MIN | | | |
|--------|---------------------|---|--------|--------|--------|-----------|----------|----|----|----|----|----|-----|----|-----|---|----|-----|
| | | | FG-FGA | FG-FGA | FT-FTA | OF-DE-TOT | | | | | | | | | | | | |
| 15 | ARSOVA, Vera | f | 1 | 1 | 0 | 0 | 0 | 1 | 0 | 2 | 0 | 0 | 0 | 0 | 7 | | | |
| 53 | BROUSSARD, Chanivia | f | 9 | 19 | 0 | 0 | 1 | 3 | 6 | 2 | 5 | 0 | 1 | 2 | 24 | | | |
| 23 | WILKINS, Shaquana | c | 6 | 13 | 0 | 0 | 1 | 13 | 4 | 1 | 1 | 1 | 2 | 32 | | | | |
| 10 | MCCORMICK, Yalonda | g | 1 | 3 | 0 | 0 | 0 | 4 | 1 | 2 | 7 | 7 | 3 | 3 | 36 | | | |
| 30 | WILSON, Hutashi | g | 2 | 6 | 2 | 2 | 1 | 2 | 3 | 8 | 5 | 3 | 0 | 1 | 19 | | | |
| 00 | AUDIBERT, Amy | g | 0 | 1 | 0 | 0 | 0 | 1 | 0 | 0 | 0 | 0 | 0 | 0 | 3 | | | |
| 01 | MARINCIC, Tatjana | g | 0 | 3 | 0 | 0 | 2 | 2 | 0 | 2 | 1 | 2 | 0 | 0 | 14 | | | |
| 02 | JAMES, Tamara | g | 8 | 11 | 2 | 3 | 5 | 6 | 3 | 23 | 0 | 3 | 0 | 4 | 30 | | | |
| 03 | KNIGHT, Melissa | g | 3 | 11 | 0 | 4 | 2 | 3 | 1 | 8 | 1 | 2 | 0 | 2 | 30 | | | |
| 05 | DHAHABU, Imani | g | 0 | 1 | 0 | 0 | 0 | 0 | 0 | 0 | 0 | 0 | 1 | 0 | 1 | | | |
| 22 | PHANORD, Fallon | g | 1 | 3 | 0 | 0 | 2 | 2 | 0 | 2 | 0 | 0 | 0 | 0 | 2 | | | |
| 40 | HAYEK, Katie. | g | 0 | 0 | 0 | 0 | 2 | 0 | 0 | 2 | 0 | 0 | 0 | 0 | 2 | | | |
| TEAM | | | | | | | 1 | | | | | | | | | | | |
| Totals | | | 31 | 72 | 4 | 12 | 15 | 22 | 25 | 31 | 56 | 14 | 81 | 20 | 24 | 5 | 13 | 200 |

| | | | | |
|-----------|-----------------------|-----------------------|-------------|-------|
| TOTAL FG% | 1st Half: 18-35 51.4% | 2nd Half: 13-37 35.1% | Game: 43.1% | DEADB |
| 3Pt. FG% | 1st Half: 0-4 0.0% | 2nd Half: 4-8 50.0% | Game: 33.3% | REBS |
| F Throw % | 1st Half: 4-7 57.1% | 2nd Half: 11-15 73.3% | Game: 68.2% | 3 |

Officials: Yvette McKinney, Deborah Allen, Kim Watt
 Technical fouls: Providence-None. University of Miami-None.
 Attendance: 899

| Score by Periods | 1st | 2nd | Total |
|------------------|-----|-----|-------|
| Providence | 25 | 37 | 62 |
| Miami | 40 | 41 | 81 |

Points in the paint-PC 36,MIAMI 50. Points off turnovers-PC 24,MIAMI 23.
 2nd chance points-PC 8,MIAMI 20. Fast break points-PC 6,MIAMI 18.
 Bench points-PC 16,MIAMI 37. Score tied-3 times. Lead changed-2 times.
 Last FG-PC 2nd-00:09, MIAMI 2nd-01:53.

Game 28 - BIG EAST Tournament March 7, 2004 - Hartford Civic Center

HARTFORD, Conn.—The No. 4 seeded Miami women's basketball team fell to the No. 5 seed Boston College 65-53 in the quarterfinals of the 2004 BIG EAST tournament Sunday afternoon in Hartford, Conn.

The Hurricanes fall to 22-6, while BC improves to 23-6 overall. With the win over Miami BC will face top-seeded Connecticut Monday at 6 p.m.

Yalonda McCormick (Miami, Fla.) led Miami with 19 points and six assists, while Shaquana Wilkins added 12 points and grabbed seven rebounds.

Boston College led 23-20 at halftime.

The Hurricanes led 31-29 with 16:08 remaining in the game. The Eagles went on a 13-6 run to take the lead and never trailed again.

Miami tallied more field goals than BC (24-to-21) but the Eagles went to the free throw line 23 times compared to only five times for UM.

Miami shot 40.0 percent for the game, while BC shot 45.7 percent.

VISITORS: BOSTON COLLEGE (23-6)

| ## | Player | | TOT-FG | | 3-PT | | REBOUNDS | | PF | TP | A | TO | BLK | S | MIN | | |
|--------|------------------|---|--------|--------|--------|-----------|----------|----|----|----|----|----|-----|---|-----|----|----|
| | | | FG-FGA | FG-FGA | FT-FTA | OF-DE-TOT | | | | | | | | | | | |
| 11 | RESS, Kathrin | f | 7 | 10 | 0 | 0 | 6 | 6 | 4 | 7 | 0 | 20 | 3 | 2 | 0 | 39 | |
| 15 | DROESCH, Clare | f | 3 | 8 | 1 | 4 | 5 | 6 | 1 | 7 | 8 | 0 | 12 | 4 | 3 | 1 | 38 |
| 25 | LEAHY, Maureen | c | 1 | 6 | 0 | 0 | 0 | 0 | 2 | 3 | 5 | 1 | 2 | 0 | 0 | 0 | 21 |
| 00 | DEVENY, Jessalyn | g | 5 | 10 | 2 | 4 | 5 | 3 | 2 | 17 | 1 | 3 | 0 | 2 | 32 | | |
| 23 | JACOBS, Amber | g | 5 | 9 | 1 | 4 | 2 | 3 | 3 | 1 | 13 | 2 | 4 | 1 | 1 | 37 | |
| 02 | QUEENAN, Brooke | g | 0 | 1 | 0 | 0 | 0 | 0 | 3 | 4 | 0 | 0 | 0 | 0 | 0 | 13 | |
| 03 | MARSHALL, Sarah | g | 0 | 2 | 0 | 0 | 0 | 0 | 0 | 0 | 0 | 0 | 0 | 0 | 0 | 7 | |
| 20 | PARHAM, Aja | g | 0 | 0 | 0 | 1 | 4 | 2 | 2 | 0 | 1 | 1 | 1 | 1 | 0 | 8 | |
| 21 | WARREN, Nicole | g | 0 | 0 | 0 | 0 | 0 | 0 | 0 | 0 | 0 | 0 | 0 | 0 | 0 | 5 | |
| TEAM | | | | | | | 12 | | | | | | | | | | |
| Totals | | | 21 | 46 | 4 | 13 | 19 | 23 | 8 | 65 | 11 | 15 | 3 | 5 | 200 | | |

| | | | | |
|-----------|-----------------------|-----------------------|-------------|-------|
| TOTAL FG% | 1st Half: 10-28 35.7% | 2nd Half: 11-18 61.1% | Game: 45.7% | DEADB |
| 3Pt. FG% | 1st Half: 1-6 16.7% | 2nd Half: 3-7 42.9% | Game: 30.8% | REBS |
| F Throw % | 1st Half: 2-2 100% | 2nd Half: 17-21 81.0% | Game: 82.6% | 1 |

HOME TEAM: University of MIAMI 22-6

| ## | Player | | TOT-FG | | 3-PT | | REBOUNDS | | PF | TP | A | TO | BLK | S | MIN | |
|--------|---------------------|---|--------|--------|--------|-----------|----------|---|----|----|----|----|-----|---|-----|----|
| | | | FG-FGA | FG-FGA | FT-FTA | OF-DE-TOT | | | | | | | | | | |
| 03 | KNIGHT, Melissa | f | 2 | 8 | 0 | 2 | 0 | 1 | 4 | 4 | 4 | 3 | 1 | 0 | 0 | 27 |
| 23 | WILKINS, Shaquana | f | 6 | 12 | 0 | 0 | 0 | 2 | 5 | 1 | 12 | 1 | 2 | 2 | 0 | 36 |
| 53 | BROUSSARD, Chanivia | f | 4 | 10 | 0 | 1 | 4 | 3 | 0 | 3 | 5 | 9 | 2 | 3 | 0 | 35 |
| 02 | JAMES, Tamara | g | 4 | 10 | 2 | 1 | 1 | 3 | 3 | 9 | 1 | 1 | 1 | 0 | 0 | 32 |
| 10 | MCCORMICK, Yalonda | g | 8 | 17 | 3 | 0 | 1 | 4 | 5 | 1 | 19 | 6 | 4 | 0 | 1 | 39 |
| 01 | MARINCIC, Tatjana | g | 0 | 1 | 0 | 0 | 0 | 1 | 2 | 3 | 1 | 0 | 0 | 0 | 0 | 4 |
| 22 | PHANORD, Fallon | g | 0 | 0 | 0 | 0 | 0 | 0 | 2 | 0 | 0 | 0 | 0 | 0 | 0 | 4 |
| 30 | WILSON, Hutashi | g | 0 | 2 | 0 | 1 | 0 | 0 | 1 | 0 | 1 | 1 | 0 | 1 | 15 | |
| TEAM | | | | | | | 12 | | | | | | | | | |
| Totals | | | 24 | 60 | 3 | 15 | 2 | 5 | 17 | 53 | 14 | 14 | 2 | 5 | 200 | |

| | | | | |
|-----------|----------------------|-----------------------|-------------|------|
| TOTAL FG% | 1st Half: 9-28 32.1% | 2nd Half: 15-32 46.9% | Game: 40.0% | DEAD |
| 3Pt. FG% | 1st Half: 1-5 20.0% | 2nd Half: 2-10 20.0% | Game: 20.0% | REBS |
| F Throw % | 1st Half: 1-2 50.0% | 2nd Half: 1-3 33.3% | Game: 40.0% | 2 |

Officials: Frank Geiselman, Bonita Spence, Joanne Aldrich
 Technical fouls: Boston College-None. University of Miami-None.
 Attendance:

| Score by Periods | 1st | 2nd | Total |
|------------------|-----|-----|-------|
| Boston College | 23 | 42 | 65 |
| Miami | 20 | 33 | 53 |

2004 BIG EAST Championship
 Quarterfinal Round game — #4 seed Miami versus #5 seed Boston College
 BC advances to Monday's first semifinal at 6:00 p.m. against
 winner of Connecticut-Virginia Tech game

Points in the paint-BC 30,MIAMI 20. Points off turnovers-BC 16,MIAMI 17.
 2nd chance points-BC 2,MIAMI 7. Fast break points-BC 6,MIAMI 4.
 Bench points-BC 1,MIAMI 0. Score tied-8 times. Lead changed-5 times.
 Last FG-BC 2nd-02:33, MIAMI 2nd-00:04.

2003-2004 Recaps and Boxscores

Game 29 - NCAA Tournament March 21, 2004 - Pete Maravich Assembly Center

BATON ROUGE, La. (AP) - Delvona Oliver and Chrystal Washington each scored 22 points as 12th-seeded Maryland upset fifth-seeded Miami 86-85 in the first round of the NCAA West Regional on Sunday night.

Maryland plays the winner of the Austin Peay-LSU game on Tuesday.

Miami, which beat Maryland by 31 points last year, appeared to be on the way to another easy victory, leading 32-23 with 5:50 to go in the first half when Chanivia Broussard injured her right knee in a pileup under the basket. She watched the rest of the half as Maryland took a 38-37 lead into halftime.

Broussard played the second half wearing a knee brace and led Miami with 22 points and 11 rebounds. Shaquana Wilkins had 17 points and 10 rebounds, Yalonda McCormick scored 16 points, Tamara James had 15 and Melissa Knight added 14.

Shay Doron scored 19 for Maryland and Kalika France added 16. Oliver also grabbed 10 rebounds.

The Terrapins outshot Miami 58 percent to 50 percent from the field - 63 to 56 percent in the second half. The Hurricanes outrebounded Maryland 35-30.

Miami's only lead in the second half was a 52-50 edge with 13:29 left.

Both teams had problems at the foul line. Miami made only 13 of 22 free throws and Maryland 18-of-29, but 5-of-7 in the final 50 seconds to offset three Miami baskets.

James hit a 3-pointer to tie the score at 79 with 1:29 left in the game.

Oliver put the Terps back in front 81-79 with a layup.

Maryland was up 86-83 with 10 seconds left. Wilkins drove to the basket and made a 2-pointer as time ran out to leave Miami a point short.

VISITORS: Maryland 18-12

| # | Player | f | TOT-FG | | 3PT | | FT-FTA | | REBOUNDS | | PF | TP | A | TO | BLK | S | MIN |
|-----------|---------------------|---|-----------------------|--------|-----------------------|-----------|-------------|----|----------|----|----|----|-----|----|-----|---|-----|
| | | | fg-fga | fg-fga | ft-fga | of-de-tot | | | | | | | | | | | |
| 41 | FISHER, Chrissy | f | 3-7 | 1-4 | 0-0 | 2-8 | 10 | 3 | 7 | 1 | 3 | 0 | 1 | 23 | | | |
| 54 | OLIVER, Delvona | f | 9-16 | 2-4 | 2-4 | 2-35 | 4 | 22 | 2 | 1 | 2 | 0 | 37 | | | | |
| 25 | WASHINGTON, Crystal | c | 8-12 | 0-0 | 6-9 | 0-11 | 2 | 22 | 2 | 0 | 2 | 1 | 30 | | | | |
| 24 | FRANCE, Kalika | g | 6-9 | 1-1 | 3-5 | 1-3-4 | 0 | 16 | 2 | 2 | 2 | 1 | 34 | | | | |
| 34 | SMITH, Anesia | g | 0-1 | 0-0 | 0-0 | 0-0 | 1 | 0 | 1 | 0 | 0 | 0 | 7 | | | | |
| 12 | BRICK, Vicki | g | 0-0 | 0-0 | 0-0 | 0-2-2 | 2 | 0 | 8 | 2 | 0 | 0 | 32 | | | | |
| 22 | DORON, Shay | g | 6-10 | 0-1 | 7-11 | 0-3-3 | 3 | 19 | 3 | 5 | 0 | 0 | 27 | | | | |
| 44 | NOIREZ, Aurelie | g | 0-0 | 0-0 | 0-0 | 0-2-2 | 2 | 0 | 0 | 0 | 1 | 1 | 20 | | | | |
| TEAM | | | | | | 1-2-3 | | | | | | | | | | | |
| Totals | | | 32-55 | 4-10 | 18-29 | 6-24-30 | 17 | 86 | 19 | 14 | 7 | 4 | 200 | | | | |
| TOTAL FG% | | | 1st Half: 15-28 53.6% | | 2nd Half: 17-27 63.0% | | Game: 58.2% | | DEADB | | | | | | | | |
| 3Pt. FG% | | | 1st Half: 3-7 42.9% | | 2nd Half: 1-3 33.3% | | Game: 40.0% | | REBS | | | | | | | | |
| F Throw % | | | 1st Half: 5-9 55.6% | | 2nd Half: 13-20 65.0% | | Game: 62.1% | | 7 | | | | | | | | |

HOME TEAM: University of Miami 22-7

| # | Player | f | TOT-FG | | 3-PT | | FT-FTA | | REBOUNDS | | PF | TP | A | TO | BLK | S | MIN |
|-----------|---------------------|---|-----------------------|--------|-----------------------|-----------|-------------|----|----------|----|----|----|-----|----|-----|---|-----|
| | | | fg-fga | fg-fga | ft-fga | of-de-tot | | | | | | | | | | | |
| 03 | KNIGHT, Melissa | f | 5-10 | 1-2 | 3-4 | 3-2-5 | 4 | 14 | 3 | 1 | 1 | 0 | 33 | | | | |
| 23 | WILKINS, Shaquana | f | 8-10 | 0-0 | 1-2 | 3-7-10 | 2 | 17 | 0 | 2 | 1 | 0 | 40 | | | | |
| 53 | BROUSSARD, Chanivia | f | 7-12 | 0-2 | 8-14 | 3-8-11 | 4 | 22 | 2 | 2 | 0 | 2 | 34 | | | | |
| 02 | JAMES, Tamara | g | 7-14 | 1-2 | 0-0 | 3-3-6 | 4 | 15 | 4 | 2 | 0 | 1 | 37 | | | | |
| 10 | MCCORMICK, Yalonda | g | 6-17 | 4-8 | 0-0 | 1-0-1 | 4 | 16 | 3 | 5 | 1 | 5 | 40 | | | | |
| 05 | DHAHABU, Imani | g | 0-0 | 0-0 | 0-0 | 0-0 | 0 | 0 | 0 | 0 | 0 | 0 | 0 | | | | |
| 30 | WILSON, Hutashi | g | 0-3 | 0-1 | 1-2 | 1-0-1 | 2 | 1 | 3 | 1 | 0 | 2 | 16 | | | | |
| TEAM | | | | | | 1-1 | | | | | | | | | | | |
| Totals | | | 33-66 | 6-15 | 13-22 | 14-21-35 | 20 | 85 | 15 | 13 | 3 | 10 | 200 | | | | |
| TOTAL FG% | | | 1st Half: 15-34 44.1% | | 2nd Half: 18-32 56.3% | | Game: 50.0% | | DEADB | | | | | | | | |
| 3Pt. FG% | | | 1st Half: 3-10 30.0% | | 2nd Half: 3-5 60.0% | | Game: 40.0% | | REBS | | | | | | | | |
| F Throw % | | | 1st Half: 4-8 50.0% | | 2nd Half: 9-14 64.3% | | Game: 59.1% | | 4 | | | | | | | | |

Officials: R - G. Small; U1 - R. Gulbeyan; U2 - R. Rensminger
 Technical fouls: Maryland-None. University of Miami-None.
 Attendance:

| Score by Periods | 1st | 2nd | Total |
|------------------|-----|-----|-------|
| Maryland | 38 | 48 | 86 |
| Miami | 37 | 48 | 85 |

NCAA Women's Basketball Tournament First Round

Points in the paint-MARYLAND 42,MIAMI 40. Points off turnovers-MARYLAND 13,MIAMI 21.
 2nd chance points-MARYLAND 8,MIAMI 19. Fast break points-MARYLAND 6,MIAMI 8.
 Bench points-MARYLAND 19,MIAMI 1. Score tied-8 times. Lead changed-3 times.
 Last FG-MARYLAND 2nd-01:09, MIAMI 2nd-00:00.

HurricaneSports.com

Your Complete Online Destination For Miami Athletics



- Official team merchandise
- Complete coverage
- Free e-newsletter
- Game audio coverage
- Live game tracking
- Up-to-the-minute stats
- Games and contests
- Schedule, rosters, photos

HURRICANESPORTS.COM

2003-2004 Individual Player Statistics

1 MARINCIC, Tatjana

(all games)

| Opponent | Date | GS | Min | TOTAL | | 3-PTS | | FT-FTA | Pct | REBOUNDS | | PF-FO | A | TO | Blk | Stl | Pts | Avg |
|-----------------------|----------|----|-----|--------|-------|---------|------|--------|-------|-------------|-----|-------|---|----|-----|-----|-----|-----|
| | | | | FG-FGA | Pct | 3FG-FGA | Pct | | | Off-Def-Tot | Avg | | | | | | | |
| at Morehead State | 11/22/03 | | 21 | 3-6 | .500 | 1-3 | .333 | 1-2 | .500 | 2-1-3 | 3.0 | 3-0 | 2 | 1 | 2 | 1 | 8 | 8.0 |
| vs Eastern Kentucky | 11/23/03 | | 4 | 0-0 | .000 | 0-0 | .000 | 0-0 | .000 | 0-0-0 | 1.5 | 1-0 | 0 | 0 | 0 | 1 | 0 | 4.0 |
| at South Florida | 11/25/03 | | 18 | 2-6 | .333 | 0-1 | .000 | 2-2 | 1.000 | 3-2-5 | 2.7 | 1-0 | 0 | 0 | 0 | 0 | 6 | 4.7 |
| vs Weber State | 11/28/03 | | 19 | 1-2 | .500 | 0-0 | .000 | 0-0 | .000 | 2-3-5 | 3.3 | 1-0 | 0 | 1 | 0 | 1 | 2 | 4.0 |
| vs Bradley | 11/29/03 | | 12 | 1-5 | .200 | 0-0 | .000 | 1-2 | .500 | 1-3-4 | 3.4 | 2-0 | 1 | 1 | 0 | 1 | 3 | 3.8 |
| FLORIDA INTERNATIONAL | 12/02/03 | | 19 | 1-5 | .200 | 0-1 | .000 | 2-2 | 1.000 | 3-3-6 | 3.8 | 1-0 | 3 | 0 | 1 | 0 | 4 | 3.8 |
| FLORIDA | 12/12/03 | | 15 | 2-5 | .400 | 0-0 | .000 | 3-3 | 1.000 | 2-1-3 | 3.7 | 1-0 | 0 | 1 | 0 | 1 | 7 | 4.3 |
| DARTMOUTH | 12/16/03 | | 34 | 4-6 | .667 | 0-0 | .000 | 3-3 | 1.000 | 2-3-5 | 3.9 | 3-0 | 7 | 1 | 0 | 4 | 11 | 5.1 |
| RICHMOND | 12/21/03 | | 9 | 1-1 | 1.000 | 0-0 | .000 | 0-0 | .000 | 0-0-0 | 3.4 | 2-0 | 1 | 1 | 0 | 0 | 2 | 4.8 |
| TOLEDO | 12/28/03 | | 13 | 3-3 | 1.000 | 0-0 | .000 | 0-2 | .000 | 1-0-1 | 3.2 | 1-0 | 1 | 1 | 0 | 0 | 6 | 4.9 |
| VANDERBILT | 12/29/03 | | 8 | 0-1 | .000 | 0-0 | .000 | 0-0 | .000 | 0-0-0 | 2.9 | 0-0 | 0 | 0 | 0 | 0 | 0 | 4.5 |
| at St. John's | 01/03/04 | | 4 | 0-1 | .000 | 0-1 | .000 | 0-0 | .000 | 0-2-2 | 2.8 | 0-0 | 0 | 1 | 0 | 0 | 0 | 4.1 |
| at Villanova Wildcats | 01/07/04 | | 4 | 0-0 | .000 | 0-0 | .000 | 0-0 | .000 | 0-0-0 | 2.6 | 0-0 | 0 | 0 | 0 | 0 | 0 | 3.8 |
| at Boston College | 01/10/04 | | 1 | 0-0 | .000 | 0-0 | .000 | 0-0 | .000 | 0-0-0 | 2.4 | 0-0 | 0 | 0 | 0 | 0 | 0 | 3.5 |
| GEORGETOWN | 01/14/04 | | 12 | 0-1 | .000 | 0-1 | .000 | 0-2 | .000 | 0-1-1 | 2.3 | 1-0 | 2 | 3 | 0 | 1 | 0 | 3.3 |
| PITTSBURGH | 01/17/04 | | 12 | 1-3 | .333 | 0-1 | .000 | 2-2 | 1.000 | 0-0-0 | 2.2 | 2-0 | 0 | 0 | 0 | 1 | 4 | 3.3 |
| at Providence College | 01/20/04 | | 5 | 0-2 | .000 | 0-1 | .000 | 2-2 | 1.000 | 2-0-2 | 2.2 | 1-0 | 1 | 0 | 0 | 0 | 2 | 3.2 |
| NOTRE DAME | 01/28/04 | | 4 | 0-0 | .000 | 0-0 | .000 | 0-1 | .000 | 0-0-0 | 2.1 | 0-0 | 0 | 1 | 0 | 0 | 0 | 3.1 |
| ST. JOHN'S UNIVERSITY | 02/10/04 | | 19 | 4-8 | .500 | 0-0 | .000 | 4-4 | 1.000 | 3-3-6 | 2.3 | 3-0 | 0 | 2 | 0 | 2 | 12 | 3.5 |
| at Virginia Tech | 02/14/04 | | 6 | 1-1 | 1.000 | 0-0 | .000 | 0-0 | .000 | 0-1-1 | 2.2 | 0-0 | 1 | 0 | 0 | 1 | 2 | 3.5 |
| at Syracuse | 02/18/04 | | 8 | 1-2 | .500 | 0-0 | .000 | 1-1 | 1.000 | 0-1-1 | 2.1 | 1-0 | 2 | 0 | 0 | 0 | 3 | 3.4 |
| SETON HALL | 02/21/04 | | 17 | 0-3 | .000 | 0-1 | .000 | 0-0 | .000 | 0-0-0 | 2.0 | 1-0 | 1 | 0 | 0 | 1 | 0 | 3.3 |
| at Notre Dame | 02/25/04 | | 11 | 1-2 | .500 | 0-0 | .000 | 0-0 | .000 | 0-0-0 | 2.0 | 1-0 | 0 | 1 | 0 | 2 | 2 | 3.2 |
| PROVIDENCE | 03/02/04 | | 14 | 0-3 | .000 | 0-0 | .000 | 2-2 | 1.000 | 2-0-2 | 2.0 | 0-0 | 1 | 2 | 0 | 0 | 2 | 3.2 |
| vs BOSTON COLLEGE | 03/07/04 | | 12 | 0-1 | .000 | 0-1 | .000 | 0-0 | .000 | 1-2-3 | 2.0 | 1-0 | 0 | 2 | 0 | 1 | 0 | 3.0 |

Totals 0 301 26-67 .388 1-11 .091 23-30 .767 24-26-50 2.0 27-0 23 19 3 18 76 3.0

Games played: 25 **Points/game: 3.0** **FG Pct: 38.8** **3FG Pct: 9.1** **FT Pct: 76.7**
Rebounds/game: 2.0 **Assists/game: 0.9** **Turnovers/game: 0.8** **Assist/turnover ratio: 1.2** **Steals/game: 0.7** **Blocks/game: 0.1**

2 JAMES, Tamara

| Opponent | Date | GS | Min | TOTAL | | 3-PTS | | FT-FTA | Pct | REBOUNDS | | PF-FO | A | TO | Blk | Stl | Pts | Avg |
|-----------------------|----------|----|-----|--------|------|---------|-------|--------|-------|-------------|-----|-------|---|----|-----|-----|-----|------|
| | | | | FG-FGA | Pct | 3FG-FGA | Pct | | | Off-Def-Tot | Avg | | | | | | | |
| at Morehead State | 11/22/03 | * | 27 | 6-10 | .600 | 3-5 | .600 | 0-0 | .000 | 1-5-6 | 6.0 | 3-0 | 3 | 3 | 0 | 0 | 15 | 15.0 |
| vs Eastern Kentucky | 11/23/03 | * | 40 | 14-18 | .778 | 1-3 | .333 | 8-12 | .667 | 3-4-7 | 6.5 | 4-0 | 3 | 4 | 1 | 3 | 37 | 26.0 |
| at South Florida | 11/25/03 | * | 40 | 3-14 | .214 | 1-5 | .200 | 2-2 | 1.000 | 2-5-7 | 6.7 | 1-0 | 3 | 2 | 1 | 1 | 9 | 20.3 |
| vs Weber State | 11/28/03 | * | 33 | 3-9 | .333 | 0-1 | .000 | 2-3 | .667 | 0-4-4 | 6.0 | 3-0 | 2 | 3 | 0 | 1 | 8 | 17.3 |
| vs Bradley | 11/29/03 | * | 29 | 6-15 | .400 | 1-5 | .200 | 1-1 | 1.000 | 0-1-1 | 5.0 | 0-0 | 1 | 0 | 1 | 1 | 14 | 16.6 |
| FLORIDA INTERNATIONAL | 12/02/03 | * | 37 | 9-13 | .692 | 3-3 | 1.000 | 2-5 | .400 | 3-3-6 | 5.2 | 2-0 | 2 | 3 | 2 | 3 | 23 | 17.7 |
| FLORIDA | 12/12/03 | * | 40 | 6-14 | .429 | 3-7 | .429 | 4-4 | 1.000 | 0-4-4 | 5.0 | 2-0 | 4 | 1 | 1 | 1 | 19 | 17.9 |
| DARTMOUTH | 12/16/03 | * | 30 | 6-12 | .500 | 1-3 | .333 | 5-7 | .714 | 1-4-5 | 5.0 | 4-0 | 2 | 3 | 1 | 0 | 18 | 17.9 |
| RICHMOND | 12/21/03 | * | 33 | 2-10 | .200 | 0-3 | .000 | 2-3 | .667 | 1-1-2 | 4.7 | 2-0 | 4 | 2 | 1 | 3 | 6 | 16.6 |
| TOLEDO | 12/28/03 | * | 40 | 6-13 | .462 | 1-3 | .333 | 6-9 | .667 | 3-4-7 | 4.9 | 1-0 | 2 | 9 | 0 | 3 | 19 | 16.8 |
| VANDERBILT | 12/29/03 | * | 36 | 4-12 | .333 | 0-3 | .000 | 1-1 | 1.000 | 1-1-2 | 4.6 | 1-0 | 3 | 1 | 1 | 0 | 9 | 16.1 |
| at St. John's | 01/03/04 | * | 32 | 11-15 | .733 | 4-7 | .571 | 0-1 | .000 | 1-3-4 | 4.6 | 3-0 | 1 | 4 | 0 | 1 | 26 | 16.9 |
| at Villanova Wildcats | 01/07/04 | * | 40 | 4-11 | .364 | 1-1 | 1.000 | 3-3 | 1.000 | 1-2-3 | 4.5 | 2-0 | 4 | 0 | 1 | 0 | 12 | 16.5 |
| at Boston College | 01/10/04 | * | 35 | 3-12 | .250 | 1-5 | .200 | 4-5 | .800 | 4-5-9 | 4.8 | 3-0 | 5 | 3 | 0 | 5 | 11 | 16.1 |
| GEORGETOWN | 01/14/04 | * | 47 | 4-13 | .308 | 1-3 | .333 | 8-10 | .800 | 2-6-8 | 5.0 | 2-0 | 3 | 1 | 2 | 2 | 17 | 16.2 |
| at Providence College | 01/20/04 | * | 37 | 8-12 | .667 | 1-3 | .333 | 0-0 | .000 | 1-1-2 | 4.8 | 2-0 | 5 | 7 | 0 | 0 | 17 | 16.3 |
| NOTRE DAME | 01/28/04 | * | 40 | 6-12 | .500 | 2-6 | .333 | 2-2 | 1.000 | 1-2-3 | 4.7 | 3-0 | 2 | 4 | 0 | 2 | 16 | 16.2 |
| RUTGERS | 01/31/04 | * | 29 | 4-9 | .444 | 1-4 | .250 | 1-2 | .500 | 2-3-5 | 4.7 | 3-0 | 5 | 2 | 0 | 0 | 10 | 15.9 |
| at CONNECTICUT | 02/08/04 | * | 39 | 6-15 | .400 | 3-6 | .500 | 4-4 | 1.000 | 1-1-2 | 4.6 | 3-0 | 2 | 3 | 1 | 7 | 19 | 16.1 |
| ST. JOHN'S UNIVERSITY | 02/10/04 | * | 32 | 8-11 | .727 | 0-0 | .000 | 5-6 | .833 | 2-3-5 | 4.6 | 4-0 | 0 | 4 | 0 | 5 | 21 | 16.3 |
| at Virginia Tech | 02/14/04 | * | 37 | 5-11 | .455 | 1-3 | .333 | 3-6 | .500 | 2-3-5 | 4.6 | 3-0 | 1 | 5 | 0 | 1 | 14 | 16.2 |
| at Syracuse | 02/18/04 | * | 35 | 9-12 | .750 | 5-8 | .625 | 3-3 | 1.000 | 1-5-6 | 4.7 | 1-0 | 3 | 2 | 0 | 2 | 26 | 16.6 |
| SETON HALL | 02/21/04 | * | 25 | 8-9 | .889 | 0-0 | .000 | 6-6 | 1.000 | 0-5-5 | 4.7 | 1-0 | 2 | 1 | 2 | 3 | 22 | 16.9 |
| at Notre Dame | 02/25/04 | * | 40 | 6-13 | .462 | 1-8 | .125 | 4-5 | .800 | 1-2-3 | 4.6 | 3-0 | 3 | 2 | 2 | 2 | 17 | 16.9 |
| WEST VIRGINIA | 02/28/04 | | 31 | 4-10 | .400 | 1-1 | 1.000 | 3-4 | .750 | 0-3-3 | 4.6 | 4-0 | 2 | 3 | 1 | 4 | 12 | 16.7 |
| PROVIDENCE | 03/02/04 | | 30 | 8-11 | .727 | 2-3 | .667 | 5-6 | .833 | 0-5-5 | 4.6 | 3-0 | 0 | 3 | 0 | 4 | 23 | 16.9 |
| vs BOSTON COLLEGE | 03/07/04 | * | 32 | 4-10 | .400 | 0-2 | .000 | 1-1 | 1.000 | 1-3-4 | 4.6 | 3-0 | 1 | 1 | 0 | 0 | 9 | 16.6 |
| vs Maryland | 03/21/04 | * | 37 | 7-14 | .500 | 1-2 | .500 | 0-0 | .000 | 3-3-6 | 4.6 | 4-0 | 4 | 2 | 0 | 1 | 15 | 16.6 |

Totals 26 983 170-340 .500 39-103 .379 85-111 .766 38-91-129 4.6 70-0 72 78 18 55 464 16.6

Games played: 28 **Points/game: 16.6** **FG Pct: 50.03** **FG Pct: 37.9** **FT Pct: 76.6**
Rebounds/game: 4.6 **Assists/game: 2.6** **Turnovers/game: 2.8** **Assist/turnover ratio: 0.9** **Steals/game: 2.0** **Blocks/game: 0.6**

2003-2004 Individual Player Statistics

(all games)

3 KNIGHT, Melissa

| Opponent | Date | GS | Min | TOTAL | | 3-PTS | | FT-FTA | | REBOUNDS | | PF-FO | A | TO | Blk | Stl | Pts | Avg |
|-----------------------|----------|----|-----|--------|-------|---------|-------|--------|-------|-------------|-----|-------|----|----|-----|-----|-----|------|
| | | | | FG-FGA | Pct | 3FG-FGA | Pct | Pct | Pct | Off-Def-Tot | Avg | | | | | | | |
| at Morehead State | 11/22/03 | * | 25 | 4-5 | .800 | 0-0 | .000 | 0-0 | .000 | 3-1-4 | 4.0 | 2-0 | 6 | 2 | 0 | 0 | 8 | 8.0 |
| vs Eastern Kentucky | 11/23/03 | * | 37 | 7-13 | .538 | 1-2 | .500 | 0-0 | .000 | 1-4-5 | 4.5 | 3-0 | 3 | 5 | 0 | 1 | 15 | 11.5 |
| at South Florida | 11/25/03 | * | 40 | 5-8 | .625 | 1-3 | .333 | 2-4 | .500 | 1-4-5 | 4.7 | 2-0 | 2 | 2 | 1 | 1 | 13 | 12.0 |
| vs Weber State | 11/28/03 | * | 31 | 7-8 | .875 | 0-0 | .000 | 1-2 | .500 | 2-3-5 | 4.8 | 3-0 | 3 | 3 | 0 | 1 | 15 | 12.8 |
| vs Bradley | 11/29/03 | * | 31 | 6-11 | .545 | 0-2 | .000 | 2-3 | .667 | 3-2-5 | 4.8 | 3-0 | 3 | 3 | 1 | 4 | 14 | 13.0 |
| FLORIDA INTERNATIONAL | 12/02/03 | * | 30 | 3-10 | .300 | 0-1 | .000 | 1-2 | .500 | 1-1-2 | 4.3 | 4-0 | 10 | 4 | 2 | 3 | 7 | 12.0 |
| FLORIDA | 12/12/03 | * | 36 | 3-7 | .429 | 0-3 | .000 | 3-4 | .750 | 1-3-4 | 4.3 | 4-0 | 4 | 3 | 1 | 1 | 9 | 11.6 |
| DARTMOUTH | 12/16/03 | * | 26 | 3-4 | .750 | 2-2 | 1.000 | 0-0 | .000 | 2-4-6 | 4.5 | 3-0 | 7 | 1 | 0 | 0 | 8 | 11.1 |
| RICHMOND | 12/21/03 | * | 35 | 4-12 | .333 | 0-4 | .000 | 2-3 | .667 | 0-2-2 | 4.2 | 2-0 | 6 | 3 | 0 | 0 | 10 | 11.0 |
| TOLEDO | 12/28/03 | * | 32 | 1-6 | .167 | 0-2 | .000 | 4-7 | .571 | 0-3-3 | 4.1 | 1-0 | 2 | 4 | 1 | 3 | 6 | 10.5 |
| VANDERBILT | 12/29/03 | * | 37 | 1-6 | .167 | 1-2 | .500 | 5-6 | .833 | 1-3-4 | 4.1 | 2-0 | 6 | 2 | 2 | 2 | 8 | 10.3 |
| at St. John's | 01/03/04 | * | 29 | 3-8 | .375 | 1-5 | .200 | 2-2 | 1.000 | 0-4-4 | 4.1 | 1-0 | 6 | 5 | 0 | 2 | 9 | 10.2 |
| at Villanova Wildcats | 01/07/04 | * | 24 | 3-8 | .375 | 0-2 | .000 | 0-0 | .000 | 1-1-2 | 3.9 | 4-0 | 1 | 4 | 0 | 0 | 6 | 9.8 |
| at Boston College | 01/10/04 | * | 34 | 1-5 | .200 | 1-3 | .333 | 4-4 | 1.000 | 1-5-6 | 4.1 | 3-0 | 2 | 2 | 0 | 3 | 7 | 9.6 |
| GEORGETOWN | 01/14/04 | * | 27 | 1-3 | .333 | 0-1 | .000 | 1-2 | .500 | 0-2-2 | 3.9 | 2-0 | 0 | 5 | 1 | 2 | 3 | 9.2 |
| PITTSBURGH | 01/17/04 | * | 22 | 2-6 | .333 | 1-2 | .500 | 3-4 | .750 | 1-2-3 | 3.9 | 5-1 | 1 | 3 | 0 | 3 | 8 | 9.1 |
| at Providence College | 01/20/04 | * | 32 | 6-8 | .750 | 1-2 | .500 | 0-0 | .000 | 1-3-4 | 3.9 | 2-0 | 6 | 3 | 0 | 2 | 13 | 9.4 |
| NOTRE DAME | 01/28/04 | * | 30 | 1-5 | .200 | 1-4 | .250 | 1-3 | .333 | 0-4-4 | 3.9 | 4-0 | 3 | 2 | 0 | 2 | 4 | 9.1 |
| RUTGERS | 01/31/04 | * | 38 | 2-5 | .400 | 0-0 | .000 | 3-4 | .750 | 1-4-5 | 3.9 | 3-0 | 2 | 8 | 0 | 2 | 7 | 8.9 |
| at CONNECTICUT | 02/08/04 | * | 37 | 3-8 | .375 | 0-4 | .000 | 0-0 | .000 | 3-2-5 | 4.0 | 4-0 | 1 | 2 | 0 | 2 | 6 | 8.8 |
| ST. JOHN'S UNIVERSITY | 02/10/04 | * | 23 | 4-7 | .571 | 2-3 | .667 | 1-2 | .500 | 0-3-3 | 4.0 | 1-0 | 3 | 5 | 0 | 1 | 11 | 8.9 |
| at Virginia Tech | 02/14/04 | * | 30 | 4-7 | .571 | 1-2 | .500 | 2-2 | 1.000 | 3-3-6 | 4.0 | 2-0 | 1 | 3 | 0 | 0 | 11 | 9.0 |
| at Syracuse | 02/18/04 | * | 34 | 6-9 | .667 | 2-3 | .667 | 2-2 | 1.000 | 3-6-9 | 4.3 | 2-0 | 4 | 3 | 0 | 2 | 16 | 9.3 |
| SETON HALL | 02/21/04 | * | 21 | 5-5 | 1.000 | 2-2 | 1.000 | 1-1 | 1.000 | 1-1-2 | 4.2 | 2-0 | 3 | 2 | 0 | 2 | 13 | 9.5 |
| at Notre Dame | 02/25/04 | * | 32 | 2-6 | .333 | 2-4 | .500 | 0-0 | .000 | 1-2-3 | 4.1 | 4-0 | 5 | 5 | 0 | 0 | 6 | 9.3 |
| WEST VIRGINIA | 02/28/04 | * | 32 | 4-10 | .400 | 2-3 | .667 | 2-2 | 1.000 | 3-3-6 | 4.2 | 4-0 | 5 | 4 | 0 | 0 | 12 | 9.4 |
| PROVIDENCE | 03/02/04 | * | 30 | 3-11 | .273 | 0-4 | .000 | 2-3 | .667 | 4-4-8 | 4.3 | 1-0 | 1 | 2 | 0 | 2 | 8 | 9.4 |
| vs BOSTON COLLEGE | 03/07/04 | * | 27 | 2-8 | .250 | 0-2 | .000 | 0-0 | .000 | 1-4-5 | 4.4 | 4-0 | 3 | 1 | 0 | 0 | 4 | 9.2 |
| vs Maryland | 03/21/04 | * | 33 | 5-10 | .500 | 1-2 | .500 | 3-4 | .750 | 3-2-5 | 4.4 | 4-0 | 3 | 1 | 1 | 0 | 14 | 9.3 |

Totals 28 895 101-219 .461 22-69 .319 47-66 .712 42-85-127 4.4 81-1 102 92 10 41 271 9.3

Games played: 29 **Points/game: 9.3** **FG Pct: 46.13** **FT Pct: 31.9FT** **Pct: 71.2**
Rebounds/game: 4.4 **Assists/game: 3.5** **Turnovers/game: 3.2** **Assist/turnover ratio: 1.1** **Steals/game: 1.4** **Blocks/game: 0.3**

5 DHAHABU, Imani

| Opponent | Date | GS | Min | TOTAL | | 3-PTS | | FT-FTA | | REBOUNDS | | PF-FO | A | TO | Blk | Stl | Pts | Avg |
|-----------------------|----------|----|-----|--------|-------|---------|------|--------|-------|-------------|-----|-------|---|----|-----|-----|-----|------|
| | | | | FG-FGA | Pct | 3FG-FGA | Pct | Pct | Pct | Off-Def-Tot | Avg | | | | | | | |
| at Morehead State | 11/22/03 | | 8 | 3-7 | .429 | 0-0 | .000 | 4-5 | .800 | 2-5-7 | 7.0 | 0-0 | 0 | 1 | 0 | 1 | 10 | 10.0 |
| vs Eastern Kentucky | 11/23/03 | | 22 | 0-3 | .000 | 0-0 | .000 | 4-6 | .667 | 2-1-3 | 5.0 | 4-0 | 0 | 2 | 1 | 1 | 4 | 7.0 |
| at South Florida | 11/25/03 | | 5 | 0-1 | .000 | 0-0 | .000 | 0-0 | .000 | 1-1-2 | 4.0 | 1-0 | 0 | 1 | 0 | 1 | 0 | 4.7 |
| vs Weber State | 11/28/03 | | 9 | 1-4 | .250 | 0-0 | .000 | 4-4 | 1.000 | 0-1-1 | 3.3 | 0-0 | 0 | 0 | 0 | 0 | 6 | 5.0 |
| vs Bradley | 11/29/03 | | 9 | 0-0 | .000 | 0-0 | .000 | 0-0 | .000 | 1-0-1 | 2.8 | 1-0 | 0 | 0 | 0 | 0 | 0 | 4.0 |
| FLORIDA INTERNATIONAL | 12/02/03 | | 2 | 1-1 | 1.000 | 0-0 | .000 | 0-0 | .000 | 1-2-3 | 2.8 | 0-0 | 0 | 0 | 0 | 0 | 2 | 3.7 |
| FLORIDA | 12/12/03 | | 4 | 0-0 | .000 | 0-0 | .000 | 0-0 | .000 | 0-0-0 | 2.4 | 0-0 | 0 | 1 | 0 | 0 | 0 | 3.1 |
| DARTMOUTH | 12/16/03 | | 19 | 3-6 | .500 | 0-0 | .000 | 0-0 | .000 | 0-3-3 | 2.5 | 1-0 | 0 | 0 | 0 | 0 | 6 | 3.5 |
| RICHMOND | 12/21/03 | | 4 | 0-0 | .000 | 0-0 | .000 | 0-0 | .000 | 0-0-0 | 2.2 | 0-0 | 0 | 0 | 0 | 1 | 0 | 3.1 |
| VANDERBILT | 12/29/03 | | 10 | 0-0 | .000 | 0-0 | .000 | 0-0 | .000 | 0-3-3 | 2.3 | 2-0 | 0 | 1 | 1 | 1 | 0 | 2.8 |
| at St. John's | 01/03/04 | | 20 | 6-8 | .750 | 0-0 | .000 | 0-0 | .000 | 3-0-3 | 2.4 | 2-0 | 1 | 2 | 1 | 1 | 12 | 3.6 |
| at Villanova Wildcats | 01/07/04 | | 4 | 0-0 | .000 | 0-0 | .000 | 0-0 | .000 | 0-1-1 | 2.3 | 0-0 | 0 | 0 | 0 | 0 | 0 | 3.3 |
| PITTSBURGH | 01/17/04 | | 7 | 2-3 | .667 | 0-0 | .000 | 0-0 | .000 | 1-2-3 | 2.3 | 0-0 | 0 | 0 | 1 | 1 | 4 | 3.4 |
| at Providence College | 01/20/04 | | 12 | 0-2 | .000 | 0-0 | .000 | 0-0 | .000 | 0-1-1 | 2.2 | 2-0 | 2 | 1 | 0 | 0 | 0 | 3.1 |
| NOTRE DAME | 01/28/04 | | 25 | 4-4 | 1.000 | 0-0 | .000 | 0-0 | .000 | 2-3-5 | 2.4 | 1-0 | 0 | 2 | 0 | 2 | 8 | 3.5 |
| RUTGERS | 01/31/04 | | 13 | 0-2 | .000 | 0-0 | .000 | 2-2 | 1.000 | 2-1-3 | 2.4 | 1-0 | 0 | 0 | 0 | 1 | 2 | 3.4 |
| at CONNECTICUT | 02/08/04 | | 13 | 2-4 | .500 | 0-0 | .000 | 0-0 | .000 | 1-2-3 | 2.5 | 3-0 | 0 | 3 | 0 | 2 | 4 | 3.4 |
| SETON HALL | 02/21/04 | | 12 | 2-2 | 1.000 | 0-0 | .000 | 1-2 | .500 | 0-2-2 | 2.4 | 1-0 | 0 | 0 | 0 | 0 | 5 | 3.5 |
| at Notre Dame | 02/25/04 | | 4 | 0-0 | .000 | 0-0 | .000 | 0-0 | .000 | 1-1-2 | 2.4 | 1-0 | 0 | 1 | 1 | 0 | 0 | 3.3 |
| PROVIDENCE | 03/02/04 | | 1 | 0-1 | .000 | 0-0 | .000 | 0-0 | .000 | 0-1-1 | 2.4 | 0-0 | 0 | 0 | 1 | 0 | 0 | 3.2 |
| vs Maryland | 03/21/04 | | 0 | 0-0 | .000 | 0-0 | .000 | 0-0 | .000 | 0-0-0 | 2.2 | 0-0 | 0 | 0 | 0 | 0 | 0 | 3.0 |

Totals 0 203 24-48 .500 0-0 .000 15-19 .789 17-30-47 2.2 20-0 3 15 6 12 63 3.0

Games played: 21 **Points/game: 3.0** **FG Pct: 50.0** **FT Pct: 78.9**
Rebounds/game: 2.2 **Assists/game: 0.1** **Turnovers/game: 0.7** **Assist/turnover ratio: 0.2** **Steals/game: 0.6** **Blocks/game: 0.3**

2003-2004 Individual Player Statistics

(all games)

#15 ARSOVA, Vera

| Opponent | Date | GS | Min | TOTAL | | 3-PTS | | FT-FTA | Pct | REBOUNDS | | PF-FO | A | TO | Blk | Stl | Pts | Avg |
|-----------------------|----------|----------|-----------|------------|-------------|------------|-------------|------------|-------------|--------------|------------|------------|----------|----------|----------|----------|----------|------------|
| | | | | FG-FGA | Pct | 3FG-FGA | Pct | | | Off-Def-Tot | Avg | | | | | | | |
| at Morehead State | 11/22/03 | 3 | 1-1 | 1.000 | 0-0 | .000 | 2-2 | 1.000 | 1-0-1 | 1.0 | 0-0 | 0 | 1 | 0 | 0 | 0 | 4 | 4.0 |
| vs Weber State | 11/28/03 | 2 | 0-0 | .000 | 0-0 | .000 | 0-0 | .000 | 0-1-1 | 1.0 | 0-0 | 0 | 2 | 0 | 0 | 0 | 0 | 2.0 |
| vs Bradley | 11/29/03 | 5 | 0-0 | .000 | 0-0 | .000 | 0-0 | .000 | 0-1-1 | 1.0 | 1-0 | 0 | 1 | 0 | 0 | 0 | 0 | 1.3 |
| FLORIDA INTERNATIONAL | 12/02/03 | 1 | 0-0 | .000 | 0-0 | .000 | 0-0 | .000 | 0-0-0 | 0.8 | 0-0 | 0 | 0 | 0 | 0 | 0 | 0 | 1.0 |
| SETON HALL | 02/21/04 | 3 | 0-2 | .000 | 0-0 | .000 | 1-2 | .500 | 1-1-2 | 1.0 | 0-0 | 0 | 0 | 0 | 1 | 1 | 1 | 1.0 |
| PROVIDENCE | 03/02/04 | * 7 | 1-1 | 1.000 | 0-0 | .000 | 0-0 | .000 | 1-0-1 | 1.0 | 0-0 | 0 | 0 | 0 | 0 | 0 | 2 | 1.2 |
| Totals | | 1 | 21 | 2-4 | .500 | 0-0 | .000 | 3-4 | .750 | 3-3-6 | 1.0 | 1-0 | 0 | 4 | 0 | 1 | 7 | 1.2 |

Games played: 6 **Points/game: 1.2** **FG Pct: 50.0** **FT Pct: 75.0**
Rebounds/game: 1.0 **Turnovers/game: 0.7** **Steals/game: 0.2**

#22 PHANORD, Fallon

| Opponent | Date | GS | Min | TOTAL | | 3-PTS | | FT-FTA | Pct | REBOUNDS | | PF-FO | A | TO | Blk | Stl | Pts | Avg |
|-----------------------|----------|----------|------------|-------------|-------------|------------|-------------|------------|-------------|---------------|------------|------------|----------|-----------|----------|----------|-----------|------------|
| | | | | FG-FGA | Pct | 3FG-FGA | Pct | | | Off-Def-Tot | Avg | | | | | | | |
| at Morehead State | 11/22/03 | 8 | 1-3 | .333 | 0-0 | .000 | 1-2 | .500 | 0-1-1 | 1.0 | 1-0 | 0 | 0 | 0 | 1 | 3 | 3.0 | |
| vs Eastern Kentucky | 11/23/03 | 3 | 0-0 | .000 | 0-0 | .000 | 0-0 | .000 | 0-0-0 | 0.5 | 0-0 | 0 | 0 | 0 | 0 | 0 | 1.5 | |
| at South Florida | 11/25/03 | 1 | 0-1 | .000 | 0-0 | .000 | 0-0 | .000 | 0-0-0 | 0.3 | 0-0 | 0 | 0 | 0 | 0 | 0 | 1.0 | |
| vs Weber State | 11/28/03 | 8 | 0-0 | .000 | 0-0 | .000 | 0-0 | .000 | 0-0-0 | 0.3 | 0-0 | 1 | 2 | 1 | 1 | 0 | 0.8 | |
| vs Bradley | 11/29/03 | 12 | 0-2 | .000 | 0-0 | .000 | 0-0 | .000 | 1-1-2 | 0.6 | 0-0 | 1 | 0 | 0 | 0 | 0 | 0.6 | |
| FLORIDA INTERNATIONAL | 12/02/03 | 4 | 0-0 | .000 | 0-0 | .000 | 0-0 | .000 | 0-0-0 | 0.5 | 0-0 | 0 | 0 | 0 | 0 | 0 | 0.5 | |
| DARTMOUTH | 12/16/03 | 6 | 0-1 | .000 | 0-0 | .000 | 1-2 | .500 | 0-0-0 | 0.4 | 0-0 | 1 | 1 | 0 | 0 | 1 | 0.6 | |
| at St. John's | 01/03/04 | 7 | 1-1 | 1.000 | 0-0 | .000 | 0-0 | .000 | 0-0-0 | 0.4 | 2-0 | 0 | 0 | 0 | 0 | 2 | 0.8 | |
| at Villanova Wildcats | 01/07/04 | 1 | 0-0 | .000 | 0-0 | .000 | 0-0 | .000 | 0-0-0 | 0.3 | 0-0 | 0 | 0 | 0 | 0 | 0 | 0.7 | |
| PITTSBURGH | 01/17/04 | 14 | 0-3 | .000 | 0-0 | .000 | 0-0 | .000 | 2-2-4 | 0.7 | 0-0 | 0 | 3 | 0 | 0 | 0 | 0.6 | |
| at Providence College | 01/20/04 | 1 | 0-0 | .000 | 0-0 | .000 | 0-0 | .000 | 0-0-0 | 0.6 | 0-0 | 0 | 2 | 0 | 0 | 0 | 0.5 | |
| at CONNECTICUT | 02/08/04 | 1 | 0-0 | .000 | 0-0 | .000 | 0-0 | .000 | 0-0-0 | 0.6 | 0-0 | 0 | 0 | 0 | 0 | 0 | 0.5 | |
| ST. JOHN'S UNIVERSITY | 02/10/04 | * 18 | 1-3 | .333 | 0-1 | .000 | 0-0 | .000 | 1-1-2 | 0.7 | 3-0 | 0 | 2 | 1 | 2 | 2 | 0.6 | |
| at Virginia Tech | 02/14/04 | 3 | 0-1 | .000 | 0-0 | .000 | 0-0 | .000 | 0-0-0 | 0.6 | 1-0 | 0 | 0 | 0 | 0 | 0 | 0.6 | |
| SETON HALL | 02/21/04 | 13 | 0-1 | .000 | 0-0 | .000 | 0-0 | .000 | 0-2-2 | 0.7 | 0-0 | 0 | 1 | 0 | 0 | 0 | 0.5 | |
| WEST VIRGINIA | 02/28/04 | 2 | 0-0 | .000 | 0-0 | .000 | 0-0 | .000 | 0-0-0 | 0.7 | 0-0 | 0 | 0 | 0 | 0 | 0 | 0.5 | |
| PROVIDENCE | 03/02/04 | 2 | 1-3 | .333 | 0-0 | .000 | 0-0 | .000 | 2-2-4 | 0.9 | 0-0 | 0 | 0 | 0 | 0 | 2 | 0.6 | |
| vs BOSTON COLLEGE | 03/07/04 | 4 | 0-0 | .000 | 0-0 | .000 | 0-0 | .000 | 0-0-0 | 0.8 | 2-0 | 0 | 0 | 0 | 0 | 0 | 0.6 | |
| Totals | | 1 | 108 | 4-19 | .211 | 0-1 | .000 | 2-4 | .500 | 6-9-15 | 0.8 | 9-0 | 3 | 11 | 2 | 4 | 10 | 0.6 |

Games played: 18 **Points/game: 0.6** **FG Pct: 21.13** **FT Pct: 50.0**
Rebounds/game: 0.8 **Assists/game: 0.2** **Turnovers/game: 0.6** **Assist/turnover ratio: 0.3** **Steals/game: 0.2** **Blocks/game: 0.1**

2003-2004 Individual Player Statistics

(all games)

#23 WILKINS, Shaquana

| Opponent | Date | GS | Min | TOTAL | | 3-PTS | | FT-FTA | Pct | REBOUNDS | | PF-FO | A | TO | Blk | Stl | Pts | Avg |
|-----------------------|----------|----|-----|--------|------|---------|------|--------|-------|-------------|-----|-------|---|----|-----|-----|-----|------|
| | | | | FG-FGA | Pct | 3FG-FGA | Pct | | | Off-Def-Tot | Avg | | | | | | | |
| at Morehead State | 11/22/03 | * | 12 | 3-7 | .429 | 0-0 | .000 | 1-2 | .500 | 1-3-4 | 4.0 | 2-0 | 0 | 1 | 0 | 0 | 7 | 7.0 |
| vs Eastern Kentucky | 11/23/03 | * | 37 | 5-7 | .714 | 0-0 | .000 | 6-8 | .750 | 2-9-11 | 7.5 | 1-0 | 4 | 2 | 3 | 1 | 16 | 11.5 |
| at South Florida | 11/25/03 | * | 19 | 3-7 | .429 | 0-0 | .000 | 0-1 | .000 | 1-2-3 | 6.0 | 0-0 | 0 | 2 | 0 | 1 | 6 | 9.7 |
| vs Weber State | 11/28/03 | * | 28 | 8-10 | .800 | 0-0 | .000 | 6-8 | .750 | 1-5-6 | 6.0 | 1-0 | 1 | 0 | 0 | 1 | 22 | 12.8 |
| vs Bradley | 11/29/03 | * | 27 | 5-9 | .556 | 0-0 | .000 | 4-5 | .800 | 5-5-10 | 6.8 | 2-0 | 2 | 1 | 1 | 2 | 14 | 13.0 |
| FLORIDA INTERNATIONAL | 12/2/03 | * | 26 | 5-8 | .625 | 0-0 | .000 | 5-5 | 1.000 | 3-2-5 | 6.5 | 2-0 | 0 | 3 | 0 | 3 | 15 | 13.3 |
| FLORIDA | 12/12/03 | * | 25 | 3-5 | .600 | 0-0 | .000 | 0-0 | .000 | 1-8-9 | 6.9 | 3-0 | 3 | 3 | 0 | 0 | 6 | 12.3 |
| DARTMOUTH | 12/16/03 | * | 19 | 4-7 | .571 | 0-0 | .000 | 2-2 | 1.000 | 1-5-6 | 6.8 | 2-0 | 1 | 1 | 0 | 1 | 10 | 12.0 |
| RICHMOND | 12/21/03 | * | 36 | 7-14 | .500 | 0-0 | .000 | 2-3 | .667 | 4-9-13 | 7.4 | 1-0 | 4 | 1 | 2 | 3 | 16 | 12.4 |
| TOLEDO | 12/28/03 | * | 27 | 5-9 | .556 | 0-0 | .000 | 3-5 | .600 | 3-2-5 | 7.2 | 4-0 | 0 | 3 | 3 | 1 | 13 | 12.5 |
| VANDERBILT | 12/29/03 | * | 35 | 6-13 | .462 | 0-0 | .000 | 4-5 | .800 | 4-6-10 | 7.5 | 2-0 | 3 | 0 | 2 | 1 | 16 | 12.8 |
| at St. John's | 1/3/04 | * | 34 | 1-7 | .143 | 0-0 | .000 | 3-4 | .750 | 4-3-7 | 7.4 | 3-0 | 2 | 2 | 3 | 0 | 5 | 12.2 |
| at Villanova Wildcats | 01/07/04 | * | 31 | 3-11 | .273 | 0-0 | .000 | 3-4 | .750 | 3-4-7 | 7.4 | 1-0 | 1 | 1 | 0 | 1 | 9 | 11.9 |
| at Boston College | 1-10-04 | * | 31 | 4-9 | .444 | 0-0 | .000 | 2-2 | 1.000 | 1-3-4 | 7.1 | 3-0 | 1 | 1 | 0 | 1 | 10 | 11.8 |
| GEORGETOWN | 1/14/04 | * | 48 | 4-6 | .667 | 0-0 | .000 | 0-1 | .000 | 5-9-14 | 7.6 | 2-0 | 0 | 5 | 3 | 1 | 8 | 11.5 |
| PITTSBURGH | 1/17/04 | * | 40 | 9-13 | .692 | 0-0 | .000 | 2-3 | .667 | 7-8-15 | 8.1 | 4-0 | 1 | 0 | 3 | 2 | 20 | 12.1 |
| at Providence College | 1/20/04 | * | 19 | 3-6 | .500 | 0-0 | .000 | 2-2 | 1.000 | 0-5-5 | 7.9 | 3-0 | 1 | 1 | 0 | 1 | 8 | 11.8 |
| NOTRE DAME | 1/28/04 | * | 28 | 4-10 | .400 | 0-0 | .000 | 2-2 | 1.000 | 6-5-11 | 8.1 | 2-0 | 1 | 3 | 2 | 2 | 10 | 11.7 |
| RUTGERS | 1/31/04 | * | 38 | 3-8 | .375 | 0-0 | .000 | 4-7 | .571 | 5-6-11 | 8.2 | 4-0 | 2 | 0 | 2 | 1 | 10 | 11.6 |
| at CONNECTICUT | 2/8/04 | * | 39 | 4-9 | .444 | 0-0 | .000 | 5-5 | 1.000 | 3-5-8 | 8.2 | 4-0 | 2 | 3 | 1 | 4 | 13 | 11.7 |
| ST. JOHN'S UNIVERSITY | 2/10/04 | * | 31 | 8-11 | .727 | 0-0 | .000 | 3-3 | 1.000 | 1-6-7 | 8.1 | 3-0 | 2 | 4 | 1 | 0 | 19 | 12.0 |
| at Virginia Tech | 02/14/04 | * | 40 | 4-7 | .571 | 0-0 | .000 | 1-1 | 1.000 | 1-10-11 | 8.3 | 1-0 | 1 | 5 | 2 | 0 | 9 | 11.9 |
| at Syracuse | 2/18/04 | * | 36 | 4-8 | .500 | 0-0 | .000 | 2-2 | 1.000 | 1-4-5 | 8.1 | 2-0 | 4 | 0 | 1 | 1 | 10 | 11.8 |
| SETON HALL | 2/21/04 | * | 24 | 2-6 | .333 | 0-0 | .000 | 0-0 | .000 | 1-4-5 | 8.0 | 1-0 | 2 | 3 | 1 | 3 | 4 | 11.5 |
| at Notre Dame | 02/25/04 | * | 30 | 1-7 | .143 | 0-0 | .000 | 1-2 | .500 | 3-7-10 | 8.1 | 2-0 | 2 | 2 | 0 | 1 | 3 | 11.2 |
| WEST VIRGINIA | 2/28/04 | * | 38 | 5-7 | .714 | 0-0 | .000 | 2-2 | 1.000 | 3-11-14 | 8.3 | 3-0 | 4 | 2 | 3 | 1 | 12 | 11.2 |
| PROVIDENCE | 3/2/04 | * | 32 | 6-13 | .462 | 0-0 | .000 | 1-2 | .500 | 6-8-14 | 8.5 | 1-0 | 4 | 1 | 1 | 2 | 13 | 11.3 |
| vs BOSTON COLLEGE | 3/7/04 | * | 36 | 6-12 | .500 | 0-0 | .000 | 0-0 | .000 | 2-5-7 | 8.5 | 1-0 | 1 | 2 | 2 | 0 | 12 | 11.3 |
| vs Maryland | 03/21/04 | * | 40 | 8-10 | .800 | 0-0 | .000 | 1-2 | .500 | 3-7-10 | 8.5 | 2-0 | 0 | 2 | 1 | 0 | 17 | 11.5 |

Totals 29 906 133-256 .520 0-0 .000 67-88 .761 81-166-247 8.5 62-0 49 54 37 35 333 11.5

Games played: 29 **Points/game: 11.5** **FG Pct: 52.0** **FT Pct: 76.1**
Rebounds/game: 8.5 **Assists/game: 1.7** **Turnovers/game: 1.9** **Assist/turnover ratio: 0.9** **Steals/game: 1.2** **Blocks/game: 1.3**

#30 WILSON, Hutashi

| Opponent | Date | GS | Min | TOTAL | | 3-PTS | | FT-FTA | Pct | REBOUNDS | | PF-FO | A | TO | Blk | Stl | Pts | Avg |
|-----------------------|----------|----|-----|--------|-------|---------|-------|--------|-------|-------------|-----|-------|---|----|-----|-----|-----|-----|
| | | | | FG-FGA | Pct | 3FG-FGA | Pct | | | Off-Def-Tot | Avg | | | | | | | |
| at Morehead State | 11/22/03 | | 25 | 3-8 | .375 | 2-5 | .400 | 0-0 | .000 | 0-2-2 | 2.0 | 0-0 | 4 | 2 | 0 | 0 | 8 | 8.0 |
| vs Eastern Kentucky | 11/23/03 | | 15 | 0-4 | .000 | 0-2 | .000 | 2-4 | .500 | 2-1-3 | 2.5 | 0-0 | 5 | 1 | 1 | 0 | 2 | 5.0 |
| at South Florida | 11/25/03 | | 12 | 0-1 | .000 | 0-1 | .000 | 0-0 | .000 | 0-1-1 | 2.0 | 2-0 | 2 | 1 | 0 | 0 | 0 | 3.3 |
| vs Weber State | 11/28/03 | | 16 | 2-2 | 1.000 | 0-0 | .000 | 4-5 | .800 | 1-1-2 | 2.0 | 1-0 | 0 | 4 | 0 | 1 | 8 | 4.5 |
| vs Bradley | 11/29/03 | | 21 | 1-4 | .250 | 1-1 | 1.000 | 2-2 | 1.000 | 2-2-4 | 2.4 | 1-0 | 3 | 4 | 0 | 2 | 5 | 4.6 |
| FLORIDA INTERNATIONAL | 12/2/03 | | 20 | 3-5 | .600 | 0-0 | .000 | 1-2 | .500 | 0-1-1 | 2.2 | 1-0 | 4 | 1 | 0 | 2 | 7 | 5.0 |
| FLORIDA | 12/12/03 | | 7 | 0-0 | .000 | 0-0 | .000 | 0-0 | .000 | 1-0-1 | 2.0 | 2-0 | 2 | 0 | 0 | 0 | 0 | 4.3 |
| DARTMOUTH | 12/16/03 | | 10 | 0-1 | .000 | 0-0 | .000 | 0-0 | .000 | 1-0-1 | 1.9 | 0-0 | 0 | 1 | 0 | 0 | 0 | 3.8 |
| RICHMOND | 12/21/03 | | 10 | 2-3 | .667 | 1-1 | 1.000 | 0-0 | .000 | 1-0-1 | 1.8 | 3-0 | 3 | 1 | 0 | 0 | 5 | 3.9 |
| TOLEDO | 12/28/03 | | 17 | 3-4 | .750 | 1-1 | 1.000 | 0-0 | .000 | 0-1-1 | 1.7 | 2-0 | 3 | 1 | 0 | 1 | 7 | 4.2 |
| VANDERBILT | 12/29/03 | | 6 | 0-1 | .000 | 0-0 | .000 | 0-0 | .000 | 0-0-0 | 1.5 | 1-0 | 0 | 1 | 0 | 0 | 0 | 3.8 |
| at St. John's | 01/3/04 | | 15 | 0-3 | .000 | 0-2 | .000 | 0-2 | .000 | 0-0-0 | 1.4 | 1-0 | 3 | 1 | 0 | 2 | 0 | 3.5 |
| at Villanova Wildcats | 01/07/04 | | 15 | 1-1 | 1.000 | 0-0 | .000 | 0-0 | .000 | 1-1-2 | 1.5 | 1-0 | 1 | 2 | 0 | 1 | 2 | 3.4 |
| at Boston College | 01/10/04 | | 27 | 5-7 | .714 | 0-1 | .000 | 0-0 | .000 | 2-1-3 | 1.6 | 5-1 | 4 | 3 | 0 | 2 | 10 | 3.9 |
| GEORGETOWN | 01/14/04 | | 24 | 1-3 | .333 | 1-3 | .333 | 1-2 | .500 | 0-1-1 | 1.5 | 4-0 | 2 | 3 | 0 | 1 | 4 | 3.9 |
| PITTSBURGH | 01/17/04 | * | 32 | 4-8 | .500 | 0-1 | .000 | 5-6 | .833 | 0-2-2 | 1.6 | 2-0 | 5 | 2 | 0 | 2 | 13 | 4.4 |
| at Providence College | 01/20/04 | | 16 | 0-2 | .000 | 0-1 | .000 | 2-2 | 1.000 | 1-0-1 | 1.5 | 3-0 | 2 | 1 | 0 | 4 | 2 | 4.3 |
| NOTRE DAME | 01/28/04 | | 9 | 0-2 | .000 | 0-1 | .000 | 0-0 | .000 | 0-0-0 | 1.4 | 3-0 | 1 | 4 | 0 | 0 | 0 | 4.1 |
| RUTGERS | 01/31/04 | | 12 | 0-1 | .000 | 0-0 | .000 | 0-1 | .000 | 0-0-0 | 1.4 | 2-0 | 2 | 2 | 0 | 0 | 0 | 3.8 |
| at CONNECTICUT | 02/8/04 | | 3 | 0-0 | .000 | 0-0 | .000 | 0-0 | .000 | 0-0-0 | 1.3 | 1-0 | 1 | 1 | 0 | 0 | 0 | 3.7 |
| ST. JOHN'S UNIVERSITY | 02/10/04 | | 18 | 0-3 | .000 | 0-2 | .000 | 2-4 | .500 | 1-1-2 | 1.3 | 4-0 | 2 | 0 | 0 | 1 | 2 | 3.6 |
| at Virginia Tech | 02/14/04 | | 11 | 1-1 | 1.000 | 0-0 | .000 | 1-2 | .500 | 0-2-2 | 1.4 | 1-0 | 0 | 0 | 0 | 0 | 3 | 3.5 |
| at Syracuse | 02/18/04 | | 16 | 0-3 | .000 | 0-3 | .000 | 0-0 | .000 | 2-0-2 | 1.4 | 1-0 | 4 | 3 | 0 | 0 | 0 | 3.4 |
| SETON HALL | 02/21/04 | | 16 | 1-2 | .500 | 1-1 | 1.000 | 0-1 | .000 | 0-3-3 | 1.5 | 1-0 | 3 | 1 | 0 | 1 | 3 | 3.4 |
| at Notre Dame | 02/25/04 | | 7 | 0-0 | .000 | 0-0 | .000 | 0-0 | .000 | 0-1-1 | 1.4 | 2-0 | 1 | 2 | 0 | 0 | 0 | 3.2 |
| WEST VIRGINIA | 02/28/04 | * | 24 | 3-5 | .600 | 1-1 | 1.000 | 0-0 | .000 | 1-2-3 | 1.5 | 1-0 | 3 | 3 | 0 | 0 | 7 | 3.4 |
| PROVIDENCE | 03/2/04 | * | 19 | 2-6 | .333 | 2-3 | .667 | 2-2 | 1.000 | 1-1-2 | 1.5 | 3-0 | 5 | 3 | 0 | 1 | 8 | 3.6 |
| vs BOSTON COLLEGE | 03/7/04 | | 15 | 0-2 | .000 | 0-1 | .000 | 0-0 | .000 | 0-1-1 | 1.5 | 0-0 | 1 | 1 | 0 | 1 | 0 | 3.4 |
| vs Maryland | 03/21/04 | | 16 | 0-3 | .000 | 0-1 | .000 | 1-2 | .500 | 1-0-1 | 1.5 | 2-0 | 3 | 1 | 0 | 2 | 1 | 3.3 |

Totals 3 454 32-85 .376 10-32 .313 23-37 .622 18-25-43 1.5 50-1 69 50 1 24 97 3.3

Games played: 29 **Points/game: 3.3** **FG Pct: 37.6** **3FG Pct: 31.3** **FT Pct: 62.2**
Rebounds/game: 1.5 **Assists/game: 2.4** **Turnovers/game: 1.7** **Assist/turnover ratio: 1.4** **Steals/game: 0.8** **Blocks/game: 0.0**

2003-2004 Individual Player Statistics

(all games)

#40 HAYEK, Katie

| Opponent | Date | GS | Min | TOTAL | | 3-PTS | | FT-FTA | Pct | REBOUNDS | | PF-FO | A | TO | Blk | Stl | Pts | Avg |
|-----------------------|----------|----|-----|--------|-------|---------|-------|--------|-------|-------------|-----|-------|---|----|-----|-----|-----|-----|
| | | | | FG-FGA | Pct | 3FG-FGA | Pct | | | Off-Def-Tot | Avg | | | | | | | |
| DARTMOUTH | 12/16/03 | | 7 | 0-2 | .000 | 0-1 | .000 | 0-0 | .000 | 0-0-0 | 0.0 | 0-0 | 1 | 0 | 0 | 1 | 0 | 0.0 |
| TOLEDO | 12/28/03 | | 5 | 0-1 | .000 | 0-1 | .000 | 0-0 | .000 | 0-1-1 | 0.5 | 1-0 | 0 | 0 | 0 | 0 | 0 | 0.0 |
| VANDERBILT | 12/29/03 | | 1 | 0-0 | .000 | 0-0 | .000 | 0-0 | .000 | 0-0-0 | 0.3 | 0-0 | 0 | 0 | 0 | 0 | 0 | 0.0 |
| at Villanova Wildcats | 01/07/04 | | 15 | 2-4 | .500 | 2-3 | .667 | 0-0 | .000 | 1-3-4 | 1.3 | 1-0 | 0 | 1 | 0 | 0 | 6 | 1.5 |
| at Boston College | 01/10/04 | | 6 | 0-1 | .000 | 0-1 | .000 | 0-0 | .000 | 0-0-0 | 1.0 | 0-0 | 0 | 1 | 0 | 0 | 0 | 1.2 |
| PITTSBURGH | 01/17/04 | | 6 | 0-0 | .000 | 0-0 | .000 | 0-0 | .000 | 0-0-0 | 0.8 | 0-0 | 0 | 1 | 0 | 0 | 0 | 1.0 |
| at Providence College | 01/20/04 | | 3 | 0-0 | .000 | 0-0 | .000 | 0-0 | .000 | 0-0-0 | 0.7 | 0-0 | 0 | 1 | 0 | 0 | 0 | 0.9 |
| NOTRE DAME | 01/28/04 | | 4 | 0-1 | .000 | 0-1 | .000 | 0-0 | .000 | 0-0-0 | 0.6 | 0-0 | 0 | 0 | 0 | 1 | 0 | 0.8 |
| RUTGERS | 01/31/04 | | 5 | 0-1 | .000 | 0-1 | .000 | 0-0 | .000 | 0-0-0 | 0.6 | 0-0 | 0 | 0 | 0 | 0 | 0 | 0.7 |
| ST. JOHN'S UNIVERSITY | 02/10/04 | | 5 | 0-1 | .000 | 0-1 | .000 | 1-2 | .500 | 0-0-0 | 0.5 | 0-0 | 0 | 0 | 0 | 0 | 1 | 0.7 |
| at Syracuse | 02/18/04 | | 2 | 1-1 | 1.000 | 1-1 | 1.000 | 0-0 | .000 | 0-0-0 | 0.5 | 0-0 | 0 | 1 | 0 | 0 | 3 | 0.9 |
| SETON HALL | 02/21/04 | | 11 | 0-4 | .000 | 0-3 | .000 | 2-2 | 1.000 | 0-2-2 | 0.6 | 1-0 | 0 | 1 | 0 | 0 | 2 | 1.0 |
| at Notre Dame | 02/25/04 | | 2 | 0-0 | .000 | 0-0 | .000 | 0-0 | .000 | 0-0-0 | 0.5 | 1-0 | 0 | 1 | 0 | 0 | 0 | 0.9 |
| PROVIDENCE | 03/02/04 | | 2 | 0-0 | .000 | 0-0 | .000 | 2-2 | 1.000 | 0-0-0 | 0.5 | 0-0 | 0 | 0 | 0 | 0 | 2 | 1.0 |

Totals 0 74 3-16 .188 3-13 .231 5-6 .833 1-6-7 0.5 4-0 1 7 0 2 14 1.0

Games played: 14 Points/game: 1.0 FG Pct: 18.8 3FG Pct: 23.1 FT Pct: 83.3
 Rebounds/game: 0.5 Assists/game: 0.1 Turnovers/game: 0.5 Assist/turnover ratio: 0.1 Steals/game: 0.1

#53 BROUSSARD, Chanivia

| Opponent | Date | GS | Min | TOTAL | | 3-PTS | | FT-FTA | Pct | REBOUNDS | | PF-FO | A | TO | Blk | Stl | Pts | Avg |
|-----------------------|----------|----|-----|--------|-------|---------|-------|--------|-------|-------------|-----|-------|---|----|-----|-----|-----|------|
| | | | | FG-FGA | Pct | 3FG-FGA | Pct | | | Off-Def-Tot | Avg | | | | | | | |
| at Morehead State | 11/22/03 | * | 34 | 6-12 | .500 | 1-2 | .500 | 2-2 | 1.000 | 1-6-7 | 7.0 | 2-0 | 4 | 2 | 1 | 4 | 15 | 15.0 |
| vs Eastern Kentucky | 11/23/03 | * | 5 | 2-2 | 1.000 | 0-0 | .000 | 1-2 | .500 | 1-1-2 | 4.5 | 5-1 | 1 | 3 | 1 | 0 | 5 | 10.0 |
| at South Florida | 11/25/03 | * | 25 | 5-10 | .500 | 0-1 | .000 | 0-0 | .000 | 2-5-7 | 5.3 | 5-1 | 0 | 1 | 1 | 3 | 10 | 10.0 |
| vs Weber State | 11/28/03 | * | 26 | 6-11 | .545 | 0-0 | .000 | 2-2 | 1.000 | 0-2-2 | 4.5 | 0-0 | 1 | 1 | 0 | 0 | 14 | 11.0 |
| vs Bradley | 11/29/03 | * | 24 | 5-11 | .455 | 0-0 | .000 | 0-0 | .000 | 1-2-3 | 4.2 | 4-0 | 1 | 1 | 1 | 1 | 10 | 10.8 |
| FLORIDA INTERNATIONAL | 12/2/03 | * | 23 | 7-12 | .583 | 0-1 | .000 | 1-2 | .500 | 2-2-4 | 4.2 | 3-0 | 3 | 2 | 0 | 4 | 15 | 11.5 |
| FLORIDA | 12/12/03 | * | 36 | 9-16 | .563 | 0-1 | .000 | 4-6 | .667 | 1-7-8 | 4.7 | 4-0 | 3 | 6 | 1 | 3 | 22 | 13.0 |
| DARTMOUTH | 12/16/03 | * | 16 | 1-8 | .125 | 0-0 | .000 | 0-0 | .000 | 0-3-3 | 4.5 | 3-0 | 0 | 1 | 0 | 0 | 2 | 11.6 |
| RICHMOND | 12/21/03 | * | 35 | 15-20 | .750 | 0-0 | .000 | 2-5 | .400 | 5-4-9 | 5.0 | 2-0 | 1 | 2 | 4 | 2 | 32 | 13.9 |
| TOLEDO | 12/28/03 | * | 31 | 5-11 | .455 | 0-1 | .000 | 3-3 | 1.000 | 6-8-14 | 5.9 | 2-0 | 4 | 2 | 1 | 4 | 13 | 13.8 |
| VANDERBILT | 12/29/03 | * | 30 | 6-15 | .400 | 0-0 | .000 | 6-6 | 1.000 | 6-2-8 | 6.1 | 4-0 | 3 | 1 | 3 | 5 | 18 | 14.2 |
| at St. John's | 1/3/04 | * | 22 | 7-13 | .538 | 0-0 | .000 | 0-1 | .000 | 2-3-5 | 6.0 | 3-0 | 1 | 3 | 4 | 4 | 14 | 14.2 |
| at Villanova Wildcats | 1/07/04 | * | 29 | 6-15 | .400 | 0-2 | .000 | 0-0 | .000 | 2-5-7 | 6.1 | 3-0 | 2 | 4 | 0 | 2 | 12 | 14.0 |
| at Boston College | 1/10/04 | * | 28 | 2-7 | .286 | 0-0 | .000 | 5-8 | .625 | 1-2-3 | 5.9 | 3-0 | 0 | 4 | 1 | 4 | 9 | 13.6 |
| GEORGETOWN | 1/14/04 | * | 43 | 3-10 | .300 | 1-1 | 1.000 | 4-6 | .667 | 4-7-11 | 6.2 | 3-0 | 1 | 6 | 0 | 1 | 11 | 13.5 |
| PITTSBURGH | 1/17/04 | * | 27 | 5-12 | .417 | 0-0 | .000 | 9-12 | .750 | 3-1-4 | 6.1 | 4-0 | 0 | 2 | 2 | 4 | 19 | 13.8 |
| at Providence College | 1/20/04 | * | 34 | 8-11 | .727 | 0-0 | .000 | 4-4 | 1.000 | 3-11-14 | 6.5 | 4-0 | 2 | 7 | 1 | 3 | 20 | 14.2 |
| NOTRE DAME | 1/28/04 | * | 22 | 3-8 | .375 | 0-0 | .000 | 1-3 | .333 | 2-1-3 | 6.3 | 3-0 | 0 | 3 | 1 | 2 | 7 | 13.8 |
| RUTGERS | 1/31/04 | * | 25 | 7-13 | .538 | 1-1 | 1.000 | 2-2 | 1.000 | 0-4-4 | 6.2 | 4-0 | 0 | 2 | 1 | 1 | 17 | 13.9 |
| at CONNECTICUT | 2/8/04 | * | 31 | 8-18 | .444 | 0-1 | .000 | 4-6 | .667 | 1-2-3 | 6.1 | 5-1 | 3 | 4 | 1 | 3 | 20 | 14.3 |
| ST. JOHN'S UNIVERSITY | 2/10/04 | * | 15 | 3-9 | .333 | 0-0 | .000 | 7-7 | 1.000 | 5-1-6 | 6.0 | 5-1 | 2 | 4 | 3 | 1 | 13 | 14.2 |
| at Virginia Tech | 2/14/04 | * | 35 | 6-13 | .462 | 0-0 | .000 | 10-10 | 1.000 | 1-5-6 | 6.0 | 3-0 | 3 | 3 | 1 | 2 | 22 | 14.5 |
| at Syracuse | 2/18/04 | * | 32 | 6-16 | .375 | 0-0 | .000 | 1-1 | 1.000 | 4-2-6 | 6.0 | 4-0 | 4 | 5 | 1 | 1 | 13 | 14.5 |
| SETON HALL | 2/21/04 | * | 26 | 8-12 | .667 | 0-0 | .000 | 2-4 | .500 | 2-4-6 | 6.0 | 2-0 | 0 | 3 | 1 | 3 | 18 | 14.6 |
| at Notre Dame | 2/25/04 | * | 35 | 5-12 | .417 | 0-1 | .000 | 4-9 | .444 | 2-4-6 | 6.0 | 4-0 | 2 | 13 | 0 | 2 | 14 | 14.6 |
| WEST VIRGINIA | 2/28/04 | * | 34 | 11-21 | .524 | 0-0 | .000 | 3-5 | .600 | 4-4-8 | 6.1 | 5-1 | 1 | 5 | 3 | 0 | 25 | 15.0 |
| PROVIDENCE | 3/2/04 | * | 24 | 9-19 | .474 | 0-0 | .000 | 1-3 | .333 | 6-2-8 | 6.2 | 4-0 | 2 | 5 | 0 | 1 | 19 | 15.1 |
| vs BOSTON COLLEGE | 3/7/04 | * | 35 | 4-10 | .400 | 0-1 | .000 | 1-4 | .250 | 3-0-3 | 6.1 | 5-1 | 2 | 3 | 0 | 2 | 9 | 14.9 |
| vs Maryland | 3/21/04 | * | 34 | 7-12 | .583 | 0-2 | .000 | 8-14 | .571 | 3-8-11 | 6.2 | 4-0 | 2 | 2 | 0 | 2 | 22 | 15.2 |

Totals 28 816 175-359 .487 3-15 .200 87-127 .685 73-108-181 6.2 102-6 48 100 33 64 440 15.2

Games played: 29 Points/game: 15.2 FG Pct: 48.7 3FG Pct: 20.0 FT Pct: 68.5
 Rebounds/game: 6.2 Assists/game: 1.7 Turnovers/game: 3.4 Assist/turnover ratio: 0.5 Steals/game: 2.2 Blocks/game: 1.1

Women's Basketball History - 1972-2004



KATIE HAYEK

Women's Basketball History - 1972-2004

32 Seasons of Hurricane Hoops



Members of the 1972-73 team work out on the outdoor courts on the Coral Gables campus.

It All Started in 1972-73

Miami's basketball heritage began with the 1972-73 season and consisted of a team with no scholarship athletes and no indoor facilities with which to play. It is rumored that during the early years one game was actually rained out.

Miami's first women's basketball game took place January 9, 1973 as the Hurricanes, and first-year head coach Barry Schimer, lost 37-21 to Miami-Dade North. Miami would bounce back and record its first victory three days later, a 36-26 win over Broward Central on January 12, 1973. Miami would finish its inaugural season with a 2-6 record.

It wouldn't take long for Miami to record its first winning season as the Hurricanes won their first four games, all on the road, and finished 6-3 in 1973-74. The 1974-75 season brought much of the same as Schimer led the Hurricanes to an 8-6 record, their second consecutive winning season.

That season would be one of firsts for Miami who won its first two games ever at the Florida AIAW State Championships defeating Florida A&M, 59-38, and Florida Tech, 53-32. The Hurricanes also faced Florida and Florida State for the first time losing to the Gators, 67-32, and to the Seminoles, 59-45. The 1974-75 season would also be one of endings as Schimer stepped down as coach with a career record of 16-15.

Miami moved indoors to the William Lane Campus Sports and Recreation Center in 1975-76 as Shula Feuer took over as head coach. The William A. Lane Center was made possible by a voluntary increase in the Student Activity Fee and a grant of \$1.2 million dollars from the Dunspaugh-Dalton Foundation. The structure was named in the memory of William A. Lane, Sr., a long-time Miami attorney, the first president of the Foundation and staunch supporter of UM.

The Hurricanes lost their opening game of the 1975-76 season falling to Marymack (MO) 63-53. In their next game however Miami exploded for 100 points in a 100-20 win over Homestead Airforce Base. The 80 point margin of victory is still a standing UM record. Miami finished at 7-13 that season and after a 9-11 record the next year Feuer stepped down as head coach of the Hurricanes.

The 1977-78 team went 8-8 under the guidance of 26 year old coach Yvette McKinney. Miami was led by Wendy Foote, Miami's first 1,000-point scorer, who averaged a school-record 25.2 points per game as a senior. She ended her UM career as the school-record holder for career field goals (490), free throws (194) and points (1,174).

In the summer of 1979, Foote became the first University of Miami basketball player since Rick Barry to sign a professional contract when she signed to play with New Orleans Pride of the Women's Professional Basketball League.

Lin Dunn Raises UM to the Next Level

In 1978, the University made a move that would forever change women's basketball at Miami. That year, UM hired Lin Dunn as UM's fourth-ever head coach. Dunn, who left the University of Mississippi to come to Coral Gables, was also named an Assistant Director of Athletics upon her arrival. Dunn would coach the Hurricanes for nine seasons racking up 149 wins and leading Miami to a school-record six consecutive winning seasons, two 20-win seasons, one Florida AIAW State Championship and two berths in the AIAW Region III Tournament.

Following a 10-13 season in 1978-79, Dunn upgraded the Hurricanes schedule taking on national powers Oral Roberts, Kansas and Alabama. The 1979-80 season also marked the first time that women's basketball was given scholarships (seven). Dunn finished her second season with an 18-16 record and clearly had the Hurricane program heading in the right direction.

Miami gained three additional scholarships for the 1980-81 season, raising the number of scholarship athletes to 10, and the Hurricanes went on to one of the most successful seasons in school history. Miami recorded the first 20-win season in school history going 24-18, setting a new school-record for victories in a season.

The Hurricanes, led by Sylvia Wilson, Dottie Richardson and Robin Harmony, went on to win the school's first Florida AIAW State Championship and earn a trip to the AIAW Region III Tournament.

Miami entered the State Championships seeded fourth and easily dispatched fifth-seeded South Florida, 69-47, in the opening round. Miami's semifinal opponent was top-seed Florida State, whom UM had never beaten in 11 previous tries. The Hurricanes went on to beat the Seminoles, 79-70, and advance to the finals where they would take on Florida for the championship.

In the finals, Wilson poured in 18 points and Harmony added 16 as the Hurricanes went on to win the State Championship defeating the Gators, 65-59.

Following the State Championships, Miami would travel to Hattiesburg, MS to play Southern Mississippi in their first appearance at the AIAW Region III Tournament. Despite 21 points from Harmony, the Hurricanes fell, 80-75, to USM ending Miami's record breaking season.

The start of the 1981-82 season marked another first for the basketball program as it had a full complement of 12 scholarships. With the added scholarships, the Hurricanes continued their tremendous success under Dunn recording a 19-10 record and earning its second-consecutive berth to the AIAW Region III Championships.

Despite losing to Florida State, 84-80, in the semifinals of the Florida AIAW State Championships, the Hurricanes are invited to the AIAW Region III

Women's Basketball History - 1972-2004

32 Seasons of Hurricane Hoops



Sylvia Wilson, 1979-82, remains the only women's basketball player in Miami history to record over 1,000 career points and 1,000 career rebounds.

Tournament for the second-consecutive season. Once again UM's season ends in the first round with a 81-66 loss to national power Delta State. Wilson scored 22 points and grabbed 14 rebounds in her final game, finishing her career as Miami's then-all-time leader in points (1,713) and rebounds (1,115). Wilson still remains the only UM women's basketball player ever to surpass both 1,000 points and 1,000 rebounds for her career.

Dedicated in September 1982, the \$139 million dollar James L. Knight Center/Miami Convention Center became the second home of Miami basketball playing host to the Women's Court Classic.

The 1982-83 season was a wild ride for the Hurricanes who finished 14-13, which included five straight losses to end the season and despite outstanding performances by Harmony and Donna Mapp.

On December 2, 1982, Harmony recorded a school-record 14 assists in a 89-73 loss to Florida International. The record still stands going into the 1998-99 season. Mapp also set a school-record during the 1982-83 season pulling down 24 rebounds as Miami defeated Stetson, 83-61, on February 5, 1983. Mapp's record would be broken the following season.

Miami returned to its winning form in 1983-84 recording a 19-12 record. The season was full of milestones as Harmony became the third UM women's basketball player to score 1,000 career points with a 13-point effort against Florida on December 11, 1983 and Dunn won her 100th game at Miami, 63-58, over Rutgers on February 4, 1984.

The season began with a 76-56 win over Florida Memorial. The game was a coming out of sorts for junior college transfer Cordelia Fulmore who scored a team-high 26 points and grabbed 10 rebounds to lead Miami to the victory in her first game as a Hurricane.

Later in the season, Fulmore recorded 23 points and a school-record 25 rebounds as Miami lost 88-79 to Georgia State at the Alaska Northern Lights Invitational in Anchorage, AK. It was the second 20-point, 20-rebound game of the season for Fulmore who remains the only UM women's basketball player to record 20 points and 20 rebounds in a single game twice.

Dunn recorded her second 20-win season in 1984-85 as Miami finished 21-7. Following a slow start, Miami would string together 12 straight wins which included victories over Florida State, Michigan State, Purdue, St. Joseph's and Missouri. Miami would go on to lose four of its next seven games before ending the season winning its final five games.

Fulmore became the fourth women's basketball player to score 1,000 career points on February 9, 1985 when she scored 25 points to lead Miami to a 75-62 victory over Texas A&M.

Miami concluded the season with its fifth consecutive victory, a 81-73 win over Florida International. Maria Rivera scored a team-high 22 points to lead the Hurricanes and set a freshman scoring record with 523 points.

Disappointingly the Hurricanes were passed over for postseason, despite winning 21 games, by both the NCAA and NWIT.

The 1985-86 season saw the resurrection of men's basketball at Miami and the completion of the Knight Sports Complex on the Coral Gables campus. Dedicated on November 12, 1985, the new building was made possible through a gift from the James L. Knight Charitable Trust. The facility was built to house the offices for the men's basketball staff, while also serving as a home court for most of the Hurricane women's basketball games.

Dunn's school-record string of six consecutive winning seasons came to an end in 1985-86 as young and inexperienced Hurricane squad struggled through one of the most difficult schedules in Miami history en route to a dismal 9-18 season.

The following season, Dunn put together another grueling schedule in 1985-86 that consisted of eight teams that finished in the previous season's Top-20.

The Hurricanes dropped 10 games to likes of national powers Illinois, Mississippi, Louisiana State, Old Dominion, Florida, Louisiana Tech, Auburn, Kentucky, Iowa (twice) and #1-ranked Texas.

Despite the difficult season, All-America candidate Rivera continued to shine by averaging 21.4 points per game and surpassed the 1,000-point plateau in only her second season when she scored 30 points in a 82-59 win over South Florida on February 15, 1986.

For the second-consecutive season Miami struggled, losing six of its first eight games and finished the season at 15-15. Once again, Rivera dominated by averaging 20.9 points per game.

On March 7, 1987, Rivera scored 26 points in a 76-72 win over Tulane and became UM's all-time leading scorer (1,716 points), surpassing former teammate Cordelia Fulmore (1,713 points).

Two days later on March 9, 1987, Dunn would coach in her final game at Miami as the Hurricanes defeated Florida Atlantic, 59-43. Dunn left Miami to take over the head coaching duties at Purdue, finishing her tenure with a 149-119 record.

Women's Basketball History - 1972-2004

32 Seasons of Hurricane Hoops

At a Crossroads

With Dunn's departure, assistant coach Ken Patrick took over as interim head coach.

The Hurricanes went 14-13 that season, once again taking on some of the best teams in the nation. Miami opened the season on a roll winning five of its first six games. The Hurricanes then stumbled losing its next five games to national powers Virginia, Auburn, Illinois, Notre Dame and Old Dominion. Miami then regrouped taking seven of its last nine games including an upset 75-69 win at perennial power North Carolina.

The season was highlighted by Rivera, who on January 27, 1988, became the first women's basketball player in Miami history to surpass 2,000 career points. One month later she would set the UM standard for points in a game when she poured in 41 points in a 103-87 victory over Central Florida. In that contest she broke Rick Barry's school-record of 2,298 points.

Rivera ended her stellar career at UM with a team-high 20 points as the Hurricanes defeated South Florida, 76-60. She would leave UM as its all-time leading scorer (2,358 points) as well as the school's all-time leader in steals (382).

The Labati Era Begins

Ferne Labati was appointed the University of Miami's head women's basketball coach on March 30, 1988.

In previous 10 seasons at Miami Labati has done that and then some, guiding the Hurricanes to five 20-win seasons, one 30-win season, four NCAA Tournament berths, one National Women's Invitational Tournament, two BIG EAST regular season titles, one BIG EAST division title and two BIG EAST tournament championships.

In June of 1988 the \$52 million dollar, 15,862 seat, Miami Arena opened its doors and has played host to a total of eight UM women's basketball games. Miami defeated Florida, 75-67, in its inaugural game in the Arena and has gone on to post a perfect 8-0 record at that venue.

In her first season as head coach, Labati led the Hurricanes to a 21-8 record in 1988-89, only the third 20-win season in UM history, and its first trip to the NCAA Tournament.

Labati opened her UM career on November 25, 1988 with a 90-71 win over S.W. Missouri State. The game was also the first for Frances Savage, a proposition 48 casualty in 1987-88, who scored a game-high 32 points and pulled down nine rebounds in the win. Savage would go on to score a total of 649 points that season, the most by any women's basketball player in their first season.


The team's success in 1988-89 brought them an NCAA bid for the first time in school history. Miami traveled to Stillwater, OK to take on Oklahoma State. The Hurricanes would get 21 points apiece from Savage and Elaine Harlow, but it wouldn't be enough to overcome a 34-point effort from OSU's Clinette Jordan as the Cowboys defeated Miami, 93-69.

The Hurricanes returned the next season and finished 25-6, setting a school record for wins in a season. The 20-win season was the second consecutive for Miami under Labati and marked the first time in the school history that a women's basketball team recorded back-to-back 20-win campaigns.

Miami was led by Savage, who set some records of her own in 1989-90. Savage averaged 23.6 points per game and set a new standard for points in a season with 733. On January 13, 1990, Miami defeated Stetson, 88-69, as Savage scored a season-high 37 points and become the seventh women's basketball player in Miami history to score 1,000 career points. She accomplished the feat in only 45 games becoming the quickest women to 1,000 points in UM history.

Despite the outstanding season Miami was not granted a bid to the NCAA Championships. Instead, the Hurricanes were offered a bid to the National Women's Invitational Tournament in Amarillo, TX.

On March 22, 1990, Miami won its first postseason game ever with an 85-83 win over Illinois State. Harlow led Miami with 27 points while Savage added 26 points and 11 rebounds.



Frances Savage led Miami to NCAA Tournament Sweet 16 in 1992.

The next day against Kentucky, Savage poured in 24 points and grabbed 12 rebounds but it wasn't enough to overcome the Wildcats balanced attack in a 80-68 Kentucky victory. Miami's season ended on March 24, 1990 with a 82-80 heartbreak loss to UNC-Charlotte.

Prior to joining the BIG EAST, Miami played for one year in the New South Women's Athletic Conference in 1990-91. The Hurricanes played that season without the services of its All-American Frances Savage who went down with a torn lateral meniscus in her left knee during the second game of the season.

The Hurricanes went on to record their third consecutive 20-win season finishing with a 20-10 record including a 9-3 record in NSWAC play. The Hurricanes would also go on to win the conference tournament that season.

Usher in the BIG EAST and the "Dream Season"

Miami officially accepted a bid to become the 10th member of the BIG EAST Conference, beginning with the 1991-92 season, on October 10, 1990.

Also called the "Dream Season", UM's first season in the BIG EAST turned out to be the greatest in school history. The season started and ended with a loss, but in between the Hurricanes put together 30-straight wins, won the BIG EAST regular season title, going undefeated (18-0) in conference play, won The BIG EAST tournament championship, advanced to the Sweet 16 of the NCAA Tournament and finished with a top-10 national ranking.

UM's season-opening 71-69 overtime loss to FSU on November 23, 1991 would mark the Hurricanes last loss prior to the start of the 30-game win streak, 124 total days.

The first of the 30 wins occurs against state-rival Florida, with a 95-75 win in the home opener at the Knight Sports Complex on December 1, 1991. Savage scores 31 points in her first start of the season. The game was dedicated to an ailing Walt Kichiefski, former UM football coach and renowned "Gator-Hater". "Coach K" was to be the honorary coach for this game but was too ill to attend.

The season would be dedicated to "Coach K" following his passing later in the season.

In such a tremendous season, a major event took place in Coral Gables as current UM head coach Ferne Labati overcame a second-half deficit to defeat former UM coach Lin Dunn and her Purdue Boilermakers, 65-63, on December 19, 1991. It was also the first win ever for the UM program over a top-10 ranked team.

Four days later, Miami enters the Associated Press poll tied for 25th with Long Beach State and SW Missouri State. It is UM's first appearance in the AP poll since January, 1985. The Hurricanes would later debut in the USA Today poll in early January.

The 'Canes also started conference play on a high-note with a 78-59 defeat of Boston College on January 3, 1992, the first of 21 BIG EAST wins for UM that season.

After learning of its move to a school-record No. 19 in the national polls, Miami wins at Providence, 87-83 and sets a school-record with its 13th straight victory.

Women's Basketball History - 1972-2004

32 Seasons of Hurricane Hoops

February would bring even more success for the Hurricanes as they broke into the nation's Top 10 on February 3, 1992 at No. 9 in both polls.

The inaugural BIG EAST season reached a pinnacle on February 21, 1992 as UM clinches the BIG EAST title with a 75-59 win over Connecticut in front of 6,039 in Storrs, CT.

On February 23, 1992, Savage would score her 2,000th-point in a 79-66 victory over Syracuse in just her 87th career game.

Five seniors - Merren Armour, Vicki Bowers, Sherri Eyer, Jeannie Hebert and Frances Savage - take a final bow on March 1, 1992 after a smoke-filled entrance in front of a record crowd of 1,617 at the Knight Sports Complex as the Hurricanes closed out the regular season undefeated in the BIG EAST, the first undefeated season in BIG EAST history, with an 84-67 win against Villanova.

UM moves up to No. 7 in the national polls the very next day, while Savage is named one of five finalists for the women's College Player of the Year. That same week Savage would earn BIG EAST Player of the Year, while Labati was named Coach of the Year. Savage and Plowden are also named to the All-BIG EAST First Team.

On March 9, 1992, UM defeats Connecticut, 56-47, in front of 5,047 at Gampel Pavilion to win the BIG EAST title. Savage was named Tournament MVP while Plowden and Hebert were selected to the All-Tournament team.

Sixth-ranked Miami earns the second-seed and a first-round bye in the East Regional when the NCAA announces the pairings for the 48-team women's tournament on March 15, 1992.

Two days later Sports Illustrated announces Frances Savage as its Women's Basketball Player of the Year.

Hebert and Savage both score over 20 points as UM defeated North Carolina 86-72 and advance to the Sweet Sixteen in Charlottesville, VA on March 21, 1992. The second-round game was a reported sell-out in the first three hours of ticket sales.

The "Dream Season" would come to an end as third-seeded Vanderbilt hands UM a 77-67 loss.

Although the team suffered a defeat to end the season, the 30-2 year would end on a high note as Savage was named to the prestigious Kodak All-America team.

Miami Wins Back-to-Back Titles

Even with the graduation of Savage and career assist leader Hebert, the Hurricanes continued their winning ways in 1992-93 finishing 24-7 and taking their second-consecutive BIG EAST regular season and tournament titles. The 20-win season was Miami's fifth consecutive under Labati and set a school record for consecutive 20-win seasons.

The Hurricanes' opening game of 1992-93 was one for the record books as Miami won its 300th game in the program's history with a 94-37 thrashing of Florida Atlantic on December 6, 1992. Three days later on December 9, Plowden became the ninth women's basketball player in UM history to score 1,000 career points as Miami rolled to a 80-63 win over Appalachian State.

Miami ended the regular season with a 77-65 win over Pittsburgh to clinch a share of its second consecutive regular season title with Georgetown. The BIG EAST Tournament was all Miami as the Hurricanes swept to the championship beating all three of their opponents by an average of over 20 points per game.

In the tournament final against Providence, Miami received a team-high 24 points from freshman point guard Holly Rilinger, and 19 points and 17 rebounds from Plowden as the Hurricanes knocked off the Lady Friars, 77-56, in Providence. Plowden was named the Tournament's Most Outstanding Performer while Rilinger and Carla Harris were named to the All-Tournament team.

The tournament championship guaranteed the Hurricanes a return trip to the NCAA Tournament and Miami hosted St. Peter's on March 17, 1993 in the opening round of the East Regional. Della Wilson led Miami with 21 points as the Hurricanes advanced to the second-round with a 61-44 win.

Miami's season would end three days later in Bowling Green, KY as Western Kentucky caught fire in the second-half hitting 62% of their shots to pull away and knock off the Hurricanes, 78-63.

The summer of 1993 was a joyous one for Labati, who was awarded on June 21, 1993, the first multi-year contract given to a coach of a women's sport in UM history.



Head Coach Ferne Labati celebrates with senior Jeannie Hebert following Miami's BIG EAST tournament Championship

"This new contract is in recognition of Ferne's tremendous accomplishments as the coach and leader of our women's basketball program for the last five years," Athletic Director Paul Dee said in the announcement. "The success achieved by her teams both on and off the court contributed greatly to the university's decision."

Injuries, Natural Disasters - the Hurricanes are Back on Track

Following two injury plagued seasons and one Hurricane Andrew, the Hurricanes earn a share of the 1995-96 BIG EAST title. The trophy means more as UM had recorded 10-17 and 11-16 overall records from 1993-1995.

The 1995-96 season saw the addition of Notre Dame, Rutgers and West Virginia as full-time conference members which began the start of divisional play. The BIG EAST was separated into two divisions, the

BE 6 and BE 7.

UM began the 1995-96 season healthy for the first time in three seasons and difference showed as Miami opened the season winning five of its first seven games. The Hurricanes slumped following the holiday break but caught fire at the end of the year winning seven of its last 11 regular season games, including a 67-60 win over Seton Hall in the season finale, en route to a share of the BIG EAST 7 Division title.

The season was highlighted by Ferne Labati's 150th win at UM. The victory came on January 25, 1996 as Jennifer Jordan, 26 points, led four Hurricanes in double figures in a 77-58 win over West Virginia. The 150th victory for Labati moved her into first-place on UM's career-wins list ahead of the legendary Lin Dunn.

Miami embarked on the 1996-97 season with high expectations as four starters returned from a team that won seven of its final 11 regular-season games the year before on its way to a share of the BIG EAST 7 division title.



Vicki Plowden was named MVP of the 1993 BIG EAST Championships after leading Miami to its 2nd consecutive title.

Even before the season began, the Hurricanes would go from one of the most experienced teams in the BIG EAST to one of the youngest as starters Jordan and Cassandra Wimes were lost prior to the season's first game.

On top of the early setbacks, Miami would have to play one of the toughest schedules in team history. The 1996-97 season saw seven UM opponents finish among the final USA Today/CNN Top-25 coaches poll, including #2 Old Dominion, #4 Notre Dame, #5 Connecticut, #6 Florida and #8 Alabama.

Miami struggled early but rallied to win seven of its final 10 games, advance to the semifinals of the BIG EAST tournament and finish with a respectable 15-14 overall record.

Women's Basketball History - 1972-2004

32 Seasons of Hurricane Hoops

Several Hurricanes reached milestones that season as Desma Thomas broke the school record for career three-point baskets against Oral Roberts on December 19, 1997. Thomas would later become the 10th women's basketball player in UM history to eclipse 1,000 career points. A week later, Octavia Blue would join her on that list as UM's 11th 1,000-point scorer.

The season's biggest milestone was reached on February 2, 1997 when Miami defeated Villanova 70-56 giving Ferne Labati her 300th career victory.

The 1996-97 season saw the emergence of two more players as Gina Graziani led the BIG EAST in assists, while Kym Hope would earn the conference's Most Improved Player award.

Graziani shattered both the Miami (198) and BIG EAST (143) freshman records for assists in a season. She would become the first freshman in BIG EAST history to lead the league in assists as well as finish the season ranked sixth nationally in this category.



Miami's defense was the key to the Hurricanes' back-to-back winning seasons.

Hope stepped in for the redshirted Jordan at center and quickly became the team's most consistent performer. She averaged 12.8 points as well as a team-best 8.1 rebounds per contest on the way to the BIG EAST Most Improved Player honor.

The women's basketball program received another honor when on April 10, 1997, Associate Head Coach Robin Harmony became the first women's basketball player in UM history to be inducted into the University of Miami Sports Hall of Fame.

UM Returns to NCAA's

The 1997-98 season returned four starters in All-BIG EAST Preseason First Team selections Octavia Blue and Kym Hope, plus the return of Cassandra Wimes and BIG EAST assists leader Gina Graziani. The depth was especially balanced as Shannon Drury, Beth Barnhart and MeChelle Murray all recorded starts throughout the season.

The 1997-98 season saw the Hurricanes finish with a 19-10 overall record and an impressive 13-5 mark in BIG EAST competition, both five-year highs. In addition, UM returned to post-season play at the 1998 NCAA Division I Women's Basketball Tournament and were one of three teams in the 13-team conference to receive a first round bye at the 1998 BIG EAST Women's Basketball Tournament.

On the local scene, the Hurricanes performance at the Knight Sports Complex became one of the more exciting events that the athletic program had to offer as Miami posted a five-year high 12-1 home record, including a 10-game win streak going into the 1998-99 season.

Blue was selected in the second round, 15th overall, by the Los Angeles Sparks, while earning BIG EAST First Team honors along with Hope. Hope led the league in rebounding and double-doubles. Blue placed second in scoring followed by Hope, while Graziani once again led the league in assists.

Graziani would finish No. 5 in the nation as she became just the second player ever at UM to record over 200 assists in one season with 210.

The first half of the season began auspiciously as the 'Canes marched out to a 9-7 record by midseason.

Miami's amazing turnaround began on January 17, 1998 as UM defeated St. John's 72-60 at the Knight Sports Complex for its fifth straight home win. That win would ignite a second half surge by Labati's squad as they went 9-2 heading into the BIG EAST Tournament.

In perhaps the Hurricanes biggest win of the season, Blue made the first of two free throw attempts with no time left on the clock to lift UM to a 77-76 over Notre Dame, a participant in the 1997 Final Four, on February 3, 1998. Blue

grabbed a rebound as time was expiring and was fouled as she went back up for the put-back.

February was also highlighted by the team's impressive 6-1 record and a 90-69 road win over West Virginia to end the regular season at 18-8.

After finishing with a 13-5 BIG EAST record, the team's best conference mark since the 1992-93 season, the Hurricanes were seeded No. 3 in the post-season tournament.

The host-school, Rutgers, finished with a 14-4 conference mark to earn the Big East 7 division title and No. 2 behind top-seeded Connecticut. After receiving a first-round bye that goes along with finishing among the top three in the conference, Miami faced Georgetown in the quarterfinals.

Graziani paced the 'Canes with a team-high 19, while Blue added 18 in UM's 81-66 win over Georgetown. Hope notched her 14th double-double of the season with 14 points and 11 rebounds against the Hoyas.

Against Rutgers in the semifinals, Hope led all scoring and rebounding with 23 points and 12 boards for her league-high 15th double-double of the season. Despite Hope's efforts and 15 points by Blue, the Hurricanes fell to the home team 81-62. Following the tournament Hope was named to the BIG EAST All-Tournament team.

After a four-year absence, the Hurricanes returned to NCAA post-season play for the first time since the 1992-93 season. The 11th seeded Hurricanes played 6th seeded and 14th ranked Clemson in the Midwest Regional at Ruston, LA on March 14, 1998.

The Tigers, who were ahead by just two points after the first half, pulled away in the second for a 60-49 win over Miami. Drury had one of her best outings of the season, as she led the 'Canes with 13 points, including three 3-pointers. The Hurricanes were just one of 20 schools whose men's and women's teams were invited to NCAA post-season tournament play.

Postseason Play Continues

The 1998-99 season returned two starters in All-BIG EAST Preseason First Team selection Kym Hope, BIG EAST assists leader Gina Graziani. Add that to the return of seniors Jennifer Jordan, Beth Barnhart and Cassandra Wimes and the season was filled with expectation. The Hurricanes finished the 1998-99 season with an overall mark of 15-14 and a conference record of 9-9. UM finished the conference race in a tie for sixth place, advancing to the BIG EAST tournament quarterfinals. UM was then awarded an invitation to play Rice in the Women's NIT.

On the homefront, women's hoops continued to draw a loyal crowd, posting a 10-4 record at the Knights Sports Complex.

Seniors, Hope, Jordan, Barnhart and Wimes spent their final season donning the Hurricane uniform and left their mark in the record books. Hope, Jordan and Wimes became the 12th, 13th and 14th players, respectively to surpass the 1,000 point plateau. Hope was named to the All-BIG EAST first team while classmate Jordan earned third-team honors. Graziani ranked third in the conference with 153 assists in 24 appearances.



Before she led the team in scoring as a senior, Octavia Blue was a member of Team USA at the 1995 US Olympic Festival.

The first contest of the 1998-99 season was at then No. 25 Florida International. A two-point Hurricane win (67-65) was sealed with two Hope foul shots with 56 seconds remaining on the game clock. The win was not only the first of the season, but also marked UM's second consecutive win at FIU's Golden Panther Arena and snapped FIU's 16-game home winning streak. UM continued on the road and suffered losses at Tulane and

Women's Basketball History - 1972-2004

32 Seasons of Hurricane Hoops



The Hurricanes receive their 1995-96 BIG EAST Championship trophy after finishing in a three-way tie for first place in the BIG EAST 7 division. The 'Canes were honored at halftime during a nationally televised football game at the Orange Bowl in 1996.

Florida before rebounding vs. Coppin State at home. The 'Canes pulled out a 97-68 romp by six double-digit scorers; Hope (21), Jordan (20), Shannon Drury (14), Wimes (11), freshman Kathryn Fowler (11) and Graziani (10). Graziani managed the double-double with 12 assists.

The win over Coppin State began a six-game homestand as well as a six-game winning streak. UM racked up wins over previously unbeaten Boston College as well as Syracuse, Hampton, Florida Atlantic and Oklahoma. Unfortunately, the Hurricanes fell victim to BIG EAST foe St. John's, 76-74, in overtime. A win over Pittsburgh (75-60) was sandwiched with a loss to then No. 13 Rutgers (68-54) only three days later. The 'Canes returned home and fell victim to Western Kentucky (75-61). It seemed bad luck was following UM as it then fell to Pittsburgh, 63-61, after defeating the Panthers just five days earlier. The Hurricanes responded with two wins. The first came over Providence (85-63) with Jordan recording a career-high 31 points while the second came vs. then No. 21 Boston College (66-53). Jordan and Hope led the scoring assault with 26 and 24 points apiece. Jordan was honored as BIG EAST Player of the Week for her performance against both teams.

The celebration didn't last long as the women then lost five of six league contests in the next three weeks. The only bright spot was a 98-73 win over West Virginia. Hope managed a double-double of 33 points and 10 rebounds. The win marked head coach Ferne Labati's 200th win at the University of Miami and the 98 points scored by the Hurricanes also marked a program-high for points in BIG EAST action. UM went .500 for the remainder of the season winning three of six games. The three wins were consecutive and came over Georgetown (81-62), Seton Hall (66-52) and St. John's (83-51). The wins over the Hoyas and SJU avenged earlier losses in the season to both teams.

The BIG EAST tournament was slated to begin on February 27 and matched up No. 7 seed Miami with No. 10 seed West Virginia. Hope's double-double of 29 points and 14 rebounds led the Hurricanes along with the similar feat by Graziani who finished with 10 points and 11 assists. Wimes hit for 20 points and with that effort surpassed 1,000 career points.

The quarterfinal round pitted then No. 7 Rutgers vs. the Miami Hurricanes. Rutgers defense, rated No. 2 nationally, proved too much for the Hurricanes as the Scarlet Knights ran away with a 79-53 win. The 'Canes were led by Hope and Graziani who scored 11 points apiece.

A trip to Houston, Texas was in the cards for the Hurricanes as well as a match-up with Rice in the first round of the Women's National Invitational Tournament. UM held a 1-0 advantage against the Owls winning the only prior contest between the two schools. That win came during the 1982-83 season. The Owls were able to even the score, defeating UM 65-58, despite a 22-point effort from Hope and 19 points from Wimes. The game marked UM's sixth postseason appearance and second straight after receiving the at-large bid in 1997-98.

The Rebuilding Begins

The 1999-2000 season marked a rebuilding period for the Hurricanes and head coach Ferne Labati. Miami suffered the loss of four starters from the 1998-99 NCAA tournament team, returning lone starter Gina Graziani for her senior campaign.

The young Hurricane team finished with an overall mark of 14-15 and a conference record of 9-7. UM finished the conference race in a tie for sixth place. Miami was the No. six seed in the BIG EAST tournament by virtue of a tie with Pittsburgh and the result of their head-to-head competition. In the first round UM defeated Seton Hall before falling to Notre Dame in the quarterfinals.

On the homefront, women's hoops continued to draw a loyal crowd, posting a 9-7 record at Knight Sports Complex. UM was 4-6 on the road.

Graziani left her mark in the UM and BIG EAST record books. She led the team in assists the entire her entire four-year career. She now ranks first on UM's individual career list with 743 assists in her career. She is also the all-time BIG EAST assist leader with 474 assists. Sheila James also made a move into the UM record books with 57 three-pointer in her career.

Miami opened the 1999-2000 season with a five-game homestand. The Hurricanes won three out of the five games with wins over Furman, Eastern Kentucky and Florida International. The two losses came at the hands of Florida and NCAA tournament team Tulane.

UM was .500 for the next nine games, beginning with a win on the road over Florida Atlantic, then a loss to North Carolina State. Things continued on the win-loss path, the Hurricanes tallied wins over Brown, Temple, St. John's and Seton Hall, while suffering losses to Southern Methodist, Rutgers, and West Kentucky.

Miami's young talent was tested, as the Hurricanes fell into a five-game losing skid beginning with a two-point BIG EAST home loss to Georgetown. Losses to

Notre Dame, Villanova, Connecticut and Boston College followed.

The losing streak was snapped in Hurricanes style with a 20-point blowout on the road over West Virginia. UM suffered a loss to Connecticut on the road, before winning games against Providence and West Virginia. The two game win-streak was snapped by back-to-back losses to Georgetown and Notre Dame.

Miami finished up the season with conference wins over Syracuse and Pittsburgh.



The senior class of 1998-99; (l-r) Beth Barnhart, Kym Hope, Cassandra Wimes and Jennifer Jordan.


The BIG EAST tournament was slated to begin on March 4

and matched up No. 6 seed Miami with No. 10 seed Seton Hall. Dalia Clarke's double-double with 14 points and 11 rebounds led the Hurricanes to a 69-42 win over Seton Hall. The Pirates shot just 17 percent in the first half and 24 percent for the game. Miami's 27-point winning margin was the second largest in conference history for a first-round game. UM led 31-19 at halftime in the victory.

The quarterfinal round pitted the No. 2 seed Notre Dame versus Miami. The Fighting Irish had handed UM losses in both previous meetings by a margin of 15 or more points in the regular season. Notre Dame proved too much for the Hurricanes winning again by a 15-point margin, with a 67-52 final score. The Fighting Irish donned a seven-point lead at halftime, but opened up the second half with a 7-2 run in the winning effort. Dalia Clarke led the Hurricanes with 16 points and nine boards. Clarke averaged 15 points and 10 rebounds in tournament action for UM.

Women's Basketball History - 1972-2004

32 Seasons of Hurricane Hoops



Gina Graziani was an integral part of the 1999-2000 Hurricanes season. She led Miami and the BIG EAST in assists with 743 in her career and 474 in her BIG EAST career.

Since joining the league in 1991-92, the Hurricanes are 11-7 in tournament games.

The Rebuilding Continues

The 2000-01 season marked a rebuilding period for the Hurricanes and head coach Ferne Labati. The season was one of ups and downs for Miami, but finished with on a positive note for the following season.

The young Hurricane team finished with an overall mark of 13-15 and a conference record of 6-10. UM finished the conference race in a tie for eighth place.

On the homefront, women's hoops continued to draw a loyal crowd, posting an 11-6 record at Knight Sports Complex. UM was 2-8 on the road.

Miami opened the 2000-01 season in explosive fashion as five players scored in double digits en route to an 87-50 victory over Florida Atlantic in the season opener in Knight Sports Complex.

UM shot 44.2 percent from the field in the first half to build a 45-20 halftime lead and cruised from there.

Freshman Chanivia Broussard scored a game-high 18 points to lead the Miami to a 71-51 win over visiting St. Bonaventure putting the Hurricanes back on the winning path.

Miami opened BIG EAST play with defending National Champion Connecticut on Dec. 5. The Huskies overwhelmed Miami with their full-court pressure defense and fast-break offense in a 77-53 win.

UM lost back-to-back games as they fell at FIU 78-48 to the Golden Panthers. Once again Broussard would put Miami back on the winning path as she scored 14 points to lead the team to a 73-51 victory over visiting South Florida.

Sophomore Alicia Hartlaub scored 17 points en route to a 74-59 victory over visiting Kentucky.

The win marked the first win in school history over UK, and the first win over a Southeastern Conference school since the 1991-92 season.

The team took an unexpected fall to Fairfield University (67-55) at home. Miami fell to 4-4 overall at this point in the season but things would quickly change as the team earned a spot in the title game of the Gatorade Holiday Classic with a 70-61 victory over New Hampshire.

Dalia Clarke was named Most Valuable Player of the Gatorade Holiday Classic after leading Miami to a 64-51 victory over Western Michigan to claim the championship title.

Miami had not won the tournament since the 1997-98 season. James scored a career-high 28 points leading the Hurricanes to an 83-48 victory over visiting Radford.

Miami (7-4) extended its win streak to three in a row, the longest of the season. Its back to BIG EAST play for Miami as they fell on road at Virginia Tech 64-51. UM is now 7-5 overall and winless in conference play at 0-2.

Miami earns its first BIG EAST win at Boston College 65-59. Dalia Clarke scored a career-high of 24 points and 13 rebounds in the win. Clarke would lead Miami to its next conference win, a 67-51 victory over St. John's.

She scored 20 points and tallied 11 rebounds. The Hurricanes were on the right track at 9-5 overall and 2-2 in conference. Up next for UM was Providence at home, Miami led PC 7-1 all-time in Knight Sports Complex.

The Friars came out strong and upset the Hurricanes 77-60. The loss would be the start of a five game losing spiral, falling in overtime to Western Kentucky (82-75) and at UConn for the second time this season (81-45).

UM then fell by two points in the final seconds of the game to nationally ranked Rutgers 39-37.

They would round out the losing streak in another disappointing loss to Pittsburgh in the final minute of the contest (84-74) after leading the entire game.

Now 9-10 overall and 2-6 in the BIG EAST, the Hurricanes rely on the talent of Clarke as she scored 16 points and grabbed 13 rebounds to lift Miami past Georgetown 52-46.

James earned her first double-double of the season with 17 points and a career-high 10 assists to lead the team to an 84-68 victory over visiting West Virginia.

James committed her second double-double of the season, scoring 18 points and grabbing a career-high 11 rebounds in 40 minutes of action as Miami fell to Seton Hall 69-61.

After the minor setback at Seton Hall the Hurricanes put themselves right back into it with back-to-back wins over St. John's (80-43) and Pittsburgh (96-69).

Miami closed out the regular season with three losses, falling 81-43 at No. 2-ranked Notre Dame, before losing back-to-back one point games.

UM fell at Syracuse 62-61 and to Villanova at home 60-59.

The 10th seeded Hurricanes faced the 7th seeded Boston College Eagles in the first round of the BIG EAST tournament in Storrs, Conn.

Miami fell 62-49 to BC to end its season.

Broussard who was named to the BIG EAST All-Rookie team led Miami with 20 points and nine rebounds.



Meghan Saake becomes the first Miami player ever to be named BIG EAST Defensive Player of the Year in 2001-02.

Miami Resumes Postseason Play

The 2001-02 season the Hurricanes went 19-12 and made its first appearance in the Women's National Invitational Tournament since the 1998-99 season.

Miami finished fifth in the BIG EAST with a record of 10-6. Meghan Saake became the first player ever to earn BIG EAST Defensive Player of the Year. Chanivia Broussard was named to the BIG EAST Second Team.

The 2001-02 Season

Miami opened the season on a three-game winning streak; posting wins over Iona (71-52), Northwestern (86-69) and IUPUI (72-58).

The Hurricanes lost their next two games on the road, falling to South Florida (76-68) and Kentucky (60-57).

UM opened BIG EAST play with a win over West Virginia (69-53). The Hurricanes played No. 17 Texas in the Fab Four Orange Bowl Classic. Miami beat Texas (57-55) and tallied its first win over a ranked opponent since its win over No. 21 Boston College during the 1998-99 season.

Miami continued on the winning path posting wins over Florida Atlantic (92-77), Lehigh (76-49) and Yale (75-46). Miami won the Gatorade Holiday Classic for the second season in a row beating Yale in the Championship game.

The Hurricanes had their five-game winning streak snapped by visiting Minnesota (80-65). Miami resumed BIG EAST play hosting defending national champion, Notre Dame. The Hurricanes fell to the Fighting Irish by four points, 69-65.

Miami went on to beat Rutgers (65-55) on the road for the first time since 1996-97.

The Hurricanes lost the next two games, falling to West Virginia (57-52) and No. 1 Connecticut (96-50) on the road.

UM won its next four conference games, posting wins over Syracuse (75-71-OT), Seton Hall (56-54), St. John's (68-51) and Rutgers (65-55).

Women's Basketball History - 1972-2004

32 Seasons of Hurricane Hoops



Miami held its inaugural game in the Convocation Center against No. 24 Boston College on Jan. 15, 2003. The Hurricanes invited former players and coaches to attend the historical game.



The 2001-02 Hurricanes advance to the Second Round of the BIG EAST Tournament and participate in the WNIT.



Freshman Tamara James stormed onto the BIG EAST scene, becoming the first freshman ever to lead the league in scoring with 21.0 points per game.

The next seven games would be a roller coaster ride for the Hurricanes. Miami lost to Villanova (80-52) before beating Pittsburgh (77-61).

The Hurricanes then fell on the road to No. 23 Virginia Tech (72-60), before beating Georgetown (64-56).

Miami took a break in conference action with cross-town rival Florida International. The Hurricanes fell to the Golden Panthers (71-65).

The Hurricanes hosted No. 24 Virginia Tech in its second matchup of the season. Miami went on to defeat its second ranked opponent, knocking off the Hokies (55-53).

UM went back on the road and fell to Providence (69-64). Miami returned home and closed out the regular season with a win over No. 18 Boston College (60-57).

With a fifth place finish in the BIG EAST Miami faced Georgetown in the first round of the tournament. Miami beat the Hoyas 69-52, before facing the No. 4 seed Villanova.

The Hurricanes lost to the Wildcats 68-49.

Miami was invited to participate in the Women's National Invitational Tournament. Miami beat Georgia Tech 73-64 in the first round.

The Hurricanes closed out the season with an 83-76 loss to second-round opponent Houston.

Miami returns to the NCAA Tournament in 2002-03

The 2002-03 season marked one of great success and excitement for the Hurricanes. Miami finished the season 18-13 and made its first appearance in the NCAA Tournament since the 1997-98 season. Miami received an at-large bid into the NCAA's marking the first time in league history the BIG EAST sent seven teams to the 'Big Dance'.

The Hurricanes also moved into a new home playing in the Convocation Center on

January 15, 2003. The \$48 million, three-story, 200,000 square foot facility seats 7,000. It features a state of the art locker room, lounge area, training room and weight room.

Miami finished seventh in the BIG EAST with a record of 8-8. UM advanced to the semifinals of the BIG EAST Tournament for the first time since the 1996-97 season. UM fell to No. 14 Villanova (65-59) who went on to beat No. 1 Connecticut in the BIG EAST finals.

Head coach Ferne Labati won her 400th career victory with a win over St. John's on Feb. 8, 2003. Labati became the 39th Division I head coach to reach the 400-win mark.

Freshman Tamara James stormed onto the BIG EAST scene, becoming the first freshman ever to lead the league in scoring with 21.0 points per game. She earned All-BIG EAST second team, freshman team and tournament team honors.

She was the highest scoring freshman in the nation, ranked 10th nationally. She earned Associated Press, WBCA/Kodak All-America Honorable Mention honors and was named to the Freshman All-America team by Full Court Press.

James earned BIG EAST Rookie of the week five times-the five times marked the most times a Miami player has earned the weekly honor.

Miami led the nation in steals averaging 14.8 steals per game. Meghan Saake ranked third in the nation averaging 4.0 steals per game.

Miami also ranked 15th in the nation in assists (18.0), 19th in blocked shots (5.0) and 24th in scoring offense (74.9).

The Hurricanes recorded top wins on the road over No. 16 Notre Dame (80-70) and No. 18 Rutgers (77-74).

Miami says farewell to the BIG EAST

In her 16th season at the helm of the University of Miami women's basketball program, head coach Ferne Labati led the 2003-04 Hurricanes to one of the most successful seasons in UM history and was named the 2004 Russell Athletic/WBCA Region I Coach of the Year.

The Hurricanes opened the season with a school-record 12-game win streak before going to finish with an overall record of 22-7 on their way to their second consecutive appearance at the NCAA Tournament. The total number of wins marked only the eighth time in school history and the first time since the 1992-93 season a UM team had won 20 or more games.

In their BIG EAST farewell tour, the Hurricanes finished fourth in the conference with an 11-5 record. They earned a first round bye in the BIG EAST Tournament for the first time since the 1997-98 season before falling in the quarterfinals to eventual BIG EAST Tournament Champion, Boston College.

Miami earned an at-large bid to the 2004 NCAA Tournament and drew the West Regional No. 5 seed. The Hurricanes were knocked out in the first round, losing to 12th-seeded Maryland, 86-85.

Sophomore Tamara James continued to make her mark in the Miami record book in 2003-04, becoming the 17th player and the fourth sophomore in UM history to reach 1,000 career points with a 26 point outing against Syracuse on February 18.

James also became the first player since the 1998-99 season to earn All-BIG EAST First Team honors after averaging 16.6 points and 4.6 rebounds per game.

Senior Chanivia Broussard, who averaged 15.2 points and 6.2 rebounds per game, earned All-BIG EAST Third Team accolades while junior Yolanda McCormick was named to the All-BIG EAST honorable mention team.

Letterwinners

HOPE BUTLER 1984-88



SHAY JONES 1992-93, 94-96



JILL HENNE 1993-97



A

Anderson, Sandra 1978-79
 Armour, Merren 1988-92
Audibert, Amy 2003-present
 Arsova, Vera 2001-03
 Athanas, Marecion 1972-73

B

Baker, Debbie 1976-77
 Barnhart, Beth 1995-99
 Barnhart, Kathy 1974-75
 Bell, Marci 1975-77
 Bentoski, Pat 1979-80
 Bjork, Sharon 1975-76
 Blount, Gailyn 1972-75
 Blue, Octavia 1994-98
 Bodley, Martha 1998-02
 Bolton, Wendy 1972-73
 Bowers, Vicki 1988-92
 Bowie, Pat 1978-79
 Bowles, Joanie 1983-85
 Brant, Regina 1985-87
 Broussard, Chanivia 2000-03
 Bullock, Chountelle 1986-89
 Butler, Hope 1984-88

C

Caffey, Chandra 1976-78
 Castaneda, Jessie 1993-94
 Castineira, Barbara 1976-80
 Chiarelli, Ann 1972-73
 Clark, Dalia 1999-01
 Clayton, Nanci 1985-90
 Clement, Jeannine 1973-74
 Collinson, Carly 1996-97
 Colville, Julie 1985-86

D

DelPrincipe, Laura 1983-84
Dhahabu, Imani 2003-present
 Dourney, Sue 1972-73
 Drury, Shannon 1996-99

E

East, Sue 1973-75
 Edwards, Melissa 1985-89
 Erman, Lisa 1981-83
 Eyer, Sherri 1988-92

F

Farber, Sue 1975-76
 Farley, Margaret 1989-90
 Faulkner, Maureen 1993-96
 Feicht, Julie 1988-89
 Fistel, Naomi 1973-74
 Foote, Wendy 1974-78
 Fowler, Kathryn 1998-02

Fuentes, Ana 1978-79
 Fulmore, Cordelia 1983-85

G

Gering, Marjorie 1978-79
 Grafentin, Debbie 1977-79
 Graziani, Gina 1996-00

H

Haight, Sue 1973-75
 Hamilton, Sandra 1985-86
 Harlow, Elaine 1986-90
 Harmony, Robin 1980-84
 Hartlaub, Alicia 1999-2003
 Harris, Carla 1990-93
 Harris, Gwen 1980-84
 Hartman, Sue 1976-80
 Harvey, Loretta 1980-84
Hayek, Katie 2002-present
 Hebert, Jeannie 1988-92
 Henne, Jill 1993-97
 Hines, Saritta 1997-98
 Holland, Allison 1977-79
 Holmes, Jacquelyn 1972-74
 Hope, Kym 1995-99
 Hotchkiss, Mandy 1976-77
 Hunter, Dana 1979-83

I

Iacoboni, Tessa 1995-98

J

Jackson, Deborah 1979-80
 James, Sheila 1998-02
James, Tamara 2002-present
 Johnson, Christi 1989-90
 Jones, Debbie 1972-74
 Jones, Lisa 1988-90
 Jones, Shay 1992-93, 94-96
 Jordan, Jennifer 1994-96, 97-99

K

Knight, Melissa 2001-present
 Kunczt, Belinda 1989-91

L

Lavrinovich, Ann 1980-81
 Lewman, Lori 1983-85
 Lichtenwalner, Kristin 1981-85
 Lusinski, Kim 1975-77

Letterwinners

M

Maggs, Marguerite 1978-79
 Maik, Galia 1991-94
 Mapp, Donna 1981-83
Marincic, Tatjana 2002-present
 Marshall, Debbie 1980-85
 Martin, Tania 1985-87
 McCarthy, Carolyn 1981-83
McCormick, Yalonda 2001-present
 McCray, Johonna 1980-81, 82-83
 McCrystal, Margaret 1976-79
 McGarry, Ronnie 1990-94
 McGraw, Toni 1987-88
 Melendez, Lisa 1991-92
 Mendoza, Yasmin 1992-94
 Metcalfe, Lauve 1972-73
 Miller, Lynn 1972-73
 Mitchell, Kathy 1978-79
 Mitchell, Nickki 1992-94
 Moss, Rochelle 1973-75
 Mounts, Lorraine 1978-79
 Mulkewicz, Nancy 1973-74
 Mullin, Annette 1987-88
 Murray, McChelle 1994-98
 Murray, Sheron 1993-96

N

Nagel, Bobbi 1975-76
 Nando, Dona 1997-01
 Nelson, Lori 1979-81

O

Oates, Rachel 1997-98
 Östh, Camilla 1997-01
 Olson, Christine 1992-96

P

Papuga, Amanda 1999-02
Phanord, Fallon 2001-present
 Pier, Juli 1980-81, 82-85
 Plowden, Vicki 1990-93
 Poorman, Jill 1979-82
 Poulin, Michelle 1974-75
 Presswood, Shannon 2000-01

R

Rayam, Linda 1974-75
 Richardson, Dottie 1976-77, 78-81
 Rilinger, Holly 1992-93
 Rivera, Maria 1984-88
 Robinson, Heather 1994-95
 Roos, Asa 1987-88
 Roper, Nancy 1972-73
 Rosales, Bianca 1997-98
 Rubin, Barb 1974-77
 Ruddell, Colleen 1984-88

S

Saake, Meghan 1999-03
 Sanderson, Anita 1973-74
 Sands, Kim 1974-75
 Santiago, Lynda 1974-76
 Savage, Frances 1988-92
 Schmid, Kate 1994-95
 Segall, Nancy 1976-78
 Serra, Sue 1975-76
 Simcox, Tina 1975-76
 Slover, Melinda 1973-74
 Smiley, Toni 1984-88
 Smith, Iris 1984-86
 Smith, Ruth 1987-88
 Smith, Tracey 1977-78
 Sos, Marcella 1974-75
 Surowich, Liz 1976-77

T

Taft, Laurie 1972-75
 Tantillo, Mary 1990-93
 Taylor, Joyce 1979-82
 Thomas, Desma 1992-94, 95-97
 Thomas, Sue 1973-76
 Thomasson, Erin 1985-87
 Toomer, Tarla 1994-97
 Trachten, Roberta 1977-78
 Trifiro, Michelle 1974-76

W

Wade, Chris 1986-87
 Wade, Linda 1983-84
 Wagner, Nina 1991-95
 Watson, Veronica 1992-94
 Wells, Sandra 1979-80
 Werb, Sue 1984-85
 Whigham, Yolanda 2001-02
 White, Betsy 1978-80
 White, Christal 1998-00
 Wilkins, Shaquana 2000-present
 Willey, Jean 1982-83
 Williams, Robin 1985-87
 Wilson, Dellareese 1990-93
 Wilson, Hutashi 2000-present
 Wilson, Sylvia 1979-82
 Wimes, Cassandra 1994-96, 97-99
 Wood, Tanya 1988-90
 Wygal, Wynn 1972-73

Y

Young, Cami 1992-94
 Young, Tanya 1991-95

Z

Zaltz, Rinat 1994-95

GALIA MAIK 1991-94



OCTAVIA BLUE 1994-98



CARLA HARRIS 1990-93



1,000 Point Scorers

MARIA RIVERA (1984-1988) - 2,358



Maria Rivera (1984-1988) - 2,358

| YR | GP-GS | FG-FGA | PCT | 3P-3PA | PCT | FT-FTA | PCT | REB-AVG | A | BS | S | PTS-AVG |
|--------------|----------------|-----------------|-------------|---------------|-------------|----------------|-------------|----------------|------------|-----------|------------|------------------|
| 1984-85 | 28-28 | 202-380 | .531 | - | - | 120-156 | .769 | 93-3.3 | 149 | 4 | 100 | 524-18.7 |
| 1985-86 | 27-27 | 230-533 | .432 | - | - | 119-163 | .730 | 118-4.4 | 89 | 2 | 77 | 579-21.4 |
| 1986-87 | 30-30 | 251-545 | .461 | - | - | 125-158 | .791 | 97-3.2 | 141 | 3 | 106 | 627-20.9 |
| 1987-88 | 27-27 | 209-473 | .442 | 66-177 | .373 | 144-174 | .828 | 102-3.8 | 108 | 3 | 99 | 628-23.3 |
| Total | 112-112 | 892-1931 | .462 | 66-177 | .373 | 508-651 | .780 | 410-3.7 | 487 | 12 | 382 | 2358-21.1 |

FRANCES SAVAGE (1988-92) - 2,184



Frances Savage (1988-1992) - 2,184

| YR | GP-GS | FG-FGA | PCT | 3P-3PA | PCT | FT-FTA | PCT | REB-AVG | A | BS | S | PTS-AVG |
|--------------|--------------|-----------------|-------------|---------------|-------------|----------------|-------------|----------------|------------|-----------|------------|------------------|
| 1988-89 | 29-29 | 256-467 | .548 | 6-23 | .261 | 131-166 | .789 | 268-9.2 | 66 | 17 | 56 | 649-22.4 |
| 1989-90 | 31-31 | 284-526 | .540 | 18-43 | .419 | 147-187 | .786 | 293-9.5 | 76 | 17 | 71 | 733-23.6 |
| 1990-91 | 2-2 | 19-43 | .442 | 0-2 | .000 | 22-28 | .786 | 20-10.0 | 7 | 0 | 4 | 60-30.0 |
| 1991-92 | 32-32 | 271-557 | .487 | 19-46 | .413 | 181-222 | .815 | 339-10.6 | 77 | 10 | 71 | 742-23.2 |
| Total | 94-94 | 830-1593 | .521 | 43-114 | .377 | 481-603 | .798 | 920-9.8 | 226 | 44 | 202 | 2184-23.2 |

JEANNIE HEBERT (1988-92) - 1,766



Jeannie Hebert (1988-1992) - 1,766

| YR | GP-GS | FG-FGA | PCT | 3P-3PA | PCT | FT-FTA | PCT | REB-AVG | A | BS | S | PTS-AVG |
|--------------|----------------|-----------------|-------------|---------------|-------------|----------------|-------------|----------------|------------|-----------|------------|------------------|
| 1988-89 | 29-29 | 147-367 | .401 | 3-35 | .086 | 104-159 | .654 | 92-3.2 | 147 | 10 | 44 | 401-13.8 |
| 1989-90 | 30-30 | 145-340 | .426 | 3-9 | .333 | 117-153 | .765 | 72-2.4 | 137 | 12 | 49 | 410-13.7 |
| 1990-91 | 28-28 | 179-406 | .441 | 14-42 | .333 | 100-132 | .758 | 109-3.9 | 189 | 6 | 71 | 472-16.9 |
| 1991-92 | 32-32 | 181-379 | .478 | 5-16 | .313 | 116-139 | .835 | 70-2.2 | 221 | 7 | 73 | 483-15.1 |
| Total | 119-119 | 652-1492 | .437 | 25-102 | .245 | 437-583 | .750 | 343-2.9 | 694 | 35 | 237 | 1766-14.8 |

OCTAVIA BLUE (1994-98) - 1,724



Octavia Blue (1994-1998) - 1,724

| YR | G-GS | FG-FGA | PCT | 3P-3PA | PCT | FT-FTA | PCT | REB-AVG | A | BS | S | PTS-AVG |
|--------------|----------------|-----------------|-------------|--------------|-------------|----------------|-------------|----------------|-----------|-----------|------------|------------------|
| 1997-98 | 29-29 | 205-448 | .458 | 24-53 | .453 | 122-169 | .722 | 164-5.7 | 23 | 8 | 35 | 556-19.2 |
| 1996-97 | 29-28 | 161-382 | .421 | 0-1 | .000 | 66-102 | .647 | 162-5.6 | 15 | 5 | 37 | 388-13.4 |
| 1995-96 | 27-27 | 178-365 | .488 | 0-0 | .000 | 76-134 | .567 | 174-6.4 | 26 | 5 | 35 | 432-16.0 |
| 1994-95 | 24-23 | 127-329 | .386 | 0-2 | .000 | 94-144 | .653 | 172-7.2 | 14 | 20 | 32 | 348-14.5 |
| Total | 109-107 | 671-1524 | .440 | 24-56 | .429 | 358-549 | .652 | 672-6.2 | 78 | 38 | 139 | 1724-15.8 |

SYLVIA WILSON (1979-82) - 1,713



Sylvia Wilson (1979-1982) - 1,713

| YR | GP-GS | FG-FGA | PCT | 3P-3PA | PCT | FT-FTA | PCT | REB-AVG | A | BS | S | PTS-AVG |
|--------------|--------------|-----------------|-------------|----------|----------|----------------|-------------|------------------|-----------|------------|------------|------------------|
| 1979-80 | 33-30 | 232-438 | .530 | - | - | 56-103 | .544 | 344-10.4 | 24 | 80 | 56 | 520-15.8 |
| 1980-81 | 38-37 | 268-568 | .472 | - | - | 134-222 | .604 | 449-11.8 | 17 | 61 | 53 | 670-17.6 |
| 1981-82 | 28-27 | 221-503 | .439 | - | - | 81-131 | .618 | 322-11.5 | 21 | 57 | 45 | 483-18.7 |
| Total | 99-94 | 721-1509 | .478 | - | - | 271-456 | .594 | 1115-11.3 | 62 | 198 | 154 | 1713-17.3 |

CHANIVIA BROUSSARD (2000-03) - 1,042



Chanivia Broussard (2000-2003) - 1,482

| YR | GP-GS | FG-FGA | PCT | 3P-3PA | PCT | FT-FTA | PCT | REB-AVG | A | BS | S | PTS-AVG |
|--------------|---------------|-----------------|-------------|---------------|-------------|----------------|-------------|----------------|------------|------------|------------|------------------|
| 2000-01 | 27-22 | 158-369 | .428 | 4-15 | .267 | 36-74 | .486 | 152-25.6 | 22 | 32 | 46 | 356-13.2 |
| 2001-02 | 29-20 | 173-407 | .425 | 13-51 | .255 | 54-85 | .635 | 124-4.3 | 27 | 35 | 57 | 413-14.2 |
| 2002-03 | 29-5 | 115-263 | .437 | 8-31 | .258 | 35-69 | .507 | 126-4.3 | 31 | 32 | 35 | 273-9.4 |
| 2003-04 | 29-28 | 175-359 | .487 | 3-15 | .200 | 87-127 | .685 | 181-6.2 | 48 | 33 | 64 | 440-15.2 |
| Total | 114-75 | 621-1398 | .444 | 28-112 | .250 | 212-355 | .597 | 583-5.1 | 128 | 132 | 202 | 1482-13.0 |

KYM HOPE (1995-99) - 1,462



Kym Hope (1995-1999) - 1,462

| YR | GP-GS | FG-FGA | PCT | 3P-3PA | PCT | FT-FTA | PCT | REB-AVG | A | BS | S | PTS-AVG |
|--------------|---------------|-----------------|-------------|------------|-------------|----------------|-------------|----------------|------------|------------|------------|------------------|
| 1995-96 | 26-0 | 28-68 | .412 | 0-0 | .000 | 28-52 | .538 | 95-3.7 | 11 | 16 | 17 | 84-3.2 |
| 1996-97 | 29-29 | 143-265 | .540 | 0-2 | .000 | 81-117 | .692 | 234-8.1 | 33 | 53 | 45 | 367-12.7 |
| 1997-98 | 29-29 | 191-358 | .534 | 1-1 | 1.000 | 128-166 | .771 | 306-10.6 | 53 | 33 | 56 | 511-17.6 |
| 1998-99 | 29-29 | 184-348 | .529 | 0-3 | .000 | 132-163 | .810 | 253-8.7 | 52 | 62 | 54 | 500-17.2 |
| Total | 113-87 | 546-1039 | .526 | 0-3 | .000 | 369-498 | .741 | 888-7.9 | 149 | 164 | 172 | 1462-12.9 |

VICKI PLOWDEN (1990-93) - 1,404



Vicki Plowden (1990-1993) - 1,404

| YR | GP-GS | FG-FGA | PCT | 3P-3PA | PCT | FT-FTA | PCT | REB-AVG | A | BS | S | PTS-AVG |
|--------------|--------------|-----------------|-------------|------------|-------------|----------------|-------------|----------------|-----------|------------|------------|------------------|
| 1990-91 | 28-27 | 194-360 | .539 | 0-0 | .000 | 67-108 | .620 | 281-10.0 | 18 | 27 | 53 | 455-16.3 |
| 1991-92 | 32-32 | 194-377 | .515 | 1-2 | .500 | 87-144 | .604 | 265-8.3 | 17 | 41 | 35 | 476-14.9 |
| 1992-93 | 31-31 | 191-418 | .457 | 2-5 | .400 | 89-143 | .622 | 311-10.0 | 44 | 40 | 64 | 473-15.3 |
| Total | 91-90 | 579-1155 | .501 | 3-7 | .429 | 243-395 | .615 | 857-9.4 | 79 | 108 | 152 | 1404-15.4 |

ROBIN HARMONY (1980-84) - 1,308



Robin Harmony (1980-1984) - 1,308

| YR | GP-GS | FG-FGA | PCT | 3P-3PA | PCT | FT-FTA | PCT | REB-AVG | A | BS | S | PTS-AVG |
|--------------|----------------|-----------------|-------------|----------|----------|----------------|-------------|----------------|------------|-----------|------------|------------------|
| 1980-81 | 38-31 | 159-404 | .394 | - | - | 48-76 | .632 | 174-4.6 | 139 | 16 | 100 | 366-9.6 |
| 1981-82 | 29-29 | 133-325 | .409 | - | - | 29-44 | .659 | 193-6.7 | 127 | 13 | 56 | 295-10.2 |
| 1982-83 | 27-27 | 120-264 | .455 | - | - | 35-57 | .614 | 218-8.1 | 67 | 11 | 60 | 275-10.2 |
| 1983-84 | 31-31 | 163-385 | .423 | - | - | 46-70 | .657 | 175-5.6 | 115 | 18 | 98 | 372-12.0 |
| Total | 125-118 | 575-1378 | .417 | - | - | 158-247 | .640 | 760-6.1 | 448 | 58 | 314 | 1308-10.5 |

1,000 Point Scorers

Desma Thomas (1992-1997) - 1,284

| YR | G-GS | FG-FGA | PCT | 3P-3PA | PCT | FT-FTA | PCT | REB-AVG | A | BS | S | PTS-AVG |
|--------------|-----------------------------|-----------------|-------------|----------------|-------------|----------------|-------------|----------------|------------|-----------|------------|------------------|
| 1992-93 | 30-6 | 36-107 | .336 | 0-4 | .000 | 36-65 | .554 | 87-2.9 | 13 | 8 | 20 | 108-3.6 |
| 1993-94 | 25-24 | 110-351 | .313 | 25-88 | .288 | 106-156 | .679 | 195-7.8 | 47 | 20 | 37 | 351-14.0 |
| 1994-95 | Redshirt — Achilles' Injury | | | | | | | | | | | |
| 1995-96 | 27-27 | 120-339 | .354 | 46-155 | .297 | 92-134 | .687 | 134-5.0 | 72 | 21 | 60 | 378-14.0 |
| 1996-97 | 29-29 | 135-355 | .380 | 81-216 | .375 | 96-120 | .800 | 136-4.7 | 64 | 9 | 60 | 447-15.4 |
| Total | 111-86 | 401-1152 | .348 | 152-463 | .328 | 330-475 | .695 | 552-5.0 | 196 | 58 | 177 | 1284-11.6 |



DESMA THOMAS (1992-97) - 1,284

Wendy Foote (1974-1978) - 1,174

| YR | GP-GS | FG-FGA | PCT | 3P-3PA | PCT | FT-FTA | PCT | REB-AVG | A | BS | S | PTS-AVG |
|--------------|-----------|------------|-----|--------|-----|----------------|-------------|---------|---|----|---|------------------|
| 1974-75 | 13 | 102 | - | - | - | 36-72 | .500 | - | - | - | - | 240-18.5 |
| 1975-76 | 15 | 103 | - | - | - | 30-59 | .508 | - | - | - | - | 236-15.7 |
| 1976-77 | 18 | 115 | - | - | - | 45-68 | .662 | - | - | - | - | 295-16.4 |
| 1977-78 | 16 | 160 | - | - | - | 83-119 | .697 | - | - | - | - | 403-25.2 |
| Total | 62 | 480 | | | | 194-318 | .610 | | | | | 1174-18.9 |



WENDY FOOTE (1974-78) - 1,174

Hope Butler (1984-1988) - 1,157

| YR | GP-GS | FG-FGA | PCT | 3P-3PA | PCT | FT-FTA | PCT | REB-AVG | A | BS | S | PTS-AVG |
|--------------|---------------|----------------|-------------|------------|-------------|----------------|-------------|----------------|------------|----------|------------|------------------|
| 1984-85 | 17-0 | 19-40 | .475 | - | - | 22-35 | .629 | 64-3.8 | 9 | 1 | 14 | 60-3.5 |
| 1985-86 | 27-24 | 106-227 | .467 | - | - | 27-48 | .563 | 148-5.5 | 30 | 4 | 43 | 239-8.9 |
| 1986-87 | 30-30 | 211-421 | .501 | - | - | 77-125 | .616 | 266-8.9 | 36 | 2 | 82 | 499-16.6 |
| 1987-88 | 27-25 | 145-273 | .531 | 0-1 | .000 | 69-98 | .704 | 216-8.0 | 49 | 2 | 51 | 359-13.3 |
| Total | 101-79 | 481-961 | .501 | 0-1 | .000 | 195-306 | .637 | 694-6.9 | 124 | 9 | 190 | 1157-11.5 |



HOPE BUTLER (1984-88) - 1,157

Cordelia Fulmore (1983-1985) - 1,142

| YR | GP-GS | FG-FGA | PCT | 3P-3PA | PCT | FT-FTA | PCT | REB-AVG | A | BS | S | PTS-AVG |
|--------------|--------------|----------------|-------------|--------|-----|----------------|-------------|-----------------|------------|-----------|------------|-------------------|
| 1983-84 | 31-31 | 258-479 | .539 | - | - | 90-141 | .638 | 359-11.6 | 46 | 17 | 88 | 606-19.5 |
| 1984-85 | 28-28 | 228-417 | .548 | - | - | 80-123 | .650 | 250-8.9 | 73 | 25 | 100 | 536-19.1 |
| Total | 59-59 | 486-896 | .542 | | | 170-264 | .644 | 609-10.3 | 119 | 42 | 188 | 1,142-19.4 |



CORDELIA FULMORE (1983-85) - 1,142

Tamara James (2002-Present) - 1,114

| YR | GP-GS | FG-FGA | PCT | 3P-3PA | PCT | FT-FTA | PCT | REB-AVG | A | BS | S | PTS-AVG |
|--------------|--------------|----------------|-------------|---------------|-------------|----------------|-------------|----------------|------------|-----------|------------|------------------|
| 2002-03 | 31-31 | 238-461 | .516 | 19-58 | .328 | 155-204 | .760 | 244-7.9 | 49 | 14 | 56 | 650-21.0 |
| 2003-04 | 28-26 | 170-340 | .500 | 39-103 | .379 | 85-111 | .766 | 129-4.6 | 72 | 18 | 55 | 464-16.6 |
| TOTAL | 59-57 | 408-801 | .509 | 58-161 | .360 | 240-315 | .762 | 373-6.3 | 121 | 32 | 111 | 1114-18.9 |



TAMARA JAMES (2002-PRESENT) - 1,114

Jennifer Jordan (1994-1996, 1997-1999) - 1,050

| YR | GP-GS | FG-FGA | PCT | 3P-3PA | PCT | FT-FTA | PCT | REB-AVG | A | BS | S | PTS-AVG |
|--------------|---------------|----------------|-------------|------------|-------------|----------------|-------------|----------------|-----------|-----------|------------|-----------------|
| 1994-95 | 26-7 | 51-113 | .451 | 0-0 | .000 | 69-99 | .697 | 122-4.7 | 6 | 3 | 26 | 171-6.6 |
| 1995-96 | 26-23 | 110-195 | .564 | 0-0 | .000 | 84-126 | .667 | 173-6.7 | 13 | 7 | 34 | 304-11.7 |
| 1997-98 | 28-4 | 65-131 | .496 | 0-0 | .000 | 55-83 | .663 | 85-3.0 | 7 | 1 | 18 | 185-6.6 |
| 1998-99 | 29-29 | 139-283 | .491 | 0-0 | .000 | 112-157 | .713 | 200-6.9 | 15 | 6 | 31 | 390-13.4 |
| Total | 109-63 | 365-722 | .506 | 0-0 | .000 | 320-465 | .688 | 580-5.3 | 41 | 17 | 109 | 1050-9.6 |



JENNIFER JORDAN (1984-96, 97-99) 1,050

Cassandra Wimes (1994-1996, 1997-1999) - 1,034

| YR | GP-GS | FG-FGA | PCT | 3P-3PA | PCT | FT-FTA | PCT | REB-AVG | A | BS | S | PTS-AVG |
|--------------|---------------|----------------|-------------|---------------|-------------|----------------|-------------|----------------|-----------|-----------|------------|-----------------|
| 1994-95 | 26-7 | 51-113 | .451 | 0-0 | .000 | 69-99 | .697 | 122-4.7 | 6 | 3 | 26 | 171-6.6 |
| 1995-96 | 26-23 | 110-195 | .564 | 0-0 | .000 | 84-126 | .667 | 173-6.7 | 13 | 7 | 34 | 304-11.7 |
| 1997-98 | 24-13 | 82-202 | .406 | 21-62 | .339 | 37-47 | .787 | 67-2.8 | 23 | 5 | 36 | 222-9.3 |
| 1998-99 | 29-29 | 128-336 | .381 | 23-80 | .288 | 58-82 | .707 | 106-3.7 | 51 | 8 | 47 | 337-11.6 |
| Total | 105-72 | 371-846 | .439 | 44-142 | .310 | 248-354 | .701 | 468-4.5 | 93 | 23 | 143 | 1034-9.8 |



CASSANDRA WIMES (1994-96, 97-99) 1,034

Meghan Saake (1999-2003) - 1,030

| YR | GP-GS | FG-FGA | PCT | 3P-3PA | PCT | FT-FTA | PCT | REB-AVG | A | BS | S | PTS-AVG |
|--------------|----------------|-----------------|-------------|---------------|-------------|----------------|-------------|----------------|------------|-----------|------------|-----------------|
| 1999-00 | 29-29 | 85-250 | .340 | 2-19 | .105 | 22-55 | .400 | 115-4.0 | 71 | 18 | 49 | 194-6.7 |
| 2000-01 | 27-27 | 62-186 | .343 | 5-28 | .179 | 44-70 | .618 | 120-4.5 | 99 | 16 | 74 | 173-6.6 |
| 2001-02 | 31-31 | 139-348 | .401 | 30-94 | .322 | 38-50 | .760 | 152-4.9 | 125 | 25 | 121 | 346-11.2 |
| 2002-03 | 31-31 | 118-299 | .395 | 30-94 | .319 | 51-67 | .761 | 120-3.9 | 108 | 36 | 114 | 317-10.2 |
| Total | 118-118 | 404-1083 | .373 | 67-243 | .275 | 160-242 | .661 | 507-4.3 | 403 | 95 | 358 | 1030-8.7 |



MEGHAN SAAKE (1999-2003) - 1,030

Miami Sports Hall of Fame

Women's Basketball in the UM Sports Hall of Fame



Head Coach Ferne Labati (1988-present)

In recognition of the success she has brought to the University of Miami women's basketball program both on and off the court, Head Coach Ferne Labati was inducted into the UM Sports Hall of Fame on April 20, 2004. Labati is UM's all-time leader in career wins with 290 entering the 2004-05 season. In 16 seasons at Miami, Labati has guided the Hurricanes to nine postseason appearances and in 1992 she was named the WBCA/Converse Division I National Coach of the Year.



#22 Robin Harmony (1980-1984)

On April 10, 1997, Associate Head Women's Basketball Coach Robin Harmony was inducted into the University of Miami Sports Hall of Fame. Harmony, the first UM women's basketball player to be inducted into the Hall of Fame, was a standout performer for the Hurricanes from 1980-84, recording 1,308 points, 760 rebounds, 314 steals and 445 assists during her career. Harmony is the only player in Miami men's or women's basketball history to record over 1,000 career points, 700 career rebounds, 400 career assists and 300 career steals.



#11 Maria Rivera (1984-1988)

Maria Rivera still holds Hurricane records in six categories: career points (2,358), career field goals made (891), career field goals attempted (1,931), career free throws made (508), career free throws attempted (651) and career steals (382). She was named an honorable mention All-American her senior season. Rivera is tied for first on the UM single game scoring list with 41 points against UCF in 1988. She was the second ever women's basketball player inducted into the UM Athletics Hall of Fame



#24 Frances Savage (1988-1992)

Frances Savage overcame a serious knee injury to become Miami's second all-time leading scorer (2,184 points). The 5-9 forward from Fort Lauderdale led the 1991-92 team to 30 straight wins, a BIG EAST title and the NCAA Sweet Sixteen while garnering, among many awards, Kodak/WBCA First-Team All-America honors as well as being name Sports Illustrated Player of the Year.



#42 Jeannie Hebert-Truax (1988-1992)

Jeannie Hebert was arguably one of the best basketball players ever to play at Miami by the time her four-year career. Hebert started in all 119 games she appeared in college. The career total is the second-most starts all-time by a Hurricane, behind the 120 by Loretta Harvey, and the fourth-most games played. For her career, Hebert ranks second in assists (694), third all-time in scoring (1,766 points), third in free throws made (437), third in free throws attempted (583), fourth in steals (237), fourth in free throw percentage (.750), fifth in field goals made (652), fifth in field goals attempted (1,492) and eighth in scoring average (14.8 ppg).

Inductees:

Hal Allen (Football Coach)
 Ottis Anderson (Football)
 Jodi Appelbaum Steinbauer (Tennis)
 Ray Arky (Football)
 Jessie Armstead (Football)
 Dr. Bowman F. Ashe (UM President)
 Rod Ashman (Football, Basketball)
 Wilbert Bach (Sports Information)
 Pete Banaszak (Football)
 Mike Barnes (Football)
 Rick Barry (Basketball)
 Wayne Beckner (Basketball)
 Tom Beier (Football)
 Bill Bennett (Track)
 Lloyd Bennett (Track & Swimming Coach)
 Sharon Berg (Swimming)
 Stanley "Skip" Bertman (Baseball, & Coach)
 Al Besselink (Men's Golf)
 Don Bosseler (Football)
 Bennie Blades (Football)
 Melissa Briley-Mieras (Diving)
 Eddie Brown (Football)
 Eric Brown (Basketball)
 Jerome Brown (Football)
 Janet Buchanan-Kerr (Swimming)
 Dr. Charles Burbacher (Team M.D.)
 Jim Burt (Football)
 Edward "Red" Cameron (Football, Boxing)
 Whitey Campbell (Football, Basketball, Baseball; Football & Baseball Coach)
 Al Carapella (Football)
 Rubin Carter (Football)
 Sy Chadroff (Basketball, Baseball)
 Nick A. Chickillo (Football)
 Tony Cline (Football)
 Julius Cohen (Basketball)
 Dan Connors (Football)
 Horace Copeland (Football, Track)
 Pat Cramer (Tennis)
 Tony Cristiani (Football)
 Fran Curci (Football & Coach)
 Don Curnutt (Basketball)
 Bill Deering (Track and Field)
 Dr. Mickey Demos (Boxing)
 Paul Desjardins (Golf)
 Bill Diaz (Swimming Coach)
 Eddie Dibbs (Tennis)
 Carl DiBernardo (Boxing)
 Jim Dooley (Football, Track)
 Eddie Dunn (Football, Basketball, Baseball, Coach)
 Gary Dunn (Football)
 Eddie Edwards (Football)
 Judy Eller (Golf)
 Craig Erickson (Football)
 Lee Evans (Reporter)
 Jaime Fillol (Tennis)
 Mike Fiore (Baseball)
 Chuck Foreman (Football)
 Dawn Frady (Swimming)
 Ron Fraser (Baseball Coach)
 Abe Friedman (Basketball)
 George Gallett (Sports Information)
 Luis Garcia (Tennis)
 Greg Garlich (Diving)
 Charlie George (Football)
 Harry Ghaul (Football, Baseball)
 Ron Godfrey (Basketball Coach)
 Tom Gompf (Swimming Coach)
 Orlando Gonzalez (Baseball)

Joe Grahe (Baseball)
 Dr. Joel Green (Baseball)
 Lise Gregory (Tennis)
 Matt Gribble (Swimming)
 Randy Guerra (Baseball)
 Andy Gustafson (Football Coach, Athletic Director)
 Jack Hackett (Football)
 Bruce Hale (Basketball Coach)
 Penny Hammel (Women's Golf)
 John Hammil (Tennis)
 Jack Harding (Football Coach, Athletic Director)
Robin Harmony (Women's Basketball)
 Dennis Harrah (Football)
 Doris Hart (Tennis)
 Al Harum (Tennis)
 Janet Haas (Tennis)
 Bill Hawkins (Football)
 Neal Heaton (Baseball)
Jeannie Hebert (Basketball)
 Ted Hendricks (Football)
 Dr. Bill Heuson (Golf Coach)
 Dick Hickox (Basketball)
 Alonzo Highsmith (Football)
 Carlos Huerta (Football)
 Isabella Hutchison (Women's Athletics)
 Michael Irvin (Football)
 Stan Jakubowski (Baseball)
 Calvin James (Baseball)
 Don James (Football)
 Harvey James (Football)
 Sam Jankovich (Athletic Director)
 Charles Johnson (Baseball)
 Jack Johnson (Football)
 Jimmy Johnson (Football Coach)
 Tom Kearns (Football, Basketball, Boxing)
 Art Kehoe (Football, Football Coach)
 Jim Kelly (Football)
 Cortez Kennedy (Football)
 Tracy Kerdyk (Golf)
 Walter Kichewski (Football, Football Coach)
 Bill Kimbrough (Football)
 Chuck Klein (Football)
 Bernie Kosar (Football)
 Wayne Krenchicki (Baseball)
Ferne Labati (Women's Basketball Coach)
 Ann Laughlin (Golf)
 Phil Lane (Baseball)
 Don Latimer (Football)
 Thom Lehman (Baseball)
 Denny Leonard (Football, Boxing)
 Dale Lewis (Tennis Coach)
 Steve Lichtner (Swimming)
 Ron Lippett (Football)
 Jack Losch (Football, Baseball, Track)
 Greg Louganis (Diving)
 William "Bunny" Lovett (Boxing, Coach)
 William C. Lufier (Tennis Coach)
 Melinda Lyverse (Swimming)
 Jorge Maduro (Baseball)
 Dr. Harry Mallios (Football, Athletic Director)
 Gordon Malloy (Football)
 Rodney Mandelstam (Tennis, Soccer)
 Fred Marion (Football)
 Don Mariutto (Football)
 Leo Martin (Football)
 Russell Maryland (Football)
 Pete Mastellone (Football)
 Bob Masterson (Football, Boxing)
 Frank McDonald (Football)
 Danny Miller (Football)

Bill Miller (Football)
 George Mira (Football)
 George Mira, Jr. (Football)
 Hart Morris (Football, Basketball Coach)
 Jim Morris (Baseball Coach)
 Jerry Moss (Tennis)
 Gardnar Mulloy (Tennis, Coach)
 Jack Nelson (Swimming, Coach)
 John Noppenberg (Football)
 Jim Otto (Football)
 Burgess Owens (Football)
 Mike Pagliarulo (Baseball)
 Dean Panaro (Diving)
 Tom Pratt (Football)
 Larry Pyle (Baseball)
 Rick Raether (Baseball)
 Joaquim Rasgado (Tennis)
 Billy Regan (Boxing Coach)
 Ronni Reis-Bernstein (Tennis)
 Ros Riach (Women's Tennis)
Maria Rivera (Women's Basketball)
 Patti Rizzo (Golf)
 Al "Flip" Rosen (Football, Baseball)
 Gaither Rosser (Swimming)
 Dr. Francis "Whitey" Rouviera (Football, Baseball)
 Ed Rubinoff (Tennis)
 Art Saez (Boxing, Football)
Frances Savage (Women's Basketball)
 Sam Scarnecchia (Football)
 Howard Schnellenger (Football)
 Harold Sears (Football)
 Pancho Segura (Tennis)
 Doug Shields (Baseball)
 Archie Slaton (Boxing)
 Danny Smith (Baseball)
 Don Smith (Football)
 Frank Smith (Football)
 Sam Sorce (Baseball)
 Roberta A. Speer (Golf)
 Daniel Stubbs (Football)
 Tom Sullivan (Football)
 Bob Tatarek (Football)
 Vinny Testaverde (Football)
 John "Red" Tobin (Football, Basketball)
 Armand "Stitch" Vari (Football, Coach)
 Jesse Vassallo (Swimming)
 Steve Walsh (Football)
 Marshall Wayne (Diving)
 Ed Weisacosky (Football)
 Earl Welbaum (Track & Field)
 Dave Wike (Coach, Trainer)
 David Wilkie (Swimming)
 Larry Wilson (Football, Baseball)
 Nick Wolcuff (Football, Boxing, Wrestling)
 William Wrona (Baseball)
 Jodi Yambor (Swimming)
 Ernie Yaroshuk (Baseball)

Retired Jerseys/All-Americans



#11 Maria Rivera (1984-1988)

- UM's all-time leading scorer
- 1988 Honorable mention All-American

Maria Rivera, a 5-5 guard from Canovanas, Puerto Rico, is Miami's all-time leading scorer with 2,358 points. In her senior season, the first with the three-point field goal in NCAA women's basketball, Rivera set UM's single-season record as she hit 66 treys.



Chris Ball presents Frances Savage with number 24 jersey in the opening game at the Convocation Center January 15, 2003.



#24 Frances Savage (1988-1992)

- 1992 Kodak All-American
- 1992 BIG EAST player of the year
- 1992 Sports Illustrated player of the year
- 1992 BIG EAST most outstanding player

Frances Savage overcame a serious knee injury to become Miami's second all-time leading scorer (2,184 points). The 5-9 forward from Fort Lauderdale led the 1991-92 team to 30 straight wins, a BIG EAST title and the NCAA Sweet Sixteen while garnering, among many awards, Kodak/WBCA First-Team All-America honors as well as being name *Sports Illustrated* Player of the Year.

Basketball Standouts

Hurricanes in the Pros



Octavia Blue was a second round draft pick and now plays for the Houston Comets of the WNBA.



Hurricane Head Coach Ferne Labati and WNBA President, Val Ackerman.




After spending parts of 1998 in Italy, Desma Thomas (pictured above with ball), went on to play for Gotland in Sweden.

United States

| Player | League | Team | Round (pick) | Year(s) |
|---------------|--------|----------------------|--------------|----------|
| Octavia Blue | WNBA | Houston Comets | | 2003 |
| Kym Hope | WNBA | Los Angeles Sparks | Round 2 (15) | 1998 |
| Vicki Plowden | WNBA | Starzz | Free Agent | 1999 |
| Vicki Plowden | ABL | New England Blizzard | | |
| Desma Thomas | WNBA | Phoenix Mercury | Free Agent | 1997, 98 |
| | NWBL | Birmingham Power | | 2001 |
| Vicki Plowden | ABL | Portland Power | Round 9 (70) | 1996 |
| Wendy Foote | WPBL | New Orleans Pride | — | 1979 |

International

| Player | Country |
|-------------------|--------------------------------|
| Octavia Blue | Turkey, Sweden, Israel |
| Desma Thomas | Italy, Sweden, Holland, Turkey |
| Vicki Plowden | Israel |
| Frances Savage | Sweden, Chile |
| Galia Maik | Israel |
| Maria Rivera | Venezuela, Sweden |
| Dottie Richardson | Scotland |
| Robin Harmony | England |
| McChelle Murray | Iceland |



YALONDA McCORMICK

Team Records

Game

| | |
|----------------------------|---|
| Most points | 112 vs. Stetson (1-12-1991) |
| Fewest points | 21 vs. Miami-Dade North (1972) |
| Most field goal attempts | 102 vs. Florida International (1-15-1980) |
| Fewest field goal attempts | *41 vs. Rutgers (2-6-1997) |
| Most field goals made | 51 vs. Florida International (1-27-1981) |
| Fewest field goals made | *12 vs. Auburn (12-29-1994) |
| Highest FG percentage | .661 (39-59 vs. Bethune Cookman, 12-1-1987) |
| Lowest FG percentage | .217 (15-69, vs. Syracuse, 2-20-1994) |
| Most free throw attempts | 56 vs. Homestead AFB (1-14-1976) |
| Fewest free throw attempts | *2 vs. Illinois-Chicago (12-16-1989) |
| Most free throws made | 35 four times (last vs. Pittsburgh 1-21-1999) |
| Fewest free throws made | *1 at West Virginia (1-8-2002) |
| Highest FT percentage | 1.000 (12-12 at Providence, 1-20-2004) |
| | 1.000 (10-10 vs. Monmouth, 11-28-1986) |
| Lowest FT percentage | .143 at West Virginia (1-8-2002) |
| Most rebounds | 72 vs. Stetson (3-4-1982) |
| Fewest rebounds | *18 vs. Stetson (2-13-1989) |
| Most assists | 32 vs. Morris Brown (11-25-2002) |
| Fewest assists | 0 vs. Illinois (12-14-1985) |
| Most blocked shots | 12 vs. Florida International (2-21-1980) |
| Fewest blocked shots | 0 vs. several opponents |
| Most steals | 38 vs. Broward Central (2-12-1980) |
| Fewest steals | *1 three times (last vs. Villanova 3-10-2003) |
| Most turnovers | 50 vs. Florida (1-12-1980) |
| Fewest turnovers | *3 vs. Boston College (2-1-1992) |
| Fewest personal fouls | *5 vs. Seton Hall (1-5-1992) |

Season

| | |
|-------------------------------|--------------------------------------|
| Most points | 2,665 in 38 games (1980-1981) |
| Fewest points | 283 in 8 games (1972-1973) |
| Most field goal attempts | 2,638 in 38 games (1980-1981) |
| Fewest field goal attempts | *1,164 in 29 games, 1998-1999 |
| Most field goals made | 1,096 in 38 games (1980-1981) |
| Fewest field goals made | *631 in 27 games (1993-1994) |
| Highest field goal percentage | .485 (859-1172, 1984-1985) |
| Lowest field goal percentage | *.354 (631-1780, 1993-1994) |
| Highest scoring average | 78.5 (2433 pts.-31 gms., 1989-1990) |
| Lowest scoring average | *60.6 (1637 pts.-27 gms., 1985-1986) |
| Most free throw attempts | 774 in 39 games (1980-1981) |
| Fewest free throw attempts | *441 in 27 games (1985-1986) |
| Most free throws made | 520 in 29 games (1997-1998) |
| Fewest free throws made | *281 in 27 games (1985-1986) |
| Highest free throw percentage | .726 (409-563, 2003-2004) |
| Lowest free throw percentage | *.531 (282-531, 1982-1983) |
| Most rebounds | 1,733 in 39 games (1980-1981) |
| Fewest rebounds | *883 in 27 games (1985-1986) |
| Highest rebounding average | 47.4 (1376 in 29 games, 1980-1981) |
| Lowest rebounding average | *30.7 (921 in 30 games, 1986-1987) |
| Most assists | 559 in 32 games (1991-1992) |
| Fewest assists | *255 in 27 games (1994-1995) |
| Most blocked shots | 156 in 34 games (1979-1980) |
| Fewest blocked shots | *16 in 30 games (1986-1987) |
| Most steals | 582 in 34 games (1979-1980) |
| Fewest steals | *242 in 29 games (1996-1997) |
| Most turnovers | *931 in 38 games (1980-1981) |
| Fewest turnovers | *395 in 30 games (1991-1992) |
| Most personal fouls | *768 in 39 games (1980-1981) |
| Fewest personal fouls | *405 in 30 games (1991-1992) |
| Fewest disqualifications | *8 in 32 games (1991-1992) |
| | *8 in 29 games (1988-1989) |

* Designated records begin with 1979-80 season

Miscellaneous Team Records

| | |
|-------------------------|----------------------|
| Most Games Played | 39 (24-15, 1980-81) |
| Best Winning Percentage | .938 (30-2, 1991-92) |
| Most Wins | 30 (30-2, 1991-92) |
| Most Losses | 18 (9-18, 1985-86) |
| Fewest Wins | 2 (2-6, 1972-73) |
| Fewest Losses | 2 (30-2, 1991-92) |

Longest Winning Streak

| | |
|-----------------------------|---|
| Regular Season | 30 games (12/1/91-3/21/92) |
| Home | 24 games (1/31/91- 12/18/92) |
| Road | 13 games (12/8/91- 3/9/92) |
| Longest Losing Streak | 9 games (1/5- 2/10/86) |
| Most Points Both Teams | 190 (UM 103, Central Florida 87, 2-25-88; UM 104, Florida A&M 86, 1-11-88) |
| Most Points at Home | 112 vs. Stetson (UM 112-74, 1-12-91) |
| Most Points on Road | 105 vs. Florida Atlantic (105-84, 11-25-97) |
| Most Points at Neutral Site | 98 vs. Stetson (98-77, 3-7-91, Tallahassee, FL) |
| Most Points in Losing Game | 88 vs. Florida A&M (89-88, 2-4-88) 88 vs. Georgetown (90-88/ 30T, 2-9-93) |
| Most Points by an Opponent | 112 by Texas (112-43, Feb. 17, 1986) |

Biggest Wins

| | |
|------|--|
| Home | 80 pts. (100-20 vs. Homestead AFB, 1975) |
| Road | 63 pts. (101-38 vs. Broward Central, 1979; 98-35 vs. Miami-Dade NW, 1979) |

Biggest Losses

| | |
|------|--|
| Home | 48 points (Connecticut 84-36, 12-9-00) |
| Road | 69 points (Texas 112-43, 2-17-86) |



The 1991-92 squad was the most successful in school history finishing with a 30-2 record and setting school records for wins (30), fewest losses (2) and longest winning streak (30).

Single-Game Leaders

Points

| | | |
|-----|----|--|
| 1. | 41 | Frances Savage vs. Providence (3-8-92) |
| | 41 | Maria Rivera vs. Central Florida (2-25-88) |
| 3. | 40 | Octavia Blue vs. Florida Atlantic (11-25-97) |
| | 40 | Frances Savage vs. Florida International (2-24-89) |
| | 40 | Maria Rivera vs. Illinois (12-30-87) |
| | 40 | Wendy Foote vs. Miami-Dade NW (1978) |
| 7. | 38 | Maria Rivera vs. Monmouth (11-28-86) |
| 8. | 37 | Frances Savage vs. Stetson (1-13-90) |
| | 37 | Joani Bowles vs. Temple (1-13-84) |
| 10. | 36 | Frances Savage vs. Villanova (3-1-92) |
| | 36 | Frances Savage vs. UNC-Charlotte (3-24-90) |
| | 36 | Maria Rivera vs. Florida A&M (1-11-88) |

Rebounds

| | | |
|----|----|---|
| 1. | 25 | Cordelia Fulmore vs. Georgia State (2-24-84) |
| 2. | 24 | Donna Mapp vs. Stetson (2-5-83) |
| 3. | 22 | Sylvia Wilson vs. South Florida (2-20-80) |
| 4. | 20 | Frances Savage vs. Florida State (12-11-88) |
| | 20 | Cordelia Fulmore vs. Florida Memorial (2-14-84) |
| | 20 | Sylvia Wilson vs. Central Florida (2-6-81) |
| | 20 | Sylvia Wilson vs. Miami-Dade South (2-3-81) |
| 8. | 19 | Kym Hope vs. Florida Atlantic (12-16-98) |
| | 19 | Vicki Plowden vs. Villanova (2-20-93) |
| | 19 | Vicki Plowden vs. Providence (1-5-93) |
| | 19 | Vicki Plowden vs. Texas Tech (12-30-92) |
| | 19 | Sylvia Wilson vs. Tampa (1-30-82) |
| | 19 | Donna Mapp vs. Georgia State (12-29-81) |
| | 19 | Sylvia Wilson vs. Florida (12-5-81) |
| | 19 | Sylvia Wilson vs. Florida State (2-27-81) |
| | 19 | Sylvia Wilson vs. Oral Roberts (12-17-79) |

Assists


| | | |
|----|----|---|
| 1. | 14 | Robin Harmony vs. Florida International (12-4-82) |
| 2. | 13 | Gina Graziani vs. Providence (12-6-97) |
| | 13 | Gina Graziani vs. West Virginia (1-22-97) |
| | 13 | Jeannie Hebert vs. Syracuse (12-27-90) |
| 5. | 12 | Gina Graziani vs. Coppin State (12-1-98) |
| | 12 | Gina Graziani vs. Villanova (2-2-97) |
| | 12 | Gina Graziani vs. Seton Hall (1-19-97) |
| | 12 | Jeannie Hebert vs. Boston College (2-1-92) |
| | 12 | Jeannie Hebert vs. Providence (1-13-92) |
| | 12 | Jeannie Hebert vs. Georgia State-H (1-24-91) |
| | 12 | Elaine Harlow vs. Massachusetts (1-9-90) |
| | 12 | Maria Rivera vs. Northern Illinois (2-9-87) |
| | 12 | Loretta Harvey vs. Florida (1-20-82) |
| | 12 | Gina Graziani vs. Eastern Kentucky (11-24-99) |

Steals

| | | |
|----|----|--|
| 1. | 10 | Maria Rivera vs. Minnesota (12-22-86) |
| | 10 | Pat Bentoski vs. Stetson (2-3-80) |
| 3. | 9 | Maria Rivera vs. Stetson (1-21-87) |
| | 9 | Cordelia Fulmore vs. Purdue (12-31-84) |
| | 9 | Robin Harmony vs. South Florida (1-16-82) |
| | 9 | Dottie Richardson vs. Broward (2-13-81) |
| | 9 | Loretta Harvey vs. South Florida (1-9-81) |
| | 9 | Debra Jackson vs. Florida Southern (1-18-80) |
| 9. | 8 | Della Wilson vs. Bucknell (12-28-92) |
| | 8 | Jeannie Hebert vs. Georgia Southern (1-31-91) |
| | 8 | Frances Savage vs. Cleveland State (12-27-89) |
| | 8 | Colleen Ruddell, Jr. vs. South Florida (2-15-86) |

Blocked Shots

| | | |
|----|---|---|
| 1. | 7 | Joani Bowles vs. South Florida (1-20-84) |
| | 7 | Sylvia Wilson vs. Oral Roberts (12-17-79) |
| 3. | 6 | Kym Hope vs. Butler (12-27-96) |
| | 6 | Sylvia Wilson vs. South Florida (12-12-82) |
| | 6 | Sylvia Wilson vs. Florida State (1-31-81) |
| | 6 | Sylvia Wilson vs. Florida Southern (1-18-80) |
| | 6 | Sylvia Wilson vs. Florida International (1-15-80) |
| | 6 | Sylvia Wilson vs. Alabama (1-4-80) |
| | 6 | Chanivia Broussard vs. Texas (12-9-01) |



Joani Bowles (1983-85)

Field Goals Made

| | | |
|----|----|---|
| 1. | 17 | Joani Bowles vs. Temple (1-13-84) |
| | 17 | Wendy Foote vs. Miami-Dade New World (1978) |
| 3. | 16 | Octavia Blue vs. Florida Atlantic (11-25-97) |
| | 16 | Frances Savage vs. Villanova (3-1-92) |
| 5. | 15 | Maria Rivera vs. Central Florida (2-25-88) |
| | 15 | Sylvia Wilson vs. Florida International (1-26-82) |
| 7. | 14 | Accomplished 12 times |

Field Goal Attempts

| | | |
|----|----|--|
| 1. | 34 | Maria Rivera vs. Louisiana State (1-10-86) |
| 2. | 31 | Joani Bowles vs. Temple (1-13-84) |
| 3. | 29 | Frances Savage vs. Rutgers (1-28-89) |
| | 29 | Maria Rivera vs. North Carolina (12-29-86) |
| 5. | 28 | Octavia Blue vs. Georgetown (2-14-96) |
| 6. | 27 | Frances Savage vs. Villanova (3-1-92) |
| | 27 | Maria Rivera vs. Florida (12-13-86) |
| | 27 | Cordelia Fulmore vs. Georgia State (2-24-84) |
| | 27 | Donna Mapp vs. Stetson (2-5-83) |
| | 27 | Sylvia Wilson vs. Florida (1-20-82) |
| | 27 | Sylvia Wilson vs. Dayton (2-15-81) |

Single-Game Leaders

Field Goal Percentage (10 attempts minimum)

| | | | |
|----|------|---------|---|
| 1. | .917 | (11-12) | Jill Poorman vs. Flagler (2-16-80) |
| 2. | .909 | (10-11) | Jennifer Jordan vs. Syracuse (1-20-96) |
| | .909 | (10-11) | Maria Rivera vs. Lamar (1-11-85) |
| 4. | .846 | (11-13) | Frances Savage vs. SW Missouri State (11-25-88) |
| 5. | .833 | (10-12) | Della Wilson vs. Connecticut (2-14-93) |
| | .833 | (10-12) | Frances Savage vs. Arizona (12-2-89) |
| 7. | .818 | (9-11) | Jeannie Hebert vs. Stetson (3-9-91) |
| | .818 | (9-11) | Hope Butler vs. Central Florida (1-20-88) |

3-Point FGs Made (since 1987-88)

| | | |
|----|---|--|
| 1. | 7 | Maria Rivera vs. Central Florida (2-25-88) |
| 2. | 6 | Shannon Drury vs. Boston College (1-10-98) |
| | 6 | Desma Thomas vs. Connecticut (2-16-97) |
| | 6 | Desma Thomas vs. Villanova (2-2-97) |
| | 6 | Desma Thomas vs. Syracuse (2-17-96) |
| | 6 | Nickki Mitchell vs. St. John's (1-30-94) |
| | 6 | Maria Rivera vs. Illinois (12-30-87) |

3-Point FGs Attempts (since 1987-88)

| | | |
|-----|----|--|
| 1. | 14 | Shannon Drury vs. Tulane (11-22-98) |
| 2. | 13 | Maria Rivera vs. Central Florida (2-25-88) |
| 3. | 12 | Desma Thomas vs. Connecticut (2-16-97) |
| | 12 | Desma Thomas vs. St. John's (12-4-96) |
| | 12 | Desma Thomas vs. Houston (11-28-95) |
| | 12 | Sheila James vs. Notre Dame (1-2-02) |
| 7. | 11 | Desma Thomas vs. Villanova (2-2-97) |
| | 11 | Desma Thomas vs. Syracuse (2-17-96) |
| | 11 | Desma Thomas vs. Florida (12-2-95) |
| | 11 | Holly Rilinger vs. Texas Tech (12-30-92) |
| 11. | 10 | Accomplished 10 times |

3-Point FG Percentage (since 1987-88) (4 attempts minimum)

| | | | |
|----|-------|-------|---|
| 1. | 1.000 | (4-4) | Maria Rivera vs. Bethune Cookman (12-1-87) |
| 2. | .800 | (4-5) | Maria Rivera vs. Arizona (1-27-88) |
| 3. | .750 | (6-8) | Octavia Blue vs. Boston College (1-10-98) |
| | .750 | (3-4) | Sheila James vs. Pittsburgh (1-10-99) |
| | .750 | (3-4) | Shannon Drury vs. Syracuse (12-8-98) |
| | .750 | (3-4) | Carla Harris vs. Villanova (3-7-93) |
| | .750 | (3-4) | Della Wilson vs. Maryland (2-11-93) |
| | .750 | (3-4) | Elaine Harlow vs. Mercer (2-2-89) |
| 9. | .714 | (5-7) | Shannon Drury vs. Notre Dame (2-3-98) |
| | .714 | (5-7) | Beth Barnhart vs. Seton Hall (1-3-98) |
| | .714 | (5-7) | Elaine Harlow vs. Central Florida (2-10-90) |

Free Throws Made

| | | |
|----|----|--|
| 1. | 18 | Desma Thomas vs. St. John's (2-3-96) |
| 2. | 16 | Desma Thomas vs. Georgetown (2-25-97) |
| 3. | 15 | Frances Savage vs. Purdue (11-25-90) |
| | 15 | Maria Rivera vs. Central Florida (1-20-88) |
| | 15 | Maria Rivera vs. Florida A&M (1-11-88) |
| 6. | 12 | Octavia Blue vs. Providence (2-10-98) |
| | 12 | Jeannie Hebert vs. Florida International (2-23-90) |
| | 12 | Frances Savage vs. Florida International (2-24-89) |
| 9. | 11 | Kym Hope vs. Florida Atlantic (12-16-98) |
| | 11 | Kym Hope vs. St. John's (1-17-98) |
| | 11 | Desma Thomas vs. Seton Hall (2-10-94) |
| | 11 | Holly Rilinger vs. Boston College (1-31-93) |
| | 11 | Frances Savage vs. Providence (3-8-92) |
| | 11 | Frances Savage vs. Connecticut (2-21-92) |
| | 11 | Frances Savage vs. Pittsburgh (1-11-92) |
| | 11 | Frances Savage vs. Florida (12-1-91) |
| | 11 | Jeannie Hebert vs. Florida (12-1-91) |
| | 11 | Maria Rivera vs. Florida (2-18-85) |

Free Throw Attempts

| | | |
|----|----|--|
| 1. | 22 | Desma Thomas vs. St. John's (2-3-96) |
| 2. | 20 | Frances Savage vs. Purdue (11-25-90) |
| 3. | 19 | Desma Thomas vs. Georgetown (2-25-97) |
| | 19 | Maria Rivera vs. Central Florida (1-20-88) |
| | 19 | Maria Rivera vs. Florida A&M (1-11-88) |
| 6. | 17 | Frances Savage vs. Providence (3-8-92) |
| 7. | 15 | Jennifer Jordan vs. Boston College (1-16-99) |
| | 15 | Kym Hope vs. Florida Atlantic (12-16-98) |
| | 15 | Octavia Blue vs. Providence (2-10-98) |
| | 15 | Holly Rilinger vs. Boston College (1-31-93) |
| | 15 | Jeannie Hebert vs. Florida International (2-23-90) |

Free Throw Percentage (8 attempts minimum)

| | | |
|-------|---------|---|
| 1.000 | (11-11) | Frances Savage vs. Pittsburgh (1-11-92) |
| 1.000 | (11-11) | Frances Savage vs. Rutgers (12-8-91) |
| 1.000 | (10-10) | Kym Hope vs. Boston College (1-16-99) |
| 1.000 | (10-10) | Jeannie Hebert vs. Boston College (1-3-92) |
| 1.000 | (10-10) | Maria Rivera vs. Monmouth (11-28-86) |
| 1.000 | (9-9) | Octavia Blue vs. Georgetown (1-31-98) |
| 1.000 | (8-8) | Jennifer Jordan vs. Syracuse (1-18-95) |
| 1.000 | (8-8) | Vicki Plowden vs. Boston College (2-16-93) |
| 1.000 | (8-8) | Jeannie Hebert vs. North Carolina (3-21-92) |
| 1.000 | (8-8) | Lisa Jones vs. Boston University (1-11-90) |
| 1.000 | (8-8) | Hope Butler vs. Old Dominion (1-9-88) |
| 1.000 | (8-8) | Maria Rivera vs. Dartmouth (12-20-84) |



Jill Poorman (1979-82)

Single-Season Records

Points

| | | |
|-----|-----|--------------------------------------|
| 1. | 742 | Frances Savage (32 games, 1991-92) |
| 2. | 733 | Frances Savage (31 games, 1989-90) |
| 3. | 670 | Sylvia Wilson (38 games, 1980-81) |
| 4. | 650 | Tamara James (31 games, 2002-03) |
| 5. | 649 | Frances Savage (29 games, 1988-89) |
| 6. | 628 | Maria Rivera (27 games, 1987-88) |
| 7. | 627 | Maria Rivera (30 games, 1986-87) |
| 8. | 606 | Cordelia Fulmore (31 games, 1983-84) |
| 9. | 579 | Maria Rivera (27 games, 1985-86) |
| 10. | 556 | Octavia Blue (29 games, 1997-98) |

Scoring Average (Games-Points)

| | | |
|-----|------|------------------------------------|
| 1. | 25.2 | Wendy Foote (16-403, 1977-78) |
| 2. | 23.6 | Frances Savage (31-733, 1989-90) |
| 3. | 23.3 | Maria Rivera (27-628, 1987-88) |
| 4. | 23.2 | Frances Savage (32-742, 1991-92) |
| 5. | 22.4 | Frances Savage (29-649, 1988-89) |
| 6. | 21.4 | Maria Rivera (27-579, 1985-86) |
| 7. | 21.0 | Tamara James (31-650, 2002-03) |
| 8. | 20.9 | Maria Rivera (30-627, 1986-87) |
| 9. | 19.5 | Cordelia Fulmore (31-606, 1983-84) |
| 10. | 19.2 | Octavia Blue (29-556, 1997-98) |

Rebounds

| | | |
|-----|-----|--------------------------------------|
| 1. | 449 | Sylvia Wilson (38 games, 1980-81) |
| 2. | 359 | Cordelia Fulmore (31 games, 1983-84) |
| 3. | 344 | Sylvia Wilson (33 games, 1979-80) |
| 4. | 339 | Frances Savage (32 games, 1991-92) |
| 5. | 322 | Sylvia Wilson (28 games, 1981-82) |
| 6. | 311 | Vicki Plowden (31 games, 1992-93) |
| 7. | 310 | Donna Mapp (27 games, 1982-83) |
| 8. | 306 | Kym Hope (29 games, 1997-98) |
| 9. | 293 | Frances Savage (31 games, 1989-90) |
| 10. | 281 | Vicki Plowden (28 games, 1990-91) |

Rebounding Average (Rebounds-Games Played, Year)

| | | |
|-----|------|------------------------------------|
| 1. | 11.8 | Sylvia Wilson (449-38, 1980-81) |
| 2. | 11.6 | Cordelia Fulmore (359-31, 1983-84) |
| 3. | 11.5 | Donna Mapp (310-27, 1982-83) |
| | 11.5 | Sylvia Wilson (322-28, 1981-82) |
| 5. | 10.6 | Kym Hope (306-29, 1997-98) |
| | 10.6 | Frances Savage (339-32, 1991-92) |
| 7. | 10.4 | Sylvia Wilson (344-33, 1979-80) |
| 8. | 10.0 | Vicki Plowden (311-31, 1992-93) |
| | 10.0 | Vicki Plowden (281-28, 1990-91) |
| 10. | 9.9 | Tanya Young (257-26, 1993-94) |

Assists

| | | |
|-----|-----|---------------------------------------|
| 1. | 221 | Jeannie Hebert (32 games, 1991-92) |
| 2. | 210 | Gina Graziani (29 games, 1997-98) |
| 3. | 198 | Gina Graziani (29 games, 1996-97) |
| 4. | 189 | Jeannie Hebert (28 games, 1990-91) |
| 5. | 185 | Yalonda McCormick (31 games, 2002-03) |
| 6. | 182 | Gina Graziani (29 games, 1999-00) |
| 7. | 168 | Loretta Harvey (29 games, 1981-82) |
| 8. | 156 | Loretta Harvey (37 games, 1980-81) |
| 9. | 153 | Gina Graziani (24 games, 1998-99) |
| 10. | 149 | Maria Rivera (28 games, 1984-85) |

Steals


| | | |
|-----|-----|---------------------------------------|
| 1. | 121 | Meghan Saake (31 games, 2001-02) |
| 2. | 114 | Meghan Saake (31 games, 2002-03) |
| 3. | 106 | Maria Rivera (30 games, 1986-87) |
| 4. | 105 | Loretta Harvey (37 games, 1980-81) |
| | 105 | Dottie Richardson (38 games, 1980-81) |
| 6. | 100 | Yalonda McCormick (31 games, 2002-03) |
| | 100 | Cordelia Fulmore (28 games, 1984-85) |
| | 100 | Maria Rivera (28 games, 1984-85) |
| | 100 | Robin Harmony (37 games, 1980-81) |
| 10. | 99 | Maria Rivera (27 games, 1987-88) |

Blocked Shots

| | | |
|-----|----|------------------------------------|
| 1. | 80 | Sylvia Wilson (33 games, 1979-80) |
| 2. | 62 | Kym Hope (29 games, 1998-99) |
| 3. | 61 | Sylvia Wilson (38 games, 1980-81) |
| 4. | 57 | Sylvia Wilson (28 games, 1981-82) |
| 5. | 53 | Kym Hope (29 games, 1996-97) |
| 6. | 45 | Joani Bowles (31 games, 1983-84) |
| 7. | 41 | Vicki Plowden (32 games, 1991-92) |
| 8. | 40 | Vicki Plowden (31 games, 1992-93) |
| 9. | 36 | Meghan Saake (31 games, 2002-03) |
| 10. | 35 | Belinda Kunczt (30 games, 1989-90) |

Field Goals Made

| | | |
|-----|-----|--------------------------------------|
| 1. | 284 | Frances Savage (31 games, 1989-90) |
| 2. | 271 | Frances Savage (32 games, 1991-92) |
| 3. | 268 | Sylvia Wilson (38 games, 1980-81) |
| 4. | 258 | Cordelia Fulmore (31 games, 1983-84) |
| 5. | 256 | Frances Savage (29 games, 1988-89) |
| 6. | 251 | Maria Rivera (30 games, 1986-87) |
| 7. | 238 | Tamara James (31 games, 2002-03) |
| 8. | 232 | Sylvia Wilson (33 games, 1979-80) |
| 9. | 230 | Maria Rivera (27 games, 1985-86) |
| 10. | 228 | Cordelia Fulmore (28 games, 1984-85) |



Frances Savage (1988-92)

Single-Season Records

Field Goal Attempts

| | | |
|-----|-----|--|
| 1. | 568 | Sylvia Wilson (38 games, 1980-1981) |
| 2. | 557 | Frances Savage (32 games, 1991-1992) |
| 3. | 545 | Maria Rivera (30 games, 1986-1987) |
| 4. | 533 | Maria Rivera (27 games, 1985-1986) |
| 5. | 526 | Frances Savage (31 games, 1989-1990) |
| 6. | 503 | Sylvia Wilson (28 games, 1981-1982) |
| 7. | 479 | Cordelia Fulmore (31 games, 1983-1984) |
| 8. | 473 | Maria Rivera (27 games, 1987-1988) |
| 9. | 467 | Frances Savage (29 games, 1988-1989) |
| 10. | 461 | Tamara James (31 games, 2002-2003) |

Field Goal Percentage (200 attempts minimum)

| | | | |
|-----|-------|-----------|------------------------------|
| 1. | .5482 | (256-467) | Frances Savage (1988-1989) |
| 2. | .5481 | (228-416) | Cordelia Fulmore (1984-1985) |
| 3. | .5399 | (284-526) | Frances Savage (1989-1990) |
| 4. | .5396 | (143-265) | Kym Hope (1996-1997) |
| 5. | .5389 | (194-360) | Vicki Plowden (1990-1991) |
| 6. | .5386 | (258-479) | Cordelia Fulmore (1983-1984) |
| 7. | .534 | (191-358) | Kym Hope (1997-1998) |
| 8. | .532 | (202-380) | Maria Rivera (1984-1985) |
| 9. | .531 | (145-278) | Hope Butler (1987-1988) |
| 10. | .530 | (232-438) | Sylvia Wilson (1979-1980) |

Three-Point Field Goal's Made

| | | |
|-----|----|---|
| 1. | 81 | Desma Thomas (29 games, 1996-1997) |
| 2. | 66 | Maria Rivera (27 games, 1987-1988) |
| 3. | 52 | Yalonda McCormick (29 games, 2003-2004) |
| | 52 | Holly Rilinger (28 games, 1992-1993) |
| | 52 | Elaine Harlow (30 games, 1989-1990) |
| 6. | 46 | Desma Thomas (27 games, 1995-1996) |
| 7. | 43 | Sheila James (25 games, 2000-2001) |
| 8. | 41 | Nickki Mitchell (27 games, 1993-1994) |
| 9. | 40 | Elaine Harlow (29 games, 1988-1989) |
| 10. | 39 | Tamara James (28 games, 2003-2004) |

Three-Point Field Goal Attempts

| | | |
|-----|-----|---|
| 1. | 216 | Desma Thomas (29 games, 1996-1997) |
| 2. | 177 | Maria Rivera (27 games, 1987-1988) |
| 3. | 155 | Desma Thomas (27 games, 1995-1996) |
| 4. | 145 | Yalonda McCormick (29 games, 2003-2004) |
| 5. | 144 | Elaine Harlow (30 games, 1989-1990) |
| 6. | 140 | Holly Rilinger (28 games, 1992-1993) |
| 7. | 133 | Nickki Mitchell (27 games, 1993-1994) |
| 8. | 129 | Sheila James (25 games, 2000-2001) |
| 9. | 126 | Sheila James (21 games, 1999-2000) |
| 10. | 115 | Sheila James (28 games, 2001-2002) |

Three-Point Field Goal Percentage (50 attempts minimum)

| | | | |
|----|------|----------|---|
| 1. | .453 | (24-53) | Octavia Blue (29 games, 1997-1998) |
| 2. | .426 | (40-94) | Elaine Harlow (29 games, 1988-1989) |
| 3. | .379 | (39-103) | Tamara James (28 games, 2003-2004) |
| 4. | .375 | (87-216) | Desma Thomas (29 games, 1996-1997) |
| 5. | .373 | (66-177) | Maria Rivera (27 games, 1987-1988) |
| 6. | .371 | (52-140) | Holly Rilinger (28 games, 1992-1993) |
| 7. | .361 | (52-144) | Elaine Harlow (31 games, 1989-1990) |
| 8. | .360 | (18-50) | Melissa Knight (28 games, 2002-2003) |
| 9. | .359 | (52-145) | Yalonda McCormick (29 games, 2003-2004) |
| | .359 | (33-92) | Shannon Drury (21 games, 1997-1998) |

Free Throws Made


| | | |
|-----|-----|--------------------------------------|
| 1. | 181 | Frances Savage (32 games, 1991-1992) |
| 2. | 155 | Tamara James (31 games, 2002-03) |
| 3. | 147 | Frances Savage (31 games, 1989-1990) |
| 4. | 144 | Maria Rivera (27 games, 1987-1988) |
| 5. | 134 | Sylvia Wilson (38 games, 1986-1987) |
| 6. | 132 | Kym Hope (29 games, 1998-1999) |
| 7. | 131 | Frances Savage (29 games, 1988-1989) |
| 8. | 128 | Kym Hope (29 games, 1997-1998) |
| 9. | 125 | Maria Rivera (30 games, 1986-1987) |
| 10. | 122 | Octavia Blue (29 games, 1997-1998) |

Free Throw Attempts

| | | |
|-----|-----|--------------------------------------|
| 1. | 222 | Frances Savage (32 games, 1991-1992) |
| | 222 | Sylvia Wilson (38 games, 1980-1981) |
| 3. | 204 | Tamara James (31 games, 2002-2003) |
| 4. | 187 | Frances Savage (31 games, 1989-1990) |
| 5. | 174 | Maria Rivera (27 games, 1987-1988) |
| 6. | 169 | Octavia Blue (29 games, 1997-1998) |
| 7. | 166 | Kym Hope (29 games, 1997-1998) |
| | 166 | Frances Savage (29 games, 1988-1989) |
| 9. | 165 | Donna Mapp (27 games, 1982-1983) |
| 10. | 163 | Kym Hope (29 games, 1998-1999) |
| | 163 | Maria Rivera (27 games, 1985-1986) |

Free Throw Percentage (70 attempts minimum)

| | | | |
|-----|------|-----------|----------------------------|
| 1. | .857 | (90-105) | Holly Rilinger (1992-1993) |
| 2. | .835 | (116-139) | Jeannie Hebert (1991-1992) |
| 3. | .828 | (144-174) | Maria Rivera (1987-1988) |
| 4. | .815 | (181-222) | Frances Savage (1991-1992) |
| 5. | .810 | (132-163) | Kym Hope (1998-1999) |
| 6. | .803 | (57-71) | Elaine Harlow (1986-1987) |
| 7. | .800 | (96-120) | Desma Thomas (1996-1997) |
| 8. | .796 | (82-103) | Elaine Harlow (1988-1989) |
| 9. | .791 | (125-158) | Maria Rivera (1986-1987) |
| 10. | .789 | (131-166) | Frances Savage (1988-1989) |



Sylvia Wilson (1979-82)

Individual Career Records

Points

| | | |
|-----|-------|--|
| 1. | 2,358 | Maria Rivera (112 games, 1984-1988) |
| 2. | 2,184 | Frances Savage (94 games, 1988-1992) |
| 3. | 1,766 | Jeannie Hebert (119 games, 1988-1992) |
| 4. | 1,724 | Octavia Blue (109 games, 1994-1998) |
| 5. | 1,713 | Sylvia Wilson (99 games, 1979-1982) |
| 6. | 1,482 | Chanivia Broussard (114 games, 2000-2004) |
| 7. | 1,462 | Kym Hope (113 games, 1995-1999) |
| 8. | 1,404 | Vicki Plowden (91 games, 1990-1993) |
| 9. | 1,308 | Robin Harmony (125 games, 1980-1984) |
| 10. | 1,284 | Desma Thomas (111 games, 1992-1994, 1995-1997) |

Scoring Average (at least two seasons) (games-points, years)

| | | |
|-----|-------------|---|
| 1. | 23.2 | Frances Savage (94-2,184, 1988-1992) |
| 2. | 21.1 | Maria Rivera (112-2,358, 1984-1988) |
| 3. | 19.4 | Cordelia Fulmore (59-1,142, 1983-1985) |
| 4. | 18.9 | Tamara James (59, 1,114, 2002-present) |
| 5. | 18.9 | Wendy Foote (62-1,174, 1974-1978) |
| 6. | 17.3 | Sylvia Wilson (99-1,713, 1979-1982) |
| 7. | 15.8 | Octavia Blue (109-1,724, 1994-1998) |
| 8. | 15.4 | Vicki Plowden (91-1,404, 1990-1993) |
| 9. | 14.8 | Jeannie Hebert (119-1,766, 1988-1992) |
| 10. | 13.0 | Chanivia Broussard (114-1,482, 2000-2004) |

Rebounds

| | | |
|-----|-------|---|
| 1. | 1,115 | Sylvia Wilson (99 games, 1979-1982) |
| 2. | 919 | Frances Savage (94 games, 1988-1992) |
| 3. | 888 | Kym Hope (113 games, 1995-1999) |
| 4. | 857 | Vicki Plowden (91 games, 1990-1993) |
| 5. | 760 | Robin Harmony (125 games, 1980-1984) |
| 6. | 694 | Hope Butler (101 games, 1984-1988) |
| 7. | 675 | Shaquana Wilkins (116 games, 2000-2004) |
| 8. | 672 | Octavia Blue (109 games, 1994-1998) |
| 9. | 583 | Chanivia Broussard (114 games, 2000-2004) |
| 10. | 580 | Jennifer Jordan (109 games, 1994-1996, 1997-1999) |

Rebounding Average (rebounds-games, years)

| | | |
|-----|------------|--|
| 1. | 11.3 | Sylvia Wilson (1,115-99, 1979-1982) |
| 2. | 10.3 | Cordelia Fulmore (690-59, 1983-1985) |
| 3. | 9.8 | Frances Savage (919-94, 1988-1992) |
| 4. | 9.4 | Vicki Plowden (857-91, 1990-1993) |
| 5. | 9.1 | Donna Mapp (489-54, 1981-1983) |
| 6. | 7.9 | Kym Hope (888-113, 1995-1999) |
| 7. | 7.4 | Joani Bowles (356-48, 1983-1985) |
| 8. | 6.9 | Hope Butler (694-101, 1984-1988) |
| 9. | 6.5 | Lisa Jones (390-60, 1988-1990) |
| 10. | 6.3 | Tamara James (373-59, 2002-present) |

Assists

| | | |
|-----|------------|---|
| 1. | 743 | Gina Graziani (111 games, 1996-2000) |
| 2. | 694 | Jeannie Hebert (119 games, 1988-1992) |
| 3. | 588 | Loretta Harvey (122 games, 1981-1984) |
| 4. | 487 | Maria Rivera (112 games, 1984-1988) |
| 5. | 445 | Robin Harmony (125 games, 1980-1984) |
| 6. | 432 | Elaine Harlow (115 games, 1986-1990) |
| 7. | 403 | Meghan Saake (118 games, 1999-2003) |
| 8. | 372 | Yalonda McCormick (77 games, 2001-present) |
| 9. | 351 | Della Wilson (86 games, 1990-1993) |
| 10. | 226 | Frances Savage (94 games, 1988-1992) |

Steals

| | | |
|----|------------|--|
| 1. | 382 | Maria Rivera (112 games, 1984-1988) |
| 2. | 358 | Meghan Saake (118 games, 1999-2003) |
| 3. | 357 | Loretta Harvey (122 games, 1981-1984) |
| 4. | 314 | Robin Harmony (125 games, 1980-1984) |
| 5. | 237 | Jeannie Hebert (119 games, 1988-1992) |
| 6. | 224 | Ronnie McGarry (117 games, 1990-1994) |
| | 224 | Elaine Harlow (115 games, 1986-1990) |
| 8. | 205 | Dottie Richardson (99 games, 1976-1977, 1978-1981) |
| 9. | 202 | Chanivia Broussard (114 games, 2000-2004) |
| | 202 | Yalonda McCormick (77 games, 2001-present) |
| | 202 | Frances Savage (94 games, 1988-1992) |

Blocked Shots

| | | |
|-----|-----|--|
| 1. | 198 | Sylvia Wilson (99 games, 1979-1982) |
| 2. | 164 | Kym Hope (113 games, 1995-1999) |
| 3. | 132 | Chanivia Broussard (114 games, 2000-2004) |
| 4. | 108 | Vicki Plowden (91 games, 1990-1993) |
| 5. | 95 | Shaquana Wilkins (116 games, 2000-2004) |
| | 95 | Meghan Saake (118 games, 1999-2003) |
| 6. | 66 | Alicia Hartlaub (117 games, 1999-2003) |
| | 66 | Martha Bodley (82 games, 1998-2002) |
| 8. | 63 | Joani Bowles (48 games, 1983-1985) |
| 9. | 58 | Desma Thomas (111 games, 1992-1994, 1995-1997) |
| 10. | 53 | Belinda Kunczt (60 games, 1989-1991) |

Field Goals Made

| | | |
|-----|-----|---|
| 1. | 891 | Maria Rivera (112 games, 1984-1988) |
| 2. | 830 | Frances Savage (94 games, 1988-1992) |
| 3. | 721 | Sylvia Wilson (99 games, 1979-1982) |
| 4. | 671 | Octavia Blue (109 games, 1994-1998) |
| 5. | 652 | Jeannie Hebert (119 games, 1988-1992) |
| 6. | 621 | Chanivia Broussard (114 games, 2000-2004) |
| 7. | 579 | Vicki Plowden (91 games, 1990-1993) |
| 8. | 575 | Robin Harmony (125 games, 1980-1984) |
| 8. | 546 | Kym Hope (113 games, 1995-1999) |
| 9. | 490 | Wendy Foote (62 games, 1974-1978) |
| 10. | 486 | Cordelia Fulmore (59 games, 1983-1985) |




Gina Graziani ended her career with 743 assists (1996-00)

Individual Career Records



Sheilla James finished her career with 134 three pointers (1998-02)



Cordelia Fulmore ended her career with a .543 field goal percentage (1983-85)

Field Goal Attempts

| | | |
|-----|-------|--|
| 1. | 1,931 | Maria Rivera (112 games, 1984-1988) |
| 2. | 1,593 | Frances Savage (94 games, 1988-1992) |
| 3. | 1,524 | Octavia Blue (109 games, 1994-1998) |
| 4. | 1,509 | Sylvia Wilson (99 games, 1979-1982) |
| 5. | 1,492 | Jeannie Hebert (119 games, 1989-1992) |
| 6. | 1,398 | Chanivia Broussard (114 games, 2000-2004) |
| 7. | 1,378 | Robin Harmony (125 games, 1980-1984) |
| 8. | 1,155 | Vicki Plowden (91 games, 1990-1993) |
| 9. | 1,152 | Desma Thomas (111 games, 1992-1994, 1995-1997) |
| 10. | 1,040 | Gwen Harris (110 games, 1981-84) |

Field Goal Percentage (500 attempts minimum)

| | | | |
|-----|-------------|------------------|--|
| 1. | .543 | (486-895) | Cordelia Fulmore (1983-1985) |
| 2. | .526 | (362-691) | Kym Hope (1995-1999) |
| 3. | .521 | (830-1,590) | Frances Savage (1988-1992) |
| 4. | .517 | (384-743) | Shaquana Wilkins (2000-2004) |
| 5. | .509 | (408-801) | Tamara James (2002-present) |
| 6. | .508 | (274-539) | Joani Bowles (1983-1985) |
| 7. | .506 | (365-722) | Jennifer Jordan (1994-1996, 1997-1999) |
| 8. | .501 | (579-1,155) | Vicki Plowden (1990-1993) |
| 9. | .500 | (481-961) | Hope Butler (1984-1988) |
| 10. | .491 | (308-630) | Jill Poorman (1979-1982) |

Three-point Field Goal Made

| | | |
|-----|-----------|---|
| 1. | 152 | Desma Thomas (111 games, 1992-1994, 1995-1997) |
| 2. | 134 | Sheilla James (100 games, 1998-2002) |
| 3. | 92 | Elaine Harlow (115 games, 1986-1990) |
| 4. | 70 | Yalonda McCormick (77 games, 2001-present) |
| 5. | 67 | Meghan Saake (118 games, 1999-2003) |
| | 67 | Shannon Drury (70 games, 1996-1999) |
| 7. | 66 | Maria Rivera (112 games, 1984-1988) |
| 8. | 58 | Tamara James (59 games, 2002-present) |
| 9. | 52 | Holly Rilinger (28 games, 1992-1993) |
| 10. | 50 | Melissa Knight (77 games, 2001-present) |

Three-point Field Goal Attempts

| | | |
|-----|------------|---|
| 1. | 463 | Desma Thomas (111 games, 1992-1994, 1995-1997) |
| 2. | 427 | Sheilla James (100 games, 1998-2002) |
| 3. | 243 | Meghan Saake (118 games, 1999-2003) |
| | 243 | Elaine Harlow (115 games, 1986-1990) |
| 5. | 208 | Shannon Drury (70 games, 1996-1999) |
| 6. | 206 | Yalonda McCormick (77 games, 2001-present) |
| 7. | 177 | Maria Rivera (112 games, 1984-1988) |
| 8. | 161 | Tamara James (59 games, 2002-present) |
| 9. | 159 | Melissa Knight (77 games, 2001-present) |
| 10. | 149 | McChelle Murray (99 games, 1994-1998) |
| 11. | 144 | Hutashi Wilson (106 games, 2000-2004) |

Individual Career Records

Three-point Field Goal Percentage (100 attempts minimum)

| | | | |
|-----------|-------------|-----------------|---|
| 1. | .379 | (92-243) | Elaine Harlow (1987-1990) |
| 2. | .377 | (43-114) | Frances Savage (1988-1992) |
| 3. | .373 | (66-177) | Maria Rivera (1987-1988) |
| 4. | .371 | (52-140) | Holly Rilinger (1992-1993) |
| 5. | .360 | (58-161) | Tamara James (2002-present) |
| 6. | .340 | (70-206) | Yalonda McCormick (2001-present) |
| 7. | .328 | (152-463) | Desma Thomas (1992-1994, 1995-1997) |
| 8. | .322 | (67-208) | Shannon Drury (1996-1999) |
| 9. | .314 | (50-159) | Melissa Knight (2001-present) |
| | .314 | (134-427) | Sheila James (1998-2002) |

Free-throws Made

| | | |
|-----|-----|---|
| 1. | 508 | Maria Rivera (112 games, 1984-1988) |
| 2. | 481 | Frances Savage (94 games, 1988-1992) |
| 3. | 437 | Jeannie Hebert (119 games, 1988-1992) |
| 4. | 369 | Kym Hope (113 games, 1995-1999) |
| 5. | 358 | Octavia Blue (109 games, 1994-1998) |
| 6. | 330 | Desma Thomas (111 games, 1992-1994, 1995-1997) |
| 7. | 320 | Jennifer Jordan (109 games, 1994-1999) |
| 8. | 271 | Sylvia Wilson (99 games, 1979-1982) |
| 9. | 248 | Cassandra Wimes (105 games, 1994-1996, 1997-1999) |
| 10. | 243 | Vicki Plowden (91 games, 1990-1993) |

Free-throw Attempts

| | | |
|-----|-----|--|
| 1. | 651 | Maria Rivera (112 games, 1984-1988) |
| 2. | 603 | Frances Savage (94 games, 1988-1992) |
| 3. | 583 | Jeannie Hebert (119 games, 1988-1992) |
| 4. | 549 | Octavia Blue (109 games, 1994-1998) |
| 5. | 498 | Kym Hope (113 games, 1995-1999) |
| 6. | 475 | Desma Thomas (111 games, 1992-1994, 1995-1997) |
| 7. | 465 | Jennifer Jordan (109 games, 1994-1999) |
| 8. | 456 | Sylvia Wilson (99 games, 1980-1982) |
| 9. | 395 | Vicki Plowden (91 games, 1990-1993) |
| 10. | 355 | Chanivia Broussard (114 games, 2000-2004) |

Free-throw Percentage (150 attempts minimum)


| | | | |
|-----------|-------------|------------------|--|
| 1. | .798 | (481-603) | Frances Savage (1988-1992) |
| 2. | .780 | (508-651) | Maria Rivera (1984-1988) |
| 3. | .761 | (213-280) | Elaine Harlow (1986-1990) |
| 4. | .762 | (240-315) | Tamara James (2002-present) |
| 5. | .750 | (437-583) | Jeannie Hebert (1988-1992) |
| 6. | .741 | (369-498) | Kym Hope (1995-1999) |
| 7. | .722 | (184-255) | Shaquana Wilkins (2000-2004) |
| 8. | .701 | (248-354) | Cassandra Wimes (1994-1996, 1997-1999) |
| 9. | .695 | (330-475) | Desma Thomas (1992-1994, 1995-1997) |
| | .695 | (146-210) | Carla Harris (1990-1993) |

Games Played

| | | |
|-----|-----|--------------------------------|
| 1. | 125 | Robin Harmony (1980-1984) |
| 2. | 122 | Loretta Harvey (1980-1984) |
| 3. | 121 | Dana Hunter (1979-1983) |
| 4. | 119 | Jeannie Hebert (1988-1992) |
| 5. | 118 | Meghan Saake (1999-2003) |
| 6. | 117 | Alicia Hartlaub (1999-2002) |
| | 117 | Ronnie McGarry (1990-1994) |
| 8. | 116 | Shaquana Wilkins (2000-2004) |
| 9. | 115 | Elaine Harlow (1986-1990) |
| 10. | 114 | Chanivia Broussard (2000-2004) |

Games Started

| | | |
|----|-----|----------------------------|
| 1. | 120 | Loretta Harvey (1980-1984) |
| 2. | 119 | Jeannie Hebert (1988-1992) |
| 3. | 118 | Meghan Saake (1999-2003) |
| | 118 | Robin Harmony (1980-1984) |
| 5. | 112 | Maria Rivera (1984-1988) |
| | 112 | Ronnie McGarry (1990-1994) |
| 7. | 107 | Octavia Blue (1994-1998) |
| | 107 | Gina Graziani (1996-2000) |
| 9. | 94 | Sylvia Wilson (1979-1982) |
| | 94 | Elaine Harlow (1986-1990) |



Robin Harmony played 125 games in her career (1980-84)



Loretta Harvey started 120 games in her career (1980-84)

Head Coach Results/Records

| Year | Overall | Conf. Finish | Postseason | Home | Away | Neutral | Coach |
|---------|---------|-----------------------|----------------|------|------|---------|------------------|
| 2003-04 | 22-7 | 11-5/4th BIG EAST | NCAA 1st Round | 12-2 | 7-3 | 3-2 | Ferne Labati |
| 2002-03 | 18-13 | 8-8/7th BIG EAST | NCAA 1st Round | 11-4 | 5-7 | 2-2 | Ferne Labati |
| 2001-02 | 19-12 | 10-6/5th BIG EAST | Women's NIT | 12-3 | 5-8 | 2-1 | Ferne Labati |
| 2000-01 | 13-15 | 6-10/T-8th BIG EAST | | 11-6 | 2-8 | 0-1 | Ferne Labati |
| 1999-00 | 14-15 | 7-9/T-6th BIG EAST | | 9-7 | 4-6 | 1-2 | Ferne Labati |
| 1998-99 | 15-14 | 9-9/T-6th BIG EAST | Women's NIT | 10-4 | 4-10 | 1-0 | Ferne Labati |
| 1997-98 | 19-10 | 13-5/2nd BIG EAST 7 | NCAA 1st Round | 12-1 | 5-8 | 2-1 | Ferne Labati |
| 1996-97 | 15-14 | 8-10/T-2nd BIG EAST 7 | — | 8-5 | 5-8 | 2-1 | Ferne Labati |
| 1995-96 | 14-13 | 9-9/T-1st BIG EAST 7 | — | 10-6 | 4-6 | 0-1 | Ferne Labati |
| 1994-95 | 11-16 | 8-10/6th BIG EAST | — | 6-7 | 5-7 | 0-2 | Ferne Labati |
| 1993-94 | 10-17 | 7-11/6th BIG EAST | — | 7-5 | 2-8 | 1-4 | Ferne Labati |
| 1992-93 | 24-7 | 15-3/1st BIG EAST | NCAA 2nd Round | 13-3 | 9-4 | 2-0 | Ferne Labati |
| 1991-92 | 30-2 | 18-0/1st BIG EAST | NCAA Sweet 16 | 17-0 | 11-1 | 2-1 | Ferne Labati |
| 1990-91 | 20-10 | 9-3/1st NSWAC | — | 9-6 | 5-4 | 6-0 | Ferne Labati |
| 1989-90 | 25-6 | — | Women's NIT | 13-1 | 8-1 | 4-4 | Ferne Labati |
| 1988-89 | 21-8 | — | NCAA 1st Round | 11-1 | 7-7 | 3-0 | Ferne Labati |
| 1987-88 | 14-13 | — | — | 7-6 | 5-7 | 2-0 | Ken Patrick* |
| 1986-87 | 15-15 | — | — | 9-6 | 3-4 | 3-5 | Lin Dunn |
| 1985-86 | 9-18 | — | — | 6-7 | 1-8 | 2-3 | Lin Dunn |
| 1984-85 | 21-7 | — | — | 16-1 | 4-4 | 1-2 | Lin Dunn |
| 1983-84 | 19-12 | — | — | 11-3 | 6-5 | 2-4 | Lin Dunn |
| 1982-83 | 14-13 | — | — | 8-5 | 3-5 | 3-3 | Lin Dunn |
| 1981-82 | 19-10 | T-3rd FAIAW | AIAW 1st Round | 11-3 | 5-4 | 3-3 | Lin Dunn |
| 1980-81 | 24-15 | 1st FAIAW | AIAW 1st Round | 17-6 | 4-7 | 3-2 | Lin Dunn |
| 1979-80 | 18-16 | T-3rd FAIAW | — | 9-7 | 7-6 | 2-3 | Lin Dunn** |
| 1978-79 | 10-13 | 5th FAIAW | — | 5-3 | 4-5 | 1-5 | Lin Dunn |
| 1977-78 | 8-8 | 5th FAIAW | — | 3-2 | 3-3 | 2-3 | E. Hutchinson |
| 1976-77 | 9-11 | T-3rd FAIAW | — | 8-3 | 1-6 | 0-2 | Shula Feuer |
| 1975-76 | 7-13 | 5th FAIAW | — | 3-4 | 2-4 | 2-5 | Shula Feuer |
| 1974-75 | 8-6 | 2nd FAIAW | — | 3-0 | 3-2 | 2-4 | Barry Schimer |
| 1973-74 | 6-3 | 5th FAIAW | — | 2-0 | 4-1 | 0-2 | Barry Schimer |
| 1972-73 | 2-6 | 5th FAIAW | — | 1-1 | 1-3 | 0-2 | Barry Schimer*** |

*Ken Patrick served as Interim Head Coach during the 1987-88 season

**First full-scholarship women's basketball team

***First year of varsity competition

| Head Coach | Overall | Pct. | Home | Away | Neutral |
|---------------|---------|------|--------|-------|---------|
| Ferne Labati | 290-179 | .618 | 171-61 | 88-96 | 21-22 |
| Ken Patrick | 14-13 | .519 | 7-6 | 5-7 | 2-0 |
| Lin Dunn | 149-119 | .556 | 92-41 | 37-48 | 20-30 |
| E. Hutchinson | 8-8 | .500 | 3-2 | 3-3 | 2-3 |
| Shula Feuer | 16-24 | .400 | 11-7 | 3-10 | 2-7 |
| Barry Schimer | 16-15 | .516 | 6-1 | 8-6 | 2-8 |

Hurricane Head Coaches



Ferne Labati
1988-present



Ken Patrick
1987-88



Lin Dunn
1978-87



Isabella Hutchinson
1977-78



Barry Schimer
1972-75

Not Pictured

Shula Feuer
1975-77

Year-By-Year Results

1972-1973

Coach: Barry Schimer

Record: 2-6 (1-1 H, 1-3 A, 0-2 N)

| | | | |
|-----|---------|---------------------|-------|
| J9 | L | MIAMI-DADE NORTH | 37-21 |
| J12 | W | at Broward Central | 36-26 |
| F8 | L | at Miami-Dade South | 56-26 |
| F13 | W | BROWARD CENTRAL | 41-25 |
| F15 | L | at Barry College | 51-45 |
| F22 | L | at Miami-Dade North | 47-36 |
| F26 | L | vs. Florida Tech* | 38-31 |
| F27 | L | vs. Florida A&M* | 55-47 |

* - FAIAW State Championship Tournament; Miami, FL

1973-1974

Coach: Barry Schimer

Record: 6-3 (2-0 H, 4-1 A, 0-2 N)

| | | | |
|-----|---------|---------------------|-------|
| J30 | W | at Broward Central | 43-27 |
| F1 | W | at Barry College | 44-41 |
| F12 | W | at Miami-Dade South | 48-47 |
| F13 | W | at Miami-Dade North | 29-23 |
| F18 | L | at Miami-Dade North | 38-36 |
| F19 | W | BARRY COLLEGE | 41-33 |
| F21 | W | BROWARD CENTRAL | 44-28 |
| F26 | L | vs. Flagler* | 74-38 |
| F27 | L | vs. Florida Tech* | 41-36 |

* - FAIAW State Championship Tournament; Miami, FL

1974-1975

Coach: Barry Schimer

Record: 8-6 (3-0 H, 3-2 A, 2-4 N)

| | | |
|---|---|-------|
| W | at Miami-Dade Downtown | 65-21 |
| W | MIADADE DOWNTOWN | 58-26 |
| L | at Flagler [^] | 62-49 |
| L | vs. Florida [^] | 58-45 |
| L | vs. Miami-Dade North [^] | 65-49 |
| W | MIAMI-DADE NORTH | 44-38 |
| W | at Broward Central | 49-19 |
| W | BROWARD CENTRAL | 61-26 |
| W | at Miami-Dade South | 60-52 |
| L | at Miami-Dade North | 54-46 |
| L | vs. Florida* | 67-32 |
| W | vs. Florida A&M* | 59-38 |
| W | vs. Florida Tech* | 53-32 |
| L | vs. Florida State* | 59-45 |

[^] - Flagler Invitational; St. Augustine, FL

* - FAIAW State Championship Tournament; Lake City, FL

1975-1976

Coach: Shula Feuer

Record: 7-13 (3-4 H, 2-4 A, 2-5 N)

| | | | |
|-----|---------|-----------------------------------|--------|
| J3 | L | MARYMACK (MO) | 63-53 |
| J14 | W | HOMESTEAD AFB | 100-20 |
| J17 | L | FLORIDA TECH | 60-57 |
| J20 | L | at Miami-Dade South | 49-40 |
| J22 | W | at Miami-Dade Downtown | 74-54 |
| J27 | L | MIAMI-DADE NORTH | 80-58 |
| J29 | W | FLORIDA INTERNATIONAL | 56-38 |
| F2 | L | at Broward Central | 69-65 |
| F3 | W | MIADADE DOWNTOWN | 71-38 |
| F6 | W | vs. South Florida [^] | 59-52 |
| F7 | L | vs. Miami-Dade South [^] | 62-60 |
| F7 | W | vs. Florida Tech [^] | 60-55 |
| F9 | L | at Florida | 103-53 |
| F11 | L | at Miami-Dade North | 64-49 |
| F17 | L | FLORIDA INTERNATIONAL | 57-50 |
| F20 | L | vs. Florida& | 83-41 |
| F21 | L | vs. Broward Central& | 91-65 |
| F23 | W | at Homestead AFB | 63-50 |
| F26 | L | vs. Florida International* | 59-57 |
| F27 | L | vs. South Florida* | 71-46 |

[^] - Flagler Invitational; St. Augustine, FL

& - Miami-Dade North CC Invitational; Miami, FL

* - FAIAW State Championship Tournament; Lake City, FL

1976-1977

Coach: Shula Feuer

Record: 9-11 (8-3 H, 1-6 A, 0-2 N)

| | | | |
|-----|---------|----------------------------|--------|
| J9 | W | MANHATTANVILLE | 48-46 |
| J13 | W | at Miami-Dade Downtown | 75-56 |
| J24 | L | at Miami-Dade North | 106-69 |
| J26 | W | MIAMI-DADE SOUTH | 42-39 |
| J28 | L | at South Florida | 59-46 |
| J29 | L | at Tampa | 50-45 |
| F1 | L | at Florida International | 57-49 |
| F4 | L | at Broward Central | 69-59 |
| F6 | W | STETSON | 74-59 |
| F7 | L | at Miami-Dade South | 56-50 |
| F8 | L | FLORIDA | 75-28 |
| F10 | W | MIADADE DOWNTOWN | 67-45 |
| F14 | W | FLORIDA INTERNATIONAL | 73-65 |
| F16 | W | BROWARD CENTRAL | 75-64 |
| F18 | L | vs. Broward Central& | 72-65 |
| F19 | L | vs. Florida International& | 52-48 |
| F22 | W | MIAMI-DADE NORTH | 75-68 |
| F24 | W | FLORIDA INTERNATIONAL* | 64-51 |
| F25 | L | FLORIDA* | 73-41 |
| F26 | L | FLORIDA INTERNATIONAL* | 66-58 |

& - Miami-Dade North CC Invitational; Miami, FL

* - FAIAW State Championship Tourn.; Coral Gables, FL

1977-1978

Coach: E. Hutchinson

Record: 8-8 (3-2 H, 3-3 A, 2-3 N)

| | | | |
|-----|---------|----------------------------|-------|
| J16 | W | at Miami-Dade New World | 63-57 |
| J20 | W | MIAMI-DADE SOUTH | 73-69 |
| J23 | W | FLORIDA INTERNATIONAL | 71-42 |
| J25 | W | at Miami-Dade North | 88-34 |
| J27 | L | SOUTH FLORIDA | 71-65 |
| J28 | L | at Florida | 84-47 |
| F1 | L | at Broward Central | 59-47 |
| F7 | L | at Miami-Dade South | 53-46 |
| F8 | W | at Florida International | 54-50 |
| F13 | W | MIADADE NEW WORLD | 67-41 |
| F17 | W | vs. Miami-Dade New World& | 54-41 |
| F18 | W | vs. Florida International& | 50-43 |
| F18 | L | vs. Miami-Dade South& | 69-59 |
| F21 | L | BROWARD CENTRAL | 70-62 |
| F23 | L | vs. Florida* | 76-55 |
| F24 | L | vs. Florida State* | 66-56 |

& - Miami-Dade North CC Invitational; Miami, FL

* - FAIAW State Championship Tournament; Tampa, FL

1978-1979

Coach: Lin Dunn

Record: 10-13 (5-3 H, 4-5 A, 1-5 N)

| | | |
|---|--|-------|
| L | at Broward Central | 77-61 |
| L | at Florida State | 79-53 |
| L | at Florida A&M | 67-37 |
| W | MIADADE NEW WORLD | 52-35 |
| W | at Tampa | 56-49 |
| L | at South Florida | 72-33 |
| W | MIAMI-DADE NORTH | 74-42 |
| L | vs. Central Florida [^] | 69-51 |
| L | vs. Stetson [^] | 66-57 |
| L | BROWARD CENTRAL | 93-82 |
| W | MIAMI-DADE SOUTH | 66-60 |
| L | FLORIDA STATE | 74-64 |
| W | FLORIDA INTERNATIONAL | 74-44 |
| L | FLORIDA A&M | 90-58 |
| L | at Stetson | 60-44 |
| W | FLORIDA INTERNATIONAL | 86-58 |
| W | at Miami-Dade North | 97-61 |
| L | vs. Broward Central& | 81-58 |
| W | vs. Miami-Dade New World& | 79-54 |
| W | at Miami-Dade North& | 86-44 |
| W | at Miami-Dade New World | 81-63 |
| L | vs. Florida State* | 73-57 |
| L | vs. South Florida* | 85-45 |

[^] - Flagler Invitational; St. Augustine, FL

& - Miami-Dade North CC Invitational; Miami, FL

* - FAIAW State Championship Tournament; Orlando, FL

1979-1980

Coach: Lin Dunn

Record: 18-16 (9-7 H, 7-6 A, 2-3 N)

| | | | |
|-----|---------|--------------------------------|--------|
| N28 | W | at Broward Central | 101-38 |
| D1 | W | MIAMI-DADE NORTH | 77-56 |
| D8 | W | at Miami-Dade North | 90-66 |
| D10 | W | at Miami-Dade New World | 98-35 |
| D11 | W | MIAMI-DADE SOUTH | 84-71 |
| D14 | L | FLORIDA STATE | 82-64 |
| D17 | L | ORAL ROBERTS | 68-58 |
| D31 | L | KANSAS | 101-62 |
| J1 | L | LAMAR | 78-56 |
| J2 | L | EDINBORO STATE | 70-62 |
| J4 | L | ALABAMA | 73-61 |
| J6 | W | UPPER IOWA | 70-39 |
| J7 | W | WEST POINT | 73-62 |
| J10 | W | MIADADE NEW WORLD | 89-54 |
| J12 | L | FLORIDA | 80-71 |
| J15 | W | FLORIDA INTERNATIONAL | 98-41 |
| J18 | L | at Florida Southern | 71-69 |
| J19 | W | at South Florida | 84-72 |
| J22 | L | at Florida State | 93-74 |
| J26 | L | vs. South Florida [^] | 81-76 |
| J27 | W | at Flagler [^] | 74-73 |
| F2 | W | SOUTH FLORIDA | 72-55 |
| F5 | W | FLORIDA INTERNATIONAL | 83-35 |
| F8 | L | at Stetson | 72-50 |
| F9 | L | at Central Florida | 75-56 |
| F12 | W | BROWARD CENTRAL | 104-35 |
| F14 | W | vs. MiaDade New World& | 85-19 |
| F15 | W | at Miami-Dade North& | 55-52 |
| F16 | W | vs. Flagler& | 64-62 |
| F18 | L | at Florida | 77-66 |
| F20 | L | vs. Florida* | 81-66 |
| F21 | W | at South Florida* | 84-77 |
| F22 | L | vs. Florida State* | 72-61 |
| F28 | L | at Miami-Dade South | 60-57 |

[^] - Flagler Invitational; St. Augustine, FL

& - Miami-Dade North CC Invitational; Miami, FL

* - FAIAW State Championship Tournament; Tampa, FL



Frances Savage (1988-92)

Year-By-Year Results

1980-1981

Coach: Lin Dunn

Record: 24-15 (17-6 H, 4-7 A, 3-2 N)

| | | | |
|-----|---|--------------------------------|--------|
| N17 | W | BROWARD CENTRAL | 87-49 |
| N21 | L | at UAB [^] | 79-63 |
| N22 | L | vs. South Alabama [^] | 74-51 |
| N24 | W | SOUTH FLORIDA | 78-60 |
| D2 | W | MIAMI-DADE SOUTH | 75-51 |
| D6 | L | at Florida State | 87-73 |
| D7 | L | at Florida A&M | 72-50 |
| D10 | W | MIAMI-DADE NEW WORLD | 82-55 |
| D15 | W | GEORGIA TECH | 86-80 |
| D28 | W | WEST VIRGINIA\$ (OT) | 89-87 |
| D29 | L | JACKSON STATES\$ | 71-45 |
| D30 | W | MIDDLE TENNESSEE\$ | 80-74 |
| J1 | W | WEST KENTUCKY% | 76-65 |
| J2 | L | DRAKE% | 101-63 |
| J4 | L | ST. JOSEPH% | 73-52 |
| J5 | L | AUBURN | 78-72 |
| J9 | W | at South Florida | 59-41 |
| J10 | L | at Florida | 84-55 |
| J16 | L | at North Carolina State | 97-50 |
| J17 | L | vs. North Carolina+ | 75-61 |
| J20 | W | BCC (forfeit) | 20 |
| J22 | W | MIAMI-DADE NORTH | 80-60 |
| J23 | L | UAB | 83-71 |
| J27 | W | FLORIDA INTERNATIONAL | 109-56 |
| J31 | L | FLORIDA STATE | 62-55 |
| F3 | L | at Miami-Dade South | 63-60 |
| F6 | W | CENTRAL FLORIDA | 86-75 |
| F7 | W | FLORIDA | 75-64 |
| F10 | W | at Miami-Dade New World | 72-57 |
| F13 | W | at Broward Central | 69-50 |
| F14 | W | STETSON | 70-58 |
| F15 | W | DAYTON | 62-58 |
| F20 | W | FLORIDA A&M | 79-47 |
| F21 | W | FLORIDA INTERNATIONAL | 84-56 |
| F23 | W | at Miami-Dade North | 58-48 |
| F26 | W | vs. South Florida# | 69-47 |
| F27 | W | vs. Florida State# | 79-70 |
| F28 | W | vs. Florida# | 65-59 |
| M5 | L | at Southern Mississippi@ | 80-75 |

[^] - UAB Invitational; Birmingham, AL

\$ - Hurricane Christmas Classic; Coral Gables, FL

% - Hurricane New Year's Classic; Coral Gables, FL

+ - at North Carolina State; Raleigh, NC

- FAIAW State Championship Tourn.; Daytona Bch., FL

@ - AIAW Region III Championships; Hattiesburg, MS

1981-1982

Coach: Lin Dunn

Record: 19-10 (11-3 H, 5-4 A, 3-3 N)

| | | | |
|-----|---|-----------------------------|--------|
| N23 | W | SOUTH FLORIDA | 87-52 |
| N27 | W | at Florida Memorial | 75-47 |
| D5 | W | FLORIDA | 87-85 |
| D12 | L | FLORIDA STATE | 77-74 |
| D15 | W | vs. Central Florida# | 66-63 |
| D17 | W | vs. Carson Newman# | 88-73 |
| D19 | L | vs. Clemson# | 74-59 |
| D29 | L | GEORGIA STATES | 63-60 |
| D30 | W | MERCERS | 68-67 |
| J2 | W | EAST CAROLINA [^] | 60-56 |
| J4 | W | AUSTIN PEAY [^] | 74-52 |
| J5 | L | EAST TENNESSEE [^] | 70-44 |
| J9 | W | HOUSTON | 64-47 |
| J11 | W | at Florida International | 78-59 |
| J15 | W | at Stetson | 95-65 |
| J16 | W | at South Florida | 60-48 |
| J20 | L | at Florida | 80-73 |
| J26 | W | FLORIDA INTERNATIONAL | 69-66 |
| J28 | W | FLORIDA MEMORIAL | 100-54 |
| J30 | W | TAMPA | 81-33 |
| F1 | W | FLORIDA A&M | 66-62 |
| F6 | W | STETSON | 75-67 |
| F13 | L | at Florida State | 66-52 |
| F15 | L | at Florida A&M | 69-64 |
| F20 | L | at Georgia | 91-51 |
| F22 | W | at Georgia State | 72-66 |
| M4 | W | vs. Stetson& | 75-60 |
| M5 | L | vs. Florida State& | 84-80 |
| M7 | L | vs. Delta State* | 81-66 |

- South Florida Invitational; Tampa, FL

\$ - Hurricane Christmas Classic; Coral Gables, FL

[^] - Hurricane New Year's Classic; Coral Gables, FL

& - FAIAW State Championship Tourn.; Daytona Bch., FL

* - AIAW Region III Championships; Tallahassee, FL

1982-1983

Coach: Lin Dunn

Record: 14-13 (8-5 H, 3-6 A, 3-2 N)

| | | | |
|-----|---|--------------------------------|-------|
| N19 | W | FLORIDA MEMORIAL | 88-40 |
| D4 | L | at Florida International | 89-73 |
| D11 | W | at South Florida | 75-63 |
| D14 | W | LAWRENCE | 74-34 |
| D15 | L | vs. Tennessee-Martin@ | 85-81 |
| D17 | L | vs. Ohio State# | 91-63 |
| D18 | W | vs. Tampa# | 77-68 |
| D19 | L | vs. Georgia State# | 83-69 |
| D28 | L | FAIRFIELD\$ | 76-71 |
| D30 | L | NEBRASKA\$ | 76-74 |
| D31 | W | PITTSBURGH\$ (2OT) | 79-75 |
| J2 | W | MILLIKIN% | 66-62 |
| J3 | W | ROBERT MORRIS% | 56-45 |
| J4 | W | WESTERN ILLINOIS% | 80-63 |
| J7 | W | vs. Georgia State [^] | 71-66 |
| J8 | W | vs. Wake Forest [^] | 81-65 |
| J14 | W | at Stetson | 77-64 |
| J17 | W | at Florida Memorial | 89-71 |
| J22 | L | at Florida A&M | 65-58 |
| J24 | L | at Central Florida | 70-60 |
| J28 | W | RICE | 87-57 |
| F5 | W | STETSON | 83-61 |
| F12 | L | at South Florida | 64-63 |
| F14 | L | at Florida | 78-64 |
| F18 | L | FLORIDA A&M (OT) | 80-78 |
| F28 | L | SOUTH CAROLINA | 66-56 |
| M2 | L | FLORIDA INTERNATIONAL | 63-53 |

@ - at Stetson; DeLand, FL

- South Florida Invitational; Tampa, FL

\$ - Hurricane Christmas Classic; Coral Gables, FL

% - Hurricane New Year's Classic; Coral Gables, FL

[^] - Stetson Hatter Classic; DeLand, FL

1983-1984

Coach: Lin Dunn

Record: 19-12 (11-3 H, 6-5 A, 2-4 N)

| | | | |
|-----|---|---------------------------------|-------|
| N18 | W | FLORIDA MEMORIAL | 76-56 |
| N25 | L | vs. North Carolina# | 77-65 |
| N26 | L | at North Carolina State | 60-54 |
| D2 | W | LAMAR | 71-62 |
| D3 | L | SOUTH CAROLINA STATE | 73-69 |
| D7 | W | SOUTH FLORIDA | 81-64 |
| D11 | L | at Florida | 78-58 |
| D17 | W | TAMPA | 82-57 |
| D28 | L | PROVIDENCES | 70-60 |
| D29 | W | AUGUSTANA\$ | 77-50 |
| D31 | W | TOLEDO\$ | 88-77 |
| J1 | W | NORTH DAKOTA STATES | 64-61 |
| J2 | W | WEST KENTUCKY\$ | 65-58 |
| J4 | W | MEMPHIS STATES | 76-73 |
| J6 | W | vs. Southwestern Louisiana% | 84-78 |
| J7 | W | at Stetson% | 89-54 |
| J13 | L | at Florida State [^] | 76-64 |
| J14 | L | vs. Temple [^] | 87-69 |
| J20 | W | at South Florida | 88-68 |
| J24 | W | FLORIDA INTERNATIONAL | 82-64 |
| J28 | W | STETSON | 79-52 |
| F2 | L | at St. John's | 79-69 |
| F4 | W | at Rutgers | 63-58 |
| F6 | L | FLORIDA | 55-53 |
| F10 | W | at Tampa | 73-64 |
| F11 | W | at Stetson | 80-62 |
| F14 | W | at Florida Memorial | 75-43 |
| F22 | L | vs. Idaho* | 68-66 |
| F24 | L | vs. Georgia State* | 88-79 |
| F26 | W | vs. Pepperdine* | 67-43 |
| M3 | L | at Florida International (2 OT) | 83-81 |

- at North Carolina State; Raleigh, NC

\$ - Miami Masonic Classic; Coral Gables, FL

% - Stetson Hatter Classic; DeLand, FL

[^] - Florida State Invitational; Tallahassee, FL

* - Alaska Northern Lights Invitational; Anchorage, AK

1984-1985

Coach: Lin Dunn

Record: 21-7 (16-1 H, 4-4 A, 1-2 N)

| | | | |
|-----|---|---------------------------|-------|
| N23 | L | vs. Arkansas# | 79-58 |
| N24 | L | vs. Eastern Kentucky# | 81-74 |
| N26 | W | vs. New Orleans\$ | 77-57 |
| N27 | L | at Memphis State\$ | 91-74 |
| D7 | W | at South Florida | 68-62 |
| D15 | W | FLORIDA STATE | 79-65 |
| D20 | W | DARTMOUTH | 62-52 |
| D27 | W | CLEVELAND STATE% | 95-48 |
| D28 | W | ST. JOHN'S% | 73-59 |
| D30 | W | MICHIGAN STATE% | 78-68 |
| D31 | W | PURDUE% | 69-64 |
| J2 | W | ST. JOSEPH'S [^] | 68-65 |
| J4 | W | MURRAY STATE [^] | 73-62 |
| J5 | W | MISSOURI [^] | 82-81 |
| J8 | W | FORDHAM | 92-73 |
| J11 | W | LAMAR | 89-54 |
| J14 | L | at Florida | 85-68 |
| J16 | L | LOUISIANA STATE | 67-62 |
| J21 | W | at Stetson | 68-58 |
| J25 | W | SOUTH FLORIDA | 91-65 |
| F7 | L | at Florida International | 73-72 |
| F9 | W | at Texas A&M | 75-62 |
| F11 | L | at Houston | 83-68 |
| F16 | W | STETSON | 77-46 |
| F18 | W | FLORIDA | 68-53 |
| F25 | W | at Florida State | 74-67 |
| F26 | W | EVANSVILLE | 61-60 |
| M4 | W | FLORIDA INTERNATIONAL | 81-73 |

- Sunshine State Classic; Orlando, FL

\$ - Memphis Classic; Memphis, TN

% - Women's Court Christmas Classic; Coral Gables, FL

[^] - Women's Court New Year's Classic; Coral Gables, FL

Year-By-Year Results

1985-1986

Coach: Lin Dunn

Record: 9-18 (6-7 H, 1-8 A, 2-3 N)

| | | | | |
|-----|-------|---|-----------------------|--------|
| N29 | | L | vs. Iowa* | 83-63 |
| N30 | | W | vs. Baylor* | 64-55 |
| D4 | | W | CENTRAL FLORIDA | 62-61 |
| D6 | | L | GRAMBLING STATE | 81-75 |
| D13 | | W | vs. Brigham Young# | 78-74 |
| D14 | | L | at Illinois# | 73-47 |
| D17 | | W | MERCER | 71-57 |
| D19 | | L | EAST CAROLINA | 58-43 |
| D29 | | W | SAN DIEGO STATE@ | 88-51 |
| D30 | | L | NORTHEAST LOUISIANA@ | 88-62 |
| D31 | | L | MISSISSIPPI@ | 79-61 |
| J3 | | L | FAIRFIELD% | 71-68 |
| J4 | | W | DAYTON% | 76-62 |
| J5 | | L | NOTRE DAME% | 59-53 |
| J10 | | L | vs. Louisiana State\$ | 94-54 |
| J11 | | L | vs. Rhode Island\$ | 66-65 |
| J13 | | L | at Old Dominion | 86-64 |
| J15 | | L | at Florida | 79-58 |
| J25 | | L | at Louisiana Tech | 81-40 |
| J27 | | L | at Auburn | 92-46 |
| F8 | | L | at Kentucky | 108-53 |
| F10 | | L | at Iowa | 75-46 |
| F15 | | W | at South Florida | 82-59 |
| F17 | | L | at #1 Texas | 112-43 |
| F24 | | W | FLORIDA | 70-45 |
| M1 | | W | SOUTH FLORIDA | 53-48 |
| M4 | | L | FLORIDA INTERNATIONAL | 81-52 |

*Louisiana State Classic; Baton Rouge, LA

@Illini Classic; Champaign, IL

@Orange Bowl/Burger King Invitational; Coral Gables, FL

%Burger King Classic; Coral Gables, FL

\$Lady Pirate Classic; Greenville, NC

1986-1987

Coach: Lin Dunn

Record: 15-15 (9-6 H, 3-4 A, 3-5 N)

| | | | | |
|-----|-------|---|-------------------------|-------|
| N28 | | W | vs. Monmouth* | 82-73 |
| N29 | | L | vs. Purdue* | 69-68 |
| D4 | | W | GRAMBLING STATE | 67-65 |
| D6 | | L | KENTUCKY | 71-55 |
| D13 | | L | at Florida | 81-73 |
| D15 | | L | FLORIDA STATE | 75-74 |
| D19 | | L | at Michigan State# | 63-52 |
| D20 | | L | vs. Brigham Young# | 82-80 |
| D22 | | W | MINNESOTA | 77-64 |
| D27 | | L | OHIO STATE@ | 79-75 |
| D28 | | W | TEMPLE@ | 77-70 |
| D29 | | L | NORTH CAROLINA@ | 89-71 |
| J2 | | W | vs. Holy Cross% | 83-76 |
| J3 | | L | vs. Auburn% | 98-55 |
| J4 | | L | vs. Maryland% | 84-64 |
| J14 | | W | MID-EASTERN SHORE | 82-61 |
| J17 | | L | at South Florida | 84-62 |
| J21 | | W | STETSON | 77-65 |
| J29 | | W | at Florida State | 80-73 |
| F7 | | W | at Notre Dame | 62-61 |
| F9 | | L | at Northern Illinois | 77-72 |
| F14 | | W | SOUTH FLORIDA | 80-61 |
| F18 | | L | FLORIDA INTERNATIONAL | 78-71 |
| F22 | | W | FLORIDA | 78-66 |
| F27 | | L | vs. Mississippi State\$ | 81-67 |
| F28 | | W | vs. Gonzaga\$ | 79-52 |
| M1 | | W | at Alaska Anchorage\$ | 71-62 |
| M5 | | L | LOUISIANA TECH | 76-58 |
| M7 | | W | TULANE | 76-72 |
| M9 | | W | FLORIDA ATLANTIC | 59-43 |

*FIU Thanksgiving Classic; Miami, FL

#Michigan State Christmas Tournament; East Lansing, MI

@Burger King/Orange Bowl Invitational; Coral Gables, FL

%Miami Burger King Classic; Miami, FL

\$Northern Lights Invitational; Anchorage, AK

1987-1988

Coach: Ken Patrick (interim)

Record: 14-13 (7-6 H, 5-7 A, 2-0 N)

| | | | | |
|-----|-------|---|--------------------------|--------|
| N27 | | W | vs. Howard# | 81-58 |
| N28 | | L | at Minnesota# | 76-72 |
| D1 | | W | BETHUNE COOKMAN | 90-55 |
| D12 | | W | at Florida | 69-68 |
| D19 | | W | FLORIDA | 84-75 |
| D21 | | W | vs. Mercer+ | 93-62 |
| D28 | | L | VIRGINIA% | 78-69 |
| D29 | | L | AUBURN% | 96-48 |
| D30 | | L | ILLINOIS% | 85-83 |
| J7 | | L | NOTRE DAME | 83-68 |
| J9 | | L | OLD DOMINION | 93-79 |
| J11 | | W | FLORIDA A&M | 104-86 |
| J13 | | L | at Maine | 76-56 |
| J20 | | W | at Central Florida | 93-82 |
| J27 | | L | at Arizona | 78-71 |
| J28 | | L | at Arizona State | 78-74 |
| J31 | | W | SOUTH FLORIDA | 82-71 |
| F4 | | L | at Florida A&M | 89-88 |
| F6 | | W | NORTHERN ILLINOIS | 88-80 |
| F8 | | W | at Stetson | 67-63 |
| F13 | | W | FLORIDA INTERNATIONAL | 69-79 |
| F15 | | W | FLORIDA ATLANTIC | 87-66 |
| F20 | | L | at Bethune Cookman | 80-72 |
| F23 | | L | at Florida International | 79-70 |
| F25 | | W | CENTRAL FLORIDA | 103-87 |
| F29 | | W | at North Carolina | 75-69 |
| M6 | | W | at South Florida | 76-60 |

#Minnesota Dial Classic; Minneapolis, MN

+at Coral Springs, FL

%Burger King/Orange Bowl Invitational; Coral Gables, FL

1988-1989

Coach: Ferne Labati

Record: 21-8 (11-1 H, 7-7 A, 3-0 N)

NCAA Tournament 1st Round

| | | | | |
|-----|-------|---|---------------------------|------------|
| N25 | | W | vs. S.W. Missouri State* | 90-71 |
| N26 | | W | vs. Florida State* | 96-85 |
| D2 | | L | at Houston# | (OT) 81-76 |
| D3 | | W | vs. Northwestern St.(La)# | 92-89 |
| D6 | | W | at Bethune Cookman | 77-65 |
| D11 | | W | FLORIDA STATE | 88-79 |
| D19 | | W | FLORIDA A&M | 103-64 |
| D29 | | W | OKLAHOMA\$ | 69-66 |
| D30 | | L | SYRACUSE\$ | 78-62 |
| J4 | | L | at Purdue | 79-65 |
| J8 | | W | at Detroit | 74-61 |
| J9 | | W | at Toledo | 66-52 |
| J11 | | W | at Louisville | 59-58 |
| J14 | | W | SOUTH FLORIDA | 77-74 |
| J16 | | L | at Florida | 75-61 |
| J21 | | W | at Florida A&M | 73-66 |
| J24 | | W | FLORIDA% | 75-67 |
| J28 | | L | at Rutgers | 97-64 |
| J31 | | W | FLORIDA INTERNATIONAL | 83-76 |
| F2 | | W | at Mercer | 75-47 |
| F4 | | L | at Auburn | 73-44 |
| F6 | | W | BARRY | 85-36 |
| F11 | | W | CENTRAL FLORIDA | 94-69 |
| F13 | | W | STETSON | 69-63 |
| F18 | | W | FLORIDA ATLANTIC | 94-77 |
| F22 | | W | BETHUNE COOKMAN | 72-55 |
| F24 | | W | at Florida International | 100-85 |
| M4 | | L | at South Florida | 85-82 |
| M15 | | L | at Oklahoma State! | 93-69 |

*Lady Sunshine Tournament

#Lady Cougar Classic; Houston, TX

\$Burger King/Pepsi Classic; Coral Gables, FL

%at Miami Arena

!NCAA Tournament 1st Round; Stillwater, OK

1989-1990

Coach: Ferne Labati

Record: 25-6 (13-1 H, 8-1 A, 4-4 N)

NWIT Postseason Tournament

| | | | | |
|-----|-------|---|--------------------------|-------|
| N29 | | W | FLORIDA | 76-61 |
| D1 | | W | NIAGARA\$ | 88-52 |
| D2 | | W | ARIZONA\$ | 85-65 |
| D6 | | W | at Florida A&M | 77-70 |
| D8 | | W | vs. Temple% | 79-73 |
| D9 | | L | vs. Kentucky% | 80-71 |
| D16 | | W | ILLINOIS-CHICAGO | 70-41 |
| D27 | | W | CLEVELAND STATE* | 81-53 |
| D28 | | W | MICHIGAN* | 72-64 |
| D29 | | L | WASHINGTON* | 85-68 |
| J3 | | W | vs. Dist. of Columbia@ | 79-47 |
| J4 | | W | vs. James Madison@ | 72-53 |
| J5 | | L | vs. Stephen F. Austin@ | 69-62 |
| J9 | | W | at Massachusetts | 76-58 |
| J11 | | W | at Boston University | 87-69 |
| J13 | | W | at Stetson | 88-69 |
| J16 | | W | at Florida | 85-73 |
| J18 | | W | at South Florida | 89-72 |
| J22 | | W | FLORIDA A&M | 90-56 |
| J25 | | W | at Bethune Cookman | 76-26 |
| F1 | | W | FLORIDA INTERNATIONAL | 71-64 |
| F5 | | W | BETHUNE COOKMAN | 76-43 |
| F9 | | W | MISSOURI-KC | 70-58 |
| F10 | | W | CENTRAL FLORIDA | 96-74 |
| F17 | | L | at Florida State | 95-66 |
| F19 | | W | MERCER | 84-62 |
| F23 | | W | at Florida International | 94-76 |
| M3 | | W | SOUTH FLORIDA | 72-59 |
| M22 | | W | vs. Illinois State# | 85-83 |
| M23 | | L | vs. Kentucky# | 80-68 |
| M24 | | L | vs. UNC-Charlotte# | 82-80 |

\$-Hurricane Tip-Off Classic; Coral Gables, FL

%Felpausch/MSU Holiday Classic; East Lansing, MI

*Burger King Classic; Coral Gables, FL

@FIU Sun and Fun Classic; Miami, FL

#National Women's Invitational Tournament; Amarillo, TX

1990-1991

Coach: Ferne Labati

Record: 20-10 (9-6 H, 5-4 A, 6-0 N)

NSWAC - 9-3/Tournament Champions

FIU Fun & Sun Tournament Champions

| | | | | |
|-----|-------|---|----------------------------|--------|
| N23 | | W | at W. Michigan | 94-72 |
| N25 | | L | at Purdue | 86-56 |
| D4 | | W | at Georgia State* | 85-60 |
| D8 | | L | RUTGERS | 67-57 |
| D14 | | W | TEXAS SOUTHERN | 73-65 |
| D15 | | L | TOLEDO | 59-58 |
| D19 | | L | FLORIDA STATE | 76-62 |
| D27 | | W | SYRACUSE# | 68-53 |
| D28 | | L | KANSAS# | 76-48 |
| D29 | | L | MICHIGAN STATE# | 79-73 |
| J2 | | W | vs. Oklahoma State% | 74-71 |
| J3 | | W | vs. Mississippi% | 66-64 |
| J4 | | W | vs. Murray State% | 82-60 |
| J9 | | L | at Missouri-KC | 53-44 |
| J12 | | W | STETSON* | 112-74 |
| J17 | | L | at Florida A&M* | 73-65 |
| J19 | | W | at Georgia Southern* | 86-79 |
| J24 | | W | GEORGIA STATE* | 68-49 |
| J26 | | L | MERCER* (OT) | 86-83 |
| J31 | | W | GEORGIA SOUTHERN* | 89-66 |
| F2 | | W | FLORIDA A&M* | 78-71 |
| F5 | | W | at Florida International* | 74-64 |
| F9 | | W | HOWARD | 78-58 |
| F14 | | L | at Mercer* | 80-71 |
| F16 | | W | PORTLAND STATE | 84-63 |
| F20 | | W | at Stetson* | 77-63 |
| M2 | | W | FLORIDA INTERNATIONAL* | 79-54 |
| M7 | | W | vs. Stetson! | 98-77 |
| M8 | | W | vs. Florida International! | 75-55 |
| M9 | | W | vs. Florida A&M! | 73-44 |

!New South Women's Athletic Conference Tournament

#Pepsi/Church's Holiday Classic; Coral Gables, FL

%Florida International Sun and Fun Classic; Miami, FL

*-New South Women's Athletic Conference game

Year-By-Year Results

1991-1992

Coach: Ferne Labati
Record: 30-2 (17-0 H, 11-1 A, 2-1 N)
BIG EAST - 18-0
BIG EAST Regular Season Champion
(First undefeated season in league history)
BIG EAST Tournament Champion
NCAA Sweet Sixteen

| | | | |
|-----|---|------------------------|------------|
| N23 | L | at Florida State | (OT) 71-69 |
| D1 | W | FLORIDA | 95-75 |
| D8 | W | at Rutgers | 72-53 |
| D13 | W | TEXAS SOUTHERN | 85-48 |
| D19 | W | No. 10 PURDUE | 65-63 |
| D22 | W | HARVARD | 87-62 |
| D28 | W | Cleveland State# | 91-59 |
| D29 | W | Florida International# | 78-53 |
| D30 | W | Georgia Tech# | 78-63 |
| J3 | W | at Boston College* | 78-59 |
| J5 | W | at Seton Hall* | 76-54 |
| J8 | W | GEORGETOWN* | 89-51 |
| J11 | W | at Pittsburgh* | 73-54 |
| J13 | W | at Providence* | 87-83 |
| J17 | W | No. 22 CONNECTICUT* | 70-66 |
| J21 | W | SYRACUSE* | 74-52 |
| J23 | W | at St. John's* | 58-57 |
| J26 | W | at Villanova* | 75-50 |
| F1 | W | BOSTON COLLEGE* | 79-60 |
| F5 | W | SETON HALL* | 68-46 |
| F8 | W | at Georgetown* | 83-76 |
| F11 | W | PITTSBURGH* | 79-64 |
| F16 | W | PROVIDENCE* | 95-69 |
| F21 | W | at Connecticut* | 75-59 |
| F23 | W | at Syracuse* | 79-66 |
| F26 | W | ST. JOHN'S* | 85-63 |
| M1 | W | VILLANOVA* | 84-67 |
| M7 | W | vs. Seton Hall& | 76-62 |
| M8 | W | vs. Providence& | 82-70 |
| M9 | W | at Connecticut& | 56-47 |
| M21 | W | NORTH CAROLINA^ | 86-72 |
| M26 | L | vs. Vanderbilt^^ | 77-67 |

#Pepsi/Church's Holiday Classic; Coral Gables, FL
 *BIG EAST Conference game
 &-BIG EAST Conference Tournament; Storrs, CT
 ^-NCAA Tournament 2nd Round; Coral Gables, FL
 ^^NCAA East Regional Semifinal; Charlottesville, VA



Octavia Blue (1994-98)

1992-1993

Coach: Ferne Labati
Record: 24-7 (13-3 H, 8-4 A, 2-0 N)
BIG EAST - 15-3
BIG EAST Regular Season Champion
BIG EAST Tournament Champion
NCAA Tournament 2nd Round

| | | | |
|-------|---|--------------------------|-------------|
| 12/6 | W | FLORIDA ATLANTIC | 94-37 |
| 12/13 | W | at Florida International | 80-58 |
| 12/18 | W | TEXAS SOUTHERN | 98-41 |
| 12/19 | L | FLORIDA STATE | 64-61 |
| 12/28 | W | BUCKNELL! | 74-54 |
| 12/29 | W | APPALACHIAN STATE! | 80-63 |
| 12/30 | L | TEXAS TECH! | (OT) 75-74 |
| 1/3 | L | at Seton Hall* | 73-59 |
| 1/5 | W | at Providence* | 64-52 |
| 1/9 | W | GEORGETOWN* | 62-55 |
| 1/15 | W | at Connecticut* | 69-66 |
| 1/17 | W | at Syracuse* | 65-53 |
| 1/21 | W | VILLANOVA* | 64-53 |
| 1/24 | L | ST. JOHN'S* | 65-59 |
| 1/29 | W | at Pittsburgh* | 55-50 |
| 1/31 | W | at Boston College* | 80-67 |
| 2/3 | W | SYRACUSE* | 60-40 |
| 2/6 | W | PROVIDENCE* | 85-65 |
| 2/9 | L | at Georgetown* | (3OT) 90-88 |
| 2/11 | L | at Maryland | 67-57 |
| 2/14 | W | CONNECTICUT* | 69-51 |
| 2/16 | W | BOSTON COLLEGE* | 84-55 |
| 2/20 | W | at Villanova* | 57-52 |
| 2/22 | W | at St. John's* | 84-68 |
| 2/27 | W | SETON HALL* | 72-60 |
| 3/1 | W | PITTSBURGH* | 77-65 |
| 3/6 | W | vs St. John's# | 84-61 |
| 3/7 | W | vs Villanova# | 67-49 |
| 3/8 | W | at Providence# | 76-55 |
| 3/17 | W | ST. PETER'S^ | 61-44 |
| 3/20 | L | at Western Kentucky^^ | 78-63 |

!Church's Holiday Classic; Coral Gables, FL
 *BIG EAST Conference game
 #BIG EAST Tournament; Providence, RI
 ^-NCAA Tournament 1st Round; Coral Gables, FL
 ^^NCAA Tournament 2nd Round; Bowling Green, KY

1993-1994

Coach: Ferne Labati
Record: 10-17 (7-5 H, 2-8 A, 1-4 N)
BIG EAST - 7-11/6th place

| | | | |
|-----|---|------------------------|--------------|
| N27 | L | vs. Wake Forest! | 74-65 |
| N28 | L | vs. South Carolina! | 71-68 |
| D3 | W | vs. Dayton% | 67-53 |
| D4 | L | vs. Rhode Island% | 56-54 |
| D11 | W | GEORGETOWN* | 67-59 |
| D18 | W | VALPARAISO | 77-59 |
| D28 | W | FLORIDA ATLANTIC+ | 90-69 |
| D30 | L | FLORIDA INTERNATIONAL+ | 75-56 |
| J3 | L | at Providence* | 78-62 |
| J6 | W | VILLANOVA* | 64-40 |
| J9 | L | at Pittsburgh* | 71-66 |
| J13 | L | at Seton Hall* | 93-50 |
| J15 | W | at St. John's* | (OT) 80-72 |
| J19 | W | SYRACUSE* | (2 OT) 62-59 |
| J23 | L | at Connecticut* | 87-46 |
| J25 | L | at Boston College* | 80-71 |
| J27 | L | at Florida | 59-50 |
| J30 | L | ST. JOHN'S* | 68-67 |
| F2 | L | PITTSBURGH* | 59-53 |
| F6 | W | at Villanova* | 64-60 |
| F10 | L | SETON HALL* | 82-46 |
| F13 | L | CONNECTICUT* | 60-48 |
| F17 | L | at Georgetown* | 81-60 |
| F20 | L | at Syracuse* | 58-41 |
| F23 | W | PROVIDENCE* | 65-63 |
| F26 | W | BOSTON COLLEGE* | 75-72 |
| M5 | L | vs. Pittsburgh# | 70-60 |

!Old Dominion/Dial Classic; Norfolk, VA
 %Florida State/Dial Classic; Tallahassee, FL
 *BIG EAST Conference game
 +Church's Holiday Classic; Coral Gables, FL
 #BIG EAST Conference Tournament; Storrs, CT

1994-1995

Coach: Ferne Labati
Record: 11-16 (6-7 H, 5-7 A, 0-2 N)
BIG EAST - 8-10/6th place

| | | | |
|-----|---|--------------------------|-------|
| N27 | W | FAIRFIELD | 81-71 |
| N29 | W | at Florida Atlantic | 90-81 |
| D2 | L | vs. Florida^ | 84-63 |
| D3 | L | vs. South Florida^ | 74-65 |
| D6 | L | at Florida International | 77-62 |
| D17 | W | LIU-BROOKLYN | 74-59 |
| D22 | L | at Seton Hall* | 72-44 |
| D28 | L | GRAMBLING ST.! | 98-75 |
| D29 | L | AUBURN! | 73-43 |
| J2 | W | BOSTON COLLEGE* | 80-45 |
| J4 | L | at Villanova* | 64-51 |
| J7 | L | at Pittsburgh* | 73-61 |
| J11 | W | at Georgetown* | 72-66 |
| J14 | L | ST. JOHN'S* | 73-63 |
| J18 | W | at Syracuse* | 65-54 |
| J21 | W | PROVIDENCE* | 80-78 |
| J24 | L | #1 CONNECTICUT* | 92-51 |
| J28 | W | at Boston College* | 73-67 |
| F1 | W | PITTSBURGH* | 54-50 |
| F5 | L | VILLANOVA* | 72-59 |
| F9 | L | at #1 Connecticut* | 85-48 |
| F11 | W | at St. John's* | 60-56 |
| F15 | L | GEORGETOWN* | 65-63 |
| F18 | W | SYRACUSE* | 67-65 |
| F21 | L | SETON HALL* | 82-65 |
| F25 | L | at Providence* | 76-72 |
| M4 | L | at Seton Hall\$ | 66-50 |

^Florida Four Challenge; Tallahassee, FL
 *BIG EAST Conference game
 !Church's Chicken Holiday Classic; Coral Gables, FL
 \$BIG EAST Conference Tournament; South Orange, NJ

1995-1996

Coach: Ferne Labati
Record: 14-13 (10-6 H, 4-6 A, 0-1 N)
BIG EAST - 9-9
BIG EAST Co-Champion

| | | | |
|-----|---|-----------------------|-------|
| N24 | W | MANHATTAN% | 74-66 |
| N28 | L | at Houston | 80-72 |
| D1 | W | SOUTH FLORIDA^ | 73-68 |
| D2 | L | FLORIDA^ | 71-70 |
| D16 | W | FLORIDA INTERNATIONAL | 77-62 |
| D20 | W | SO. ILLINOIS | 70-61 |
| D22 | W | at Pittsburgh* | 72-44 |
| D28 | L | DETROIT MERCY! | 78-77 |
| D30 | W | FLORIDA ATLANTIC! | 93-54 |
| J4 | L | at Providence* | 81-60 |
| J7 | L | VILLANOVA* | 59-53 |
| J10 | L | CONNECTICUT* | 79-52 |
| J13 | L | at Seton Hall* | 69-62 |
| J17 | W | RUTGERS* | 58-45 |
| J20 | L | at Syracuse* | 69-60 |
| J22 | W | at Boston College* | 60-59 |
| J25 | W | WEST VIRGINIA* | 77-58 |
| J27 | L | NOTRE DAME* | 67-50 |
| F31 | W | PROVIDENCE* | 74-73 |
| F3 | W | at St. John's* | 62-54 |
| F8 | W | at West Virginia* | 88-69 |
| F10 | W | at Villanova* | 51-47 |
| F14 | L | GEORGETOWN* | 71-69 |
| F17 | W | SYRACUSE* | 84-60 |
| F20 | L | Notre Dame* | 86-70 |
| F27 | W | SETON HALL* | 67-60 |
| M2 | L | vs. Pittsburgh\$ | 52-49 |

%at Miami Arena
 ^Florida Four Challenge; Coral Gables, FL
 *BIG EAST Conference game
 !Church's Chicken Holiday Classic; Coral Gables, FL
 \$BIG EAST Conference Tournament; Storrs, CT

Year-By-Year Results

1996-1997

Coach: Ferne Labati
Record: 15-14 (8-5 H, 5-8 A, 2-1 N)
BIG EAST - 8-10/T-2nd BE 7

| | | | |
|-----|-------------------|--------------------------|-------|
| N22 | L | vs. Florida# | 65-58 |
| N23 | W | at South Florida# | 58-30 |
| N26 | W | FLORIDA ATLANTIC | 74-53 |
| D1 | L | at Old Dominion | 94-55 |
| D4 | L | at St. John's* | 61-44 |
| D8 | L | RUTGERS* | 57-44 |
| D14 | W | at Florida International | 55-49 |
| D19 | W | ORAL ROBERTS | 69-49 |
| D27 | W | BUTLER! | 70-55 |
| D29 | L | ALABAMA! | 73-43 |
| J2 | L | BOSTON COLLEGE* | 66-48 |
| J6 | L | at Pittsburgh* | 64-59 |
| J9 | L | CONNECTICUT* | 69-51 |
| J12 | W | at Providence* | 60-56 |
| J15 | L | Georgetown* | 62-55 |
| J19 | W | SETON HALL* | 79-67 |
| J22 | L | at West Virginia* | 75-70 |
| J25 | W | ST. JOHN'S* | 71-48 |
| J29 | L | NOTRE DAME* | 72-71 |
| F2 | W | VILLANOVA* | 71-56 |
| F5 | W | at Rutgers* | 49-41 |
| F12 | W | PITTSBURGH* | 89-61 |
| F16 | L | at Connecticut* | 86-59 |
| F19 | L | at Boston College* | 67-55 |
| F22 | W | at Syracuse* | 64-53 |
| F25 | W | GEORGETOWN* | 62-58 |
| M1 | W | vs. Pittsburgh& | 64-50 |
| M2 | W | vs. Boston College& | 63-48 |
| M3 | L | at Connecticut& | 98-71 |

#Dial Classic; Tampa, FL
 *BIG EAST Conference game
 !UM Holiday Classic, Coral Gables, FL
 &BIG EAST Conference Tournament, Storrs, CT

1997-1998

Coach: Ferne Labati
Record: 19-10 (12-1 H, 5-8 A, 2-1 N)
BIG EAST - 13-5/2nd BE 7

| | | | |
|------|-------------------|-----------------------|--------|
| N216 | W | FAIRFIELD | 87-66 |
| N20 | W | South Florida! | 55-52 |
| N21 | L | at Florida! | 70-51 |
| N25 | W | at Florida Atlantic | 105-84 |
| D6 | W | PROVIDENCE* | 97-70 |
| D14 | L | FLORIDA INTERNATIONAL | 81-60 |
| D20 | L | at Oklahoma | 67-62 |
| D27 | W | DELAWARE STATE# | 105-62 |
| D28 | W | MAINE# | 91-78 |
| D31 | W | WEST VIRGINIA* (OT) | 74-72 |
| J3 | W | at Seton Hall* | 70-66 |
| J6 | L | at Syracuse* | 87-75 |
| J8 | L | at Notre Dame* | 75-47 |
| J10 | W | BOSTON COLLEGE* | 85-79 |
| J14 | L | at Villanova* (OT) | 68-67 |
| J17 | W | ST. JOHN'S* | 72-60 |
| J24 | W | PITTSBURGH* | 72-55 |
| J28 | L | at Rutgers* | 77-65 |
| J31 | W | at Georgetown* | 81-74 |
| F3 | W | NOTRE DAME* | 77-76 |
| F7 | W | SYRACUSE* | 58-56 |
| F10 | W | at Providence* | 90-79 |
| F13 | L | at Connecticut* | 80-60 |
| F18 | W | SETON HALL* | 73-66 |
| F21 | W | VILLANOVA* | 67-64 |
| F24 | W | at West Virginia* | 90-69 |
| M1 | W | vs. Georgetown& | 81-66 |
| M2 | L | at Rutgers& | 81-62 |
| M14 | L | vs. Clemson% | 60-49 |

!Dial Classic/Florida Four Challenge; Gainesville, FL
 *BIG EAST Conference game
 #UM Holiday Classic; Coral Gables, FL
 &BIG EAST Conference Tournament; Piscataway, NJ
 %NCAA Tournament 1st Round; Ruston, LA

1998-1999

Coach: Ferne Labati
Record: 15-14 (10-4 H, 4-10 A, 1-0 N)
BIG EAST Record: 9-9/T-6th

| | | | |
|-----|-------------------|--------------------------|------------|
| N18 | W | at Florida International | 67-65 |
| N22 | L | at Tulane | 63-56 |
| N24 | L | at Florida | 85-69 |
| D1 | W | COPPIN STATE | 97-68 |
| D5 | W | BOSTON COLLEGE* | 65-57 |
| D8 | W | SYRACUSE* | 68-52 |
| D12 | W | HAMPTON | 84-52 |
| D16 | W | FLORIDA ATLANTIC | 91-57 |
| D19 | W | OKLAHOMA | 62-60 |
| D30 | L | at St. John's* | (OT) 76-72 |
| J2 | W | PITTSBURGH* | 75-60 |
| J5 | L | at Rutgers* | 68-54 |
| J7 | L | WESTERN KENTUCKY | 75-61 |
| J10 | L | at Pittsburgh* | 63-61 |
| J13 | W | PROVIDENCE* | 85-63 |
| J16 | W | No. 21 Boston College* | 66-53 |
| J20 | L | at Connecticut* | 89-55 |
| J23 | L | at Villanova* | 56-54 |
| J26 | L | GEORGETOWN* | 69-51 |
| F3 | W | WEST VIRGINIA* | 98-73 |
| F6 | L | CONNECTICUT* | 88-66 |
| F10 | L | RUTGERS* | 66-57 |
| F13 | W | at Georgetown* | 81-62 |
| F17 | W | at Seton Hall* | 66-52 |
| F20 | W | ST. JOHN'S* | 83-51 |
| F23 | L | at Notre Dame* | 89-62 |
| F27 | W | vs West Virginia& | 86-69 |
| F28 | L | at Rutgers& | 79-53 |
| M12 | L | at Rice% | 65-58 |

*BIG EAST Conference game
 &BIG EAST Conference Tournament; Piscataway, NJ
 %Women's NIT 1st Round; Houston, TX

1999-2000

Coach: Ferne Labati
Record: 14-15 (9-7 H, 4-6 A, 1-2 N)
BIG EAST Record: 7-9/T-6th

| | | | |
|-----|-------------------|-----------------------|-------|
| N21 | W | FURMAN | 88-46 |
| N24 | W | EASTERN KENTUCKY | 83-66 |
| N28 | L | TULANE | 75-66 |
| D1 | L | FLORIDA | 85-77 |
| D4 | W | FLORIDA INTERNATIONAL | 76-61 |
| D11 | W | Florida Atlantic | 89-73 |
| D19 | L | NC State# | 80-60 |
| D28 | W | BROWN@ | 79-62 |
| D29 | L | SOUTHERN METHODIST@ | 76-55 |
| J2 | W | TEMPLE | 64-44 |
| J5 | L | Rutgers* | 65-45 |
| J8 | W | St. John's* | 68-47 |
| J11 | L | Western Kentucky | 75-68 |
| J15 | W | SETON HALL* | 64-60 |
| J19 | L | GEORGETOWN* | 63-61 |
| J22 | L | NOTRE DAME* | 76-54 |
| J26 | L | Villanova* | 44-34 |
| J29 | L | CONNECTICUT* | 84-36 |
| F2 | L | BOSTON COLLEGE* | 66-55 |
| F5 | W | West Virginia* | 70-50 |
| F8 | L | Connecticut* | 93-46 |
| F12 | W | Providence* | 71-66 |
| F15 | W | WEST VIRGINIA* | 77-55 |
| F19 | L | Georgetown* | 66-61 |
| F22 | L | Notre Dame* | 83-68 |
| F26 | W | SYRACUSE* | 66-64 |
| F29 | W | PITTSBURGH* | 80-60 |
| M4 | W | Seton Hall& | 69-42 |
| M5 | L | Notre Dame& | 67-52 |


*BIG EAST Conference game
 #Orange Bowl Classic
 @Hurricane Holiday Classic
 &BIG EAST Conference Tournament; Storrs, CT

2000-2001

Coach: Ferne Labati
Record: 13-15 (11-6 H, 2-8 A, 0-1 N)
BIG EAST Record: 6-10/T-8th

| | | | |
|-----|-------------------|--------------------------|------------|
| N20 | W | FLORIDA ATLANTIC | 87-50 |
| N24 | L | at Northwestern | 56-48 |
| D2 | W | ST. BONAVENTURE | 71-51 |
| D5 | L | CONNECTICUT* | 77-53 |
| D9 | L | at Florida International | 78-48 |
| D16 | W | SOUTH FLORIDA | 73-51 |
| D19 | W | KENTUCKY | 74-59 |
| D22 | L | FAIRFIELD | 67-55 |
| D28 | W | NEW HAMPSHIRE@ | 70-61 |
| D29 | W | WESTERN MICHIGAN@ | 64-51 |
| J2 | W | RADFORD | 83-48 |
| J7 | L | at Virginia Tech* | 64-51 |
| J10 | W | at Boston College* | 65-59 |
| J13 | W | at St. John's* | 67-51 |
| J17 | L | PROVIDENCE* | 77-60 |
| J21 | L | WESTERN KENTUCKY | (OT) 82-75 |
| J23 | L | at Connecticut* | 81-45 |
| J27 | L | RUTGERS* | 39-37 |
| J30 | L | at Pittsburgh* | 84-74 |
| F3 | W | GEORGETOWN* | 52-46 |
| F7 | W | WEST VIRGINIA* | 84-68 |
| F10 | L | at Seton Hall* | 69-61 |
| F14 | W | ST. JOHN'S* | 80-43 |
| F17 | W | PITTSBURGH* | 96-69 |
| F20 | L | at Notre Dame* | 81-54 |
| F24 | L | at Syracuse* | 62-61 |
| F27 | L | VILLANOVA* | 60-59 |
| M3 | L | vs Boston College\$ | 62-49 |

*BIG EAST Conference game
 @Hurricane Holiday Classic
 &BIG EAST Conference Tournament; Storrs, CT



Desma Thomas (1992-97)

Year-By-Year Results

2001-2002

Coach: Ferne Labati

Record: 19-12 (12-3 H, 5-8 A, 2-1 N)

BIG EAST Record: 10-6/5th

| | | | |
|----------|--------|-----------------------------|-------|
| N18..... | W..... | IONA..... | 71-52 |
| N21..... | W..... | NORTHWESTERN..... | 86-69 |
| N23..... | W..... | IUPUI..... | 72-58 |
| N27..... | L..... | at South Florida..... | 76-68 |
| D1..... | L..... | at Kentucky..... | 60-57 |
| D4..... | W..... | WEST VIRGINIA*..... | 69-53 |
| D9..... | W..... | vs No. 17 Texas!..... | 57-55 |
| D15..... | W..... | at Florida Atlantic..... | 92-77 |
| D27..... | W..... | LEHIGH@..... | 76-49 |
| D28..... | W..... | YALE@..... | 75-46 |
| D30..... | L..... | MINNESOTA..... | 80-65 |
| J2..... | L..... | NOTRE DAME*..... | 69-65 |
| J5..... | W..... | at Rutgers*..... | 67-53 |
| J8..... | L..... | at West Virginia*..... | 57-52 |
| J12..... | L..... | at No. 1 Connecticut*..... | 96-50 |
| J16..... | W..... | SYRACUSE* (OT)..... | 75-71 |
| J19..... | W..... | SETON HALL*..... | 56-54 |
| J23..... | W..... | at St. John's..... | 68-51 |
| J26..... | W..... | RUTGERS*..... | 65-55 |
| J29..... | L..... | at Villanova*..... | 80-52 |
| F2..... | W..... | PITTSBURGH*..... | 77-61 |
| F5..... | L..... | at Virginia Tech*..... | 72-60 |
| F13..... | W..... | at Georgetown*..... | 64-56 |
| F16..... | L..... | FLORIDA INTERNATIONAL..... | 71-65 |
| F20..... | W..... | No. 24 VIRGINIA TECH*..... | 55-53 |
| F23..... | L..... | at Providence*..... | 69-64 |
| F26..... | W..... | No. 18 BOSTON COLLEGE*..... | 60-57 |
| M2..... | W..... | vs Georgetown\$..... | 69-52 |
| M3..... | L..... | vs Villanova\$..... | 68-49 |
| M13..... | W..... | vs Georgia Tech#..... | 73-64 |
| M16..... | L..... | vs Houston^..... | 83-76 |

*-BIG EAST Conference game
 !-Orange Bowl Fab Four Classic
 @Hurricane Holiday Classic
 &-BIG EAST Conference Tournament; Piscataway, NJ
 #-WNIT 1st Round; Atlanta, GA
 ^-WNIT 2nd Round; Houston, Texas

2002-03

Coach: Ferne Labati

Record: 18-11 (11-4 H, 5-7 A, 2-2 N)

BIG EAST Record: 8-8/7th

| | | | |
|----------|--------|--------------------------------|--------|
| N22..... | W..... | SOUTH FLORIDA..... | 60-49 |
| N25..... | W..... | MORRIS BROWN..... | 111-44 |
| N29..... | W..... | vs Quinnipiac!..... | 87-56 |
| N30..... | L..... | at UW-Green Bay!..... | 83-72 |
| D2..... | L..... | at Florida..... | 76-67 |
| D14..... | L..... | at Florida International..... | 81-70 |
| D16..... | W..... | FLORIDA ATLANTIC..... | 86-61 |
| D19..... | W..... | TEXAS A&M..... | 84-58 |
| D21..... | W..... | EASTERN MICHIGAN..... | 85-66 |
| D28..... | W..... | WILLIAM & MARY@..... | 85-57 |
| D29..... | W..... | MARYLAND@..... | 97-66 |
| J4..... | W..... | at Georgetown*..... | 60-57 |
| J8..... | W..... | at Syracuse*..... | 85-68 |
| J11..... | W..... | at No. 16 Notre Dame*..... | 80-70 |
| J15..... | L..... | No. 24 BOSTON COLLEGE*..... | 79-61 |
| J22..... | W..... | at Pittsburgh*..... | 79-76 |
| J25..... | L..... | SYRACUSE*..... | 62-59 |
| J28..... | W..... | VIRGINIA TECH*..... (OT) 67-66 | |
| F1..... | L..... | No. 20 VILLANOVA*..... | 61-55 |
| F4..... | L..... | at Rutgers*..... | 65-56 |
| F8..... | W..... | ST. JOHN'S*..... | 69-54 |
| F15..... | L..... | at West Virginia*..... | 100-84 |
| F19..... | L..... | No. 1 CONNECTICUT*..... | 81-60 |
| F22..... | W..... | PROVIDENCE*..... | 77-64 |
| F26..... | L..... | at Seton Hall*..... (OT) 78-71 | |
| M1..... | L..... | No. 23 Boston College*..... | 84-77 |
| M4..... | W..... | GEORGETOWN*..... | 73-71 |
| M8..... | W..... | vs Syracuse&..... | 77-64 |
| M9..... | W..... | at No. 18 Rutgers&..... | 77-74 |
| M10..... | L..... | vs No. 18 Villanova&..... | 65-59 |
| M22..... | L..... | vs New Mexico#..... (OT) 91-85 | |

*-BIG EAST Conference game
 !-Wisconsin-Green Bay Tournament; Green Bay, WI
 @Hurricane Holiday Classic
 &-BIG EAST Conference Tournament; Piscataway, NJ
 #-NCAA 1st Round; Albuquerque, NM

Home games from Jan. 15 on played in Convocation Center.

2003-2004

Coach: Ferne Labati

Record: 22-7 (12-2 H, 7-3 A, 3-2 N)

BIG EAST Record: 11-5/4th

| | | | |
|----------|--------|--------------------------------|-------|
| N22..... | W..... | at Morehead State!..... | 93-54 |
| N23..... | W..... | vs Eastern Kentucky!..... | 90-81 |
| N25..... | W..... | at South Florida..... | 62-55 |
| N28..... | W..... | vs Weber State\$..... | 82-60 |
| N29..... | W..... | vs Bradley\$..... | 70-52 |
| D2..... | W..... | FLORIDA INTERNATIONAL..... | 78-58 |
| D12..... | W..... | FLORIDA..... | 80-75 |
| D16..... | W..... | DARTMOUTH..... | 74-53 |
| D21..... | W..... | RICHMOND..... | 80-73 |
| D28..... | W..... | TOLEDO@..... | 68-57 |
| D29..... | W..... | No. 24 VANDERBILT@..... | 79-57 |
| J3..... | W..... | at St. John's*..... | 79-60 |
| J7..... | L..... | at Villanova*..... | 58-55 |
| J10..... | W..... | at No. 20 Boston College*..... | 70-66 |
| J14..... | W..... | GEORGETOWN*..... (OT) 57-55 | |
| J17..... | W..... | PITTSBURGH*..... | 77-68 |
| J20..... | W..... | at Providence*..... | 86-67 |
| J28..... | L..... | NOTRE DAME*..... | 59-50 |
| J31..... | L..... | RUTGERS*..... | 76-69 |
| F8..... | L..... | at No. 4 Connecticut*..... | 83-65 |
| F10..... | W..... | ST. JOHN'S*..... | 85-74 |
| F14..... | W..... | at No. 21 Virginia Tech*..... | 65-56 |
| F18..... | W..... | at Syracuse*..... | 85-65 |
| F21..... | W..... | SETON HALL*..... | 81-43 |
| F25..... | L..... | at Notre Dame*..... | 93-58 |
| F28..... | W..... | WEST VIRGINIA*..... | 82-74 |
| M2..... | W..... | PROVIDENCE*..... | 81-62 |
| M7..... | L..... | vs Boston College&..... | 65-53 |
| M21..... | L..... | vs Maryland#..... | 86-85 |

*-BIG EAST Conference game
 !-Morehead State Tournament; Morehead, Ky.
 \$-Saint Mary's Thanksgiving Classic, Moraga, Calif.
 @Hurricane Holiday Classic
 &-BIG EAST Conference Tournament; Hartford, Conn.
 #-NCAA 1st Round; Baton Rouge, La.



Kathryn Fowler (1998-02)



Maghen Saake (1998-03)



Shaquana Wilkins (2000-04)

All-Time Series Results

| | | | |
|---|---|---|--|
| <p>ALABAMA (0-2) 1996-97 L 73-43 (h) 1979-80 L 73-61 (h)</p> <p>ALABAMA-BIRMINGHAM (0-2) 1980-81 L 79-63 (a) 1980-81 L 83-71 (h)</p> <p>ALASKA-ANCHORAGE (1-0) 1986-87 W 71-62 (a)</p> <p>APPALACHIAN STATE (1-0) 1992-93 W 80-63 (h)</p> <p>ARIZONA (1-1) 1989-90 W 85-65 (h) 1987-88 L 78-71 (a)</p> <p>ARIZONA STATE (0-1) 1987-88 L 78-74 (a)</p> <p>ARKANSAS (0-1) 1984-85 L 79-58 (a)</p> <p>AUBURN (0-6) 1994-95 L 73-43 (h) 1988-89 L 73-44 (a) 1987-88 L 96-48 (h) 1986-87 L 98-55 (a) 1985-86 L 92-46 (a) 1980-81 L 78-72 (h)</p> <p>AUGUSTANA (1-0) 1983-84 W 77-50 (h)</p> <p>AUSTIN PEAY (1-0) 1981-82 W 74-52 (h)</p> <p>BARRY (3-1) 1988-89 W 85-36 (h) 1973-74 W 41-33 (h) 1973-74 W 44-41 (a) 1972-73 L 51-45 (a)</p> <p>BAYLOR (1-0) 1985-86 W 64-55 (n)</p> <p>BETHUNE COOKMAN (6-1) 1989-90 W 76-43 (h) 1989-90 W 76-26 (a) 1988-89 W 72-55 (h) 1988-89 W 77-65 (a) 1987-88 L 80-72 (a) 1987-88 W 90-55 (h) 1980-81 W 2-0 - forfeit (h)</p> <p>BOSTON COLLEGE (15-8) 2003-04 L 65-53 (n) 2003-04 W 70-66 (a) 2002-03 L 84-77 (a) 2002-03 L 79-61 (h) 2001-02 W 60-57 (h) 2000-01 L 62-49 (n) 2000-01 W 65-59 (a) 1999-00 L 66-55 (h) 1998-99 W 66-53 (a) 1998-99 W 65-57 (h) 1997-98 W 85-79 (h) 1996-97 W 63-48 (n) 1996-97 L 67-55 (a) 1996-97 L 66-48 (h) 1995-96 W 60-59 (a) 1994-95 W 73-67 (a) 1994-95 W 80-45 (h) 1993-94 W 75-72 (h) 1993-94 L 80-71 (a) 1992-93 W 84-55 (h) 1992-93 W 80-67 (a) 1991-92 W 79-60 (h) 1991-92 W 78-59 (a)</p> <p>BOSTON UNIVERSITY (1-0) 1989-90 W 87-69 (a)</p> <p>BRADLEY (1-0) 2003-04 W 70-52 (n)</p> <p>BRIGHAM YOUNG (1-1) 1986-87 L 82-80 (n) 1985-86 W 78-74 (n)</p> | <p>BROWARD CENTRAL (11-9) 1980-81 W 69-50 (a) 1980-81 W 87-49 (h) 1979-80 W 104-35 (h) 1979-80 W 101-38 (a) 1978-79 L 81-58 (n) 1978-79 L 93-82 (h) 1978-79 L 77-61 (a) 1977-78 L 70-62 (n) 1977-78 L 59-47 (a) 1976-77 L 72-65 (n) 1976-77 W 75-64 (h) 1976-77 L 69-59 (a) 1975-76 L 91-65 (n) 1975-76 L 69-65 (a) 1974-75 W 61-26 (h) 1974-75 W 49-19 (a) 1973-74 W 43-27 (a) 1973-74 W 44-28 (h) 1972-73 W 36-26 (a) 1972-73 W 41-25 (h)</p> <p>BROWN (1-0) 1999-00 W 79-62 (h)</p> <p>BUCKNELL (1-0) 1992-93 W 74-54 (h)</p> <p>BUTLER(1-0) 1996-97 W 70-55 (h)</p> <p>CARSON NEWMAN (1-0) 1981-82 W 88-73 (n)</p> <p>CENTRAL FLORIDA (7-3) 1989-90 W 96-74 (h) 1988-89 W 94-69 (h) 1987-88 W 103-87 (h) 1987-88 W 93-82 (a) 1985-86 W 62-61 (h) 1982-83 L 70-60 (a) 1981-82 W 66-63 (n) 1980-81 W 86-75 (h) 1979-80 L 57-56 (a) 1978-79 L 69-51 (n)</p> <p>CLEMSON (0-2) 1997-98 L 60-49 (n) 1981-82 L 74-59 (n)</p> <p>CLEVELAND STATE (3-0) 1991-92 W 91-59 (h) 1989-90 W 81-53 (h) 1984-85 W 95-48 (h)</p> <p>CONNECTICUT (5-18) 2003-04 L 83-65 (a) 2002-03 L 81-60 (h) 2001-02 L 96-50 (a) 2000-01 L 81-45 (a) 2000-01 L 77-53 (h) 1999-00 L 84-36 (h) 1999-00 L 93-46 (a) 1998-99 L 88-66 (h) 1998-99 L 89-55 (a) 1997-98 L 80-60 (a) 1996-97 L 98-71 (a) 1996-97 L 86-59 (a) 1996-97 L 69-51 (h) 1995-96 L 79-52 (h) 1994-95 L 85-48 (a) 1994-95 L 92-51 (h) 1993-94 L 60-48 (h) 1993-94 L 87-46 (a) 1992-93 W 69-51 (h) 1992-93 W 69-66 (a) 1991-92 W 56-47 (a) 1991-92 W 75-59 (a) 1991-92 W 70-66 (h)</p> <p>COPPIN STATE (1-0) 1998-99 W 97-68 (h)</p> <p>DARTMOUTH (2-0) 2003-04 W 74-53 (h) 1984-85 W 62-52 (h)</p> | <p>DAYTON (3-0) 1993-94 W 67-53 (n) 1985-86 W 76-62 (h) 1980-81 W 62-58 (h)</p> <p>DELAWARE STATE (1-0) 1997-98 W 105-62 (h)</p> <p>DELTA STATE (0-1) 1981-82 L 81-66 (n)</p> <p>DETROIT MERCY (1-1) 1995-96 L 78-77 (h) 1988-89 W 74-61 (a)</p> <p>DISTRICT OF COLUMBIA (1-0) 1989-90 W 79-47 (n)</p> <p>DRAKE (0-1) 1980-81 L 101-63 (h)</p> <p>EAST CAROLINA (1-1) 1985-86 L 58-43 (a) 1981-82 W 60-56 (h)</p> <p>EAST TENNESSEE STATE (0-1) 1981-82 L 70-44 (h)</p> <p>EASTERN KENTUCKY (2-1) 2003-04 W 90-81 (n) 1999-00 W 83-66 (h) 1984-85 L 81-74 (n)</p> <p>EASTERN MICHIGAN (1-0) 2002-03 W 85-66 (h)</p> <p>EDINBORO STATE (0-1) 1979-80 L 70-62 (h)</p> <p>EVANSVILLE (1-0) 1984-85 W 61-60 (h)</p> <p>FAIRFIELD (2-3) 2000-01 L 67-55 (h) 1997-98 W 87-66 (h) 1994-95 W 81-71 (h) 1985-86 L 71-68 (h) 1982-83 L 76-71 (h)</p> <p>FLAGLER (2-2) 1979-80 W 64-62 (n) 1979-80 W 74-73 (a) 1974-75 L 62-49 (a) 1973-74 L 74-38 (n)</p> <p>FLORIDA (13-28) 2003-04 W 80-75 (h) 2002-03 L 76-67 (a) 1999-00 L 85-77 (h) 1998-99 L 85-69 (a) 1997-98 L 70-51 (a) 1996-97 L 65-58 (n) 1995-96 L 71-70 (h) 1994-95 L 84-63 (n) 1993-94 L 59-50 (a) 1991-92 W 95-75 (h) 1989-90 W 85-73 (a) 1989-90 W 76-61 (h) 1988-89 W 75-67 (h) 1988-89 L 75-61 (a) 1987-88 W 84-75 (h) 1987-88 W 69-68 (a) 1986-87 W 78-66 (h) 1986-87 L 81-73 (a) 1985-86 W 70-45 (h) 1985-86 L 79-58 (a) 1984-85 W 68-53 (h) 1984-85 L 85-68 (a) 1983-84 L 55-53 (h) 1983-84 L 78-58 (a) 1982-83 L 78-64 (a) 1981-82 L 80-73 (a) 1981-82 W 87-85 (h) 1980-81 W 65-59 (n) 1980-81 W 75-64 (h) 1980-81 L 84-55 (a) 1979-80 L 81-66 (n) 1979-80 L 77-66 (a) 1979-80 L 80-71 (h) 1977-78 L 76-55 (n) 1977-78 L 84-47 (a)</p> | <p>1976-77 L 73-41 (h) 1976-77 L 75-28 (h) 1975-76 L 83-41 (n) 1975-76 L 103-53 (a) 1974-75 L 58-45 (n) 1974-75 L 67-32 (n)</p> <p>FLORIDA A&M (10-9) 1990-91 W 73-44 (n) 1990-91 W 78-71 (h) 1990-91 L 73-65 (a) 1989-90 W 90-56 (h) 1989-90 W 77-70 (a) 1988-89 W 73-66 (a) 1988-89 W 103-64 (h) 1987-88 L 89-88 (a) 1987-88 W 104-86 (h) 1982-83 L 80-78 (h-OT) 1982-83 L 65-58 (a) 1981-82 L 69-64 (a) 1981-82 W 66-62 (h) 1980-81 W 79-47 (h) 1980-81 L 72-50 (a) 1978-79 L 90-58 (h) 1978-79 L 67-37 (a) 1974-75 W 59-38 (n) 1972-73 L 55-47 (n)</p> <p>FLORIDA ATLANTIC (14-0) 2002-03 W 86-61 (h) 2001-02 W 92-77 (a) 2000-01 W 87-50 (h) 1999-00 W 89-73 (a) 1998-99 W 91-57 (h) 1997-98 W 105-84 (a) 1996-97 W 74-53 (h) 1995-96 W 93-54 (h) 1994-95 W 90-81 (a) 1993-94 W 90-69 (h) 1992-93 W 94-37 (h) 1988-89 W 72-55 (h) 1987-88 W 87-66 (h) 1986-87 W 59-43 (h)</p> <p>FLORIDA INTERNATIONAL (30-19) 2003-04 W 78-58 (h) 2002-03 L 81-70 (a) 2001-02 L 71-65 (h) 2000-01 L 78-48 (a) 1999-00 W 76-61 (h) 1998-99 W 67-65 (a) 1997-98 L 81-60 (h) 1996-97 W 55-49 (a) 1995-96 W 71-49 (h) 1994-95 L 77-62 (a) 1993-94 L 75-56 (h) 1992-93 W 80-53 (a) 1991-92 W 78-53 (h) 1990-91 W 75-55 (n) 1990-91 W 79-54 (h) 1990-91 W 74-64 (a) 1989-90 W 94-76 (a) 1989-90 W 71-64 (h) 1988-89 W 100-85 (a) 1988-89 W 83-76 (h) 1987-88 L 79-70 (a) 1987-88 L 79-69 (h) 1986-87 L 78-71 (h) 1985-86 L 81-52 (h) 1984-85 W 81-73 (h) 1984-85 L 73-72 (a) 1983-84 L 83-81 (a-2OT) 1983-84 W 82-64 (h) 1982-83 L 63-53 (h) 1982-83 L 89-73 (a) 1981-82 W 69-66 (h) 1981-82 W 78-59 (a) 1980-81 W 84-56 (h) 1980-81 W 109-56 (h) 1979-80 W 83-35 (h) 1979-80 W 98-41 (h) 1978-79 W 86-58 (h) 1978-79 W 74-44 (h) 1977-78 W 50-43 (n) 1977-78 W 54-50 (a)</p> |
|---|---|---|--|

All-Time Series Results

1977-78 W . . . 71-42 (h)
 1976-77 L . . . 66-58 (h)
 1976-77 W . . . 64-51 (h)
 1976-77 L . . . 52-48 (n)
 1976-77 W . . . 73-65 (h)
 1976-77 L . . . 57-49 (a)
 1975-76 L . . . 59-57 (n)
 1975-76 L . . . 57-50 (h)
 1975-76 W . . . 56-38 (h)

FLORIDA MEMORIAL (6-0)

1983-84 W . . . 75-43 (a)
 1983-84 W . . . 76-56 (h)
 1982-83 W . . . 89-71 (a)
 1982-83 W . . . 88-40 (h)
 1981-82 W . . . 100-54 (h)
 1981-82 W . . . 75-47 (a)

FLORIDA SOUTHERN (0-1)

1979-80 L . . . 71-69 (a)

FLORIDA STATE (6-19)

1992-93 L . . . 64-61 (h)
 1991-92 L . . . 71-69 (a)
 1990-91 L . . . 76-62 (h)
 1989-90 L . . . 95-66 (a)
 1988-89 W . . . 88-79 (h)
 1988-89 W . . . 96-85 (n)
 1986-87 W . . . 80-73 (a)
 1986-87 L . . . 75-74 (h)
 1984-85 W . . . 74-67 (a)
 1984-85 W . . . 79-65 (h)
 1983-84 L . . . 76-64 (a)
 1983-84 L . . . 84-80 (n)
 1981-82 L . . . 66-52 (a)
 1981-82 L . . . 77-74 (h)
 1981-82 W . . . 79-70 (n)
 1980-81 L . . . 62-55 (h)
 1980-81 L . . . 87-73 (a)
 1979-80 L . . . 72-61 (n)
 1979-80 L . . . 93-74 (a)
 1979-80 L . . . 82-64 (h)
 1978-79 L . . . 73-57 (n)
 1978-79 L . . . 74-64 (h)
 1978-79 L . . . 79-53 (a)
 1977-78 L . . . 66-56 (n)
 1974-75 L . . . 59-45 (n)

FURMAN (1-0)

1999-00 W . . . 88-46 (h)

FLORIDA TECH (2-3)

1975-76 W . . . 60-55 (n)
 1975-76 L . . . 60-57 (h)
 1974-75 W . . . 53-32 (n)
 1973-74 L . . . 36-41 (n)
 1972-73 L . . . 38-31 (n)

FORDHAM (1-0)

1984-85 W . . . 92-73 (h)

GEORGETOWN (14-8)

2003-04 W . . . 57-55 (h-OT)
 2002-03 W . . . 73-71 (h)
 2002-03 W . . . 60-57 (a)
 2001-02 W . . . 69-52 (n)
 2001-02 W . . . 64-56 (a)
 2000-01 W . . . 52-46 (h)
 1999-00 L . . . 63-61 (h)
 1999-00 L . . . 66-61 (a)
 1998-99 W . . . 81-62 (a)
 1998-99 L . . . 69-51 (h)
 1997-98 W . . . 81-66 (h)
 1997-98 W . . . 81-74 (a)
 1996-97 W . . . 62-58 (h)
 1996-97 L . . . 62-55 (a)
 1995-96 L . . . 71-69 (h)
 1994-95 L . . . 65-63 (h)
 1994-95 W . . . 72-66 (a)
 1993-94 L . . . 81-60 (a)
 1993-94 W . . . 67-59 (h)
 1992-93 L . . . 90-88 (a-30T)
 1992-93 W . . . 62-55 (h)
 1991-92 W . . . 83-76 (a)
 1991-92 W . . . 89-51 (h)

GEORGIA (0-1)

1981-82 L . . . 91-51 (a)

GEORGIA SOUTHERN (2-0)

1990-91 W . . . 89-66 (h)
 1990-91 W . . . 86-79 (a)

GEORGIA STATE (4-3)

1990-91 W . . . 68-49 (h)
 1990-91 W . . . 85-60 (a)
 1983-84 L . . . 88-79 (n)
 1982-83 W . . . 71-66 (n)
 1982-83 L . . . 83-69 (n)
 1981-82 W . . . 72-66 (a)
 1981-82 L . . . 63-60 (h)

GEORGIA TECH (3-0)

2001-02 W . . . 73-64 (a)
 1991-92 W . . . 78-63 (h)
 1980-81 W . . . 86-80 (h)

GONZAGA (1-0)

1986-87 W . . . 79-52 (n)

GRAMBLING STATE (1-2)

1994-95 L . . . 98-75 (h)
 1986-87 W . . . 67-65 (h)
 1985-86 L . . . 81-75 (h)

HAMPTON (1-0)

1998-99 W . . . 84-52 (h)

HARVARD (1-0)

1991-92 W . . . 87-62 (h)

HOLY CROSS (1-0)

1986-87 W . . . 83-76 (n)

HOMESTEAD AFB (2-0)

1975-76 W . . . 63-50 (a)
 1975-76 W . . . 100-20 (h)

HOUSTON (1-4)

2001-02 L . . . 83-76 (a)
 1995-96 L . . . 80-72 (a)
 1988-89 L . . . 81-76 (a-OT)
 1984-85 L . . . 83-68 (h)
 1981-82 W . . . 64-47 (h)

HOWARD (2-0)

1990-91 W . . . 78-58 (h)
 1987-88 W . . . 81-58 (n)

IDAHO (0-1)

1983-84 L . . . 68-66 (n)

ILLINOIS (0-2)

1987-88 L . . . 85-83 (h)
 1985-86 L . . . 73-47 (n)

ILLINOIS-CHICAGO (1-0)

1989-90 W . . . 70-41 (h)

ILLINOIS STATE (1-0)

1989-90 W . . . 85-83 (n)

IONA (1-0)

2001-02 W . . . 71-52 (h)

IOWA (0-2)

1985-86 L . . . 75-46 (a)
 1985-86 L . . . 83-63 (n)

IUPUI (1-0)

2001-02 W . . . 72-58 (h)

JACKSON STATE (0-1)

1980-81 L . . . 71-45 (h)

JAMES MADISON (1-0)

1989-90 W . . . 72-53 (n)

KANSAS (0-2)

1990-91 L . . . 76-48 (h)
 1979-80 L . . . 101-62 (h)

KENTUCKY (1-5)

2001-02 L . . . 60-57 (a)
 2000-01 W . . . 74-59 (h)
 1989-90 L . . . 80-68 (n)
 1989-90 L . . . 80-71 (n)
 1986-87 L . . . 71-55 (h)
 1985-86 L . . . 108-53 (a)

LAMAR (2-1)

1984-85 W . . . 89-54 (h)
 1983-84 W . . . 71-62 (h)
 1979-80 L . . . 78-56 (h)

LAWRENCE (1-0)

1982-83 W . . . 74-34 (h)

LEHIGH (1-0)

2001-02 W . . . 76-49 (h)

LIU-BROOKLYN (1-0)

1994-95 W . . . 74-59 (h)

LOUISIANA STATE (0-2)

1985-86 L . . . 54-94 (n)
 1984-85 L . . . 62-67 (h)

LOUISIANA TECH (0-2)

1986-87 L . . . 76-58 (h)
 1985-86 L . . . 81-40 (a)

LOUISVILLE (1-0)

1988-89 W . . . 59-58 (a)

MAINE (1-1)

1997-98 W . . . 91-78 (h)
 1987-88 L . . . 76-56 (a)

MANHATTAN (1-0)

1995-96 W . . . 74-66 (h)

MANHATTANVILLE (1-0)

1976-77 W . . . 48-46 (h)

MARYLAND (1-3)

2003-04 L . . . 86-85 (n)
 2002-03 W . . . 97-66 (h)
 1992-93 L . . . 67-57 (a)
 1986-87 L . . . 84-64 (n)
 *NCAA Tournament

MARYLAND-EASTERN SHORE (1-0)

1986-87 W . . . 82-61 (h)

MARYMACK COLLEGE (MO) (0-1)

1975-76 L . . . 63-53 (h)

MASSACHUSETTS (1-0)

1989-90 W . . . 76-58 (a)

MEMPHIS (1-1)

1984-85 L . . . 91-74 (a)
 1983-84 W . . . 76-73 (h)

MERCER (5-2)

1990-91 L . . . 80-71 (a)
 1990-91 L . . . 86-83 (h-OT)
 1989-90 W . . . 84-62 (h)
 1988-89 W . . . 75-47 (a)
 1987-88 W . . . 93-62 (h)
 1985-86 W . . . 71-57 (h)
 1981-82 W . . . 68-67 (h)

MIAMI-DADE DOWNTOWN (6-0)

1976-77 W . . . 67-45 (h)
 1976-77 W . . . 75-56 (a)
 1975-76 W . . . 71-38 (h)
 1975-76 W . . . 74-54 (a)
 1974-75 W . . . 58-26 (h)
 1974-75 W . . . 65-21 (a)

MIAMI-DADE NEW WORLD (11-0)

1980-81 W . . . 72-57 (a)
 1980-81 L . . . 82-55 (h)
 1979-80 W . . . 85-19 (n)
 1979-80 W . . . 89-54 (h)
 1979-80 W . . . 98-35 (a)
 1978-79 W . . . 81-63 (a)
 1978-79 W . . . 79-54 (n)
 1978-79 W . . . 52-35 (h)
 1977-78 W . . . 54-41 (n)
 1977-78 W . . . 67-41 (h)
 1977-78 W . . . 63-57 (a)

MIAMI-DADE NORTH (12-8)

1980-81 W . . . 58-48 (a)
 1980-81 W . . . 80-60 (h)
 1979-80 W . . . 55-52 (a)
 1979-80 W . . . 90-66 (a)
 1979-80 W . . . 77-56 (h)
 1978-79 W . . . 86-44 (a)
 1978-79 W . . . 97-61 (a)
 1978-79 W . . . 74-42 (h)

1977-78 W . . . 88-34 (a)
 1976-77 W . . . 75-68 (h)
 1976-77 L . . . 106-69 (a)
 1975-76 L . . . 64-49 (a)
 1975-76 L . . . 80-58 (h)
 1974-75 L . . . 54-46 (a)
 1974-75 W . . . 44-38 (h)
 1974-75 L . . . 65-49 (n)
 1973-74 L . . . 38-36 (a)
 1973-74 W . . . 29-23 (h)
 1972-73 L . . . 47-36 (a)
 1972-73 L . . . 37-21 (h)

MIAMI-DADE SOUTH (7-8)

1980-81 L . . . 63-60 (a)
 1980-81 W . . . 75-51 (h)
 1979-80 L . . . 60-57 (a)
 1979-80 W . . . 84-71 (h)
 1978-79 W . . . 66-60 (h)
 1977-78 L . . . 69-59 (n)
 1977-78 L . . . 53-46 (a)
 1977-78 W . . . 73-69 (h)
 1976-77 L . . . 56-50 (a)
 1976-77 W . . . 42-39 (h)
 1975-76 L . . . 62-60 (n)
 1975-76 L . . . 49-40 (a)
 1974-75 W . . . 60-52 (a)
 1973-74 W . . . 48-47 (a)
 1972-73 L . . . 56-26 (a)

MICHIGAN (1-0)

1989-90 W . . . 72-64 (h)

MICHIGAN STATE (1-2)

1990-91 L . . . 79-73 (h)
 1986-87 L . . . 63-52 (a)
 1984-85 W . . . 78-68 (h)

MIDDLE TENNESSEE (1-0)

1980-81 W . . . 80-74 (h)

MILLIKIN (1-0)

1982-83 W . . . 66-62 (h)

MINNESOTA (1-2)

2001-02 L . . . 80-65 (h)
 1987-88 L . . . 76-72 (a)
 1986-87 W . . . 77-64 (h)

MISSISSIPPI (1-1)

1990-91 W . . . 66-64 (n)
 1985-86 L . . . 79-61 (h)

MISSISSIPPI STATE (0-1)

1986-87 L . . . 81-67 (n)

MISSOURI (1-0)

1984-85 W . . . 82-81 (n)

MISSOURI-KANSAS CITY (1-1)

1990-91 L . . . 53-44 (a)
 1989-90 W . . . 70-58 (h)

MONMOUTH (1-0)

1986-87 W . . . 82-73 (n)

MOREHEAD STATE (1-0)

2003-04 W . . . 93-54

All-Time Series Results

| | | | |
|---|--|---|--|
| <p>NORTH CAROLINA (2-3) 1991-92* . . . W . . . 86-72 (h) 1987-88 . . . W . . . 75-69 (a) 1986-87 . . . L . . . 89-71 (h) 1983-84 . . . L . . . 77-65 (n) 1980-81 . . . L . . . 75-61 (n) * NCAA Tournament</p> <p>CHARLOTTE (0-1) 1989-90 . . . L . . . 82-80 (n)</p> <p>NORTH CAROLINA STATE (0-3) 1999-00 . . . L . . . 80-60 (h) 1983-84 . . . L . . . 60-54 (a) 1980-81 . . . L . . . 97-50 (a)</p> <p>NORTH DAKOTA STATE (1-0) 1983-84 . . . W . . . 64-61 (h)</p> <p>NORTHEAST LOUISIANA (0-1) 1985-86 . . . L . . . 88-62 (h)</p> <p>NORTHERN ILLINOIS (1-1) 1987-88 . . . W . . . 88-80 (h) 1986-87 . . . L . . . 77-72 (a)</p> <p>NORTHWESTERN (1-1) 2001-02 . . . W . . . 86-69 (h) 2000-01 . . . L . . . 56-48 (a)</p> <p>NORTHWESTERN STATE (LA.) (1-0) 1988-89 . . . W . . . 92-89 (n)</p> <p>NOTRE DAME (3-13) 2003-04 . . . L . . . 93-58 (a) 2003-04 . . . L . . . 59-50 (h) 2002-03 . . . W . . . 80-70 (a) 2001-02 . . . L . . . 69-65 (h) 2000-01 . . . L . . . 81-54 (a) 1999-00 . . . L . . . 76-54 (h) 1999-00* . . L . . . 67-52 (a) 1998-99 . . . L . . . 89-62 (a) 1997-98 . . . W . . . 77-76 (h) 1997-98 . . . L . . . 75-47 (a) 1996-97 . . . L . . . 72-71 (h) 1995-96 . . . L . . . 86-70 (a) 1995-96 . . . L . . . 67-50 (h) 1987-88 . . . L . . . 83-68 (h) 1986-87 . . . W . . . 62-61 (a) 1985-86 . . . L . . . 59-53 (h) *BIG EAST Tournament</p> <p>OHIO STATE (0-2) 1986-87 . . . L . . . 79-75 (h) 1982-83 . . . L . . . 91-63 (n)</p> <p>OKLAHOMA (2-1) 1997-98 . . . L . . . 67-62 (a) 1988-89 . . . W . . . 69-66 (h)</p> <p>OKLAHOMA STATE (1-1) 1998-99 . . . W . . . 62-60 (h) 1990-91 . . . W . . . 74-71 (n) 1988-89* . . L . . . 93-69 (a) * NCAA Tournament</p> <p>OLD DOMINION (0-3) 1996-97 . . . L . . . 94-55 (a) 1987-88 . . . L . . . 93-79 (h) 1985-86 . . . L . . . 86-64 (a)</p> <p>ORAL ROBERTS (1-1) 1996-97 . . . W . . . 69-49 (h) 1979-80 . . . L . . . 68-58 (h)</p> <p>PEPPERDINE (1-0) 1983-84 . . . W . . . 67-43 (n)</p> <p>PITTSBURGH (16-8) 2003-04 . . . W . . . 77-68 (h) 2002-03 . . . W . . . 79-76 (a) 2001-02 . . . W . . . 77-61 (h) 2000-01 . . . W . . . 96-69 (h) 2000-01 . . . L . . . 84-74 (a) 1999-00 . . . W . . . 80-60 (h) 1998-99 . . . L . . . 63-61 (a) 1998-99 . . . W . . . 75-60 (h) 1997-98 . . . W . . . 72-55 (h) 1996-97 . . . W . . . 64-50 (n) 1996-97 . . . W . . . 89-61 (h) 1996-97 . . . L . . . 64-59 (a) 1995-96 . . . L . . . 52-49 (n)</p> | <p>1995-96 . . . W . . . 73-63 (a) 1994-95 . . . W . . . 54-50 (h) 1994-95 . . . L . . . 73-61 (a) 1993-94 . . . L . . . 70-60 (n) 1993-94 . . . L . . . 59-53 (h) 1993-94 . . . L . . . 71-66 (a) 1992-93 . . . W . . . 77-65 (h) 1992-93 . . . W . . . 55-50 (a) 1991-92 . . . W . . . 79-64 (h) 1991-92 . . . W . . . 73-54 (a) 1982-83 . . . W . . . 79-75 (h-20T)</p> <p>PORTLAND STATE (1-0) 1990-91 . . . W . . . 84-63 (h)</p> <p>PROVIDENCE (17-6) 2003-04 . . . W . . . 81-62 (h) 2003-04 . . . W . . . 86-67 (a) 2002-03 . . . W . . . 77-64 (h) 2001-02 . . . L . . . 69-64 (a) 2000-01 . . . L . . . 77-60 (h) 1999-00 . . . W . . . 71-66 (a) 1998-99 . . . W . . . 85-63 (h) 1997-98 . . . W . . . 90-79 (a) 1997-98 . . . W . . . 97-70 (h) 1996-97 . . . W . . . 60-56 (a) 1995-96 . . . W . . . 74-73 (h) 1995-96 . . . L . . . 81-60 (a) 1994-95 . . . L . . . 76-72 (a) 1994-95 . . . W . . . 80-78 (h) 1993-94 . . . L . . . 78-62 (a) 1993-94 . . . W . . . 65-63 (h) 1992-93 . . . W . . . 76-55 (a) 1992-93 . . . W . . . 85-65 (h) 1992-93 . . . W . . . 64-52 (a) 1991-92 . . . W . . . 82-70 (n) 1991-92 . . . W . . . 95-69 (h) 1991-92 . . . W . . . 87-83 (a) 1983-84 . . . L . . . 70-60 (h)</p> <p>PURDUE (2-3) 1991-92 . . . W . . . 65-63 (h) 1990-91 . . . L . . . 86-56 (a) 1988-89 . . . L . . . 79-65 (a) 1986-87 . . . L . . . 69-68 (n) 1984-85 . . . W . . . 69-64 (h)</p> <p>QUINNIPIAC (1-0) 2002-03 . . . W . . . 87-56 (n)</p> <p>RADFORD (1-0) 2000-01 . . . W . . . 83-48 (h)</p> <p>RHODE ISLAND (0-2) 1993-94 . . . L . . . 56-54 (n) 1985-86 . . . L . . . 66-65 (n)</p> <p>RICE (1-1) 1998-99* . . L . . . 65-58 (a) 1982-83 . . . W . . . 87-57 (n) * Women's NIT</p> <p>RICHMOND (1-0) 2003-04 . . . W . . . 80-73 (h)</p> <p>ROBERT MORRIS (1-0) 1982-83 . . . W . . . 56-45 (h)</p> <p>RUTGERS (7-12) 2003-04 . . . L . . . 76-69 (h) 2002-03* . . W . . . 77-74 (a) 2002-03 . . . L . . . 65-56 (a) 2001-02 . . . W . . . 65-55 (h) 2001-02 . . . W . . . 67-53 (a) 2000-01 . . . L . . . 39-37 (h) 1999-00 . . . L . . . 65-45 (a) 1998-99 . . . L . . . 79-53 (a) 1998-99 . . . L . . . 66-57 (h) 1998-99 . . . L . . . 68-54 (a) 1997-98 . . . L . . . 81-62 (a) 1997-98 . . . L . . . 77-65 (a) 1996-97 . . . W . . . 49-41 (a) 1996-97 . . . L . . . 57-44 (h) 1995-96 . . . W . . . 58-45 (h) 1991-92 . . . W . . . 72-53 (a) 1990-91 . . . L . . . 67-57 (h) 1988-89 . . . L . . . 97-64 (a) 1983-84 . . . W . . . 63-58 (a) *BIG EAST Tournament</p> | <p>ST. BONAVENTURE (1-0) 2000-01 . . . W . . . 71-51 (h)</p> <p>ST. JOHN'S (NY) (18-6) 2003-04 . . . W . . . 85-74 (h) 2003-04 . . . W . . . 79-60 (a) 2002-03 . . . W . . . 69-54 (h) 2001-02 . . . W . . . 68-51 (a) 2000-01 . . . W . . . 80-43 (h) 2000-01 . . . W . . . 67-51 (a) 1999-00 . . . W . . . 68-47 (a) 1998-99 . . . W . . . 83-51 (h) 1998-99 . . . L . . . 76-72 (ot) (a) 1997-98 . . . W . . . 72-60 (h) 1996-97 . . . W . . . 71-48 (h) 1996-97 . . . L . . . 61-44 (a) 1995-96 . . . W . . . 62-54 (a) 1994-95 . . . W . . . 60-56 (a) 1994-95 . . . L . . . 73-63 (h) 1993-94 . . . L . . . 68-67 (h) 1993-94 . . . W . . . 80-72 (a-OT) 1992-93 . . . W . . . 84-61 (n) 1992-93 . . . W . . . 84-68 (a) 1992-93 . . . L . . . 65-59 (h) 1991-92 . . . W . . . 85-63 (h) 1991-92 . . . W . . . 58-57 (a) 1984-85 . . . W . . . 73-59 (h) 1983-84 . . . L . . . 79-69 (a)</p> <p>ST. JOSEPH'S (PA.) (1-1) 1984-85 . . . W . . . 68-65 (h) 1980-81 . . . L . . . 73-52 (a)</p> <p>ST. PETER'S (NJ) (1-0) 1992-93* . . W . . . 61-44 (h) *NCAA Tournament</p> <p>SAN DIEGO STATE (1-0) 1985-86 . . . W . . . 88-51 (h)</p> <p>SETON HALL (13-9) 2003-04 . . . W . . . 81-43 (h) 2002-03 . . . L . . . 78-71 (a-OT) 2001-02 . . . W . . . 56-54 (h) 2000-01 . . . L . . . 69-61 (a) 1999-00 . . . W . . . 64-60 (h) 1999-00* . . W . . . 69-42 (a) 1998-99 . . . W . . . 66-52 (a) 1997-98 . . . W . . . 73-66 (h) 1997-98 . . . W . . . 70-66 (a) 1996-97 . . . W . . . 79-67 (h) 1995-96 . . . W . . . 67-60 (h) 1995-96 . . . L . . . 69-62 (a) 1994-95 . . . L . . . 66-50 (a) 1994-95 . . . L . . . 82-65 (h) 1994-95 . . . L . . . 72-44 (a) 1993-94 . . . L . . . 82-46 (h) 1993-94 . . . L . . . 93-50 (a) 1992-93 . . . W . . . 72-60 (h) 1992-93 . . . L . . . 73-59 (a) 1991-92 . . . W . . . 76-62 (n) 1991-92 . . . W . . . 68-46 (h) 1991-92 . . . W . . . 76-54 (a) *BIG EAST Tournament</p> <p>SOUTH ALABAMA (0-1) 1980-81 . . . L . . . 74-51 (n)</p> <p>SOUTH CAROLINA (0-2) 1993-94 . . . L . . . 71-68 (n) 1982-83 . . . L . . . 66-56 (h)</p> <p>SOUTH CAROLINA STATE (0-1) 1983-84 . . . L . . . 73-69 (h)</p> <p>SOUTH FLORIDA (28-11) 2003-04 . . . W . . . 62-55 (a) 2002-03 . . . W . . . 60-49 (h) 2001-02 . . . L . . . 76-68 (a) 2000-01 . . . W . . . 73-51 (h) 1997-98 . . . W . . . 55-52 (n) 1996-97 . . . W . . . 58-30 (a) 1995-96 . . . W . . . 73-68 (h) 1994-95 . . . L . . . 74-65 (n) 1989-90 . . . W . . . 72-59 (h) 1989-90 . . . W . . . 89-72 (a) 1988-89 . . . L . . . 85-82 (a) 1988-89 . . . W . . . 77-74 (h) 1987-88 . . . W . . . 76-60 (a)</p> | <p>1987-88 . . . W . . . 82-71 (h) 1986-87 . . . W . . . 80-61 (h) 1986-87 . . . L . . . 684-62 (a) 1985-86 . . . W . . . 53-48 (h) 1985-86 . . . W . . . 82-59 (a) 1984-85 . . . W . . . 91-65 (h) 1984-85 . . . W . . . 68-62 (a) 1983-84 . . . W . . . 88-68 (a) 1983-84 . . . W . . . 81-64 (h) 1982-83 . . . L . . . 64-63 (a) 1982-83 . . . W . . . 75-63 (h) 1981-82 . . . W . . . 60-48 (a) 1981-82 . . . W . . . 87-52 (h) 1980-81 . . . W . . . 69-47 (n) 1980-81 . . . W . . . 59-41 (a) 1980-81 . . . W . . . 78-60 (h) 1979-80 . . . W . . . 84-77 (a) 1979-80 . . . W . . . 72-55 (h) 1979-80 . . . L . . . 81-76 (n) 1979-80 . . . W . . . 84-72 (a) 1978-79 . . . L . . . 85-45 (n) 1978-79 . . . L . . . 72-33 (h) 1977-78 . . . L . . . 84-47 (h) 1976-77 . . . L . . . 59-46 (a) 1975-76 . . . L . . . 71-46 (n) 1975-76 . . . W . . . 59-52 (n)</p> <p>SOUTHERN ILLINOIS (1-0) 1995-96 . . . W . . . 70-61 (h)</p> <p>SOUTHERN METHODIST (0-1) 1999-00 . . . L . . . 76-55 (h)</p> <p>SOUTHERN MISSISSIPPI (0-1) 1980-81 . . . L . . . 80-75 (a)</p> <p>SOUTHWESTERN LOUISIANA (1-0) 1983-84 . . . W . . . 84-78 (n)</p> <p>SOUTHWEST MISSOURI STATE (1-0) 1988-89 . . . W . . . 90-71 (n)</p> <p>STEPHEN F. AUSTIN (0-1) 1989-90 . . . L . . . 69-62 (n)</p> <p>STETSON (19-3) 1990-91 . . . W . . . 98-77 (n) 1990-91 . . . W . . . 77-63 (a) 1990-91 . . . W . . . 112-74 (h) 1989-90 . . . W . . . 88-69 (a) 1988-89 . . . W . . . 69-63 (h) 1987-88 . . . W . . . 67-63 (a) 1986-87 . . . W . . . 77-65 (h) 1984-85 . . . W . . . 77-46 (h) 1984-85 . . . W . . . 68-58 (a) 1983-84 . . . W . . . 80-62 (a) 1983-84 . . . W . . . 79-52 (h) 1983-84 . . . W . . . 89-54 (a) 1982-83 . . . W . . . 83-61 (h) 1982-83 . . . W . . . 77-64 (a) 1981-82 . . . W . . . 75-60 (n) 1981-82 . . . W . . . 75-67 (h) 1981-82 . . . W . . . 95-65 (a) 1980-81 . . . W . . . 70-58 (h) 1979-80 . . . L . . . 72-50 (a) 1978-79 . . . L . . . 60-44 (n) 1978-79 . . . L . . . 66-57 (h) 1976-77 . . . W . . . 74-59 (h)</p> |
|---|--|---|--|

All-Time Series Results

| | |
|---|--|
| SYRACUSE (17-6) | |
| 2003-04 W 85-65 (a) | |
| 2002-03 W 77-64 (n) | |
| 2002-03 L 62-59 (h) | |
| 2002-03 W 85-68 (a) | |
| 2001-02 W 75-71 (h-OT) | |
| 2000-01 L 62-61 (a) | |
| 1999-00 W 66-64 (h) | |
| 1998-99 W 68-52 (h) | |
| 1997-98 W 58-56 (h) | |
| 1997-98 L 87-75 (a) | |
| 1996-97 W 64-53 (a) | |
| 1995-96 W 84-60 (h) | |
| 1995-96 L 69-60 (a) | |
| 1994-95 W 67-65 (h) | |
| 1994-95 W 65-54 (a) | |
| 1993-94 L 58-41 (a) | |
| 1993-94 W 59-62 (h-20T) | |
| 1992-93 W 60-40 (h) | |
| 1992-93 W 65-53 (a) | |
| 1991-92 W 79-66 (a) | |
| 1991-92 W 74-52 (h) | |
| 1990-91 W 68-53 (h) | |
| 1988-89 L 78-62 (h) | |
| TAMPA (5-1) | |
| 1983-84 W 73-64 (a) | |
| 1983-84 W 82-57 (h) | |
| 1982-83 W 77-68 (n) | |
| 1981-82 W 81-33 (h) | |
| 1978-79 W 56-49 (a) | |
| 1976-77 L 50-45 (a) | |
| TEMPLE (3-1) | |
| 1999-00 W 64-44 (h) | |
| 1989-90 W 79-73 (n) | |
| 1986-87 W 77-70 (h) | |
| 1983-84 L 87-69 (n) | |
| TENNESSEE-MARTIN (0-1) | |
| 1982-83 L 85-81 (n) | |
| TEXAS (1-1) | |
| 2001-02 W 57-55 (n) | |
| 1985-86 L 112-43 (a) | |
| TEXAS A&M (2-0) | |
| 2002-03 W 84-58 (h) | |
| 1984-85 W 75-62 (a) | |
| TEXAS SOUTHERN (3-0) | |
| 1992-93 W 98-41 (h) | |
| 1991-92 W 85-48 (h) | |
| 1990-91 W 73-65 (h) | |
| TEXAS TECH (0-1) | |
| 1992-93 L 75-74 (h) | |
| TOLEDO (3-1) | |
| 2003-04 W 68-57 (h) | |
| 1990-91 L 59-58 (h) | |
| 1988-89 W 66-52 (a) | |
| 1983-84 W 88-77 (h) | |
| TULANE (1-2) | |
| 1999-00 L 75-66 (h) | |
| 1998-99 L 63-56 (a) | |
| 1986-87 W 76-72 (h) | |
| UPPER IOWA (1-0) | |
| 1979-80 W 70-39 (h) | |
| VALPARAISO (1-0) | |
| 1993-94 W 77-59 (h) | |
| VANDERBILT (1-1) | |
| 2003-04 W 79-57 (h) | |
| 1991-92* L 77-67 (n) | |
| *NCAA Tournament | |
| VILLANOVA (9-13) | |
| 2003-04 W 58-55 (a) | |
| 2002-03 L 65-59 (n) | |
| 2002-03 L 61-55 (h) | |
| 2001-02 L 68-49 (n) | |
| 2001-02 L 80-52 (a) | |
| 2000-01 L 60-59 (h) | |
| 1999-00 L 44-34 (a) | |
| 1998-99 L 56-54 (a) | |
| 1997-98 W 67-64 (h) | |
| 1997-98 L 68-67 (a-OT) | |

| | |
|--|--|
| 1996-97 W 70-56 (h) | |
| 1995-96 L 51-47 (a) | |
| 1995-96 L 59-53 (h) | |
| 1994-95 L 72-59 (h) | |
| 1994-95 L 64-51 (a) | |
| 1993-94 W 64-60 (a) | |
| 1993-94 W 64-40 (h) | |
| 1992-93 W 67-49 (n) | |
| 1992-93 W 57-52 (a) | |
| 1992-93 W 64-53 (a) | |
| 1991-92 W 84-67 (h) | |
| 1991-92 W 75-50 (a) | |
| VIRGINIA (0-1) | |
| 1987-88 L 78-69 (h) | |
| VIRGINIA TECH (3-2) | |
| 2003-04 W 65-56 (a) | |
| 2002-03 W 67-66 (h-OT) | |
| 2001-02 W 55-53 (h) | |
| 2001-02 L 72-60 (a) | |
| 2000-01 L 64-51 (a) | |
| WAKE FOREST (1-1) | |
| 1993-94 L 74-65 (n) | |
| 1982-83 W 81-65 (n) | |
| WASHINGTON (0-1) | |
| 1989-90 L 85-68 (h) | |
| WEBER STATE (1-0) | |
| 2003-04 W 82-60 (n) | |
| WEST POINT (1-0) | |
| 1979-80 W 73-62 (h) | |
| WEST VIRGINIA (12-3) | |
| 2003-04 W 82-74 (h) | |
| 2002-03 L 100-84 (a) | |
| 2001-02 L 57-52 (a) | |
| 2001-02 W 69-53 (h) | |
| 2000-01 W 84-68 (h) | |
| 1999-00 W 70-50 (h) | |
| 1999-00 W 77-55 (h) | |
| 1998-99 W 86-69 (n) | |
| 1998-99 W 98-73 (h) | |
| 1997-98 W 90-69 (a) | |
| 1997-98 W 74-72 (h-OT) | |
| 1996-97 L 75-70 (a) | |
| 1995-96 W 88-69 (a) | |
| 1995-96 W 77-58 (h) | |
| 1980-81 W 89-87 (h-OT) | |
| WESTERN ILLINOIS (1-0) | |
| 1982-83 W 80-63 (h) | |
| WESTERN KENTUCKY (2-4) | |
| 2000-01 L 82-75 (h-OT) | |
| 1999-00 L 75-68 (a) | |
| 1998-99 L 75-61 (h) | |
| 1992-93 L 78-63 (a) | |
| 1983-84 W 65-58 (h) | |
| 1980-81 W 76-65 (h) | |
| WESTERN MICHIGAN (2-0) | |
| 2000-01 W 64-51 (h) | |
| 1990-91 W 94-72 (a) | |
| WILLIAM & MARY (1-0) | |
| 2002-03 W 85-57 (h) | |
| WISCONSIN-GREEN BAY (0-1) | |
| 2002-03 L 83-72 (a) | |
| YALE (1-0) | |
| 2001-02 W 75-46 (h) | |

100-Point Games For Miami

| SCORE | OPPONENT | DATE |
|------------------|------------------------------------|----------|
| 112-74 | Stetson | 1-12-91 |
| 109-56 | Florida International | 1-27-81 |
| 111-44 | Morris Brown | 11-25-02 |
| 105-62 | Delaware State | 12-27-97 |
| 105-84 | at Florida Atlantic | 11-25-97 |
| 104-86 | Florida A&M | 1-11-88 |
| 104-35 | Broward Central | 2-12-80 |
| 103-64 | Florida A&M | 12-19-88 |
| 103-87 | Central Florida | 2-25-88 |
| 101-38 | at Broward Central | 11-28-79 |
| 100-85 | at Florida International | 2-24-89 |
| 100-54 | Florida Memorial | 1-28-82 |
| 100-20 | at Homestead AFB | 1-14-76 |

Opponent 100-Point Games

| SCORE | OPPONENT | DATE |
|------------------|-------------------------------|---------|
| 43-112 | at Texas | 2-17-86 |
| 53-108 | at Kentucky | 2-8-86 |
| 69-106 | at Miami-Dade North | 1-24-77 |
| 53-103 | at Florida | 2-9-76 |
| 63-101 | Drake | 1-2-81 |
| 62-101 | Kansas | 1-31-79 |
| 84-100 | at West Virginia | 2-15-03 |

Overtime Games

| SCORE | W-L | OPPONENT | DATE |
|------------------------|-------------|----------------------------|----------|
| 57-55 | W | Georgetown | 1-14-04 |
| 91-85 | L | vs New Mexico | 3-22-03 |
| 78-71 | L | at Seton Hall | 2-26-03 |
| 67-66 | W | Virginia Tech | 1-28-03 |
| 75-71 | W | Syracuse | 1-16-02 |
| 82-75 | L | W. Kentucky | 1-21-01 |
| 76-72 | L | at St. John's | 12-30-98 |
| 68-67 | L | at Villanova | 1-14-98 |
| 74-72 | W | West Virginia | 12-31-97 |
| 62-59 | W | Syracuse | 1-19-94 |
| 80-72 | W | at St. John's | 1-15-94 |
| 90-88 (3 OT) | L | at Georgetown | 2-9-93 |
| 75-74 | L | Texas Tech | 12-30-92 |
| 71-69 | L | at Florida State | 11-23-91 |
| 86-83 | L | Mercer | 1-26-91 |
| 81-76 | L | at Houston | 12-2-88 |
| 83-81 (2 OT) | L | at FIU | 3-3-84 |
| 80-78 | L | Florida A&M | 2-18-83 |
| 79-75 (2 OT) | W | Pittsburgh | 12-31-82 |
| 89-87 | W | West Virginia | 12-28-80 |

Covering the Hurricanes



**HEAD COACH
FERNE LABATI**

Covering the Hurricanes



Mark Pray
Assistant Athletic
Director for
Communications

Mark Pray is in his fourth year as Assistant Athletic Director for Communications at the University of Miami. Pray oversees the athletic department's sports media relations efforts, as well as serving as the primary liaison with the department's broadcast partners.

Pray came to Miami in May, 2001, after serving four years as Director of Media Relations for the WNBA (Women's National Basketball Association) and most recently as Director of Communications Projects for the NBA. In 1988, Pray was named as the first Director of Media Relations for the Miami Heat, a position he held until being promoted to Vice President for Communications in 1995. In his capacity as Vice President for Communications, Pray oversaw the Heat's media relations, community relations and broadcast departments.

Pray received an undergraduate degree in journalism from Kansas State and a master's degree in sports administration from Ohio University.



Scott Moody
Assistant Sports
Information Director

Scott Moody begins his first year as an Assistant Sports Information Director at the University of Miami after serving one year as a full-time intern at UM. Moody's responsibilities include handling the primary media relations duties for soccer, women's basketball and men's tennis.

A native of Dillon, S.C., Moody graduated from the University of South Carolina in 2004 with a degree in sport and entertainment management and served as a student assistant in the South Carolina Sports Information Office.

Sports Information

The offices are located in the Hecht Athletic Center at 5821 San Amaro Drive on the Coral Gables Campus, near Mark Light Stadium. A media workroom is available in the UM SID office.

Mailing Address

University of Miami
Sports Information Department
5821 San Amaro Drive
Coral Gables, FL 33146

Office Phone: (305) 284-3244
FAX: (305) 284-2807
Web address:
hurricanesports.com

Staff

- Mark Pray**
Assistant Athletic Director for Communications
- Rick Korch**
(Football)
- Scott Moody**
Assistant SID (Women's Basketball, Soccer, Men's Tennis)
- Sam Henderson**
Assistant SID (Men's Basketball, Track, Golf)
- Josh Maxson**
Assistant SID (Baseball)

Elaine Cardenas

- Assistant SID (Volleyball, Swimming and Diving, Women's Tennis, Rowing)
- Etta Schaller**
Publications Coordinator
- Carol Recicar**
Administrative Assistant
- Debbie Foley**
Administrative Assistant
- Allison Hunt**
Media Relations Intern

ACC Media Services ACC MEDIA RELATIONS

The Atlantic Coast Conference Media Relations Office offers a wide array of services to the media, fans and member institution personnel. Below are some of the services that the ACC

Office provides. Those wishing further information on the ACC and its member institutions should contact the league office.

THE ACC.COM

The Atlantic Coast Conference official web site can be accessed by visiting www.theacc.com. Information is updated with new material daily. Links to each of the ACC schools' official athletic websites are also located on this site. TheACC.com will have an updated basketball release each afternoon following the day of a game. The ACC Player and Rookie of the Week will be posted on Monday afternoons.

COACHES TELECONFERENCE

The 11 ACC basketball coaches will be featured on a weekly teleconference each Tuesday from 11:00 a.m. to 12:28 p.m., beginning January 4 and concluding March 1.

Each coach will have approximately eight minutes to make an opening statement and answer questions. There will be an instant replay of each week's teleconference beginning Tuesday afternoon on the conference website, www.theACC.com. The media telephone number is (913) 981-5532.

| | |
|----------------------------------|------------|
| Jim Davis, Clemson | 11:00 a.m. |
| Gail Goestenkors, Duke | 11:08 a.m. |
| Sue Semrau, Florida State | 11:16 a.m. |
| MaChelle Joseph, Georgia Tech | 11:24 a.m. |
| Brenda Frese, Maryland | 11:32 a.m. |
| Ferne Labati, Miami | 11:40 a.m. |
| Sylvia Hatchell, North Carolina | 11:48 a.m. |
| Kay Yow, NC State | 11:56 a.m. |
| Debbie Ryan, Virginia | 12:04 a.m. |
| Beth Dunkenberger, Virginia Tech | 12:12 a.m. |
| Mike Petersen, Wake Forest | 12:20 a.m. |

Sports Information Staff



Elaine Cardenas



Debbie Foley



Sam Henderson



Rick Korch



Josh Maxson



Carol Recicar



Etta Schaller

Interview Policy

All interviews with UM players and coaches should be scheduled through the Sports Information Office. The best time to reach Coach Labati is in the morning or after 3:30 p.m. on weekdays. Players are available prior to the start of practice at 12:30 p.m. or after practice at 3:30 p.m. Please call the SID office at (305) 284-3244 to arrange interviews.

THERE WILL BE NO PLAYER INTERVIEWS ON GAME DAYS PRIOR TO TIPOFF.

Practice

The media can attend selected practices when accompanied by a member of the Sports Information Office. Please call in advance and check in with the SID office when you arrive on campus. The locker room, weight room and training room are off limits at all times.

Hurricane Radio Network WVUM (90.5 FM)

WVUM Radio, the University's student radio station, will broadcast all Hurricane games and the 2005 ACC Tournament. Sports Director Adam Aizer and his staff will handle broadcast duties.

WVUM will also broadcast a half hour pre-game show before every Hurricane home contest and a post-game show with a UM coach after every broadcast.

FSN-Florida

FSN-Florida will serve as the primary television home for UM basketball.

The Ferne Labati Show

FSN-Florida will carry a half-hour show every once a week beginning in January.

The program will feature Coach Ferne Labati, highlights of the previous week, a preview of the upcoming week, player interviews and features

Press Credentials

Credentials for UM home games are to be used by the working media only and should be requested in writing on letterhead stationery. Please direct all requests to Debbie Foley at the UM SID, Fax: 305-284-2807.

Telephones

Per request, one regular phone line will be provided for visiting radio. If additional lines or ISDN lines are required please let the SID office know at least three weeks in advance.

Statistics/Services

Complete game statistics including play-by-play will be available at all UM home games. Telephones and a media room are available for sending reports from the Convocation Center.

Post-Game Interviews

Requested Miami players and Head Coach Ferne Labati will arrive in the interview room at the Convocation Center (located next to the media room) for post-game comments. The UM locker room is closed.



Photographers

Courtside photographers are limited by NCAA rules to shoot behind the baselines only. No photographers will be permitted to shoot along the sidelines or bench areas. Credential requests should be directed to Scott Moody at the UM SID Office.

Web Site

Information on UM Women's Basketball can be accessed on the Internet at UM's home page located at: hurricanesports.com



TM

Media Outlets

LOCAL NEWSPAPERS

Boca Raton News
5801 North Congress Ave.
Boca Raton, FL 33487
(561) 893-6633
(561) 893-6677 fax

Coral Gables Gazette
P.O. Box 143667
Coral Gables, FL 33114
(305) 460-9010
(305) 460-9020 fax

Diario Las Americas
2900 NW 39 Street
Miami, FL 33142
(305) 633-3341
(305) 635-7668 fax

El Nuevo Herald
One Herald Plaza
Miami, FL 33132
(305) 376-3549
(305) 376-2234 fax

South Florida Sun-Sentinel
200 East Las Olas Blvd.
Fort Lauderdale, FL 33301
(954) 356-4635
(954) 356-4566 fax

La Nacion
5121 SW 128 Ct.
Miami, FL 33175
(305) 221-6955
(305) 262-6955 (fax)

Miami Herald
One Herald Plaza
Miami, FL 33132
(305) 376-2387
(305) 376-2295 (fax)

Miami Times
900 NW 54 St.
Miami, FL 33127
(305) 694-6216
(305) 757-5770 fax

Palm Beach Post
2751 S. Dixie Hwy
West Palm Beach, FL 33405
(561) 820-4440
(561) 820-4481 (fax)

South Dade News Leader
P.O. Box 900340
Homestead, FL 33090
(305) 245-2311
(305) 248-0596 fax

STATE NEWSPAPERS

Bradenton Herald
102 Manatee Avenue West
Bradenton, FL 34205
(941) 748-0411
(941) 745-7097 fax

Daytona Beach News
P.O. Box 2831
Daytona Beach, FL 32120
(386) 252-1511
(386) 253-8433 fax

Florida Times Union
P.O. Box 1949
Jacksonville, FL 32231
(904) 359-4246
(904) 359-4147 fax

Florida Today/USA Today
P.O. Box 419000
Melbourne, FL 32941
(800) 633-8449
(321) 242-6620 fax

Fort Myers News-Press
2442 Dr. Martin Luther King, Jr. Blvd.
Fort Myers, FL 33901
(239) 335-0200
(239) 334-0708 fax

Gainesville Sun
P.O. Box 147147
Gainesville, FL 32614-7147
(352) 374-5055
(352) 338-3131 fax

Lakeland Ledger
P.O. Box 408
Lakeland, FL 33802
(863) 802-7551
(863) 802-7812 fax

Naples Daily News
1075 Central Ave
Naples, FL 34102
(239) 263-4790
(239) 263-4816 fax

Orlando Sentinel
633 N. Orange Avenue
Orlando, FL 32801
(407) 420-5668
(407) 420-5069 fax

Sarasota Herald Tribune
P.O. Box 1719
Sarasota, FL 34230
(813) 259-8148
(813) 259-7676 fax

St. Pete Times
P.O. Box 1121
St. Petersburg, FL 33731
727-893-8123
727-893-8782 fax

Stuart News
P.O. Box 9009
Stuart, FL 34995
772-221-4233
722-221-4246 fax

Tallahassee Democrat
277 N. Magnolia Drive
Tallahassee, FL 32301
(850) 599-2167
(850) 599-2301 fax

Tampa Tribune
P.O. Box 191
Tampa, FL 33601
813-259-7655
813-259-7676 fax

LOCAL TELEVISION

Miami

WFOR Channel 4 (CBS)
8900 NW 18 Terrace
Miami, FL 33172
(305) 639-4516
(305) 639-4688 fax

WPLG Channel 10 (ABC)
3900 Biscayne Blvd.
Miami, FL 33137
(305) 325-2485
(305) 325-2480 fax

WSVN Channel 7 (FOX)
1401 79 St. Causeway
Miami, FL 33141
(305) 795-2719
(305) 795-2746 fax

WTVJ Channel 6 (NBC)
15000 SW 27 St.
Miramar, FL 33027
(954) 622-6350
(954) 622-6107 fax

WLTW Channel 23 (Univision)
9405 NW 41 St.
Miami, FL 33178
(305) 471-4234
(305) 471-4236 fax

WSCV Channel 51 (Telemundo)
15000 SW 27 St.
Miramar, FL 33027
954-622-7676
954-622-6107 fax

Palm Beach

WPTV Channel 5 (NBC)
1100 Banyon Blvd.
West Palm Beach, FL 33401
(561) 655-5455
(561) 653-5719 fax

WPBF Channel 25 (ABC)
3970 RCA Blvd. #7007
Palm Beach Gardens, FL 33410
(561) 694-2525
(561) 624-1089 fax

WPEC Channel 12 (CBS)
1100 Fairfield Drive
West Palm Beach, FL 33407
(561) 881-0737
(561) 881-0731 fax

Fort Myers

WINK Channel 11 (CBS)
2824 Palm Beach Blvd.
Fort Myers, FL 33916
(239) 334-1131
(239) 338-4383 fax

WBBH Channel 20 (NBC)
3719 Central Ave
Fort Myers, FL 33901
(239) 939-2020
(239) 939-3244 fax

WZVN Channel 26 (ABC)
3719 Central Ave
Fort Myers, FL 33901
(239) 939-2020
(239) 939-3244 fax

WFTX Channel 4 (Fox)
621 SW Pine Island Road
Cape Coral, FL 33991
(800) 846-6397
(239) 574-4803 fax

Media Outlets

REGIONAL TELEVISION

FOX Sports Net Florida
1550 Sawgrass Corporate Parkway,
Suite 350
Sunrise, FL 33323
(954) 845-9994
(954) 845-0620 fax

Sunshine Network
North 390 Orange Ave.
Suite 1075
Orlando, FL 32801
(407) 648-1150
(407) 245-2571 fax

LOCAL RADIO

WAXY (790 AM)
20450 NW 2nd Ave
Miami, FL 33169
(305) 653-8811
(305) 521-1416 fax

WAQI (710 AM)
800 Douglas Road
Suite 111
Coral Gables, FL 33134
(305) 447-1140
(305) 642-7676 fax

WIOD (WZTA-FM 94.9 Zeta)
7601 Riviera Blvd.
Miramar, FL 33023
(866) 610-6397
(954) 862-4012 fax

WINZ (940 AM)
Fox Sports Radio
7601 Riviera Boulevard
Miramar, FL 33023
(866) 610-6397
(954) 862-4012 fax

WMBM (1490 AM)
13242 NW 7th Ave
Miami, FL 33168
(305) 769-1100
(305) 769-9975 fax

WQAM (560 AM)
20295 NW 2nd Ave
Miami, FL 33169
(305) 653-6796
(305) 650-0181

WQBA (1140 AM) (Flagship)
800 S. Douglas Road
Suite 111
Coral Gables, FL 33134
(305) 447-1140
(305) 441-2454 fax

WSCV/WSBR (740 AM)
6699 N. Federal Hwy
Boca Raton, FL 33487
(561) 997-0074
(561) 997-0476 fax

WSUA (1260 AM)
2100 Coral Way
Suite 200
Miami, FL 33145
(305) 285-1260
(305) 858-5907 fax

Spanish Broadcasting Network
(Flagship)
601 Brickell Key Drive
Suite 501
Miami, FL 33131
(305) 220-8400
(305) 408-5377 fax

Spanish Broadcasting System
1001 Ponce de Leon Blvd.
Miami, FL 33134
(305) 461-5511
(305) 443-3601 fax

WIRE SERVICES

Associated Press
9100 NW 36 St.
Suite 104
Miami, FL 33178
(305) 594-5825
(305) 594-9265 fax

Reuters
777 Brickell Ave.
Suite 700
Miami, FL 33131
(305) 374-5013
(305) 358-6317 fax

Agence France Press
3550 Biscayne Blvd.
Suite 700
Miami, FL 33137
(305) 579-2325
(305) 579-2327 fax

NATIONAL MEDIA

CBS Sportsline.com
2200 West Cypress Creek Rd.
Fort Lauderdale, FL 33309
(954) 351-2120
(954) 489-4191 fax

ESPN SportsCenter
ESPN Plaza
Bristol, CT 06010
(860) 766-2000
(860) 766-2422 fax
(860) 766-2400

ESPN Regional
11001 Rushmore Drive
Charlotte, NC 28277
(704) 973-5000
(704) 973-5090 fax

ESPN The Magazine
19 East 34th Street
New York, NY 10016
(212) 515-1008
(212) 515-1290 fax
(212) 515-1062

The Sporting News
10176 Corporate Square Dr.
Suite 200
St. Louis, MO 63132
(314) 993-7711
(314) 997-0765 fax

Sports Illustrated
135 West 50th Street
New York, NY 10020
(212) 522-8473
(212) 522-0747 fax

UM RELATED MEDIA & UM STUDENT MEDIA

CaneSport
2525 Embassy Drive South Suite 7
Cooper City, FL 33026
(954) 432-3211
(954) 432-5504 fax

Canes Time Magazine
Citadel Publishing
P.O. Box 284
Chagrin Falls, OH 44022
(924) 321-1770

Accord Productions
2140 South Dixie Highway
Suite 301
Miami, Florida 33133
(305) 856-1245
(305) 856-9101 fax

The Miami Hurricane
University Center
P.O. Box 248132
Coral Gables, FL 33124
(305) 284-2016
(305) 284-4404 fax

The Ibis Yearbook
University Center
P.O. Box 248132
Coral Gables, FL 33124
(305) 284-6385
(305) 284-4404 fax

UMTV
Cable Studio Building
P.O. Box 248127
Coral Gables, FL 33124
(305) 284-8688
(305) 284-5226 fax

WVUM
1306 Stanford Dr. (UC 110)
P.O. Box 248191
Coral Gables, FL 33124
(305) 284-3131
(305) 284-3132 fax

Hotels & Transportation

Downtown/Brickell

Miami's dramatic skyscrapers, ultramodern hotels and international financial district reflect the developing dynamics of Miami's core. Visitors should stop by the popular Bayside Marketplace, an entertainment complex located on the bay.

- Biscayne Bay Marriott . . . (305) 374-3900
1633 North Bayshore Drive, Miami
- Hyatt Regency Downtown . (305) 358-1234
400 S.E. 2 Ave., Miami
- Wyndham Garden (305) 374-0000
1601 Biscayne Boulevard, Miami
- Sheraton Biscayne Bay . . . (305) 373-6000
495 Brickell Avenue, Miami

Coral Gables and Coconut Grove

Near UM's campus, Coral Gables features some of the region's finest boutiques and gourmet restaurants. Coconut Grove has elegant restaurants that blend with casual outdoor cafes. Located in the heart of this vibrant neighborhood is CocoWalk, the new open-air retail and entertainment center.

- The Biltmore (305) 445-1926
1200 Anastasia Avenue, Coral Gables
- The Omni Colonnade (305) 441-2600
180 Aragon Avenue, Coral Gables
- Dadeland Marriott (305) 670-1035
9090 S. Dadeland Boulevard, Miami
- Doubletree (305) 858-2500
2649 S. Bayshore Drive, Coconut Grove
- Grand Bay (305) 858-9600
2669 S. Bayshore Drive, Coconut Grove
- Grove Isle Yacht & (305) 858-8300
Tennis Club, 4 Grove Isle Drive, Coconut Grove

- Holiday Inn-University (305) 667-5611
1350 S. Dixie Highway, Coral Gables
- Hyatt Regency Coral Gables (305) 441-1234
50 Alhambra Plaza, Coral Gables

Miami Beach

South Miami Beach is a neighborhood on the move. Renovated hotels along Ocean Drive and in the Art Deco Historic District have captured national praise. Throughout the area, open-air cafes feature dishes from every culture.

- Fontainebleau Hilton (305) 538-2000
4441 Collins Avenue, Miami Beach
- Sheraton Bal Harbour (305) 865-7511
9701 Collins Avenue, Miami Beach
- Eden Roc Resort & Spa . . (305) 672-6224
4525 Collins Avenue, Miami Beach

Key Biscayne

Once a coconut plantation, Key Biscayne's island allure lies in its beaches and recreational diversions.

- Sonesta Beach Resort . . . (305) 361-2021
350 Ocean Drive, Key Biscayne

Hotels-Airport

- Airport Hilton (305) 262-1000
5101 Blue Lagoon Drive, Miami
- Airport Marriott (305) 649-5000
1201 N.W. LeJeune Road, Miami
- Crown Sterling Suites (305) 634-5000
3974 N.W. South River Drive, Miami Springs
- Radisson Mart Plaza (305) 261-3800
711 N. W. 72 Avenue, Miami
- Sheraton River House (305) 871-3800
3900 N.W. 21 Street, Miami

Others

- Doral Hotel & Country Club (305) 592-2000
4400 N.W. 87 Avenue, Miami
- Don Shula's Hotel (305) 821-1150
15255 Bull Run Road, Miami Lakes
- Don Shula's Golf Club (305) 821-1150
7601 Miami Lakes Drive, Miami Lakes

Airlines

- American 1-800-433-7300
- Continental (305) 871-1400
- Delta (305) 448-7000
- United 1-800-241-6522
- US Airways 1-800-428-4322
- TWA (305) 371-7471

Car Rentals

- Alamo 1-800-327-9633
- Avis 1-800-831-2847
- Budget 1-800-527-0700
- Dollar 1-800-800-4000
- Hertz 1-800-654-3131
- InterAmerican (305) 871-3030
- National 1-800-227-7368
- Thrifty 1-800-367-2277

Cab Service

- Super Shuttle (305) 871-2000
- Diamond Cab (305) 545-5555
- Metro Taxi (305) 888-8888
- Sunshine Cab Company (305) 445-3333
- Yellow Cab (305) 444-4444



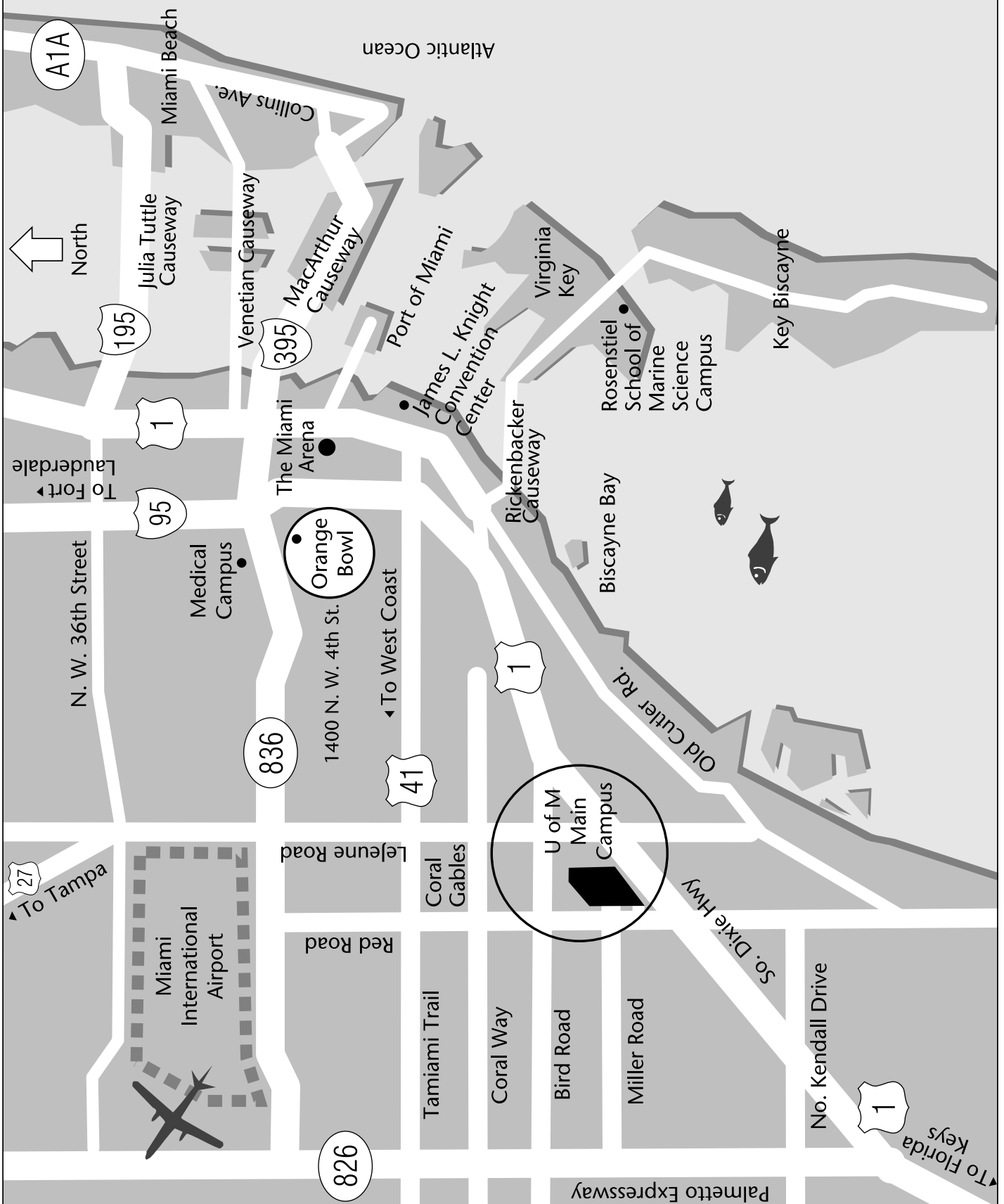
Spectacular views of the bay and Miami's cityscape are for you to enjoy during a trip downtown.

South Florida Golf Mecca

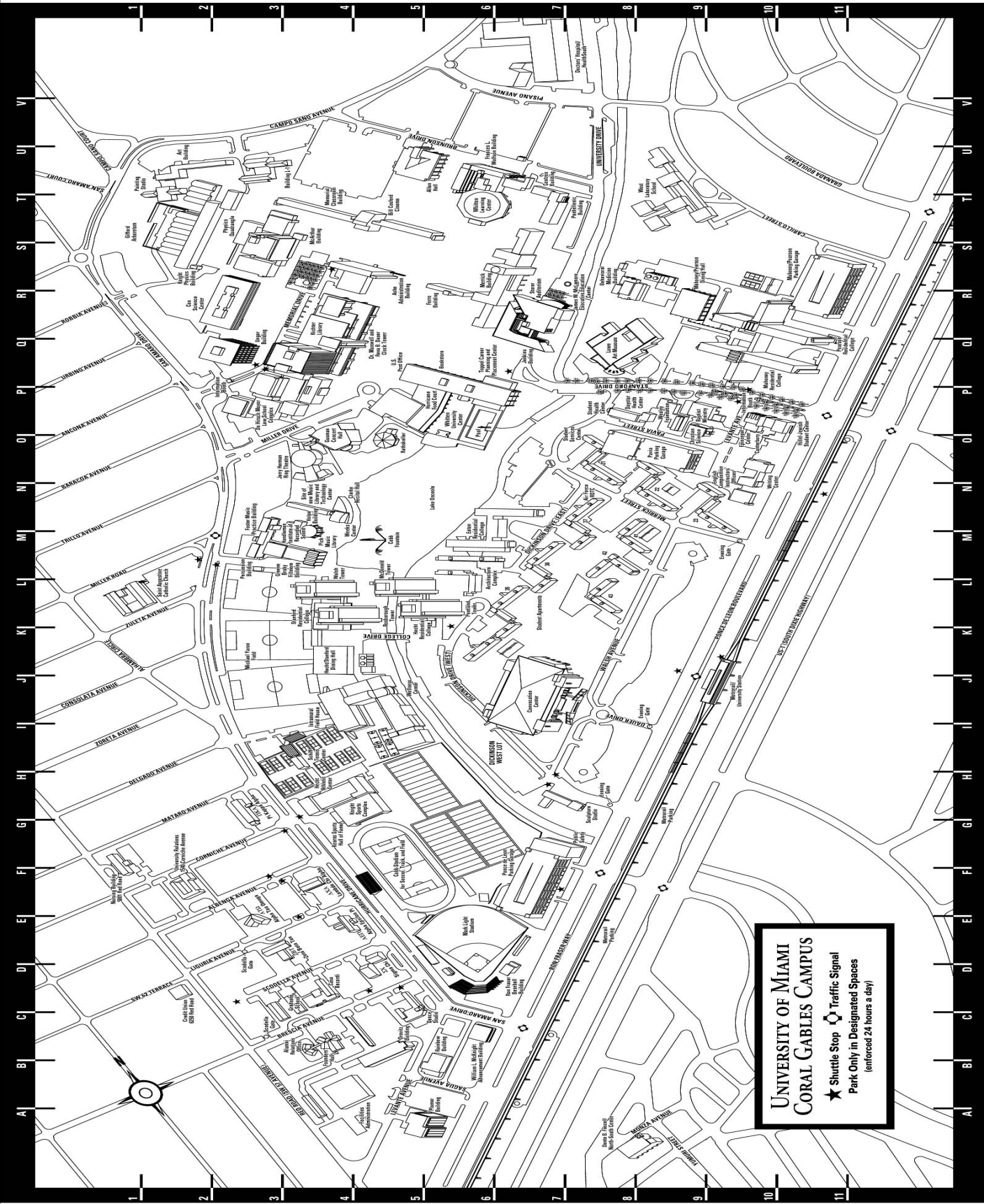
In addition to sunshine and beaches, South Florida's year-round climate makes the area one of the nation's premier golf areas. Put yourself to the test with a challenging round or two at any of the plethora of area courses.

- Biltmore Golf Course (305) 460-5366
1210 Anastasia Avenue, Coral Gables
- Bonaventure Country Club (954) 389-2100
200 Bonaventure Boulevard, Ft. Lauderdale
- Country Club of Miami (305) 826-4701
6801 NW 186th Street, Miami
- Crandon Park at Key Biscayne (305) 361-9129
6700 Crandon Boulevard, Key Biscayne
- Don Shula's Golf Club (305) 821-1150
NW 154th Street, Miami Lakes
- Doral Country Club (305) 532-3600
4400 NW 87th Avenue, Miami
- Keys Gate Golf Club (305) 230-0362
2300 SE Palm Drive, Homestead
- Melreese Country Club (305) 635-6770
1802 NW 37th Avenue, Miami
- TPC at Heron Bay (954) 796-2000
11801 Heron Bay Boulevard, Coral Springs
- Calusa Country Club (305) 386-5533
9400 SW 130th Avenue, Miami

South Florida



University of Miami Map



**UNIVERSITY OF MIAMI
CORAL GABLES CAMPUS**

★ Shuttle Stop ◻ Traffic Signal
Park Only in Designated Spaces
(enforced 24 hours a day)