



MIAMI

HURRICANES

2020 FOOTBALL MEDIA GUIDE



IT'S ALL ABOUT THE U.



**WE
DO
THIS**

ACCN is the home of all things ACC.

Catch live games, original content and analysis of Hurricanes action all season long.

Join Us @ACCNetwork   

Check GetACCN.com for current providers.

ACCN
ESPN



TABLE OF CONTENTS

MEDIA INFORMATION

1	Contents / 2020 Schedule
2	University Information
3	President Julio Frenk
3	Faculty Rep. Dr. Marvin Dawkins
4	Director of Athletics Blake James
5-8	Athletics Administration

2020 MIAMI HURRICANES

10-11	Alphabetical Roster
12-13	Numerical Roster
14-39	Player Profiles

COACHING STAFF

41-44	Head Coach Manny Diaz
45-55	Assistant Coaches
56-64	Football Support Staff

2019 SEASON IN REVIEW

66-72	Game Recaps
73-100	Final Season Statistics

HURRICANES FOOTBALL HISTORY

102-109	Miami Football History
110-123	All-Time Results
124-141	Series History
142-146	National Championships
147	Bowl Game History
148-160	Bowl Game Recaps
161-167	College/Pro Football Hall of Fame
168-176	First-Team All-Americans
177-180	Ring of Honor
181	Retired Jerseys
182-187	Award Winners
188-193	All-Conference & Conference Awards
194-205	#ProCanes

HURRICANES FOOTBALL HISTORY (continued)

206-209	NFL Draft Picks
210-212	Hurricanes in the Super Bowl / Pro Bowl
213-233	All-Time Lettermen
234-235	Attendance
236-239	University of Miami Sports Hall of Fame

HURRICANES FOOTBALL RECORDS

241-243	Individual Records
244-256	Individual Leaders
256-259	Individual Game Bests
260-263	Individual Superlatives
264-269	Team Season Bests
270-271	Team Single-Game Bests
271	Opponent Game Bests

2020 SCHEDULE

DATE	OPPONENT	LOCATION
Sept. 10	UAB	Hard Rock Stadium
Sept. 19	at Louisville	Louisville, Ky.
Sept. 26	Florida State	Hard Rock Stadium
Oct. 10	at Clemson	Clemson, S.C.
Oct. 17	Pittsburgh	Hard Rock Stadium
Oct. 24	Virginia	Hard Rock Stadium
Nov. 6	at NC State	Raleigh, N.C.
Nov. 14	at Virginia Tech	Blacksburg, Va.
Nov. 21	Georgia Tech	Hard Rock Stadium
Nov. 28	at Wake Forest	Winston-Salem, N.C.
Dec. 5	North Carolina	Hard Rock Stadium

• all game times and broadcast information TBD



SOCIAL MEDIA ACCOUNTS

Official Athletics

Twitter: @MiamiHurricanes
Facebook: /MiamiHurricanes
Instagram: MiamiHurricanes
Twitter: @CanesFootball
Facebook: /CanesFootball
Instagram: CanesFootball
Twitter: @CanesAllAccess
Twitter: @UM_Sebastian

Official Football

Blake James, Director of Athletics
Sebastian the Ibis

UNIVERSITY INFORMATION

Location Coral Gables, Fla.
Enrollment 17,348
Founded 1925
Nickname Hurricanes
Colors Orange (PMS 1665), Green (PMS 3435) and White
President Dr. Julio Frenk
Director of Athletics Blake James
Faculty Athletics Representative Dr. Marvin Dawkins
Conference / Division Atlantic Coast Conference / Coastal
Stadium / Capacity Hard Rock Stadium / 64,767
Ticket Office Phone 1-800-GO-CANES

COACHING STAFF

Head Coach Manny Diaz
Record at Miami 6-7 (second season)
Career Record 6-7 (second season)

Offensive Coordinator / Quarterbacks Rhett Lashlee
Defensive Coordinator / Inside Linebackers Blake Baker
Co-Defensive Coordinator / Safeties Ephraim Banda
Assistant Head Coach / Defensive Line Todd Stroud
Assistant Coach / Tight Ends Stephen Field
Assistant Coach / Running Backs Eric Hickson
Assistant Coach / Offensive Line Garin Justice
Assistant Coach / Wide Receivers Rob Likens
Assistant Coach / Strikers / Special Teams Jonathan Patke
Assistant Coach / Cornerbacks Mike Rumph

Graduate Assistant / Offensive Line Steve Hashemi
Graduate Assistant / Offense Benedick Hypolite
Graduate Assistant / Defense Michael Forman
Graduate Assistant / Defensive Line Jake Swalley

Senior Quality Control Analyst / Offense Jonathan Brewer
Senior Quality Control Analyst / Offense Telly Lockette
Senior Quality Control Analyst / Defense Mike Zuckerman
Quality Control Analyst / Offense Kyle Cooper
Quality Control Analyst / Defense Jesse Byrd
Quality Control Analyst / Special Teams Danny Kalter

Director of Strength and Conditioning David Feeley
Strength & Conditioning Coach Victor Ishmael
Assistant Strength Coach Jordan Barber
Assistant Strength Coach Kevin Kroboth
Assistant Strength Coach Chas Dodd

SUPPORT STAFF

Chief of Staff Ed Reed
Director of Football Operations Don Corzine
Director of Player Personnel Andy Vaughn
Director of Player Development / Offense Jorge Baez
Director of Football Nutrition & Performance Kyle Bellamy
Director of Recruiting David Cooney
Associate AD / Internal Operations David Case
Assistant Director of Football Operations Justin Wells
Assistant Director of Player Personnel / Recruiting Operations Brooke Wilson
Assistant Director of Recruiting Edwin Pata
Assistant Director of Recruiting DeMarcus Van Dyke
Senior Creative Designer Dominique Nwoko
Assistant Director of Player Development / Defense Alex Devine
Associate Director of Equipment Sam Nichols
Assistant Director of Equipment Arielle Scavo
Assistant AD / Video Services Andrew Rossetti
Assistant Video Coordinator (Football) Ben Anderson
Team Medical Director Dr. Lee Kaplan
Associate AD / Athletic Training Vinny Scavo
Assistant Athletic Trainer Danny Fowler
Assistant Athletic Trainer DJ Miller
Team Chaplain Mike Blanc
Assistant AD / Academic Services Demetrius Darden
Academic Learning Specialist Dr. Barbara Stratton
Administrative Assistant to Head Coach Sabrina Beyer

ATHLETICS ADMINISTRATION

Director of Athletics Blake James
Deputy AD / Senior Woman Administrator Jennifer Strawley
Deputy AD / Chief Financial Officer Jason Layton
Sr. Associate AD / Academic Services David Wyman
Sr. Associate AD / Administration Dr. Renae Myles Payne
Sr. Associate AD / Communications & Digital Strategy Carter Toole
Sr. Associate AD / Compliance Craig Anderson
Sr. Associate AD / Facilities & Event Operations Tim Wise
Sr. Associate AD / Student-Athlete Development Shirelle Jackson
Sr. Associate AD / Performance, Health & Wellness Luis Feigenbaum

COMMUNICATIONS

Senior Associate AD / Communications Carter Toole
Office 305-284-3245
Cell 615-598-8540
Email carter.toole@miami.edu
Twitter @CanesCarter

Assistant AD / Communications (Primary) Camron Ghorbi
Office 305-284-3230
Cell 786-877-7329
Email c.ghorbi@miami.edu
Twitter @CamronGhorbi

Associate Director / Communications David Villavicencio
Office 305-284-3244
Cell 786-999-3739
Email davidv@miami.edu
Twitter @dvillavicencio6

Associate Director / Communications Alex Schwartz
Office 305-284-3249
Email alexschwartz@miami.edu
Twitter @AlexJSchwartz

Associate Director / Communications Megan Barnes
Office 305-284-6797
Email meganbarnes@miami.edu
Twitter @MegBarnes3

Assistant Director / Communications Kevin Ivany
Cell 305-389-6612
Email ksi9@miami.edu

Assistant Director / Communications Ashleigh Young
Email ashleigh.young@miami.edu
Twitter @ashleighyoungg

Assistant AD / Digital Strategy Tim Brogdon
Email tbrogdon@miami.edu
Twitter @TimDanBrog

Associate Director / Digital Strategy Austin Sapin
Email a.sapin@umiami.edu
Twitter @AustinSapin

Assistant Director / Digital Strategy Tessa Mortensen
Email tmortensen@miami.edu
Twitter @TessaMort

Graphic Designers / Creative Services Leo Ramos
Kyle Stopperan
Kevin Ortiz
James Karnib

Website | Twitter
www.MiamiHurricanes.com | @MiamiHurricanes | @CanesFootball

Mailing Address
5821 San Amaro Drive, Coral Gables, FL 33146



DR. JULIO FRENK
UNIVERSITY PRESIDENT
 UNIVERSIDAD NACIONAL
 AUTÓNOMA DE MÉXICO, 1979

A fourth-generation physician whose paternal grandparents fled Germany in the early 1930s to build a new life in Mexico, Julio Frenk catalyzed his deep gratitude for the kindness of strangers into a lifelong mission to improve the health, education, and well-being of people around the world.

Dr. Frenk became the sixth president of the University of Miami in August of 2015. He also holds academic appointments as Professor of Public Health Sciences at the Leonard M. Miller School of Medicine and as Professor of Health Sector Management and Policy at the Business School.

Prior to joining the University of Miami, he was the dean for nearly seven years of the Harvard T.H. Chan School of Public Health and the T & G Angelopoulos Professor of Public Health and International Development, a joint appointment with the Harvard Kennedy School of Government.

Julio Frenk served as the Minister of Health of Mexico from 2000 to 2006. There he pursued an ambitious agenda to reform the nation's health system and introduced a program of comprehensive universal coverage, known as Seguro Popular, which expanded access to health care for more than 55 million previously uninsured Mexicans.

He was the founding director-general of the National Institute of Public Health in Mexico, one of the leading institutions of its kind in the developing world. He also served as executive director in charge of Evidence and Information for Policy at the World Health Organization and as senior fellow in the global health program of the Bill & Melinda Gates Foundation, among other leadership positions.

Dr. Frenk holds a medical degree from the National University of Mexico, as well as a master of public health and a joint Ph.D. in Medical Care Organization and in Sociology from the University of Michigan. He has received honorary degrees from ten universities. His scholarly production, which includes over 170 articles in academic journals, as well as many books and book chapters, has been cited around 19,000 times.

He is a member of the American Academy of Arts and Sciences, the U.S. National Academy of Medicine, and the National Academy of Medicine of Mexico. He serves on the boards of the United Nations Foundation and the Robert Wood Johnson Foundation. He has received numerous recognitions, including the Clinton Global Citizen Award for changing the way practitioners and policy makers across the world think about health, the Bouchet Medal for Outstanding Leadership presented by Yale University for promoting diversity in graduate education, and the Welch-Rose Award for Distinguished Service from the Association of Schools and Programs of Public Health. In 2017, he was elected as a member of El Colegio Nacional, one of the most prestigious groups of intellectuals, artists, writers, and scientists of Mexico.

Julio Frenk was born in Mexico City in December 1953. He is married to Dr. Felicia Knaul, a social sector economist, and has four children.

In summary, Dr. Julio Frenk has an extensive professional record spanning three decades and a career that has included leadership positions in all relevant aspects of public health and higher education: research, teaching, analysis of public policies, institution-building, international cooperation, and national public service. He has also been involved in various initiatives to reform higher education.



DR. MARVIN DAWKINS
FACULTY REPRESENTATIVE
 EDWARD WATERS, 1970

Dr. Marvin Dawkins, a distinguished professor in the Department of Sociology at the University of Miami, is in his ninth year as the Faculty Athletics Representative. He was named to the post in April 2012, replacing Clyde McCoy after his 17 years of service in that role.

In his FAR post, Dawkins is responsible for ensuring the academic integrity of students participating in University athletic programs and helping to oversee institutional control of the Department of Athletics. The Faculty Athletics Representative serves as a liaison between the University and the athletic department. This individual is the University's voting delegate to the ACC and represents UM with the NCAA and ACC.

Dawkins received his doctorate from Florida State and completed his postdoctoral research fellowships at Howard University and The Johns Hopkins University. He previously served on the faculties of the University of Maryland, Old Dominion University and the University of Wisconsin-Parkside.

His research focuses on issues of race and social equity in such areas as education, career aspirations and mobility, substance abuse prevention, and sports. He has published widely in these areas, including his most recent article titled "Race and Pathways to Power in the National Football League" (with Jomills H. Braddock and Erica Smith), which appears in *American Behavioral Scientist* (2012).

He has published widely in these areas. Dr. Dawkins is coauthor (with Graham C. Kinloch) of the book, *African American Golfers During the Jim Crow Era* (Praeger, 2000). His most recent publications include "African American Golf Clubs in the Early Development of Black Golf" in *The Western Journal of Black Studies* (2018) and "Challenges to Title IX: A Critical Race Perspective" in *The Negro Educational Review* (2019). Dr. Dawkins serves as the University of Miami's Faculty Athletics Representative to the Atlantic Coast Conference (ACC) and the National Collegiate Athletic Association (NCAA). He served as ACC President for 2017-2018. Dr. Dawkins is also a member of the Museum Committee of the United States Golf Association (USGA).



BLAKE JAMES
DIRECTOR OF ATHLETICS
MINNESOTA STATE -
MANKATO, 1992

Since taking over as the University of Miami's Director of Athletics in 2013, Blake James has transformed The U, spearheading significant advances in all aspects of the department, including in student-athlete support, facility upgrades, ticket sales, broadcast capabilities, academic achievement as well as in the number of postseason appearances.

Miami has captured five NCAA individual championships, six ACC team titles and 65 individual ACC titles since James became Director of Athletics. Miami's recent success continues to garner both James and UM national recognition. In 2019, James concluded a two-year term as Chair of the NCAA Division I Council, the group responsible for the day-to-day decision-making for all of Division I Athletics. In 2019, he was one of five nominees for the 2019 SportsBusiness Journal Athletic Director of the Year. In 2017, James was selected as one of four Division I recipients of the 2016-17 Under Armour Athletic Director of the Year award from the National Association of Collegiate Directors of Athletics (NACDA). This summer, he was selected as the ACC's Chair of the Athletic Directors for the 2020-21 academic year.

James has always placed a strong emphasis on academics and community outreach during his seven-plus years as Miami's Director of Athletics. A record 237 UM student-athletes made the 2019-20 ACC Honor Roll. Every team posted at least a 3.0 grade point average in the spring semester and the football team's spring semester and cumulative GPAs also set team records. Nine programs were recognized for perfect single-year scores of 1,000 in the latest NCAA Academic Progress Report, and five programs -- men's and women's cross country, golf, and men's and women's tennis teams -- earned Public Recognition Awards for teams finishing in the Top 10 percent of their respective sports based on the most recent multi-year APR.

Hurricane student-athletes placed fourth nationally in this past year's NCAA Team Works Helper Helper Community Service Competition, their third consecutive Top 10 finish. Miami's rowing, soccer and men's track & field/cross country teams each finished second in their respective competitions, while football placed third.

On the fundraising front, despite a challenging climate, the Hurricane Club raised close to \$11 million in 2019-2020, including \$1.5 million in commitments to support the endowed scholarship fund, ten new Golden Canes Society Members and three new seven-figure gifts -- one being the largest gift in UM baseball history from a former student-athlete. The Sixth Annual Celebration of Women's Athletics, held this past February, raised a record \$650,000 with a record attendance of more than 550.

On the facilities front, UM's new state-of-the-art Jimmy and Kim Klotz Baseball Player Development Center opened this past summer, one of numerous facility projects Miami has completed during James' tenure.

In 2018, the \$40 million Carol Soffer Indoor Practice Facility opened for use, encompassing not just indoor practice fields for football, but also new football coaches offices, new football reception and recruiting areas, weight room renovations and new coaches offices for golf, rowing, soccer and volleyball. Other recent facility enhancements include the opening of the Schwartz Center for Athletic Excellence; a new nutrition center; new artificial and natural playing surfaces and lights on the Greentree Practice Fields; a center-hung scoreboard inside the Watsco

Center; renovations to the men's and women's basketball offices at Watsco Center; renovations to the Hecht Athletic Center; and a new videoboard for the Neil Schiff Tennis Center.

In 2018, UM set a record for football season tickets at Hard Rock Stadium (46,738) and also posted the school's highest average attendance at Hard Rock Stadium (61,469). From 2015-18, men's basketball tickets sold out for three consecutive seasons for the first time in school history.

In addition, Miami has built its broadcast, communications and marketing departments into one of the nation's leaders in digital media and video production. Miami has continually ranked at the top of the conference in the number of live ACC Network Extra broadcasts each year and produced numerous ACC Network linear telecasts during the network's debut this past year. James was also instrumental in helping Miami strike one of the largest apparel deals in the country with adidas.

Prior to being named AD, James served Miami Athletics in the roles of Interim AD and Senior Associate AD for Development and Ticket Operations, where he oversaw the day-to-day operations of development, ticket sales and ticket operations. He also was a member of the Hurricanes' senior staff and provided sport supervision.

James returned to UM after spending seven years at the University of Maine, where he first served as Senior Associate Athletic Director before serving as Director of Athletics from 2005 to 2010. During his tenure at Maine, athletics experienced tremendous success, including three trips to the Frozen Four for the men's ice hockey program and NCAA playoff berths for football, baseball (two), women's basketball and softball. James implemented a comprehensive \$17 million facility improvement plan at Maine, which included an indoor practice facility and numerous other facility upgrades and renovations. Academically, the program flourished, earning the conference academic cup twice and student-athletes maintaining a 3.0 GPA or above.

Prior to his stint at Maine, James worked in athletic development at Providence College, where he established the "Friars Forever" campaign and the Friar Athletic Fund.

James is no stranger to South Florida, beginning his athletic career with UM, working in ticket sales, corporate sales and athletic development. In 1995, he was hired as Miami's Director of Ticket Sales, serving in that capacity until 1997, when he was named an athletic development officer at the University of Nebraska. He returned to Miami in 1998 as the Director of Major Gifts and Corporate Sales and was promoted to the Director of Athletic Development at Miami in 2000 before moving on to Providence in 2002.

James graduated from Minnesota State University - Mankato with a Bachelor's degree in Marketing in 1992, and later received his Master's degree in Sports Administration from St. Thomas University in 1994. He and his wife, Kelly, have two children -- daughter, Haley, and son, Ryan.



JENNIFER STRAWLEY
DEPUTY AD / CHIEF
OPERATING OFFICER / SWA
PENNSYLVANIA, 1998

Jennifer Strawley joined the University of Miami on June 18, 2012 and currently serves as Deputy Director of Athletics and Chief Operating Officer. She also serves as the department's Senior Woman Administrator.

Serving as the second-in-command, Strawley provides strategic direction for the department and assists the Director of Athletics with the day-to-day operations. She is the sport administrator for football, soccer, women's basketball and women's tennis. Strawley leads the department's strategic planning initiatives, policy development and implementation, coordination of department and coaches meetings and gender equity and inclusion initiatives. She oversees the areas of human resources, sports medicine, academic services, equipment / Adidas, video services and student-athlete development, as well as serves as a liaison to various campus groups, the ACC and the NCAA.

Strawley played a key role in the hiring of head football coaches Mark Richt and Manny Diaz. In addition, she was instrumental in the development of Miami's annual Celebration of Women's Athletics recognizing the achievements of Miami's female student-athletes while raising money to support women's athletics.

Actively engaged in intercollegiate athletics nationally, Strawley has served on various committees within the NCAA and the ACC. She currently serves on the ACC Television Committee, the ACC Women's Basketball foresight committee, the ACC Equity Committee, the ACC Infractions and Sportsmanship Review Committee, the ACC Football Schedulers Group, and the NCAA Division I Women's Basketball Oversight Committee. She also serves on the board of directors for Women's Leaders in College Sports and the Women's Basketball Coaches Association.

Prior to UM, Strawley concluded her second tour with the NCAA as the Director of Academic and Membership Affairs. In this role, Strawley was instrumental in providing leadership in the areas of academic governance and development of academic policy. Strawley served on the senior management team and was involved in a variety of other internal operations.

Strawley rejoined the NCAA after serving as the Associate Athletics Director for Intercollegiate Sport Programs and Senior Woman Administrator at Columbia University from 2007-10. While at Columbia, she oversaw numerous varsity sport programs including football and was the athletics program liaison for gender equity and diversity initiatives. Strawley was a member of the department's Executive Management Team.

Prior to her tenure at Columbia, Strawley was the Director of Membership Services and Student-Athlete Reinstatement at the NCAA. In this role, she provided oversight of the student-athlete reinstatement process and was instrumental in the implementation of the student first philosophy. Strawley served as a liaison to numerous NCAA committees, including the NCAA Divisions I, II and III Student-Athlete Reinstatement Committees and the NCAA Olympic Sports Liaison Committee.

Strawley first joined the NCAA in 1998 as an enforcement services intern. She is a 1998 graduate of the University of Pennsylvania where she earned her Bachelor of Arts degree in history. During her time at Pennsylvania, she was a two-year captain for the Quakers' softball team. Strawley was inducted into the William Tennent High School Hall of Fame in of 2014.



JASON LAYTON
DEPUTY AD / CHIEF
FINANCIAL OFFICER
SAINT LEO, 1999

Jason Layton serves as the University of Miami Deputy Director of Athletics and Chief Financial Officer, a position he took over in August 2017. He initially joined Miami in December 2014 as the Senior Associate Athletics Director for Communications and Sales.

In his current position, Layton is responsible for managing the department's business office, marketing, digital strategies, communications, ticket sales, client experience, ticket operations, analytics, video production, and broadcast departments.

Additionally, Layton has oversight of all departmental licensing matters, Hurricane Sports Properties, and serves as the department liaison for all ACC finance and ACC Network matters.

Since his arrival, Miami has seen exceptional growth in ticket sales, licensing revenue, and video production services in both content and broadcast with ESPN and the newly formed ACC Network.

Under Layton's guidance, Miami has seen unprecedented growth in football attendance, including the most season ticket holders in university history (46,738) during the 2018 season. 2018 overall attendance average, 61,469 fans, ranking first in the nation among stadiums with seating capacities under 70,000.

The 2017 season averaged 58,682 fans, ranking second in the nation among stadiums with seating capacities under 70,000. During the 2016 season, the Hurricanes totaled 42,000 season ticket holders, averaging 58,572 fans per game – the 27th-highest total in the nation and leader among all Power Five schools in percentage increase on a year-to-year basis (23 percent).

Miami also sold out its entire 2015-16, 2016-17, 2017-18 men's basketball season ticket allotments, marking the first time in Hurricane Athletics history that a team has sold out its season ticket allotment in back-to-back-to-back seasons.

Layton serves as the primary contact for ESPN, overseeing the recent launch of the ACC Network, first in digital format in August 2016, and building to the linear network in the fall of 2019.

Layton, a Florida native, arrived in Miami after spending the 2012-2014 seasons at Colorado State University, where he served as the department's Senior Associate Athletics Director for Sales and Marketing. During his time in Fort Collins, Colo., Layton's ticket sales plans drove double-digit increases in football, volleyball, men's basketball and women's basketball revenue and tickets sold.

Before he arrived at Colorado State, Layton spent 13 years with the Tampa Bay Buccaneers. In his 13 years with the club, he handled a variety of responsibilities including sales, marketing, ticket operations, luxury suite operations, advertising, accounting, finance, and purchasing. Layton began his career with the Buccaneers as a customer service representative in 1999 before elevating to the role of Senior Director of Business Administration in 2011. Layton received his bachelor's and master's degrees from Saint Leo University in Saint Leo, Fla.



DAVID WYMAN
SENIOR ASSOCIATE AD
ACADEMIC SERVICES
 FLORIDA A&M, 1994

"When you do the right things, the right things happen."

David Wyman has empowered over 2,500 student-athletes with his signature creed. Now in his 26th year, Wyman has advised and mentored a diverse population of student-athletes to become skilled professionals in many different careers.

Wyman is the Senior Associate Athletic Director for Academic Services at the University of Miami, a position he was promoted to in August 2017. Wyman is also the sport administrator for Miami's volleyball and Men's Tennis program.

He began his own career as an intern, and was quickly promoted to the full-time staff after working just two months in the academic services division. Wyman became the assistant director two years later, supervising the tutorial program and advising both the football and men's basketball teams. He was then promoted to associate director, taking on the responsibility of coordinating the NCAA eligibility certification for all 400 student-athletes.

Since 2004, Wyman has managed the Division of Athletic Academic Services, currently leading a staff of ten full-time professionals. Under his leadership, the department and sport programs have gained national recognition and honors for continued growth in both academic progress rates (APR) and graduation success.

A 2016 inductee to the Iron Arrow Honor Society, Wyman has helped guide the football team to a pair AFCA Academic Achievement Awards for graduating 100 percent of student-athletes in the freshman classes of 2002 and 2009. Under his leadership, the University of Miami Graduation Success Rate has been 90% or higher seven out of the last eight years.

Wyman is a 1994 graduate of Florida A&M with a bachelor's degree in accounting. He earned a master's degree in sports administration from St. Thomas University in 1995. Born in Staten Island, N.Y., he is married to Jewyll, and the couple has three daughters: Rebecca, Dominique and Sarah. Wyman has been a Big Brother in the Miami-Dade Big Brother/Big Sister Organization and is also a member of Omicron Delta Kappa, The National Leadership Honor Society and the National Association of Academic Advisors for Athletics.



DR. RENAE MYLES PAYNE
SENIOR ASSOCIATE AD
ADMINISTRATION
 SOUTHERN MISS, 1997

Dr. Renae Myles Payne joined Miami Athletics on Oct. 9, 2019 as the department's Senior Associate Athletic Director, Administration. In June 2020, her role was expanded to include, Chief Diversity Officer.

Myles Payne, who reports to the Deputy Athletic Director/Chief Operating Officer, is responsible for the direct oversight of policy development, budget and personnel management of video services, equipment, swimming and diving and golf. She will also provide oversight and leadership to all aspects of sports administration within the department including game contracts, budgets, scheduling and team rules.

In addition, Myles Payne is responsible for oversight and development of department policies and procedures. She will provide leadership for development and implementation of the strategic plan, as well as leadership and management of

inclusion and diversity initiatives.

"We are thrilled to welcome Renae to the Hurricanes family," Deputy AD/COO Jennifer Strawley said upon her hiring. "Renae's decorated background in athletics administration, as well as her extensive work on numerous national governing boards and committees, will be a tremendous asset to the day-to-day operations of UM Athletics."

Myles Payne, who boasts over 20 years of experience in college athletics, arrived in Coral Gables from Winthrop University, where she served as Senior Associate AD for Internal Operations and Senior Woman Administrator for three years. Prior to her stint at Winthrop, she worked at the University of Connecticut, University of Pittsburgh, San Jose State, Delaware State, Southwest Baptist and Alabama A&M.

In July 2019, Myles Payne received the NCAA Division I Administrator of the Year Award from Women Leaders in College Sports. She was recently a member of the NCAA Committee on Academics and served on the Data Review Subcommittee. She is on the Board of Directors of the Minority Opportunities Athletic Association (MOAA) and is the chair of the Symposium Committee. Myles Payne is a regular presenter at MOAA and the College Athletics Business Management Association (CABMA) at the National Association of Collegiate Directors of Athletics (NACDA) conventions. She is a member of Women Leaders in College Sports and a proud member of Sigma Gamma Rho Sorority, Inc.

Myles Payne completed the NCAA Leadership Institute for Ethnic Minority Males & Females and the Women Leaders in College Sports Mentoring Institute for Advancement in 2009 and Executive Institute in 2019, NACDA Mentoring Institute (2009, and 2014, 2019), Sport Management Institute (2011), the 1A Athletic Directors' Association Institute (2011, 2012, 2013), Executive PREP Advisory Program (2012), Collegiate Athletics Leadership Symposium (2012 and 2013) and Leadership Huntsville (2015). She is also a certified facilitator of True Colors Personal Success Assessments.

Myles Payne, a native of Clarksdale, Miss., graduated from the University of Southern Mississippi in 1997, where she also competed in track and field. She received her M.Ed. in Sports Administration in 2000 from Northwestern State and her Ed.D. in Higher Education Administration from Pittsburgh in 2005.



CARTER TOOLE
SENIOR ASSOCIATE AD
COMMUNICATIONS & DIGITAL
STRATEGY
 NORTH CAROLINA, 1995

Carter Toole serves as the Senior Associate Athletic Director for Communications and Digital Strategy at the University of Miami. He joined the Hurricanes as an Associate AD in November 2016 and was promoted to his current role in August 2017.

Toole oversees UM's communications, digital and graphics departments, as well as assisting with publicity for the football program and head football coach Manny Diaz. He also serves as the sport administrator for the women's tennis program. Miami's communications staff won its first Football Writers Association of America Super 11 Award in 2018.

Toole previously co-owned a Nashville-based marketing agency, Wheelhouse Marketing Advisors, which was acquired by a local technology firm (Atiba) at the end of 2015. Before launching Wheelhouse, he served as Vice President, Digital, at another Nashville firm, January & Associates.

Prior to entering the agency business, Toole worked in the National Football League for nine seasons with four teams. After public relations stints with the Green Bay Packers, Tennessee Titans and Tampa Bay Buccaneers, he joined the Houston Texans as the club's first Director of Internet services

& Publications. He was part of the Texans' communications staff that won the Pete Rozelle Award in 2004 as voted on by the Pro Football Writers Association of America. He also authored the book *Opening Night* on Houston's return to the NFL. Toole has worked eight Super Bowls as a member of the NFL's media relations staff.

Toole started his sports communications career in the media relations offices at Arizona State University and the University of North Carolina at Chapel Hill, where he earned his bachelor's degree in English.

A native of Alexandria, Va., Toole and his wife, Barbara, have two daughters.



CRAIG ANDERSON
SENIOR ASSOCIATE AD
COMPLIANCE
PITTSBURGH, 2005

Craig Anderson was appointed to the athletics department's executive senior staff and named Senior Associate Athletics Director for Compliance in July 2015.

In his current role, he provides direct oversight for the compliance office and is responsible for managing all aspects of the University's compliance program, including educating coaches, student-athletes, boosters, athletic department staff and other University officials about NCAA and Atlantic Coast Conference rules and regulations and also oversees the drug testing program for the Athletics Department. In addition he currently serves as the sport administrator for both the men's basketball and baseball programs.

Anderson joined the Hurricanes in March 2013 as the Associate Athletics Director for Compliance, having previously served in similar roles at NC State, the University of Virginia and UNLV. He is actively involved in national governance activities. He currently serves on the NCAA Division I Initial-Eligibility Waivers Committee and previously served on the ACC Constitution & Bylaws Committee.

A native of Corning, NY, Anderson received his bachelor's degree in political science from the University of Pittsburgh where he worked in the Compliance Office for four years. He earned his master's degree in athletic administration from Marshall University.



TIM WISE
SENIOR ASSOCIATE AD
FACILITIES & EVENT
OPERATIONS
SOUTH CAROLINA, 1996

Tim Wise is in his eighth year as the Senior Associate Athletic Director for Facilities and Event Operations at the University of Miami. Wise joined the UM staff in June 2012.

Wise has oversight of numerous areas within the department: facilities and maintenance services, capital projects/construction, facilities master planning, event management and guest services, camps/clinics, risk management and information technology. He is also the liaison to the Watsco Center and Hard Rock Stadium, as well as serves as the sport administrator for Miami's rowing team. He previously oversaw the strength & conditioning, nutrition and women's soccer programs.

Wise, who has more than 24 years of experience in college athletics as an event manager, facilities director and administrator, was hired by the University of Wisconsin Athletic Department as assistant athletic director for events and facilities in August, 2008. In January 2012, he was named

interim associate athletic director and elevated to the event management team with additional oversight of the University Ridge Golf Course and \$125 million in capital projects.

Wise also had supervisory oversight of the UW Athletics event management, facilities, food and beverage and guest services units and oversaw an annual budget of approximately \$15 million. He also served in a lead role in administrative coordination of UW Athletics concerts, summer camps and event parking.

Wise served as the director of facility maintenance at the University of Connecticut from August 2005 to August 2008. He oversaw daily operations of athletic facilities, projects and event operations as the assistant athletics director for facilities and operations at Eastern Michigan University from November 2003 to June 2005.

Wise was hired as the athletics event manager at the University of Denver in August 2000 and promoted to the director of athletics events in August 2001 and served in that role until October 2003. Prior to his time at Denver, Wise was the event services manager at The Ohio State University's Schottenstein Center.

Wise was an event operations manager intern at Michigan State University from August 1998 to May 1999. His first position upon graduation from college was as a conference coordinator at the University of South Carolina from December 1996 to January 1998.

Wise has extensive experience working at NCAA and conference championship events. At Wisconsin, he served on the departments Diversity Integration Group and was the representative to the City of Madison and UW Campus Joint Southeast Campus Area Committee. In the past, he served on Connecticut's Environmental Compliance Team as well as the schools Environmental Policy Advisory Council. He also served on the NCAA Woman of the Year Selection Committee and the NCAA Minority Opportunities and Interests Committee, three years as the Vice Chair. Wise earned the University of Denver Center for Multicultural Excellence Outstanding Staff Award in 2002-03.

Wise is a member of Alpha Phi Alpha, Fraternity, Inc. and served as the President of the local Mu Eta Lambda alumni chapter. He is a member of the Collegiate Event and Facility Management Association and was named to the Board of Directors in September 2011 and the 3rd Vice President in June 2012, 2nd Vice President in June 2013, 1st Vice President in June 2014 and served as The President for 2015-16. Wise also has membership in the Minority Opportunities Athletic Association and the National Association of Collegiate Directors of Athletics.

In February 2017, Wise was named to the MOAA Board of Directors, and in 2019, he was named to the organization's Executive Committee. He has participated in the NCAA Leadership Institute Continuing Education Series, the NCAA Leadership Institute for Ethnic Minority Males, the NACDA Mentoring Institute and NCAA Diversity Education Training. Most recently, Wise completed and graduated from the highly prestigious collegiate athletics executive leadership training program at the Sports Management Institute.

Wise is a 1996 graduate of the University of South Carolina with a bachelor's degree in business administration and earned a masters' degree in human performance and sport studies from the University of Tennessee in 1998.



LUIS FEIGENBAUM
SENIOR ASSOCIATE AD
PERFORMANCE, HEALTH &
WELLNESS

MIAMI, 1998, 2000 | TEMPLE, 2011 (PHD)

Luis Feigenbaum was named Senior Associate Athletics Director for Performance, Health and Wellness in August 2018. He was promoted after serving as the UHealth Chief of Sports Physical Therapy. He is also the program director for the University of Miami Sports Physical Therapy Residency and a clinical assistant professor in the Department of Physical Therapy at the Miller School of Medicine.

Luis is a Board Certified Sports Clinical Specialist (2008) through the American Board of Physical Therapy Specialties, Certified and Licensed Athletic Trainer (2003) by National Athletic Trainers Association, and a Certified Strength and Conditioning Specialist (2000) by the National Strength and Conditioning Association, a Certified Blood Flow Restriction Therapy (2016) provider, and has completed a FIFA Diploma in Sports Medicine (2017).

He is a two-time graduate of the University of Miami, in 1998 earning his B.S. in Health Science and 2000 with a master's degree in Physical Therapy. He earned his Doctor of Physical Therapy in 2011 from Temple University.

A native of Miami, Feigenbaum and his wife, Jessica, also a two-time alumna of the University of Miami, have two daughters, Siena and Presley.



SHIRELLE JACKSON
SENIOR ASSOCIATE AD
STUDENT-ATHLETE
DEVELOPMENT

BOWLING GREEN, 1994

Shirelle Jackson is the Senior Associate Athletic Director of Student-Athlete Development at the University of Miami. Jackson initially joined Miami as the director of student-athlete development in March 2014 and was promoted to assistant AD in July 2016.

Elevated to her current title in August 2017, Jackson also oversees the Hurricanes' track and field and cross country programs.

Prior to joining the athletics department, Jackson spent the previous five years in various capacities in the College of Arts and Sciences at UM. In 2014, Jackson received the Department of Biology Excellence in Service Award, for her efforts with 800 + Biology majors.

Her initial position within athletics was a new role intended to enhance the athletic department's efforts to develop programming which will enhance the total development of our student-athletes. Under her vision and leadership that role has grown into an office with two full time staff members and year round programming and leadership opportunities for our student athlete population. Due to the high level of community outreach, in 2018, the Miami Hurricanes earned the NCAA Helper-Helper Division I Community Service National Championship Award.

In addition to community service & outreach efforts, Jackson has been a featured panelist & speaker for the Women In Sports Forum, 2016 and 2018. She also served in the same capacity for Women Leaders in College Sports (formerly NACWAA) during their Institute for Administrative Advancement, 2019. Jackson has been a member of Women Leaders in College Sports since 2002. She is a 2002 graduate of Women Leaders/HERS Institute for Administrative Advancement. In 2016, Jackson received the Women Leaders Nell Jackson Administrator of the Year Award

for her efforts engaging student-athletes, department staff & campus partners with an inclusive environment.

Prior to arriving at UM, Shirelle was the director of athletic academic support services from 2005-08 at FIU, where she oversaw the management and operation of the school's academic support program for its 400 student-athletes. She also coordinated the academic and personal advising, class registration, tutors, study hall and study skills workshops. During her tenure at FIU, she saw her full-time staff increase to six and the student-athlete graduation rate improved by 16 percent.

She was the assistant director for student-athlete services for 11 months at Bowling Green State University in Bowling Green, Ohio. Her first athletics position was as assistant AD for student development from August 2002-July 2004 at Eastern Connecticut State.

Jackson was a two-year letter winner for the women's track and field team at Bowling Green. She received her bachelor's degree from Bowling Green in 1994 and her master's degree in counseling from Central Connecticut State in 1998. She is currently a doctoral candidate in higher education leadership at Nova Southeastern in Davie.

She is married to Jason Jackson, who is the television host and outside reporter for Miami HEAT telecasts on Sun Sports. The couple has two children – Justin and Jordan.



STUDENT-ATHLETES

Alphabetical Roster.....10-11

Numerical Roster.....12-13

Player Profiles.....14-39

ALPHABETICAL ROSTER

NO	NAME	POS	HT	WT	CL.	HOMETOWN (PREVIOUS SCHOOL) (HIGH SCHOOL)
67	Gavin Adams	OL	6-2	270	Fr.	Derry, Pa. (Derry Area)
37	Colvin Alford	LB	6-0	220	R-Jr.	Miami, Fla. (Coral Reef)
18	Tirek Austin-Cave	LB	6-1	220	Fr.	Pennsauken, N.J. (Camden)
27	Brian Balom	S	6-0	190	Fr.	Miramar, Fla. (Miramar)
36	Andrew Barnes	DB	6-0	195	R-Fr.	Silver Springs, Md. (Walter Johnson)
7	Al Blades, Jr.	DB	6-1	192	Jr.	Fort Lauderdale, Fla. (St. Thomas Aquinas)
92	Jason Blissett, Jr.	DL	6-4	262	R-Fr.	Queens, N.Y. (Poly Prep)
21	Bubba Bolden	S	6-3	200	R-Jr.	Las Vegas, Nev. (USC) (Bishop Gorman)
30	Jose Borregales	K	5-10	205	R-Sr.	Miami, Fla. (FIU) (Booker T. Washington)
6	Sam Brooks, Jr.	LB	6-2	220	So.	Miami Gardens, Fla. (Miami Northwestern)
22	Robert Burns	RB	5-11	225	R-Jr.	Miami, Fla. (Gulliver Prep)
46	Suleman Burrows	DB	5-9	179	R-So.	St. Louis, Mo. (John Burroughs School)
31	Connor Byrne	WR	6-2	195	R-Jr.	Fairfield, Conn. (Rochester) (Fairfield College Prep)
74	John Campbell, Jr.	OL	6-5	310	R-So.	Orlando, Fla. (Dr. Phillips)
5	Amari Carter	S	6-0	200	Sr.	Palm Beach Gardens, Fla. (Palm Beach Gardens)
43	Isaiah Cashwell	RB	5-8	214	R-So.	Mineola, N.Y. (Chaminade)
2	Donald Chaney, Jr.	RB	5-10	210	Fr.	Homestead, Fla. (Belen Jesuit)
53	Jakai Clark	OL	6-3	320	So.	Loganville, Ga. (Grayson)
28	Marcus Clarke	CB	5-10	190	Fr.	Winter Park, Fla. (Winter Park)
23	Te'Cory Couch	CB	5-10	172	So.	Fort Lauderdale, Fla. (Chaminade-Madonna)
47	Turner Davidson	K	5-9	160	R-Jr.	San Antonio, Texas (Ronald Reagan)
55	Navaughn Donaldson	OL	6-6	350	Sr.	Miami, Fla. (Miami Central)
29	Isaiah Dunson	CB	6-1	184	Fr.	Tucker, Ga. (Tucker)
77	Adam ElGammal	OL	6-4	310	R-Fr.	Middle Village, N.Y. (Christ The King)
39	Gannon Feldmann	DB	5-10	198	R-Fr.	Danville, Pa. (IMG Academy)
51	Graden Feldmann	LB	5-11	225	Fr.	Danville, Pa. (Lewisburg Area)
27	Marshall Few	WR	5-11	190	R-Jr.	Ponte Vedra Beach, Fla. (Ponte Vedra)
69	Sam Fishman	DL	6-3	215	Fr.	Highland Park, Ill. (Highland Park)
11	Corey Flagg, Jr.	LB	5-11	228	Fr.	Houston, Texas (North Shore)
96	Jonathan Ford	DL	6-5	318	Sr.	Ft. Lauderdale, Fla. (Dillard)
3	Gilbert Frierson	STRK	6-1	205	R-So.	Coral Gables, Fla. (Coral Gables)
87	Matias Gasc	P	5-10	180	R-Sr.	Coral Springs, Fla. (Stetson) (Coral Springs Charter)
65	Corey Gaynor	OL	6-4	300	R-Jr.	Parkland, Fla. (Douglas)
71	Jared "Moose" Griffith	OL	6-3	320	R-So.	Sarasota, Fla. (Riverview)
40	Luis Gutierrez, Jr.	CB	5-9	156	R-Fr.	Key Biscayne, Fla. (IMG Academy)
26	Gurvan Hall, Jr.	S	6-0	194	Jr.	West Palm Beach, Fla. (Palm Beach Gardens)
3	Michael Harley	WR	5-9	180	Sr.	Fort Lauderdale, Fla. (St. Thomas Aquinas)
20	Jalen Harrell	S	6-2	200	Fr.	Hollywood, Fla. (Champagnat Catholic)
23	Cam/Ron Harris	RB	5-10	210	Jr.	Opa Locka, Fla. (Carol City)
81	Jared Harrison-Hunte	DL	6-4	285	R-Fr.	Middle Village, N.Y. (Christ The King)
12	Jahfari Harvey	DL	6-4	245	R-Fr.	Port St. Lucie, Fla. (Vero Beach)
94	Louis Hedley	P	6-4	220	R-Jr.	Mandurah, Australia (City College of San Francisco)
81	Larry Hodges	TE	6-2	230	R-Fr.	Tampa, Fla. (Jesuit)
48	Jake Hoffman	LB	6-1	210	R-Fr.	Hollywood, Fla. (Chaminade-Madonna)
98	Jalar Holley	DL	6-2	285	R-Fr.	Auburn, Ga. (Buford)
31	Jarius Howard	WR	5-10	167	R-Fr.	Portsmouth, Va. (Oscar Frammel Smith)
9	Avery Huff	LB	6-3	215	R-Fr.	Hollywood, Fla. (St. Thomas Aquinas)
40	Will Huggins	WR	6-2	218	R-So.	Richland, Wash. (IMG Academy)
8	DJ Ivey	DB	6-1	195	Jr.	Florida City, Fla. (South Dade)
58	Clay James	LS	5-9	196	R-So.	Cocoa, Fla. (Cocoa)
44	Bradley Jennings, Jr.	LB	6-1	225	R-Jr.	Jacksonville, Fla. (Sandalwood)
39	Dante Johnson	WR	6-2	208	R-Jr.	Covington, Ga. (Newton)
9	Brevin Jordan	TE	6-3	245	Jr.	Las Vegas, Nev. (Bishop Gorman)
52	Patrick Joyner, Jr.	LB	6-2	225	R-So.	Homestead, Fla. (South Dade)
1	D'Eriq King	QB	5-11	202	R-Sr.	Manvel, Texas (Houston) (Manvel)
4	Jaylan Knighton	RB	5-10	190	Fr.	Lauderhill, Fla. (Deerfield Beach)
45	Bryan Levine	DL	6-3	230	R-Fr.	Los Angeles, Calif. (Brentwood School)
34	Elias Lugo-Fagundo	WR	6-0	198	R-Jr.	Cabo Rojo, Puerto Rico (IMG Academy)
85	Will Mallory	TE	6-5	245	Jr.	Jacksonville, Fla. (Providence School)
86	Dominic Mammarella	TE	6-4	235	Fr.	Naples, Fla. (Naples)

ALPHABETICAL ROSTER

NO	NAME	POS	HT	WT	CL.	HOMETOWN (PREVIOUS SCHOOL) (HIGH SCHOOL)
18	Tate Martell	QB	5-11	205	R-Jr.	Las Vegas, Nev. (Ohio State) (Bishop Gorman)
17	Peyton Matocha	QB	6-4	204	R-Fr.	Houston, Texas (St. Thomas)
53	Zach McCloud	LB	6-2	235	R-Sr.	Lantana, Fla. (Santalucas)
91	Jordan Miller	DL	6-4	325	R-So.	Jacksonville, Fla. (Sandalwood)
59	Alan Nadelsticher	LS	6-0	185	R-Fr.	Mexico City, Mexico (IMG Academy)
49	Mason Napper	LS	6-2	225	R-Fr.	Marietta, Ga. (Lassiter)
84	Josh Neely	DL	6-3	258	R-Fr.	Miami, Fla. (Miami Senior)
60	Zion Nelson	OL	6-5	312	So.	Sumter, S.C. (Sumter)
79	Frank Paredes	OL	6-4	320	Fr.	Miami, Fla. (Belen Jesuit)
41	Michael Parrott	FB	5-11	235	R-Jr.	Canton, N.C. (Alabama) (Pisgah)
12	Jeremiah Payton	WR	6-1	195	R-Fr.	Neptune Beach, Fla. (Fletcher)
5	N'Kosi Perry	QB	6-4	190	R-Jr.	Ocala, Fla. (Vanguard)
15	Jaelan Phillips	LB	6-5	266	R-Jr.	Redlands, Calif. (UCLA) (Redlands East Valley)
6	Mark Pope	WR	6-0	180	Jr.	Miami, Fla. (Miami Southridge)
86	Fred Potter	P	5-11	183	Fr.	London, United Kingdom (Gulliver Prep)
45	Camden Price	K	6-1	175	R-So.	Severn, Md. (Archbishop Spalding)
48	Robert Prosek	TE	6-4	235	R-Fr.	Key Largo, Fla. (Coral Shores)
85	Sebastian Przytula	P/K	6-1	185	Fr.	Largo, Fla. (Clearwater Central Catholic)
34	Ryan Ragone	DB	5-11	215	R-So.	Houston, Texas (Arkansas State) (Pasadena Memorial)
83	Michael Redding III	WR	6-1	202	Fr.	Pensacola, Fla. (IMG Academy)
52	Cleveland Reed, Jr.	OL	6-3	320	R-So.	Fort Meade, Fla. (Fort Meade)
7	Xavier Restrepo	WR	5-10	196	Fr.	Coconut Creek, Fla. (Deerfield Beach)
64	Jalen Rivers	OL	6-5	325	Fr.	Jacksonville, Fla. (Oakleaf)
16	Ryan Rizk	QB	6-1	195	R-So.	Boynton Beach, Fla. (American Heritage Delray)
99	Elijah Roberts	DE	6-4	275	Fr.	Miami, Fla. (Christopher Columbus)
2	Quincy Roche	DL	6-4	245	R-Sr.	Randallstown, Md. (Temple) (New Town)
38	Shane Sawyer	LB	6-3	245	R-Fr.	Jupiter, Fla. (Jupiter Christian)
51	DJ Scaife, Jr.	OL	6-3	314	Jr.	Miami, Fla. (Southridge)
68	Michael Scibelli	DL	6-1	305	R-So.	Oceanside, N.Y. (Oceanside)
1	Nesta Jade Silvera	DL	6-2	305	Jr.	Pembroke Pines, Fla. (American Heritage Plantation)
4	Keontra Smith	DB	5-11	215	So.	West Park, Fla. (Chaminade-Madonna)
88	Keyshawn Smith	WR	6-0	182	Fr.	San Diego, Calif. (Lincoln)
35	Zac Smith	LB	6-2	243	R-Fr.	Bradenton, Fla. (Braden River)
17	Waynmon Steed	LB	5-11	222	R-Jr.	Miami, Fla. (Central)
76	Ousman Traore	OL	6-3	310	R-So.	College Park, Ga. (Hutchinson C.C.) (Hapeville Charter)
47	Mykel Tubbs	WR	6-3	190	R-Fr.	Atlanta, Ga. (Holy Innocents Episcopal)
19	Tyler Van Dyke	QB	6-4	220	Fr.	Glastonbury, Conn. (Suffield Academy)
54	Issiah Walker, Jr.	OL	6-5	290	Fr.	Miami, Fla. (Florida) (Miami Norland)
72	Chris Washington	OL	6-7	300	Fr.	Nashville, Tenn. (John Overton)
25	Keshawn Washington	S	6-1	190	Fr.	Homestead, Fla. (South Dade)
8	Dee Wiggins	WR	6-3	195	Jr.	Miami, Fla. (Miami Southridge)
31	Avantae Williams	S	6-0	180	Fr.	DeLand, Fla. (DeLand)
22	Cameron Williams	DL	6-4	240	R-Fr.	Hollywood, Fla. (Chaminade-Madonna)
33	Chantz Williams	DE	6-4	255	Fr.	Jacksonville, Fla. (Oakleaf)
24	Christian Williams	CB	6-1	195	So.	Daphne, Ala. (Daphne)
62	Jarrid Williams	OL	6-6	308	R-Sr.	Cedar Hill, Texas (Houston) (Cedar Hill)
90	Quentin Williams	DE	6-3	260	Fr.	Charlotte, N.C. (Mallard Creek)
84	Dazalin Worsham	WR	6-1	175	Fr.	Birmingham, Ala. (Hewitt-Trussville)

NUMERICAL ROSTER

NO	NAME	POS	HT	WT	CL.	HOMETOWN (PREVIOUS SCHOOL) (HIGH SCHOOL)
1	D'Eriq King	QB	5-11	202	R-Sr.	Manvel, Texas (Houston) (Manvel)
1	Nesta Jade Silvera	DL	6-2	305	Jr.	Pembroke Pines, Fla. (American Heritage Plantation)
2	Donald Chaney, Jr.	RB	5-10	210	Fr.	Homestead, Fla. (Belen Jesuit)
2	Quincy Roche	DL	6-4	245	R-Sr.	Randallstown, Md. (Temple) (New Town)
3	Gilbert Frierson	STRK	6-1	205	R-So.	Coral Gables, Fla. (Coral Gables)
3	Michael Harley	WR	5-9	180	Sr.	Fort Lauderdale, Fla. (St. Thomas Aquinas)
4	Jaylan Knighton	RB	5-10	190	Fr.	Lauderhill, Fla. (Deerfield Beach)
4	Keontra Smith	STRK	5-11	215	So.	West Park, Fla. (Chaminade-Madonna)
5	Amari Carter	S	6-0	200	Sr.	Palm Beach Gardens, Fla. (Palm Beach Gardens)
5	N'Kosi Perry	QB	6-4	190	R-Jr.	Ocala, Fla. (Vanguard)
6	Sam Brooks, Jr.	LB	6-2	220	So.	Miami Gardens, Fla. (Miami Northwestern)
6	Mark Pope	WR	6-0	180	Jr.	Miami, Fla. (Miami Southridge)
7	Al Blades, Jr.	CB	6-1	192	Jr.	Fort Lauderdale, Fla. (St. Thomas Aquinas)
7	Xavier Restrepo	WR	5-10	196	Fr.	Coconut Creek, Fla. (Deerfield Beach)
8	DJ Ivey	CB	6-1	195	Jr.	Florida City, Fla. (South Dade)
8	Dee Wiggins	WR	6-3	195	Jr.	Miami, Fla. (Miami Southridge)
9	Avery Huff	LB	6-3	215	R-Fr.	Hollywood, Fla. (St. Thomas Aquinas)
9	Brevin Jordan	TE	6-3	245	Jr.	Las Vegas, Nev. (Bishop Gorman)
11	Corey Flagg, Jr.	LB	5-11	228	Fr.	Houston, Texas (North Shore)
12	Jahfari Harvey	DL	6-4	245	R-Fr.	Port St. Lucie, Fla. (Vero Beach)
12	Jeremiah Payton	WR	6-1	195	R-Fr.	Neptune Beach, Fla. (Fletcher)
15	Jaelan Phillips	LB	6-5	266	R-Jr.	Redlands, Calif. (UCLA) (Redlands East Valley)
16	Ryan Rizk	QB	6-1	195	R-So.	Boynton Beach, Fla. (American Heritage Delray)
17	Peyton Matocha	QB	6-4	204	R-Fr.	Houston, Texas (St. Thomas)
17	Waymon Steed	LB	5-11	222	R-Jr.	Miami, Fla. (Central)
18	Tirek Austin-Cave	LB	6-1	220	Fr.	Pennsauken, N.J. (Camden)
18	Tate Martell	QB	5-11	205	R-Jr.	Las Vegas, Nev. (Ohio State) (Bishop Gorman)
19	Tyler Van Dyke	QB	6-4	220	Fr.	Glastonbury, Conn. (Suffield Academy)
20	Jalen Harrell	S	6-2	200	Fr.	Hollywood, Fla. (Champagnat Catholic)
21	Bubba Bolden	S	6-3	200	R-Jr.	Las Vegas, Nev. (USC) (Bishop Gorman)
22	Robert Burns	RB	5-11	225	R-Jr.	Miami, Fla. (Gulliver Prep)
22	Cameron Williams	DL	6-4	240	R-Fr.	Hollywood, Fla. (Chaminade-Madonna)
23	Te'Cory Couch	CB	5-10	172	So.	Fort Lauderdale, Fla. (Chaminade-Madonna)
23	Cam'Ron Harris	RB	5-10	210	Jr.	Opa Locka, Fla. (Carol City)
24	Christian Williams	CB	6-1	195	So.	Daphne, Ala. (Daphne)
25	Keshawn Washington	S	6-1	190	Fr.	Homestead, Fla. (South Dade)
26	Gurvan Hall, Jr.	S	6-0	194	Jr.	West Palm Beach, Fla. (Palm Beach Gardens)
27	Brian Balom	S	6-0	190	Fr.	Miramar, Fla. (Miramar)
27	Marshall Few	WR	5-11	190	R-Jr.	Ponte Vedra Beach, Fla. (Ponte Vedra)
28	Marcus Clarke	CB	5-10	190	Fr.	Winter Park, Fla. (Winter Park)
29	Isaiah Dunson	CB	6-1	184	Fr.	Tucker, Ga. (Tucker)
30	Jose Borregales	K	5-10	205	R-Sr.	Miami, Fla. (FIU) (Booker T. Washington)
31	Connor Byrne	WR	6-2	195	R-Jr.	Fairfield, Conn. (Rochester) (Fairfield College Prep)
31	Jarius Howard	WR	5-10	167	R-Fr.	Portsmouth, Va. (Oscar Frammel Smith)
31	Avantae Williams	S	6-0	180	Fr.	DeLand, Fla. (DeLand)
33	Chantz Williams	DE	6-4	255	Fr.	Jacksonville, Fla. (Oakleaf)
34	Elias Lugo-Fagundo	WR	6-0	198	R-Jr.	Cabo Rojo, Puerto Rico (IMG Academy)
34	Ryan Ragone	LB	5-11	215	R-So.	Houston, Texas (Arkansas St.) (Pasadena Memorial)
35	Zac Smith	LB	6-2	243	R-Fr.	Bradenton, Fla. (Braden River)
36	Andrew Barnes	DB	6-0	195	R-Fr.	Silver Springs, Md. (Walter Johnson)
37	Colvin Alford	LB	6-0	220	R-Jr.	Miami, Fla. (Coral Reef)
38	Shane Sawyer	LB	6-3	245	R-Fr.	Jupiter, Fla. (Jupiter Christian)
39	Gannon Feldmann	S	5-10	198	R-Fr.	Danville, Pa. (IMG Academy)
39	Dante Johnson	WR	6-2	208	R-Jr.	Covington, Ga. (Newton)
40	Luis Gutierrez, Jr.	CB	5-9	156	R-Fr.	Key Biscayne, Fla. (IMG Academy)
40	Will Huggins	WR	6-2	218	R-So.	Richland, Wash. (IMG Academy)
41	Michael Parrott	FB	5-11	235	R-Jr.	Canton, N.C. (Alabama) (Pisgah)
43	Isaiah Cashwell	RB	5-8	214	R-So.	Mineola, N.Y. (Chaminade)
44	Bradley Jennings, Jr.	LB	6-1	225	R-Jr.	Jacksonville, Fla. (Sandalwood)
45	Bryan Levine	DL	6-3	230	R-Fr.	Los Angeles, Calif. (Brentwood School)

NUMERICAL ROSTER

NO	NAME	POS	HT	WT	CL.	HOMETOWN (PREVIOUS SCHOOL) (HIGH SCHOOL)
45	Camden Price	K	6-1	175	R-So.	Severn, Md. (Archbishop Spalding)
46	Suleman Burrows	CB	5-9	179	R-So.	St. Louis, Mo. (John Burroughs School)
47	Turner Davidson	K	5-9	160	R-Jr.	San Antonio, Texas (Ronald Reagan)
47	Mykel Tubbs	WR	6-3	190	R-Fr.	Atlanta, Ga. (Holy Innocents Episcopal)
48	Jake Hoffman	LB	6-1	210	R-Fr.	Hollywood, Fla. (Chaminade-Madonna)
48	Robert Prosek	TE	6-4	235	R-Fr.	Key Largo, Fla. (Coral Shores)
49	Mason Napper	LS	6-2	225	R-Fr.	Marietta, Ga. (Lassiter)
51	Graden Feldmann	LB	5-11	225	Fr.	Danville, Pa. (Lewisburg Area)
51	DJ Scaife, Jr.	OL	6-3	314	Jr.	Miami, Fla. (Southridge)
52	Patrick Joyner, Jr.	LB	6-2	225	R-So.	Homestead, Fla. (South Dade)
52	Cleveland Reed, Jr.	OL	6-3	320	R-So.	Fort Meade, Fla. (Fort Meade)
53	Jakai Clark	OL	6-3	320	So.	Loganville, Ga. (Grayson)
53	Zach McCloud	LB	6-2	235	R-Sr.	Lantana, Fla. (Santaluces)
54	Issiah Walker, Jr.	OL	6-5	290	Fr.	Miami, Fla. (Florida) (Miami Norland)
55	Navaughn Donaldson	OL	6-6	350	Sr.	Miami, Fla. (Miami Central)
58	Clay James	LS	5-9	196	R-So.	Cocoa, Fla. (Cocoa)
59	Alan Nadelsticher	LS	6-0	185	R-Fr.	Mexico City, Mexico (IMG Academy)
60	Zion Nelson	OL	6-5	312	So.	Sumter, S.C. (Sumter)
62	Jarrid Williams	OL	6-6	308	R-Sr.	Cedar Hill, Texas (Houston) (Cedar Hill)
64	Jalen Rivers	OL	6-5	325	Fr.	Jacksonville, Fla. (Oakleaf)
65	Corey Gaynor	OL	6-4	300	R-Jr.	Parkland, Fla. (Douglas)
67	Gavin Adams	OL	6-2	270	Fr.	Derry, Pa. (Derry Area)
68	Michael Scibelli	DL	6-1	305	R-So.	Oceanside, N.Y. (Oceanside)
69	Sam Fishman	DL	6-3	215	Fr.	Highland Park, Ill. (Hutchinson C.C.) (Hapeville Charter)
71	Jared "Moose" Griffith	OL	6-3	320	R-So.	Sarasota, Fla. (Riverview)
72	Chris Washington	OL	6-7	300	Fr.	Nashville, Tenn. (John Overton)
74	John Campbell, Jr.	OL	6-5	310	R-So.	Orlando, Fla. (Dr. Phillips)
76	Ousman Traore	OL	6-3	310	R-So.	College Park, Ga. (Hutchinson C.C.) (Hapeville Charter)
77	Adam ElGammal	OL	6-4	310	R-Fr.	Middle Village, N.Y. (Christ The King)
79	Frank Paredes	OL	6-4	320	Fr.	Miami, Fla. (Belen Jesuit)
81	Jared Harrison-Hunte	DL	6-4	285	R-Fr.	Middle Village, N.Y. (Christ The King)
81	Larry Hodges	TE	6-2	230	R-Fr.	Tampa, Fla. (Jesuit)
83	Michael Redding III	WR	6-1	202	Fr.	Pensacola, Fla. (IMG Academy)
84	Josh Neely	DL	6-3	258	R-Fr.	Miami, Fla. (Miami Senior)
84	Dazalin Worsham	WR	6-1	175	Fr.	Birmingham, Ala. (Hewitt-Trussville)
85	Will Mallory	TE	6-5	245	Jr.	Jacksonville, Fla. (Providence School)
85	Sebastian Przytula	P/K	6-1	185	Fr.	Largo, Fla. (Clearwater Central Catholic)
86	Dominic Mammarella	TE	6-4	235	Fr.	Naples, Fla. (Naples)
86	Fred Potter	P	5-11	183	Fr.	London, United Kingdom (Gulliver Prep)
87	Matias Gasc	P	5-10	180	R-Sr.	Coral Springs, Fla. (Stetson) (Coral Springs Charter)
88	Keyshawn Smith	WR	6-0	182	Fr.	San Diego, Calif. (Lincoln)
90	Quentin Williams	DE	6-3	260	Fr.	Charlotte, N.C. (Mallard Creek)
91	Jordan Miller	DL	6-4	325	R-So.	Jacksonville, Fla. (Sandalwood)
92	Jason Blissett, Jr.	DL	6-4	262	R-Fr.	Queens, N.Y. (Poly Prep)
94	Louis Hedley	P	6-4	220	R-Jr.	Mandurah, Australia (City College of San Francisco)
96	Jonathan Ford	DL	6-5	318	Sr.	Ft. Lauderdale, Fla. (Dillard)
98	Jalar Holley	DL	6-2	285	R-Fr.	Auburn, Ga. (Buford)
99	Elijah Roberts	DE	6-4	275	Fr.	Miami, Fla. (Christopher Columbus)



67
GAVIN ADAMS
 OL • 6-2 • 270 • FR.
 DERRY, PA. (DERRY AREA)



37
COLVIN ALFORD
 LB • 6-0 • 220 • R-JR.
 MIAMI, FLA. (CORAL REEF)

2019 (Redshirt Sophomore): Did not see any game action while recovering from offseason surgery.

2018 (Redshirt Freshman): Did not see any game action, served as member of practice squad.

2017 (True Freshman): Did not see any game action, served as member of practice squad.

High School: Played running back and outside linebacker at Coral Reef...Had 39 tackles and two interceptions in five games during 2016 season.



18
TIREK AUSTIN-CAVE
 LB • 6-1 • 220 • FR.
 PENNSAUKEN, N.J. (CAMDEN)

High School: A consensus three-star prospect by 247Sports, ESPN and Rivals...Ranked the No. 24 inside linebacker and No. 16 player in New Jersey by Rivals.com...Ranked the No. 26 Inside linebacker and No. 15 player in the state by 247 Composite...Listed as the No. 44 player at his position and No. 14 player in New Jersey by ESPN...Helped lead Camden to an appearance in the New Jersey Central Group 2 state championship game...Finished the 2019 season with 148 tackles, 11 sacks, two interceptions, two forced fumbles, two fumble recoveries and a blocked punt...As a senior, was named a Butkus Award nominee and earned first team all-conference, first team All-South Jersey and first team all-state honors...Chose Miami over offers from Baylor, Kansas State, Kentucky, Maryland, Minnesota, Oklahoma State, Rutgers, Syracuse, Wake Forest and West Virginia, among others.




27
BRIAN BALOM
 S • 6-0 • 190 • FR.
 MIRAMAR, FLA. (MIRAMAR)

High School: A consensus three-star prospect by 247Sports, ESPN and Rivals...Ranked the No. 46 safety and No. 74 player in Florida by 247 Sports...Rated the No. 77 safety nationally by ESPN...Had 28 tackles (25 solo), two tackles for loss, three interceptions and two forced fumbles as a senior...Helped Miramar medal in the men's 4x400m relay at the FHSAA state track and field championships...Chose Miami over offers from Indiana, Louisville, Utah, West Virginia, Northern Illinois, Toledo, FAU and FIU, among others.



36
ANDREW BARNES
 S • 6-0 • 195 • R-FR.
 SILVER SPRINGS, MD. (WALTER JOHNSON)

2019 (True Freshman): Did not see any game action, served as member of practice squad.



7
AL BLADES, JR.
 CB • 6-1 • 192 • JR.
 FORT LAUDERDALE, FLA. (ST. THOMAS AQUINAS)

2019 (Sophomore): Saw action in all 13 games and made seven starts in sophomore season...Totaled 36 tackles (22 solo), two interceptions and six PBUs...Added one blocked punt in strong second year...Made first start of career vs. Florida (Aug. 24) and finished with four total tackles (three solo)...Totaled two tackles (one solo) at North Carolina (Sept. 7)...Had four tackles in home opener against Bethune-Cookman (Sept. 14)...Recorded first interception of career in win over Central Michigan (Sept. 21)...Added one PBU and finished with three tackles against Chippewas...Had one solo tackle against Virginia Tech (Oct. 5)...Chipped in four tackles (three solo) in win over Virginia (Oct. 11)...Recorded one PBU against Cavaliers...Posted two tackles against Georgia Tech (Oct. 19)...Started and finished with four solo tackles in win at Pittsburgh (Oct. 26)...Made third start of career in win at Florida State (Nov. 2)...Delivered strong performance in start versus Louisville (Nov. 9), finishing with four total tackles, one blocked punt and second interception of career...Started and finished with one PBU against FIU (Nov. 23)...Started regular season finale at Duke (Nov. 30)...Had career-high eight tackles (six solo) and one PBU and started in 2019 Walk-On's Independence Bowl against Louisiana Tech (Dec. 26)

2018 (True Freshman): Saw action in all 13 games in first season, mainly on special teams...Served as special teams captain twice during season...Totaled 13 tackles (nine solo) and added one tackle for loss...Saw action in season opener against LSU (Sept. 2), finishing with two solo tackles...Had one tackle in win over Savannah State (Sept. 8)...Named special teams captain for game against Toledo (Sept. 15)...Tallied a pair of solo tackles and had 1.0 tackle for loss in win over FIU (Sept. 22)...Had two tackles (one solo) in win over North Carolina (Sept. 27)...Posted one solo tackle in win over Florida State (Oct. 6)...Saw action at Virginia (Oct. 13)...Had one tackle at Boston College (Oct. 26)...Saw action in games against Duke (Nov. 3) and Georgia Tech (Nov. 10)...Recorded one solo tackle in win at Virginia Tech (Nov. 17)...Posted two solo tackles in win over Pittsburgh (Nov. 24) in regular season finale...Had one tackle in New Era Pinstripe Bowl vs. Wisconsin (Dec. 27).

High School: Consensus four-star prospect by ESPN, 247Sports.com and Rivals.com...Rated as No. 67 overall recruit in the country by ESPN.com...Listed as eighth-best cornerback in country and 20th-best prospect in state of Florida by ESPN.com...Ranked No. 12 cornerback, No. 21 player in Florida and 97th-prospect regardless of position by 247Sports.com...Rated tenth-best cornerback, 13th player in Florida and 59 overall prospect by Rivals.com...Participated in The Opening in summer of 2017...Selected to 2018 Under Armour All-America Game in Orlando, Fla...Received honorable mention on 2017 Sun Sentinel All-Broward team...Won 2016 Florida Class 7A State Championship at St. Thomas Aquinas...Played in 34 career high school varsity games...Also played two seasons at University School...Totaled over 140 career tackles,

including 98 solo stops...Son of late Miami Hurricanes defensive back Al Blades...Received over 30 scholarship offers...Chose Miami over offers from Alabama, Auburn, LSU and Florida State.

BLADES, JR. CAREER STATS

DEFENSIVE

YEAR	GP-GS	UT	AT	TT	TFL/Y	SACK	FF/FR	PBUINT-Y
2019	13-7	22	14	36	0.0/0	0.0/0	0/0	6 2-7
2018	13-0	9	4	13	1.0/1	0.0/0	0/0	0 0-0
Career	26-7	31	18	49	1.0/1	0.0/0	0/0	6 2-7



92

JASON BLISSETT, JR.

DL • 6-4 • 262 • R-FR.

BROOKLYN, N.Y. (POLY PREP)

2019 (True Freshman): Played in one game in first season...Made career debut in home opener versus Bethune-Cookman (Sept. 14) and finished with two tackles and 1.0 TFL...Served as member of practice squad.

High School: Listed as four-star prospect by Rivals and 247Sports...Rated three-star prospect by ESPN...Ranked as second-best player in New York and No. 27 defensive lineman by 247Sports...Rated No. 3 player in state and No. 44 at his position by Rivals...Listed as No. 3 player in New York by ESPN...Led Poly Prep to appearance in Metropolitan Independent Football League championship game, in which he had nine tackles and ran for 90 yards and touchdown...Chose Miami over offers from Florida, Texas A&M, UCF, Tennessee, Boston College, Virginia, Purdue, Rutgers, Minnesota, Indiana and Maryland, among others.

BLISSETT, JR. CAREER STATS

DEFENSIVE

YEAR	GP-GS	UT	AT	TT	TFL/Y	SACK	FF/FR	PBUINT-Y
2019	1-0	1	1	2	1.0/1	0.0/0	0/0	0 0-0
Career	1-0	1	1	2	1.0/1	0.0/0	0/0	0 0-0



21

BUBBA BOLDEN

S • 6-3 • 200 • R-JR.

LAS VEGAS, NEV. (USC)
(BISHOP GORMAN)

2019 (Redshirt Sophomore): Finished injury-shortened first season with 11 tackles (nine solo), one interception and one forced fumble...Added one PBU...Played in five games and made one start...Did not play in first four games...Made Miami debut against Virginia Tech (Oct. 5), finishing with two solo tackles...Had two solo tackles and one PBU in win over Virginia (Oct. 11)...Finished with three total tackles against Georgia Tech (Oct. 19)...Earned first start and finished with four total tackles and forced fumble in win at Pittsburgh (Oct. 26)...Recorded first career interception in win at Florida State (Nov. 2) before suffering season-ending injury against Seminoles.

Before Miami: Spent 2017 season at USC...Did not compete in 2018...Saw action in 13 games and totaled eight tackles in lone season with Trojans.

High School: Selected to 2016 Parade All-American First Team, Prep Star All-American Dream Team, Max Preps All-American first team, Tacoma News Tribune Western 100, USA Today All-Nevada

Defensive Player of the Year, Las Vegas Review-Journal All-State team and All-Southwest League as senior safety at Bishop Gorman...Had 27 tackles, five tackles for loss, one sack, seven interceptions (one touchdown return), two PBUs, one fumble recovery (returned for touchdown) and one blocked field goal as Bishop Gorman won its eighth consecutive state title and third straight USA Today national championship...Had 55 tackles, three interceptions (one returned for touchdown) and three PBUs as junior in 2015...Posted 30 tackles and one interception as sophomore during 2014 season.

BOLDEN CAREER STATS

DEFENSIVE

YEAR	GP-GS	UT	AT	TT	TFL/Y	SACK	FF/FR	PBUINT-Y
2019	5-1	9	2	11	0.0/0	0.0/0	1/0	1 1-0
Career	5-1	9	2	11	0.0/0	0.0/0	1/0	1 1-0



30

JOSE BORREGALES

K • 5-10 • 205 • R-SR.

MIAMI, FLA. (FIU) (BOOKER T. WASHINGTON)

Before Miami: All-time leading scorer at FIU with 281 career points...Redshirted first season at FIU (2016) and served as team's starting kicker for next three years (2017-19)...Finished 21 of 29 in final season with Panthers and converted all 40 extra point attempts...Connected on three of four attempts of 50-plus yards and finished 10-for-11 on attempts from 40-plus yards in 2019...Named Lou Groza Award finalist for nation's top kicker in 2018, finishing 14 of 18 on field goals and 54 of 55 on extra points...Connected on 15 of 18 field goal attempts in 2017 and went 40-for-40 on extra points.

High School: Named a Florida Class 4A First-Team All-State selection...Listed as a First-Team All-Dade selection in 2015 and a three-time all-county selection overall (2013, 2014, 2015)...A 2015 Kohl's All-America Honorable Mention...Converted 13-of-14 field goals and 48-of-51 extra point attempts for Booker T. Washington High School under Head Coach Earl Tillman...Also played under current FIU running backs coach Tim Harris, Jr...Averaged 39.5 yards-per-punt...Took 72 kickoffs with 60 touchbacks...Helped the Tornados to their fourth-straight 4A state title with a 42-23 win over Jacksonville Raines.



6

SAM BROOKS, JR.

LB • 6-2 • 220 • SO.

MIAMI, FLA. (MIAMI NORTHWESTERN)

2019 (True Freshman): Saw action in eight games and made one start in first season...Finished with 18 tackles (11 solo) and 1.5 tackles for loss, including one sack...Made career debut in home opener against Bethune-Cookman (Sept. 14), leading team with five total tackles (four solo) and first sack of career (three yards)...Saw action in win over Central Michigan (Sept. 21)...Had one tackle in win over Virginia (Oct. 11)...Saw action in win at Pittsburgh (Oct. 26)...Played in regular season finale at Duke (Nov. 30)...Made first start of career in 2019 Walk-On's Independence Bowl against Louisiana Tech (Dec. 26), finishing with career-high 12 tackles (six solo) and 0.5 TFLs.

High School: Consensus three-star prospect by ESPN.com, Rivals.com and 247Sports.com...Rated top-50 outside linebacker in country by 247Sports.com and Rivals.com...Member of back-to-back Class 6A state champions in 2017-18...Had five tackles and 56-yard



fumble return for touchdown in 22-0 victory over Seffner Armwood in 2018 Class 6A state title game...Named to 2017 *Miami Herald* All-Dade Third Team defense despite missing part of season due to injury...Chose Miami over offers from Michigan, Florida, Georgia, Georgia Tech, Auburn, Arkansas, Kansas State, Kentucky, Louisville, NC State, Nebraska, Oregon, South Carolina, UCF and USF, among others.

BROOKS, JR. CAREER STATS

DEFENSIVE

YEAR	GP-GS	UT	AT	TT	TFL/Y	SACK	FF/FR	PBU	INT-Y
2019	8-1	11	7	18	1.5/5	1.0/3	0/0	0	0-0
Career	8-1	11	7	18	1.5/5	1.0/3	0/0	0	0-0



22

ROBERT BURNS

RB • 5-11 • 225 • R-JR.

MIAMI, FLA. (GULLIVER PREP)

2019 (Redshirt Sophomore): Saw action in 12 games and rushed for 116 yards...Totaled 29 carries, averaging 4.0 yards per rush...Finished with two catches for 21 receiving yards with one receiving touchdowns...Saw significant action on special teams, totaling one tackle in coverage...Saw action in season opener vs. Florida (Aug. 24)...Played at North Carolina (Sept. 7)...Rushed for career-high 32 yards on career-high five carries in home opener against Bethune-Cookman (Sept. 14)...Saw action in win over Central Michigan (Sept. 21)...Played against Virginia Tech (Oct. 5) and Virginia (Oct. 11), mostly on special teams...Registered 16-yard kickoff return versus Georgia Tech (Oct. 19)...Had 4-yard rush in win over Pittsburgh (Oct. 26)...Played in win at FSU (Nov. 2)...Saw action in win over Louisville (Nov. 9)...Posted career-long 21-yard rush against FIU (Nov. 23)...Finished with 31 rushing yards on four carries against Panthers...Had career-high 18 carries in regular season finale at Duke (Nov. 30)...Scored first touchdown of collegiate career on 15-yard reception against Blue Devils...Totaled career-high 48 rushing yards in finale...Had one carry in Walk-On's Independence Bowl against Louisiana Tech (Dec. 26).

2018 (Redshirt Freshman): Saw action in eight games...Made career debut in win over Savannah State (Sept. 8), finishing with two carries...Had long run of 11 yards vs. Tigers...Had one catch vs. FIU (Sept. 22)...Saw action in New Era Pinstripe Bowl vs. Wisconsin (Dec. 27).

2017 (True Freshman): Did not see any game action, redshirted to retain eligibility...Served as member of practice squad.

High School: Four-star running back prospect by ESPN...Three-star prospect by 247Sports, Rivals and Scout...Selected to 2017 Under Armour All-America Game...Rated No. 108 prospect nationwide regardless of position on ESPN300...Ranked No. 11 running back nationwide by ESPN...Rated No. 25 running back nationwide in 247Sports' Composite Rankings...Rushed for more than 1,200 yards in high school career with 15 rushing touchdowns...Had 265 yards junior year...Totaled 900 yards with 13 touchdowns in first two varsity seasons...Chose Miami over offers from Alabama, Clemson, Florida, Florida State and Ohio State, among others.

BURNS CAREER STATS

RUSHING

YEAR	GP-GS	ATT	YDS	AVG	TD	LG
2019	13-0	29	116	4.1	0	21
2018	8-0	2	10	5.0	0	11
Career	21-0	31	126	4.2	0	21

RECEIVING

YEAR	GP-GS	REC	YDS	AVG	TD	LG
2019	13-0	2	21	10.5	1	15T
2018	8-0	1	0	0.0	0	0
Career	21-0	3	21	7.0	1	15T



46


SULEMAN BURROWS

CB • 5-9 • 163 • R-SO.

ST. LOUIS, MO. (JOHN BURROUGHS SCHOOL)

2019 (Redshirt Freshman): Did not see any game action, served as member of practice squad.

2018 (True Freshman): Did not see any game action, served as member of practice squad.



31

CONNOR BYRNE


WR • 6-2 • 195 • R-JR.

FAIRFIELD, CONN. (ROCHESTER) (FAIRFIELD COLLEGE PREP)

2019 (Junior): Did not see any game action, served as member of practice squad.

Before Miami: Spent first two seasons of collegiate career at University of Rochester...Caught 24 passes for 247 yards and two touchdowns in final season (2018) as sophomore...Made five starts and totaled eight receptions for 138 yards and one touchdown during freshman year (2017) with Yellowjackets.

High School: Earned letters in football and basketball at Fairfield College Preparatory School...Played receiver for the Jesuits football team.



74

JOHN CAMPBELL, JR.

OL • 6-5 • 310 • R-SO.


ORLANDO, FLA. (DR. PHILLIPS)

2019 (Redshirt Freshman): Saw action in 11 games and made two starts...Made first start of career at right tackle in season opener vs. Florida (Aug. 24), helping Hurricanes outgain Gators, 308-306...Saw action win home wins over Bethune-Cookman (Sept. 14) and Central Michigan (Sept. 21)...Played against Virginia Tech (Oct. 5)...Saw action against Georgia Tech (Oct. 19)...Played in wins at Pittsburgh (Oct. 26) and at Florida State (Nov. 2)...Competed in win over Louisville (Nov. 9)...Saw action against FIU (Nov. 23) and in regular season finale at Duke (Nov. 30)...Started at left guard in Walk-On's Independence Bowl against Louisiana Tech (Dec. 26).

2018 (True Freshman): Saw action in four games in first season...Made career debut in home opener vs. Savannah State

(Sept. 8)...Saw action in win at Toledo (Sept. 15)...Played in win over FIU (Sept. 22)...Saw action in regular season finale vs. Pittsburgh (Nov. 24)...Redshirted season.

High School: Earned four-star rating from Rivals.com...Listed as 19th-best offensive lineman in country and No. 52 overall prospect in Florida by Rivals.com...Received three-star ranking from 247Sports.com and ESPN.com...Listed as 36th-best prospect at position and 88th-best recruit in state of Florida by ESPN.com...Helped guide Dr. Phillips High School to 13-2 record and first-ever FHSAA football state title in 2017...Received scholarship offers from over 25 schools...Chose Miami over offers from Alabama, Auburn, Florida and Florida State.



5 AMARI CARTER

S • 6-0 • 200 • SR.
PALM BEACH GARDENS, FLA.
(PALM BEACH GARDENS)

2019 (Junior): Saw action in all 13 games and made five starts...Totaled 37 tackles (25 solo) with 1.5 tackles for loss, including one sack...Added one interception and one forced fumble...Started season opener at Florida (Aug. 24) and enjoyed strong performance, setting career mark with seven total tackles and first interception of career...Started at North Carolina (Sept. 7) but was ejected in first half due to targeting call...Started home opener against Bethune-Cookman (Sept. 14) and finished with one solo tackle...Started and finished with four tackles (three solo), one PBU and 0.5 TFLs in win over Central Michigan (Sept. 21)...Had three tackles against Virginia Tech (Oct. 5)...Started and finished with a pair of solo tackles in win over Virginia (Oct. 11)...Had two tackles against Georgia Tech (Oct. 19)...Finished with five tackles (four solo) in win at Pittsburgh (Oct. 26)...Posted four solo tackles, including six-yard sack, in win at Florida State (Nov. 2)...Finished with four solo tackles and one forced fumble in win over Louisville (Nov. 9)...Posted one solo tackle against FIU (Nov. 23)...Posted three total tackles (two solo) in regular season finale at Duke (Nov. 30)...Had one solo tackle in 2019 Walk-On's Independence Bowl against Louisiana Tech (Dec. 26)

2018 (Sophomore): Saw action in 12 of 13 games, making two starts...Finished with 12 tackles, 3.0 tackles for loss, one sack and three PBUs...Saw action in season opener against LSU (Sept. 2)...Set career mark with six tackles (one solo) and added 2.0 tackles for loss (13 yards), including 10-yard sack, in win over Savannah State (Sept. 8)...Did not attend game at Toledo (Sept. 15) while attending to family issue...Named special teams captain and made first start of career in win over FIU (Sept. 22), finishing with one solo tackle and one PBU...Started and had three tackles (two solo) in win over North Carolina (Sept. 27)...Had two solo tackles and 1.0 TFL (two yards) in win over Florida State (Oct. 6)...Saw action at Virginia (Oct. 13)...Played at Boston College (Oct. 26)...Saw action in games versus Duke (Nov. 3) and Georgia Tech (Nov. 10)...Competed in wins over Virginia Tech (Nov. 17) and Pittsburgh (Nov. 24)...Saw action in New Era Pinstripe Bowl vs. Wisconsin (Dec. 27).

2017 (True Freshman): Saw action in all 13 games in first season...Finished with 26 tackles and 2.0 tackles for loss...Totaled two sacks...Had one forced fumble...Was among Miami's top impact players on special teams...Made career debut in season opener against Bethune-Cookman (Sept. 2) and finished with four tackles, all solo, and one forced fumble...Saw action in win over Toledo (Sept. 23) and posted two tackles (one solo)...Totaled three tackles (two solo) in win at Duke (Sept. 29)...Had one tackle in win at Florida State (Oct. 7)...Saw action against Georgia Tech (Oct. 14)...Finished with two solo tackles in win over Syracuse (Oct. 21)...Totaled a pair of solo tackles in win at North Carolina (Oct. 28)...Lone tackle was first sack of career (10 yards) in win over Virginia Tech (Nov. 4)...

Recorded three solo tackles in win over Notre Dame (Nov. 18)...Career high with four tackles (one solo) in win over Virginia Tech (Nov. 18)...Had one solo tackle at Pittsburgh (Nov. 24)...Finished with two solo tackles, including one four-yard sack, in ACC Championship Game against Clemson (Dec. 2)...Had one solo tackle in Capital One Orange Bowl against Wisconsin (Dec. 30).

High School: Four-star safety prospect by ESPN...Three-star prospect by 247Sports, Rivals and Scout...Ranked No. 239 player nationwide regardless of position in ESPN300...Ranked No. 5 on Palm Beach Big Board and Super 11 pick by *Palm Beach Post*...Named 2016 All-County Defensive Player of the Year by *Sun Sentinel* after senior season...Had 60 tackles and three interceptions during junior year at Palm Beach Gardens...Chose Miami over offers from Auburn, Clemson, LSU, Michigan and Notre Dame, among others.

CARTER CAREER STATS

DEFENSIVE

YEAR	GP-GS	UT	AT	TT	TFL/Y	SACK	FF/FR	PBU	INT-Y
2019	13-5	25	12	37	1.5/8	1.0/6	1/0	1	1-22
2018	12-2	10	2	12	3.0/15	1.0/10	0/0	1	0-0
2017	13-0	21	5	26	2.0/14	2.0/14	1/0	0	0-0
Career	38-7	56	19	75	6.5/37	4.0/30	2/0	2	1-22



43 ISAIAH CASHWELL

RB • 5-8 • 214 • R-SO.
MINEOLA, N.Y. (CHAMINADE)

2019 (Redshirt Freshman): Did not see any game action, served as member of practice squad.



2 DONALD CHANEY, JR.

RB • 5-10 • 210 • FR.
HOMESTEAD, FLA. (BELEN JESUIT)

High School: A consensus four-star prospect by 247Sports, ESPN and Rivals...Ranked as the sixth-best running back and No. 46 player overall by Rivals.com...Rated the sixth-best running back and No. 42 player nationally by ESPN...Listed as the No. 5 running back and No. 35 player overall by 247 Composite...Selected to participate in the 2020 U.S. Army All-American Bowl...Participated in The Opening in the summer of 2019...Leaves Belen Jesuit as the school's all-time leading rusher having totaled 4,511 yards and 60 touchdowns on 442 carries over the course of five seasons...Was a two-time Dade County Player of the Year...Chose Miami over offers from Florida State, Florida, Georgia, LSU, Notre Dame, Oklahoma, Oregon, Texas A&M, Michigan, Syracuse, Boston College and South Carolina, among others.



53
JAKAI CLARK
OL • 6-3 • 320 • SO.
 LOGANVILLE, GA. (GRAYSON)

2019 (True Freshman): Started all 12 games in which he participated, emerging as top option on offensive line...Started final 12 games of season at right guard...Made first start of career at North Carolina (Sept. 7), making career debut at right guard...Started at right guard in home wins over Bethune-Cookman (Sept. 14) and Central Michigan (Sept. 21)...Started at right guard against Virginia Tech (Oct. 5)...Made start at right guard in win over Virginia (Oct. 11)...Started at right guard against Georgia Tech (Oct. 19)...Helped Miami win back-to-back road games with starts at right guard at Pittsburgh (Oct. 26) and at Florida State (Nov. 2)...Started at right guard in win over Louisville (Nov. 9), helping lead offense to 449-yard performance including 197 rushing yards...Made start at right guard in games versus FIU (Nov. 23) and in regular season finale at Duke (Nov. 30)...Started at right guard in Walk-On's Independence Bowl against Louisiana Tech (Dec. 26).

High School: Consensus three-star prospect by ESPN.com, Rivals.com and 247Sports.com...Ranked No. 10 center in country by ESPN.com...Listed as No. 14 center in country by 247Sports.com...Rated No. 101 player in Georgia by Rivals.com...Helped Grayson reach regional finals in 2018 Class AAAAAA playoffs...Chose Miami over offers from Auburn, Illinois, Syracuse, West Virginia, Arizona, Boston College, Cincinnati, Minnesota, Oregon State, Rutgers, Southern Miss, Temple and Tulane, among others.



28
MARCUS CLARKE
CB • 5-10 • 190 • FR.
 WINTER PARK, FLA. (WINTER PARK)

High School: A consensus three-star prospect by 247Sports, ESPN and Rivals...Ranked the No. 30 cornerback in the country and No. 50 player in Florida by 247Sports...Amassed over 2,500 all-purpose yards, six interceptions and returned eight punts for touchdowns in three varsity seasons...Helped Winter Park to three district championships...Chose Miami over offers from Florida State, Illinois, Indiana, Iowa State, Kansas State, Louisville, Minnesota, NC State, Pitt, Tennessee, UCF, Wake Forest, West Virginia and Cincinnati, among others.



23
TE'CORY COUCH
DB • 5-10 • 172 • SO.
 HOLLYWOOD, FLA.
 (CHAMINADE-MADDONA)

2019 (True Freshman): Saw action in all 13 games, largely on special teams...Totaled eight tackles (five solo)...Made career debut in season opener vs. Florida (Aug. 24)...Played at North Carolina (Sept. 7)...Had first tackle of career in home opener against Bethune-Cookman (Sept. 14)...Saw action in win over Central Michigan (Sept. 21)...Played in win over Virginia (Oct. 11)...Had one tackle against Georgia Tech (Oct. 19)...Played in win at Pittsburgh (Oct. 26)...Had one solo tackle in win at Florida State (Nov. 2)...Finished with career-high four tackles (two solo) in win vs. Louisville (Nov. 9)...Saw action against FIU (Nov. 23)...Had one solo tackle in regular season finale at

Duke (Nov. 30)...Saw action in Walk-On's Independence Bowl against Louisiana Tech (Dec. 26).

High School: Consensus four-star prospect by ESPN.com, Rivals.com and 247Sports.com...Ranked No. 230 on ESPN 300...Rated No. 18 overall cornerback and No. 37 player in Florida by ESPN.com...Ranked 30th cornerback in country and 303rd player regardless of position by 247Sports.com...Listed as 44th-best cornerback and 48th player in Florida by Rivals.com...Selected to 2019 Under Armour All-America Game...Helped Chaminade-Madonna win 2018 Class 3A state championship...Recorded 65 tackles, 4.0 tackles for loss and five interceptions during senior year...Chose Miami over offers from LSU, Oklahoma, Michigan, Michigan State, Illinois, Kansas State, Kentucky, Louisville, Nebraska, NC State, Ole Miss, Oregon, Pitt, USF, Syracuse, Tennessee, UCF, Wisconsin and Wake Forest, among others.

COUCH CAREER STATS

DEFENSIVE

YEAR	GP-GS	UT	AT	TT	TFL/Y	SACK	FF/FR	PBU	INT-Y
2019	13-0	5	3	8	0.0/0	0.0/0	0/0	0	0-0
Career	13-0	5	3	8	0.0/0	0.0/0	0/0	0	0-0



47
TURNER DAVIDSON
K • 5-9 • 160 • R-JR.
 SAN ANTONIO, TEXAS
 (REAGAN)

2019 (Redshirt Sophomore): Saw action in middle of season...Finished 1-for-3 on field goal attempts and 5-for-5 on extra point attempts...First career field goal came on 19-yard attempt against Virginia (Oct. 11).

2018 (Redshirt Freshman): Did not see any game action, served as member of practice squad.

2017 (True Freshman): Did not see any game action, served as member of practice squad.

High School: Helped Reagan High School to a 9-2 record as a senior in 2016...Scored 69 points as a senior, making 11 of 15 field goal attempts with a long of 43 yards and converting all 36 PATs...Averaged 56.5 yards over 51 kickoffs, including a long of 60 yards in 2016.



55
NAVAUGHN DONALDSON
OL • 6-6 • 350 • SR.
 MIAMI, FLA. (MIAMI CENTRAL)

2017 FRESHMAN ALL-AMERICA (ESPN, FWAA)

2017 ALL-ACC, HONORABLE MENTION

2019 (Junior): Started all 12 games in which he played...Emerg-ed as team's starting left guard for entirety of season, missing only bowl game due to injury...Made first start of career at left guard in season opener vs. Florida (Aug. 24), helping Hurricanes outgain Gators, 308-306...Start vs. Florida was 23rd of career...Started at left guard at North Carolina (Sept. 7)...Made start at left guard in home victories over Bethune-Cookman (Sept. 14) and Central Michigan (Sept. 21)...Started at left guard against Virginia Tech (Oct. 5)...Made start at left guard in win over Virginia (Oct. 11)...Started at left guard against Georgia Tech (Oct. 19)...Helped Miami win back-to-back road games with start at left guard at Pittsburgh (Oct. 26) and at Florida State (Nov. 2)...Started at left

guard in home win over Louisville (Nov. 9), helping lead offense to 449-yard performance including 197 rushing yards...Made starts at left guard in games versus FIU (Nov. 23) and in regular season finale at Duke (Nov. 30)...Missed Walk-On's Independence Bowl due to leg injury suffered in finale at Duke.

2018 (Sophomore): Saw action in all 13 games and made 12 starts in second season...Shifted from right guard to right tackle prior to season, but moved back inside midway through year...Made six starts at right tackle and five starts at right guard...Started season opener vs. LSU (Sept. 2), making first ever start at right tackle...Helped Miami outgain Tigers with 342 yards of total offense...Started at right tackle against Savannah State (Sept. 8), helping pave way for 494 total yards, including 239 rushing yards...Helped guide Hurricanes offense to 49-point, 473-yard performance in win at Toledo (Sept. 15) with start at right tackle...Made fourth straight start at right tackle against FIU (Sept. 22), leading Miami to 488-yard performance on offense...Started at right tackle against North Carolina (Sept. 27) and helped offense compile 354 yards, including 229 rushing yards...Made sixth straight start at right tackle against Florida State (Oct. 6)...Started at right guard vs. Virginia (Oct. 13)...Made second straight start at right guard at Boston College (Oct. 26)...Started at right guard vs. Duke (Nov. 3)...Saw action at Georgia Tech (Nov. 10)...Started at right guard in win at Virginia Tech (Nov. 17)...Started at right guard in win vs. Pittsburgh (Nov. 24), when Miami totaled 345 yards, including 293 rushing yards...Started at right guard in New Era Pinstripe Bowl vs. Wisconsin (Dec. 27).


2017 (True Freshman): Played significant role in first season, starting 10 of 13 games at right guard, missing two games due to injury...Earned All-ACC Honorable Mention recognition...Recognized with one ACC Offensive Lineman of the Week honor...Made career debut and started season opener at right guard and helped lead offense to 550-yard performance against Bethune-Cookman (Sept. 2)...Made second straight start of season at right guard in win over Toledo (Sept. 23) that included 587 yards of total offense and 254 rushing yards...Started at right guard in win at Duke (Sept. 29), where Miami piled up 409 yards of offense...Started at right guard in win at Florida State (Oct. 7)...Did not play against Georgia Tech (Oct. 14) or Syracuse (Oct. 21) due to injury...Saw action at right guard and helped offense gain 415 total yards in win at North Carolina (Oct. 28)...Helped power Miami to win over Virginia Tech (Nov. 4) with start at right guard, leading offense to 429-yard performance including 210 rushing yards...Played important role in win over Notre Dame (Nov. 11), starting at right guard and helping guide offense to 374 yards, including 237 rushing yards...Earned first ACC Offensive Lineman of the Week honors for performance against Fighting Irish...Started at right guard against Virginia (Nov. 18)...Started at right guard at Pittsburgh (Nov. 24) and in ACC Championship Game against Clemson (Dec. 2)...Started at right guard in Capital One Orange Bowl against Wisconsin (Dec. 30).

High School: Consensus four-star offensive line prospect by 247Sports, ESPN, Rivals and Scout...Selected to 2017 Under Armour All-America Game...Ranked No. 6 offensive tackle nationwide and No. 43 prospect regardless of position by Rivals...Rated 89 prospect nationwide on ESPN300...Ranked seventh-best player at position by ESPN...Rated No. 71 player nationwide on 247Sports Composite Rankings and No. 81 in Top247 rankings...Preseason All-America by USA TODAY entering senior season at Miami Central...Won state championship junior year with Rockets...High school teammate of fellow early enrollee Waymon Steed...Coached by Roland Smith at Central...Chose Miami over offers from Florida, Florida State, Georgia and Louisville, among others.



29
ISAAH DUNSON
CB • 6-1 • 184 • FR.
TUCKER, GA. (TUCKER)

High School: Consensus four-star prospect by 247Sports, ESPN and Rivals...Rated No. 21 cornerback nationwide in 247Sports Composite Rankings...Earned No. 26 cornerback ranking and No. 333 overall player ranking nationwide from 247Sports...Ranked No. 31 cornerback by ESPN and No. 32 cornerback by Rivals...Scored 10 touchdowns on offense and recorded three interceptions during final season at Tucker...Named to all-county team by *Atlanta Journal-Constitution* for DeKalb County in final season...Chose Miami over offers from Florida State, Louisville, Nebraska, South Carolina and Texas, among others.



77
ADAM ELGAMMAL
OL • 6-4 • 310 • R-FR.
MIDDLE VILLAGE, N.Y.
(CHRIST THE KING)

2019 (True Freshman): Did not see any game action, served as member of practice squad.

High School: Three-star prospect by 247Sports.com...Ranked No. 64 offensive tackle and No. 6 player in New York by 247Sports.com...Played one year of varsity football after playing primarily basketball in high school...Led Christ The King to appearance in the 2018 NYCHSFL State Tournament...Chose Miami over offers from Cincinnati, Rutgers, Temple and Virginia, others among others.



39
GANNON FELDMANN
DB • 5-10 • 198 • R-FR.
DANVILLE, PA. (IMG ACADEMY)

2019 (True Freshman): Did not see any game action, served as member of practice squad.



51
GRADEN FELDMANN
LB • 5-11 • 225 • FR.
DANVILLE, PA. (LEWISBURG AREA)



27
MARSHALL FEW
WR • 5-11 • 190 • R-JR.
PONTE VEDRA BEACH, FLA.
(PONTE VEDRA)

2019 (Redshirt Sophomore): Saw action in 11 games, largely on special teams...Made season debut at North Carolina (Sept. 7)...Saw action in home opener versus Bethune-Cookman (Sept. 14)...Played in win over Central Michigan (Sept. 21)...Played in wins at Pittsburgh (Oct. 26) and at Florida State (Nov.

2)...Saw action in win over Louisville (Nov. 9)...Played versus FIU (Nov. 23)...Saw action in regular season finale at Duke (Nov. 30)...Played in Walk-On's Independence Bowl against Louisiana Tech (Dec. 26).

2018 (Sophomore): Saw action in four games, largely on special teams...Served as member of practice squad.

2017 (True Freshman): Saw action in seven games, largely on special teams...Served as member of practice squad.

High School: Served as team captain during his senior season...Hauled in 65 catches for 1,171 yards and 11 touchdowns during his senior campaign...Also played varsity lacrosse...Served as the President of FCA.



69

SAM FISHMAN

DL • 6-3 • 215 • FR.

HIGHLAND PARK, ILL.
(HIGHLAND PARK)



11

COREY FLAGG, JR.

LB • 5-11 • 228 • FR.

HOUSTON, TEXAS (NORTH SHORE)

High School: A consensus three-star prospect by 247Sports, ESPN and Rivals...Ranked the No. 25 inside linebacker and No. 72 player in Texas by Rivals...Rated the No. 38 player at his position by 247 Composite...Listed as the No. 47 player at his position and No. 88 player in Texas by ESPN...Helped lead North Shore to the Texas Conference 6A D1 state championship game...Chose Miami over offers from Boston College, Houston, Kansas State, Memphis, Oklahoma State, Purdue, SMU, Virginia Tech, Tulane and Texas Tech, among others.



96

JONATHAN FORD

DL • 6-5 • 318 • SR.

FORT LAUDERDALE, FLA.
(DILLARD)

2019 (Junior): Started all 13 games on interior of defensive line...Finished with 18 tackles, 3.5 tackles for loss and 3.0 sacks...Added one PBU and one forced fumble in first year as starter...Made first start of career in season opener vs. Florida (Aug. 24)...Started at North Carolina (Sept. 7)...Made third straight start in home opener versus Bethune-Cookman (Sept. 14)...Credited with two tackles and 0.5 TFLs in start versus Central Michigan (Sept. 21)...Posted one solo tackle in start versus Virginia Tech (Oct. 5)...Started game versus Virginia (Oct. 11) and finished with four total tackles, including 3-yard sack...Had one solo tackle in start versus Georgia Tech (Oct. 19)...Lone tackle in start versus Pittsburgh (Oct. 26) was half-tackle for loss...Finished with 8-yard sack and two total tackles in start at Florida State (Nov. 2)...Started in win over Louisville (Nov. 9)...Had one tackle in start versus FIU (Nov. 23)...Started and posted three total tackles, including half-sack, in regular season finale at Duke (Nov. 30)...Made start in Walk-On's Independence Bowl against Louisiana Tech (Dec. 26) and finished with three total tackles.

2018 (Sophomore): Saw action in 10 games...Totaled eight tackles and 2.0 tackles for loss...Saw action in season opener

against LSU (Sept. 2)...Had one tackle in win over Savannah State (Sept. 8)...Posted two tackles and 1.0 tackle for loss in win at Toledo (Sept. 15)...Had two tackles in win over FIU (Sept. 22)...Saw action against North Carolina (Sept. 27) and Florida State (Oct. 6)...Played at Georgia Tech (Nov. 10)...Saw action in wins at Virginia Tech (Nov. 17) and at home vs. Pittsburgh (Nov. 24)...Had pair of tackles in New Era Pinstripe Bowl vs. Wisconsin (Dec. 27).

2017 (True Freshman): Saw action in seven games...Totaled one tackle...Made career debut in season opener against Bethune-Cookman (Sept. 2) and finished with one tackle...Saw action in win at Duke (Sept. 29) and against Georgia Tech (Oct. 14).

High School: Consensus three-star defensive line prospect by 247Sports, Scout and ESPN...Rated as 27th-best defensive tackle by 247Sports...Ranked as 52nd-best prospect in state of Florida according to 247Sports...Selected *Sun-Sentinel* First Team All-County...Chose Miami over offers from Kentucky, Tennessee, USC, Auburn, Michigan, Ohio State, Oklahoma and West Virginia, among others.

FORD CAREER STATS

DEFENSIVE

YEAR	GP-GS	UT	AT	TT	TFL/Y	SACK	FF/FR	PBU	INT-Y
2019	13-13	7	11	18	3.5/19	3.0/18	1/0	1	0-0
2018	10-0	1	7	8	2.0/5	0.0/0	0/0	0	0-0
2017	7-0	0	1	1	0.0/0	0.0/0	0/0	0	0-0
Career	30-13	8	19	27	5.5/24	3.0/18	1/0	1	0-0



3

GILBERT FRIERSON

STRK • 6-1 • 205 • R-SO.

CORAL GABLES, FLA. (CORAL GABLES SENIOR)

2019 (Redshirt Freshman): Saw action in all 13 games and had one start...Finished with 15 total tackles, one interception and three PBUs...Added 2.0 tackles for loss...Saw action in season opener vs. Florida (Aug. 24), finishing with two tackles including one tackle for loss (three yards)...Added one PBU vs. Gators...Posted two total tackles (one solo) at North Carolina (Sept. 7)...Played in home opener against Bethune-Cookman (Sept. 14)...Made first start of career against Central Michigan (Sept. 21) and finished with two tackles, two PBUs and 0.5 TFLs...Had one tackle against Virginia Tech (Oct. 5)...Finished with two tackles in win over Virginia (Oct. 11)...Posted two tackles against Georgia Tech (Oct. 19)...Saw action in win at Pittsburgh (Oct. 26)...Made one solo tackle in win at Florida State (Nov. 2)...Lone tackle in win over Louisville (Nov. 9) was half tackle for loss (two yards)...Had one tackle against FIU (Nov. 23)...Posted one solo tackle in regular season finale at Duke (Nov. 30)...Had first interception of career in 2019 Walk-On's Independence Bowl (Dec. 26), returning pick 34 yards.

2018 (True Freshman): Saw action in two games...Had one tackle and one PBU...Made career debut against Savannah State (Sept. 8)...Had first tackle of career and first PBU of career in win over FIU (Sept. 22)...Redshirted season.

High School: Consensus four-star prospect by ESPN.com, 247Sports.com and Rivals.com...Rated 21st-best player at position by ESPN.com, 247Sports.com and Rivals.com...Ranked No. 41 player in state of Florida and 188th overall by ESPN.com...Rated 33rd-best prospect in Florida and 200th overall player nationally by 247Sports.com...Named to 2017 *Miami Herald* All-Dade Second Team...Saw action on both sides of ball at Coral Gables High School...Closed out career with 38 solo tackles, four interceptions,

three kickoff return touchdowns and four receiving touchdowns... Led team in receiving yards senior year, averaging 41.7 yards per catch...Was one of only two juniors to be named to 2016 *Miami Herald* First Team Offense All-Dade Football Team...Cousin of Miami Hurricanes legend and Pro Bowl running back Frank Gore...Chose Miami over offers from Alabama, Florida, Georgia and LSU.

FRIERSON CAREER STATS

DEFENSIVE

YEAR	GP-GS	UT	AT	TT	TFL/Y	SACK	FF/FR	PBU	INT-Y
2019	13-1	5	10	15	2.0/6	0.0/0	0/0	3	0-0
2018	2-0	1	0	1	0.0/0	0.0/0	0/0	1	0-0
Career	15-1	6	10	16	2.0/6	0.0/0	0/0	4	0-0




87

MATIAS GASC

P • 5-10 • 180 • R-SR.

CORAL SPRINGS, FLA.

(STETSON) (CORAL SPRINGS CHARTER)



65

COREY GAYNOR

OL • 6-4 • 300 • R-JR.

PARKLAND, FLA. (STONEMAN DOUGLAS)


2019 (Redshirt Sophomore): Started all 13 games at center and served as one of team leaders on offense...Made second start of career at center in season opener vs. Florida (Aug. 24), helping Hurricanes outgain Gators, 308-306...Served as team captain for game vs. Florida...Started at center at North Carolina (Sept. 7)...Made start at center in home wins versus Bethune-Cookman (Sept. 14) and Central Michigan (Sept. 21)...Started at center against Virginia Tech (Oct. 5)...Helped pave way for win over Virginia (Oct. 11) with start at center...Started at center against Georgia Tech (Oct. 19)...Led offensive line that allowed just two sacks to nation's top-leading sack team in start at center at Pittsburgh (Oct. 26)...Started at center in win at Florida State (Nov. 2)...Made start at center in win over Louisville (Nov. 9), with offensive line allowing just one sack against Cardinals...Helped lead offense to 449-yard performance, including 197 rushing yards, against Cardinals...Started at center in games versus FIU (Nov. 23) and at Duke (Nov. 30)...Made start at center in Walk-On's Independence Bowl against Louisiana Tech (Dec. 26).

2018 (Sophomore): Saw action in three games...Made season debut in home opener vs. Savannah State (Sept. 8)...Saw action in win at Toledo (Sept. 15)...Competed in win over Pittsburgh (Nov. 24) in regular season finale...Redshirted season.

2017 (True Freshman): Saw action in 10 games and made one start in first season...Made career debut in season opener against Bethune-Cookman (Sept. 2)...Saw action against Toledo (Sept. 23)...Played in wins at Duke (Sept. 29) and at Florida State (Oct. 7)...Helped lead offense to 481-yard performance, including 184 rushing yards, in first start of career at right guard against Georgia Tech (Oct. 14)...Saw action in ACC Championship Game against Clemson (Dec. 2) and in Capital One Orange Bowl against Wisconsin (Dec. 30).

High School: Listed as three-star prospect by 247Sports, Scout and ESPN...Rated as the 20th-ranked offensive guard out of the South according to Scout...Named *Miami Herald* First Team All-Broward...Selected *Sun-Sentinel* First Team All-

County...Recorded 97 pancake blocks as a senior...Saw offensive linemen saw action at center and guard...Chose Miami over offers from Arizona, Houston, Minnesota, Pittsburgh, UCF and West Virginia.



71

JARED GRIFFITH

OL • 6-3 • 320 • R-SO.

SARASOTA, FLA. (RIVERVIEW)

2019 (Redshirt Freshman): Did not see any game action, served as member of practice squad.

2018 (True Freshman): Did not see any game action, served as member of practice squad.




40

LUIS GUTIERREZ, JR.

DB • 5-9 • 156 • R-FR.

KEY BISCAYNE, FLA. (IMG ACADEMY)

2019 (True Freshman): Did not see any game action, served as member of practice squad.



26

GURVAN HALL, JR.

DB • 6-0 • 194 • JR.

WEST PALM BEACH, FLA. (PALM BEACH GARDENS)

2019 (Sophomore): Saw action in all 13 games and made 11 starts in breakout season...Ranked second on Hurricanes with 66 total tackles (37 solo)...Posted 3.5 tackles for loss, two sacks and three PBUs...Added one interception and one fumble recovery...Made first start of career in season opener vs. Florida (Aug. 24) and finished with eight total tackles (three solo)...Had first tackle for loss of career (one yard) against Gators...Started and finished with six tackles (three solo) at North Carolina (Sept. 7)...Had four tackles (three solo) and 7-yard sack in home opener versus Bethune-Cookman (Sept. 14)...Finished with career-high 10 tackles and one PBU in win over Central Michigan (Sept. 21)...Started and finished with six tackles (three solo) against Virginia Tech (Oct. 5)...Finished with five total tackles, including 3-yard sack, and one PBU in win over Virginia (Oct. 11)...Had five total tackles in start vs. Georgia Tech (Oct. 19)...Wore turnover chain for first time with fumble recovery at Pittsburgh (Oct. 26)...Added three tackles versus Panthers...Recorded first interception of career and returned it 26 yards in start versus Florida State (Nov. 2)...Added career-best five solo tackles in win over Seminoles...Started in win over Louisville (Nov. 9) and finished with three total tackles (one solo)...Finished with four tackles (three solo) in start versus FIU (Nov. 23)...Started and posted two solo tackles in regular season finale at Duke (Nov. 30)...Started and had five tackles in Walk-On's Independence Bowl against Louisiana Tech (Dec. 26).

2018 (True Freshman): Saw action in 12 of 13 games...Tallied eight tackles (five solo)...Made career debut against Savannah State (Sept. 8) and had one solo tackle...Had two solo tackles in win over FIU (Sept. 22)...Posted two tackles in victory over North Carolina (Sept. 27)...Finished with one tackle at Virginia (Oct. 13)...Saw action in games at Boston College (Oct.


26) and vs. Duke (Nov. 3)...Played at Georgia Tech (Nov. 10)...Saw action at Virginia Tech (Nov. 17)...Had one tackle in regular season finale vs. Pittsburgh (Nov. 24)...Had one tackle in New Era Pinstripe Bowl vs. Wisconsin (Dec. 27).

High School: Consensus four-star prospect by ESPN.com, 247Sports.com and Rivals.com...Listed as 14th-best safety in nation and 38th-best recruit in the state of Florida by ESPN.com...Ranked No. 15 nationally at his position and No. 32 overall in Florida by 247Sports.com...Rated 17th-best safety and 40th player in Florida by Rivals.com...Appeared on ESPN.com's Top 300, ranked 178th...Selected to 2018 Under Armour All-America Game in Orlando, Fla....Named to 2017 *Sun Sentinel* All-Palm Beach first team...Received Palm Beach County First Team All-Conference honors from *Palm Beach Post* in 2016...Saw significant action on both offense and defense throughout his high school career...Chose Miami over offers from Alabama, Auburn, Clemson, Notre Dame, Ohio State, and Wisconsin, among others.

HALL, JR. CAREER STATS

DEFENSIVE

YEAR	GP-GS	UT	AT	TT	TFL/Y	SACK	FF/FR	PBU	INT-Y
2019	13-11	37	29	66	3.5/11	2.0/10	0/1	3	1-26
2018	12-0	5	3	8	0.0/0	0.0/0	0/0	0	0-0
Career	25-11	42	32	74	3.5/11	2.0/10	0/1	3	1-26



3 MICHAEL HARLEY

WR • 5-11 • 180 • SR.

FORT LAUDERDALE, FLA. (ST. THOMAS AQUINAS)

2019 (Junior): Saw action in all 13 games and made four starts...Had best offensive season of career, posting career highs in receptions (38), receiving yards (485) and receiving touchdowns (three)...Added 22 rushing yards on four rushes...Saw action in season opener vs. Florida (Aug. 24), hauling in 12-yard reception...Delivered strong performance at North Carolina (Sept. 7), hauling in five receptions for 79 yards...Had long reception of 38 yards against Tar Heels...Scored first career touchdown and totaled 49 yards in home opener against Bethune-Cookman (Sept. 14)...32-yard score was one of three catches versus Wildcats...Finished with 24 receiving yards on two catches in win over Central Michigan (Sept. 21)...Earned first start of season versus Virginia Tech (Oct. 5) and finished with five catches for 36 yards...Added 18 yards on two rushes versus Hokies...Totaled 16 yards on three receptions in win over Virginia (Oct. 11)...Started and had four catches for 50 yards against Georgia Tech (Oct. 19)...Posted four catches for 31 yards in win at Pittsburgh (Oct. 26)...Had 34-yard reception in win at Florida State (Nov. 2)...Enjoyed career outing in win over Louisville (Nov. 9), finishing with career-high 116 receiving yards with two touchdowns...100-yard game and multi-touchdown performance vs. Cardinals were first of career...Six catches vs. UofL were one shy of career high...Started against FIU (Nov. 23) and finished with two catches...Posted two catches totaling 19 yards in regular season finale at Duke (Nov. 30)...Saw action in 2019 Walk-On's Independence Bowl against Louisiana Tech (Dec. 26).

2018 (Sophomore): Saw action in all 13 games with four starts...Tied for third on team with 21 receptions...Totaled 240 receiving yards with long reception of 42 yards...Caught two passes for 13 yards in season opener against LSU (Sept. 2)...Totaled 12 yards on two receptions in win over Savannah State (Sept. 8)...Had two catches in win at Toledo (Sept. 15)...Delivered best performance of career in win over FIU (Sept. 22), hauling

in career-high seven passes for 76 yards...Set career mark with 42-yard reception against Panthers...Made first start of season in win over North Carolina (Sept. 27), finishing with team-high 70 receiving yards on just two catches...Tied career long with 42-yard reception against Tar Heels...Saw action in games against Florida State (Oct. 6) and at Virginia (Oct. 13)...Caught two passes totaling 34 yards vs. Duke (Nov. 3)...Had two catches in start at Virginia Tech (Nov. 17)...Started and finished with 18 receiving yards on two receptions in win vs. Pittsburgh (Nov. 24)...Started New Era Pinstripe Bowl vs. Wisconsin (Dec. 27).

2017 (True Freshman): Saw action in 11 games with five starts...Had nine receptions for 91 yards with long catch of 19 yards...Started at wide receiver in career debut against Bethune-Cookman (Sept. 2) and recorded one 18-yard reception...Started and totaled career-high three receptions for 34 yards, including career-long 19-yard catch, in win over Toledo (Sept. 23)...Had one 2-yard reception in win at Duke (Sept. 29)...Saw action at Florida State (Oct. 7)...Started in win over Georgia Tech (Oct. 14)...Finished with one 9-yard reception in start against Syracuse (Oct. 21)...Missed game against Virginia Tech (Nov. 4)...Saw action against Notre Dame (Nov. 11)...Had one 10-yard catch against Virginia (Nov. 18)...Saw action at Pittsburgh (Nov. 24)...Started ACC Championship Game against Clemson (Dec. 2) and recorded 10-yard reception...Caught one eight-yard pass in Capital One Orange Bowl against Wisconsin (Dec. 30).

High School: Consensus four-star wide receiver prospect by 247Sports, ESPN, Rivals and Scout...Took part in U.S. Army All-American Game...Ranked as 24th-best player in state of Florida according to Rivals...Ranked as 40th-best player in state of Florida by 247Sports...Named *Miami Herald* First Team All-Broward...Selected *Sun-Sentinel* First Team All-County...Helped guide St. Thomas Aquinas to 12-2 record and 7A Florida State High School Championship during senior season...Caught three touchdown passes in state championship game...Chose Miami over offers from Louisville, Michigan, West Virginia & Wisconsin.

HARLEY CAREER STATS

RECEIVING

YEAR	GP-GS	REC	YDS	AVG	TD	LG
2019	13-4	38	485	12.8	3	41
2018	13-4	21	240	11.4	0	42
2017	11-5	9	91	10.1	0	19
Career	37-13	68	816	12.0	3	42



20 JALEN HARRELL

S • 6-2 • 200 • FR.

HOLLYWOOD, FLA.
(CHAMPAGNAT CATHOLIC)

High School: A consensus four-star prospect by 247Sports, ESPN and Rivals...Ranked No. 117 in the Rivals Top 250...Rated the No. 8 player at his position nationally and No. 18 player in Florida by Rivals...Listed as the No. 236 player in the Top247 Composite...Ranked the No. 22 safety in the country and the No. 38 player in Florida by 247 Composite...Listed as the No. 26 player at his position nationally and No. 62 player in Florida by ESPN...Helped lead Champagnat to a Florida Class 2A state championship...Finished the 2019 season with 62 tackles, one interception, three passes defended and one forced fumble...Chose Miami over offers from Arkansas, Clemson, Cincinnati, Florida State, Georgia Tech, Kansas, Kentucky, Louisville, Maryland, Nebraska, Penn State, Pitt, USF, Tennessee, UCF and West Virginia, among others.



23
CAM'RON HARRIS
RB • 5-10 • 210 • JR.
 OPA LOCKA, FLA. (CAROL CITY)

2019 (Sophomore): Saw action in 13 games and made three starts...Rushed for 576 yards with five rushing touchdowns - both totals ranking second-most among Hurricanes...Averaged 5.1 yards per carry on 114 carries...Added 118 yards on 16 receptions with one receiving touchdown...Posted best single-game rushing output of any Hurricane with 136 yards against Georgia Tech on Oct. 19...Had six carries in season opener vs. Florida (Aug. 24)...Added two receptions vs. Gators...Rushed for 60 yards on just 10 carries, including first touchdown of season, at North Carolina (Sept. 7)...Scored on four-yard rush and had long run of 20 yards vs. Tar Heels...Scored second touchdown of season in home opener against Bethune-Cookman (Sept. 14)...Finished with 30 rushing yards on 10 carries versus Wildcats, including 1-yard score...Totaled 20 rushing yards in win over Central Michigan (Sept. 21)...Had 19 yards rushing and 6-yard reception against Virginia Tech (Oct. 5)...Saw action in win over Virginia (Oct. 11), finishing with two carries...Had career-high 136 yards on career-high 18 carries against Georgia Tech (Oct. 19)...Added 31 receiving yards and one receiving touchdown against Yellow Jackets, finishing with three catches...Made first start of career in win at Pittsburgh (Oct. 26), finishing with 16 carries, 60 rush yards and one rushing touchdown...Had two carries in win at Florida State (Nov. 2)...Averaged nearly 10 yards per rush in win against Louisville (Nov. 9), finishing with 78 rushing yards on just eight carries...Had 12-yard reception in win over Cardinals...Had 11 carries totaling 86 yards, including one touchdown rush, against FIU (Nov. 23)...Added 29 receiving yards on two catches against Panthers...Started regular season finale at Duke (Nov. 30) and totaled 44 rushing yards on eight carries with one rushing touchdown...Started Walk-On's Independence Bowl against Louisiana Tech (Dec. 26) and rushed for 31 yards on 12 carries.

2018 (True Freshman): Saw action in seven games and enjoyed standout second half of year...Rushed for 166 yards on 28 carries, averaging 5.9 yards per carry...Scored two rushing touchdowns, including one on season-long rush of 42 yards...Had three receptions for 25 yards with one receiving touchdown...Made career debut in win over Savannah State (Sept. 8)...Recorded one rush for three yards against Tigers...Had one six-yard reception and totaled 24 rushing yards on five rushes in win over FIU (Sept. 22)...Saw action against Florida State (Oct. 6)...Had six carries for 48 yards at Georgia Tech (Nov. 10), with first rushing touchdown of career coming on 22-yard rush...Delivered best performance of career at Virginia Tech (Nov. 17), posting seven carries for career-best 77 yards with one rushing touchdown...Added 16-yard receiving touchdown vs. Hokies...Had career-high eight carries in regular season finale vs. Pittsburgh (Nov. 24)...Had one rush in New Era Pinstripe Bowl vs. Wisconsin (Dec. 27).

High School: Consensus four-star prospect by ESPN, 247Sports.com and Rivals.com...Rated as nation's seventh-best running back by 247Sports.com...Listed as 29th-best prospect in state of Florida by 247Sports.com...Ranked No. 9 running back, No. 36 player in Florida and No. 167 prospect overall by ESPN.com...Rated No. 6 running back, No. 19 player in Florida and No. 81 prospect nationally by Rivals.com...Participated in The Opening in summer of 2017...Named to 2017 *Miami Herald* All-Dade Second Team...Exploded for 181 yards to help Carol City defeat Dillard 23-0 in opening round of the 2017 Florida State 6A Playoffs...Helped Carol City to its first Class 6A Championship since 2003, rushing for single-season career high of 820 yards and 13 touchdowns during

2016 season...Named to 2016 *Miami Herald* Second Team Dade County Football Team...Finished career with more than 1,300 yards rushing and 21 touchdowns...Chose Miami over offers from Georgia, Oregon, Tennessee and Wisconsin.

HARRIS CAREER STATS

RUSHING

YEAR	GP-GS	ATT	YDS	AVG	TD	LG
2019	13-3	114	576	5.1	5	46
2018	7-0	28	166	5.9	2	42T
Career	20-3	142	742	5.2	7	46

RECEIVING

YEAR	GP-GS	REC	YDS	AVG	TD	LG
2019	13-3	16	118	7.3	1	19
2018	7-0	3	25	8.3	1	16T
Career	20-3	19	143	7.5	2	19



81
JARED HARRISON-HUNTE
DL • 6-4 • 285 • R-FR.
 MIDDLE VILLAGE, N.Y. (CHRIST THE KING)

2019 (True Freshman): Played in one game in first season...Made career debut in home opener versus Bethune-Cookman (Sept. 14)...Served as member of practice squad.

High School: Consensus three-star prospect by ESPN, Rivals and 247Sports...Consensus top-40 defensive tackle nationwide by all major scouting services...Ranked by Rivals as No. 3 player in state of New York regardless of position...Rated No. 4 player in New York by 247Sports and No. 2 player in state by ESPN...Had 45 tackles and three sacks while playing in eight games during senior season...Selected to 2018 All-Diocesan First Team by *The Tablet*...Served as team captain for final year...Played in 2018 CHSFL Senior Bowl...Also saw action at tight end...Caught 23 passes for 227 yards during junior season...Earned second-team All-Diocesan honors from *The Tablet* after junior year...Played just two seasons of high school football, spending early part of career focusing on basketball...Christ The King teammate of fellow Miami signee Adam ElGammal...Chose Miami over offers from Alabama, Ohio State, Georgia, LSU, Michigan and Penn State, among others.

HARRISON-HUNTE CAREER STATS

DEFENSIVE

YEAR	GP-GS	UT	AT	TT	TFL/Y	SACK	FF/FR	PBU	INT-Y
2019	1-0	0	0	0	0.0/0	0.0/0	0/0	0	0-0
Career	1-0	0	0	0	0.0/0	0.0/0	0/0	0	0-0



12
JAHFARI HARVEY
DL • 6-4 • 245 • R-FR.
 PORT ST. LUCIE, FLA. (VERO BEACH)

2019 (True Freshman): Played in four games and had one solo tackle in first season...Made career debut in season opener against Florida (Aug. 24)...Saw action at North Carolina (Sept. 7)...Had first tackle of career in home opener against Bethune-Cookman (Sept. 14)...Saw action in 2019 Walk-On's Independence Bowl against



Louisiana Tech (Dec. 26)

High School: Enrolled at Miami in January 2019...Consensus four-star prospect by ESPN.com, Rivals.com and 247Sports.com...Rated No. 11 defensive end and No. 23 player in Florida by Rivals.com...Ranked No. 187 player in Rivals Top250...Listed as No. 17 player at position and No. 36 in Florida by 247Sports.com...Ranked No. 240 on Top247 by 247Sports.com...Ranked No. 47 at position and No. 56 in Florida by ESPN.com...Helped lead Vero Beach to 2018 Class 6A regional semifinals...Chose Miami over offers from Georgia, Michigan, Georgia Tech, Louisville, Mississippi State, Missouri, NC State, Nebraska, Oregon, Pitt, Purdue, USF, Syracuse and UCF, among others.

HARVEY CAREER STATS

DEFENSIVE

YEAR	GP-GS	UT	AT	TT	TFL/Y	SACK	FF/FR	PBU	INT-Y
2019	4-0	1	0	1	0.0/0	0.0/0	0/0	0	0-0
Career	4-0	1	0	1	0.0/0	0.0/0	0/0	0	0-0



94

LOUIS HEDLEY

P • 6-4 • 220 • R-JR.

MADURAH, AUSTRALIA (CITY COLLEGE OF SAN FRANCISCO)

2019 (Redshirt Sophomore): Delivered standout first season, averaging 43.9 yards per punt on 64 punts...Ranked No. 26 in FBS in punting...Posted sixth-highest punting average Made career debut in season opener vs. Florida (Aug. 24), averaging 42.5 yards on four punts...Had long punt of 49 yards...Averaged 45.0 yards on three punts with long punt of 49 yards at North Carolina (Sept. 7)...Had long punt of 51 yards in home opener versus Bethune-Cookman (Sept. 14)...Posted career-long 59-yard punt and averaged 48.0 yards on four punts in win over Central Michigan (Sept. 21)...Punted three times for an average of 48.7 yards in game against Virginia Tech (Oct. 5)...Had 57-yard punt against Hokies...Punted six times in win over Virginia (Oct. 11)...Had career-long 67-yard punt against Georgia Tech (Oct. 19)...Punted seven times, including 67-yard punt, in win at Pittsburgh (Oct. 26)...Punted five times for average of 45.8 in win at Florida State (Nov. 2), including 65-yard punt...Punted four times in win over Louisville (Nov. 9)...Boomed 61-yard punt in game versus FIU (Nov. 23)...Totalled career-high 11 punts in regular season finale at Duke (Nov. 30)...Averaged 41.2 yards on nine punts in Walk-On's Independence Bowl against Louisiana Tech (Dec. 26).

Before Miami: Rated two-star prospect by 247Sports...Redshirted in 2018 to preserve eligibility...Averaged 38.6 yards per punt on the season with long punt of 59 yards in 2017...Had eight punts downed inside 20-yard line and seven punts fair caught over 10 games in 2017...Former Australian Rules Football player.

HEDLEY CAREER STATS

PUNTING

YEAR	GP	NO	YDS	AVG	LG	TB	FC	I20	50+	BLK
2019	12	64	2,808	43.9	67	4	15	21	16	0
Career	12	64	2,808	43.9	67	4	15	21	16	0



81

LARRY HODGES

TE • 6-2 • 230 • R-FR.
TAMPA, FLA. (JESUIT)

2019 (True Freshman): Saw action in four games in first season and caught two passes - both for touchdowns...Made career debut at North Carolina (Sept. 7)...Caught two passes, both for touchdowns, in home opener versus Bethune-Cookman (Sept. 14)...Caught scores of 1 and 2 yards in win over Wildcats...Saw action in win over Central Michigan (Sept. 21)...Played in Walk-On's Independence Bowl against Louisiana Tech (Dec. 26).

High School: Listed as four-star prospect by ESPN.com...Rated three-star prospect by Rivals.com and 247Sports.com...Ranked as No. 3 H-back nationally and No. 48 player in Florida by ESPN.com...Listed as No.22 tight end in class by Rivals.com...Rated No. 25 tight end nationally by 247Sports.com...Led Jesuit with 17 receptions for 278 yards and five touchdowns during senior year...Helped Jesuit reach the FHSAA Class 5A state semifinal...Chose Miami over offers from Oklahoma, LSU, Texas, Virginia Tech, Kentucky, Louisville, USF, Cincinnati and Indiana among others.

HODGES CAREER STATS

RECEIVING

YEAR	GP-GS	REC	YDS	AVG	TD	LG
2019	4-0	2	3	1.5	2	2
Career	4-0	2	3	1.5	2	2



48

JAKE HOFFMAN

LB • 6-1 • 210 • R-FR.

HOLLYWOOD, FLA.
(CHAMINADE-MADONNA)

2019 (True Freshman): Did not see any game action in regular season...Served as member of practice squad.



98

JALAR HOLLEY

DL • 6-2 • 285 • R-FR.

AUBURN, GA. (BUFORD)

2019 (True Freshman): Saw action in two games in first season...Made career debut in home opener versus Bethune-Cookman (Sept. 14)...Saw action in Walk-On's Independence Bowl against Louisiana Tech (Dec. 26)...Served as member of practice squad.

High School: Consensus three-star prospect by ESPN.com, Rivals.com and 247Sports.com...Rated No. 37 player at position and No. 78 in state by Rivals.com...Ranked as No. 58 defensive tackle by 247Sports.com...Listed as No. 59 player at position by ESPN.com...Led Buford to 2018 Georgia Class AAAA regional final...Chose Miami over offers from Florida, Auburn, Arkansas, Arizona State, Colorado, Georgia Tech, Kentucky, Louisville, Michigan State, Minnesota, Nebraska, NC State, Ole Miss, Pitt, South Carolina, Syracuse, Tennessee, UCF and Virginia Tech, among others.

HOLLEY CAREER STATS

DEFENSIVE

YEAR	GP-GS	UT	AT	TT	TFL/Y	SACK	FF/FR	PBU	INT-Y
2019	2-0	0	0	0	0.0/0	0.0/0	0/0	0	0-0
Career	2-0	0	0	0	0.0/0	0.0/0	0/0	0	0-0



82

JARIUS HOWARD

WR • 5-10 • 167 • R-FR.

PORTSMOUTH, VA. (OSCAR FRAMMEL SMITH)

2019 (True Freshman): Did not see any game action in regular season...Served as member of practice squad.



9

AVERY HUFF

LB • 6-3 • 215 • R-FR.

FORT LAUDERDALE, FLA. (ST. THOMAS AQUINAS)

2019 (True Freshman): Did not see any game action in regular season...Served as member of practice squad.

High School: Consensus four-star prospect by ESPN.com, Rivals.com and 247Sports.com...Rated No. 8 inside linebacker and the No. 19 player in Florida by Rivals.com...Rated No. 171 player in Rivals Top250...Ranked as 12th outside linebacker and 32nd player in Florida by 247Sports.com... Listed as No. 27 outside linebacker by ESPN.com...Tallied 38 total tackles (24 solo), 8.0 tackles for loss, 4.0 sacks, one interception and one forced fumble in senior season...Helped lead St. Thomas Aquinas to FHSAA Class 7A state championship game...Chose Miami over offers from Alabama, Auburn, Florida State, Georgia, Kentucky, Louisville, LSU, Mississippi State, Oklahoma, Penn State, Syracuse, Tennessee and Texas, among others.



40

WILL HUGGINS


WR • 6-2 • 218 • R-SO.

RICHLAND, WASH. (IMG ACADEMY)

2019 (Redshirt Freshman): Did not see any game action in regular season...Served as member of practice squad.

2018 (True Freshman): Did not see any game action, served as member of practice squad.

High School: Helped IMG Academy to undefeated 9-0 record in 2017...Member of IMG Academy teams that finished ranked in top 10 nationally in three straight seasons from 2015-17...Named Highest Academic Achiever...Played three years at IMG Academy after playing freshman year at Terra Linda High School in California, where he also competed in basketball and track and field...High school teammate of fellow freshmen Brian Hightower and Brian Miller.



8

DJ IVEY

DB • 6-1 • 195 • JR.

FLORIDA CITY, FLA. (SOUTH DADE)

2019 (Sophomore): Saw action in 12 games and made six starts in sophomore year...Totaled 25 tackles (22 solo) and led Hurricanes with three interceptions...Added two tackles for loss and one PBU...Made season debut at North Carolina (Sept. 7), making first start of career...Totaled two tackles (one solo) against Tar Heels...Started home opener against Bethune-Cookman (Sept. 14) and finished with two solo tackles, including first tackle for loss of career (five yards)...Started and finished with career-high five tackles (four solo) in win over Central Michigan (Sept. 21)...Posted one solo tackle in start versus Virginia Tech (Oct. 5)...Had career-high five tackles (all solo) in start versus Virginia (Oct. 11)...Started at cornerback versus Georgia Tech (Oct. 19)...Recorded first two interceptions of career in win at Pittsburgh (Oct. 26)...Returned picks 28 combined yards and added two solo tackles versus Panthers...Multi-interception game versus Pitt was first by Hurricane since Trajan Bandy had two at Virginia in 2018...Had one solo tackle and one PBU in win at Florida State (Nov. 2)...Posted four tackles (three solo), one tackle for loss and third interception of career in win over Louisville (Nov. 9)...Picked off pass in end zone with less than one minute remaining in first half against Cardinals...Had one solo tackle against FIU (Nov. 23)...Posted one solo tackle in regular season finale at Duke (Nov. 30)...Posted one solo tackle in 2019 Walk-On's Independence Bowl against Louisiana Tech (Dec. 26).


2018 (True Freshman): Saw action in 11 games, primarily on special teams...Had three tackles in first season...Made career debut in season opener against LSU (Sept. 2)...Had one tackle in win over Savannah State (Sept. 8)...Saw action in wins vs. Toledo (Sept. 15) and FIU (Sept. 22)...Had one solo tackle in win over North Carolina (Sept. 27)...Saw action in games vs. Florida State (Oct. 6) and at Virginia (Oct. 13)...Played in games at Boston College (Oct. 26) and vs. Duke (Nov. 3)...Had one tackle in win at Virginia Tech (Nov. 17)...Saw action in regular season finale vs. Pittsburgh (Nov. 24).

High School: Rated as four-star prospect by 247Sports.com... Listed as three-star recruit by ESPN.com and Rivals.com... Listed as 32nd-best cornerback in nation by 247Sports.com... Named to 2017 *Miami Herald* All-Dade First Team...Totaled six interceptions during senior season...Helped guide South Dade to Class 8A Regional Playoffs and 9-2 record senior year...Collected interceptions in four straight games during senior season...Picked off pair of passes in South Dade's regular season final over Edison...Anchored secondary unit that held opponents to just 76 yards passing per game...Chose Miami over offers from Auburn, Georgia and South Carolina, among others.

IVEY CAREER STATS

DEFENSIVE

YEAR	GP-GS	UT	AT	TT	TFL/Y	SACK	FF/FR	PBU	INT-Y
2019	12-6	22	3	25	2.0/9	0.0/0	0/0	1	3-28
2018	11-0	1	2	3	0.0/0	0.0/0	0/0	0	0-0
Career	23-6	23	5	28	2.0/9	0.0/0	0/0	1	3-28



58
CLAY JAMES
 LB • 5-9 • 196 • R-SO.
 COCOA, FLA. (COCO)

2019 (Redshirt Freshman): Served as team's primary long snapper for entire season, seeing action in all 13 games.

2018 (True Freshman): Did not see any game action in regular season...Served as member of practice squad.

High School: Starting long snapper for two seasons at Cocoa High School...Helped Tigers win the 2016 Florida Class 4A state title and reach the 2017 Class 4A state championship game...Member of back-to-back distract championship teams at Cocoa High School...Chose Miami over offers from Appalachian State, Army and Jacksonville.



44
BRADLEY JENNINGS, JR.
 LB • 6-1 • 225 • R-JR.
 JACKSONVILLE, FLA.
 (SANDALWOOD)

2019 (Redshirt Sophomore): Did not see any game action during regular season while recovering from offseason surgery.

2018 (Sophomore): Saw action in four games and totaled eight tackles...Had 1.5 tackles for loss and one fumble recovery...Set career mark with five tackles in home opener vs. Savannah State (Sept. 8)...Recovered first fumble of career and added one tackle for loss against Tigers...Had one tackle at Toledo (Sept. 15)...Posted two tackles in win over North Carolina (Sept. 27)...Redshirted season.

2017 (True Freshman): Saw action in 12 of 13 games, mostly on special teams...Totaled seven tackles...Made career debut in season opener against Bethune-Cookman (Sept. 2) and finished with two tackles (one solo)...Saw action against Toledo (Sept. 23)...Had two tackles in win at Duke (Sept. 29)...Saw action in wins at Florida State (Oct. 7), at home against Georgia Tech (Oct. 14) and at home against Syracuse (Oct. 21)...Played in wins at North Carolina (Oct. 28) and at home against Notre Dame (Nov. 11) and Virginia (Nov. 18)...Saw time at Pittsburgh (Nov. 24)...Finished with two tackles in ACC Championship Game against Clemson (Dec. 2)...Had one tackle in Capital One Orange Bowl against Wisconsin (Dec. 30).

High School: Consensus three-star linebacker prospect by 247Sports, ESPN, Rivals and Scout...Ranked No. 35 outside linebacker nationwide by Rivals...Had 146 tackles and 10 tackles for loss in junior season at Sandalwood...Added three forced fumbles and two sacks for Saints in 2015...Selected to 2015 Florida Times-Union All-First Coast Second Team...Chose Miami over offers from Florida State, Louisville, Michigan and North Carolina, among others.

JENNINGS, JR. CAREER STATS

DEFENSIVE

YEAR	GP-GS	UT	AT	TT	TFL/Y	SACK	FF/FR	PBU	INT-Y
2018	4-0	1	7	8	1.5/5	0.0/0	0/1	0	0-0
2017	12-0	1	6	7	0.0/0	0.0/0	0/0	0	0-0
Career	16-0	2	13	15	1.5/5	0.0/0	0/1	0	0-0



39
DANTE JOHNSON
 WR • 6-2 • 208 • R-JR.
 COVINGTON, GA. (NEWTON)

2019 (Junior): Did not see any game action, served as member of practice squad.



9
BREVIN JORDAN
 TE • 6-3 • 245 • JR.
 LAS VEGAS, NEV. (BISHOP GORMAN)

2019 ALL-ACC, FIRST TEAM
2019 MACKEY AWARD FINALIST
2018 ALL-ACC, SECOND TEAM

2019 (Sophomore): Delivered another standout season, starting all 10 games in which he played...Finished ranked third in receptions (35) and second in receiving yards (495) despite missing three games...Had two receiving touchdowns...Named one of three Mackey Award finalists and earned All-ACC first team honors...Started season opener vs. Florida (Aug. 24) and finished with five catches for career-high 88 yards and one touchdown...Touchdown was fifth of career and came on 25-yard reception on tipped pass...Enjoyed another strong start at North Carolina (Sept. 7), catching six passes for 73 yards...Had long reception of 20 yards against Tar Heels...Caught two passes in home opener against Bethune-Cookman (Sept. 14)...Led team with 70 receiving yards on three catches in start vs. Central Michigan (Sept. 21)...Had long catch of 27 yards against Chippewas...Posted best yardage output of career in start against Virginia Tech (Oct. 5), totaling career-high 136 yards on seven receptions with one touchdown...Had career-long reception of 51 yards against Hokies...Started and had two catches for 48 yards in win over Virginia (Oct. 11)...Posted three catches totaling 21 yards in start vs. Georgia Tech (Oct. 19)...Had 9-yard reception in start at Pittsburgh (Oct. 26)...Enjoyed strong game in start at Florida State (Nov. 2), posting game-high six catches for 48 yards in win over Seminoles...Did not play against Louisville (Nov. 9) or against FIU (Nov. 23), missing games due to injury...Named one of eight semifinalists for John Mackey Award, honoring nation's top tight end, on Nov. 18...Started regular season finale at Duke (Nov. 30)...Named to All-ACC First Team...Earned All-ACC first-team honors from Associated Press...Did not participate in 2019 Walk-On's Independence Bowl due to injury.

2018 (True Freshman): Saw action in 12 of 13 games and made 11 starts in standout freshman season...Earned second-team All-ACC recognition...Caught 32 passes - second-most on team - for 287 yards...Four receiving touchdowns were also second-most...Had long catch of 41 yards...Made first start of career against LSU (Sept. 2)...Caught seven passes for 52 yards, including first two touchdowns of career, in win vs. Savannah State (Sept. 8)...Started in win at Toledo (Sept. 15)...Had five catches for career-high 67 yards, including one touchdown, in start vs. FIU (Sept. 22)...Started and had one reception (four yards) in win over North Carolina (Sept. 27)...Started and had two catches for 51 yards, including career-long, go-ahead 41-yard touchdown reception in fourth quarter, in win over Florida State (Oct. 6)...Started and had three receptions totaling 34 yards at Virginia (Oct. 13)...Earned Midseason Freshman All-America recognition from ESPN...Started and had career-best eight catches at Boston College (Oct. 26)...Had three catches in start vs. Duke (Nov. 3)...Made start at Georgia Tech (Nov. 10)...Started


and had one 5-yard catch in win at Virginia Tech (Nov. 17)...Missed regular season finale vs. Pittsburgh (Nov. 24) due to injury suffered previous week...Started and caught two passes in New Era Pinstripe Bowl vs. Wisconsin (Dec. 27).

High School: Widely regarded as one of top high school tight ends in country...Rated as No. 1 tight end in country by ESPN.com and 247Sports.com...Ranked No. 2 at position by Rivals.com...Selected to 2018 Under Armour All-America Game in Orlando, Fla....Consensus four-star prospect by ESPN, 247Sports.com and Rivals.com...Served as team captain during senior year...Helped guide Bishop Gorman to ninth straight Nevada State Championship...Totaled nearly 100 yards receiving and scored rushing touchdown in Bishop Gorman's 48-7 state championship victory...Finished senior year on high note, posting single-season career highs in yards (1,111), receptions (63) and touchdowns (13)...Participated in The Opening in summer of 2017...Caught 27 passes for 501 yards and touchdowns as junior year...Closed high school career with over 1,700 yards, 100 receptions and 29 total touchdowns...Father, Darrell, was drafted by Atlanta Falcons in ninth round of 1990 NFL Draft...Chose Miami over offers from Florida, Florida State and Georgia, among others.

JORDAN CAREER STATS

RECEIVING

YEAR	GP-GS	NO	YDS	AVG	TD	LG
2019	10-10	35	495	14.1	2	51
2018	12-11	32	287	9.0	4	42T
Career	22-21	67	782	11.7	6	51



52

PATRICK JOYNER, JR.

LB • 6-2 • 225 • R-SO.

HOMESTEAD, FLA. (SOUTH DADE)

2019 (Redshirt Freshman): Saw action in one game during regular season...Missed most of season while recovering from offseason surgery.

2018 (True Freshman): Saw action in four games in regular season...Totaled five tackles...Made career debut in win over Savannah State (Sept. 8), finishing with three tackles...Posted career-high two tackles for loss against Tigers...Had one tackle in win over FIU (Sept. 22)...Lone tackle in regular season finale vs. Pittsburgh (Nov. 24) was half tackle for loss...Redshirted season.

High School: Four-star prospect by ESPN.com...Earned three-star rating from 247Sports.com and Rivals.com...Rated as 23rd-best prospect at his position by ESPN.com...Ranked No. 38 at position by 247Sports.com...Selected to 2017 *Miami Herald* All-Dade First Team...Helped guide South Dade to Class 8A Regional Playoffs and 9-2 record senior year...Registered 87 total tackles and forced pair of fumbles during senior season...Was named to 2016 *Miami Herald* All-Dade First Team while playing for Keys Gate High School...Logged 63 tackles and registered 15 sacks during junior season...Chose Miami over offers from Florida State, Alabama, Florida and Auburn, among others

JOYNER, JR. CAREER STATS

DEFENSIVE

YEAR	GP-GS	UT	AT	TT	TFL/Y	SACK	FF/FR	PBU	INT-Y
2019	1-0	0	0	0	0.0/0	0.0/0	0/0	0	0-0
2018	4-0	2	3	5	2.5/6	0.0/0	0/0	0	0-0
Career	5-0	2	3	5	2.5/6	0.0/0	0/0	0	0-0



1


D'ERQI KING

QB • 5-11 • 202 • R-SR.

MANVEL, TEXAS (HOUSTON) (MANVEL)

Before Miami: Delivered dominant career at University of Houston, finishing with 78 total touchdowns (50 passing, 28 rushing), 4,925 passing yards and 1,421 rushing yards despite starting just 22 games...Totaled 6,346 yards of offense (181.3 per game)...Set The American Athletic Conference touchdown responsible for in a season record with 50 despite missing the last 2.5 games with an injury in 2018...Led nation in points responsible for per game with an average of 27.5, four points ahead of the No. 2 spot shared by Heisman finalists Kyle Murray and Dwayne Haskins during prolific junior season...Had a rushing touchdown in all 11 games in 2018 and one of only three QBs in FBS history with at least 35 passing TDs and 13 rushing TDs...2018 Maxwell Award semifinalist and Earl Campbell Award finalist.

High School: Four-star recruit by ESPN and member of ESPN300, ranked No. 202 overall...Named district 22-6A MVP as a senior...Named first team All-Greater Houston...Elite 11 semifinalist...Ranked No. 11 player in Houston area by VYPE Houston...Closed out high school career with over 10,000 career passing yards and 3,000 career rushing yards...Threw for 2,898 yards and 43 touchdowns against just five interceptions as senior while rushing for 640 yards and eight touchdowns...Named to Houston Chronicle's 2016 Top 100 list...As junior, threw for 3,193 yards and 47 touchdowns with just three interceptions while rushing for 780 yards and 12 touchdowns...Ran for 1,289 yards and 17 touchdowns as sophomore while throwing for 2,628 yards and 36 touchdowns...Had 1,745 passing yards as freshman to go along with 14 touchdowns through the air and 11 on the ground with 731 rushing yards.



4

JAYLAN KNIGHTON

RB • 5-10 • 190 • FR.

LAUDERHILL, FLA. (DEERFIELD BEACH)

High School: A consensus four-star prospect by 247Sports, ESPN and Rivals...Rated No. 146 in the Rivals Top 250...Ranked the No. 5 running back nationally and No. 25 player in Florida by Rivals...Listed as the No. 88 player in the ESPN300...Rated the No. 11 running back nationally and No. 15 player in Florida by ESPN...Ranked the No. 104 player nationally by 247 Composite...Listed as the No. 10 running back in the country and No. 19 player in Florida by 247 Composite...Selected to participate in 2020 Under Armour All-America Game...Participated in The Opening in the summer of 2019...Helped lead Deerfield Beach to the semifinals in the Florida Class 8A state playoffs...Finished the 2019 season with 1,414 rushing yards and 19 rushing touchdowns, averaging 9.7 yards per carry, while adding 13 receptions for 267 yards and two touchdowns...Ended career as all-time leading rusher in Broward County history with 5,150 yards...Chose Miami over offers from Alabama, Auburn, Clemson, Florida, Florida State, Georgia, Illinois, Iowa, Kentucky, Louisville, LSU, Michigan, Missouri, NC State, Nebraska, Ohio State, Oklahoma, Ole Miss, Oregon, Penn State, Purdue, South Carolina, Syracuse and Tennessee, among others.



45

BRYAN LEVINE

DL • 6-3 • 230 • R-FR.
LOS ANGELES, CALIF.
(BRENTWOOD SCHOOL)

2019 (True Freshman): Did not see any game action during season...Served as member of practice squad.



34

ELIAS LUGO-FAGUNDO

WR • 6-0 • 198 • R-JR.
CABO ROJO, P.R. (IMG
ACADEMY)

2019 (Redshirt Sophomore): Did not see any game action in season...Served as member of practice squad.

2018 (Redshirt Freshman): Did not see any game action in regular season...Served as member of practice squad.

2017 (True Freshman): Did not see any game action, redshirted to retain eligibility...Served as member of practice squad.

High School: Member of 2016 IMG Academy team that went 11-0 and finished the season ranked third nationally in *USA Today* Sports Super 25 Computer Rankings.



85

WILL MALLORY

TE • 6-5 • 245 • JR.
JACKSONVILLE, FLA.
(PROVIDENCE SCHOOL)

2019 (Sophomore): Saw action in all 13 games and made eight starts...Caught 16 passes totaling 293 yards with two touchdowns...Averaged team-high 18.3 yards per catch...Started season opener vs. Florida (Aug. 24)...Scored first touchdown of season on 11-yard grab in start at North Carolina (Sept. 17)...Started in home opener versus Bethune-Cookman (Sept. 14)...Had 59 receiving yards on two catches in start vs. Central Michigan (Sept. 21), including career-long 38-yard reception...Saw action against Virginia Tech (Oct. 5)...Started against Virginia (Oct. 11)...Saw action against Georgia Tech (Oct. 19)...Played at Pittsburgh (Oct. 26)...Started in win at Florida State (Nov. 2)...Finished with 17-yard touchdown reception in start versus Louisville (Nov. 9)...Set career mark with four catches for 71 yards against FIU (Nov. 23)...Had 29-yard reception against Panthers...Started and set career high with 93 receiving yards on four catches in regular season finale at Duke (Nov. 30)...Four catches against Blue Devils tied career mark, set previous week...Had 32-yard reception against Duke...Tied career mark with four catches totaling 42 yards in Walk-On's Independence Bowl against Louisiana Tech (Dec. 26).

2018 (True Freshman): Saw action in 10 games and made one start during regular season...Caught five passes for 37 yards with one touchdown...Had long catch of 13 yards...Made career debut in season opener vs. LSU (Sept. 2)...Started and recorded touchdown on first reception of career, 2-yard catch vs. Savannah State (Sept. 8)...Saw action in wins vs. Toledo (Sept. 15) and FIU (Sept. 22)...Played against North Carolina (Sept. 27)...Saw action vs. Florida State (Oct. 6) and at Virginia (Oct. 13)...Played at Boston College (Oct. 26)...Had 7-yard reception at Georgia Tech (Nov. 10)...Had career-high three catches for career-best 28 yards at Virginia Tech

(Nov. 17)...Had career-long 13-yard reception vs. Hokies.

High School: Consensus four-star prospect by ESPN, 247Sports.com and Rivals.com...Rated as third-best tight end prospect by ESPN.com...Ranked among top 300 recruits by ESPN.com (No. 190)...Ranked as eighth-best tight end and 37th-best prospect in state of Florida by 247Sports.com...Listed as No. 8 tight end and No. 30 prospect in Florida by Rivals.com...Participated in The Opening in summer of 2017...Selected to 2017 *Florida Times-Union* Super 11 High School Football Team...Caught 46 passes for 900 yards and hauled in 12 touchdowns during junior season...Battled injuries for most of senior season, but was dominant when playing...Caught 11 passes for 193 yards and two touchdowns in first game back from injury in 2017...Finished senior year with 21 catches for 364 yards and three touchdowns...Father, Mike, played college football at Michigan...Chose Miami over offers from Georgia, Michigan, Clemson, Alabama, Auburn, Florida, Louisville, Notre Dame, Ohio State and USC, among others.

MALLORY CAREER STATS

RECEIVING

YEAR	GP-GS	NO	YDS	AVG	TD	LG
2019	13-8	16	293	18.3	2	38
2018	10-1	5	37	7.4	1	13
Career	23-9	21	330	15.7	3	38



86

DOMINIC MAMMARELLI

TE • 6-4 • 235 • FR.
NAPLES, FLA. (NAPLES)

High School: Rated a four-star prospect by ESPN and Rivals and a three-star prospect by 247Sports...Ranked the No. 2 tight end-H nationally and the No. 59 player in Florida by ESPN...Listed as the No. 11 tight end and No. 44 player in Florida by Rivals...Rated the No. 13 tight end and No. 63 player in Florida by 247 Composite...Helped lead Naples to the regional semifinals in the Florida Class 6A state playoffs...Caught five passes for 126 yards and three touchdowns over five games in the 2019 season...Chose Miami over offers from LSU, Michigan, Arkansas, Cincinnati, Purdue, South Carolina and USF, among others.



18

TATE MARTELL


QB • 5-11 • 205 • R-JR.
LAS VEGAS, NEV. (BISHOP
GORMAN) (OHIO STATE)

2019 (Redshirt Sophomore): Saw action in five games in first season at Miami...Made career debut in season opener vs. Florida (Aug. 24)...Had 3-yard rush in home opener against Bethune-Cookman (Sept. 14)...Saw action against Central Michigan (Sept. 21) and Virginia Tech (Oct. 5)...Played in 2019 Walk-On's Independence Bowl against Louisiana Tech (Dec. 26), completing 7-yard pass and rushing for five yards.

Before Miami: Spent first two seasons of career at Ohio State, redshirting true freshman season in 2017...Saw action in six games as redshirt freshman in 2018...Totaled 269 passing yards with one touchdown on 23-of-28 passing in 2018...Rushed for 128 yards on 22 carries with two rushing touchdowns.

High School: U.S. Army All-American and five-star quarterback by Scout...Named national player of the year by three organizations

as senior: Gatorade, MaxPreps, and *USA Today*...Undefeated as starting quarterback (43-0) for coach Kenny Sanchez at Bishop Gorman, Martell threw for 7,507 yards and 113 touchdowns (and only nine interceptions) in his career, and he rushed for 2,294 yards with 35 more scores for team that was undefeated national champion each year he was starting quarterback...Named first-team all-state all three years as starter...Threw for 2,362 yards with 41 touchdowns and only one interception as senior in 2016...Rushed for 1,257 yards and 21 TDs, and was named Southwest League Offensive MVP...Was named No. 2 dual threat quarterback prospect in class by Rivals, 247Sports and Scout...One of top-50 players nationally with Scout and Rivals, positioning him 27th and 39th overall, respectively.



17
PEYTON MATOCHA
QB • 6-4 • 205 • R-FR.
HOUSTON, TEXAS (SAINT THOMAS)

2019 (True Freshman): Did not see any game action in regular season...Served as member of practice squad.

High School: Rated three-star prospect by ESPN and 247Sports...Ranked No. 38 dual-threat quarterback in 247Sports' Composite Rankings...Named Houston Touchdown Club Private School Co-Offensive Player of the Year...Threw for school-record 3,692 passing yards and 35 touchdowns...Added 804 rushing yards and 14 rushing touchdowns...Totaled 416 yards and seven touchdowns in 52-49 win over St. Pius X in final regular season home game of career to help Eagles reclaim district championship, its fifth in seven years...Totaled 435 yards and four touchdowns in win over Plano John Paul II TAPPS Division I playoffs...Ranked up more than 3,000 passing yards, 900 rushing yards, 27 passing touchdowns and 10 rushing touchdowns over first two seasons of varsity career...Chose Miami over offers from Army, UMass and Wyoming, among others.



53
ZACH MC CLOUD
LB • 6-2 • 235 • R-SR.
LANTANA, FLA. (SANTALUCES)

2019 (Senior): Played in four games and made one start...Totaled nine tackles (six solo) and had 0.5 TFLs...Finished with one PBU...Saw action in season opener vs. Florida (Aug. 24) and finished with two solo tackles...Saw action at North Carolina (Sept. 7)...Had two tackles in home opener versus Bethune-Cookman (Sept. 14)...Made first start of season in win at Pittsburgh (Oct. 26), finishing with five tackles, 0.5 TFLs and one PBU...Redshirted to retain eligibility.

2018 (Junior): Saw action in all 13 games and made nine starts...Finished with 44 total tackles and 4.5 tackles for loss...Had 0.5 sacks...Had one tackle vs. LSU (Sept. 2)...Started and finished with six tackles against Savannah State (Sept. 8)...Started at Toledo (Sept. 15)...Totaled one tackle in start vs. FIU (Sept. 22)...Started and had career-high eight tackles vs. North Carolina (Sept. 27)...Added career-best 2.0 tackles for loss against Tar Heels...Had two tackles vs. Florida State (Oct. 6)...Started and posted four tackles at Virginia (Oct. 13)...Recorded eight tackles in start at Boston College (Oct. 26)...Performance against Eagles included 1.5 tackles for loss...Saw action vs. Duke (Nov. 3)...Had two tackles in start at Georgia Tech (Nov. 10)...Had four tackles and one half-sack in win at Virginia Tech (Nov. 17)...Started and posted two solo tackles in finale vs. Pittsburgh (Nov. 24)...Started

and finished with six tackles (two solo) in New Era Pinstripes Bowl vs. Wisconsin (Dec. 27).

2017 (Sophomore): Saw action in all 13 games and made 11 starts...Finished with 48 tackles, 4.5 tackles for loss and two sacks...Added three quarterback hurries...Forced one fumble...Was among team's top defensive contributors...Earned one ACC Co-Linebacker of the Week recognition...Started season opener against Bethune-Cookman (Sept. 2) and finished with two solo tackles...Started and posted two solo tackles in win over Toledo (Sept. 23)...Finished with three tackles (two solo) and started in win at Duke (Sept. 29)...Started and finished with three tackles (two solo) in win at Florida State (Oct. 7)...Had three tackles (two solo) and first sack of career (eight yards) in start against Georgia Tech (Oct. 14)...Started and had one tackle in win over Syracuse (Oct. 21)...Finished with five tackles and 1.0 TFL (three yards) in start at North Carolina (Oct. 28)...Had two tackles (one solo) in win over Virginia Tech (Nov. 4)...Started and had five tackles (two solo), 1.5 tackles for loss and one sack in win over Notre Dame (Nov. 11)...Earned ACC Co-Linebacker of the Week recognition for performance against Fighting Irish...Had five total tackles (four solo) and one forced fumble in win over Virginia (Nov. 18)...Posted career-high total of 10 tackles (eight solo) at Pittsburgh (Nov. 24)...Finished with four tackles in ACC Championship Game against Clemson (Dec. 2)...Started Capital One Orange Bowl against Wisconsin (Dec. 30) and finished with three total tackles and one tackle for loss (four yards).

2016 (True Freshman): Delivered impressive freshman season, starting 11 of 13 games at linebacker and finishing with 37 tackles (18 solo)...Added 3.5 tackles for loss (four yards), two pass breakups and four quarterback hurries...Had one blocked kick...Started season opener and made career debut against Florida A&M (Sept. 3), recording one solo tackle...Totaled three tackles (all solo) and first career TFL (one yard) against FAU (Sept. 10)...Made second start of career and recorded three tackles in road win at Appalachian State (Sept. 17)...Started against Georgia Tech (Oct. 1)...Totaled three tackles in start against Florida State (Oct. 8)...Started and recorded two solo tackles against North Carolina (Oct. 15)...Registered five tackles in start at Virginia Tech (Oct. 20)...Recorded first quarterback hurry of career against Hokies...Had one solo tackle and credited with first blocked punt of career in start at Notre Dame (Oct. 29)...Started and totaled three tackles (one solo), 0.5 TFLs and one PBU in win over Pittsburgh (Nov. 5)...Credited with three quarterback hurries against Panthers...Started and had one tackle in win at Virginia (Nov. 12)...Totaled three tackles (one solo) in start at NC State (Nov. 19)...Started and recorded career-high six tackles (two solo) in regular season finale win over Duke (Nov. 26)...Matched career mark with six tackles (one solo), 1.0 TFL (two yards) and one PBU in Russell Athletic Bowl victory over West Virginia (Dec. 28).

High School: Four-star outside linebacker according to ESPN and 247Sports...Three-star prospect by Rivals and Scout...Enrolled in January 2016...Ranked No. 172 player on ESPN300 and No. 11 outside linebacker nationwide by ESPN...Ranked No. 19 outside linebacker in nation by 247Sports...Rated as second-best outside linebacker in state of Florida and No. 26 outside linebacker nationwide by Scout...Named to watch list for high school Butkus Award prior to final season at Santaluces...Earned first-team *Sun Sentinel* All-County recognition in final year...Ranked No. 9 prospect on *Sun Sentinel* Megaboard, rating top players in Broward and Palm Beach...Chose Miami over offers from Auburn, Alabama, Florida, Florida State, Georgia, Louisville, North Carolina and South Carolina, among others.

McCLOUD CAREER STATS

DEFENSIVE

YEAR	GP-GS	UT	AT	TT	TFL/Y	SACK	FF/FR	PBU	INT-Y
2019	4-1	6	3	9	0.5/2	0.0/0	0/0	1	0-0
2018	13-9	19	25	44	4.5/10	0.5/3	0/0	0	0-0
2017	13-11	29	19	48	4.5/19	2.0/11	1/0	0	0-0
2016	13-11	18	19	37	3.5/4	0.0/0	0/0	2	0-0
Career	43-32	72	66	138	13.0/35	2.5/14	1/0	3	0-0



91

JORDAN MILLER

DL • 6-4 • 320 • R-SO.

JACKSONVILLE, FLA.
(SANDALWOOD)

2019 (Redshirt Freshman): Saw action in all 13 games and finished with 12 tackles (four solo)...Added 2.5 tackles for loss...Saw action in season opener vs. Florida (Aug. 24)...Finished with career-high three tackles and 0.5 TFLs at North Carolina (Sept. 7)...Saw action in home opener versus Bethune-Cookman (Sept. 14)...Played in win over Central Michigan (Sept. 21)...Had one solo tackle against Virginia Tech (Oct. 5)...Finished with one tackle in win over Virginia (Oct. 11)...Posted two total tackles, including 1.0 tackle for loss, against Georgia Tech (Oct. 19)...Saw action in win at Pittsburgh (Oct. 26)...Totaled two solo tackles, including 1.0 tackle for loss, in win at Florida State (Nov. 2)...Saw action in win over Louisville (Nov. 9)...Played in game versus FIU (Nov. 23)...Had one tackle in regular season finale at Duke (Nov. 30)...Posted two tackles in Walk-On's Independence Bowl against Louisiana Tech (Dec. 26).

2018 (True Freshman): Made career debut in home opener vs. Savannah State (Sept. 8)...Served as member of practice squad...Redshirted season.

High School: Rated three-star prospect by 247Sports.com and Rivals.com...Ranked 86th defensive tackle in country by 247Sports...Played senior season at Sandalwood after attending Palatka High School for first three years of high school...From same high school as Miami linebacker Bradley Jennings, Jr. ...Chose Miami over offers from Tennessee, South Carolina, Virginia, Georgia Tech and Florida Atlantic, among others

MILLER CAREER STATS

DEFENSIVE

YEAR	GP-GS	UT	AT	TT	TFL/Y	SACK	FF/FR	PBU	INT-Y
2019	13-0	4	8	12	2.5/5	0.0/0	0/0	0	0-0
2018	1-0	0	0	0	0.0/0	0.0/0	0/0	0	0-0
Career	14-0	4	8	12	2.5/5	0.0/0	0/0	0	0-0




59

ALAN NADELSTICHER

LS • 6-0 • 185 • R-FR.

MEXICO CITY, MEXICO
(IMG ACADEMY)

2019 (True Freshman): Did not see any game action in regular season...Served as member of practice squad.



49

MASON NAPPER

LS • 6-1 • 225 • R-FR.

MARIETTA, GA. (LASSITER)

2019 (True Freshman): Did not see any game action in regular season...Served as member of practice squad.



84

JOSH NEELY

DL • 6-3 • 258 • R-FR.

MIAMI, FLA. (MIAMI SENIOR)

2019 (True Freshman): Did not see any game action in regular season...Served as member of practice squad.



60

ZION NELSON

OL • 6-5 • 312 • SO.

SUMTER, S.C. (SUMTER)

2019 (True Freshman): Emerged as team's starting left tackle after enrolling early for spring practice...Started all 13 games at left tackle...Made first start of career at left tackle in season opener vs. Florida (Aug. 24), helping Hurricanes outgain Gators, 308-306...Started at left tackle at North Carolina (Sept. 7)...Made start at left tackle in home wins over Bethune-Cookman (Sept. 14) and Central Michigan (Sept. 21)...Started at left tackle against Virginia Tech (Oct. 5)...Helped pave way for win over Virginia (Oct. 11) with start at left tackle...Started at left tackle against Georgia Tech (Oct. 19)...Anchored offensive line that allowed just two sacks to nation's top-leading sack team in start at Pittsburgh (Oct. 26)...Started at left tackle in win at Florida State (Nov. 2)...Made start at left tackle in win over Louisville (Nov. 9), with offensive line allowing just one sack against Cardinals...Helped lead offense to 449-yard performance, including 197 rushing yards, against Cardinals...Started at left tackle in games versus FIU (Nov. 23) and at Duke (Nov. 30)...Started at left tackle in Walk-On's Independence Bowl against Louisiana Tech (Dec. 26).

High School: Rated three-star prospect by ESPN and 247Sports...Listed as No. 29 player in South Carolina and No. 100 offensive tackle nationally by ESPN...Rated No. 39 player in South Carolina by 247Sports...Led Sumter to 10-1 record and appearance in Class AAAA regional semifinals as senior in 2018...Chose Miami over offers from Appalachian State, Coastal Carolina, Campbell, Georgia Southern and Western Kentucky, among others.



41

MICHAEL PARROTT

FB • 5-11 • 235 • R-JR.

CANTON, N.C. (ALABAMA)
(PISGAH)

2019 (Redshirt Sophomore): Saw action in 10 games, largely on special teams...Totaled three tackles (two solo)...Had 2-yard reception against Virginia Tech (Oct. 5).

2018 (Sophomore): Saw action in four games, largely on special teams...Served as member of practice squad.



2017 (True Freshman): Saw action in five games at fullback... Also served as member of practice squad.

Prior to Miami: Transferred to Miami after spending 2017 spring semester at Alabama.

High School: Three-time All-Western North Carolina Athletic Conference selection...Rushed for career-high 1,244 yards and eight touchdowns in 2016...Had 390 rushing yards and six touchdowns during junior year.



12
JEREMIAH PAYTON
WR • 6-1 • 195 • R-FR.
NEPTUNE BEACH, FLA.
(FLETCHER)


2019 (True Freshman): Saw action in four games in first season... Lone catch of year came on 23-yard reception...Made career debut in home opener against Bethune-Cookman (Sept. 14), making impressive 23-yard reception...Saw action in win over Central Michigan (Sept. 21)...Saw action in win at Florida State (Nov. 2)... Played in win over Louisville (Nov. 9).

High School: Consensus four-star prospect by ESPN.com, Rivals.com and 247Sports.com...Ranked as sixth-best wide receiver nationally and sixth-best player in Florida by ESPN.com...Ranked No. 56 on ESPN300...Rated No. 12 wide receiver nationally and No. 10 in Florida by 247Sports.com...Listed as No. 24 wide receiver and No. 17 player in Florida by Rivals.com...Ranked No. 139 player in Rivals250...Selected to participate in the 2019 Under Armour All-America Game...Participated in The Opening in the summer of 2018...Chose Miami over offers from Alabama, Auburn, Florida, Georgia, Mississippi State, Oregon, South Carolina, Tennessee, UCF, Cincinnati, Georgia Tech, Maryland, Minnesota and North Carolina among others.

PAYTON CAREER STATS

RECEIVING

YEAR	GP-GS	NO	YDS	AVG	TD	LG
2019	4-0	1	23	23.0	0	23
Career	4-0	1	23	23.0	0	23



5
N'KOSI PERRY
QB • 6-4 • 190 • R-JR.
OCALA, FLA. (VANGUARD)

2019 (Redshirt Sophomore): Saw action in eight games and made three starts...Finished with 1,045 passing yards, eight passing touchdowns and three interceptions...Added two rushing touchdowns...Finished 85-for-159 (53.5 percent) with long pass of 51 yards...Made season debut in home opener against Bethune-Cookman (Sept. 14), finishing with 79 yards on 7-for-10 passing and one touchdown...Had long pass of 23 yards versus Wildcats...Saw first major action of season vs. Virginia Tech (Oct. 5), setting career marks in nearly every passing category...Finished 28-for-47 for 422 yards with four touchdowns and one interception in valiant comeback effort...Set career highs in completions, passing yards and attempts vs. Hokies despite not starting game...Tied career mark with four touchdown passes...Made first start of season vs. #19/#20 Virginia (Oct. 11) and led Hurricanes to victory...Finished 16-for-27 for 182 yards and accounted for two touchdowns - one rushing and one passing...Started against

Georgia Tech (Oct. 19) and finished 16-for-28 for 283 yards and two touchdowns...Also rushed for score against Yellow Jackets, marking second straight game with one rush TD...Threw for 104 yards with one interception on 10-for-24 passing in start at Pittsburgh (Oct. 26)...Saw action as reserve in win over Louisville (Nov. 9)...Finished with 19 passing yards on 2-for-9 passing in regular season finale against Duke (Nov. 30)...Finished 5-for-13 for 52 passing yards and added 19 rushing yards in 2019 Walk-On's Independence Bowl against Louisiana Tech (Dec. 26).

2018 (Redshirt Freshman): Played in 11 games and made six starts in regular season...Finished with 4-2 record as starting quarterback, including 3-0 mark in home games...Threw 13 touchdowns compared to six interceptions, passing for team-high 1,091 yards with a 50.8% completion percentage (97-of-191)...Had long pass of 42 yards...Rushed for 169 yards with one touchdown and long rush of 41 yards...Saw first action of career vs. Savannah State (Sept. 8), entering as backup...Finished 9-for-14 for 93 yards, three touchdowns and one interception vs. Tigers with long pass of 38 yards...Saw first major action of career in win over FIU (Sept. 22), entering in third series of game and playing remainder of contest, save for Miami's penultimate offensive series...Finished career-best 17-for-25 for career-high 224 yards, including three touchdowns, against Panthers...Had one interception, long pass of 42 yards and rushed for 32 yards vs. FIU...Made first start of career against North Carolina (Sept. 27), finishing 8-for-12 for 125 yards, one touchdown and one interception...Tied career long with 42-yard pass against Tar Heels...Posted 26 rushing yards in first start...Started and finished with 204 passing yards and career-high four touchdown passes in come-from-behind win vs. Florida State (Oct. 6)...Had long pass of 41 yards vs. Seminoles on go-ahead touchdown connection with tight end Brevin Jordan...Started at Virginia (Oct. 13) and finished with 20 passing yards and two interceptions...Saw action vs. Duke (Nov. 3)...Made fourth start of season at Georgia Tech (Nov. 10), throwing for 165 yards on 14-of-23 passing...Accounted for three total touchdowns in first road win as starter at Virginia Tech (Nov. 17), throwing for two scores as part of 21-for-34, 171-yard passing performance...Added first rushing touchdown of career vs. Hokies on 1-yard plunge...Started and helped lead Miami to win in regular season finale vs. Pittsburgh (Nov. 24)...Had career-long 41-yard rush vs. Panthers...Completed one pass (1-for-5) and rushed for 11 yards in New Era Pinstripe Bowl vs. Wisconsin (Dec. 27).

2017 (True Freshman): Did not see any game action, redshirted to retain eligibility...Served as member of practice squad.

High School: Widely regarded as one of the most dangerous dual-threat quarterbacks in the nation...Consensus four-star quarterback by 247Sports, ESPN, Rivals and Scout...Rated as the sixth-best quarterback according to 247Sports...Comes to Miami ranked No. 29 in the state of Florida by 247Sports...Ranked No. 84 in the final ESPN300 rankings...Earned a Top 300 PrepStar All-America ranking...Received FHSAA 6A Player of the Year honors...Totaled 24 touchdowns and completed 64 percent of his passes during his senior season...Threw for over 2,000 yards during his junior campaign...Chose Miami over offers from Auburn, Georgia, Tennessee, Florida State and West Virginia

PERRY CAREER STATS

PASSING

YEAR	GP-GS	COMP	ATT	YDS	PCT	TD	INT	LG
2019	8-3	85	159	1,045	53.5	8	3	51
2018	11-6	97	191	1,091	50.8	13	6	42T
Career	19-9	182	350	2,136	52.0	21	9	42T

RUSHING

YEAR	GP-GS	ATT	GAIN	LOSS	NET	AVG	TD	LG
2019	8-3	38	136	92	44	1.2	2	17
2018	11-6	61	278	109	169	2.8	1	41
Career	19-9	99	414	201	213	2.2	3	41



95

JAELAN PHILLIPS

LB • 6-5 • 266 • R-JR.

REDLANDS, CALIF. (UCLA)
(REDLANDS EAST VALLEY)

2019 (Redshirt Sophomore): Did not see any game action, redshirted season after transferring from UCLA due to NCAA rules.

Before Miami: Spent first two seasons of career at UCLA... Totaled 41 tackles, 8.0 tackles for loss and 4.5 sacks in two season with Bruins.

High School: Listed as a five-star recruit by ESPN and the No. 3 national recruit on the ESPN 300 List ... Five-star prospect according to Scout.com and the No. 5 overall recruit in the country ... First-team Scout.com 2017 Class All-American ... Scout's top-rated DE prospect in the nation ... No. 3 on the Scout.com West 150 List ... No. 2 on the Scout.com California 100 List ... Rivals.com five-star recruit and No. 6 on the Rivals 100 List ... No. 2 on the Rivals California 100 List ... No. 2-rated weak-side DE in the country ... No. 5 on the si.com National List ... PrepStar Dream Team selection and No. 13 national recruit ... CalHiSports.com first-team All-State selection ... Invited to the U.S. Army All-America Bowl Game ... As a senior, he was credited with 142 tackles and 21 sacks ... Named All-CIF Div. II Co-Defensive Player of the Year ... Totaled 76 tackles, 10.5 sacks and two interceptions as a junior.



6

MARK POPE

WR • 6-0 • 180 • JR.

MIAMI, FLA. (SOUTHRIDGE)

2019 (Sophomore): Saw action in 12 games and made one start in sophomore year...Caught 18 passes for 266 yards with two touchdown receptions...Had long reception of 54 yards...Saw action in season opener vs. Florida (Aug. 24) and finished with one catch (four yards)...Caught one 8-yard pass at North Carolina (Sept. 7)... Had career day in home opener against Bethune-Cookman (Sept. 14), finishing with three catches for 92 yards...Performance marked first multi-catch game of career and included career-long 54-yard reception...Missed game against Central Michigan (Sept. 21) due to foot injury...Returned against Virginia Tech (Oct. 5) and finished with two catches for 45 yards, including first touchdown of career on 38-yard reception on desperation pass to end first half...Had two catches for 30 yards in win over Virginia (Oct. 11)...Had one catch against both Georgia Tech (Oct. 19) and Pittsburgh (Oct. 26)...Earned first start of career in win at Florida State (Nov. 2) and had 8-yard reception...Saw action in win over Louisville (Nov. 9)...Posted two catches for 49 yards, including 35-yard touchdown reception, against FIU (Nov. 23)...Touchdown was second of career...Had 6-yard reception in regular season finale at Duke (Nov. 30)...Had three catches totaling 23 yards in 2019 Walk-On's Independence Bowl against Louisiana Tech (Dec. 26).

2018 (True Freshman): Saw action in nine games in regular season...Finished with one catch...Made career debut in win over

Savannah State (Sept. 8)...Saw action in win at Toledo (Sept. 15)... Recorded first rush of career (four yards) in win over FIU (Sept. 22)...Saw action at Virginia (Oct. 13)...Had first reception of career on 11-yard catch at Virginia Tech (Nov. 17)...Saw action in win over Pittsburgh (Nov. 24) in regular season finale...Played in New Era Pinstripe Bowl vs. Wisconsin (Dec. 27).

High School: Consensus four-star prospect by ESPN, 247Sports.com and Rivals.com...Ranked among top 300 recruits by ESPN.com (No. 227)...Selected to 2018 U.S. Army All-American Bowl in San Antonio...Rated No. 5 wide receiver, No. 9 prospect in Florida and No. 28 recruit nationally by Rivals.com...Listed as 11th-best wide receiver prospect in nation and 13th-best player in state of Florida by 247Sports.com...Ranked No. 35 at his position and 227 overall by ESPN.com...Participated in The Opening in summer of 2017... Named to 2017 Miami Herald All-Dade First Team...Totaled over 1,000 yards receiving and 12 touchdowns throughout prep career... Hauled in 37 receptions for 619 yards and seven touchdowns during junior season...Registered 117 yards receiving and caught pair of touchdowns in 2017 FHSAA Regional Playoffs against Miami High School...Named to 2016 Miami Herald First Team All-Dade Football Team...Was high school teammates with fellow 2018 recruits Daquaris Wiggins and Delone Scaife...Chose Miami over offers from Alabama, Auburn, Florida, Georgia, LSU and Nebraska, among others.

POPE CAREER STATS

RECEIVING

YEAR	GP-GS	NO	YDS	AVG	TD	LG
2019	12-1	18	266	14.7	2	54T
2018	9-0	1	11	11.0	0	11
Career	21-1	19	277	14.6	2	54T




86

FRED POTTER

P • 5-11 • 183 • FR.

LONDON, UNITED KINGDOM
(GULLIVER PREP)



45

CAMDEN PRICE

K • 6-1 • 175 • R-SO.

SEVERN, MD. (ARCHBISHOP SPALDING)


2019 (Redshirt Freshman): Emerged as team's primary kicker for field goals and extra points by end of season...Finished season 6-for-7 on field goal attempts and 18-for-18 on extra point attempts...Made career debut in home opener versus Bethune-Cookman (Sept. 14), connecting on both PATs...Connected on first field goal of career in win at Pittsburgh (Oct. 26), hitting from 22 yards...Went 2-for-3 on field goal attempts in win at Florida State (Nov. 2), including career-long 32-yard attempt...Hit 24-yard field goal in win over Louisville (Nov. 9) and went 7-for-7 on extra point attempts against Cardinals...Hit 22-yard field goal against FIU (Nov. 23)...Connected on 27-yard field goal in regular season finale at Duke (Nov. 30).

2018 (True Freshman): Did not see any game action, served as member of practice squad.

PRICE CAREER STATS

KICKING

YEAR	FG-GA	PCT	LG	PAT	KO	AVG	TB
2019	6-7	85.7	32	18-18	0	--	--
Career	6-7	85.7	32	18-18	0	--	--



48

ROBERT PROSEK

TE • 6-4 • 235 • R-FR.

KEY LARGO, FLA. (CORAL SHORES)

2019 (True Freshman): Did not see any game action, served as member of practice squad.



34

RYAN RAGONE

LB • 5-11 • 215 • R-SO.

HOUSTON, TEXAS (ARKANSAS STATE) (PASADENA MEMORIAL)

2018 (Redshirt Freshman): Saw action in nine games in first season...Made eight tackles (six solo)...Added 2.0 tackles for loss...Made career debut at North Carolina (Sept. 7)...Had two tackles in home opener versus Bethune-Cookman (Sept. 21)...Saw action in win over Central Michigan (Sept. 21)...Had career-high four tackles (three solo) against Georgia Tech and one TFL (Oct. 19)...Had two solo tackles and one TFL in win over Pittsburgh (Oct. 26)...Saw action in wins at Florida State (Nov. 2) and at home against Louisville (Nov. 9)...Saw action in games versus FIU (Nov. 23) and at Duke (Nov. 30).

RAGONE CAREER STATS

DEFENSIVE

YEAR	GP-GS	UT	AT	TT	TFL/Y	SACK	FF/FR	PBU	INT-Y
2019	9-0	6	2	8	2.0/2	0.0/0	0/0	0	0-0
Career	9-0	6	2	8	2.0/2	0.0/0	0/0	0	0-0




83

MICHAEL REDDING III

WR • 6-2 • 202 • FR.

PENSACOLA, FLA. (IMG ACADEMY)

High School: A consensus four-star prospect by 247Sports, ESPN and Rivals...Ranked No. 103 overall nationally, No. 20 at his position and No. 15 in Florida by Rivals...Rated No. 214 in the ESPN300...Listed as the No. 35 wide receiver in the country and No. 34 player in Florida by ESPN...Rated No. 167 nationally by 247 Composite...Listed as the No. 29 wide receiver nationally and No. 25 player in Florida by 247 Composite...Selected to participate in 2020 Under Armour All-America Game...Participated in The Opening in the summer of 2019...Caught 17 passes for 202 yards and one touchdown as a senior in 2019...Chose Miami over offers from Alabama, Arkansas, Auburn, Florida, Florida State, Georgia, Georgia Tech, LSU, Michigan, Minnesota, Mississippi State, Missouri, Nebraska, Notre Dame, Oregon, Penn State, Pitt, Purdue, South Carolina, Syracuse, Tennessee, Vanderbilt and Washington State, among others.



52

CLEVELAND REED, JR.

OL • 6-3 • 320 • R-SO.

FORT MEADE, FLA. (FORT MEADE)

2018 (True Freshman): Saw action in two games in first season...Made career debut in home opener vs. Savannah State (Sept. 8)...Saw action in win over FIU (Sept. 22)...Served as member of practice squad.

High School: Consensus four-star prospect by ESPN.com, 247Sports.com and Rivals.com...Listed as seventh-best offensive guard in nation, 30th-best overall prospect in Florida and 143rd overall recruit nationally by ESPN.com...Listed as 12th-best prospect at position and 48th-best recruit regardless of position in Florida by 247Sports...Selected to 2018 Under Armour All-America Game in Orlando, Fla...Chose Miami over offers from Ohio State, Florida State, Clemson, Florida, LSU, Louisville, Ohio State, Oregon and USC, among others.



7

XAVIER RESTREPO

WR • 5-10 • 196 • FR.

COCONUT CREEK, FLA. (DEERFIELD BEACH)

High School: Rated a four-star prospect by Rivals and a three-star prospect by 247Sports and ESPN...Ranked the No. 49 athlete in the country by 247 Composite...Rated the No. 54 wide receiver and No. 54 player in Florida by Rivals...Listed as the No. 101 athlete nationally by ESPN...Helped lead Deerfield Beach to the semifinals in the Florida Class 8A state playoffs...Finished the 2019 season with 18 catches for 294 yards and six receiving touchdowns...A versatile player, he scored 48 touchdowns, had eight interceptions, over 200 tackles, over 500 passing yards, over 3,000 receiving yards and over 2,500 rushing yards in high school career...Chose Miami over offers from Georgia, Boston College, Kentucky, Louisville, Michigan, Mississippi State, Missouri, Northern Illinois, Oregon, Pitt, Purdue, Rutgers, Texas, Vanderbilt, Brown, Cornell, Dartmouth, Harvard and Princeton, among others.



64

JALEN RIVERS


OL • 6-5 • 325 • FR.

JACKSONVILLE, FLA. (OAKLEAF)

High School: A consensus four-star prospect by 247Sports, ESPN and Rivals...Ranked No. 35 overall in the ESPN300...Rated the No. 5 offensive tackle and No. 4 player in Florida by ESPN...Listed as the No. 15 offensive tackle and No. 23 player in Florida by 247 Composite...Ranked No. 145 in the Top 247 Composite...Rated the No. 19 offensive tackle nationally and No. 37 player in Florida by Rivals...Listed as the No. 212 player on the Rivals Top 250...Selected to participate in the 2020 Under Armour All-America Game...Earned all-state and all-county honors...Also competed in basketball, weightlifting and track & field, winning a state championship in the shot put...High school teammate of fellow #Category20 signee Chantz Williams...Chose Miami over offers from Alabama, Auburn, Clemson, Florida, Florida State, Georgia, Georgia Tech, Louisville, Michigan, Ole Miss, Mississippi State,



Nebraska, Penn State, South Carolina, USF, Tennessee, Texas and Virginia Tech, among others.



16
RYAN RIZK
QB • 6-1 • 195 • R-SO.
BOYNTON BEACH, FLA.
(AMERICAN HERITAGE DELRAY)

2019 (Redshirt Freshman): Did not see any game action, served as member of practice squad.

2018 (True Freshman): Did not see any game action, served as member of practice squad.



99
ELIJAH ROBERTS
DE • 6-4 • 265 • FR.
MIAMI, FLA. (CHRISTOPHER COLUMBUS)

High School: A consensus four-star prospect by 247Sports, ESPN and Rivals...Ranked the No. 13 strong-side defensive end and No. 47 player in Florida by Rivals...Rated the No. 14 strong-side defensive end and No. 55 player in the state by 247 Composite...Listed as the No. 31 defensive end and No. 56 player in Florida by ESPN...Helped lead Columbus to a Florida Class 8A state championship...Finished the 2019 season with 31 tackles, eight tackles for loss and six sacks...Chose Miami over offers from Florida State, Florida, Arkansas, Georgia Tech, Indiana, Kentucky, Michigan, Nebraska, North Carolina, Oregon, Penn State, Pitt, South Carolina, Syracuse, Tennessee, UCF, Vanderbilt and West Virginia, among others.



2
QUINCY ROCHE
DE • 6-4 • 235 • R-SR.
RANDALLSTOWN, MD.
(TEMPLE) (NEW TOWN)

Before Miami: Delivered standout career at Temple, totaling 137 total tackles, 39.5 tackles for loss and 26.0 sacks in three seasons...Added seven PBUs, six forced fumbles, five fumble recoveries and three blocked kicks...Ranked No. 5 in FBS with 13 sacks and No. 11 in FBS with 19.0 tackles for loss in final season, earning American Athletic Conference defensive player of the year honors...Had most dominant outing of his career against Tulane in final year, finishing with 12 tackles (10 solo), six tackles for loss, three sacks, one forced fumble and one fumble recovery against Green Wave.

Before Miami: Played defensive line and tight end in high school...Earned all-state and all-county honors as senior, breaking school record with 19 sacks.



38
SHANE SAWYER
LB • 6-3 • 245 • FR.
JUPITER, FLA. (JUPITER CHRISTIAN)



51
DJ SCAIFE, JR.
OL • 6-3 • 314 • JR.
MIAMI, FLA. (SOUTHRIDGE)

2019 (Sophomore): Started all 13 games, emerging early as team's starting right tackle...Named team's offensive MVP at end-of-season awards banquet...Made first start of career at right guard in season opener vs. Florida (Aug. 24), helping Hurricanes outgain Gators, 308-306...Start vs. Florida was eighth straight...Started at right tackle at North Carolina (Sept. 7)...Started at right tackle in wins over Bethune-Cookman (Sept. 14) and Central Michigan (Sept. 21)...Started at right tackle against Virginia Tech (Oct. 5)...Made sixth straight start of season in win over Virginia (Oct. 11)...Started at right tackle against Georgia Tech (Oct. 19)...Made starts at right tackle in wins at Pittsburgh (Oct. 26) and at Florida State (Nov. 2)...Started at right tackle in win over Louisville (Nov. 9), helping lead offense to 449-yard performance including 197 rushing yards...Made start at right tackle in games versus FIU (Nov. 23) and in regular season finale at Duke (Nov. 30)...Made start at right tackle against Louisiana Tech (Dec. 26) in Walk-On's Independence Bowl.

2018 (True Freshman): Delivered impressive true freshman season on offensive line, seeing action in all 13 games and making seven starts...Saw action in season opener vs. LSU (Sept. 2)...Helped Miami outgain Tigers with 342 yards of total offense...Saw action against Savannah State (Sept. 8), helping pave way for 494 total yards, including 239 rushing yards...Helped guide Hurricanes offense to 49-point, 473-yard performance in win at Toledo (Sept. 15)...Saw action vs. FIU (Sept. 22), helping Miami to 488-yard performance on offense...Played vs. North Carolina (Sept. 27) and helped offense compile 354 yards, including 229 rushing yards...Saw action vs. Florida State (Oct. 6)...Made first start of career at right tackle vs. Virginia (Oct. 13)...Started at right tackle at Boston College (Oct. 26)...Helped Miami offense gain 411 yards of offense with start at right tackle vs. Duke (Nov. 3)...Started at right tackle at Georgia Tech (Nov. 10)...Made start at right tackle win at Virginia Tech (Nov. 17)...Started at right tackle in win vs. Pittsburgh (Nov. 24), when Miami totaled 345 yards, including 293 rushing yards...Started at right tackle in New Era Pinstripe Bowl vs. Wisconsin (Dec. 27).

High School: Consensus four-star prospect by ESPN.com, 247Sports.com and Rivals.com...Rated as sixth-best offensive tackle, 14th-best player in Florida and 61st-best recruit nationally by Rivals.com...Ranked fifth-best guard and 25th-best player in Florida by 247Sports.com...Rated No. 11 player at position, No. 49 in Florida and No. 218 overall by ESPN.com...Selected to 2018 Under Armour All-America Game in Orlando, Fla...Named to 2017 Miami Herald All-Dade First Team...Was named offensive line MVP at Rivals Five-Star Challenge camp in Indianapolis...Helped pave way to allow Southridge running backs to rush for more than 4.0 yards per carry...Participated in The Opening in summer of 2017...Was high school teammates with fellow 2018 recruits Mark Pope and Daquris Wiggins...Chose Miami over offers from NC State, Syracuse and UCF, among others.



68

MICHAEL SCIBELLI

OL • 6-1 • 305 • R-SO.

OCEANSIDE, N.Y. (OCEANSIDE)

2019 (Redshirt Freshman): Did not see any game action, served as member of practice squad.

2018 (True Freshman): Did not see any game action, served as member of practice squad.

High School: Named AJ Martone Nassau County Lineman of the Year in 2017...Earned first-team all-state recognition for OL & DL in 2017...Achieved 2017 academic all-conference recognition...Saw action as guard, tackle, center, fullback and defensive line during four-year varsity career at Oceanside High School.



1

NESTA JADE SILVERA

DL • 6-2 • 305 • JR.

PEMBROKE PINES, FLA.
(PLANTATION AMERICAN HERITAGE)

2019 (Sophomore): Played in nine games and finished with 19 total tackles (nine solo)...Had one sack and one fumble recovery...Missed first four games of season after undergoing foot surgery during preseason camp...Made season debut against Virginia Tech (Oct. 5) and had one tackle...Had one tackle in win over Virginia (Oct. 11)...Finished with one solo tackle against Georgia Tech (Oct. 19)...Saw action in win at Pittsburgh (Oct. 26)...Had best outing of career in win at Florida State (Nov. 2), finishing with career-high six tackles (four solo) and one 8-yard sack...Finished with three tackles in win over Louisville (Nov. 9)...Had one tackle against FIU (Nov. 23)...Posted three tackles and first forced fumble of season at Duke (Nov. 30)...Finished with three total tackles in 2019 Walk-On's Independence Bowl (Dec. 26).


2018 (True Freshman): Saw action in 10 games in first season and totaled 13 tackles...Added 1.5 tackles for loss and credited with one blocked punt...Saw first action of career and had career-high five tackles in win over Savannah State (Sept. 8)...Added one blocked punt vs. Tigers that was recovered for touchdown...Had one tackle in win at Toledo (Sept. 15)...Posted one tackle in win over FIU (Sept. 22)...Recorded one tackle in win over North Carolina (Sept. 27)...Saw action in games against Florida State (Oct. 6) and at Virginia (Oct. 13)...Played in wins over Virginia Tech (Nov. 17) and Pittsburgh (Nov. 24)...Had three tackles (two solo) in New Era Pinstripe Bowl vs. Wisconsin (Dec. 27).

High School: Widely regarded as one of nation's best defensive linemen...Rated as consensus four-star prospect by ESPN.com, 247Sports.com and Rivals.com...Listed as third-best defensive tackle, 14th-best prospect in Florida and No. 50 overall prospect in country by ESPN.com...Ranked No. 2 at position, No. 11 in Florida and No. 54 nationally by 247Sports.com...Rated ninth-best defensive tackle and 26th-best player in Florida by Rivals.com...Helped guide Plantation American Heritage to back-to-back Class 5A state championships and 27 straight wins...Had dominant performance in state final, recovering fumble, scoring touchdown, registering one tackle and one sack...Selected to 2018 U.S. Army All-American Bowl in San Antonio...Named to 2017 *Sun Sentinel* All-Broward First Team...Anchored defensive line with team-best 79 tackles, 25 tackles for loss and 12 sacks in 2017...Participated in The Opening in summer of 2017...Chose Miami over offers from Alabama, Florida State, Georgia, Auburn, Florida and Ohio State, among others.

SILVERA CAREER STATS

DEFENSIVE

YEAR	GP-GS	UT	AT	TT	TFL/Y	SACK	FF/FR	PBU	INT-Y
2019	9-0	9	10	19	1.0/8	1.0/8	0/1	0	0-0
2018	10-0	3	10	13	1.5/2	0.0/0	0/0	0	0-0
Career	19-0	11	18	32	2.5/10	1.0/8	0/1	0	0-0



4

KEONTRA SMITH

STRK • 5-11 • 215 • SO.

HOLLYWOOD, FLA.
(CHAMINADE-MADONNA)

2019 (True Freshman): Saw action in seven games during first season, largely on special teams...Finished with two tackles...Made career debut in home opener against Bethune-Cookman (Sept. 14), finishing with two tackles...Saw action in win over Virginia (Oct. 11)...Played in win at Florida State (Nov. 2)...Competed against Louisville (Nov. 9)...Saw action against FIU (Nov. 23)...Played in regular season finale at Duke (Nov. 30)...Played in 2019 Walk-On's Independence Bowl against Louisiana Tech (Dec. 26).

High School: Consensus four-star prospect by ESPN.com, Rivals.com and 247Sports.com...Ranked as the No. 15 cornerback and No. 38 player in Florida by ESPN.com...Rated the No. 16 cornerback nationally and No. 26 in Florida by 247Sports.com...Listed as the No. 27 cornerback and No. 33 player in Florida by Rivals.com...Helped Chaminade-Madonna win 2018 Class 3A state championship...As a senior, led team with 115 tackles, 31.0 tackles for loss and 8.0 sacks...Selected to participate in the 2019 Army All-American Bowl...Participated in The Opening in the summer of 2018...Chose Miami over offers from Alabama, Oklahoma, Michigan, Florida, Auburn, Oregon, Penn State, Pitt, and Wisconsin among others.

K. SMITH CAREER STATS

DEFENSIVE

YEAR	GP-GS	UT	AT	TT	TFL/Y	SACK	FF/FR	PBU	INT-Y
2019	7-0	0	2	2	0.0/0	0.0/0	0/0	0	0-0
Career	7-0	0	2	2	0.0/0	0.0/0	0/0	0	0-0



88

KEYSHAWN SMITH

WR • 6-0 • 182 • FR.

SAN DIEGO, CALIF. (LINCOLN)

High School: A consensus three-star prospect by 247Sports, ESPN and Rivals...Rated the No. 78 player in California by ESPN...Listed as the No. 84 player in the state by Rivals...Ranked the No. 86 player in California by 247Sports...Caught 46 passes for 808 yards and eight receiving touchdowns as a senior...Returned a punt and kickoff for touchdowns while adding three rushing touchdowns in final high school season...Chose Miami over offers from Washington State, Boise State, Hawaii, San Diego State, Tennessee and UNLV, among others.



35
ZAC SMITH
 LB • 6-2 • 243 • R-FR.
 BRADENTON, FLA. (BRADEN RIVER)

2019 (True Freshman): Did not see any game action, served as member of practice squad.



17
WAYMON STEED
 LB • 5-11 • 222 • R-JR.
 MIAMI, FLA. (MIAMI CENTRAL)

2019 (Redshirt Sophomore): Did not see any game action while recovering from offseason surgery.

2018 (Redshirt Freshman): Saw action in five games... Totaled three tackles, one tackle for loss and one fumble recovery...Made career debut in win over Savannah State (Sept. 8), finishing with two tackles, 1.0 TFL (three yards) and first fumble recovery...Saw action vs. North Carolina (Sept. 27)...Played at Virginia (Oct. 13)...Had one tackle in win at Virginia Tech (Nov. 17)...Saw action in regular season finale vs. Pittsburgh (Nov. 24).

2017 (True Freshman): Did not see any game action, redshirted to retain eligibility...Served as member of practice squad.

High School: Consensus-three-star linebacker prospect by 247Sports, ESPN, Rivals and Scout...Ranked No. 21 inside linebacker nationwide by Rivals...Rated No. 13 inside linebacker in Top247 Rankings and No. 25 inside linebacker on 247Sports' Composite Rankings...Suffered torn ACL during senior year...Missed junior season with shoulder injury...Finished sophomore season at Central with 83 tackles, leading team to state championship...Chose Miami over offers from Colorado, LSU and NC State, among others.

STEED CAREER STATS

DEFENSIVE

YEAR	GP-GS	UT	AT	TT	TFL/Y	SACK	FF/FR	PBU	INT-Y
2018	5-0	2	1	3	1.0/3	0.0/0	0/1	0	0-0
Career	5-0	2	1	3	1.0/3	0.0/0	0/1	0	0-0



76
OUSMAN TRAORE
 OL • 6-3 • 306 • R-SO.
 COLLEGE PARK, GA.
 (HUTCHINSON C.C.)
 (HAPEVILLE CHARTER)

2019 (Sophomore): Saw action in two games during regular season...Served as member of practice squad.

Before Miami: Spent 2018 season at Hutchinson Community College...Made 11 starts in lone season and earned all-conference recognition...Chose Miami over offers from LSU and East Carolina, among others.



47
MYKEL TUBBS
 WR • 6-3 • 190 • R-FR.
 ATLANTA, GA. (HOLY INNOCENTS EPISCOPAL)

2019 (True Freshman): Did not see any game action, served as member of practice squad.



19
TYLER VAN DYKE
 QB • 6-3 • 220 • FR.
 GLASTONBURY, CONN.
 (SUFFIELD ACADEMY)

High School: A consensus four-star prospect by ESPN, Rivals and 247 Composite...Ranked No. 105 nationally in the ESPN300...Rated the No. 2 pro-style quarterback nationally and top player in Connecticut by ESPN...Listed as the No. 9 pro-style QB nationally and No. 2 player in the state by 247 Composite...Ranked No. 209 in the 247 Composite Top247...Rated the No. 8 pro-style quarterback nationally and No. 2 player in Connecticut by Rivals...Listed as the No. 199 player in the Rival Top 250...Helped lead Suffield Academy to an undefeated season and the NEPSAC Class A Championship...Finished the 2019 season with 2,260 passing yards and 21 touchdowns while completing 123 of his 200 pass attempts...Totaled over 4,600 passing yards and 39 passing touchdowns over final two varsity seasons...Was named 2019 New England Prep Player of the Year and First Team All-New England in 2018 and 2019...Chose Miami over offers from Michigan, Boston College, Cal, Colorado, Duke, Georgia Tech, Kentucky, Louisville, Michigan State, Minnesota, NC State, Oklahoma State, Pitt, Purdue, Rutgers, Syracuse, UCLA, Vanderbilt and Wisconsin, among others.



54
ISSIAH WALKER, JR.
 OL • 6-5 • 290 • FR.
 MIAMI, FLA. (FLORIDA) (MIAMI NORLAND)

High School: Transferred to Miami in May 2020...Consensus four-star prospect by all major scouting services...Selected to play in 2020 Under Armour All-America Game...Rated No. 156 overall prospect in 247Sports Composite Rankings...Ranked No. 121 overall prospect regardless of position and No. 15 offensive tackle nationwide by ESPN...Earned No. 167 ranking from 247Sports and No. 13 offensive tackle ranking...No. 31 offensive tackle by Rivals...Selected to first-team all-county by Miami Herald after final season at Norland...Top-ranked offensive lineman in Miami-Dade County as senior...Was second-team all-county by Miami Herald after junior season...Originally signed with Florida in December 2019.



72
CHRIS WASHINGTON
OL • 6-7 • 300 • FR.
 NASHVILLE, TENN. (JOHN OVERTON)

High School: A consensus three-star prospect by 247Sports, ESPN and Rivals...Rated the No. 48 offensive tackle nationally and No. 17 player in Tennessee by 247Sports...Ranked the No. 86 offensive tackle nationally and No. 25 player in Tennessee by ESPN...Named to the 2019 all-city team and was all-city honorable mention in 2018...Also competed in track and field, throwing shot put for Overton...Chose Miami over offers from Cincinnati, Indiana, Marshall, Memphis, Ole Miss, Tulane and Wake Forest, among others.



25
KESHAWN WASHINGTON
S • 6-1 • 190 • FR.
 HOMESTEAD, FLA. (SOUTH DADE)

High School: Rated a four-star prospect by Rivals and 247 Composite and a three-star prospect by ESPN...Ranked the No. 8 safety nationally and No. 22 player in Florida by Rivals...Listed as the No. 129 player nationally in the Rivals Top 250...Rated the No. 34 safety prospect in the country and No. 60 player in Florida by 247 Composite...Ranked the No. 43 safety in the country by ESPN...Helped lead South Dade to an appearance in the Florida Class 8A state playoffs...Chose Miami over offers from Florida State, Auburn, Georgia, Georgia Tech, Indiana, Maryland, Mississippi State, Nebraska, North Carolina, Oregon, Penn State, Rutgers, Syracuse, Tennessee and UCF, among others.



8
DEE WIGGINS
WR • 6-3 • 200 • JR.
 MIAMI, FLA. (SOUTHRIDGE)

2019 (Sophomore): Saw action in 12 games and made five starts...Caught 20 passes totaling 335 yards with four touchdowns...Had two of Miami's three longest plays of season: 67-yard touchdown reception vs. Louisville and 56-yard touchdown reception at Florida State...Four receiving touchdowns ranked second...Made season debut at North Carolina (Sept. 7), hauling in 3-yard reception...Had 14-yard reception and 33-yard rush in home opener against Bethune-Cookman (Sept. 14)...Rush versus Wildcats was first of career...Had one rush in win over Central Michigan (Sept. 21)...Set career mark with four catches totaling 64 yards against Virginia Tech (Oct. 5)...Saw action in win over Virginia (Oct. 11)...Made first start of season and caught two passes totaling 62 yards, including 50-yard reception, against Georgia Tech (Oct. 19)...Started in win at Pittsburgh (Oct. 26) and had 12-yard reception...Had impressive outing in win at Florida State (Nov. 2), tying career mark with four receptions and totaling 74 receiving yards...Scored first touchdown of career on 56-yard reception in win over Seminoles...Delivered among best performances of career in win over Louisville (Nov. 9), recording career-high 85 yards on three receptions with two touchdowns...Scored on career-long 67-yard reception and added 10-yard

touchdown against Cardinals...Started and finished with two catches, including 3-yard touchdown reception, against Florida State (Nov. 23)...Started regular season finale at Duke (Nov. 30)...Had 12-yard reception in start against Louisiana Tech (Dec. 26) in 2019 Walk-On's Independence Bowl.

2018 (True Freshman): Saw action in all 13 games and made three starts in regular season...Caught seven passes for 73 yards with long reception of 24 yards...Saw action in season opener against LSU (Sept. 2)...Saw time in win over Savannah State (Sept. 8)...Played in wins at Toledo (Sept. 15) and vs. FIU (Sept. 22)...Saw action in win over North Carolina (Sept. 27)...Caught first pass of career in win over Florida State (Oct. 6)...Drew three pass interference penalties against Seminoles to help ignite second-half comeback...Made first start of career at Virginia (Oct. 13) and finished with two catches totaling 16 yards...Started at Boston College (Oct. 26)...Had one 8-yard reception vs. Duke (Nov. 3)...Started and finished with career-high 31 receiving yards on two catches at Georgia Tech (Nov. 10)...Caught one pass in win at Virginia Tech (Nov. 17)...Saw action in regular season finale vs. Pittsburgh (Nov. 24)...Saw action in New Era Pinstripe Bowl vs. Wisconsin (Dec. 27).

High School: Rated as four-star prospect by ESPN.com...Earned three-star rating from 247Sports.com and Rivals.com...Ranked No. 71 wide receiver in country and No. 72 overall player in Florida by ESPN.com...Rated as 76th-best wide receiver nationally and 78th-best prospect in state of Florida by 247Sports.com...Listed as No. 65 player at position by Rivals.com...Named 2017 *Miami Herald* All-Dade honorable mention...High school teammates with fellow 2018 recruits Mark Pope and Delone Scaife...Played two seasons at Miami-Killian High School with Hurricane defensive backs Jaquan Johnson and Sheldrick Redwine...Scored four touchdowns and had nearly 300 yards receiving over final two seasons of prep career...Named to 2016 *Miami Herald* All-Dade Honorable Mention...Chose Miami over offers from Georgia, Alabama and Florida, among others.

WIGGINS CAREER STATS

RECEIVING

YEAR	GP-GS	NO	YDS	AVG	TD	LG
2019	12-5	20	335	17.0	4	67T
2018	13-3	7	73	10.4	0	24
Career	25-8	27	408	15.1	4	67T



31
AVANTAE WILLIAMS
S • 6-0 • 180 • FR.
 DELAND, FLA. (DELAND)

High School: Consensus four-star prospect by 247Sports, ESPN and Rivals...Rated No. 1 safety in 2020 class by Rivals and No. 40 overall recruit in country...Ranked No. 51 on ESPN300 and No. 1 safety by ESPN...Earned No. 44 national recruit, No. 2 safety and No. 7 player in state of Florida rankings from 247Sports Composite...Rated No. 5 player in state of Florida by Rivals and No. 9 player in Florida by ESPN...Earned all-area distinction from *Daytona Beach News-Journal* during senior year despite missing time due to injury...Finished final year with 40 tackles, three forced fumbles and two interceptions...Earned Sports Illustrated All-American recognition after final season...Chose Miami over offers from Alabama, Florida, Georgia, LSU, Michigan, Ohio State and Oregon, among others.



22
CAMERON WILLIAMS
DL • 6-4 • 240 • R-FR.
 HOLLYWOOD, FLA.
 (CHAMINADE-MADONNA)

2019 (True Freshman): Did not see any game action, served as member of practice squad.

High School: Listed as four-star prospect by Rivals.com...Rated a three-star prospect by ESPN.com and 247Sports.com...Ranked the No. 16 weakside defensive end and No. 28 player in Florida by Rivals.com...Rated the No. 35 weakside defensive end and No. 61 player in Florida by 247Sports.com...Helped Chaminade-Madonna win 2018 Class 3A state championship...As a senior, recorded 88 tackles, 23.0 tackles for loss, 12.0 sacks and an interception...Chose Miami over offers from Florida, Florida State, Oklahoma, Penn State, Kansas State, Kentucky Louisville, Nebraska and Wisconsin among others.



33
CHANTZ WILLIAMS
DL • 6-4 • 240 • FR.
 JACKSONVILLE, FLA.
 (OAKLEAF)

High School: A consensus four-star prospect by 247Sports, ESPN and Rivals...Ranked the No. 4 weak-side defensive end nationally and No. 12 player in Florida by 247Sports...Listed the No. 73 player nationally in the 247Sports Top 247...Rated the No. 7 player at his position nationally and No. 11 player in Florida by ESPN...Ranked No. 57 in the ESPN 300...Listed as the seventh-best weak-side defensive end nationally and No. 24 player in Florida by Rivals...Ranked No. 144 in the Rivals Top 250...Selected to participate in 2020 Under Armour All-America Game...Participated in The Opening in the summer of 2019...Totaled 129 tackles, 22 sacks, 25 tackles for loss, five forced fumbles and eight pass breakups in high school career...Earned all-state, all-district and all-county honors...High school teammate of fellow #Category20 signee Jalen Rivers...Chose Miami over offers from Alabama, Clemson, Florida, Florida State, Georgia, Georgia Tech, Louisville, LSU, Michigan, Oklahoma, Ole Miss, Oregon, South Carolina, USF, Tennessee, Texas, Texas A&M and Virginia Tech, among others.



24
CHRISTIAN WILLIAMS
CB • 6-1 • 195 • SO.
 DAPHNE, ALA. (DAPHNE)

2019 (True Freshman): Saw action in all 13 games and totaled five tackles (three solo) and one PBU in first season...Made career debut in season opener vs. Florida (Aug. 24)...Saw action at North Carolina (Sept. 7)...Had first tackle of career and one PBU in home opener versus Bethune-Cookman (Sept. 14)...Saw action in win over Central Michigan (Sept. 21)...Had one solo tackle against Virginia Tech (Oct. 5)...Posted one solo tackle in win over Virginia (Oct. 11)...Saw action against Georgia Tech (Oct. 19)...Played in wins at Pittsburgh (Oct. 26) and at Florida State (Nov. 2)...Had one solo tackle in win over Louisville (Nov. 9)...Saw action against FIU (Nov. 23)...Finished with one tackle in regular season finale at Duke (Nov. 30)...Saw action in Walk-On's Independence Bowl against Louisiana Tech (Dec. 26).

High School: Consensus four-star prospect by ESPN, Rivals and

247Sports...Ranked No. 141 prospect overall by Rivals...Rated as No. 174 prospect on ESPN300...No. 160 on 247Sports' Composite Rankings...Competed in 2019 Under Armour All-America Game...Took part in The Opening, showcase of elite high school talent, during summer of 2018...Also selected to play in Alabama-Mississippi All-Star Game...Had 52 tackles and eight interceptions as senior, earning first-team all-state recognition for Class 6A from Montgomery Adviser...Earned first-team Coastal Alabama recognition from AL.com after junior season...Had 27 tackles, one interception and one fumble recovery during 2017 season...Also competed at wide receiver during career with Trojans...Played high school basketball...Chose Miami over offers from Alabama, Auburn, LSU, Florida, Michigan, Texas A&M and Oregon, among others.

CHR. WILLIAMS CAREER STATS

DEFENSIVE

YEAR	GP-GS	UT	AT	TT	TFL/Y	SACK	FF/FR	PBU	INT-Y
2019	13-0	3	2	5	0.0/0	0.0/0	0/0	1	0-0
Career	13-0	3	2	5	0.0/0	0.0/0	0/0	1	0-0



62
JARRID WILLIAMS
OL • 6-6 • 308 • R-SR.
 CEDAR HILL, TEXAS
 (HOUSTON) (CEDAR HILL)

Before Miami: Transferred to Miami from Houston...Saw action in four games in 2019 before suffering season-ending injury...Started 13 games at right tackle for Cougars in 2018...Was part of 2018 front that didn't allow a sack against Rice, against Arizona, Texas Southern, Tulsa or Navy...Helped block for an offense that finished the season ranked fifth nationally in scoring offense (43.9 points per game), seventh in total offense (512.5 yards per game), 16th passing offense (295.5 yards per game) and 24th in rushing offense (217.1 yards per game)...Appeared in three games in 2017, making two starts at Tulane and vs. ECU at left tackle...Saw action in eight games in 2016...Redshirted 2015 season.

High School: Two-year letterman at Cedar Hill High School...helped lead team to back-to-back Texas 6A state championships and a No. 9 nationally ranking in 2014...had 74 solo tackles and 109 total tackles while on the varsity team...named second team all-district in 2014...caused three fumbles while on the varsity team...helped Cedar Hill to a record of 28-4 while on varsity.



90
QUENTIN WILLIAMS
DL • 6-3 • 260 • FR.
 CHARLOTTE, N.C. (MALLARD CREEK)

High School: Consensus three-star prospect by 247Sports, ESPN and Rivals...Ranked No. 31 weak-side defensive end nationally and No. 18 player in North Carolina by 247 Composite...Rated No. 31 player at position and No. 17 player in North Carolina by Rivals...Listed as No. 56 defensive end nationally and No. 18 player in North Carolina by ESPN...Helped lead Mallard Creek to second round of North Carolina Class AAA state playoffs...Had 84 tackles, 41 tackles for loss and 16 sacks in all-conference varsity career...Chose Miami over offers from Louisville, UNC, Purdue, Virginia Tech and West Virginia, among others.



84

DAZALIN WORSHAM**WR • 6-1 • 175 • FR.****BIRMINGHAM, ALA. (HEWITT-TRUSSVILLE)**

High School: Rated a four-star prospect by ESPN and 247 Composite and a three-star prospect by Rivals...Ranked No. 185 in the ESPN300...Rated the No. 28 wide receiver nationally and the No. 10 player in Alabama...Listed as the No. 57 wide receiver nationally and No. 15 player in Alabama by 247 Composite...Ranked the No. 79 wide receiver in the country and No. 25 player in Alabama by Rivals...Selected to participate in 2020 Under Armour All-America Game...Caught 54 passes for 427 yards and six touchdowns as a senior in 2019...Totaled 215 catches for over 2,400 yards and 28 touchdowns in varsity career...Finished career as all-time leading receiver in Hewitt-Trussville history and eighth all-time in receptions in Alabama high school history...Chose Miami over offers from Alabama, Auburn, Clemson, Florida, Florida State, Georgia, Louisville, LSU, Maryland, Michigan, Mississippi State, NC State, Ole Miss, Oregon and Texas A&M, among others.



COACHES & STAFF

Head Coach Manny Diaz.....	41-44
Assistant Coaches.....	45-55
Football Support Staff.....	56-64



MANNY DIAZ

HEAD COACH | SECOND SEASON AT MIAMI (2ND OVERALL) | 6-7 (.461)

Manny Diaz, who has deep roots in the Miami community and catapulted the Hurricane's defense to elite status during his three years as the team's defensive coordinator from 2016-2018, was announced as the 25th head coach of the University of Miami football program on Sun., Dec. 30.

"Manny is one of the nation's elite coaches and the Canes Family has already embraced him and his incredible work ethic over the past three years," said UM Director of Athletics Blake James upon his hiring. "He is absolutely the passionate and innovative leader that our program needs, and we will work together to build an incredible staff to move our program back into championship contention."

The Hurricanes accepted a bid to the 2019 Walk-On's Independence Bowl in Diaz's first year at the helm in Coral Gables. The Hurricanes, who finished 4-4 in ACC play, saw three players selected to the All-ACC First Team in tight end Brevin Jordan, linebacker Shaquille Quarterman and defensive end Gregory Rousseau - who was also named ACC Defensive Rookie of the Year and a second-team All-American by the Football Writers Association of America (FWAA).

Diaz, who has an impressive resume during nearly two decades as a defensive specialist coaching several collegiate programs, accepted his dream job of leading a Hurricanes team he believes is destined to return to the top echelon of collegiate football in the years to come.

"Miami is home. The University of Miami is home. The U has truly been 'the job' for me since I first got into coaching," said Diaz. "Having worked here over the past three years, I came to understand what it means to be part of 'The U' and came to appreciate the passion and commitment to excellence of all who proud-

ly call themselves Canes. We will restore the football program to its place among the nation's elite and we will do it with hard work, dedicated coaches, and outstanding student-athletes. I'm excited about working with Blake and his team to make that happen."

During his 19-year coaching career, Diaz, the son of a former Miami mayor, also named Manny Diaz, has coached in 18 bowl games, amassing a 13-5 record in bowls, and has coached numerous all-conference and NFL players at six collegiate institutions.

Miami delivered another stellar season on defense in 2018. The Hurricanes ranked No. 4 in the nation in total defense and ranked No. 1 in several categories, including tackles for loss, third down conversion percentage and passing yards allowed. Defensive tackle Gerald Willis earned All-American honors from several outlets while linebacker Shaq Quarterman was named to the All-ACC First Team - one of eight all-conference picks.

Continuing the impressive trends from Diaz's first year running the defense, the Hurricanes ranked among the nation's leaders in several defensive categories in 2017, including first nationally in team sacks, third nationally in tackles for loss and ninth nationally in opponent yards per play. Five Hurricanes on the defensive side of the ball earned 2017 All-ACC honors while another three picked up Honorable Mention recognition.

Thanks in large part to his dominating unit, Miami also ranked No. 5 nationally in turnover margin, No. 8 nationally in fumbles recovered and No. 15 nationally in passes intercepted.

Miami's defense enjoyed vast improvements under Diaz' watch and served as one of the top units both in the ACC and nationally in his first



season in 2016.

At the conclusion of the 2016 season, Miami was ranked No. 20 nationally in total defense (up from No. 69 the previous season), No. 9 in yards per play (No. 86 in 2015), No. 12 in scoring defense (No. 77 in 2015), No. 5 in tackles for loss (No. 105 in 2015), No. 22 in team sacks (No. 70 in 2015) and tied for No. 8 in defensive touchdowns allowed (No. 61 in 2015).

Miami was the only team in the country to start three true freshmen linebackers, and the Hurricanes' trio of Zach McCloud, Michael Pinckney and Shaquille Quarterman helped anchor the unit. Three defensive players earned ACSMA All-ACC honors - senior defensive backs Corn Elder (second team) and Rayshawn Jenkins (honorable mention) and Quarterman at linebacker (honorable mention).

In 2015, Diaz's defensive unit helped Mississippi State to a 9-4 record and a victory over NC State in the Belk Bowl. His defensive unit held opponents to just 23.2 points per game and ranked in the nation's top 10 in red zone defense and tackles for loss.

Diaz spent one season, 2014, at Louisiana Tech and his impact was felt in a big way. The Bulldogs led the nation in turnovers gained (42) with 16 fumble recoveries and 26 interceptions. Before his stop at Louisiana Tech, Diaz coached three seasons at Texas (2011-13). His 2011 defensive unit ranked ninth in total yards per play.

In 2010, during his first stint at Mississippi State, Diaz guided a defense that ranked No. 22 in the nation in scoring defense (19.9 ppg), No. 17 in rushing defense (214.9 ypg) and No. 17 in tackles for loss (7.0 pg). MSU also finished ranked No. 13 in red-zone defense (.730) and No. 22 in turnovers



forced (28) nationally in 2010.


Before his first stop at Mississippi State, Diaz spent four seasons as defensive coordinator at Middle Tennessee State. Diaz coached linebackers for two years after mentoring the safeties during his first two years.

In four years under Diaz, MTSU's defense led its conference in sacks and tackles for loss twice, and finished no lower than third in the league in either category during his tenure. In 2009, the Blue Raiders finished second nationally in tackles for loss. Diaz's defense also ranked sixth nationally in sacks that season, posting nearly three per game. Before joining Middle Tennessee, Diaz played a significant role for one of the country's top-ranked

defenses by coaching safeties in 2004-05 and handling the linebackers in 2002-03 for NC State. Diaz spent the 2000 and 2001 seasons at NCSU as a graduate assistant working primarily with the linebackers. During that time, the Wolfpack went to two bowl games and became the first ACC team to beat Florida State in Tallahassee.

Diaz began his coaching career at Florida State in 1998. In his two years as a graduate assistant, he was on the same coaching staff as former Miami head coach Mark Richt and was part of the Seminoles' national title-winning coaching staff in 1999.

Diaz and his wife Stephanie have three sons: Colin, Gavin and Manny.



THE DIAZ FILE

Hometown: Miami, Fla.

College: Florida State University, 1995

Birthdate: March 13, 1974

Wife: Stephanie

Children: Colin, Gavin, Manny

Florida State (Graduate Assistant), 1998-1999

North Carolina State (Graduate Assistant), 2000-01

North Carolina State (Linebackers), 2002-2003

North Carolina State (Safeties/Special Teams), 2004-05

Middle Tennessee State (Defensive Coordinator/Safeties), 2006-07

Middle Tennessee State (Defensive Coordinator/LBs), 2008-09

Mississippi State (Defensive Coordinator/LBs), 2010

Texas (Defensive Coordinator/LBs), 2011-13

Louisiana Tech (Defensive Coordinator / LBs) - 2014

Mississippi State (Defensive Coordinator) - 2015

Miami (Defensive Coordinator / LBs) - 2016-2018

Miami (Head Coach) - 2019 -





BOWL GAMES AS COACH (19)

Bowl	Team
<u>2019 Walk-On's Independence Bowl</u>	<u>Miami</u>
<u>2018 New Era Pinstripe Bowl</u>	<u>Miami</u>
<u>2017 Capital One Orange Bowl</u>	<u>Miami</u>
<u>2016 Russell Athletic Bowl</u>	<u>Miami</u>
<u>2015 Belk Bowl</u>	<u>Mississippi State</u>
<u>2014 Heart of Dallas Bowl</u>	<u>Louisiana Tech</u>
<u>2013 Alamo Bowl</u>	<u>Texas</u>
<u>2012 Alamo Bowl</u>	<u>Texas</u>
<u>2011 Holiday Bowl</u>	<u>Texas</u>
<u>2010 Gator Bowl</u>	<u>Mississippi State</u>
<u>2009 New Orleans Bowl</u>	<u>Middle Tennessee State</u>
<u>2006 Motor City Bowl</u>	<u>Middle Tennessee State</u>
<u>2005 Meineke Car Care Bowl</u>	<u>North Carolina State</u>
<u>2003 Tangerine Bowl</u>	<u>North Carolina State</u>
<u>2002 Gator Bowl</u>	<u>North Carolina State</u>
<u>2001 Tangerine Bowl</u>	<u>North Carolina State</u>
<u>2000 Micron PC Bowl</u>	<u>North Carolina State</u>
<u>1999 Sugar Bowl</u>	<u>Florida State</u>
<u>1998 Fiesta Bowl</u>	<u>Florida State</u>





RHETT LASHLEE

Offensive Coordinator / Quarterbacks | First Season at Miami (15th Overall)

LASHLEE FILE

Hometown: Springdale, Ark.

College: Arkansas, 2006

Birthdate: July 9, 1983

Wife: Lauren

Children: Thomas, Hudson, Rowyn,

Scarlett

Coaching Career

2020 Miami
Offensive Coordinator / Quarterbacks

2018-19 SMU
Offensive Coordinator / Quarterbacks

2017 UConn
Offensive Coordinator / Quarterbacks

2013-16 Auburn
Offensive Coordinator / Quarterbacks

2012 Arkansas State
Offensive Coordinator / Quarterbacks

2011 Samford
Offensive Coordinator / Quarterbacks

2009-2010 Auburn
Graduate Assistant / Offense

2006 Arkansas
Graduate Assistant / Offense

2004-05 Springdale H.S.
Quarterbacks

Rhett Lashlee is entering his first season as the Miami Hurricanes' offensive coordinator / quarterbacks coach in 2020.

Lashlee spent the previous two seasons (2018-19) as offensive coordinator / quarterbacks coach at Southern Methodist. Lashlee helped lead the Mustangs to a 10-3 finish in 2019, guiding an offense that ranked No. 7 in FBS in scoring (41.8 points per game), No. 13 in passing offense (309 yards per game), No. 9 in total offense (489.8 yards per game) and No. 12 in first downs gained (322). SMU's 10 wins were the school's most since the 1984 season, and its 35 rushing touchdowns set a school record.

"We are thrilled to welcome Rhett and his family to the UM family," head coach Manny Diaz said upon his hiring. "Rhett has directed some of the most innovative offenses in college football in recent years -- offenses that attack quickly, creatively and efficiently. We are excited to see how Rhett will look to spread the ball around and utilize our athletes on the offensive side of the ball."

The Mustangs were ranked No. 3 nationally in "plays per game, averaging 80.9 -- a testament to Lashlee's up-tempo offensive style. SMU was one of only 34 teams in FBS to average more than six yards per play in 2019. Quarterback Shane Buechele threw for 3,929 yards with 34 touchdowns and just 10 interceptions, completing 63 percent of his passes. Running back Xavier Jones rushed for 1,276 yards and 23 touchdowns, averaging 5.2 yards per carry. Both Buechele and Jones were first-team All-AAC selections.

In his first season at SMU, the Mustangs offense ranked 27th nationally in passing offense at 271.7 yards per game. Quarterback Ben Hicks registered 2,582 yards and 19 touchdowns to finish his SMU career as the all-time leader in passing yards (9,081), total offense (8,977), TD passes (71), TDs responsible for (74), completions (718) and 300-yard games (12). His season passing yards ranked 11th at SMU, while his 19 touchdowns tied him for eighth.

Prior to joining SMU's staff, Lashlee served as an offensive coordinator for seven seasons, spending 2017 at UConn, 2013-16 at Auburn, 2012 at Arkansas State and 2011 at Samford. In his only season in Storrs, Lashlee improved the Huskies' offense significantly, as UConn jumped from 122nd to 49th in the nation in total offense and from 94th to 34th in passing offense.

Prior to UConn, Lashlee helped Auburn to the 2013 SEC Championship, a BCS Championship berth and the 2016 Sugar Bowl, managing one of the more prolific offenses in college football during his tenure. The 2013-14 seasons were the best back-to-back offensively in Auburn history, and the 2014 squad set an Auburn record for total offense. Lashlee also served as the quarterbacks coach and demonstrated impressive ability to develop talent. In 2013, Auburn had the second biggest turnaround in college football history. Starting QB Nick Marshall did not practice until August, but Lashlee tutored the junior college transfer to 3,044 yards of total offense (1,976 passing, 1,068 rushing), 14 TD passes and 12 rushing TDs.

Lashlee was the offensive coordinator at Arkansas State (2012), helping the Red Wolves to a Sun Belt Championship and quarterback Ryan Aplin to conference Player of the Year honors, and at Samford (2011) and also served as a graduate assistant at Auburn (2009-10) and Arkansas (2006).

Lashlee has been a finalist for the Broyles Award, presented to the nation's top assistant coach, on two occasions.

Lashlee graduated from Arkansas in 2006 with a degree in marketing and business administration. He received his master's degree in higher education from Auburn in 2009.

He is married to the former Lauren Lee. They have twin sons, Thomas and Hudson, and twin daughters, Rowyn and Scarlett.



BLAKE BAKER

Defensive Coordinator / Inside Linebackers | Second Season at Miami (12th Overall)



BAKER FILE

Hometown: Houston, Texas

College: Tulane, 2008

Birthdate: June 10, 1982

Wife: Roslyn

Children: Anderson, Byron

Coaching Career

2019-20 Miami
Defensive Coordinator / Inside Linebackers

2015-18 Louisiana Tech
Defensive Coordinator / Linebackers

2014 Louisiana Tech
Safeties

2013 Arkansas State
Safeties

2010-12 Texas
Graduate Assistant

2009 Clear Springs H.S.
Wide Receivers

Blake Baker is entering his second season as defensive coordinator and inside linebackers coach, having joined the Miami Hurricanes staff in January 2019.

In his first season at The U, Baker coordinated a defense that ranked No. 13 nationally in total defense (yards allowed per game) and No. 12 nationally in yards per play allowed. In addition, the Hurricanes ranked No. 4 nationally in tackles for loss, No. 6 in sacks, No. 10 in run defense, No. 16 in red zone defense and No. 18 in pass defense.

Four Hurricanes on Baker's side of the ball earned All-ACC recognition: cornerback Trajan Bandy, linebackers Michael Pinckney and Shaq Quarterman and defensive end Greg Rousseau. In addition to earning all-conference honors, Rousseau was named ACC Defensive Rookie of the Year after tying for second place in single-season sacks at Miami with 15.5 in his first season as a starter. He also was named a Football Writers Association of America (FWAA) second-team All-American.

Prior to arriving in Coral Gables, Baker spent the previous four seasons as defensive coordinator at Louisiana Tech. Under Baker's direction, the Bulldogs defense ranked among the nation's best in several categories. In 2018, Louisiana Tech was fourth nationally in team sacks (3.46 per game), 12th nationally in team tackles for loss (7.8) and 33rd nationally in turnovers gained (22). Louisiana Tech ranked 25th nationally in opponent yards per play (4.9) this past season, as the Bulldogs' stout defensive unit was led by All-America defensive end Jaylon Ferguson, who ranked second in the nation in tackles for loss (26.5) and led the country in sacks (17.5).

Baker, 36, replaced Diaz as defensive coordinator at Louisiana Tech when Diaz accepted the same position at Mississippi State for the 2015 season. Baker worked under Diaz as safeties coach at Louisiana Tech in 2014, and also was a two-year graduate assistant (2011-2012) under him during Diaz's time as defensive coordinator at Texas.

Baker went to Arkansas State after spending 2010 through 2012 as a defensive graduate assistant coach at Texas. He worked closely with both the Longhorns' linebackers and defensive backs, two position groups that included eight All-Big 12 selections over the last two years. He also helped coach All-America linebacker and Lott Trophy finalist Emmanuel Acho and cornerback Quandre Diggs, the 2011 Big 12 Defensive Freshman of the Year.

He was a part of the Texas coaching staff in 2011 that led the Longhorns to a No. 11 national ranking in total defense, yielding just 306.8 yards per game. The 2011 Longhorns' defense also ranked among the top 20 teams in the nation in rush defense (96.2 yards per game), pass efficiency defense (111.0) and tackles for loss (7.4 per game).

Texas won 17 games in Baker's two years on the coaching staff, including a 21-10 victory over California in the 2011 Bridgepoint Education Holiday Bowl and a 31-27 win against Oregon State in the 2012 Valero Alamo Bowl.

Prior to joining the Texas staff, Baker spent the 2009 season as a wide receivers coach at Clear Springs High School in Houston, Texas, before taking over duties as linebackers coach the following spring.

The Houston native was a four-year letterman and three-year starter at Tulane from 2000-04, helping lead the Green Wave to a win in the 2002 Hawaii Bowl. He earned his bachelor's degree from Tulane in 2008.

Baker is married to the former Roslyn Jones of Mandeville, La., and the couple has a daughter, Anderson, and a son, Byron.



TODD STROUD

Assistant Head Coach / Defensive Line | Second Season at Miami (35th Overall)

STROUD FILE

Hometown: St. Petersburg, Fla.

College: Florida State, 1985

Birthdate: December 17, 1963

Wife: Marianne

Children: Jessica, Alexandra, Chelsea, Stone

Coaching Career

2019-20 Miami
Assistant Head Coach / Defensive Line

2018 Akron
Associate Head Coach / Defensive Coordinator

2016-17 Akron
Assistant Head Coach / Defensive Line

2012-15 Akron
Defensive Line

2011 Colorado State
Defensive Line

2010 Colorado State
Tight Ends / Fullbacks

2007-09 Florida State
Strength & Conditioning

2004-06 NC State
Associate Head Coach / Defensive Line

1999-2004 NC State
Strength & Conditioning

1997-99 Memphis
Strength & Conditioning

1994-96 Western Alabama
Head Coach

1993 Auburn
Strength & Conditioning

1987-93 Samford
Defensive Line / Strength & Conditioning

1986 Florida State
Weight Room Assistant

1986 UCF
Defensive Line

Todd Stroud is entering his second season as assistant head coach / defensive line coach, having joined the Miami Hurricanes staff in March 2019.

In 2019, Stroud helped lead a defense that ranked No. 13 nationally in total defense (yards allowed per game) and No. 12 nationally in yards per play. In addition, the Hurricanes ranked No. 4 nationally in tackles for loss, No. 6 in sacks, No. 10 in run defense, No. 16 in red zone defense and No. 18 in pass defense.

Under Stroud's watch, defensive lineman Gregory Rousseau had a breakout season, earning first-team All-ACC recognition and ACC Defensive Rookie of the Year honors. In his first year as a starter, Rousseau - a redshirt freshman - ended the season tied for the second-most sacks in a single season in Miami history with 15.5. Rousseau was named a Football Writers Association of America (FWAA) second-team All-American and a Freshman All-American by several outlets.

Stroud most recently served as associate head coach and defensive coordinator at Akron, where he spent the previous seven seasons. Throughout his career, Stroud has tutored numerous NFL Draft picks and developed nationwide recruiting ties. During the 2006 NFL Draft, three of Stroud's North Carolina State defensive linemen were first-round selections, including top overall pick Mario Williams by the Houston Texans. He was the head coach at West Alabama from 1994-96.

In 2018, the Zips' defense ranked third in the Mid-American Conference in third-down defense, third in passing efficiency defense and forced 21 turnovers, including two pick-sixes in a 39-34 win at eventual Big Ten West champion Northwestern - Akron's first win over a Big Ten opponent since 1894.

In 2017, as Akron's assistant head coach, defensive line coach and recruiting coordinator, Stroud helped the Zips advance to the MAC Championship Game for only the second time in school history. Akron

finished seventh in the nation in interceptions (19), and ranked eighth in defensive touchdowns and 19th in turnover margin.

Prior to his stint at Akron, Stroud coached two seasons at Colorado State. He coached tight ends and fullbacks in 2010 in addition to serving as recruiting coordinator. In 2011, Stroud shifted to defensive line coach. From 2007-09, Stroud was the head strength and conditioning coach at his alma mater, Florida State.

That followed an eight-year run at N.C. State, first as director of strength and conditioning from 1999-2004, and then as associate head coach/defensive line from 2004-06. In 2004, Stroud helped the Wolfpack allow just 221.4 yards per game and 102.4 rushing yards per game, both of which rank second in school history. Five of his NC State players were selected in NFL drafts; three of those linemen went in the first round of the 2006 NFL Draft: Mario Williams (Texans), Manny Lawson (San Francisco 49ers) and John McCargo (Buffalo Bills) were all selected in the first round.

Stroud was the head strength and conditioning coach at Memphis (1997-99) prior to his three-year head coaching stint at West Alabama. In 1993, as the head strength and conditioning coach at Auburn, Stroud helped the Tigers to an 11-0 regular season, which earned them a No. 4 ranking in the final Associated Press poll. Stroud was the defensive line and strength and conditioning coach at Samford from 1987-93. He got his start in coaching in 1986 as the defensive line coach at UCF.

Stroud played nose guard for the Seminoles from 1983-85 and was team captain his senior season. He earned a bachelor's degree in physical education from Florida State and a master's degree in athletics administration from UAB.

Stroud and his wife, Marianne, have four children: daughters Jessica, Alexandra, and Chelsea, and son Stone.



EPHRAIM BANDA

Co-Defensive Coordinator / Safeties | Fifth Season at Miami (13th Overall)

BANDA FILE

Hometown: San Antonio, Texas
College: Incarnate Word, 2004
Birthdate: Nov. 1, 1981
Wife: Crystal
Children: Darian, Aamani

Coaching Career

2019-20 Miami
Co-Defensive Coordinator / Safeties

2016 - 18 Miami
Safeties

2015 Mississippi State
Defensive Assistant

2012-15 Texas
Graduate Assistant

2010-11 Incarnate Word
Graduate Assistant

Ephraim Banda is entering his fifth season as the Hurricanes' safeties coach and second as co-defensive coordinator.

In 2019, Banda co-coordinated a defense that ranked No. 13 nationally in total defense (yards allowed per game) and No. 12 nationally in yards per play allowed. In addition, the Hurricanes ranked No. 4 nationally in tackles for loss, No. 6 in sacks, No. 10 in run defense, No. 16 in red zone defense and No. 18 in pass defense.

After Miami's defense delivered another standout season in 2018, Banda was elevated to the position of co-defensive coordinator on Dec. 14, 2018. The Hurricanes ranked No. 4 in the nation in total defense and ranked No. 1 in several categories, including tackles for loss, third down conversion percentage and passing yards allowed. Safeties Jaquan Johnson (second team) and Sheldrick Redwine (honorable mention) both earned all-conference honors under his direction.

Continuing the impressive trends from Banda's first year on the defensive staff, the Hurricanes ranked among the nation's leaders in several defensive categories in 2017, including first nationally in team sacks, third nationally in tackles for loss, third nationally in turnovers gained, ninth nationally in opponent yards per play and 15th nationally in passes intercepted.

Three members of the Hurricanes secondary earned All-ACC recognition in 2017. Under Banda's watch, Johnson was one of just four defensive players nationwide to be named a Walter Camp Player of the Year semifinalist. Johnson was named to the All-America Second Team by both Sports Illustrated and the American Football Coaches Association (AFCA).

Miami's defensive backfield enjoyed vast improvements under Banda's watch in 2016.

At the conclusion of the 2016 season, Miami was ranked No. 20 nationally in total defense (up from No. 69 the previous year), No. 9 in yards per play (No. 86 in 2015), No. 12 in scoring defense (No. 77 in 2015), No. 5 in

tackles for loss (No. 105 in 2015), No. 22 in team sacks (No. 70 in 2015) and tied for No. 8 in defensive touchdowns allowed (No. 61 in 2015).

Banda spent the 2015 season at Mississippi State, where he served as a defensive assistant under current Hurricanes defensive coordinator Manny Diaz. In 2015, Mississippi State posted a 9-4 record, including a victory over NC State in the Belk Bowl. The Bulldogs' defensive unit held opponents to just 23.2 points per game and ranked in the nation's top 10 in red zone defense.

In addition, MSU led the nation in fewest pass plays of 20+ yards allowed in 2015, surrendering only 24. Despite several key injuries to seniors, the secondary ranked fourth in the Southeastern Conference in passes defended with 63.

Before arriving in Starkville, Banda spent three seasons as a defensive graduate assistant at Texas from 2012-15. He filled a variety of roles, from scripting practices and organizing scouting reports to assisting with the defensive backs. He also worked with both head coach Charlie Strong and former head coach Mack Brown.

Banda was an instrumental part of the Longhorns defense staff during his time at Texas. In 2014, Banda's assistance to the defensive staff guided the Longhorns to the nation's 24th-best ranking in total defense. The 2014 Texas squad also ranked No. 1 in scoring defense, No. 2 in total defense, No. 1 pass defense and No. 1 pass defense efficiency.

In 2012, Banda assisted with the game plan that allowed Texas to set an Alamo Bowl record with 10 sacks in the win over No. 13 Oregon State. In addition to his work on defense, Banda also assisted with the Longhorn special teams. During his tenure at Texas, Banda coached first-round NFL Draft pick Kenny Vaccaro.

Banda is a graduate of Incarnate Word in San Antonio. He got his coaching start there after his playing days in 2011. Banda and his wife Crystal have a son, Darian, and a daughter, Aamani.



STEPHEN FIELD

Tight Ends | Second Season at Miami (18th Overall)

FIELD FILE

Hometown: West Palm Beach, Fla.
College: University of Phoenix, 2000
Birthdate: September 14, 1977
Children: Le'ah

Coaching Career

2019-20	Miami Tight Ends
2018	Oregon Director of Recruiting
2017	Louisville Director of High School Relations
2016	Florida A&M Tight Ends / Recruiting Coordinator
2014-15	North Marion H.S. Head Coach / Offensive Coordinator
2012-13	Miami Northwestern H.S. Head Coach / Offensive Coordinator
2009-11	Hampton University Running Backs
2007-08	Miami Graduate Assistant
2005-06	Glades Central H.S. Offensive Coordinator / Running Backs
2004	Deerfield Beach H.S. Running Game Coordinator
2000-03	Miami Central H.S. Wide Receivers

Stephen Field is entering his second season as tight ends coach, having joined the Miami Hurricanes staff in January 2020.

In his first season at The U, Field helped guide tight end Brevin Jordan to a dominant offensive season. Despite missing three games to injury, Jordan was named one of three finalists for the John Mackey Award, honoring the nation's tight end, after totaling 35 receptions, 495 yards and two touchdowns. Jordan was named to the All-ACC First Team.

Field spent the 2018 season as the director of recruiting at Oregon, where he helped the Ducks land the top-ranked class in school history. Oregon's 2019 class was ranked first in the Pacific-12 Conference and ninth nationally by 247 Sports.

In 2017, Field served as Louisville's Director of High School Relations and NFL Liaison, helping the Cardinals sign 19 student-athletes during the initial early signing period, eight of which enrolled in January. The 2018 signing class featured a school-best 11 four-star recruits and a pair of Under Armour All-Americans.

Field came to Louisville after serving one season as the tight ends coach and recruiting coordinator at Florida A&M. Prior to joining the staff at FAMU, Field was a highly decorated head football coach and offensive coordinator at North Marion Senior High in 2014-15.

Field was named the 2015 Florida Athletic Coaches Association (FACA) Coach of the Year, guiding North Marion to the regional quarterfinals, after his squad led the county in passing, rushing and scoring. Field was also selected as the offensive coordinator in the 2015 Offense-Defense All-American game in Orlando, Fla., and produced six players selected to play in the All-American game, a Marion County record.

Prior to his stint at North Marion, Field served as head coach and offensive coordinator at Miami Northwestern High (2012-14), where he restored the perennial prep power to prominence, guiding them to a regional appearance in his first season. During his tenure at Northwestern, 46 players earned scholarships, including future Hurricanes and Pittsburgh Steelers cornerback Artie Burns.

Field coached running backs for three seasons at Hampton University (2009-11), in addition to serving as recruiting coordinator, run game coordinator and director of operations. He helped the Pirates produce two top 10 MEAC rushers during that stretch.

Before his stint at Hampton, Field coached two years at UM (2007-08) on the defensive side of the ball, working with future NFL draft picks like Kenny Phillips, Tavares Gooden, Sean Spence, Darryl Sharpton, Brandon Harris and Allen Bailey.

In 2005-06, Field was the offensive run game coordinator, running backs coach and academic coach at Glades Central High in Belle Glade, Fla. While at Glades Central, he coached back-to-back 1,000 yard rushers in Aston Samuels and Damien Berry.

Field also spent a season at Deerfield Beach High, where he coached 1,000-yard rusher Roderick Ferguson, and four years at Miami Central High.

Field was a two-time all-state selection at Palm Beach Lakes High, helping them to the only undefeated season in school history. He played tight end for two seasons at Tuskegee University. Field later earned a bachelor's degree in business management from University of Phoenix, and a master's degree in liberal studies from UM.

A native of West Palm Beach, Fla., Field has a daughter, Le'ah Skye Field.



ERIC HICKSON

Running Backs | Second Season at Miami (18th Overall)

HICKSON FILE

Hometown: Fort Lauderdale, Fla.
College: Kansas State, 1998
Birthdate: October 25, 1974
Wife: Keisha
Children: Eric, Jr.

Coaching Career

2019-20	Miami Running Backs
2018	Kansas State Running Backs
2015-17	Akron Running Backs
2014	Garden City C.C. Interim Head Coach / Running Backs
2013	Emmerich Manual H.S. Head Coach
2012	Emmerich Manual H.S. Offensive Coordinator / Running Backs
2007-11	American Heritage H.S. Running Backs / Special Teams
2003-06	Coral Springs Charter Assistant Head Coach

Eric Hickson is entering his season as running backs coach, having joined the Miami Hurricanes staff in January 2019.

In his first season in Coral Gables, Hickson helped all three of the Hurricanes' primary running backs to career-high rushing totals. Among Miami's top performers on offense, DeeJay Dallas averaged six yards per rush and scored eight rushing touchdowns despite missing three games to injury and Cam'Ron Harris finished with 576 rushing yards despite making just three starts.

A native of Fort Lauderdale, Hickson came to UM after spending the 2018 season as running backs coach at his alma mater Kansas State.

In 2018, Hickson helped Wildcats junior running back Alex Barnes lead the Big 12 with 1,355 rushing yards and 12 touchdowns. Overall, Kansas State ranked third in the conference in rushing, averaging 182.6 yards per game.

Prior to his one-year coaching stint in Manhattan, Hickson spent three seasons as the running backs coach at Akron, where he helped the Zips earn a pair of bowl berths, including the 2017 campaign in which Akron won the MAC East Division and played in the Boca Raton Bowl.

During the 2017 season, Hickson helped piece together a backfield that saw four different starters combine for 1,282 yards and 12 touchdowns, while the position combined for another 1,000-yard season in 2016. Hickson tutored Conor Hundley during his senior campaign of 2015 as he left the program with over 2,000 career rushing yards to rank 11th in school history.

In 2015, Akron running back Conor Hundley led the Zips, rushing for 911 yards and 10 touchdowns on 202 carries. He finished his career at No. 11 in career rushing with 2,155 yards.

Hickson joined the Zips after serving as

the interim head coach, running backs coach and outgoing recruiting coordinator at Garden City (KS) Community College in 2014.

Prior to joining the Broncbusters, Hickson coached at Emmerich Manual High School in Indianapolis for two seasons, serving as the head coach his last year. He launched his coaching career in the high school ranks in South Florida, first as assistant head coach at Coral Springs Charter School (2003-06) and then as running backs and special teams coach at American Heritage (2007-11).

The all-time leading rusher in Kansas State football history with 2,537 yards on 507 carries upon graduation, Hickson also set career records with 507 carries and 26 rushing touchdowns while posting 10 performances of 100-yards in his 42-game collegiate career. A three-year starter and four-time letterwinner for the Wildcats, he was the season's leading rusher in 1995, 1997, and 1998. He was named All-Big 8 as a sophomore and was a two-time All-Big 12 Conference selection. The two-time team captain also played in the All-Star Gridiron Classic. A dual-sport athlete, Hickson also ran track at KSU, recording a 6.31 in 55-meter indoors.

Hickson signed with the Tampa Bay Buccaneers as an undrafted free agent in 1999. In 2001, Hickson played for the XFL's Birmingham Thunderbolts. He spent the 2002 season in the Arena Football League.

A native of Fort Lauderdale, Fla., Hickson earned a bachelor's degree in criminal justice from Kansas State in 1998.



GARIN JUSTICE

Offensive Line | First Season at Miami (15th Overall)

JUSTICE FILE

Hometown: Gilbert, W.V.
College: West Virginia, 2006
Birthdate: March 10, 1982
Wife: Casie
Children: Juliet

Coaching Career

2020	Miami Offensive Line
2019	UNLV Offensive Coordinator / Offensive Line
2018	UNLV Run Game Coordinator / Offensive Line
2017	Arizona Offensive Line
2016-17	FAU Offensive Line
2011-15	Concord (W. Va.) Head Coach
2009-10	Concord (W. Va.) Offensive Line / Strength & Conditioning
2007-08	Florida State Graduate Assistant
2006-07	West Virginia Graduate Assistant

Garin Justice, who spent the 2019 season as offensive coordinator / offensive line coach at UNLV, is entering his first season as Miami Hurricanes' offensive line coach in 2020.

"We're excited to welcome Garin to our offensive staff," head coach Manny Diaz said upon his hiring. "He boasts an extensive and impressive background as a position coach, coordinator and head coach, and we're looking forward to seeing him work with our offensive linemen."

Justice spent two seasons on the UNLV staff, joining the Rebels prior to 2018 and initially oversaw the offensive line and run game. He was promoted to offensive coordinator / offensive line coach prior to 2019. In his final season with the Rebels, two offensive linemen (Julio Garcia, Justin Polu) earned All-Mountain West Conference recognition while running back Charles Williams, Jr., was named first-team All-Mountain West.

Prior to his time at UNLV, Justice spent two seasons as offensive line coach at FAU (2016-17), the only assistant retained when Lane Kiffin was hired as head coach.

In 2017, FAU was led by a veteran line under Justice's tutelage. The Owls ended the regular season ranked in the top 10 nationally for scoring offense (40.6) and rushing offense (285.3), while ranking 12th for fewest sacks allowed (16). The Owls finished the 2017 season with an 11-3 record that included a Conference USA championship and Boca Raton Bowl victory. Three of Justice's offensive linemen were named first-team All-Conference USA, helping pave the way for running back Devin Singletary, who became the program's first-ever Associated Press All-American football player and set the school single-season rushing record (1,920 yards).

In 2016, the Owls had a record-setting rushing attack under Justice despite

losing four projected starters in the first three weeks of the season, which resulted in nine different starting line groups throughout the year.

Prior to his time at FAU, Justice was the head coach at Concord University (Athens, W. Va.), a program that had been winless (0-11) as recently as 2008, from 2011-15. In his five-year stint, the Mountain Lions were 40-17, which included a 13-1 season in 2014. Additionally, Justice led Concord to two conference championships and two NCAA Division II playoff appearances. On Justice's watch, 84 players were named All-West Virginia Athletic Conference or All-Mountain East Conference selections while two athletes earned Defensive WVIAC Player of the Year accolades in addition to 18 All-Region selections and eight All-American honorees.

Justice was a three-year starting offensive tackle for West Virginia and served as team captain in 2005 for a Mountaineer squad that went 11-1, defeated Georgia in the Sugar Bowl and ranked No. 5 in the season-ending AP Poll. The former second team All-America earned his bachelor's degree from the school in 2006.

Justice began his coaching career as a student assistant and then a graduate assistant for his alma mater, where he worked with the offensive line. He then spent two years as an offensive graduate student at Florida State in 2007-08.

Justice has a Regents Bachelor of Arts degree from West Virginia (2006) and a Master's of Sports Administration from Florida State (2008). He is married to Casie Coughlin Justice, and they have a daughter, Juliet.



ROB LIKENS

Wide Receivers | First Season at Miami (29th Overall)

LIKENS FILE

Hometown: Brookhaven, Miss.

College: Mississippi State, 1990

Birthdate: Sept. 5, 1967

Wife: Soni

Children: Cutter

Coaching Career

2020	Miami Wide Receivers
2018-19	Arizona State Offensive Coordinator / Quarterbacks
2017	Arizona State Passing Game Coordinator / Wide Receivers
2015-16	Kansas Offensive Coordinator / Quarterbacks
2013-14	California Assistant Head Coach / Outside Receivers
2010-12	Louisiana Tech Assistant Head Coach / Quarterbacks
2006-09	Central Connecticut State Offensive Coordinator / Quarterbacks
2004-05	Southeast Missouri State Offensive Coordinator / Quarterbacks / Wide Receivers
1998-2003	Temple Wide Receivers
1993-1997	North Alabama Wide Receivers
1992	North Alabama Running Backs

Rob Likens is entering his first season as the Miami Hurricanes' wide receivers coach in 2020.

Over his 28-year coaching career Likens has been an offensive coordinator at four schools, including the past two seasons at Arizona State, where he was also the quarterbacks coach.

In 2019, the Sun Devils started a true freshman quarterback, Jayden Daniels, for the first time in school history. Daniels threw for 2,943 yards with 17 touchdowns and just two interceptions, eclipsing the 300-yard passing mark on five occasions. He threw for a season-high 408 yards in ASU's 31-28 upset over sixth-ranked Oregon. Running back Eno Benjamin rushed for 1,083 yards and 10 touchdowns as a junior, finishing his career with 15 100-yard rushing games. Wide receiver Brandon Aiyuk caught 65 passes for 1,192 yards and eight touchdowns, ranking second nationally in yards after catch (10.9).

In 2018, ASU was the only Power 5 program to boast a 3,000-yard passer (Manny Wilkins), 1,500-yard rusher (Benjamin) and 1,000-yard receiver (N'Keal Harry). Likens spent the 2017 season as the Sun Devils' wide receivers coach and passing game coordinator. ASU had the 10th highest-graded passing attack in the nation according to Pro Football Focus.

Likens arrived in Tempe after two seasons as the offensive coordinator at Kansas. He spent the 2013 and 2014 seasons at California as assistant head coach and outside receivers coach, adding the title of passing game coordinator his second season.

In 2014, Likens' passing game, led by future NFL top overall draft pick Jared Goff, ranked sixth in the NCAA in passing yards per game (346) and broke the school's single-season passing yardage record with 4,152 yards. Additionally, three of Cal's top four receivers were Biletnikoff Award candidates in Chris Harper, Kenny Lawler and Bryce Treggs.

Before heading to Cal, Likens served as an assistant head coach and wide receivers coach at Louisiana Tech from 2010-12, including a final campaign in which the Bulldogs posted a 9-3 record and led the nation in scoring offense and total offense by averaging 51.5 points and 577.9 yards per game. Tech scored more than 40 points in 11 of 12 games and more than 50 points on eight occasions. Wide receiver Quinton Patton was a second-team AP All-American and Biletnikoff Award semifinalist in 2012, pacing the Western Athletic Conference in receiving yards per game (116) and receptions per game (8.6), ranking fourth and fifth in the nation in those categories.

Prior to his stint in Ruston, Likens was the offensive coordinator and quarterbacks coach at Central Connecticut State from 2006 to 2009, helping lead the Blue Devils to more wins than in any other four-year period in school history. CCSU had winning records during each of Likens' four seasons, capped off with a 9-3 mark in 2009 that included a Northeast Conference title. Under Likens' guidance, the Blue Devils led the conference in scoring offense two times, had three undefeated home records and averaged just under 30 points per game in four seasons (29.1).

Prior to joining Central Connecticut State, Likens spent two seasons as the offensive coordinator at Southeast Missouri State (2004-05), where he also worked specifically with the team's quarterbacks and wide receivers. He spent six campaigns at both Temple (1998-2003) as the wide receivers coach and North Alabama (1992-97),

Likens played wide receiver at Mississippi State, earning his bachelor's degree and graduating cum laude in 1990 in math education. He earned his master's degree in math education from North Alabama in 1995. Likens and his wife, Soni, have one son, Cutter.



JONATHAN PATKE

Strikers / Special Teams Coordinator | Fifth Season at Miami (Eighth Overall)

PATKE FILE

Hometown: Houston, Texas
College: Stephen F. Austin, '08
Birthdate: May 31, 1986

Coaching Career

2019-20	Miami
	Strikers / Special Teams Coordinator
2018	Miami
	Outside Linebackers
2016-17	Miami
	Quality Control Analyst
2015	Mississippi State
	Graduate Assistant
2014	Louisiana Tech
	Graduate Assistant
2012-13	Incarnate Word
	Graduate Assistant

Jonathan Patke is entering his third season as Miami's outside linebackers coach and second as special teams coordinator.

In 2019, Patke helped coach a defense that ranked No. 13 nationally in total defense (yards allowed per game) and No. 12 nationally in yards per play. In addition, the Hurricanes ranked No. 4 nationally in tackles for loss, No. 6 in sacks, No. 10 in run defense, No. 16 in red zone defense and No. 18 in pass defense. In Patke's first season as special teams coordinator, Miami's punting unit vaulted to No. 30 in FBS in net punting and Lou Hedley ranked No. 26 in yards per punt in his first season at The U.

Patke joined the Miami football coaching staff before the start of spring practice in 2016 and served as the team's quality control analyst for Hurricanes' defensive unit for the 2016 and 2017 seasons. He was elevated to outside linebackers coach prior to the 2018 season, where Miami's defense ranked among the nation's best in several categories.

The Hurricanes were ranked No. 4 in the nation in total defense in 2018 and were No. 1 in team tackles for loss, passing yards allowed and third down defense.

In Patke's second season as a quality control analyst in 2017, the Hurricanes ranked among the nation's leaders in several defensive categories, including first nationally in team sacks, third nationally in tackles for loss and ninth nationally in opponent yards per play.

Miami's defense served as one of the top units both in the ACC and nationally in Patke's first season at Miami in 2016.

At the conclusion of the 2016 season, Miami was ranked No. 20 nationally in total defense (up from No. 69 the previous season), No. 9 in yards per play (No. 86 in 2015), No. 12 in scoring de-

fense (No. 77 in 2015), No. 5 in tackles for loss (No. 105 in 2015), No. 22 in team sacks (No. 70 in 2015) and tied for No. 8 in defensive touchdowns allowed (No. 61 in 2015).

Miami was the only team in the country to start three true freshmen linebackers. In his former role, Patke worked directly with Miami defensive coordinator Manny Diaz and assisted with the Hurricane linebackers.

In addition, Patke broke down film and provided scouting reports to the defensive staff. Patke arrived in Coral Gables after he spent the 2015 season at Mississippi State where he also worked with Diaz on the defensive side of the ball, serving as a graduate assistant.

During his lone season in Starkville, Patke helped guide the Bulldogs to a 9-4 record and a victory in the 2015 Belk Bowl in Charlotte, N.C. In addition, the Bulldogs' set the school record for tackles for loss and ranked 10th nationally in 2015.

Before joining the coaching staff at Mississippi State, Patke also worked with Diaz at Louisiana Tech during the 2014 campaign. Louisiana Tech's defensive unit ranked No. 1 in the country in turnovers gained and interceptions. The Bulldogs also ranked second nationally in tackles for loss.

Patke began his coaching career in 2011 at University of The Incarnate Word, working with current safeties coach Ephraim Banda. He spent two years at UIW and earned his master's degree in business administration with an emphasis on sports management.

Patke received his undergraduate degree in business administration from Stephen F. Austin State University in 2008. He also played linebacker at SFA for four years (2004-08) and was a three-year starter.



MIKE RUMPH

Cornerbacks | Fifth Season at Miami (10th Overall)

RUMPH FILE

Hometown: Boynton Beach, Fla.

College: University of Miami, 2002

Birthdate: Nov. 8, 1979

Wife: Veronica

Children: Jalen and Sienna

Coaching Career

2016-20	Miami Cornerbacks
2013-2015	American Heritage H.S. Head Coach
2011-2012	American Heritage H.S. Defensive Coordinator

Mike Rumph is entering his fifth season as the Hurricanes' cornerbacks coach.

In 2019, Rumph helped guide a defense that ranked No. 13 nationally in total defense (yards allowed per game) and No. 12 nationally in yards per play allowed. In addition, the Hurricanes ranked No. 4 nationally in tackles for loss, No. 6 in sacks, No. 10 in run defense, No. 16 in red zone defense and No. 18 in pass defense. Cornerback Trajan Bandy earned All-ACC Honorable Mention recognition after starting all 13 games.

The Hurricanes were ranked No. 4 in the nation in total defense in 2018 and were No. 1 in team tackles for loss, passing yards allowed and third down defense. Under Rumph's guidance, Bandy enjoyed a breakout season in 2018, earning third-team All-ACC honors, while Michael Jackson, Sr., was selected in the fifth round of the 2019 NFL Draft by the Dallas Cowboys after another standout year.

Continuing the impressive trends from Rumph's first year on the defensive staff in 2016, the Hurricanes ranked among the nation's leaders in several defensive categories in 2017, including first nationally in team sacks, third nationally in tackles for loss, ninth nationally in opponent yards per play and 15th nationally in passes intercepted. Three members of the Hurricanes secondary earned All-ACC recognition in 2017.

Miami's defensive backfield enjoyed vast improvements under Rumph's guidance in 2016. At the conclusion of the 2016 season, Miami was ranked No. 20 nationally in total defense (up from No. 69 the previous season), No. 9 in yards per play (No. 86 in 2015), No. 12 in scoring defense (No. 77 in 2015), No. 5 in tackles for loss (No. 105 in 2015), No. 22 in team sacks (No. 70 in 2015) and tied for No. 8 in defensive touchdowns allowed (No. 61 in 2015).

Rumph, a member of the Hurricanes' 2001 national championship team, returned to his alma mater after spending

the previous three seasons as the head coach at American Heritage High School in Plantation, Fla.

During his three seasons as head coach, Rumph guided the Patriots to three straight Florida High School Athletic Association (FHSAA) state playoff appearances and compiled an overall record of 39-6 in one of Florida's most competitive districts.

Rumph wasted little time making his mark on the local high school coaching scene, as his 2013 and 2014 squads claimed 5A FHSAA State Championships, defeating its opponents by a combined score of 104-8 in the final game.

In 2013 and 2014, Rumph was recognized for his work on the sidelines as he was selected as a coach for the U.S. Army All-American Bowl in San Antonio. Before taking over as the head coach at American Heritage, Rumph served as the team's defensive coordinator for two seasons.

In addition, Rumph served as the boys and girls track and field head coach. In 2011, his boys and girls track and field teams captured the state championship. Following the year, Rumph was named the 2011 Miami Herald Track and Field Coach of the Year.

As a player at the University of Miami, Rumph earned all-conference honors during his junior and senior seasons. As a senior, Rumph finished with 117 tackles and six interceptions as he helped the Hurricanes to the 2001 National Championship.

Following the 2001 campaign, Rumph was selected in the first round of the 2002 NFL Draft with the 27th overall selection by the San Francisco 49ers. He played four seasons in San Francisco before concluding his pro career in 2006 with the Washington Redskins.

Rumph and his wife, Veronica, have two children: Jalen and Sienna.



DAVID FEELEY

Strength & Conditioning | Second Season at Miami (15th Overall)

David Feeley is entering his second season as the University of Miami's Director of Strength and Conditioning for Football.

Feeley arrived to UM after spending the past two seasons at Temple University. Overall, 2020 will mark Feeley's 15th season in college football.

Feeley was named to the position by head coach Manny Diaz on January 5, 2019.

"David is an outstanding coach who has a strong track record of motivating players to help them reach their full potential," Diaz said upon his hire. "The culture we're putting into place and the tone we set for the upcoming season starts in the weight room when our players return to campus. That's why this hire was so critical and I'm thrilled to welcome David to the Miami program."

Feeley helped the Owls compile a 15-11 record and advance to two bowls in his two seasons in Philadelphia. Prior to his stint at Temple, Feeley served as assistant strength and conditioning coach at the University of South Carolina for one season, where the Gamecocks earned a bid to the Birmingham Bowl.

Before arriving at South Carolina, Feeley worked as the director of football strength and conditioning at Ball State from 2011-15. During that time, he helped the Cardinals earn two bowl appearances and also assisted with the women's basketball team that made three consecutive NIT appearances.

From 2008-2010 Feeley was the assistant strength and conditioning coach at FIU. In 2010, he helped guide the Panthers to a 7-6 record and a win in the Little Caesar's Pizza Bowl -- the first bowl win in program history. Feeley also assisted with women's tennis, softball and baseball during his three years at FIU.

Feeley began his professional career as an intern at Rutgers and South Florida before becoming the strength and conditioning graduate assistant for football,

women's track, softball and baseball at UNLV from 2006-07.

A native of Brick, N.J., Feeley is a 2004 graduate of Plymouth State University, where he was a member of the football team for four years, serving as team captain during his senior season.

Feeley is married to the former Ann Marie DeGiglio. The couple has a daughter, Laura Marie, and son, John Francis.

FEELEY FILE

Hometown: Brick, N.J.

College: Plymouth State, 2004

Birthdate: April 15, 1981

Wife: Ann Marie

Children: Laura, John

Coaching Career

2019-20 Miami
Director of Strength & Conditioning

2017-18 Temple

2016 South Carolina

2011-15 Ball State

2008-10 FIU

2006-07 UNLV



MICHAEL FORMAN
GRADUATE ASSISTANT /
DEFENSE
BUFFALO (2018)

Michael Forman is entering his first season as graduate assistant / defense for the Miami Hurricanes in 2020.

Forman arrived in Miami after spending the previous season (2019) as running backs coach at Bryant University.

A native of Dorchester, Mass., Forman played four years at the University of Buffalo before beginning his coaching career at Stonehill College.

Forman coached the running backs and tight ends during his time with the Skyhawks. He also worked as an assistant video coordinator at Stonehill and also spent time as the player personnel volunteer at Boston College.



STEVE HASHEMI
GRADUATE ASSISTANT /
OFFENSIVE LINE
CONNECTICUT (2018)

Steve Hashemi begins his second season as a graduate assistant with the Hurricanes in 2020, working with the team's offensive line.

Prior to his current role, Hashemi spent the 2018 season as the running backs coach at Trinity College in Connecticut.

A native of Trumbull, Conn., Hashemi was a three-year letterwinner with the Connecticut Huskies (2015-17) and was a three-time American Athletic Conference All-Academic selection.

Following his senior year, Hashemi was the recipient of the John L. Toner Scholar Athlete Award, recognizing a senior member of the football program who has demonstrated outstanding academic performance and citizenship while making a significant contribution to the overall success of the team. He earned a bachelor's degree in economics with a minor in political science.



BENEDICK HYPOLITE
GRADUATE ASSISTANT /
OFFENSE
UNION INSTITUTE &
UNIVERSITY (2015)

Benedick Hypolite is entering his first season as graduate assistant / offense for the Miami Hurricanes in 2020.

Hypolite arrives in Miami from Florida Memorial, where he served as the program's offensive coordinator / wide receivers coach.

Hypolite, who was a standout athlete at Booker T. Washington High School in both football and track & field, attended Florida A&M before graduating from Union Institute & University.

Hypolite, who has deep roots in the South Florida football community, previously served as head coach at Hallandale High School (2016) and at Carol City High School (2017-18).



JAKE SWALLEY
GRADUATE ASSISTANT /
DEFENSIVE LINE
ARKANSAS STATE (2017)

Jake Swalley begins his second season as a graduate assistant with the Hurricanes in 2020, working with the team's defensive line.

Prior to his current role, Swalley spent two seasons on the Louisiana Tech coaching staff from 2017-18, working with the Bulldogs' defensive line.

A native of Overland Park, Kan., Swalley graduated from Arkansas State in 2017 after playing two seasons with the Red Wolves.



JONATHAN BREWER
SENIOR QUALITY CONTROL
ANALYST / OFFENSE
ARKANSAS (2010)

Jonathan Brewer is entering his first season as senior quality control analyst / offense for the Miami Hurricanes in 2020.

Brewer joined the Hurricanes after spending the previous two seasons (2018-19) as offensive quality control assistant with the SMU Mustangs under offensive coordinator Rhett Lashlee. Brewer arrived at SMU after serving as the offensive quality control analyst / special projects under Lashlee at UConn in 2017.

In 2016, Brewer served as an offensive analyst working the wide receivers at Auburn University - also under Lashlee. From 2013 to 2015, Brewer served as the offensive graduate assistant working with the Tigers' offensive line. Before getting into the college ranks, Brewer served as a high school assistant / offensive coordinator at various high schools in Arkansas from 2005 to 2012.

Brewer graduated from the University of Arkansas in 2010 and earned a master's degree in adult education from Auburn University in 2014.

He is married to the former Danielle Steven. They have three children, two sons, Wynton and Walter, and a daughter, Everlee Grace.



TELLY LOCKETTE
SENIOR QUALITY CONTROL
ANALYST / OFFENSE
IDAHO STATE (1998)

Telly Lockette is entering his first season as senior quality control analyst / offense for the Miami Hurricanes in 2020.

Lockette spent the previous two years (2018-19) as tight ends coach at Florida State. Prior to his time in Tallahassee, Lockette spent the previous three seasons coaching running backs at Oregon State after serving in the same capacity at USF in 2013 and 2014.

Lockette coached two of Miami's most successful high school programs as the head coach at Miami Central and the offensive coordinator at Miami Northwestern, his alma mater.

In 2016 at Oregon State, Lockette directed a rushing attack that broke the school's single-season record with an average of

5.2 yards per carry. That season, the Beavers ranked fourth in the Pac-12 and 28th in the country in yards per rush.

While in Corvallis, Lockette oversaw the development of Ryan Nall, who had the 10th-highest rushing average in the Pac-12 in 2017 and in 2016 totaled 1,165 yards from scrimmage and 15 touchdowns. Lockette also coached Artavis Pierce to Pac-12 All-Freshman honors in 2016. Nall, Pierce and Damien Haskins all earned Pac-12 Academic Team recognition while under Lockette's tutelage.

At South Florida, Lockette tutored Marlon Mack, the 2014 AAC Freshman of the Year and first-team all-conference selection who led the conference in rushing while becoming South Florida's first 1,000-yard rusher since 2005. Mack would go on to earn first-team all-conference honors in each of his three seasons and break 14 school records before being picked in the fourth round of the 2017 NFL Draft by the Indianapolis Colts.


At Miami Central, Lockette earned a 60-10 overall record and won two 6A state championships. The Rockets were ranked as the No. 1 high school team in the nation following their 2012 state title and were the country's No. 2 high school team after a state championship in 2010. Lockette, who also guided Miami Central to the 2011 state championship game, was the first coach in South Florida history to coach a team to three straight state title game appearances.

In addition to his state titles, Lockette had an undefeated record against teams in Dade and Broward Counties for a state-record three straight years. He also was tapped to coach in the Semper Fidelis All-American Bowl twice and was an assistant coach on the USA National Football Team. He was recognized as the Prep Coach of the Year by Nike, the Miami Dolphins and the Miami Herald and earned the Nike Sportsmanship Award.

His final season at Miami Northwestern featured an offense that averaged 43.3 points per game during a 15-0 season that culminated in the 6A state crown, the school's first since 1998. His explosive offense re-wrote the state record book, including breaking the record for points per game in a season. During his time as a high school coach, Lockette worked with more than 70 players who earned college scholarship offers.

Lockette was a standout linebacker at Idaho State during his collegiate playing days. He was a two-time All-American for the Bengals and was inducted into the Idaho State Athletics Hall of Fame in 2013.

Lockette earned a bachelor's degree in education from Idaho State in 1998. He and his wife, Shikira, have three children, Jakari, Tellek and Skylar.



MIKE ZUCKERMAN
SENIOR QUALITY CONTROL
ANALYST / DEFENSE
MIAMI (2012)

Mike Zuckerman is entering his second season serving as senior quality control analyst for defense after spending two seasons (2017-18) as a quality control analyst for the Miami Hurricanes football team. He spent the previous three seasons (2014-2016) as a graduate assistant.

Zuckerman returned to Miami after spending nearly two years as a member of the Rutgers coaching staff. He was a player development assistant in 2013 and was elevated to graduate assistant in 2014 before leaving for Miami.

Prior to Rutgers, Zuckerman spent three years working as a student with the Hurricanes. He earned his start as a volunteer operations assistant before serving as a volunteer offensive

assistant for the Hurricanes. Zuckerman got his start in football at New Rochelle (N.Y.) High School in 2008, working with both offensive and defensive lines as an assistant coach.

A 2012 University of Miami graduate, Zuckerman was a four-year member of the New Rochelle football team, including serving as captain as a senior.



KYLE COOPER
QUALITY CONTROL ANALYST
/ OFFENSE
ROBERT MORRIS (2013)

Kyle Cooper is entering his first season as offensive quality control analyst for the Miami Hurricanes in 2020.

Cooper arrives in Coral Gables after spending two years as a graduate assistant with the SMU Mustangs and offensive coordinator Rhett Lashlee. Cooper landed at SMU from UConn where he was a graduate assistant working with the offense - also under Lashlee.

Prior to his time at UConn, he was a graduate assistant coach for two years at Westminster College (New Wilmington, Pa.) working with the defensive line. Westminster had a 9-2 record in 2015 and won the ECAC James Lynah Bowl while being ranked 15th in the NCAA Division III in sacks.

Cooper was a two-time team captain at Robert Morris and a two-year starting linebacker. The team won the 2010 Northeast Conference championship and earned a spot in the FCS playoffs.

He is a 2013 graduate of Robert Morris with a degree in sport management and has a master's of business administration from the school as well. Cooper was named a Capital One Academic All-District pick as a senior and named to the NEC Fall Academic Honor Roll.



DANNY KALTER
QUALITY CONTROL ANALYST /
SPECIAL TEAMS
MIAMI (2017)

Danny Kalter begins his first season as a quality control analyst for the Miami Hurricanes, working with the program's special teams units.

Prior to his current role, Kalter spent three seasons as a graduate assistant with the Hurricanes, working with the team's special teams units.

Kalter served as a student volunteer at Miami for the 2013-2016 seasons. A native of Pembroke Pines, Fla., Kalter graduated from the University of Miami in 2017.



JESSE BYRD
QUALITY CONTROL ANALYST
/ DEFENSE
CALIFORNIA UNIVERSITY OF
PENNSYLVANIA (2013)

Jesse Byrd begins his second season as a quality control analyst with the Hurricanes in 2020, working with the team's defense.

Byrd is entering his third season working with the Hurricanes overall; he spent the 2017 season as a player personnel



assistant and was a defensive assistant in 2018.

Prior to Coral Gables, Byrd made stops at Millsaps College, as a defensive backs coach, and Lenoir-Rhyne, as an offensive graduate assistant. He started his career a student assistant coach at his alma mater, California University of Pennsylvania, from 2011-13 and was a the outside linebackers coach in 2014 and 2015.

Byrd, who spent time as a personnel assistant with the Buffalo Bills in 2014, graduated from Cal U in 2013 with his bachelor's degree in sport management. He earned his master's from Cal U in 2015.

Byrd and his wife, Emily, live in Miami.



ED REED
CHIEF OF STAFF
MIAMI (2001)

College and Pro Football Hall of Famer Ed Reed is entering his first season as the Miami Hurricanes' Chief of Staff in 2020.

As Chief of Staff, Reed will serve in an advisory role to head coach Manny Diaz in all aspects of the football program, including strategic planning, quality control, operations, player evaluation and player development. Reed will also provide assistance in team building, student-athlete mentorship and recruiting, as permissible under NCAA rules.

"We are thrilled to welcome Ed back to Coral Gables," Diaz said upon his hiring. "He is not only one of the most decorated players in Miami football history but also a devoted Cane who cares deeply about this program. All of our players, coaches and staff will be fortunate to tap into his experience, knowledge and passion on a regular basis."

Reed, a native of Destrahan, Louisiana, played strong safety for the Hurricanes from 1997-2001. He was a consensus first-team All-America in 2000 and 2001, helping UM post a 23-1 record over his last two seasons, which culminated with the 2001 national championship. He led the nation that season with nine interceptions and was named the 2001 Co-BIG EAST Defensive Player of the Year. He was also a finalist for the Jim Thorpe Award and a semifinalist for the Bronco Nagurski Award. Last month, Reed was selected as the second-team safety on the ESPN College Football 150 All-Time All-American Team.

Reed set Miami school records for career interceptions (21) and interception return yards (369). He also competed for the Hurricanes' track and field program, capturing the BIG EAST javelin title in 1999. Reed graduated from UM in 2001 with a bachelor's degree in liberal arts.

Reed was a first-round draft pick of the Baltimore Ravens in 2002, selected 24th overall. He played 11 seasons for the Ravens before finishing his career with the Houston Texans and New York Jets in 2013.

While in Baltimore, Reed earned nine Pro Bowl berths and was named All-Pro six times. He was the 2004 NFL Defensive Player of the Year and the Ravens' Ed Block Courage Award winner in 2008. Baltimore reached three AFC Championship Games during Reed's tenure and in 2012 he helped the Ravens defeat the San Francisco 49ers, 34-31 in Super Bowl XLVII.

Reed ended his NFL career with 643 total tackles, 64 interceptions, seven interception returns for touchdowns, six sacks, 13 fumble recoveries and 139 passes defended. He holds the Ravens' franchise records for career interceptions (61), interception return yards (1,541), interceptions returned for touchdowns (7) and passes defended (135). He holds NFL records for longest interception return (107 yards), career

interception return yards (1,590) and career multi-interception games (12). Reed is tied for most career playoff interceptions (9) and most blocked punts returned for touchdowns (3) in NFL history.

He was later named to the NFL's All-Decade Team of the 2000s and the NFL's 100th Anniversary Team. In 2016 he served as an assistant defensive backs coach for the Buffalo Bills.

Reed was inducted into the College Football Hall of Fame in 2018 and the Pro Football Hall of Fame in 2019, joining Ted Hendricks as the only two Hurricanes who have been inducted into both Halls of Fame.



DON CORZINE
DIRECTOR OF FOOTBALL
OPERATIONS
INDIANA (1999)

Former Arizona Cardinals scout Don Corzine is in his ninth year as the Director of Operations for the University of Miami football program.

In his current role, Corzine oversees the day-to-day operations of the Miami football team with responsibilities including team travel, staff coordination and budget control.

Prior to joining the Hurricanes' staff, Corzine had spent the previous seven years with the Arizona Cardinals and was the organization's east coast scout for his last four years. He joined the organization in June 2005 as its northeast scout.

Prior to his jump to the NFL, Corzine served as the Director of Football Operations at Connecticut from 2000-2005 under current Maryland Terrapins head coach Randy Edsall. While at UConn, Corzine was responsible for coordinating team travel, pre-season camp and player housing. He also designed and implemented a recruiting evaluation system, while organizing and coordinating clinics and recruiting visits.

Before being named Director of Football Operations at UConn, he was an assistant coach and recruiting coordinator for the Huskies from March 1999 to May 2000. During his six-year tenure in Storrs, Conn., he directed the Randy Edsall Football Camp; he organized and administered housing, budgeting and scheduling for the camp, while also hiring and assigning camp staff.

A native of Canton, Ohio, Corzine graduated from Indiana University in 1999 with a bachelor's degree in sport management. Following graduation, he spent eight months as a graduate assistant at Ball State.



JUSTIN WELLS
ASSISTANT DIRECTOR /
FOOTBALL OPERATIONS
CONNECTICUT (2013)

Justin Wells is entering his sixth year on the Miami Hurricanes' football staff and his third as assistant director of football operations.

In his current capacity, Wells coordinates the day-to-day responsibilities of the football program and oversees the football operations intern program, among other duties. Wells also assists with travel coordination (including hotels, airfare and buses), serves as liaison between Miami Football and the rest of the athletics department, oversees all of the Manny Diaz Football Camps and handles all purchasing for football.

Wells spent the 2015 and 2016 seasons at Miami as a football operations assistant, where he was responsible for assisting with day-to-day operations and coordinating the team's nutrition following practice. During the 2014 season, Wells served as a football operations volunteer with the Hurricanes.

Wells arrived in Coral Gables after a stint with the Arizona Rattlers of the Arena Football League in Phoenix, Ariz. During his time with the Rattlers, Wells worked with football operations, scouting and equipment.

A native of Beacon Falls, Conn., Wells graduated from the University of Connecticut in 2013 with a degree in sport management and a minor in business.

During his time as a student at UConn, Wells worked two years in the Huskies' athletics department, serving as an event operations intern.



JORGE BAEZ
DIRECTOR OF PLAYER
DEVELOPMENT / OFFENSE
FIU (2003)

Jorge Baez begins his sixth season with the Miami Hurricanes football program, serving as the director of player development for the offensive side of the ball - a role he has held since the 2016 season.

In 2015, Baez held the role of director of on-campus recruiting with the Hurricanes' football program. Baez spent the 2014 season with Miami as the program's assistant director of player personnel. In this capacity, Baez assisted with recruiting and gameday operations.

The Miami native also spent the 2003-05 seasons under head coach Larry Coker. During these three seasons with the Hurricanes, Baez gained valuable experience as he assisted in a variety of capacities and helped Miami make three straight bowl appearances, including the 2003 FedEx Orange Bowl, while the Hurricanes posted a record of 31-7 during that stint.

Prior to joining the Hurricanes staff in 2014, Baez spent the 2013 season as Gulliver Prep's offensive coordinator.

Before arriving at Gulliver Prep, Baez spent two seasons at Southern University in Baton Rouge, La.

During his two-year stint at Southern University, Baez served as the program's passing game co-coordinator and wide receivers coach.

In his first season as the program's wide receiver's coach, Baez made an immediate impact on the performance of the Southern receiving corps as the passing offense ranked No. 28 nationally and No. 1 in the SWAC, averaging 248.0 yards per game.

In his two seasons at Southern, Baez tutored three All-SWAC wide receivers (Mike Berry - 2011, LaQuinton Evans - 2011 and Lee Doss - 2012). In addition, Baez recruited and coached All-American wide receiver and Miami native Willie Quinn.

Before his arrival at Southern, Baez served as the offensive coordinator and recruiting coordinator at Lambuth University in Jackson, Tenn.

Prior to Baez' stop at Lambuth, the energetic coach held stints guiding prospects to successful collegiate and professional careers. In 2009, Baez mentored a pair of record-setting receivers at Ole Miss in Shay Hodge and Dexter McCluster. Hodge and McCluster would eventually go on to earn first-team All-SEC honors. Hodge became the first player in Ole Miss history to top 1,000 yards receiving (1,135) and led the SEC in both yards and catches (70), while ranking third in the conference with eight TD receptions. He finished as the Ole Miss all-time leader in

receiving yards.

A dual-purpose threat, McCluster became the first SEC player ever with 1,000 yards rushing and 500 yards receiving in the same season. He ended his career No. 2 on the Ole Miss all-time all-purpose yardage list.

In 2008, Baez helped Houston Nutt's Rebels reverse their fortunes, as the team posted a 9-4 record, won the Cotton Bowl and earned a No. 14 final national ranking.

In his second season with the Rebels, Baez mentored a Rebel receiving corps that produced current Miami Dolphins wide receiver Mike Wallace. Wallace entered the NFL after he was selected by the Pittsburgh Steelers in the third round.

Baez coached one season at the prep level before arriving in Oxford. He served as the receivers coach at Miami Palmetto High School in 2006 before holding the same post at Gulliver Prep in spring 2007.

As a player, Baez competed for Upper Iowa University 1998-2000 and later earned a bachelor's degree in 2003 from Florida International University, where he also worked one season with the football staff as a student assistant.

Baez is married to the former Laura Jaca, and the couple has two sons, Robert and Jorge, and a daughter, Chloe.



ALEX DEVINE
ASSISTANT DIRECTOR OF
PLAYER DEVELOPMENT /
DEFENSE
MISSISSIPPI STATE (2015)

Alex Devine begins his fifth season with the Miami Hurricanes football program and second as assistant director of player development in 2020.

Devine, who arrived in Coral Gables in 2016 following two seasons as a student assistant at Mississippi State, spent his first three seasons at The U as a defensive line graduate assistant (2016-18).

During his two seasons as a student assistant with the Bulldogs, Devine worked primarily with the Bulldogs' defensive line.

Devine played two seasons at Mississippi Delta Community College where he started at offensive line during the 2011 and 2012 seasons.

The Winona, Miss. native earned his degree in sport studies from Mississippi State in 2015.



ANDY VAUGHN
DIRECTOR OF PLAYER
PERSONNEL
NORTH GREENVILLE (2003)

Andy Vaughn joined the Miami Hurricanes football program in March of 2019 and serves as the Hurricanes' director of player personnel. 2020 will mark Vaughn's second season at The U.

Vaughn came to Miami after spending the 2018 season at Arizona, where he was the Wildcats' senior director of recruiting and high school relations. Prior to Arizona, Vaughn spent three years at Nebraska as director of football & recruiting operations, where he was responsible for spearheading all aspects of the Cornhuskers football program related to recruiting.

Vaughn spent three seasons (2012-2014) at Nevada as the Wolf Pack's director of player personnel. He arrived at Nevada after a successful four-year run at Middle Tennessee State,



where he was the coordinator of player personal. At MTSU, Vaughn's duties included all NCAA compliance-related activities for the Blue Raider football program, assisting the recruiting coordinator in all phases of the day-to-day planning and execution, and overseeing all football camp activities.

A South Carolina native, Vaughn was on the staff at Clemson, where he served as an assistant for football operations, assisting in administrative operations, travel logistics, recruiting, and community relations. Vaughn also developed a high school relations program for the Tigers while serving as the team liaison for the 2005 Champs Sports Bowl.

Vaughn was also a member of the Clemson staff in 2003 as a recruiting assistant. During both tenures at Clemson, Vaughn helped the Tigers land nationally ranked top-25 recruiting classes.

Prior to joining the Clemson staff, Vaughn was a letterwinner at North Greenville University, where he played on the first bowl team in school history.

Vaughn earned a degree in sports management and business administration from North Greenville University in 2003. He also has a master's degree in physical education and sports administration from Florida State University (2005).

Vaughn and his wife, Jahna, have a son, Brayden, and a daughter, Kennedy.



DAVID COONEY
DIRECTOR OF RECRUITING
FAU (2005)

David Cooney, who has deep roots in the south Florida football community, is in his second season as the Hurricanes' director of recruiting.

Prior to his current role, Cooney spent two seasons as a quality control analyst for the Hurricanes football program, assisting with wide receivers.

Before his arrival to Coral Gables, Cooney served as offensive coordinator for the Miami Southridge Spartans, who won the 2016 8A state championship under his guidance.



EDWIN PATA
ASSISTANT DIRECTOR / RECRUITING
FLORIDA STATE (2006)

Edwin Pata is in his second season as the Hurricanes' assistant director of recruiting.

A Miami native, Pata spent the previous five seasons as an assistant coach at Florida A&M, coaching the offense line in his second stint with the Rattlers. Prior to rejoining Florida A&M, Pata spent three seasons (2010-13) on the FIU Panthers staff.

In his first job at FAMU under head coach Joe Taylor (2008-10), Pata was the tight ends coach, producing All-MEAC tight ends Taj Jenkins and Max Purcell. He helped lead the Rattlers to a share of the 2010 MEAC title.

After spending his first year of eligibility playing football at FIU, Pata transferred to Florida State to complete his playing career as a tight end and undergraduate education.

Pata earned his master's degree from Florida A&M in 2010. He is an alumnus of North Miami High School, where he was an all-state tight end.

In his spare time, he works with the Bryan Pata Foundation, which he started in the name of his brother, a four-year defensive lineman for the Hurricanes who was tragically killed in November 2006. The foundation provides food and services for those in need, in South Florida and Haiti.



DEMARCUS VAN DYKE
ASSISTANT DIRECTOR / RECRUITING
MIAMI (2011)

DeMarcus Van Dyke is entering his second season as assistant director of recruiting after spending 2018 as a defensive quality control analyst for the Miami Hurricanes football program.

Van Dyke, who played six seasons in the NFL, graduated from Miami in 2010. He was selected by the Oakland Raiders in the third round of the 2011 NFL Draft after a standout playing career with the Hurricanes.

The Miami Gardens, Fla., native spent the 2017 season as cornerbacks coach at ASA College in Miami. Van Dyke and his wife, Kiawana Griffin-Van Dyke, live in Miramar. The couple has a son, DeMarcus, Jr., and daughter, Kai.



BROOKE WILSON
ASSISTANT DIRECTOR / PLAYER PERSONNEL / RECRUITING OPERATIONS
WESTFIELD STATE (2010)

Brooke Wilson is in her sixth season as the Miami Hurricanes' assistant director of football operations / recruiting relations.

In her role with the team, Wilson assists with day-to-day team operations, team travel, coordinating on-campus recruiting visits and has direct oversight of the team's recruiting assistants.

Prior to her arrival in Coral Gables, Wilson spent two and a half years at Florida Atlantic University where she held the titles of academic advising intern and Interim Director of Football Operations.

While serving as an athletic academic advising intern during the 2012-13 academic season, Wilson mentored 19 at-risk student-athletes. She also facilitated student-athlete academic progress reports and assistant freshman student-athletes through their transition from high school to college.

In addition, Wilson served as a life skills liaison where she coordinated a series of professional development speakers for FAU's 2013 Spring Workshop Series.

Prior to the 2013 season, Wilson transitioned to the FAU football team where she played a key role in all of the team's day-to-day activities, serving as the school's Intercollegiate Athletics Coordinator for Football.

Following the 2013 campaign, Wilson was elevated to the title of Interim Director of Football Operations – a role she held for the entire 2014 season.

During 2014, Wilson organized and implemented all team travel, meals, hotels and gameday operations for over 140 individuals, which included players and team personnel. In addition, Wilson structured and implemented all official and unofficial recruiting visits, while managing FAU head coach Charlie Partridge's daily schedule.

Wilson received her bachelor's degree in communications from Westfield State University in 2010 and her master's degree

in counseling in 2012.

While obtaining her master's degree at Bloomsburg University, Wilson served as a graduate assistant in the sports information office.

She also assisted the Student-Athlete Advisory Committee in implementing fundraising and community engagement events, frequently developing content for the SAAC website and athletics page. Wilson – a New England native - resides in Miami.



DOMINIQUE NWOKO
SENIOR CREATIVE DESIGNER
GEORGIA (2018)

Dominique Nwoko is entering her first season as the Miami Hurricanes' senior creative designer in 2020.

In her role, Nwoko spearheads the football program's efforts in graphic design, photography and creative work, including the recruiting realm. Nwoko arrived in Miami after spending one season (2019) as the coordinator of football creative design at the University of Georgia.

Nwoko graduated from Georgia with a degree in graphic design in 2018.



VICTOR ISHMAEL
ASSISTANT STRENGTH & CONDITIONING COACH
SOUTH CAROLINA STATE (1987)

Victor Ishmael is currently in his 18th year at the University of Miami, and completing his 21st year in collegiate strength and conditioning.

A native of Neeses, South Carolina, Ishmael received his Bachelor's degree in English Education from South Carolina State University in 1987. Ishmael is not only certified by Collegiate Strength and Conditioning Coaches Association (CSCCA) as a Master Strength Coach, but also by the National Strength and Coaches Association (NSCA), as a Certified Strength and Conditioning Specialist (CSCS), and Registered Strength and Conditioning Coach with Distinction (RSCC*D).

He worked as an Assistant Strength Coach at the University of North Carolina from 1998 to 2001, prior to that he coached at the University of South Carolina from 1997 to 1998 and was a volunteer coach at the University of Georgia during the summer of 1996.

Coach Ishmael is married to Renee Davis Ishmael and they have five kids: Victor Jr, Aiyana, Jabari, Jessica and Marisa.



JORDAN BARBER
ASSISTANT STRENGTH COACH
TOWSON (2016)

Jordan Barber enters his second year as an assistant strength and conditioning coach at the University of Miami.

Barber came from Temple University, where he served an assistant strength and conditioning coach for two years (2017-2018). The Temple University team played in two bowl games the 2017 Gasparilla Bowl, and the 2018 Independence Bowl

Game.

Prior to working at Temple, Barber worked with a University of Maryland squad that made an appearance in the Quick Lane bowl in 2016. Prior to his stint at Maryland, Barber interned at his alma mater Towson from 2015-16.

The Baltimore, M.D., native graduated from Towson University in 2016 with a bachelor of science degree in exercise science.



KEVIN KROBOTH
ASSISTANT STRENGTH COACH
TEMPLE (2012)

Kevin Kroboth is entering his second season as an assistant strength and conditioning coach for the Miami Hurricanes football program.

Before Miami, Kroboth worked at Baylor University for two seasons (2017 -2018). He served as an athletics performance coach with the Baylor football program during his time there.

Kroboth went to Baylor after spending five seasons at his alma mater Temple University. His last three years (2014 -2016) he served as an assistant strength and conditioning coach prior to his first two seasons as a graduate assistant.

The Temple football letterman was a member of two bowl teams with the Owls and a member of the school's all-time winningest senior class. A 2011 All-Mid-American Conference honoree at safety, Kroboth started all 13 games as a senior, one of only nine Owls to start every game. He finished the 2011 season second in tackling with 76 stops, a team-best seven break-ups, and three interceptions. Kroboth played in the 2011 Casino Del Sol All-Star Game following his senior season and was a free agent for the Oakland Raiders. He was named the team's 2008 Special Teams MVP as a true freshman.

The Nazareth, Pa., native earned both bachelors and master's degrees from Temple University.



CHAS DODD
ASSISTANT STRENGTH COACH
RUTGERS (2014)

Chas Dodd is entering his second season as an assistant strength and conditioning coach for the Miami Hurricanes football program.

Before Miami, Dodd worked at the University of South Carolina for three seasons (2016-2018). He served as a strength & conditioning graduate assistant during his time there.

Dodd went to South Carolina after spending one year as an assistant football coach/strength & conditioning coach at Opelika HS in Alabama. Prior to that, Dodd played one year of professional football in the IFL (Italian Football League). Dodd was the quarterback for the 2015 Lazio Marines where led the league with 295.8 passing yards per game. Following the season, he was honored as the league's player of the year by IFL Magazine in Italy.

Before his short stint in Italy, Dodd was a four year letter winner at Rutgers University. He was a member of three bowl teams with the Scarlet Knights and a member of the Big East All-Academic Football Team. Dodd won Big East Offensive Player of the Week for his performance during his first career start where he threw for 322 yards and two touchdowns in a come

from behind victory against the UConn Huskies. Dodd threw for a career 24 touchdowns and more than 4,000 passing yards.

The Lyman, SC native earned his bachelors at Rutgers and a master's degree at California University of Pennsylvania.



KYLE BELLAMY
DIRECTOR OF FOOTBALL
NUTRITION & PERFORMANCE
MIAMI (2009)

Kyle Bellamy is in his sixth season at the University of Miami and his fifth as the director of football nutrition & performance.

In his current capacity, Bellamy oversees the sports nutrition needs for Miami's entire athletics department, including nutrition education, counseling, training tables, body composition analysis and supplement evaluation.

Bellamy, a 2009 Miami alum and former Hurricanes baseball player, is no stranger to the Coral Gables community, as he spent the previous two seasons working in the Hurricanes' strength and conditioning department as a full-time intern.

The Florida native also spent time as a pitching coordinator at Baseball .365 where he oversaw pitchers at the baseball academy in Doral, Fla.

As a player at Miami, Bellamy participated in College World Series with the No. 1-ranked Hurricanes in 2008, when he was a second-team All-American and was invited to play for Team USA. In 2009, Bellamy earned first-team All-America honors, and was named to watch lists for a number of major honors, including the Golden Spikes Award, the Dick Howser Trophy and Stopper of the Year Award.

Following his collegiate career, the Chicago White Sox selected Bellamy in the fifth round of the 2009 MLB First-Year Player Draft.

During his time with the White Sox, Bellamy was recognized as the "Hardest Working Pitcher in the Organization" in 2010 and 2012.



VINNY SCAVO
ASSOCIATE ATHLETICS
DIRECTOR / ATHLETIC
TRAINING
FLORIDA STATE (1983)

Vincent "Vinnie" Scavo begins his 15th season working within the University of Miami's athletic training staff and his fifth as the department's Associate Athletic Director for Athletic Training. Scavo also serves as the team's head football athletic trainer.

Scavo rejoined the University of Miami's athletic training staff as its associate athletic trainer and head football athletic trainer prior to the start of the 2011 season.

Scavo has extensive experience as an athletic trainer at the professional, college and high school levels, previously serving as Miami's baseball athletic trainer from 1984-87, including during the Hurricanes' 1985 national championship season.

From 2008-11, Scavo worked as the director of sports medicine services and head athletic trainer at the University of Miami Miller School of Medicine. With the division serving as the official sports medicine provider for the Hurricanes, Scavo worked closely with the team doctors and student-athletes -- relationships that continue in his current capacity within the athletic department.

Scavo worked with both the New York Yankees (1981-83)

and Florida Marlins (1992-96) organizations, earning Minor League Athletic Trainer of the Year honors by the Professional Baseball Athletic Trainer Society and Florida State League Class A Baseball Athletic Trainer of the Year in 1994.

After two years as the rehabilitation coordinator for the Marlins' minor and major league teams (1994-96), he was named Director of Sports Medicine at Doctors Hospital and then served as the head athletic trainer at several South Florida high schools for 13 years, working at Miami Southridge (1996-2001), Chaminade-Madonna (2001-06) and Coral Gables (2006-08). Over that time, he developed the curriculum for the Miami-Dade County Public Schools' Coaches Certification Course and the MDCPS Injury Reporting System. In 2006, Scavo was named Florida's High School Athletic Trainer of the Year.

Additionally, he has worked as a certified athletic trainer with the Florida High School Athletic Association (FHSA) state wrestling tournament since 1998 and worked with USA Baseball during the 1987 Pan American Games, 1991 Olympic trials and 1994 National trials.

Scavo is also an approved clinical instructor and has taught classes in sports medicine at both the high school and college levels since 1987. He served on the executive board of the Athletic Trainers of Florida for six years and has been a member of the Barry University Sports Medicine Advisory Committee since 2000.

Originally from Staten Island, N.Y., Scavo is a 1983 graduate of Florida State with a bachelor's degree in education. He is certified from the National Athletic Trainers' Association and is a licensed athletic trainer.

Scavo and his wife Tammy have three children - Alyssa, Alec and Ariene. In 2014, Scavo was inducted into the Iron Arrow Society.



HANNAH ELLIS
ASSISTANT ATHLETIC
TRAINER
OKLAHOMA STATE (2015)

Hannah Ellis joined the University of Miami Athletic Training Staff in June 2018. She serves as an Assistant Athletic Trainer with the Hurricanes track and field team and oversees coverage of the cross-country program.

A native Texan, Hannah completed her Bachelor of Science in Athletic Training at Oklahoma State University in 2015. She then went on to serve as a Graduate Assistant Athletic Trainer at East Carolina University where she completed a Masters in Kinesiology-Sport Psychology (2015-2017), working first with the spirit squads and tennis programs prior to joining the track and field/ cross country teams.

Before joining the 'U staff, Hannah completed a year internship at The Ohio State University working with the combined men's and women's track, field and cross country teams. During her short time as a Buckeye, the men's track and field team broke a 25-year drought and swept the conference by winning the 2018 Indoor and Outdoor Big10 Track and Field Championships.

Hannah is certified as a National Academy of Sports Medicine Corrective Exercise Specialist and member of the USA Track and Field Association.



DANIEL FOWLER
ASSISTANT ATHLETIC
TRAINER
 MIAMI (2014)

Daniel Fowler joined the University of Miami athletic training staff in August 2018. He is in his third season as an assistant athletic trainer with the Hurricanes football team.

Prior to joining the Hurricanes staff, Fowler served a brief stint as an Assistant Athletic Trainer with the Florida Atlantic University football and women's tennis programs. He also worked as a Graduate Assistant Athletic Trainer at Florida State University (2015-2017), providing coverage for the swimming and diving, men's basketball, football, women's soccer, and beach volleyball programs. Following his Graduate Assistantship, Fowler worked as an Athletic Training Fellow with the perennially top-ranked Seminole women's soccer team during their 2017 season.

A University of Miami graduate and Florida native, Fowler earned his bachelor's degree (2014) in athletic training. In 2013, Daniel was a pre-season sports medicine staff assistant for the Miami Dolphins. He then went on to receive his Masters of Science in Education from Florida State University (2017).



DJ MILLER
ASSISTANT ATHLETIC
TRAINER
 MIAMI (2013)

DJ Miller was hired as an assistant athletic trainer at the University of Miami in August 2018. He will be primarily working with the Hurricane football and women's rowing teams.

A native of Philadelphia, PA, Miller graduated in 2013 from the University of Miami with a B.S. Ed. in athletic training. He then went on to spend the next two years working as a graduate assistant with the Mississippi State University Bulldogs football team and graduated with a M.S. in exercise physiology in 2015.

Prior to his return to Miami, Miller served as the Head Football Athletic Trainer at Jackson State University from 2016-2018. Before his two-year stint at Jackson State, Miller spent one year at East Mississippi Community College working as the Assistant Athletic Trainer with the football and men's and women's basketball programs.

Miller is certified as a National Academy of Sports Medicine Corrective Exercise Specialist.



DAVID CASE
ASSOCIATE DIRECTOR OF
ATHLETICS / INTERNAL
OPERATIONS
 NC STATE (2004)

David Case is in his ninth year at the University of Miami and his first as the Associate Director of Athletics for Internal Operations.

Case spent the previous four years as Assistant Athletics Director for Equipment before being elevated to his new role in spring 2019. In June 2014, he was voted AEMA District 3 Equipment Manager of the Year.

Prior to his appointment in Coral Gables, Case was the director of equipment operations at Florida Atlantic University from March 2011-December 2012. At FAU, Case oversaw and maintained equipment, apparel and field preparations for all 19 Division I varsity sports.

Prior to Florida Atlantic, he was the assistant equipment manager for nearly four years (June 2007-March 2011) at Baylor University. While at Baylor, he supervised the student managers, prepared all fields for practice and games, assisted in all football camps and coordinated visiting locker room operations for all opponents.

Case has also spent in time as an assistant equipment manager for the Carolina Cobras (2000-02), visiting clubhouse manager for the Carolina Mudcats (2003-04) of the Class A Carolina League and the Mississippi Braves (2005-06) of the Double-A Southern League and was an equipment manager intern at UCF (August 2006 - June 2007).

His start in college athletics came as a student equipment manager at NC State, where he spent four seasons working with Wolfpack football. He was the head student equipment manager during the 2002-03 season. He graduated from NC State in 2004 with a bachelor's degree in mass communication. He and his wife, Erin, have one daughter, Hayley.



SAM NICHOLS
ASSOCIATE DIRECTOR /
EQUIPMENT
 NC STATE (2010)

Sam Nichols is entering his second season as an associate director of equipment for the Hurricanes, serving as Miami's head football equipment manager.

Nichols joined the Hurricanes after spending the 2018 season on the Washington Redskins' equipment staff. Prior to his move to the NFL, he spent three seasons as Virginia Tech's associate director of equipment services. Prior to his stop in Blacksburg, Nichols worked four and a half years at FAU, serving the first two as assistant director before transitioning to director of equipment operations for his final two and a half years, overseeing all equipment and apparel acquisition for the Owls' 21 intercollegiate programs. He began his career as a graduate assistant at Illinois State.

Nichols earned his bachelor's degree in sport management from North Carolina State in 2010. He earned his master's degree from Texas A&M in 2015. He is a native of Norwood, N.C.



ARIELLE SCAVO
ASSISTANT DIRECTOR /
EQUIPMENT
MIAMI (2018)

Arielle Scavo is entering her second season as the Miami Hurricanes' assistant director of equipment in 2020.

Scavo, who was hired in December 2018 as the assistant director of equipment for Olympic sports, was promoted to head of Olympic sports equipment in 2019.

Prior to being hired full-time, Scavo interned in the equipment room for the Hurricanes during her undergraduate career, serving as head student manager.

Scavo, a Miami native, majored in sports administration and minored in art (graphic design). She graduated from The U in 2018.



DREW ROSSETTI
VIDEO COORDINATOR
FLORIDA STATE (2005)

Andrew Rossetti is in his eighth year as video coordinator, having joined the University of Miami staff in March 2013. He handles the day-to-day video needs of the football staff and the entire UM athletics department.

Rossetti came to Coral Gables from the University of Kansas, where he was the football video coordinator during the 2012 season. While at KU, he was responsible for the day-to-day video needs of the football staff and oversaw the filming for all football practices and games.

From 2009-2011, he was the video director at Middle Tennessee, where he was in charge of all aspects of video operations and assisted in scoreboard productions for basketball games and special events. Before moving to Middle Tennessee, he spent a year as the assistant football video coordinator at Washington State.

In 2005, he co-founded Professional Sports Inc. (PSI Videos), a company specializing in editing video footage. He left PSI in 2008 for Washington State. He is a 2005 graduate of Florida State with a bachelor's degree in mass media communications and a minor in criminology. He earned his associate's degree from Palm Beach Community College in 2002. During his time at Florida State, he worked for WFSU television station and WFVS 89.7 FSU radio.

Drew and his wife, Rachel, live in Pembroke Pines with their son, Jack.



SEBRINA BEYER
ADMINISTRATIVE ASSISTANT
TO THE HEAD COACH
SOUTH CAROLINA

Sebrina Beyer joined the University of Miami football staff in February 2016. Sebrina is responsible for managing head coach Manny Diaz's schedule, travel, correspondence, speaking engagements and expense reports.

Prior to UM, she spent 16 years as the Director of Public and Media Relations for the Chicago Bulls. Beyer served as liaison between the Bulls, local, national and international media. She was also responsible for facilitating player and staff interviews, photo shoots and press conferences. In addition, Beyer managed the department's budget, staff and publications and traveled with team to handle public relations for road games. Beyer also spent five seasons as Coordinator of Community Relations for the Chicago Bulls.

A native of South Carolina, she graduated from the University of South Carolina with a B.A. degree in Broadcast Journalism and while at USC, worked three years as a student assistant in the sports information department. She earned a master's degree in Sports Management from the U.S. Sports Academy.

Beyer resides in Miami with her husband David Beyer, who is Director of Basketball Operations for the Miami HEAT. They have twin boys, Jordan & Bryce, and a boxer named Buster.



2019 SEASON IN REVIEW

Game Recaps.....	66-72
Final Season Statistics.....	73-100

GAME 1 | AUG. 24 | ORLANDO, FLA.

MIAMI	20
#8/#8 FLORIDA	24

Score by Quarters	1	2	3	4	Score
Miami (0-1)	3	10	0	7	20
Florida (1-0)	7	0	10	7	24

Scoring Summary

1st	09:37	UM	Baxa 36 yd field goal, 9-56 5:23 UM 3 - UF 0
	07:37	UF	Toney 66 yd pass from Franks (McPherson kick) 5-79 2:00 UM 3 - UF 7
2nd	08:26	UM	Baxa 42 yd field goal 5-27 2:20 UM 6 - UF 7
	00:45	UM	Jordan 25 yd pass from Williams (Baxa kick) 12 90 6:08; UM 13 - UF 7
3rd	06:30	UF	McPherson 27 yd field goal 9-33 3:25 UM 13 - UF 10
	00:30	UF	Perine 8 yd pass from Franks (McPherson kick) 3-11 0:50; UM 13 - UF 17
4th	14:15	UM	Dallas 50 yd run (Baxa kick) 3-75 1:15 UM 20 - UF 17
	08:18	UF	Franks 3 yd run (McPherson kick) 4-80 1:30 UM 20 - UF 24

	UM	UF
FIRST DOWNS	20	17
RUSHES-YARDS (NET)	36-87	28-50
PASSING YDS (NET)	214	254
Passes Comp-Att-Int	19-30-0	17-27-2
TOTAL OFFENSE PLAYS-YARDS	66-301	55-304
Fumbles: Number-Lost	3-1	2-2
Punt Returns-Yards-TDs	1-1-0	3-19-0
Kickoff Returns-Yards-TDs	1-32-0	2-44-0
Interception Returns-Yards-TDs	2-41-0	0-0-0
Punts (Number-Avg)	4-42.5	3-44.7
Penalties-Yards	14-118	9-100
Possession Time	36:13	23:47
Third-Down Conversions	2 of 13	2 of 10
Fourth-Down Conversions	0 of 2	4 of 4
Red-Zone Scores-Chances	2-3	3-4
Sacks By: Number-Yards	1-9	10-60

RUSHING: Miami: Dallas 11-94; Thomas 1-16; Harris 6-15; Baxa 1-4; Osborn 1-2; Martell 1-1; Williams 15--43; Florida: Perine 10-42; Franks 7-8; Townsend 1-6; Toney 3-3; Pierce 3-3; TM 1--2; Davis 3--9

PASSING: Miami: Williams 19-30-0-214; Florida: Franks 17-27-2-254

RECEIVING: Miami: Jordan 5-88; Osborn 4-41; Dallas 4-37; Thomas 2-28; Harris 2-4; Harley 1-12; Pope 1-4; Florida: 6-25; Hammond 4-93; Pitts 3-33; Toney 1-66; Jefferson 1-14; Cleveland 1-13; Grimes 1-10

GAME 2 | SEPT. 7 | CHAPEL HILL, N.C.

MIAMI	25
NORTH CAROLINA	28

Score by Quarters	1	2	3	4	Score
Miami (0-2, 0-1)	3	10	6	6	25
North Carolina (2-0, 1-0)	17	0	3	8	28

Scoring Summary

1st	12:58	NC	Ruggles 37 yd field goal 7-55 2:02 UM 0 - UNC 3
	11:23	NC	Brown 62 yd pass from Howell (Ruggles kick) 1-62 0:09; UM 0 - UNC 10
	07:10	UM	Baxa 50 yd field goal 10-42 4:13 UM 3 - UNC 10
	04:04	NC	Williams 2 yd run (Ruggles kick) 9-75 3:06; UM 3 - UNC 17
2nd	02:55	UNC	Baxa 21 yd field goal 9-60 3:39 UM 6 - UNC 17
	00:25	UM	Osborn 6 yd pass from Williams (Baxa kick) 6-47 1:13; UM 13 - UNC 17
3rd	06:14	UNC	Ruggles 40 yd field goal 10-58 3:12 UM 13 - UNC 20
	02:58	UM	Harris 4 yd run (Baxa kick blocked) 7-75 3:16; UM 19 - UNC 20
4th	04:38	UM	Mallory 11 yd pass from Williams (pass failed) 8-68 4:08; UM 25 - UNC 20
	01:01	UNC	Newsome 10 yd pass from Howell (Carter rush) 9-75 3:37; UM 25 - UNC 28

	UM	UNC
FIRST DOWNS	27	22
RUSHES-YARDS (NET)	37-169	36-97
PASSING YDS (NET)	309	292
Passes Comp-Att-Int	30-39-0	17-25-0
TOTAL OFFENSE PLAYS-YARDS	76-488	61-389
Fumble Returns-Yards	2-0	1-0
Punt Returns-Yards	0-0-0	1-0-0
Kickoff Returns-Yards	1-15-0	0-0-0
Interception Returns-Yards	0-0-0	0-0-0
Punts (Number-Avg)	3-45.0	4-27.5
Fumbles-Lost	2-0	1-0
Penalties-Yards	7-57	1-5
Possession Time	35:23	24:37
Third-Down Conversions	3 of 11	2 of 10
Fourth-Down Conversions	0 of 1	1 of 1
Red-Zone Scores-Chances	4-6	4-4
Sacks By: Number-Yards	4-24	4-20

RUSHING: Miami: Dallas 14-107; Harris 10-60; Osborn 1-5; Thomas 1-5; Williams 10-3; Pope 1-1; North Carolina: 10-76; Carter 11-30; Williams 2-5; Groves 1--2; TEAM 1--3; Howell 11--9

PASSING: Miami: Williams 30-39-0-309; North Carolina: Howell 16-24-0-274; Brown 1-1-0-18

RECEIVING: Miami: Osborn 7-76; Thomas 7-51; Jordan 6-73; Harley 5-79; Mallory 1-11; Pope 1-8; Irvin II 1-8; Wiggins 1-3; Dallas 1-0; North Carolina: Brown 4-80; Groves 3-41; Corrales 3-33; Newsome 2-46; Carter 2-19; Green 1-39; Howell 1-18; Tucker 1-16

GAME 3 | SEPT. 14 | MIAMI GARDENS, FLA.

BETHUNE-COOKMAN	0
MIAMI	63

Score by Quarters	1	2	3	4	Score
Bethune-Cookman (1-1)	0	0	0	0	0
Miami (1-2)	7	21	14	21	63

Scoring Summary

1st	10:54	UM	Dallas 1 yd run (Baxa kick)
			4-33 1:54; BCU 0 - UM 7
2nd	11:25	UM	Dallas 51 yd run (Baxa kick)
			2-57 0:44; BCU 0 - UM 14
	00:57	UM	Dallas 1 yd run (Baxa kick)
			7-45 3:31; BCU 0 - UM 21
	00:03	UM	Osborn 22 yd pass from Williams (Baxa kick)
			2-43 0:13; BCU 0 - UM 28
3rd	10:35	UM	Harley 32 yd pass from Williams (Baxa kick)
			5-65 2:33; BCU 0 - UM 35
	04:36	UM	Hodges 1 yd pass from Williams (Baxa kick)
			7-40 4:11; BCU 0 - UM 42
4th	14:55	UM	Harris 1 yd run (Baxa kick)
			8-54 2:50; BCU 0 - UM 49
	08:21	UM	Hodges 2 yd pass from Perry (Price kick)
			9-57 4:53; BCU 0 - UM 56
	02:42	UM	Murphy 2 yd run (Price kick)
			6-46 3:57; BCU 0 - UM 63

	B-CU	UM
FIRST DOWNS	4	26
RUSHES-YARDS (NET)	25-61	37-257
PASSING YDS (NET)	76	333
Passes Comp-Att-Int	11-23-0	26-34-0
TOTAL OFFENSE PLAYS-YARDS	48-137	71-590
Fumble Returns-Yards	0-0-0	0-0-0
Punt Returns-Yards	0-0-0	3-4-0
Kickoff Returns-Yards	6-103-0	1-37-0
Interception Returns-Yards	0-0-0	0-0-0
Punts (Number-Avg)	11-34.3	2-43.5
Fumbles-Lost	1-1	0-0
Penalties-Yards	9-65	5-45
Possession Time	24:24	35:36
Third-Down Conversions	3 of 15	4 of 9
Fourth-Down Conversions	0 of 0	1 of 2
Red-Zone Scores-Chances	0-1	6-8
Sacks By: Number-Yards	0-0	2-10

RUSHING: Bethune: Thompson 5-29; Washington 7-16; Williams 6-10; Robinson 1-7; Gear 2-2; Wilson 3-0; Black 1--3; Miami: Dallas 12-108; Wiggins 1-33; Burns 5-32; Harris 10-30; Pope 1-21; Murphy 4-17; Payton 1-7; Thomas 1-6; Martell 1-3; Perry 1-0

PASSING: Bethune: Williams 9-18-0-42; Smith 1-3-0-29; Black 1-2-0-5; Miami: Williams 19-24-0-254; Perry 7-10-0-79

RECEIVING: Bethune: Spain 3-17; Wilson 2-10; Washington 2--4; Jackson 1-29; Robinson 1-17; Thomas 1-9; Mallar 1--2; Miami: Hightower 5-51; Osborn 4-58; Pope 3-92; Harley 3-49; Thomas 3-24; Harris 2-17; Hodges 2-3; Jordan 2-2; Payton 1-23; Wiggins 1-14

GAME 4 | SEPT. 21 | MIAMI GARDENS, FLA.

CENTRAL MICHIGAN	12
MIAMI	17

Score by Quarters	1	2	3	4	Score
Central Michigan (2-2)	0	2	3	7	12
Miami (2-2)	3	0	7	7	17

Scoring Summary

1st	08:32	UM	Dallas 1 yd run (Baxa kick)
			8-85 4:08; CMU 0 - UM 7
2nd	11:06	CMU	TEAM safety
			CMU 2 - UM 7
3rd	10:45	UM	Osborn 6 yd pass from Williams (Baxa kick)
			8-75 4:15; CMU 2 - UM 14
	01:27	CMU	Tice 55 yd field goal 4-3 1:17
			CMU 5 - UM 14
4th	11:41	UM	Baxa 22 yd field goal 9-73 4:46
			CMU 5 - UM 17
	03:16	CMU	Moore 1 yd run (Tice kick)
			17-55 8:25; CMU 12 - UM 17

	CMU	UM
FIRST DOWNS	21	16
RUSHES-YARDS (NET)	31	51
PASSING YDS (NET)	217	250
Passes Comp-Att-Int	23-51-1	17-24-0
TOTAL OFFENSE PLAYS-YARDS	78-248	58-301
Fumbles: Number-Lost	2-2	2-1
Punt Returns-Yards-TDs	3-16-0	1-16-0
Kickoff Returns-Yards-TDs	2-70-0	1-21-0
Interception Returns-Yards-TDs	0-0-0	1-0-0
Punts (Number-Avg)	6-39.8	5-41.6
Penalties-Yards	9-60	13-93
Possession Time	32:46	27:14
Third-Down Conversions	6 of 18	1 of 10
Fourth-Down Conversions	2 of 2	1 of 2
Red-Zone Scores-Chances	1-1	3-3
Sacks By: Number-Yards	4-30	4-37

RUSHING: CMU: Lewis 15-45; Nichols 5-5; Moore 7--19; Miami: Dallas 14-34; Harris 9-20; Harley 1-5; Thomas 2-5; TEAM 1--2; Wiggins 1--2; Williams 6--9

PASSING: CMU: Moore 23-50-1-217; Miami: Williams 17-24-0-250

RECEIVING: CMU: Pimpleton 11-73; Lewis 4-22; Scott 3-69; Sullivan 3-39; Poljan 1-13; Raimann 1-1; Miami: Jordan 3-70; Hightower 3-37; Thomas 3-29; Mallory 2-59; Harley 2-24; Harris 2-6; Dallas 1-19; Osborn 1-6



GAME 5 | OCT. 5 | MIAMI GARDENS, FLA.

VIRGINIA TECH	42
MIAMI	35

Score by Quarters	1	2	3	4	Score
Virginia Tech (3-2, 1-2)	21	7	0	14	42
Miami (2-3, 0-2)	0	7	7	21	35

Scoring Summary

1st	09:48	VT	Hooker 12 yd run (Johnson kick)
			8-48 3:54; VT 7 - UM 0
	03:19	VT	Keene 20 yd pass from Hooker (Johnson kick)
			2-23 0:36; VT 14 - UM 0
	02:16	VT	Mitchell 1 yd run (Johnson kick)
			4-20 0:54; VT 21 - UM 0
2nd	09:30	VT	Keene 17 yd pass from Hooker (Johnson kick)
			12-80 6:02; VT 28 - UM 0
	00:00	UM	Pope 38 yd pass from Perry (Baxa kick)
			5-84 0:53; VT 28 - UM 7
3rd	09:38	UM	Jordan 6 yd pass from Perry (Baxa kick)
			8-88 3:33; VT 28 - UM 14
4th	12:43	VT	Keene 5 yd pass from Hooker (Johnson kick)
			4-80 1:35; VT 35 - UM 14
	07:03	UM	Thomas 13 yd pass from Perry (Baxa kick)
			10-65 5:40; VT 35 - UM 21
	04:55	UM	Thomas 25 yd pass from Perry (Dallas rush)
			6-61 1:12; VT 35 - UM 29
	03:16	UM	Dallas 62 yd run (Baxa kick failed)
			2-69 0:50; VT 35 - UM 35
	01:03	VT	McClease 3 yd run (Johnson kick)
			5-63 2:13; VT 42 - UM 35

	VT	UM
FIRST DOWNS	17	27
RUSHES-YARDS (NET)	43-153	23-94
PASSING YDS (NET)	184	469
Passes Comp-Att-Int	10-20-0	32-55-4
TOTAL OFFENSE PLAYS-YARDS	63-337	78-563
Fumbles: Number-Lost	0-0	2-1
Punt Returns-Yards-TDs	1-3-0	1-29-0
Kickoff Returns-Yards-TDs	2-28-0	1-22-0
Interception Returns-Yards-TDs	4-24-0	0-0-0
Punts (Number-Avg)	7-50.4	3-48.7
Penalties-Yards	5-50	11-90
Possession Time	28:45	31:15
Third-Down Conversions	9 of 16	7 of 15
Fourth-Down Conversions	0 of 0	2 of 3
Red-Zone Scores-Chances	6-6	2-4
Sacks By: Number-Yards	7-52	2-13

RUSHING: VT: Hooker 16-76; McClease 14-57; King 12-19; Mitchell 1-1; Miami: Dallas 6-66; Harris 2-19; Harley 2-18; Thomas 1-8; Murphy 1-1; Williams 2--2; Perry 9--16

PASSING: VT: Hooker 10-20-0-184; Miami: Perry 28-47-1-422; Williams 4-7-3-47

RECEIVING: VT: Keene 5-73; Mitchell 3-75; Hazelton 1-29; Robinson 1-7; Miami: Jordan 7-136; Thomas 6-124; Harley 5-36; Wiggins 4-64; Osborn 3-44; Dallas 3-12; Pope 2-45; Harris 1-6; Parrott 1-2

GAME 6 | OCT. 11 | MIAMI GARDENS, FLA.

#19/#20 VIRGINIA	9
MIAMI	17

Score by Quarters	1	2	3	4	Score
Virginia (4-2, 2-1)	0	3	0	6	9
Miami (3-3, 1-2)	7	0	0	10	17

Scoring Summary

1st	08:55	UM	Dallas 17 yd pass from Perry (Davidson kick)
			11-78 6:05; VA 0 - UM 7
2nd	00:00	VA	Delaney 25 yd field goal
			9-57 1:33; VA 3 - UM 7
4th	14:28	VA	Delaney 21 yd field goal
			12-64 6:35; VA 6 - UM 7
	10:06	UM	Davidson 19 yd field goal
			9-72 4:22; VA 6 - UM 10
	07:39	VA	Delaney 44 yd field goal
			7-0 2:27; VA 9 - UM 10
	02:31	UM	Perry 3 yd run (Davidson kick)
			10-75 5:08; VA 9 - UM 17

	VA	UM
FIRST DOWNS	21	14
RUSHES-YARDS (NET)	31-74	25-83
PASSING YDS (NET)	252	182
Passes Comp-Att-Int	25-42-0	16-27-0
TOTAL OFFENSE PLAYS-YARDS	73-326	52-265
Fumbles: Number-Lost	2-1	0-0
Punt Returns-Yards-TDs	3-18-0	0-0-0
Kickoff Returns-Yards-TDs	3-112-0	1-21-0
Interception Returns-Yards-TDs	0-0-0	0-0-0
Punts (Number-Avg)	3-44.3	6-45.8
Penalties-Yards	3-20	4-24
Possession Time	34:19	25:41
Third-Down Conversions	10 of 19	2 of 10
Fourth-Down Conversions	0 of 1	1 of 1
Red-Zone Scores-Chances	3-3	3-3
Sacks By: Number-Yards	3-13	5-28

RUSHING: VA: Perkins 17-27; Taulapapa 8-27; Kier 3-14; Hol-lins 2-7; Atkins 1--1; Miami: Dallas 13-63; Perry 9-18; Harris 2-2; Jordan 1-0

PASSING: VA: Perkins 25-42-0-252; Miami: Perry 16-27-0-182

RECEIVING: VA: Dubois 7-93; Jana 5-47; Reed 5-33; Kelly 2-35; Kempy 2-20; Cowley 2-8; Brissett 1-15; Atkison 1-1; Miami: Osborn 4-60; Harley 3-16; Thomas 3-14; Jordan 2-48; Pope 2-30; Dallas 2-14

GAME 7 | OCT. 19 | MIAMI GARDENS, FLA.

GEORGIA TECH	28
MIAMI	21

Score by Quarters	1	2	3	4	OT	Score
Georgia Tech (2-5, 1-3)	14	7	0	0	7	28
Miami (3-4, 1-3)	14	7	0	0	0	21

Scoring Summary

1st	12:35	GT	Griffin 0 yd fumble recovery (King kick) GT 7 - UM 0
	06:17	UM	Perry 1 yd run (Davidson kick) 11-64 6:18; GT 7 - UM 7
	04:04	UM	Osborn 13 yd pass from Perry (Davidson kick) 1-13 0:05; GT 7 - UM 14
1st	00:10	GT	Cottrell 41 yd pass from Harvin (King kick) 7-75 3:54; GT 14 - UM 14
2nd	10:37	UM	Harris 19 yd pass from Perry (Davidson kick) 4-32 1:29; GT 14 - UM 21
	00:53	GT	Brown 35 yd pass from Graham (King kick) 6-80 3:22; GT 21 - UM 21
OT	15:00	GT	Mason 1 yd run (King kick) GT 28 - UM 21

	GT	UM
FIRST DOWNS	18	21
RUSHES-YARDS (NET)	45-207	32-157
PASSING YDS (NET)	138	200
Passes Comp-Att-Int	10-19-0	17-31-0
TOTAL OFFENSE PLAYS-YARDS	64-345	63-357
Fumbles: Number-Lost	1-1	1-1
Punt Returns-Yards-TDs	0-0-0	2-68-0
Kickoff Returns-Yards-TDs	1-8-0	2-29-0
Interception Returns-Yards-TDs	0-0-0	0-0-0
Punts (Number-Avg)	6-45.5	3-43.3
Penalties-Yards	9-82	4-25
Possession Time	31:58	28:02
Third-Down Conversions	6 of 14	5 of 13
Fourth-Down Conversions	2 of 2	0 of 1
Red-Zone Scores-Chances	0-1	3-7
Sacks By: Number-Yards	3-26	3-17

RUSHING: GT: Mason 20-141; Graham 12-23; Howard, Jr. 5-22; Griffin 8-21; Miami: Harris 18-136; Perry 7-15; Dallas 3-14; Osborn 2-4; Harley 1-1; Williams 1-11

PASSING: GT: Graham 9-18-0-97; Miami: Perry 16-28-0-188; Williams 1-3-0-12

RECEIVING: GT: Brown 3-41; Sanders 2-30; Oliver 2-11; Cottrell 1-41; Deveney 1-10; Griffin 1-5; Miami: Harley 4-50; Osborn 4-39; Harris 3-31; Jordan 3-21; Wiggins 2-62; Pope 1-3

GAME 8 | OCT. 26 | PITTSBURGH, PA.

MIAMI	16
PITTSBURGH	12

Score by Quarters	1	2	3	4	Score
Miami (4-4, 2-3)	3	7	0	6	16
Pittsburgh (5-3, 2-2)	3	3	3	3	12

Scoring Summary

1st	11:15	UP	Kessman 54 yd field goal 9-47 3:45; UM 0 - UP 3
	05:26	UM	Price 22 yd field goal 8-30 3:05; UM 3 - UP 3
2nd	12:00	UM	Harris 1 yd run (Price kick) 4-17 2:09; UM 10 - UP 3
	02:39	UP	Kessman 25 yd field goal 10-80 4:17; UM 10 - UP 6
3rd	12:14	UP	Kessman 29 yd field goal 4-6 1:38; UM 10 - UP 9
4th	07:19	UP	Kessman 29 yd field goal 14-64 8:14; UM 10 - UP 12
	00:58	UM	Osborn 32 yd pass from Williams (2pt failed) 9-62 3:03; UM 16 - UP 12

	UM	UP
FIRST DOWNS	12	17
RUSHES-YARDS (NET)	27-54	42-176
PASSING YDS (NET)	154	146
Passes Comp-Att-Int	14-32-1	18-32-2
TOTAL OFFENSE PLAYS-YARDS	59-208	74-322
Fumbles: Number-Lost	2-0	2-1
Punt Returns-Yards-TDs	0-0-0	3-1-0
Kickoff Returns-Yards-TDs	1-27-0	1-13-0
Interception Returns-Yards-TDs	2-28-0	1-12-0
Punts (Number-Avg)	7-45.9	4-38.0
Penalties-Yards	3-35	7-55
Possession Time	26:38	33:22
Third-Down Conversions	2 of 13	9 of 20
Fourth-Down Conversions	1 of 2	0 of 1
Red-Zone Scores-Chances	2-3	3-3
Sacks By: Number-Yards	4-23	2-12

RUSHING: Miami: Harris 16-60; Williams 1-8; Burns 1-4; Pope 1-3; Wiggins 1-1; TM 3-8; Perry 4-12; UP: Sibley, Jr. 4-54; Carter 11-47; Davis 15-45; Pickett 9-21; Jacques-Louis 2-11; TM 1-2

PASSING: Miami: Perry 10-24-1-104; Williams: 4-8-0-50; UP: Pickett: 18-32-2-146

RECEIVING: Miami: Osborn 6-94; Harley 4-31; Wiggins 1-12; Jordan 1-9; Harris 1-4; Pope 1-4; UP: Ffrench 8-47; Davis 4-24; Mack 3-18; Carter 2-46; Gragg 1-11

GAME 9 | NOV. 3 | TALLAHASSEE, FLA.

MIAMI	27
FLORIDA STATE	10

Score by Quarters	1	2	3	4	Score
Miami (5-4, 3-5)	7	10	0	10	27
Florida State (4-5, 3-4)	0	3	7	0	10

Scoring Summary

1st	09:10	UM	Thomas 39 yd pass from Williams (Price kick)
			5-80 1:51; UM 7 - FS 0
2nd	10:15	FS	Aguiayo 37 yd field goal
			17-54 6:48; UM 7 - FS 3
	03:58	UM	Dallas 6 yd run (Price kick)
			4-46 2:03; UM 14 - FS 3
	00:00	UM	Price 29 yd field goal
			10-33 2:28; UM 17 - FS 3
3rd	10:31	FS	Akers 18 yd pass from Hornbrook (Aguiayo kick)
			6-62 1:39; UM 17 - FS 10
4th	12:05	UM	Wiggins 56 yd pass from Williams (Price kick)
			1-56 0:09; UM 24 - FS 10
	06:27	UM	Price 32 yd field goal
			8-43 3:42; UM 27 - FS 10

	UM	FS
FIRST DOWNS	13	15
RUSHES-YARDS (NET)	24-40	41-31
PASSING YDS (NET)	313	172
Passes Comp-Att-Int	21-37-0	20-28-2
TOTAL OFFENSE PLAYS-YARDS	61-353	69-203
Fumbles: Number-Lost	1-1	1-0
Punt Returns-Yards-TDs	3-44-0	1-7-0
Kickoff Returns-Yards-TDs	1-13-0	1-23-0
Interception Returns-Yards-TDs	2-26-0	0-0-0
Punts (Number-Avg)	5-45.8	8-35.4
Penalties-Yards	6-65	10-75
Possession Time	28:24	31:36
Third-Down Conversions	3 of 15	5 of 17
Fourth-Down Conversions	2 of 3	0 of 2
Red-Zone Scores-Chances	3-4	2-2
Sacks By: Number-Yards	9-666	2-15

RUSHING: Miami: Dallas 18-61; Harris 2--5; Williams 4--16; FSU: Akers 22-66; Laborn 4-9; Blackman 2-8; Matthews 1-6; Harrison 1-6; TM 1--13; Hornbrook 10--51

PASSING: Miami: Williams 21-37-0-313; FSU: Hornbrook 17-24-1-135; Blackman 1-2-1-13; Akers 2-2-0-24

RECEIVING: Miami: Jordan 6-48; Thomas 4-84; Wiggins 4-74; Osborn 3-21; Dallas 2-44; Harley 1-34; Pope 1-8; FSU: Terry 4-40; Matthews 4-24; Nabers 3-40; Akers 3-23; Gavin 2-19; McKitty 2-11; Laborn 1-9; Hornbrook 1-6

GAME 10 | NOV. 9 | MIAMI GARDENS, FLA.

LOUISVILLE	27
MIAMI	52

Score by Quarters	1	2	3	4	Score
Louisville (5-4, 3-3)	7	7	7	6	27
Miami (6-4, 4-3)	21	14	17	0	52

Scoring Summary

1st	09:32	UM	Dallas 5 yd run (Price kick)
			7-92 2:55; UL 0 - UM 7
	07:04	UL	Atwell 80 yd pass from Cunningham
			(Chalifoux kick) 5-87 2:28; UL 7 - UM 7
	06:49	UM	Wiggins 67 yd pass from Williams (Price kick)
			1-67 0:15; UL 7 - UM 14
	04:49	UM	Dallas 14 yd pass from Williams (Price kick)
			1-14 0:10; UL 7 - UM 21
2nd	14:21	UL	Pfeifer 6 yd pass from Cunningham
			(Chalifoux kick) 10-80 5:28; UL 14 - UM 21
	11:04	UM	Wiggins 10 yd pass from Williams (Price kick)
			6-79 3:17; UL 14 - UM 28
	03:27	UM	Mallory 17 yd pass from Williams (Price kick)
			7-32 2:59; UL 14 - UM 35
3rd	11:37	UM	Harley 31 yd pass from Williams (Price kick)
			6-66 3:23; UL 14 - UM 42
	10:20	UL	Cunningham 1 yd run (Chalifoux kick)
			3-70 1:17; UL 21 - UM 42
	06:59	UM	Harley 28 yd pass from Williams (Price kick)
			3-23 0:57; UL 21 - UM 49
	00:32	UM	Price 24 yd field goal
			9-60 4:38; UL 21 - UM 52
4th	07:42	UL	Hall 58 yd run (Chalifoux kick failed)
			6-86 3:16; UL 27 - UM 52

	UL	UM
FIRST DOWNS	18	21
RUSHES-YARDS (NET)	35-168	32-197
PASSING YDS (NET)	328	252
Passes Comp-Att-Int	18-29-2	16-23-0
TOTAL OFFENSE PLAYS-YARDS	64-496	55-449
Fumbles: Number-Lost	2-1	0-0
Punt Returns-Yards-TDs	2-2-0	2-36-0
Kickoff Returns-Yards-TDs	5-133-0	5-104-0
Interception Returns-Yards-TDs	0-0-0	2-7-0
Punts (Number-Avg)	5-33.6	4-46.2
Penalties-Yards	14-121	5-55
Possession Time	33:02	26:58
Third-Down Conversions	5 of 14	5 of 10
Fourth-Down Conversions	3 of 4	0 of 0
Red-Zone Scores-Chances	2-5	5-5
Sacks By: Number-Yards	1-14	3-19

RUSHING: UL: Hawkins 15-91; Hall 6-79; Conley 3-10; Atwell 1--4; Cunningham 10--8; Miami: Dallas 15-96; Harris 8-78; Williams 7-23; Thomas 1-1; TM 1--1

PASSING: UL: Cunningham 12-18-1-219; Conley 6-11-109-1; Miami: Williams 15-22-0-253; Perry 1-1-0--1

RECEIVING: UL: Atwell 6-152; Wakefield 3-40; Ford 3-25; Hawkins 1-40; Dawkins 1-36; Marshall 1-20; Hall 1-10; Fitzpatrick 1-9; Pfeifer 1-6; Miami: Harley 6-116; Wiggins 3-85; Osborn 3-5; Mallory 1-17; Dallas 1-14; Harris 1-12; Thomas 1-3

GAME 11 | NOV. 23 | MIAMI, FLA.

MIAMI	24
FIU	30

Score by Quarters	1	2	3	4	Score
Miami (6-5)	0	0	3	21	24
FIU (6-5)	10	3	3	14	30

Scoring Summary

1st	10:08	FIU	Borregales 29 yd field goal 4-6 2:06; UM 0 - FIU 3
	04:59	FIU	Thornton 29 yd pass from Morgan (Borregales kick) 11-80 4:11; UM 0 - FIU 10
2nd	00:02	FIU	Borregales 50 yd field goal 9-49 3:07; UM 0 - FIU 13
3rd	09:02	FIU	Borregales 53 yd field goal 4--8 2:15; UM 0 - FIU 16
	01:52	UM	Price 22 yd field goal 11-70 7:10; UM 3 - FIU 16
4th	11:04	FIU	Gaiter 13 yd pass from Morgan (Borregales kick) 6-89 3:06; UM 3 - FIU 23
	08:07	UM	Harris 14 yd run (Price kick) 9-69 2:58; UM 10 - FIU 23
	03:10	UM	Pope 35 yd pass from Williams (Price kick); 7-75 1:29; UM 17 - FIU 23
	02:17	FIU	Jones 37 yd run (Borregales kick) 2-42 0:53; UM 17 - FIU 30
	00:31	UM	Wiggins 3 yd pass from Williams (Price kick) 9-63 1:46; UM 24 - FIU 30

	UM	FIU
FIRST DOWNS	26	17
RUSHES-YARDS (NET)	31-164	29-137
PASSING YDS (NET)	249	160
Passes Comp-Att-Int	19-36-3	16-30-0
TOTAL OFFENSE PLAYS-YARDS	67-413	59-297
Fumbles: Number-Lost	2-0	1-0
Punt Returns-Yards-TDs	1-2-0	1-19-0
Kickoff Returns-Yards-TDs	4-76-0	1-24-0
Interception Returns-Yards-TDs	0-0-0	3-51-0
Punts (Number-Avg)	3-52.0	6-40.2
Penalties-Yards	6-65	14-144
Possession Time	29:47	30:13
Third-Down Conversions	1 of 10	6 of 14
Fourth-Down Conversions	3 of 5	0 of 0
Red-Zone Scores-Chances	3-5	2-2
Sacks By: Number-Yards	0-0	2-12

RUSHING: UM: Harris 11-86; Dallas 9-50; Burns 4-31; Williams 6-13; TM 1-3; FIU: Jones 16-112; Maxwell 7-35; Joseph 2-6; Wiggins 1-1; TM 1-2; Morgan 2-13

PASSING: UM: Williams 16-36-3-249; FIU: Morgan 16-30-0-160

RECEIVING: UM: Mallory 4-71; Osborn 3-25; Wiggins 3-9; Pope 2-49; Harris 2-29; Thomas 2-22; Harley 2-19; Irvin II 1-25; FIU: Gaiter 6-82; Thornton 6-70; Jones 1-5; Maxwell 1-2; Price 1-1; Scott 1-0

GAME 12 | NOV. 30 | DURHAM, N.C.

MIAMI	17
DUKE	27

Score by Quarters	1	2	3	4	Score
Miami (6-6, 4-4 ACC)	0	14	3	0	17
Duke (5-7, 3-5 ACC)	3	10	0	14	27

Scoring Summary

1st	03:06	DU	Reed 40 yd field goal 8-40 2:06; UM 0 - DU 3
2nd	14:52	UM	Harris 8 yd run (Price kick) 7-70 3:08; UM 7 - DU 3
	12:52	DU	Harris 24 yd run (Reed kick) 7-48 1:48; UM 7 - DU 10
	07:18	DU	Reed 36 yd field goal 8-61 2:09; UM 7 - DU 13
	02:26	UM	Burns 15 yd pass from Williams (Price kick) 11-76 4:48; UM 14 - DU 13
3rd	06:05	UM	Price 27 yd field goal 4-41 1:59; UM 17 - DU 13
4th	09:37	DU	Jackson 2 yd run (Reed kick) 6-40 1:49; UM 17 - DU 20
	06:55	DU	Calhoun 49 yd pass from Harris (Reed kick) 4-70 1:34; UM 17 - DU 27

	UM	DU
FIRST DOWNS	15	14
RUSHES-YARDS (NET)	41-98	48-131
PASSING YDS (NET)	161	156
Passes Comp-Att-Int	13-35-0	10-25-0
TOTAL OFFENSE PLAYS-YARDS	76-259	73-287
Fumbles: Number-Lost	3-1	1-1
Punt Returns-Yards-TDs	4-54-0	2-9-0
Kickoff Returns-Yards-TDs	5-98-0	4-112-0
Interception Returns-Yards-TDs	0-0-0	0-0-0
Punts (Number-Avg)	11-37.4	8-50.1
Penalties-Yards	6-45	3-40
Possession Time	33:19	26:41
Third-Down Conversions	4 of 19	6 of 19
Fourth-Down Conversions	2 of 3	0 of 0
Red-Zone Scores-Chances	3-3	2-2
Sacks By: Number-Yards	6-21	9-50

RUSHING: UM: Burns 18-48; Harris 8-44; Hedley 1-21; Perry 5-20; Williams 9-35; Duke: Durant 7-59; Harris 23-49; Jackson 14-44; TM 4--21

PASSING: UM: Williams 11-26-0-142; Perry 2-9-0-19; Duke: Harris 10-24-0-156; Bobo 0-1-0-0

RECEIVING: UM: Mallory 4-93; Osborn 3-22; Burns 2-21; Harley 2-19; Pope 1-6; Harris 1-0; Duke: Calhoun 3-82; Young 2-35; Harding 2-23; Gray 2-11; Bracey 1-5



GAME 13 | DEC. 26 | SHREVEPORT, LA.

LOUISIANA TECH	14
MIAMI	0

Score by Quarters	1	2	3	4	Score
Louisiana Tech (10-3)	0	7	0	7	14
Miami (6-7)	0	0	0	0	0

Scoring Summary

2nd	09:34	LT	Tucker 26 yd pass from Smith (Hale kick)
			13-91 5:18; LT 7 - UM 0
4th	01:15	LT	Smith 8 yd run (Hale kick)
			5-56 2:07; LT 14 - UM 0

	LT	UM
FIRST DOWNS	18	15
RUSHES-YARDS (NET)	40-174	28-74
PASSING YDS (NET)	163	153
Passes Comp-Att-Int	13-28-1	15-34-2
TOTAL OFFENSE PLAYS-YARDS	68-337	62-227
Fumbles: Number-Lost	2-0	1-1
Punt Returns-Yards-TDs	4-38-0	3-47-0
Kickoff Returns-Yards-TDs	0-0-0	1-16-0
Interception Returns-Yards-TDs	2-7-0	1-34-0
Punts (Number-Avg)	9-42.2	9-41.2
Penalties-Yards	5-49	7-65
Possession Time	31:26	28:34
Third-Down Conversions	6 of 16	5 of 14
Fourth-Down Conversions	0 of 0	0 of 0
Red-Zone Scores-Chances	1-2	0-0
Sacks By: Number-Yards	4-12	3-19

RUSHING: LT: Henderson 22-95; Smith 10-34; Harris 2-18; Toussant 1-14; Tucker 5-13; UM: Harris 12-31; Perry 3-19; Williams 6-14; Martell 5-5; Osborn 1-4; Burns 1-1

PASSING: LT: Smith 13-28-1-163; UM: Williams 9-20-1-94; Perry 5-13-1-52; Martell 1-1-0-7

RECEIVING: LT: Stanley 3-75; Henderson 3-4; Hebert 2-26; Graham 2-15; Tucker 1-26; Hardy 1-9; Holly 1-8; UM: Osborn 5-56; Mallory 4-42; Pope 3-23; Wiggins 1-12; Parrott 1-11; Harris 1-9



2019 FINAL STATISTICS

(OVERALL: 6-7, ACC: 4-4, HOME: 4-2, AWAY: 2-2, NEUTRAL: 0-3)

Date	Opponent		Score	Overall	Conference	Time	Attend
Aug 24, 2019	vs #8 Florida	L	20-24	0-1	0-0	3:37	66543
* Sep 07, 2019	at North Carolina	L	25-28	0-2	0-1	3:18	50500
Sep 14, 2019	BETHUNE-COOKMAN	W	63-0	1-2	0-1	3:16	52036
Sep 21, 2019	CENTRAL MICHIGAN	W	17-12	2-2	0-1	3:29	49997
* Oct 05, 2019	VIRGINIA TECH	L	35-42	2-3	0-2	3:59	53183
* Oct 11, 2019	#19 VIRGINIA	W	17-9	3-3	1-2	3:16	54538
* Oct 19, 2019	GEORGIA TECH	Lo	21-28	3-4	1-3	3:40	54106
* Nov 26, 2019	at Pitt	W	16-12	4-4	2-3	3:14	47918
* Nov 02, 2019	at Florida State	W	27-10	5-4	3-3	3:22	63995
* Nov 09, 2019	LOUISVILLE	W	52-27	6-4	4-3	3:23	53111
Nov 23, 2019	vs FIU	L	24-30	6-5	4-3	-	27339
* Nov 30, 2019	at Duke	L	17-27	6-6	4-4	3:38	15913
Dec 26, 2019	vs Louisiana Tech	L	0-14	6-7	4-4	3:30	33129



2019 FINAL STATISTICS

(OVERALL: 6-7, ACC: 4-4, HOME: 4-2, AWAY: 2-2, NEUTRAL: 0-3)

Team Statistics	UM	OPP
SCORING	334	263
Points Per Game	25.7	20.2
Points Off Turnovers	27	51
FIRST DOWNS	253	219
Rushing	81	83
Passing	145	106
Penalty	27	30
RUSHING YARDAGE	1535	1490
Yards gained rushing	1930	1984
Yards lost rushing	395	494
Rushing Attempts	407	470
Average Per Rush	3.8	3.2
Average Per Game	118.1	114.6
TDs Rushing	16	13
PASSING YARDAGE	3239	2538
Comp-Att-Int	255-437-10	208-379-10
Average Per Pass	7.4	6.7
Average Per Catch	12.7	12.2
Average Per Game	249.2	195.2
TDs Passing	27	16
TOTAL OFFENSE	4774	4028
Total Plays	844	849
Average Per Play	5.7	4.7
Average Per Game	367.2	309.8
KICK RETURNS: #-Yards	25-511	28-670
PUNT RETURNS: #-Yards	21-299	24-132
INT RETURNS: #-Yards	10-136	10-94
KICK RETURN AVERAGE	20.4	23.9
PUNT RETURN AVERAGE	14.2	5.5
INT RETURN AVERAGE	13.6	9.4
FUMBLES-LOST	19-7	18-10
PENALTIES-Yards	91-782	98-866
Average Per Game	60.2	66.6
PUNTS-Yards	65-2824	80-3244
Average Per Punt	43.4	40.5
Net punt average	40.2	35.3
KICKOFFS-Yards	65-4134	58-3570
Average Per Kick	63.6	61.6
Net kick average	39.4	39.8
TIME OF POSSESSION/Game	30:14	29:46
3RD-DOWN Conversions	44/162	75/202
3rd-Down Pct	27%	37%
4TH-DOWN Conversions	13/25	12/17
4th-Down Pct	52%	71%
SACKS BY-Yards	46-286	51-316
MISC YARDS	1	0
TOUCHDOWNS SCORED	43	30
FIELD GOALS-ATTEMPTS	12-20	17-21
ON-SIDE KICKS	0-2	0-0
RED-ZONE SCORES	(39-54) 72%	(29-36) 81%
RED-ZONE TOUCHDOWNS	(29-54) 54%	(17-36) 47%
PAT-ATTEMPTS	(38-40) 95%	(28-29) 97%
ATTENDANCE	316971	178326
Games/Avg Per Game	6/52828	4/44582
Neutral Site Games		3/42337

Score by Quarters	1st	2nd	3rd	4th	OT	Total
Miami (FL)	72	100	57	105	0	334
Opponents	82	52	36	86	7	263

2026 FINAL STATISTICS

(OVERALL: 6-7, ACC: 4-4, HOME: 4-2, AWAY: 2-2, NEUTRAL: 0-3)

Date	Opponent	Score	Att.
Aug 24, 2019	vs #8 Florida	L 20-24	66543
* Sep 07, 2019	at North Carolina	L 25-28	50500
Sep 14, 2019	BETHUNE-COOKMAN	W 63-0	52036
Sep 21, 2019	CENTRAL MICHIGAN	W 17-12	49997
* Oct 05, 2019	VIRGINIA TECH	L 35-42	53183
* Oct 11, 2019	#19 VIRGINIA	W 17-9	54538
* Oct 19, 2019	GEORGIA TECH	L 21-28	54106
* Nov 26, 2019	at Pitt	W 16-12	47918
* Nov 02, 2019	at Florida State	W 27-10	63995
* Nov 09, 2019	LOUISVILLE	W 52-27	53111
* Nov 23, 2019	vs FIU	L 24-30	27339
* Nov 30, 2019	at Duke	L 17-27	15913
Dec 26, 2019	vs Louisiana Tech	L 0-14	33129

Rushing	gp	att	gain	loss	net	avg	td	lg	avg/g
DeeJay Dallas	10	115	718	25	693	6.0	8	62	69.3
Cam/Ron Harris	13	114	594	18	576	5.1	5	46	44.3
Robert Burns	12	29	117	1	116	4.0	0	21	9.7
N'Kosi Perry	8	38	136	92	44	1.2	2	17	5.5
Jeff Thomas	10	7	46	5	41	5.9	0	16	4.1
Dee Wiggins	12	3	33	3	30	10.0	0	33	2.5
Mark Pope	12	3	24	1	23	7.7	0	21	1.9
Michael Harley	13	4	28	6	22	5.5	0	23	1.7
Louis Hedley	13	1	21	0	21	21.0	0	21	1.6
Jimmy Murphy	13	5	18	0	18	3.6	1	7	1.4
K.J. Osborn	13	5	16	1	15	3.0	0	5	1.2
Jeremiah Payton	4	1	7	0	7	7.0	0	7	1.8
Tate Martell	5	7	12	5	7	1.0	0	6	1.4
Bubba Baxa	13	1	4	0	4	4.0	0	4	0.3
Total	13	407	1930	395	1535	3.8	16	62	118.1
Opponents	13	470	1984	494	1490	3.2	13	58	114.6

Passing	gp	effc	comp-att-int	pct	yds	td	lg	avg/g
Jarren Williams	12	145.44	169-276-7	61.2	2187	19	67	182.2
N'Kosi Perry	8	121.50	85-159-3	53.5	1045	8	51	130.6
TEAM	6	0.00	0-14-0	0.0	0	0	0	0.0
Tate Martell	5	158.80	1-14-0	100.0	7	0	7	1.4
Total	13	136.42	255-437-10	58.4	3239	27	67	249.2
Opponents	13	119.79	208-379-10	54.9	2538	16	80	195.2

Receiving	gp	no.	yds	avg	td	lg	avg/g
K.J. Osborn	13	50	547	10.9	5	32	42.1
Michael Harley	13	38	485	12.8	3	41	37.3
Brevin Jordan	11	35	495	14.1	2	51	45.0
Jeff Thomas	10	31	379	12.2	3	39	37.9
Dee Wiggins	12	20	335	16.8	4	67	27.9
Mark Pope	12	18	266	14.8	2	54	22.2
Will Mallory	13	16	293	18.3	2	38	22.5
Cam/Ron Harris	13	16	118	7.4	1	19	9.1
DeeJay Dallas	10	14	140	10.0	2	42	14.0
Brian Hightower	7	8	88	11.0	0	19	12.6
Michael Irvin II	13	2	33	16.5	0	25	2.5
Robert Burns	12	2	21	10.5	1	15	1.8
Michael Parrott	10	2	13	6.5	0	11	1.3
Larry Hodges	4	2	3	1.5	2	2	0.8
Jeremiah Payton	4	1	23	23.0	0	23	5.8
Total	13	255	3239	12.7	27	67	249.2
Opponents	13	208	2538	12.2	16	80	195.2

Field Goals	fg	pct	01-19	20-29	30-39	40-49	50-59	lg	blk
Bubba Baxa	5-10	50.0	0-0	2-5	1-2	1-2	1-1	50	0
Tanner Davidson	1-3	33.3	1-1	0-1	0-1	0-0	0-0	19	1
Camden Price	6-7	85.7	0-0	5-5	1-2	0-0	0-0	32	0

Scoring	td	fg	kick	rush	rcv	pass	dxp	saf	pts
DeeJay Dallas	10	-	-	1-1	-	-	-	-	62
Cam/Ron Harris	6	-	-	-	-	-	-	-	36
Camden Price	-	6-7	18-18	-	-	-	-	-	36
Bubba Baxa	-	5-10	15-17	-	-	-	-	-	30
K.J. Osborn	5	-	-	-	-	-	-	-	30
Dee Wiggins	4	-	-	-	-	-	-	-	24
Jeff Thomas	3	-	-	-	-	-	-	-	18
Michael Harley	3	-	-	-	-	0-1	-	-	18
Brevin Jordan	2	-	-	-	-	-	-	-	12
Larry Hodges	2	-	-	-	-	-	-	-	12
Will Mallory	2	-	-	-	-	-	-	-	12

Record:	Overall	Home	Away	Neutral
All games	6-7	4-2	2-2	0-3
Conference	4-4	2-2	2-2	0-0
Non-Conference	2-3	2-0	0-0	0-3

Team Statistics	UM	OPP
FIRST DOWNS	253	219
Rushing	81	83
Passing	145	106
Penalty	27	30
RUSHING YARDAGE	1535	1490
Rushing Attempts	407	470
Average Per Rush	3.8	3.2
Average Per Game	118.1	114.6
Tds Rushing	16	13
PASSING YARDAGE	3239	2538
Comp-Att-Int	255-437-10	208-379-10
Average Per Pass	7.4	6.7
Average Per Catch	12.7	12.2
Average Per Game	249.2	195.2
Tds Passing	27	16
TOTAL OFFENSE	4774	4028
Average Per Play	5.7	4.7
Average Per Game	367.2	309.8
KICK RETURNS: #-Yards	25-511	28-670
PUNT RETURNS: #-Yards	21-299	24-132
INT RETURNS: #-Yards	10-136	10-94
FUMBLES-LOST	19-7	18-10
PENALTIES-Yards	91-782	98-866
PUNTS-AVG	65-43.4	80-40.5
TIME OF POSSESSION/Game	30:14	29:46
3RD-DOWN Conversions	44/162	75/202
4TH-DOWN Conversions	13/25	12/17

Interceptions	no.	yds	avg	td	lg
DJ Ivey	3	28	9.3	0	28
Al Blades, Jr.	2	7	3.5	0	7
Gurvan Hall, Jr.	1	26	26.0	0	26
Amari Carter	1	22	22.0	0	22
Gilbert Frierson	1	34	34.0	0	34
Bubba Bolden	1	0	0.0	0	0
Romeo Finley	1	19	19.0	0	19

Punting	no.	yds	avg	lg	tb	fc	120+50	b/k
Louis Hedley	64	2808	43.9	67	4	15	21	16
TEAM	1	16	16.0	16	0	0	0	1

Punt Returns	no.	yds	avg	td	lg
K.J. Osborn	16	255	15.9	0	52
Jeff Thomas	5	44	8.8	0	29
Total	21	299	14.2	0	52
Opponents	24	132	5.5	0	22

Kick Returns	no.	yds	avg	td	lg
Jeff Thomas	12	268	22.3	0	37
K.J. Osborn	10	201	20.1	0	31
DeeJay Dallas	1	13	13.0	0	13
Robert Burns	1	16	16.0	0	16
Michael Harley	1	13	13.0	0	13
Total	25	511	20.4	0	37
Opponents	28	670	23.9	0	72

All Purpose	lg	rush	rcv	pr	kr	lr	total	avg/g
K.J. Osborn	13	15	547	255	201	0	1018	78.3
DeeJay Dallas	10	693	140	0	13	0	846	84.6
Jeff Thomas	10	41	379	44	268	0	732	73.2
Cam/Ron Harris	13	576	118	0	0	0	694	53.4
Michael Harley	13	22	485	0	13	0	520	40.0
Total	13	1535	3239	299	511	136	5720	440.0
Opponents	13	1490	2538	132	670	94	4924	378.8

Total Offense	g	plays	rush	pass	total	avg/g
Jarren Williams	12	343	-68	2187	2119	176.6
N'Kosi Perry	8	197	44	1045	1089	136.1
DeeJay Dallas	10	115	693	0	693	69.3
Cam/Ron Harris	13	114	576	0	576	44.3
Robert Burns	12	29	116	0	116	9.7
Total	13	844	1535	3239	4774	367.2



2019 FINAL STATISTICS

(OVERALL: 6-7, ACC: 4-4, HOME: 4-2, AWAY: 2-2, NEUTRAL: 0-3)

Rushing	gp	att	gain	loss	net	avg	td	lg	avg/g
DeeJay Dallas	10	115	718	25	693	6.0	8	62	69.3
Cam'Ron Harris	13	114	594	18	576	5.1	5	46	44.3
Robert Burns	12	29	117	1	116	4.0	0	21	9.7
N'Kosi Perry	8	38	136	92	44	1.2	2	17	5.5
Jeff Thomas	10	7	46	5	41	5.9	0	16	4.1
Dee Wiggins	12	3	33	3	30	10.0	0	33	2.5
Mark Pope	12	3	24	1	23	7.7	0	21	1.9
Michael Harley	13	4	28	6	22	5.5	0	23	1.7
Louis Hedley	13	1	21	0	21	21.0	0	21	1.6
Jimmy Murphy	13	5	18	0	18	3.6	1	7	1.4
K.J. Osborn	13	5	16	1	15	3.0	0	5	1.2
Jeremiah Payton	4	1	7	0	7	7.0	0	7	1.8
Tate Martell	5	7	12	5	7	1.0	0	6	1.4
Bubba Baxa	13	1	4	0	4	4.0	0	4	0.3
Brevin Jordan	11	1	0	0	0	0.0	0	0	0.0
TEAM	6	6	-1	13	-14	-2.3	0	0	-2.3
Jarren Williams	12	67	157	225	-68	-1.0	0	18	-5.7
Total	13	407	1930	395	1535	3.8	16	62	118.1
Opponents	13	470	1984	494	1490	3.2	13	58	114.6

Passing	gp	effic	comp-att-int	pct	yds	td	lg	avg/g
Jarren Williams	12	145.44	169-276-7	61.2	2187	19	67	182.2
N'Kosi Perry	8	121.50	85-159-3	53.5	1045	8	51	130.6
TEAM	6	0.00	0-1-0	0.0	0	0	0	0.0
Tate Martell	5	158.80	1-1-0	100.0	7	0	7	1.4
Total	13	136.42	255-437-10	58.4	3239	27	67	249.2
Opponents	13	119.79	208-379-10	54.9	2538	16	80	195.2

Receiving	gp	no.	yds	avg	td	lg	avg/g
K.J. Osborn	13	50	547	10.9	5	32	42.1
Michael Harley	13	38	485	12.8	3	41	37.3
Brevin Jordan	11	35	495	14.1	2	51	45.0
Jeff Thomas	10	31	379	12.2	3	39	37.9
Dee Wiggins	12	20	335	16.8	4	67	27.9
Mark Pope	12	18	266	14.8	2	54	22.2
Will Mallory	13	16	293	18.3	2	38	22.5
Cam'Ron Harris	13	16	118	7.4	1	19	9.1
DeeJay Dallas	10	14	140	10.0	2	42	14.0
Brian Hightower	7	8	88	11.0	0	19	12.6
Michael Irvin II	13	2	33	16.5	0	25	2.5
Robert Burns	12	2	21	10.5	1	15	1.8
Michael Parrott	10	2	13	6.5	0	11	1.3
Larry Hodges	4	2	3	1.5	2	2	0.8
Jeremiah Payton	4	1	23	23.0	0	23	5.8
Total	13	255	3239	12.7	27	67	249.2
Opponents	13	208	2538	12.2	16	80	195.2

Punt Returns	no.	yds	avg	td	lg
K.J. Osborn	16	255	15.9	0	52
Jeff Thomas	5	44	8.8	0	29
Total	21	299	14.2	0	52
Opponents	24	132	5.5	0	22

Interceptions	no.	yds	avg	td	lg
DJ Ivey	3	28	9.3	0	28
Al Blades, Jr.	2	7	3.5	0	7
Romeo Finley	1	19	19.0	0	19
Gilbert Frierson	1	34	34.0	0	34
Gurvan Hall, Jr.	1	26	26.0	0	26
Bubba Bolden	1	0	0.0	0	0
Amari Carter	1	22	22.0	0	22
Total	10	136	13.6	0	34
Opponents	10	94	9.4	0	23

Kick Returns	no.	yds	avg	td	lg
Jeff Thomas	12	268	22.3	0	37
K.J. Osborn	10	201	20.1	0	31
Michael Harley	1	13	13.0	0	13
DeeJay Dallas	1	13	13.0	0	13
Robert Burns	1	16	16.0	0	16
Total	25	511	20.4	0	37
Opponents	28	670	23.9	0	72

Fumble Returns	no.	yds	avg	td	lg
Gurvan Hall, Jr.	1	3	3.0	0	3
Total	1	3	3.0	0	3
Opponents	0	0	0.0	1	0



2019 FINAL STATISTICS

(OVERALL: 6-7, ACC: 4-4, HOME: 4-2, AWAY: 2-2, NEUTRAL: 0-3)

Scoring	td	fg	PAT				dpx	saf	pts
			kick	rush	rcv	pass			
DeeJay Dallas	10	-	-	1-1	-	-	-	-	62
Camden Price	-	6-7	18-18	-	-	-	-	-	36
Cam'Ron Harris	6	-	-	-	-	-	-	-	36
Bubba Baxa	-	5-10	15-17	-	-	-	-	-	30
K.J. Osborn	5	-	-	-	-	-	-	-	30
Dee Wiggins	4	-	-	-	-	-	-	-	24
Michael Harley	3	-	-	-	-	0-1	-	-	18
Jeff Thomas	3	-	-	-	-	-	-	-	18
Will Mallory	2	-	-	-	-	-	-	-	12
N'Kosi Perry	2	-	-	-	-	-	-	-	12
Larry Hodges	2	-	-	-	-	-	-	-	12
Brevin Jordan	2	-	-	-	-	-	-	-	12
Mark Pope	2	-	-	-	-	-	-	-	12
Turner Davidson	-	1-3	5-5	-	-	-	-	-	8
Robert Burns	1	-	-	-	-	-	-	-	6
Jimmy Murphy	1	-	-	-	-	-	-	-	6
Jarren Williams	-	-	-	-	-	0-1	-	-	0
Total	43	12-20	38-40	1-1	-	0-2	-	-	334
Opponents	30	17-21	28-29	1-1	-	-	-	1	263

Total Offense	g	plays	rush	pass	total	avg/g
Jarren Williams	12	343	-68	2187	2119	176.6
N'Kosi Perry	8	197	44	1045	1089	136.1
DeeJay Dallas	10	115	693	0	693	69.3
Cam'Ron Harris	13	114	576	0	576	44.3
Robert Burns	12	29	116	0	116	9.7
Jeff Thomas	10	7	41	0	41	4.1
Dee Wiggins	12	3	30	0	30	2.5
Mark Pope	12	3	23	0	23	1.9
Michael Harley	13	4	22	0	22	1.7
Louis Hedley	13	1	21	0	21	1.6
Jimmy Murphy	13	5	18	0	18	1.4
K.J. Osborn	13	5	15	0	15	1.2
Tate Martell	5	8	7	7	14	2.8
Jeremiah Payton	4	1	7	0	7	1.8
Bubba Baxa	13	1	4	0	4	0.3
TEAM	6	7	-14	0	-14	-2.3
Total	13	844	1535	3239	4774	367.2
Opponents	13	849	1490	2538	4028	309.8

Field Goals	fg	pct.	01-19	20-29	30-39	40-49	50-99	lg	blk
Bubba Baxa	5-10	50.0	0-0	2-5	1-2	1-2	1-1	50	0
Turner Davidson	1-3	33.3	1-1	0-1	0-1	0-0	0-0	19	1
Camden Price	6-7	85.7	0-0	5-5	1-2	0-0	0-0	32	0

Punting	no.	yds	avg	lg	tb	fc	ic	20+	blk
Louis Hedley	64	2808	43.9	67	4	15	21	16	0
TEAM	1	16	16.0	16	0	0	0	0	1
Total	65	2824	43.4	67	4	15	21	16	1
Opponents	80	3244	40.5	71	6	26	21	14	1

FG Sequence	Miami (FL)	Opponents
Florida	(36),(42),27	(27)
North Carolina	(50),26,(21),49	(37),(40),49
Bethune-Cookman	30	-
Central Michigan	(22)	54,(55)
Virginia Tech	-	-
Virginia	(19)	38,(25),(21),(44)
Georgia Tech	34,27,25	-
Pitt	(22)	(54),(25),(29),(29)
Florida State	(29),37,(32)	(37)
Louisville	(24)	-
FIU	(22)	(29),(50),(53)
Duke	(27)	46,(40),(36)
Louisiana Tech	-	-

Kickoffs	no.	yds	avg	tb	ob	retn	net	ydn
Bubba Baxa	65	4134	63.6	36	1			
Total	65	4134	63.6	36	1	23.9	39.4	25
Opponents	58	3570	61.6	30	2	20.4	39.8	25

Numbers in parentheses indicate field goal was made.





2019 FINAL STATISTICS (OVERALL: 6-7, ACC: 4-4, HOME: 4-2, AWAY: 2-2, NEUTRAL: 0-3)

All Purpose	g	rush	rcv	pr	kr	ir	total	avg/g
K.J. Osborn	13	15	547	255	201	0	1018	78.3
DeeJay Dallas	10	693	140	0	13	0	846	84.6
Jeff Thomas	10	41	379	44	268	0	732	73.2
Cam/Ron Harris	13	576	118	0	0	0	694	53.4
Michael Harley	13	22	485	0	13	0	520	40.0
Brevin Jordan	11	0	495	0	0	0	495	45.0
Dee Wiggins	12	30	335	0	0	0	365	30.4
Will Mallory	13	0	293	0	0	0	293	22.5
Mark Pope	12	23	266	0	0	0	289	24.1
Robert Burns	12	116	21	0	16	0	153	12.8
Brian Hightower	7	0	88	0	0	0	88	12.6
N'Kosi Perry	8	44	0	0	0	0	44	5.5
Gilbert Frierson	13	0	0	0	0	34	34	2.6
Michael Irvin II	13	0	33	0	0	0	33	2.5
Jeremiah Payton	4	7	23	0	0	0	30	7.5
DJ Ivey	12	0	0	0	0	28	28	2.3
Gurvan Hall, Jr.	13	0	0	0	0	26	26	2.0
Amari Carter	13	0	0	0	0	22	22	1.7
Louis Hedley	13	21	0	0	0	0	21	1.6
Romeo Finley	13	0	0	0	0	19	19	1.5
Jimmy Murphy	13	18	0	0	0	0	18	1.4
Michael Parrott	10	0	13	0	0	0	13	1.3
Al Blades, Jr.	13	0	0	0	0	7	7	0.5
Tate Martell	5	7	0	0	0	0	7	1.4
Bubba Baxa	13	4	0	0	0	0	4	0.3
Larry Hodges	4	0	3	0	0	0	3	0.8
TEAM	6	-14	0	0	0	0	-14	-2.3
Jarren Williams	12	-68	0	0	0	0	-68	-5.7
Total	13	1535	3239	299	511	136	5720	440.0
Opponents	13	1490	2538	132	670	94	4924	378.8



2019 FINAL STATISTICS

(OVERALL: 6-7, ACC: 4-4, HOME: 4-2, AWAY: 2-2, NEUTRAL: 0-3)

#	Defensive Leaders	gp	Tackles				Sacks no-yds	Pass defense			Fumbles		blkd		
			ua	a	tot	tfl/yds		int-yds	brup	qbh	rcv-yds	ff	kick	saf	
5Q	Shaq Quarterman	13	51	56	107	15.5-49	1.0-7	.	5	7	2-0	1	.	.	.
26	Gurvan Hall, Jr.	13	37	29	66	3.5-11	2.0-10	1-26	3	1	1-3
56	Michael Pinckney	11	40	24	64	12.5-36	5.0-21	.	3	6
30	Romeo Finley	13	38	16	54	4.0-10	.	1-19	3	1
5R	Greg Rousseau	13	34	20	54	19.5-100	15.5-94	.	1	7	1-0	2	.	.	.
20	Rob Knowles	13	26	17	43	0.5-1	.	.	5	.	1-0
5C	Amari Carter	13	25	12	37	1.5-8	1.0-6	1-22	1	.	.	1	.	.	.
97	Jonathan Garvin	12	21	16	37	9.0-49	5.0-40	.	.	4	.	2	.	.	.
7B	Al Blades, Jr.	13	22	14	36	.	.	2-7	6	1	.	.	1	.	.
71	Scott Patchan	13	17	16	33	6.0-22	2.5-11	.	1	4	1-0
2B	Trajan Bandy	13	20	9	29	3.0-27	3.0-27	.	8	.	1-0	1	.	.	.
94	Trevon Hill	12	17	10	27	9.5-43	4.5-29	.	1	5
8I	DJ Ivey	12	22	3	25	2.0-9	.	3-28	1
93	Pat Bethel	13	12	12	24	5.5-21	1.5-10	.	1	2	1-0	.	1	.	.
1S	Nesta Jade Silvera	9	9	10	19	1.0-8	1.0-8	.	.	2	1-0
96	Jonathan Ford	13	7	11	18	3.5-19	3.0-18	.	1	.	.	1	.	.	.
6B	Sam Brooks, Jr.	8	11	7	18	1.5-5	1.0-3
3F	Gilbert Frierson	13	5	10	15	2.0-6	.	1-34	3
91	Jordan Miller	13	4	8	12	2.5-5
99	Chigozie Nnoruka	13	2	10	12	1.0-3
1B	Bubba Bolden	5	9	2	11	.	.	1-0	1	.	.	1	.	.	.
29	Jimmy Murphy	13	6	5	11	1-0
3M	Zach McCloud	4	6	3	9	0.5-2	.	.	1
3C	Te'Cory Couch	13	5	3	8
4R	Ryan Ragone	9	6	2	8	2.0-2
24	Christian Williams	13	3	2	5	.	.	.	1
41	Michael Parrott	10	2	1	3
12	Jeremiah Payton	4	.	2	2
92	Jason Blissett, Jr.	1	1	1	2	1.0-1
8	Dee Wiggins	12	2	.	2
1D	Darian Stephenson	2	.	2	2
4S	Keontra Smith	5	.	2	2
85	Will Mallory	13	1	.	1
2H	Jahfari Harvey	4	1	.	1
15	Jarren Williams	12	1	.	1
44	Realus George, Jr.	12	1	.	1
60	Zion Nelson	13	1	.	1
3	Michael Harley	13	1	.	1
22	Robert Burns	12	1	.	1
21	Bubba Baxa	13	1	.	1
65	Corey Gaynor	13	1	.	1
5	N'Kosi Perry	8	1	.	1
TM	TEAM	6	1	.	1	1.0-5	1.0-5
58	Clay James	13	.	1	1
Total		13	471	336	807	108-442	46-286	10-136	46	40	10-3	9	2	.	.
Opponents		13	456	339	795	90-387	51-316	10-94	74	51	7-0	12	3	1	.



2019 FINAL STATISTICS (OVERALL: 6-7, ACC: 4-4, HOME: 4-2, AWAY: 2-2, NEUTRAL: 0-3)

#15 Williams, J.	Comp	Att	Int	Pct	Yards	TD	Long	Sacked	Effic
Florida	19	30	0	63.3	214	1	40	10-60	134.25
North Carolina	30	39	0	76.9	309	2	38	4-20	160.40
Bethune-Cookman	19	24	0	79.2	254	3	54	0-0	209.32
Central Michigan	17	24	0	70.8	250	1	38	4-30	172.08
Virginia Tech	4	7	3	57.1	47	0	21	1-13	27.83
Georgia Tech	1	3	0	33.3	12	0	12	1-11	66.93
Pitt	4	8	0	50.0	50	1	32	0-0	143.75
Florida State	21	37	0	56.8	313	2	56	2-15	145.65
Louisville	15	22	0	68.2	253	6	67	1-14	254.78
FIU	19	36	3	52.8	249	2	35	2-12	112.54
Duke	11	26	0	42.3	142	1	32	7-38	100.88
Louisiana Tech	9	20	1	45.0	94	0	21	2-8	74.48
TOTALS	169	276	7	61.2	2187	19	67	34-221	145.44

#5 Perry, N.	Comp	Att	Int	Pct	Yards	TD	Long	Sacked	Effic
Bethune-Cookman	7	10	0	70.0	79	1	23	0-0	169.36
Virginia Tech	28	47	1	59.6	422	4	51	6-39	158.83
Virginia	16	27	0	59.3	182	1	35	3-13	128.10
Georgia Tech	16	28	0	57.1	188	2	50	2-15	137.11
Pitt	10	24	1	41.7	104	0	29	2-12	69.73
Louisville	1	1	0	100.0	-1	0	0	0-0	91.60
Duke	2	9	0	22.2	19	0	11	2-12	39.96
Louisiana Tech	5	13	1	38.5	52	0	17	0-0	56.68
TOTALS	85	159	3	53.5	1045	8	51	15-91	121.50

#18 Martell, T.	Comp	Att	Int	Pct	Yards	TD	Long	Sacked	Effic
Louisiana Tech	1	1	0	100.0	7	0	7	2-4	158.80
TOTALS	1	1	0	100.0	7	0	7	2-4	158.80

#TM TEAM	Comp	Att	Int	Pct	Yards	TD	Long	Sacked	Effic
Virginia Tech	0	1	0	0.0	0	0	0	0-0	0.00
TOTALS	0	1	0	0.0	0	0	0	0-0	0.00



2019 FINAL STATISTICS

(OVERALL: 6-7, ACC: 4-4, HOME: 4-2, AWAY: 2-2, NEUTRAL: 0-3)



RUSHING	No-Yds/TD	UF	NC	BCU	CMU	VT	VA	GT	UP	FS	UL	FIU	DU	LATECH
Dallas, D.	115-693/8	11-94/1	14-107/0	12-108/3	14-34/1	6-66/1	13-63/0	3-14/0	DNP	18-61/1	15-96/1	9-50/0	DNP	DNP
Harris, C.	114-576/5	6-15/0	10-60/1	10-30/1	9-20/0	2-19/0	2-2/0	18-136/0	16-60/1	2-5/0	8-78/0	11-86/1	8-44/1	12-31/0
Burns, R.	29-116/0	DNP	-	5-32/0	DNP	-	-	-	1-4/0	-	-	4-31/0	18-48/0	1-1/0
Perry, N.	38-44/2	DNP	DNP	1-0/0	DNP	9-16/0	9-18/1	7-15/1	4-12/0	DNP	-	DNP	5-20/0	3-19/0
Thomas, J.	7-41/0	1-16/0	1-5/0	1-6/0	2-5/0	1-8/0	-	-	DNP	-	1-1/0	-	-	DNP
Wiggins, D.	3-30/0	DNP	-	1-33/0	1-2/0	-	-	-	1-1/0	-	-	-	-	-
Pope, M.	3-23/0	-	1-1/0	1-21/0	DNP	-	-	1-1/0	1-3/0	-	-	-	-	-
Harley, M.	4-22/0	-	-	-	1-5/0	2-18/0	-	-	-	-	-	-	-	-
Hedley, L.	1-21/0	-	-	-	-	-	-	-	-	-	-	-	1-21/0	-
Murphy, J.	5-18/1	-	-	4-17/1	-	1-1/0	-	-	-	-	-	-	-	-
Osborn, K.	5-15/0	1-2/0	1-5/0	-	-	-	-	2-4/0	-	-	-	-	-	1-4/0
Payton, J.	1-7/0	DNP	DNP	1-7/0	-	DNP	DNP	DNP	DNP	-	-	DNP	DNP	DNP
Martell, T.	7-7/0	1-1/0	DNP	1-3/0	-	-	DNP	DNP	DNP	DNP	DNP	DNP	DNP	5-5/0
Baxa, B.	1-4/0	1-4/0	-	-	-	-	-	-	-	-	-	-	-	-
Jordan, B.	1-0/0	-	-	-	-	-	1-0/0	-	-	-	DNP	-	-	DNP
TEAM	6-14/0	DNP	DNP	DNP	1-2/0	-	DNP	DNP	3-8/0	-	1-1/0	1-3/0	DNP	DNP
Williams, J.	67-68/0	15-43/0	10-3/0	-	6-9/0	2-2/0	DNP	1-11/0	1-8/0	4-16/0	7-23/0	6-0/0	9-35/0	6-14/0

RECEIVING	No-Yds/TD	UF	NC	BCU	CMU	VT	VA	GT	UP	FS	UL	FIU	DU	LATECH
Osborn, K.	50-547/5	4-41/0	7-76/1	4-58/1	1-6/1	3-44/0	4-60/0	4-39/1	6-94/1	3-21/0	3-5/0	3-25/0	3-22/0	5-56/0
Jordan, B.	35-495/2	5-88/1	6-73/0	2-2/0	3-70/0	7-136/1	2-48/0	3-21/0	1-9/0	6-48/0	DNP	-	-	DNP
Harley, M.	38-485/3	1-12/0	5-79/0	3-49/1	2-24/0	5-36/0	3-16/0	4-50/0	4-31/0	1-34/0	6-116/2	2-19/0	2-19/0	-
Thomas, J.	31-379/3	2-28/0	7-51/0	3-24/0	3-29/0	6-124/2	3-14/0	DNP	DNP	4-84/1	1-3/0	2-22/0	-	DNP
Wiggins, D.	20-335/4	DNP	1-3/0	1-14/0	-	4-64/0	-	2-62/0	1-12/0	4-74/1	3-85/2	3-9/1	-	1-12/0
Mallory, W.	16-293/2	-	1-11/1	-	2-59/0	-	-	-	-	-	1-17/1	4-71/0	4-93/0	4-42/0
Pope, M.	18-266/2	1-4/0	1-8/0	3-92/0	DNP	2-45/1	2-30/0	1-3/0	1-4/0	1-8/0	-	2-49/1	1-6/0	3-23/0
Dallas, D.	14-140/2	4-37/0	1-0/0	-	1-19/0	3-12/0	2-14/1	-	DNP	2-44/0	1-14/1	-	DNP	DNP
Harris, C.	16-118/1	2-4/0	-	2-17/0	2-6/0	1-6/0	-	3-31/1	1-4/0	-	1-12/0	2-29/0	1-0/0	1-9/0
Hightower, B.	8-88/0	-	-	5-51/0	3-37/0	-	-	-	DNP	DNP	DNP	DNP	DNP	DNP
Invin II, M.	2-33/0	DNP	1-8/0	DNP	-	-	DNP	DNP	DNP	-	-	1-25/0	-	DNP
Payton, J.	1-23/0	-	DNP	1-23/0	-	DNP	-	-	DNP	-	-	DNP	DNP	DNP
Burns, R.	2-21/1	-	-	-	DNP	-	-	-	-	-	-	-	2-21/1	-
Parrott, M.	2-13/0	DNP	DNP	-	-	1-2/0	-	-	-	-	-	DNP	-	1-11/0
Hodges, L.	2-3/2	DNP	-	2-3/2	-	DNP	DNP	DNP	DNP	DNP	DNP	DNP	DNP	-



2019 FINAL STATISTICS (OVERALL: 6-7, ACC: 4-4, HOME: 4-2, AWAY: 2-2, NEUTRAL: 0-3)

PUNT RETURNS

No-Yds	UF	NC	BCU	CMU	VT	VA	GT	UP	FS	UL	FIU	DU	LATECH
--------	----	----	-----	-----	----	----	----	----	----	----	-----	----	--------

Osborn, K.	16-255	-	1-4	-	-	-	2-68	-	3-44	2-36	1-2	4-54	3-47
------------	--------	---	-----	---	---	---	------	---	------	------	-----	------	------

Thomas, J.	5-44	1-1	2-0	1-16	1-29	-	DNP	DNP	-	-	-	-	DNP
------------	------	-----	-----	------	------	---	-----	-----	---	---	---	---	-----

KICK RETURNS

No-Yds	UF	NC	BCU	CMU	VT	VA	GT	UP	FS	UL	FIU	DU	LATECH
--------	----	----	-----	-----	----	----	----	----	----	----	-----	----	--------

Thomas, J.	12-268	1-32	1-15	1-21	1-22	1-21	DNP	DNP	-	-	1-22	5-98	DNP
------------	--------	------	------	------	------	------	-----	-----	---	---	------	------	-----

Osborn, K.	10-201	-	-	-	-	-	-	1-27	-	5-104	3-54	-	1-16
------------	--------	---	---	---	---	---	---	------	---	-------	------	---	------

Burns, R.	1-16	-	-	DNP	-	-	1-16	-	-	-	-	-	-
-----------	------	---	---	-----	---	---	------	---	---	---	---	---	---

Dallas, D.	1-13	-	-	-	-	-	1-13	DNP	-	-	-	DNP	DNP
------------	------	---	---	---	---	---	------	-----	---	---	---	-----	-----

Harley, M.	1-13	-	-	-	-	-	-	-	1-13	-	-	-	-
------------	------	---	---	---	---	---	---	---	------	---	---	---	---

INT. RETURNS

No-Yds	UF	NC	BCU	CMU	VT	VA	GT	UP	FS	UL	FIU	DU	LATECH
--------	----	----	-----	-----	----	----	----	----	----	----	-----	----	--------

Ivey, D.	3-28	DNP	-	-	-	-	-	2-28	-	1-0	-	-	-
----------	------	-----	---	---	---	---	---	------	---	-----	---	---	---

Blades, A.	2-7	-	-	1-0	-	-	-	-	-	1-7	-	-	-
------------	-----	---	---	-----	---	---	---	---	---	-----	---	---	---

Bolden, B.	1-0	DNP	DNP	DNP	-	-	-	-	1-0	DNP	DNP	DNP	DNP
------------	-----	-----	-----	-----	---	---	---	---	-----	-----	-----	-----	-----

Hall, G.	1-26	-	-	-	-	-	-	-	1-26	-	-	-	-
----------	------	---	---	---	---	---	---	---	------	---	---	---	---

Carter, A.	1-22	-	-	-	-	-	-	-	-	-	-	-	-
------------	------	---	---	---	---	---	---	---	---	---	---	---	---

Finley, R.	1-19	-	-	-	-	-	-	-	-	-	-	-	-
------------	------	---	---	---	---	---	---	---	---	---	---	---	---

Frierson, G.	1-34	-	-	-	-	-	-	-	-	-	-	-	1-34
--------------	------	---	---	---	---	---	---	---	---	---	---	---	------

FUMBLE RETURNS

No-Yds	UF	NC	BCU	CMU	VT	VA	GT	UP	FS	UL	FIU	DU	LATECH
--------	----	----	-----	-----	----	----	----	----	----	----	-----	----	--------

Hall, G.	1-3	-	-	-	-	-	-	1-3	-	-	-	-	-
----------	-----	---	---	---	---	---	---	-----	---	---	---	---	---

2019 FINAL STATISTICS

(OVERALL: 6-7, ACC: 4-4, HOME: 4-2, AWAY: 2-2, NEUTRAL: 0-3)

ALL-PURPOSE YARDS	Total	UF	NC	BCU	CMU	VT	VA	GT	UP	FS	UL	FIU	DU	LATECH
Osborn, K.	1018	43	81	62	6	44	60	111	121	65	145	81	76	123
Dallas, D.	846	131	107	108	53	78	77	27	DNP	105	110	50	DNP	DNP
Thomas, J.	732	75	71	67	71	183	35	DNP	DNP	84	4	44	98	DNP
Harris, C.	694	19	60	47	26	25	2	167	64	-5	90	115	44	40
Harley, M.	520	12	79	49	29	54	16	49	31	47	116	19	19	-
Jordan, B.	495	88	73	2	70	136	48	21	9	48	DNP	-	-	DNP
Wiggins, D.	365	DNP	3	47	-2	64	-	62	11	74	85	9	-	12
Mallory, W.	293	-	11	-	59	-	-	-	-	-	17	71	93	42
Pope, M.	289	4	7	113	DNP	45	30	-3	7	8	-	49	6	23
Burns, R.	153	-	-	32	DNP	-	-	16	4	-	-	31	69	1
Hightower, B.	88	-	-	51	37	-	-	-	DNP	DNP	DNP	DNP	DNP	DNP
Perry, N.	44	DNP	DNP	-	DNP	-16	18	15	-12	DNP	-	DNP	20	19
Frierson, G.	34	-	-	-	-	-	-	-	-	-	-	-	-	34
Invin II, M.	33	-	8	-	-	-	-	-	-	-	-	25	-	-
Payton, J.	30	DNP	DNP	30	-	DNP	DNP	DNP	DNP	-	-	DNP	DNP	DNP
Ivey, D.	28	DNP	-	-	-	-	-	-	28	-	-	-	-	-
Hall, G.	26	-	-	-	-	-	-	-	-	26	-	-	-	-
Carter, A.	22	22	-	-	-	-	-	-	-	-	-	-	-	-
Hedley, L.	21	-	-	-	-	-	-	-	-	-	-	-	21	-
Finley, R.	19	19	-	-	-	-	-	-	-	-	-	-	-	-
Murphy, J.	18	-	-	17	-	1	-	-	-	-	-	-	-	-
Parrott, M.	13	DNP	DNP	-	-	2	-	-	-	-	-	DNP	-	11
Martell, T.	7	-1	DNP	3	-	-	DNP	DNP	DNP	DNP	DNP	DNP	DNP	5
Blades, A.	7	-	-	-	-	-	-	-	-	-	7	-	-	-
Baxa, B.	4	4	-	-	-	-	-	-	-	-	-	-	-	-
Hodges, L.	3	DNP	-	3	-	DNP	DNP	DNP	DNP	DNP	DNP	DNP	DNP	-
TEAM	-14	-	-	-	-2	-	-	-	-8	-	-1	-3	-	-
Williams, J.	-68	-43	3	-	-9	-2	DNP	-11	8	-16	23	-	-35	14



2019 FINAL STATISTICS

(OVERALL: 6-7, ACC: 4-4, HOME: 4-2, AWAY: 2-2, NEUTRAL: 0-3)

Total Tackles	UA-A	Total	UF	NC	BCU	CMU	VT	VA	GT	UP	FS	UL	FIU	DU	LATECH
Quarterman, S.	51-56	107	3-1	4-2	1-1	4-10	3-3	2-4	8-5	7-5	5-4	5-1	3-9	2-4	4-7
Hall, G.	37-29	66	3-5	3-3	3-1	4-6	3-3	3-2	2-3	2-1	5-0	1-2	3-1	2-0	3-2
Pinckney, M.	40-24	64	0-3	5-3	3-0	2-3	10-1	2-4	1-1	DNP	2-2	7-1	2-2	6-4	DNP
Rousseau, G.	34-20	54	2-0	1-1	1-0	1-1	2-0	4-3	2-1	6-1	7-1	1-0	2-3	2-7	3-2
Finley, R.	38-16	54	1-0	5-0	2-1	3-2	6-1	2-6	3-3	4-1	3-1	-	6-0	2-0	1-1
Knowles, R.	26-17	43	1-2	3-2	0-2	2-5	-	0-1	1-1	3-0	4-0	6-1	2-2	2-1	2-0
Carter, A.	25-12	37	3-4	-	1-0	3-1	0-3	2-0	0-2	4-1	4-0	4-0	1-0	2-1	1-0
Blades, J.	21-16	37	2-2	0-3	1-0	2-1	3-1	-	0-1	4-0	1-1	1-1	1-1	6-4	DNP
Blades, A.	22-14	36	3-1	1-1	0-4	0-3	1-0	3-1	2-0	4-0	-	2-2	-	-	6-2
Patchan, S.	17-16	33	3-2	2-1	1-1	0-1	1-0	0-1	3-0	1-0	0-1	2-1	0-1	0-3	4-4
Bandy, T.	20-9	29	3-0	2-2	1-0	1-1	-	5-1	0-1	2-1	3-0	0-1	3-2	-	DNP
Hill, T.	17-10	27	0-2	1-0	-	2-1	3-0	2-1	2-0	1-0	3-1	2-1	0-1	1-3	-
Ivey, D.	22-3	25	DNP	1-1	2-0	4-1	1-0	5-0	1-0	2-0	1-0	3-1	1-0	1-0	1-0
Bethel, P.	12-12	24	1-0	2-0	1-1	0-1	0-2	1-0	2-1	0-2	1-2	1-0	2-2	-	1-1
Silvera, N.	9-10	19	DNP	DNP	DNP	DNP	0-1	0-1	1-0	-	4-2	1-2	0-1	2-1	1-2
Brooks, S.	11-7	18	DNP	DNP	4-1	-	1-0	1-0	-	-	DNP	DNP	DNP	-	6-6
Ford, J.	7-11	18	-	-	-	0-2	1-0	2-2	1-0	0-1	1-1	-	0-1	1-2	1-2
Frerson, G.	5-10	15	1-1	1-1	-	0-2	0-1	0-2	1-1	-	1-0	0-1	0-1	1-0	-
Miller, J.	4-8	12	-	0-3	-	-	1-0	0-1	1-1	-	2-0	-	-	0-1	0-2
Nnoruka, C.	2-10	12	-	0-2	0-1	0-1	-	-	1-1	-	0-2	0-1	0-1	-	1-1
Murphy, J.	6-5	11	1-1	0-1	0-1	-	-	1-0	-	2-0	-	0-1	-	2-1	-
Bolden, B.	9-2	11	DNP	DNP	DNP	DNP	2-0	2-0	1-2	4-0	-	DNP	DNP	DNP	DNP
McCloud, Z.	6-3	9	2-0	-	0-2	DNP	DNP	DNP	DNP	4-1	DNP	DNP	DNP	DNP	DNP
Couch, T.	5-3	8	-	-	1-0	-	-	-	0-1	-	1-0	2-2	-	1-0	-
Ragone, R.	6-2	8	DNP	DNP	1-1	DNP	-	-	3-1	2-0	-	-	-	-	DNP
Williams, Ch.	3-2	5	-	DNP	0-1	-	1-0	1-0	-	-	-	1-0	-	0-1	-
Parrott, M.	2-1	3	DNP	DNP	1-0	-	DNP	1-0	-	-	-	-	DNP	0-1	-
Payton, J.	0-2	2	DNP	DNP	0-2	-	DNP	DNP	DNP	DNP	-	-	DNP	DNP	DNP
Smith, K.	0-2	2	DNP	DNP	0-2	-	DNP	DNP	DNP	DNP	DNP	-	-	-	-
Wiggins, D.	2-0	2	DNP	-	-	-	2-0	-	-	DNP	DNP	-	-	-	-
Blissett, J.	1-1	2	DNP	DNP	1-1	DNP	DNP	DNP	DNP	DNP	DNP	DNP	DNP	DNP	DNP
Stephenson, D.	0-2	2	DNP	DNP	0-2	DNP	DNP	DNP	DNP	DNP	DNP	DNP	DNP	-	DNP
Gaynor, C.	1-0	1	-	-	-	-	-	-	-	-	-	-	1-0	-	-
Nelson, Z.	1-0	1	-	-	-	-	-	-	-	-	-	-	1-0	-	-
James, C.	0-1	1	-	-	1-0	DNP	DNP	DNP	DNP	DNP	DNP	0-1	DNP	DNP	-
Harvey, J.	1-0	1	-	-	-	DNP	-	-	-	-	-	-	-	-	1-0
Burns, R.	1-0	1	-	-	-	DNP	-	-	-	-	-	-	-	-	-
Baxa, B.	1-0	1	-	-	-	1-0	-	-	-	-	DNP	-	DNP	1-0	-
Perry, N.	1-0	1	DNP	DNP	-	DNP	-	-	-	-	-	-	-	-	-
TEAM	1-0	1	-	-	-	-	-	-	-	-	-	1-0	-	-	-
Williams, J.	1-0	1	-	-	-	-	-	-	-	-	-	-	1-0	-	-
Harley, M.	1-0	1	-	-	-	-	-	-	-	1-0	-	-	-	-	-
George, R.	1-0	1	1-0	-	-	-	-	-	-	-	-	-	-	-	-
Malloy, W.	1-0	1	-	-	-	-	-	-	-	-	-	-	-	-	DNP



2019 FINAL STATISTICS

(OVERALL: 6-7, ACC: 4-4, HOME: 4-2, AWAY: 2-2, NEUTRAL: 0-3)

TACKLES FOR LOSS	UAA	Total	UF	NC	BCU	CMU	VT	VA	GT	UP	FS	UL	FIU	DU	LATECH
Rousseau, G.	17-5	19.5	20-10	15-5	-	10-7	10-9	20-11	-	30-12	50-30	-	-	25-5	15-11
Quarterman, S.	13-5	15.5	-	20-8	-	20-6	-	10-1	20-5	-	35-12	40-11	10-6	-	-
Pinckney, M.	12-1	12.5	-	15-8	-	10-5	30-3	10-1	10-5	DNP	-	30-11	-	20-3	DNP
Hill, T.	8-3	9.5	-	10-3	-	10-11	10-4	-	20-8	10-3	15-7	10-5	-	10-2	DNP
Garvin, J.	7-4	9.0	-	05-1	05-1	10-9	-	-	-	-	10-10	15-9	10-1	35-18	DNP
Patchan, S.	4-4	6.0	-	-	15-4	-	-	-	-	-	-	15-8	-	05-1	25-9
Bethel, P.	3-5	5.5	10-1	-	15-7	-	-	-	10-5	10-7	10-1	-	-	-	-
Finley, R.	40-0	4.0	10-6	20-3	-	-	-	-	-	-	-	-	10-1	-	-
Ford, J.	2-3	3.5	-	-	-	05-1	-	10-3	-	05-6	10-8	-	-	05-1	-
Hall, G.	3-1	3.5	10-1	-	10-7	05-0	-	10-3	-	-	-	-	-	-	-
Bandy, T.	30-0	3.0	-	10-6	-	10-10	-	10-11	-	-	-	-	-	-	-
Miller, J.	2-1	2.5	-	05-2	-	-	-	-	10-1	-	10-2	-	-	-	-
Frierson, G.	1-2	2.0	10-3	-	-	05-1	-	-	-	-	-	05-2	-	-	-
Ragone, R.	20-0	2.0	DNP	DNP	-	DNP	-	-	10-1	10-1	-	-	-	-	DNP
Ivey, D.	20-0	2.0	DNP	-	10-5	-	-	-	-	-	-	10-4	-	-	-
Brooks, S.	1-1	1.5	DNP	DNP	10-3	-	-	-	-	-	DNP	DNP	DNP	-	05-2
Carter, A.	1-1	1.5	-	-	-	05-2	-	-	-	-	10-6	-	-	-	-
TEAM	10-0	1.0	-	-	-	-	-	-	-	-	-	10-5	-	-	-
Silvera, N.	10-0	1.0	DNP	DNP	DNP	DNP	-	-	-	-	10-8	-	-	-	-
Blissett, J.	10-0	1.0	DNP	DNP	10-1	DNP	DNP	DNP	DNP	DNP	DNP	DNP	DNP	DNP	DNP
Nnoruka, C.	0-2	1.0	-	-	-	-	-	-	-	-	-	05-1	-	-	05-2
McCloud, Z.	0-1	0.5	-	-	-	DNP	DNP	DNP	DNP	05-2	DNP	DNP	DNP	DNP	DNP
Knowles, R.	0-1	0.5	-	-	05-1	-	-	-	-	-	-	-	-	-	-



2019 FINAL STATISTICS (OVERALL: 6-7, ACC: 4-4, HOME: 4-2, AWAY: 2-2, NEUTRAL: 0-3)

SACKS	UA-A	Total	UF	NC	BCU	CMU	VT	VA	GT	UP	FS	UL	FIU	DU	LATECH
Rousseau, G.	14-3	15.5	10-9	10-4	-	10-7	10-9	10-10	-	30-12	40-29	-	-	20-3	15-11
Garvin, J.	5-0	5.0	-	-	-	10-9	-	-	-	-	10-10	10-8	-	20-13	DNP
Pinkney, M.	5-0	5.0	-	10-7	-	-	-	10-1	10-5	DNP	-	10-6	-	10-2	DNP
Hill, T.	4-1	4.5	-	-	-	10-11	10-4	-	10-7	-	10-5	-	-	05-2	DNP
Ford, J.	2-2	3.0	-	-	-	-	-	10-3	-	05-6	10-8	-	-	05-1	-
Bandy, T.	3-0	3.0	-	10-6	-	10-10	-	10-11	-	-	-	-	-	-	-
Patchan, S.	2-1	2.5	-	-	10-3	-	-	-	-	-	-	-	-	-	15-8
Hall, G.	2-0	2.0	-	-	10-7	-	-	10-3	-	-	-	-	-	-	-
Bethel, P.	1-1	1.5	-	-	-	-	-	-	10-5	05-5	-	-	-	-	-
TEAM	10-0	1.0	-	-	-	-	-	-	-	-	-	10-5	-	-	-
Silvera, N.	1-0	1.0	DNP	DNP	DNP	DNP	-	-	-	-	10-8	-	-	-	-
Carter, A.	1-0	1.0	-	-	-	-	-	-	-	-	10-6	-	-	-	-
Quarterman, S.	1-0	1.0	-	10-7	-	-	-	-	-	-	-	-	-	-	-
Brooks, S.	1-0	1.0	DNP	DNP	10-3	-	-	-	-	-	DNP	DNP	DNP	-	-



2019 FINAL STATISTICS

(OVERALL: 6-7, ACC: 4-4, HOME: 4-2, AWAY: 2-2, NEUTRAL: 0-3)

FUMBLES	No-Lost	UF	NC	BCU	CMU	VT	VA	GT	UP	FS	UL	FIU	DU	LATECH
Williams, J.	10-3	2-0	2-0	-	1-1	1-0	DNP	-	-	1-1	-	1-0	1-0	1-1
Perry, N.	4-2	DNP	DNP	-	DNP	-	-	1-1	2-0	DNP	-	DNP	1-1	-
Thomas, J.	2-1	1-1	-	-	1-0	-	-	DNP	DNP	-	-	-	-	DNP
Osborn, K.	1-0	-	-	-	-	-	-	-	-	-	-	-	1-0	-
TEAM	1-0	DNP	DNP	DNP	-	-	DNP	DNP	-	-	-	1-0	DNP	DNP
Harley, M.	1-1	-	-	-	-	1-1	-	-	-	-	-	-	-	-

FUMBLES FORCED	Number	UF	NC	BCU	CMU	VT	VA	GT	UP	FS	UL	FIU	DU	LATECH
Rousseau, G.	2	-	-	-	1	-	1	-	-	-	-	-	-	-
Garvin, J.	2	-	-	-	1	-	-	-	-	-	-	-	1	DNP
Bolden, B.	1	DNP	DNP	DNP	DNP	-	-	-	1	-	DNP	DNP	DNP	DNP
Quarteman, S.	1	-	-	-	-	-	-	1	-	-	-	-	-	-
Ford, J.	1	-	-	-	-	-	1	-	-	-	-	-	-	-
Carter, A.	1	-	-	-	-	-	-	-	-	-	1	-	-	-
Bandy, T.	1	-	-	1	-	-	-	-	-	-	-	-	-	-

FUMBLES RECOVERED	Number	UF	NC	BCU	CMU	VT	VA	GT	UP	FS	UL	FIU	DU	LATECH
Quarteman, S.	2	1	-	-	-	-	-	1	-	-	-	-	-	-
Belthel, P.	1	-	-	-	1	-	-	-	-	-	-	-	-	-
Bandy, T.	1	-	-	-	-	-	1	-	-	-	-	-	-	-
Rousseau, G.	1	-	-	-	1	-	-	-	-	-	-	-	-	-
Murphy, J.	1	-	-	-	-	-	-	-	-	-	1	-	-	-
Knowles, R.	1	-	-	1	-	-	-	-	-	-	-	-	-	-
Hall, G.	1	-	-	-	-	-	-	-	1	-	-	-	-	-
Patchan, S.	1	1	-	-	-	-	-	-	-	-	-	-	-	-
Silvera, N.	1	DNP	DNP	DNP	DNP	-	-	-	-	-	-	-	1	-



2019 FINAL STATISTICS

(OVERALL: 8-7, ACC: 4-4, HOME: 4-2, AWAY: 2-2, NEUTRAL: 0-3)

TEAM STATISTICS

Date	Opponent	Rushing			Receiving			Passing			Kick Returns			Punt Returns			tot off
		no.	yds	td	no.	yds	td	cmp	yds	int	no.	yds	td	no.	yds	td	
Aug 24	vs Florida	36	87	1	50	19	214	1	40	19-30-0	214	1	40	1	32	0	301
Sep 07	at North Carolina	37	179	1	37	30	309	2	38	30-39-0	309	2	38	1	15	0	488
Sep 14	BETHUNE-COOKMAN	37	257	5	51	26	333	4	54	26-34-0	333	4	54	1	37	0	590
Sep 21	CENTRAL MICHIGAN	34	51	1	12	17	250	1	38	17-24-0	250	1	38	1	21	0	301
Oct 05	VIRGINIA TECH	23	94	1	62	32	469	4	51	32-55-4	469	4	51	1	22	0	563
Oct 11	VIRGINIA	25	83	1	17	16	182	1	35	16-27-0	182	1	35	1	21	0	265
Oct 19	GEORGIA TECH	32	157	1	42	17	200	2	50	17-31-0	200	2	50	2	29	0	357
Nov 26	at Pitt	27	54	1	14	14	154	1	32	14-32-1	154	1	32	1	27	0	208
Nov 02	at Florida State	24	40	1	16	21	313	2	56	21-37-0	313	2	56	1	13	0	235
Nov 09	LOUISVILLE	32	197	1	46	16	252	6	67	16-23-0	252	6	67	5	104	0	449
Nov 23	vs FIU	31	164	1	21	19	249	2	35	19-36-3	249	2	35	4	76	0	413
Nov 30	at Duke	41	98	1	21	13	161	1	32	13-35-0	161	1	32	5	98	0	259
Dec 26	vs Louisiana Tech	28	74	0	17	15	153	0	21	15-34-2	153	0	21	1	16	0	277
Opponents		407	1535	16	62	255	3239	27	67	255-437-10	3239	27	67	25	511	0	4724
		470	1490	13	58	208	2538	16	80	208-379-10	2538	16	80	28	670	0	4028

Games: 13 • Avg/rush: 3.8 • Avg/catch: 12.7 • Pass effci: 136.42 • KR avg: 20.4 • PR avg: 14.2 • All purpose avg/game: 440.0 • Total offense avg/gm: 367.2

Date	Opponent	Tackles			Sacks		Fumble		Pass Defense			bldkd		PAT Attempts			off pts
		ua	a	total	no.	yds	ff	fr	int	yds	qbh	brup	kick	kick	rush	rcv	
Aug 24	vs Florida	30	24	54	6.0-21	1.0-9	0	2-0	2-41	3	2	0	2-2	0	0	0	3
Sep 07	at North Carolina	31	26	57	10.0-36	4.0-24	0	0-0	0-0	2	2	0	1-2	0	0	0	25
Sep 14	BETHUNE-COOKMAN	26	26	52	8.0-29	2.0-13	1	1-0	0-0	4	3	0	9-9	0	0	0	63
Sep 21	CENTRAL MICHIGAN	29	42	71	9.0-52	4.0-37	2	2-0	1-0	6	7	0	2-2	0	0	0	17
Oct 05	VIRGINIA TECH	40	16	56	5.0-16	2.0-13	0	0-0	0-0	3	2	0	3-4	1	0	0	35
Oct 11	VIRGINIA	39	30	69	7.0-30	5.0-28	2	1-0	0-0	7	6	1	2-2	0	0	0	17
Oct 19	GEORGIA TECH	35	26	61	8.0-25	3.0-17	1	1-0	0-0	3	2	0	3-3	0	0	0	21
Nov 26	at Pitt	53	14	67	7.0-31	4.0-23	1	1-3	2-28	3	5	0	1-1	0	0	0	10
Nov 02	at Florida State	48	18	66	16.0-84	9.0-66	0	0-0	2-26	2	4	0	3-3	0	0	0	27
Nov 09	LOUISVILLE	40	20	60	14.0-56	3.0-19	1	1-0	2-7	3	2	1	7-7	0	0	0	7
Nov 23	vs FIU	29	28	57	3.0-8	0.0-0	0	0-0	0-0	1	5	0	3-3	0	0	0	24
Nov 30	at Duke	34	34	68	10.0-30	6.0-21	1	1-0	0-0	0	2	0	2-2	0	0	0	17
Dec 26	vs Louisiana Tech	37	32	69	5.0-24	3.0-19	0	0-0	1-34	3	4	0	0-0	0	0	0	0
Opponents		471	336	807	108.0-442	47.0-289	9	10-3	10-136	40	46	2	38-40	1	0	0	273
		456	339	795	90.5-387	50.0-310	12	7-0	10-94	51	74	3	28-29	1	0	1	51

Date	Opponent	Punting										Field Goals			Kickoffs			
		no.	yds	avg	long	bldkd	tb	fc	50+	120	md-att	long	bldkd	no.	yds	avg	tb	ob
Aug 24	vs Florida	4	170	42.5	49	0	0	0	0	0	2-3	42	0	5	315	63.0	3	0
Sep 07	at North Carolina	3	135	45.0	49	0	0	2	0	1	2-4	50	0	6	390	65.0	6	0
Sep 14	BETHUNE-COOKMAN	2	87	43.5	51	0	0	1	1	2	0-1	0	0	10	637	63.7	4	0
Sep 21	CENTRAL MICHIGAN	5	208	41.6	59	1	0	0	2	2	1-1	22	0	5	329	65.8	3	0
Oct 05	VIRGINIA TECH	3	146	48.7	57	0	1	1	2	0	0-0	0	0	5	312	62.4	3	0
Oct 11	VIRGINIA	6	275	45.8	51	0	0	3	2	0	1-1	19	0	4	255	63.8	1	0
Oct 19	GEORGIA TECH	3	130	43.3	67	0	0	0	1	3	0-3	0	1	4	231	57.8	3	0
Nov 26	at Pitt	7	321	45.9	61	0	0	1	1	4	1-1	22	0	4	250	62.5	2	1
Nov 02	at Florida State	5	229	45.8	65	0	1	0	2	1	2-3	32	0	5	325	65.0	4	0
Nov 09	LOUISVILLE	4	185	46.2	54	0	0	1	1	2	1-1	24	0	9	580	64.4	4	0
Nov 23	vs FIU	3	156	52.0	61	0	1	1	2	1	1-1	22	0	3	191	63.7	2	0
Nov 30	at Duke	11	411	37.4	49	0	1	3	0	1	1-1	27	0	4	254	63.5	0	0
Dec 26	vs Louisiana Tech	9	371	41.2	53	0	0	2	2	4	0-0	0	0	1	65	65.0	1	0
Opponents		65	2824	43.4	67	1	4	15	16	21	12-20	50	1	65	4134	63.6	36	1
		80	3244	40.5	71	1	6	26	14	21	17-21	55	1	58	3570	61.6	30	2

2019 FINAL STATISTICS

(OVERALL: 6-7, ACC: 4-4, HOME: 4-2, AWAY: 2-2, NEUTRAL: 0-3)

OPPONENT STATISTICS

Date	Opponent	Rushing			Receiving			Passing			Kick Returns			Punt Returns			tot off					
		no	yds	td	no	yds	td	no	yds	td	no	yds	td	no	yds	td						
Aug 24	vs Florida	28	50	1	15	17	254	2	66	17-27-2	254	2	66	2	44	0	23	3	19	0	8	304
Sep 07	at North Carolina	36	97	1	22	17	292	2	62	17-25-0	292	2	62	0	0	0	0	1	0	0	0	389
Sep 14	BETHUNE-COOKMAN	25	61	0	11	11	76	0	29	11-23-0	76	0	29	6	103	0	43	0	0	0	0	137
Sep 21	CENTRAL MICHIGAN	27	31	1	11	23	217	0	30	23-51-1	217	0	30	2	70	0	45	3	16	0	11	248
Oct 05	VIRGINIA TECH	43	153	3	26	10	184	3	67	10-20-0	184	3	67	2	28	0	28	1	3	0	3	337
Oct 11	VIRGINIA	31	74	0	13	25	252	0	49	25-42-0	252	0	49	3	112	0	72	3	18	0	19	326
Oct 19	GEORGIA TECH	45	207	1	22	10	138	2	41	10-19-0	138	2	41	1	8	0	8	0	0	0	0	345
Nov 26	at Pitt	42	176	0	33	18	146	0	30	18-32-2	146	0	30	1	13	0	13	3	1	0	1	322
Nov 02	at Florida State	41	31	0	16	20	172	1	20	20-28-2	172	1	20	1	23	0	23	1	7	0	7	203
Nov 09	LOUISVILLE	35	168	2	58	18	328	2	80	18-29-2	328	2	80	5	133	0	29	2	2	0	4	496
Nov 23	vs FIU	29	137	1	37	16	160	2	29	16-30-0	160	2	29	1	24	0	24	1	19	0	19	297
Nov 30	at Duke	48	131	2	42	10	156	1	49	10-25-0	156	1	49	4	112	0	37	2	9	0	7	287
Dec 26	vs Louisiana Tech	40	174	1	26	13	163	1	39	13-28-1	163	1	39	0	0	0	0	4	38	0	22	337
		470	1490	13	58	208	2538	16	80	208-379-10	2538	16	80	28	670	0	72	24	132	0	22	4028
Miami (FL)		407	1535	16	62	255	3239	27	67	255-437-10	3239	27	67	25	511	0	72	21	299	0	52	4774

Games: 13 • Avg/rush: 3.2 • Avg/catch: 12.2 • Pass eff: 119.79 • KR avg: 23.9 • PR avg: 5.5 • All purpose avg/game: 378.8 • Total offense avg/gm: 309.8

Date	Opponent	Tackles			Sacks			Fumble			Pass Defense			PAT Attempts			off	pts
		ua	a	total	no-yds	ff	fr-yds	int-yds	qbh	brup	kick	kick	rush	rcv	saf	t/o		
Aug 24	vs Florida	41	28	69	16.0-71	10	0-60	2	1-0	0	0	3-3	0	0	0	7	24	
Sep 07	at North Carolina	45	34	79	8.0-25	4	0-20	1	0-0	0	7	1	2-2	1	0	0	28	
Sep 14	BETHUNE-COOKMAN	39	34	73	3.0-5	0	0-0	0	0-0	0	3	0	0-0	0	0	0	0	
Sep 21	CENTRAL MICHIGAN	34	28	62	9.0-38	4	0-30	1	1-0	0	3	4	1-1	0	0	1	12	
Oct 05	VIRGINIA TECH	32	26	58	9.0-54	7	0-52	2	1-0	4-24	5	9	6-6	0	0	21	42	
Oct 11	VIRGINIA	27	22	49	9.0-27	3	0-13	0	0-0	0	2	3	0	0-0	0	0	9	
Oct 19	GEORGIA TECH	39	16	55	6.0-31	3	0-26	1	1-0	0	4	6	1	4-4	0	0	7	
Nov 26	at Pitt	32	11	43	2.5-12	2	0-12	1	0-0	1-12	5	9	0	0-0	0	0	12	
Nov 02	at Florida State	33	26	59	5.0-25	2	0-15	1	1-0	0	5	9	0	1-1	0	0	10	
Nov 09	LOUISVILLE	33	22	55	6.0-27	1	0-14	0	0-0	0	3	3	3	3-4	0	0	27	
Nov 23	vs FIU	25	40	65	2.0-8	0	0-6	0	0-0	3-51	3	6	0	3-3	0	0	6	
Nov 30	at Duke	41	34	75	11.0-52	9	0-50	3	1-0	0	6	6	0	3-3	0	0	27	
Dec 26	vs Louisiana Tech	35	18	53	4.0-12	0	0-12	0	1-0	2-7	3	9	0	2-2	0	0	13	
Miami (FL)		456	339	795	90.5-387	50	0-310	12	7-0	10-94	51	74	3	28-29	1	0	51	263
		471	336	807	108.0-442	47	0-289	9	10-3	10-136	40	46	2	38-40	1	0	27	334

Date	Opponent	Punting										Field Goals				Kickoffs			
		no.	yds	avg	long	bldk	tb	fc	50+	120	md-at	long	bldk	no.	yds	avg	tb	ob	
Aug 24	vs Florida	3	134	44.7	50	0	0	1	1	3	1-1	27	0	5	322	64.4	4	0	
Sep 07	at North Carolina	4	110	27.5	35	0	0	2	0	1	2-3	40	0	6	390	65.0	5	0	
Sep 14	BETHUNE-COOKMAN	11	377	34.3	47	0	0	0	0	0	0-0	0	0	1	57	57.0	0	0	
Sep 21	CENTRAL MICHIGAN	6	239	39.8	51	0	1	2	1	3	1-2	55	0	3	194	64.7	2	0	
Oct 05	VIRGINIA TECH	7	353	50.4	57	0	0	5	5	2	0-0	0	0	7	439	62.7	4	2	
Oct 11	VIRGINIA	3	133	44.3	47	0	0	2	0	2	3-4	44	1	3	194	64.7	2	0	
Oct 19	GEORGIA TECH	6	273	45.5	57	0	1	1	1	1	0-0	0	0	4	224	56.0	2	0	
Nov 26	at Pitt	4	152	38.0	51	0	1	1	1	0	4-4	54	0	5	317	63.4	4	0	
Nov 02	at Florida State	8	283	35.4	46	0	0	3	0	0	1-1	37	0	3	188	62.7	2	0	
Nov 09	LOUISVILLE	5	168	33.6	42	1	0	1	0	1	0-0	0	0	5	293	58.6	0	0	
Nov 23	vs FIU	6	241	40.2	44	0	0	4	0	1	3-3	53	0	7	424	60.6	3	0	
Nov 30	at Duke	8	401	50.1	71	0	1	1	4	4	2-3	40	0	6	361	60.2	1	0	
Dec 26	vs Louisiana Tech	9	380	42.2	51	0	2	3	1	3	0-0	0	0	3	167	55.7	1	0	
		80	3244	40.5	71	1	6	26	14	21	17-21	55	1	58	3570	61.6	30	2	
	Miami (FL)	65	2824	43.4	67	1	4	15	16	21	12-20	50	1	65	4134	63.6	36	1	





2019 FINAL STATISTICS

(OVERALL: 6-7, ACC: 4-4, HOME: 4-2, AWAY: 2-2, NEUTRAL: 0-3)

Opponent	Score	Total	First Downs	Pen	Rushing	Comp	Passing	Total Offense	Return	Turn-
			Rush	Pass	Number-Yards	Att-Yards	Yards	Plays-Yards	Yards	Overs
Florida	20-24	20 / 17	4 / 4	11 / 11	5 / 2	36-87 / 28-50	19-30-0 / 17-27-2	66-301 / 55-304	72 / 63	1 / 4
North Carolina	25-28	27 / 22	10 / 8	17 / 11	0 / 3	37-179 / 36-97	30-39-0 / 17-25-0	76-488 / 61-389	15 / 0	0 / 0
BETHUNE-COOKMAN	63-0	26 / 4	10 / 1	15 / 3	1 / 0	37-257 / 25-61	26-34-0 / 11-23-0	71-590 / 48-137	41 / 103	0 / 1
CENTRAL MICHIGAN	17-12	16 / 21	5 / 2	9 / 12	2 / 7	34-51 / 27-31	17-24-0 / 23-51-1	58-301 / 78-248	37 / 86	1 / 3
VIRGINIA TECH	35-42	27 / 17	5 / 7	19 / 7	3 / 3	23-94 / 43-153	32-55-4 / 10-20-0	78-563 / 63-337	51 / 55	5 / 0
VIRGINIA	17-9	14 / 21	5 / 7	9 / 12	0 / 2	25-83 / 31-74	16-27-0 / 25-42-0	52-265 / 73-326	21 / 130	0 / 1
GEORGIA TECH	21-28	21 / 18	6 / 12	11 / 4	4 / 2	32-157 / 45-207	17-31-0 / 10-19-0	63-357 / 64-345	97 / 8	1 / 1
Pitt	16-12	12 / 17	4 / 9	6 / 6	2 / 2	27-54 / 42-176	14-32-1 / 18-32-2	59-208 / 74-322	58 / 26	1 / 3
Florida State	27-10	13 / 15	2 / 5	11 / 8	0 / 2	24-40 / 41-31	21-37-0 / 20-28-2	61-353 / 69-203	83 / 30	1 / 2
LOUISVILLE	52-27	21 / 18	8 / 6	10 / 9	3 / 3	32-197 / 35-168	16-23-0 / 18-29-2	55-449 / 64-496	147 / 135	0 / 3
FIU	24-30	26 / 17	11 / 4	12 / 10	3 / 3	31-164 / 29-137	19-36-3 / 16-30-0	67-413 / 59-297	78 / 94	3 / 0
Duke	17-27	15 / 14	7 / 8	5 / 6	3 / 0	41-98 / 48-131	13-35-0 / 10-25-0	76-259 / 73-287	152 / 121	1 / 1
Louisiana Tech	0-14	15 / 18	4 / 10	10 / 7	1 / 1	28-74 / 40-174	15-34-2 / 13-28-1	62-227 / 68-337	97 / 45	3 / 1
Totals	334-263	253 / 219	81 / 83	145 / 106	27 / 30	407-1535 / 470-1490	255-437-10 / 208-379-10	844-4774 / 849-4028	949 / 896	17 / 20

Opponent	3rd Down	4th Down	Time of	TOP	Avg	Yds/Rush	Yds/Pass	Avg	Punting	Penalties	Sacks
	Conversions	Conversions	Possession	Margin	Yds/Rush	Yds/Pass	Yds/Pass	Yds/Play	Number-Avg	Number-Yards	Sacks
Florida	2-13 / 2-10	0-2 / 4-4	36:13 / 23:47	12:26	24 / 18	7.1 / 9.4	4.6 / 5.5	4.6 / 5.5	4-42.5 / 3-44.7	14-118 / 9-100	1 / 10
North Carolina	3-11 / 2-10	0-1 / 1-1	35:23 / 24:37	10:46	4.8 / 2.7	7.9 / 11.7	6.4 / 6.4	6.4 / 6.4	3-45.0 / 4-27.5	7-57 / 1-5	4 / 4
BETHUNE-COOKMAN	4-9 / 3-15	1-2 / 0-0	35:36 / 24:24	11:12	6.9 / 2.4	9.8 / 3.3	8.3 / 2.9	8.3 / 2.9	2-43.5 / 11-34.3	5-45 / 9-65	2 / 0
CENTRAL MICHIGAN	1-10 / 6-18	1-2 / 2-2	27:14 / 32:46	-5:32	1.5 / 1.1	10.4 / 4.3	5.2 / 3.2	5.2 / 3.2	5-41.6 / 6-39.8	13-93 / 9-60	4 / 4
VIRGINIA TECH	7-15 / 9-16	2-3 / 0-0	31:15 / 28:45	2:30	4.1 / 3.6	8.5 / 9.2	7.2 / 5.3	7.2 / 5.3	3-48.7 / 7-50.4	11-90 / 5-50	2 / 7
VIRGINIA	2-10 / 10-19	1-1 / 0-1	25:41 / 34:19	-8:38	3.3 / 2.4	6.7 / 6.0	5.1 / 4.5	5.1 / 4.5	6-45.8 / 3-44.3	4-24 / 3-20	5 / 3
GEORGIA TECH	5-13 / 6-14	0-1 / 2-2	28:02 / 31:58	-3:56	4.9 / 4.6	6.5 / 7.3	5.7 / 5.4	5.7 / 5.4	3-43.3 / 6-45.5	4-25 / 9-82	3 / 3
Pitt	2-13 / 9-20	1-2 / 0-1	26:38 / 33:22	-6:44	2.0 / 4.2	4.8 / 4.6	3.5 / 4.4	3.5 / 4.4	7-45.9 / 4-38.0	3-35 / 7-55	4 / 2
Florida State	3-15 / 5-17	3-3 / 0-2	28:24 / 31:36	-3:12	1.7 / 0.8	8.5 / 6.1	5.8 / 2.9	5.8 / 2.9	5-45.8 / 8-35.4	6-65 / 10-75	9 / 2
LOUISVILLE	5-10 / 5-14	0-0 / 3-4	26:58 / 33:02	-6:04	6.2 / 4.8	11.0 / 11.3	8.2 / 7.8	8.2 / 7.8	4-46.2 / 5-33.6	5-55 / 14-121	3 / 1
FIU	1-10 / 6-14	3-5 / 0-0	29:47 / 30:13	-0:26	5.3 / 4.7	6.9 / 5.3	6.2 / 5.0	6.2 / 5.0	3-52.0 / 6-40.2	6-65 / 14-144	0 / 2
Duke	4-19 / 6-19	2-3 / 0-0	33:19 / 26:41	6:38	2.4 / 2.7	4.6 / 6.2	3.4 / 3.9	3.4 / 3.9	11-37.4 / 8-50.1	6-45 / 3-40	6 / 9
Louisiana Tech	5-14 / 6-16	0-0 / 0-0	28:34 / 31:26	-2:52	2.6 / 4.3	4.5 / 5.8	3.7 / 5.0	3.7 / 5.0	9-41.2 / 9-42.2	7-65 / 5-49	3 / 4
Totals	44-162 / 75-202	13-25 / 12-17	393:04 / 386:56	6:08	3.8 / 3.2	7.4 / 6.7	5.7 / 4.7	5.7 / 4.7	65-43.4 / 80-40.5	91-782 / 98-866	46 / 51

Note: Game totals are displayed in the format TEAM/OPPONENT for each category

2019 FINAL STATISTICS (OVERALL: 6-7, ACC: 4-4, HOME: 4-2, AWAY: 2-2, NEUTRAL: 0-3)

20-YARD PLUS PLAYS

Yds	Type	Player(s)	Opponent
67*	Pass	Dee Wiggins from Jarren Williams	Louisville
62*	Rush	DeeJay Dallas	Virginia Tech
56*	Pass	Dee Wiggins from Jarren Williams	Florida State
54	Pass	Mark Pope from Jarren Williams	Bethune-Cookman
52	PR	K.J. Osborn	Georgia Tech
51	Pass	Brevin Jordan from N'Kosi Perry	Virginia Tech
51*	Rush	DeeJay Dallas	Bethune-Cookman
50	Pass	Dee Wiggins from N'Kosi Perry	Georgia Tech
50*	Rush	DeeJay Dallas	Florida
46	Rush	Cam'Ron Harris	Louisville
43	PR	K.J. Osborn	Duke
42	Rush	Cam'Ron Harris	Georgia Tech
42	Pass	DeeJay Dallas from Jarren Williams	Florida State
41	Pass	Michael Harley from Jarren Williams	Louisville
40	Pass	DeeJay Dallas from Jarren Williams	Florida
39	Pass	Jeff Thomas from N'Kosi Perry	Virginia Tech
39*	Pass	Jeff Thomas from Jarren Williams	Florida State
38*	Pass	Mark Pope from N'Kosi Perry	Virginia Tech
38	Pass	Michael Harley from Jarren Williams	North Carolina
38	PR	K.J. Osborn	Louisville
38	Pass	Will Mallory from Jarren Williams	Central Michigan
37	KR	Jeff Thomas	Bethune-Cookman
37	Rush	DeeJay Dallas	North Carolina
35*	Pass	Mark Pope from Jarren Williams	FIU
35	Pass	Brevin Jordan from N'Kosi Perry	Virginia
34	Pass	Michael Harley from Jarren Williams	Florida State
34	INT	Gilbert Frierson	Louisiana Tech
33	PR	K.J. Osborn	Louisiana Tech
33	Rush	Dee Wiggins	Bethune-Cookman
32*	Pass	K.J. Osborn from Jarren Williams	Pitt
32	Pass	Will Mallory from Jarren Williams	Duke
32	KR	Jeff Thomas	Florida
32*	Pass	Michael Harley from Jarren Williams	Bethune-Cookman
31	KR	K.J. Osborn	FIU
31*	Pass	Michael Harley from Jarren Williams	Louisville
29	PR	Jeff Thomas	Virginia Tech
29	Pass	K.J. Osborn from Jarren Williams	North Carolina
29	Pass	K.J. Osborn from N'Kosi Perry	Pitt
29	Pass	Mark Pope from Jarren Williams	Bethune-Cookman
29	Pass	Will Mallory from Jarren Williams	FIU
28	Pass	Brevin Jordan from N'Kosi Perry	Virginia Tech
28	KR	K.J. Osborn	Louisville
28	INT	DJ Ivey	Pitt
28*	Pass	Michael Harley from Jarren Williams	Louisville
27	Pass	Brevin Jordan from Jarren Williams	Central Michigan
27	KR	K.J. Osborn	Pitt
27	Pass	K.J. Osborn from N'Kosi Perry	Virginia
26	Pass	Jeff Thomas from Jarren Williams	Florida State
26	Rush	Cam'Ron Harris	Georgia Tech
26	Pass	Jeff Thomas from N'Kosi Perry	Virginia Tech
26	KR	Jeff Thomas	Duke
26	INT	Gurvan Hall, Jr.	Florida State
25*	Pass	Brevin Jordan from Jarren Williams	Florida
25	Pass	Michael Irvin II from Jarren Williams	FIU
25	Rush	Cam'Ron Harris	Louisville
25	KR	K.J. Osborn	Louisville
25	Pass	Brevin Jordan from Jarren Williams	Central Michigan
25	KR	Jeff Thomas	Duke
25*	Pass	Jeff Thomas from N'Kosi Perry	Virginia Tech
25	KR	Jeff Thomas	Duke
25	Pass	Will Mallory from Jarren Williams	Duke
24	Rush	DeeJay Dallas	Florida
24	Pass	Mark Pope from N'Kosi Perry	Virginia
23	Pass	Jeremiah Payton from N'Kosi Perry	Bethune-Cookman
23	KR	K.J. Osborn	FIU
23	Rush	Michael Harley	Virginia Tech
23	KR	K.J. Osborn	Louisville
23	Pass	Will Mallory from Jarren Williams	Duke
23	PR	K.J. Osborn	Florida State
22	KR	Jeff Thomas	FIU
22	Pass	Michael Harley from Jarren Williams	Central Michigan
22*	Pass	K.J. Osborn from Jarren Williams	Bethune-Cookman
22	Pass	Dee Wiggins from N'Kosi Perry	Virginia Tech
22	INT	Amari Carter	Florida
22	KR	Jeff Thomas	Virginia Tech
21	Rush	Robert Burns	FIU

LONG PLAYS BY THE NUMBERS

Long Plays By Yards	No.	TD
100+	0	0
90-99	0	0
80-89	0	0
70-79	0	0
60-69	2	2
50-59	7	3
40-49	6	0
30-39	20	6
20-29	54	4

Long Plays By Type	No.	TD
Rushing	16	3
Passing	48	12
Punt returns	6	0
Kick returns	15	0
Interceptions	4	0
Fumble returns	0	0
Other	0	0
TOTAL	89	15

20-YARD PLUS BY PLAYER

Player	No.	TD	R	P	KR	PR	IR	FR
K.J. Osborn	18	2	0	7	6	5	0	0
Jeff Thomas	15	2	0	5	9	1	0	0
Brevin Jordan	9	1	0	9	0	0	0	0
DeeJay Dallas	8	3	6	2	0	0	0	0
Michael Harley	8	3	1	7	0	0	0	0
Dee Wiggins	6	2	1	5	0	0	0	0
Mark Pope	6	2	1	5	0	0	0	0
Will Mallory	6	0	0	6	0	0	0	0
Cam'Ron Harris	5	0	5	0	0	0	0	0
Gilbert Frierson	1	0	0	0	0	0	1	0
DJ Ivey	1	0	0	0	0	0	1	0
Gurvan Hall, Jr.	1	0	0	0	0	0	1	0
Jeremiah Payton	1	0	0	1	0	0	0	0
Amari Carter	1	0	0	0	0	0	1	0
Robert Burns	1	0	1	0	0	0	0	0
Louis Hedley	1	0	1	0	0	0	0	0
Michael Irvin II	1	0	0	1	0	0	0	0
TOTAL	89	15	16	48	15	6	4	0

LONGEST PLAYS OF THE YEAR

Rushing
62 DeeJay Dallas vs Virginia Tech (10/5/2019)
Rushing Touchdown
62 DeeJay Dallas vs Virginia Tech (10/5/2019)
Passing
67 Dee Wiggins from Jarren Williams vs Louisville (11/9/2019)
Passing Touchdown
67 Dee Wiggins from Jarren Williams vs Louisville (11/9/2019)
Punt Return
52 K.J. Osborn vs Georgia Tech (10/19/2019)
Kick Return
37 Jeff Thomas vs Bethune-Cookman (9/14/2019)
Interception Return
34 Gilbert Frierson vs Louisiana Tech (12/26/2019)
Fumble Return
3 Gurvan Hall, Jr. vs Pitt (11/26/2019)
Punt
67 Louis Hedley vs Georgia Tech (10/19/2019)
Field Goal
50 Bubba Baxa vs North Carolina (9/7/2019)



2019 FINAL STATISTICS (OVERALL: 6-7, ACC: 4-4, HOME: 4-2, AWAY: 2-2, NEUTRAL: 0-3)

Yds	Type	Player(s)	Opponent
21	KR	Jeff Thomas	Virginia
21	Rush	Mark Pope	Bethune-Cookman
21	Pass	Will Mallory from Jarren Williams	Central Michigan
21	Rush	Louis Hedley	Duke
21	Pass	Brevin Jordan from Jarren Williams	Virginia Tech
21	KR	Jeff Thomas	Central Michigan
21	Pass	K.J. Osborn from Jarren Williams	Louisiana Tech
21	Pass	K.J. Osborn from Jarren Williams	Bethune-Cookman
20	Pass	Dee Wiggins from N'Kosi Perry	Virginia Tech
20	Pass	Brevin Jordan from Jarren Williams	Florida
20	Rush	DeeJay Dallas	Louisville
20	Rush	Cam/Ron Harris	North Carolina
20	Pass	Brevin Jordan from Jarren Williams	North Carolina



2019 FINAL STATISTICS

(OVERALL: 6-7, ACC: 4-4, HOME: 4-2, AWAY: 2-2, NEUTRAL: 0-3)

Miami (FL) Inside Opponent Red-Zone

Date	Opponent	Score	Times	Times	Total	Rush		Pass	FGs	Failed to score inside RZ					
			In RZ	Scored	Pts	TDs	TDs	TDs	Made	FGA	Down	Int	Fumb	Half	Game
Aug 24, 2019	vs Florida	L 20-24	3	2	10	1	0	1	1	1	0	0	0	0	0
Sep 07, 2019	at North Carolina	L 25-28	6	4	22	3	1	2	1	1	1	0	0	0	0
Sep 14, 2019	BETHUNE-COOKMAN	W 63-0	8	6	42	6	4	2	0	1	1	0	0	0	0
Sep 21, 2019	CENTRAL MICHIGAN	W 17-12	3	3	17	2	1	1	1	0	0	0	0	0	0
Oct 05, 2019	VIRGINIA TECH	L 35-42	4	2	14	2	0	2	0	0	0	1	0	1	0
Oct 11, 2019	VIRGINIA	W 17-9	3	3	17	2	1	1	1	0	0	0	0	0	0
Oct 19, 2019	GEORGIA TECH	L 21-28	7	3	21	3	1	2	0	3	0	0	0	1	0
Nov 26, 2019	at Pitt	W 16-12	3	2	10	1	1	0	1	0	0	0	0	1	0
Nov 02, 2019	at Florida State	W 27-10	4	3	13	1	1	0	2	1	0	0	0	0	0
Nov 09, 2019	LOUISVILLE	W 52-27	5	5	31	4	1	3	1	0	0	0	0	0	0
Nov 23, 2019	vs FIU	L 24-30	5	3	17	2	1	1	1	0	2	0	0	0	0
Nov 30, 2019	at Duke	L 17-27	3	3	17	2	1	1	1	0	0	0	0	0	0
Dec 26, 2019	vs Louisiana Tech	L 0-14	0	0	0	0	0	0	0	0	0	0	0	0	0
Totals			54	39	231	29	13	16	10	7	4	1	0	3	0
39 of 54 (72.2%)															

Opponents Inside Miami (FL) Red-Zone

Date	Opponent	Score	Times	Times	Total	Rush		Pass	FGs	Failed to score inside RZ					
			In RZ	Scored	Pts	TDs	TDs	TDs	Made	FGA	Down	Int	Fumb	Half	Game
Aug 24, 2019	vs Florida	L 20-24	4	3	17	2	1	1	1	0	0	0	1	0	0
Sep 07, 2019	at North Carolina	L 25-28	4	4	21	2	1	1	2	0	0	0	0	0	0
Sep 14, 2019	BETHUNE-COOKMAN	W 63-0	1	0	0	0	0	0	0	0	0	0	0	1	0
Sep 21, 2019	CENTRAL MICHIGAN	W 17-12	1	1	7	1	1	0	0	0	0	0	0	0	0
Oct 05, 2019	VIRGINIA TECH	L 35-42	6	6	42	6	3	3	0	0	0	0	0	0	0
Oct 11, 2019	VIRGINIA	W 17-9	3	3	9	0	0	0	3	0	0	0	0	0	0
Oct 19, 2019	GEORGIA TECH	L 21-28	1	0	0	0	0	0	0	0	0	0	1	0	0
Nov 26, 2019	at Pitt	W 16-12	3	3	9	0	0	0	3	0	0	0	0	0	0
Nov 02, 2019	at Florida State	W 27-10	2	2	10	1	0	1	1	0	0	0	0	0	0
Nov 09, 2019	LOUISVILLE	W 52-27	5	2	14	2	1	1	0	0	1	2	0	0	0
Nov 23, 2019	vs FIU	L 24-30	2	2	10	1	0	1	1	0	0	0	0	0	0
Nov 30, 2019	at Duke	L 17-27	2	2	10	1	1	0	1	0	0	0	0	0	0
Dec 26, 2019	vs Louisiana Tech	L 0-14	2	1	7	1	1	0	0	0	0	1	0	0	0
Totals			36	29	156	17	9	8	12	0	1	3	2	1	0
29 of 36 (80.6%)															



2019 FINAL STATISTICS (OVERALL: 6-7, ACC: 4-4, HOME: 4-2, AWAY: 2-2, NEUTRAL: 0-3)

3rd-Down Conversions

Date	Opponent	Score	Overall	1st Qtr	2nd Qtr	3rd Qtr	4th Qtr	Overtime
Aug 24, 2019	vs Florida	L 20-24	2-13 15.4	0-2 0.0	2-4 50.0	0-2 0.0	0-5 0.0	
Sep 07, 2019	at North Carolina	L 25-28	3-11 27.3	0-3 0.0	1-3 33.3	1-2 50.0	1-3 33.3	
Sep 14, 2019	BETHUNE-COOKMAN	W 63-0	4-9 44.4	0-2 0.0	0-3 0.0	2-2 100.0	2-2 100.0	
Sep 21, 2019	CENTRAL MICHIGAN	W 17-12	1-10 10.0	0-2 0.0	1-4 25.0	0-2 0.0	0-2 0.0	
Oct 05, 2019	VIRGINIA TECH	L 35-42	7-15 46.7	0-3 0.0	1-3 33.3	2-3 66.7	4-6 66.7	
Oct 11, 2019	VIRGINIA	W 17-9	2-10 20.0	0-2 0.0	1-4 25.0	0-2 0.0	1-2 50.0	
Oct 19, 2019	GEORGIA TECH	L 21-28	5-13 38.5	1-2 50.0	2-4 50.0	0-2 0.0	1-3 33.3	1-2 50.0
Nov 26, 2019	at Pitt	W 16-12	2-13 15.4	1-4 25.0	0-2 0.0	0-3 0.0	1-4 25.0	
Nov 02, 2019	at Florida State	W 27-10	3-15 20.0	1-3 33.3	1-5 20.0	0-4 0.0	1-3 33.3	
Nov 09, 2019	LOUISVILLE	W 52-27	5-10 50.0	0-0 0.0	3-4 75.0	2-4 50.0	0-2 0.0	
Nov 23, 2019	vs FIU	L 24-30	1-10 10.0	0-1 0.0	0-2 0.0	1-3 33.3	0-4 0.0	
Nov 30, 2019	at Duke	L 17-27	4-19 21.1	0-4 0.0	4-6 66.7	0-5 0.0	0-4 0.0	
Dec 26, 2019	vs Louisiana Tech	L 0-14	5-14 35.7	2-5 40.0	1-4 25.0	0-2 0.0	2-3 66.7	
Miami (FL)			44-162 27.2	5-33 15.2	17-48 35.4	8-36 22.2	13-43 30.2	1-2 50.0
Opponents			75-202 37.1	19-50 38.0	24-56 42.9	12-47 25.5	20-49 40.8	0-0 0.0

4th-Down Conversions

Date	Opponent	Score	Overall	1st Qtr	2nd Qtr	3rd Qtr	4th Qtr	Overtime
Aug 24, 2019	vs Florida	L 20-24	0-2 0.0	0-0 0.0	0-0 0.0	0-0 0.0	0-2 0.0	
Sep 07, 2019	at North Carolina	L 25-28	0-1 0.0	0-0 0.0	0-0 0.0	0-1 0.0	0-0 0.0	
Sep 14, 2019	BETHUNE-COOKMAN	W 63-0	1-2 50.0	0-0 0.0	1-2 50.0	0-0 0.0	0-0 0.0	
Sep 21, 2019	CENTRAL MICHIGAN	W 17-12	1-2 50.0	1-2 50.0	0-0 0.0	0-0 0.0	0-0 0.0	
Oct 05, 2019	VIRGINIA TECH	L 35-42	2-3 66.7	0-0 0.0	1-2 50.0	0-0 0.0	1-1 100.0	
Oct 11, 2019	VIRGINIA	W 17-9	1-1 100.0	1-1 100.0	0-0 0.0	0-0 0.0	0-0 0.0	
Oct 19, 2019	GEORGIA TECH	L 21-28	0-1 0.0	0-0 0.0	0-0 0.0	0-0 0.0	0-0 0.0	0-1 0.0
Nov 26, 2019	at Pitt	W 16-12	1-2 50.0	0-0 0.0	0-0 0.0	0-1 0.0	1-1 100.0	
Nov 02, 2019	at Florida State	W 27-10	2-3 66.7	0-0 0.0	1-1 100.0	0-1 0.0	1-1 100.0	
Nov 09, 2019	LOUISVILLE	W 52-27	0-0 0.0	0-0 0.0	0-0 0.0	0-0 0.0	0-0 0.0	
Nov 23, 2019	vs FIU	L 24-30	3-5 60.0	0-0 0.0	0-2 0.0	0-0 0.0	3-3 100.0	
Nov 30, 2019	at Duke	L 17-27	2-3 66.7	1-1 100.0	0-0 0.0	0-0 0.0	1-2 50.0	
Dec 26, 2019	vs Louisiana Tech	L 0-14	0-0 0.0	0-0 0.0	0-0 0.0	0-0 0.0	0-0 0.0	
Miami (FL)			13-25 52.0	3-4 75.0	3-7 42.9	0-3 0.0	7-10 70.0	0-1 0.0
Opponents			12-17 70.6	3-3 100.0	2-4 50.0	1-1 100.0	6-9 66.7	0-0 0.0

Time of Possession

Date	Opponent	Score	Overall	1st Qtr	2nd Qtr	3rd Qtr	4th Qtr	Overtime
Aug 24, 2019	vs Florida	L 20-24	36:13	8:01	10:05	5:55	12:12	
Sep 07, 2019	at North Carolina	L 25-28	35:23	8:00	11:06	8:57	7:20	
Sep 14, 2019	BETHUNE-COOKMAN	W 63-0	35:36	7:10	10:12	9:29	8:55	
Sep 21, 2019	CENTRAL MICHIGAN	W 17-12	27:14	7:01	5:14	8:57	6:02	
Oct 05, 2019	VIRGINIA TECH	L 35-42	31:15	8:02	4:03	9:43	9:27	
Oct 11, 2019	VIRGINIA	W 17-9	25:41	7:04	5:21	3:46	9:30	
Oct 19, 2019	GEORGIA TECH	L 21-28	28:02	7:22	8:42	4:50	7:08	0:00
Nov 26, 2019	at Pitt	W 16-12	26:38	6:09	6:47	8:33	5:09	
Nov 02, 2019	at Florida State	W 27-10	28:24	7:21	6:48	7:03	7:12	
Nov 09, 2019	LOUISVILLE	W 52-27	26:58	3:20	7:49	11:22	4:27	
Nov 23, 2019	vs FIU	L 24-30	29:47	6:45	6:30	9:30	7:02	
Nov 30, 2019	at Duke	L 17-27	33:19	7:25	9:40	10:05	6:09	
Dec 26, 2019	vs Louisiana Tech	L 0-14	28:34	9:28	7:46	4:47	6:33	
Miami (FL)		Total	393:04	93:08	99:53	102:57	97:06	0:00
		Avg.	30:14	7:09	7:41	7:55	7:28	0:00
Opponents		Total	386:56	101:52	95:07	92:03	97:54	0:00
		Avg.	29:45	7:50	7:19	7:04	7:31	0:00

2019 FINAL STATISTICS

(OVERALL: 6-7, ACC: 4-4, HOME: 4-2, AWAY: 2-2, NEUTRAL 0-3)

#	PLAYER	GP	GS	UF	NC	BCU	CMU	VT	VA	GT	UP	FS	UL	FIU	DU	LATECH
2B	Bandy, T.	13/13		START	START	START	START	START	START	START	START	START	START	START	START	START
21	Baxa, B.	13/-		XXX	XXX	XXX	XXX	XXX	XXX	XXX	XXX	START	START	START	START	START
93	Behrel, P.	13/13		START	START	START	START	START	START	START	START	START	START	START	START	START
7B	Blades, A.	13/7		START	START	START	START	START	START	START	START	START	START	START	START	START
92	Blissett, J.	1/-	
1B	Bolden, B.	5/1	
6B	Brooks, S.	8/1	
22	Burns, R.	12/-		XXX	XXX	XXX	XXX	XXX	XXX	XXX	XXX	XXX	XXX	XXX	XXX	XXX
74	Campbell, J.	11/2		START	START	START	START	START	START	START	START	START	START	START	START	START
5C	Carter, A.	13/5		START	START	START	START	START	START	START	START	START	START	START	START	START
53	Clark, J.	12/12		START	START	START	START	START	START	START	START	START	START	START	START	START
3C	Couch, T.	13/-		XXX	XXX	XXX	XXX	XXX	XXX	XXX	XXX	XXX	XXX	XXX	XXX	XXX
13	Dallas, D.	10/10		START	START	START	START	START	START	START	START	START	START	START	START	START
47	Davidson, T.	2/-	
55	Donaldson, N.	12/12		START	START	START	START	START	START	START	START	START	START	START	START	START
27	Few, M.	9/-	
30	Finley, R.	13/12		START	START	START	START	START	START	START	START	START	START	START	START	START
96	Ford, J.	13/13		START	START	START	START	START	START	START	START	START	START	START	START	START
3F	Frison, G.	13/1		XXX	XXX	XXX	START	XXX	XXX	XXX	XXX	XXX	XXX	XXX	XXX	XXX
97	Garvin, J.	12/11		START	START	START	START	START	START	START	START	START	START	START	START	START
65	Gaynor, C.	13/13		START	START	START	START	START	START	START	START	START	START	START	START	START
44	George, R.	12/-		XXX	XXX	XXX	XXX	XXX	XXX	XXX	XXX	XXX	XXX	XXX	XXX	XXX
40	Gutierrez, L.	1/-	
26	Hail, G.	13/11		START	START	START	START	START	START	START	START	START	START	START	START	START
3	Harley, M.	13/4		XXX	XXX	XXX	START	XXX	XXX	START	XXX	XXX	XXX	START	XXX	XXX
23	Harris, C.	13/3		XXX	XXX	XXX	XXX	XXX	XXX	XXX	START	XXX	XXX	START	XXX	START
1H	Harrison-Hunte	1/-	
2H	Harvey, J.	4/-		XXX	XXX	XXX	XXX	XXX	XXX	XXX	XXX	XXX	XXX	XXX	XXX	XXX
5H	Hedley, L.	13/-		XXX	XXX	XXX	XXX	XXX	XXX	XXX	XXX	XXX	XXX	XXX	XXX	XXX
47	Herbert, K.	10/-	
7	Hightower, B.	7/-		XXX	XXX	XXX	XXX	XXX	XXX	XXX	XXX	XXX	XXX	XXX	XXX	XXX
94	Hill, T.	12/1		XXX	XXX	XXX	XXX	XXX	XXX	XXX	XXX	XXX	XXX	XXX	XXX	XXX
75	Hillery, Z.	12/-		XXX	XXX	XXX	XXX	XXX	XXX	XXX	XXX	XXX	XXX	XXX	XXX	XXX
81	Hodges, L.	4/-	
81	Holley, J.	2/-	
87	Irvine II, M.	13/3		XXX	XXX	XXX	XXX	XXX	XXX	XXX	START	XXX	START	XXX	START	START
81	Ivey, D.	12/6		XXX	XXX	START	START	START	XXX	START	XXX	XXX	XXX	XXX	XXX	START
58	James, C.	13/-		XXX	XXX	XXX	XXX	XXX	XXX	XXX	XXX	XXX	XXX	XXX	XXX	XXX
9	Jordan, B.	11/10		START	START	START	START	START	START	START	START	START	START	START	START	START
2J	Joyner, P.	1/-	
72	Kennedy, T.	13/9		XXX	XXX	START	XXX	START	XXX	START	START	START	START	START	START	START
1	Knowles, R.	2/-	
20	Lingard, L.	1/-	
34	Lugo-Pagundo, E	13/8		START	START	START	START	START	START	START	START	START	START	START	START	START
85	Mallory, W.	5/-		XXX	XXX	XXX	XXX	XXX	XXX	XXX	XXX	XXX	XXX	XXX	XXX	XXX
18	Martell, T.	2/-	
90	Martin, T.	2/-	



2019 FINAL STATISTICS

(OVERALL: 6-7, ACC: 4-4, HOME: 4-2, AWAY: 2-2, NEUTRAL: 0-3)

#	PLAYER	GP	GS	UF	NC	BCU	CMU	VT	VA	GT	UP	FS	UL	FIU	DU	LATECH
3M	McCloud, Z.	4/1	XXX	XXX	XXX	XXX	XXX	XXX	XXX	START	START	XXX	XXX	XXX	XXX	XXX
91	Miller, J.	13/-	XXX	XXX	XXX	XXX	XXX	XXX	XXX	XXX	XXX	XXX	XXX	XXX	XXX	XXX
29	Murphy, J.	13/13	XXX	XXX	XXX	START	START	START	START	START	START	START	START	START	START	START
60	Nelson, Z.	13/13	START	START	START	START	START	START	START	START	START	START	START	START	START	START
83	Njoku, E.	1/-	XXX	XXX	XXX	XXX	XXX	XXX	XXX	XXX	XXX	XXX	XXX	XXX	XXX	XXX
99	Nnoruka, C.	13/13	START	START	START	START	START	START	START	START	START	START	START	START	START	START
2	Osborn, K.	13/13	START	START	START	START	START	START	START	START	START	START	START	START	START	START
41	Parrott, M.	10/-	XXX	XXX	XXX	XXX	XXX	XXX	XXX	XXX	XXX	XXX	XXX	XXX	XXX	XXX
71	Patchan, S.	13/6	START	START	START	START	START	START	START	START	START	START	START	START	START	START
12	Payton, J.	4/-	XXX	XXX	XXX	XXX	XXX	XXX	XXX	XXX	XXX	XXX	XXX	XXX	XXX	XXX
5	Perry, N.	8/3	XXX	XXX	XXX	XXX	XXX	XXX	XXX	START	START	START	START	START	START	START
56	Pinckney, M.	11/11	START	START	START	START	START	START	START	START	START	START	START	START	START	START
88	Polendey, B.	6/1	XXX	XXX	XXX	XXX	XXX	XXX	XXX	XXX	XXX	XXX	XXX	XXX	XXX	XXX
6	Pope, M.	12/1	XXX	XXX	XXX	XXX	XXX	XXX	XXX	XXX	XXX	XXX	XXX	XXX	XXX	XXX
45	Price, C.	6/-	XXX	XXX	XXX	XXX	XXX	XXX	XXX	XXX	XXX	XXX	XXX	XXX	XXX	XXX
5Q	Quartermann, S.	13/13	START	START	START	START	START	START	START	START	START	START	START	START	START	START
4R	Ragone, R.	9/-	XXX	XXX	XXX	XXX	XXX	XXX	XXX	XXX	XXX	XXX	XXX	XXX	XXX	XXX
52	Reed, C.	1/-	XXX	XXX	XXX	XXX	XXX	XXX	XXX	XXX	XXX	XXX	XXX	XXX	XXX	XXX
5R	Rousseau, G.	13/7	START	START	START	START	START	START	START	START	START	START	START	START	START	START
51	Scaife, D.	13/13	START	START	START	START	START	START	START	START	START	START	START	START	START	START
1S	Silveira, N.	9/-	XXX	XXX	XXX	XXX	XXX	XXX	XXX	XXX	XXX	XXX	XXX	XXX	XXX	XXX
4S	Smith, K.	5/-	XXX	XXX	XXX	XXX	XXX	XXX	XXX	XXX	XXX	XXX	XXX	XXX	XXX	XXX
7S	Spicer, J.	12/-	XXX	XXX	XXX	XXX	XXX	XXX	XXX	XXX	XXX	XXX	XXX	XXX	XXX	XXX
1D	Stephenson, D.	2/-	XXX	XXX	XXX	XXX	XXX	XXX	XXX	XXX	XXX	XXX	XXX	XXX	XXX	XXX
4	Thomas, J.	10/7	START	START	START	START	START	START	START	START	START	START	START	START	START	START
66	Traore, O.	2/-	XXX	XXX	XXX	XXX	XXX	XXX	XXX	XXX	XXX	XXX	XXX	XXX	XXX	XXX
49	Walker, S.	1/-	XXX	XXX	XXX	XXX	XXX	XXX	XXX	XXX	XXX	XXX	XXX	XXX	XXX	XXX
8	Wiggins, D.	12/5	XXX	XXX	XXX	XXX	XXX	XXX	XXX	XXX	XXX	XXX	XXX	XXX	XXX	XXX
24	Williams, Ch.	13/-	XXX	XXX	XXX	XXX	XXX	XXX	XXX	XXX	XXX	XXX	XXX	XXX	XXX	XXX
15	Williams, J.	12/10	START	START	START	START	START	START	START	START	START	START	START	START	START	START

2019 FINAL STATISTICS

(OVERALL: 6-7, ACC: 4-4, HOME: 4-2, AWAY: 2-2, NEUTRAL: 0-3)

INDIVIDUAL GAME HIGHS

Rushes	18	Cam'Ron Harris vs Georgia Tech (Oct 19, 2019)
	18	DeeJay Dallas at Florida State (Nov 02, 2019)
	18	Robert Burns at Duke (Nov 30, 2019)
Yards Rushing	136	Cam'Ron Harris vs Georgia Tech (Oct 19, 2019)
TD Rushes	3	DeeJay Dallas vs Bethune-Cookman (Sep 14, 2019)
Long Rush	62	DeeJay Dallas vs Virginia Tech (Oct 05, 2019)
Pass attempts	47	N'Kosi Perry vs Virginia Tech (Oct 05, 2019)
Pass completions	30	Jarren Williams at North Carolina (Sep 07, 2019)
Yards Passing	422	N'Kosi Perry vs Virginia Tech (Oct 05, 2019)
TD Passes	6	Jarren Williams vs Louisville (Nov 09, 2019)
Long Pass	67	Jarren Williams vs Louisville (Nov 09, 2019)
Receptions	7	K.J. Osborn at North Carolina (Sep 07, 2019)
	7	Jeff Thomas at North Carolina (Sep 07, 2019)
	7	Brevin Jordan vs Virginia Tech (Oct 05, 2019)
Yards Receiving	136	Brevin Jordan vs Virginia Tech (Oct 05, 2019)
TD Receptions	2	Larry Hodges vs Bethune-Cookman (Sep 14, 2019)
	2	Jeff Thomas vs Virginia Tech (Oct 05, 2019)
	2	Dee Wiggins vs Louisville (Nov 09, 2019)
	2	Michael Harley vs Louisville (Nov 09, 2019)
Long Reception	67	Dee Wiggins vs Louisville (Nov 09, 2019)
Field Goals	2	Bubba Baxa vs Florida (Aug 24, 2019)
	2	Bubba Baxa at North Carolina (Sep 07, 2019)
	2	Camden Price at Florida State (Nov 02, 2019)
Long Field Goal	50	Bubba Baxa at North Carolina (Sep 07, 2019)
Punts	11	Louis Hedley at Duke (Nov 30, 2019)
Punting Avg	52.0	Louis Hedley vs FIU (Nov 23, 2019)
Long Punt	67	Louis Hedley vs Georgia Tech (Oct 19, 2019)
Punts inside 20	4	Louis Hedley at Pitt (Nov 26, 2019)
	4	Louis Hedley vs Louisiana Tech (Dec 26, 2019)
Long Punt Return	52	K.J. Osborn vs Georgia Tech (Oct 19, 2019)
Long Kickoff Return	37	Jeff Thomas vs Bethune-Cookman (Sep 14, 2019)
Tackles	14	Shaq Quarterman vs Central Michigan (Sep 21, 2019)
Sacks	4.0	Greg Rousseau at Florida State (Nov 02, 2019)
Tackles For Loss	5.0	Greg Rousseau at Florida State (Nov 02, 2019)
Interceptions	2	DJ Ivey at Pitt (Nov 26, 2019)



2019 FINAL STATISTICS

(OVERALL: 6-7, ACC: 4-4, HOME: 4-2, AWAY: 2-2, NEUTRAL: 0-3)

TEAM GAME HIGHS

Rushes	41	at Duke (Nov 30, 2019)
Yards Rushing	257	vs Bethune-Cookman (Sep 14, 2019)
Yards Per Rush	6.9	vs Bethune-Cookman (Sep 14, 2019)
TD Rushes	5	vs Bethune-Cookman (Sep 14, 2019)
Pass attempts	55	vs Virginia Tech (Oct 05, 2019)
Pass completions	32	vs Virginia Tech (Oct 05, 2019)
Yards Passing	469	vs Virginia Tech (Oct 05, 2019)
Yards Per Pass	11.0	vs Louisville (Nov 09, 2019)
TD Passes	6	vs Louisville (Nov 09, 2019)
Total Plays	78	vs Virginia Tech (Oct 05, 2019)
Total Offense	590	vs Bethune-Cookman (Sep 14, 2019)
Yards Per Play	8.3	vs Bethune-Cookman (Sep 14, 2019)
Points	63	vs Bethune-Cookman (Sep 14, 2019)
Sacks By	9	at Florida State (Nov 02, 2019)
First Downs	27	at North Carolina (Sep 07, 2019)
	27	vs Virginia Tech (Oct 05, 2019)
Penalties	14	vs Florida (Aug 24, 2019)
Penalty Yards	118	vs Florida (Aug 24, 2019)
Turnovers	5	vs Virginia Tech (Oct 05, 2019)
Interceptions By	2	vs Florida (Aug 24, 2019)
	2	at Pitt (Nov 26, 2019)
	2	at Florida State (Nov 02, 2019)
	2	vs Louisville (Nov 09, 2019)
Punts	11	at Duke (Nov 30, 2019)
Punting Avg	52.0	vs FIU (Nov 23, 2019)
Long Punt	67	vs Georgia Tech (Oct 19, 2019)
Punts inside 20	4	at Pitt (Nov 26, 2019)
	4	vs Louisiana Tech (Dec 26, 2019)
Long Punt Return	52	vs Georgia Tech (Oct 19, 2019)

2019 FINAL STATISTICS

(OVERALL: 6-7, ACC: 4-4, HOME: 4-2, AWAY: 2-2, NEUTRAL: 0-3)

OPPONENT INDIVIDUAL GAME HIGHS

Rushes	23	Harris,Q., at Duke (Nov 30, 2019)
Yards Rushing	141	Mason, J., vs Georgia Tech (Oct 19, 2019)
TD Rushes	1	Franks,F., vs Florida (Aug 24, 2019)
	1	Williams, J, at North Carolina (Sep 07, 2019)
	1	MOORE, David, vs Central Michigan (Sep 21, 2019)
	1	McCleave, D, vs Virginia Tech (Oct 05, 2019)
	1	Mitchell, J, vs Virginia Tech (Oct 05, 2019)
	1	Hooker, H, vs Virginia Tech (Oct 05, 2019)
	1	Mason, J., vs Georgia Tech (Oct 19, 2019)
	1	Hall, H., vs Louisville (Nov 09, 2019)
	1	Cunningham, M., vs Louisville (Nov 09, 2019)
	1	JONES,A, vs FIU (Nov 23, 2019)
	1	Harris,Q., at Duke (Nov 30, 2019)
	1	Jackson,D., at Duke (Nov 30, 2019)
	1	SMITH, J'Mar, vs Louisiana Tech (Dec 26, 2019)
Long Rush	58	Hall, H., vs Louisville (Nov 09, 2019)
Pass attempts	50	MOORE, David, vs Central Michigan (Sep 21, 2019)
Pass completions	25	Perkins, B, vs Virginia (Oct 11, 2019)
Yards Passing	274	Howell, S, at North Carolina (Sep 07, 2019)
TD Passes	3	Hooker, H, vs Virginia Tech (Oct 05, 2019)
Long Pass	80	Cunningham, M., vs Louisville (Nov 09, 2019)
Receptions	11	PIMPLETON, K., vs Central Michigan (Sep 21, 2019)
Yards Receiving	142	Atwell, T., vs Louisville (Nov 09, 2019)
TD Receptions	3	Keene, D, vs Virginia Tech (Oct 05, 2019)
Long Reception	80	Atwell, T., vs Louisville (Nov 09, 2019)
Field Goals	4	Kessman, A, at Pitt (Nov 26, 2019)
Long Field Goal	55	TICE, Ryan, vs Central Michigan (Sep 21, 2019)
Punts	11	COWARD,Bryce, vs Bethune-Cookman (Sep 14, 2019)
Punting Avg	50.4	Bradburn, O, vs Virginia Tech (Oct 05, 2019)
Long Punt	71	Parker,A., at Duke (Nov 30, 2019)
Punts inside 20	4	Parker,A., at Duke (Nov 30, 2019)
Long Punt Return	22	HARRIS, Smoke, vs Louisiana Tech (Dec 26, 2019)
Long Kickoff Return	72	Reed, J, vs Virginia (Oct 11, 2019)
Tackles	14	Gemmel, J, at North Carolina (Sep 07, 2019)
Sacks	3.5	Rumph,C., at Duke (Nov 30, 2019)
Tackles For Loss	3.5	Rumph,C., at Duke (Nov 30, 2019)
Interceptions	2	Waller, J, vs Virginia Tech (Oct 05, 2019)
	2	Farley, C, vs Virginia Tech (Oct 05, 2019)



2019 FINAL STATISTICS (OVERALL: 6-7, ACC: 4-4, HOME: 4-2, AWAY: 2-2, NEUTRAL: 0-3)

OPPONENT TEAM GAME HIGHS

Rushes	48	at Duke (Nov 30, 2019)
Yards Rushing	207	vs Georgia Tech (Oct 19, 2019)
Yards Per Rush	4.8	vs Louisville (Nov 09, 2019)
TD Rushes	3	vs Virginia Tech (Oct 05, 2019)
Pass attempts	51	vs Central Michigan (Sep 21, 2019)
Pass completions	25	vs Virginia (Oct 11, 2019)
Yards Passing	328	vs Louisville (Nov 09, 2019)
Yards Per Pass	11.7	at North Carolina (Sep 07, 2019)
TD Passes	3	vs Virginia Tech (Oct 05, 2019)
Total Plays	78	vs Central Michigan (Sep 21, 2019)
Total Offense	496	vs Louisville (Nov 09, 2019)
Yards Per Play	7.8	vs Louisville (Nov 09, 2019)
Points	42	vs Virginia Tech (Oct 05, 2019)
Sacks By	10	vs Florida (Aug 24, 2019)
First Downs	22	at North Carolina (Sep 07, 2019)
Penalties	14	vs Louisville (Nov 09, 2019)
	14	vs FIU (Nov 23, 2019)
Penalty Yards	144	vs FIU (Nov 23, 2019)
Turnovers	4	vs Florida (Aug 24, 2019)
Interceptions By	4	vs Virginia Tech (Oct 05, 2019)
Punts	11	vs Bethune-Cookman (Sep 14, 2019)
Punting Avg	50.4	vs Virginia Tech (Oct 05, 2019)
Long Punt	71	at Duke (Nov 30, 2019)
Punts inside 20	4	at Duke (Nov 30, 2019)
Long Punt Return	22	vs Louisiana Tech (Dec 26, 2019)



MIAMI FOOTBALL HISTORY

Hurricanes Football History.....	102-109
All-Time Results.....	110-123
Series History.....	124-140
National Championships.....	141-145
Bowl Game History.....	146
Bowl Game Recaps.....	147-160
College / Pro Football Hall of Fame.....	161-167
First-Team All-Americans.....	168-176
Ring of Honor.....	177-180
Retired Jerseys.....	181
Award Winners.....	182-187
All-Conference & Conference Awards.....	188-193
#ProCanes.....	194-205
NFL Draft History.....	206-209
Hurricanes in the Super Bowl / Pro Bowl.....	210-212
All-Time Lettermen.....	213-233
Attendance.....	234-235
University of Miami Sports Hall of Fame.....	236-239

1926-36

THE BEGINNING

Before competition even took place on a freshman level, plans for a 50,000-seat on campus stadium were proposed in 1926 by the school's first president, Dr. Bowman Ashe. Work began on a temporary, 8,000-seat structure on campus, but one day later, on September 17, 1926, a hurricane leveled much of South Florida, killing more than 130 people, damaging over 10,000 homes and shelving plans for the stadium.

Due to the storm, classes started late and it wasn't until October 23 that UM played its first game: a 7-0 win over Rollins in front of 304 spectators. The season included two wins over the University of Havana, with a Thanksgiving Day game in Miami and a Christmas Day meeting in Cuba.

The first varsity competition came in 1927 and coach Howard Buck guided the Hurricanes to a 3-6-1 record with a 39-3 win over Rollins in the first game.

MIAMI'S FIRST ROAD VICTORY

J. Burton Rix, who had coached at Texas and SMU, arrived in time for the 1929 season and Miami's first varsity road games. The team traveled via the city's private car, *The Spirit of Miami* on the Eastern Seaboard Railroad.

MIAMI'S FIRST INTERSECTIONAL GAME

Miami's first intersectional game was an indoor contest against Temple in Atlantic City, N.J. The UM players presented their opponents with coconuts prior to the contest; in return Temple handed Miami a 34-0 defeat. Also that season, the Hurricanes played one of the nation's first night games on October 31, 1930 a game vs. Bowden College in Miami.

FIRST BOWL GAME

UM entered the bowl business, upsetting Manhattan in the Palm Festival on January 1, 1933, at Moore Park in Miami. The next year, UM went 5-0-2 but lost in the Palm Festival to a Duquesne team coached by Elmer Layden (one of the famed Four Horsemen of Notre Dame).

BEGINNING OF THE FAMED ORANGE BOWL

UM played Bucknell on New Year's Day following the 1934 season in the Wooden Bowl. A halftime parade that included an orange-colored

bowl was the humble beginning of the famed Orange Bowl extravaganzas produced by Earnie Seiler.

1937-42, 1945-47

THE JACK HARDING ERA

Jack Harding served as both head coach and athletic director in 1937. In nine seasons as head coach (with a two-year break for service in World War II), Harding moved the Hurricanes from the ranks of a small time program into major college status. In 1937 UM also moved into the Roddy Burdine Municipal Stadium (later renamed the Orange Bowl).

HURRICANES' FIRST WIN OVER GATORS

Miami won its first meeting against Florida and that same year captured the Southern Intercollegiate Athletic Association championship for the first time.

HURRICANES DURING WWII

Eddie Dunn, a running back out of Pittsburgh, starred for the Hurricanes in the late '30s and took over as head coach for two years (1943-44) during World War II. When Harding returned just prior to the 1945 season, it appeared that UM would suffer through another miserable season after going 1-7-1 in 1944. But enrollment began to swell as hundreds returned from the service. The Canes forged a 9-1-1 record that included one of the most memorable Orange Bowl games in history.

On January 1, 1946, UM and Holy Cross had battled to a 6-6 tie with just a few seconds remaining. Crusader quarterback Gene DeFilippo threw a desperation pass that went in and out of the arms of an open receiver and wound up in the hands of the Hurricanes' Al Hudson. A former Miami Edison High track star, Hudson juggled the ball and sprinted 89 yards for the winning score as time ran out.

1948-63

THE ANDY GUSTAFSON ERA

In 16 seasons, Andy Gustafson's teams went to four bowls and appeared on national television nine times. He developed the "Miami Drive Series", a form of the belly option generally considered the forerunner of the wishbone and coached Al Carapella as UM's first major college All-American (1950). Gustafson's 1950 squad went 9-1-1, defeated Purdue one week after the

Boilermakers had broken Notre Dame's unbeaten streak at 39 games and earned an Orange Bowl bid against Clemson.

UM'S FIRST TOP 10 RANKING

A No. 9 ranking by both UP and INS in 1954 marked UM's first Top 10 ranking at the end of the season. In 1956, on the strength of an 8-1-1 mark, the Hurricanes finished sixth in all three wire service polls.

HURRICANES AND INTEGRATION

UM broke a Southern tradition by playing against African-American players in a 14-6 defeat of Iowa in the Orange Bowl. In the late 1950s, UM had won a battle with the city to open seating to African-Americans in the entire Orange Bowl, and on January 31, 1961, the UM trustees voted unanimously to open the door to all students.

FIRST AFRICAN-AMERICAN HURRICANES

In December 1966, the University of Miami signed an African-American athlete, Ray Bellamy, a 6-5, 210-pound wide receiver from Palmetto, Fla., who chose Miami over Florida State, Florida A&M and a number of major colleges in the Midwest. Miami became the second major college in the South with an African-American football player on scholarship, and Bellamy became a standout both on and off the football field. Tom Sullivan, a tailback from Jacksonville, became the second African-American signee in 1968 and was followed one year later by future pro stars Burgess Owens and Chuck Foreman.

THE AGE OF MIRACLES

Key West native George Mira led Miami to a pair of bowl games while twice earning All-America honors in the early 1960s. Nicknamed "The Matador," Mira set nearly every passing record in the school's history, finished fifth in the Heisman Trophy voting as a senior and tied a national completion record (368) despite UM's 3-7 record.

1964-69

THE CHARLIE TATE ERA

Charlie Tate was tabbed as head man in early 1964 and after two years at .500 under Tate, another star emerged to lead UM to back-to-back bowl games.

HENDRICKS EMERGES

Born in Guatemala and raised in South Florida, Ted Hendricks, nicknamed "The Mad Stork,"

became one of the most feared pass rushers in college football. He became the school's first and only three-time All-American (1966, 1967 and 1968).

1970-78

CANES FIND THEIR WAY

Five different coaches guided UM from 1970-78, with Walk Kichefski (1970), Fran Curci (1971-72), Pete Elliott (1973-74), Carl Selmer (1975-76) and Lou Saban (1977-78) combining to go 37-61 in nine seasons. Elliott had the most success of the group, going 5-6 in 1973 and 6-5 in 1974. During the 1974 season – one of only two winning seasons for UM in the 1970s – the Canes won road contests at No. 19 Houston and West Virginia, in addition to picking up home victories over Virginia Tech and Syracuse. UM's other winning season of the 1970s came in 1978 when Saban guided UM to 6-5 campaign with road wins at Kansas, at No. 19 Auburn and at Florida to close out the season.

The bad times were eased some when Miami pulled a stunning 14-13 upset of Florida in Gainesville.

FIFTH DOWN PLAY

After three games in 1972, the Hurricanes were winless and playing at home against Tulane when a fifth down play gave Miami a 24-21 win. The Hurricanes had started with a first-and-10 from Tulane's 12-yard line late in the game. After four plays (plus a nullified penalty down), Miami was exiting the field, still trailing 21-17. But the officials called the UM offense back onto the field for another down, which resulted in a 32-yard touchdown pass from quarterback Ed Carney to split end Witt Beckman.

1979-1983

THE HOWARD SCHNELLENBERGER ERA

In January 1979, UM hired Dolphins offensive coordinator Howard Schnellenberger as its eighth head coach since 1963. Schnellenberger installed a pro-style passing attack, and in his first year at the helm UM became known as the "Jet-Lag Kids." The team traveled more than 28,000 miles in 1979, an NCAA record, including trips to the Japan Bowl, San Diego State, Penn State and Syracuse, posting a 5-6 record.

TURNING POINT UNDER SCHNELLENBERGER

A year later, Schnellenberger's Hurricanes went 8-3 and were invited to the Peach Bowl. They posted a 20-10 victory over Virginia Tech to finish 9-3 for the season. That game is cited by many as the turning point in the UM football program. UM went 9-2 in 1981 and 7-4 in 1982, both respectable seasons. Still, nobody knew what was coming next. By Schnellenberger's fifth and last season of 1983, UM had traveled even further - to the national championship of college football. Behind the passing wizardry of freshman quarterback Bernie Kosar, the Hurricanes upset Nebraska 31-30 in the 50th Orange Bowl Classic to cap a storybook 11-1 season and a No. 1 spot in both wire service polls.

1984-88

THE JIMMY JOHNSON ERA

In May 1984, UM athletic director Sam Jankovich plucked Jimmy Johnson away from Oklahoma State. Johnson's first campaign resulted in an 8-5 record, including the "Hail Flutie" loss to Boston College and an appearance in the Fiesta Bowl.

TESTAVERDE BECOMES UM'S FIRST HEISMAN WINNER

In 1986, the 60th year of UM's varsity football history, the Hurricanes fielded what many consider to be one of the best college football teams ever. Led by Miami's first Heisman Trophy winner - Vinny Testaverde - the Hurricanes swept through the regular season with a perfect 11-0 mark. Miami held down the No. 1 national ranking for 15 weeks in the fall of 1986 on the strength of a record-breaking offense and the nation's No. 5 ranked defense, a unit that featured first-team All-Americans Jerome Brown and Bennie Blades.

THREE CANES TAKEN IN FIRST NINE PICKS OF NFL DRAFT

The Hurricanes of 1986 appeared on network TV in eight of their 12 games, and in the spring of 1987, three Hurricanes (Testaverde, Alonzo Highsmith and Eddie Brown) were selected in the first nine picks of the NFL draft.

SECOND TITLE IN 1987

The Hurricanes firmly established themselves as the "Team of the 1980s" in 1987 by winning the school's second national championship in five years. The season was highlighted by "The Game of the Year," as it was later called, on October 3 in Tallahassee, as No. 3 Miami faced No. 4 Florida State on national television (CBS). Miami

overcame a 19-3 deficit behind three Steve Walsh touchdown passes and Bubba McDowell knocked down an FSU two-point conversion attempt to preserve a 26-25 Hurricanes victory.

THE FIRST UNBEATEN SET OF CANES

In the 1988 Orange Bowl, Miami, for the third consecutive season, dealt the powerful Sooners their only defeat of the year, 20-14. Miami completed a 12-0 season, the first undefeated record by a UM varsity team.

BLADES AND STUBBS SHINE

At season's end, safety Bennie Blades, Miami's all-time interceptions leader, was named consensus All-American for the second straight year and in January 1988 he was named co-recipient of the Jim Thorpe Award, which honors the nation's finest defensive back. DE Daniel Stubbs, Miami's all-time sack leader, also closed out his memorable career as a consensus All-American and finished as a finalist for the Outland Trophy.

FIRST TRIP TO THE WHITE HOUSE

On January 29, 1988, the Hurricane players and coaches were honored guests of President Ronald Reagan at the White House, a first for any collegiate athletic team in the state of Florida.

1989-94

THE DENNIS ERICKSON ERA

Dennis Erickson of Washington State was named UM's 18th head coach on March 5, 1989. Erickson earned the distinction of being only the second Division I head coach to win a national title in his first season at a school, leading the Hurricanes to an 11-1 record and the school's third national championship in seven seasons. Truly the "Team of the 1980s", Miami stormed to the crown with a 33-25 win over Alabama in the Sugar Bowl. QB Craig Erickson won Sugar Bowl MVP honors.

The 1990 edition of the Hurricanes went on to set school records in total offense (482.9 yards per game) and in passing yardage (324.8 ypg). A powerful defensive unit anchored by All-Americans Russell Maryland (who went on to become the Hurricanes' first Outland Trophy winner and was the first overall pick in the NFL draft) and Maurice Crum (a Butkus Award finalist) allowed just 79.7 yards per game rushing. Miami finished the season with a 10-2 record and a 46-3 victory over Texas in the Mobil Cotton Bowl (UM's eighth straight New Year's Day Bowl). With its No. 3 final ranking, it became only the second team in

college football history to finish No. 1, 2 or 3 for five straight seasons.

MIAMI JOINS THE BIG EAST

Following the 1990 season, Miami officially became a charter member of the BIG EAST Football Conference, joining Boston College, Syracuse, Pittsburgh, Rutgers, Temple, Virginia Tech and West Virginia.

UNDEFEATED AGAIN

In 1991, Miami went 12-0 for only the second time in its history, winning the AP National Championship, while Washington, which also finished 12-0, was voted National Champion by CNN/USA TODAY (coaches). It was the second title in Dennis Erickson's three years (a feat matched by only one other coach), the third for the school in five years, and fourth in nine.

HUERTA'S RECORD

Kicker Carlos Huerta set an NCAA record with 157 consecutive extra points and set or tied 13 Miami records. He finished with 397 career points, third on the NCAA career list, and was one of five UM first-team All-Americans, joining defensive back Darryl Williams, offensive lineman Leon Searcy, linebacker Darrin Smith and receiver/kick returner Kevin Williams.

WHITE HOUSE AGAIN

The season ended with a third visit to the White House in five years, this time to see President George H.W. Bush, following a convincing 22-0 win over Nebraska in the Federal Express Orange Bowl.

HURRICANE ANDREW STRIKES

The 1992 season saw the Hurricanes face a level of adversity previously unimagined. Just prior to the season, on August 24, South Florida was devastated by Hurricane Andrew causing Erickson, five other coaches and several staff and players' families to move out of their severely damaged homes. The Miami football team was forced to move nearly 200 miles north to Dodgertown in Vero Beach to complete preseason drills before playing the season opener. The 24-7 road victory at Iowa was the first positive symbol for a ravaged Miami community. Head coach Dennis Erickson was named the BIG EAST Coach of the Year, while QB Gino Torretta earned college football's highest individual honor, becoming Miami's second Heisman Trophy winner.

Torretta became the most honored college player in history and was joined by linebackers Micheal Barrow and Darrin Smith and cornerback

Ryan McNeil as first-team All-Americans.

NCAA RECORD SET

A 41-17 defeat of Memphis State in the 1993 season finale gave the Canes their 57th consecutive home victory, tying the NCAA record set by Alabama, and sent a senior class to graduation without a loss in the Orange Bowl during their careers.

58 IN A ROW

Miami opened the 1994 campaign by etching its name atop an NCAA record that may never fall. With a 56-0 victory over Georgia Southern, the Hurricanes recorded their 58th consecutive victory in the Orange Bowl, a streak that began in 1985. After posting a road victory at Arizona State, the Canes returned home to face another Pac-10 foe, Washington. The Huskies capitalized on a series of UM miscues early in the third quarter to produce 22 points, and the Miami home win streak ended with a 38-20 defeat.

SAPP WINS LOMBARDI AWARD

Defensive tackle Warren Sapp etched his name among the great defensive linemen in UM history as he was named a consensus All-American and Miami's first Lombardi Award winner in 1994.

1995-2000

THE BUTCH DAVIS ERA

Former UM assistant Butch Davis returned to Coral Gables following six seasons as an assistant coach with the Dallas Cowboys in January of 1995. By mid-October, Miami found itself with a 1-3 record, including a 0-1 mark in conference play, Miami regrouped and reeled off seven straight wins to finish the season with an 8-3 record. Junior middle linebacker Ray Lewis finished second in the balloting for the 1995 Butkus Award and was honored as a first-team All-American by the Associated Press.

3 FOR 300

The 1997 Hurricanes became the first team in the history of the program to put together three consecutive games of rushing for more than 300 yards. Miami accomplished the feat in wins over Boston College, Temple and Arkansas State. In the thrilling, double overtime victory over BC, running back Edgerin James set what was then a BIG EAST and University of Miami single-game rushing record with 271 yards in the 45-44 win.



BACK TO THE TOP

In 1998, the Hurricanes began their ascent back to the top of college football. A team that featured 71 sophomores and freshmen battled to a BIG EAST Conference title showdown with Syracuse in the conference finale. Miami rebounded from a bitter defeat at Syracuse to ruin UCLA's national title hopes in the regular-season finale. In a game that was originally scheduled to be played in the Orange Bowl on September 26 but was rescheduled for December 5 as Hurricane George set its sights on South Florida, Miami hosted the third-ranked Bruins and their 20-game winning streak. When Cade McNown's "Hail Mary" pass fell through the back of the end zone as time expired, fans stormed the Orange Bowl field to celebrate UM's dramatic 49-45 victory. The Hurricanes had sent notice to the college football world that the program was headed back in the right direction. Miami finished 1998 with a 9-3 mark and a No. 20 final ranking following a 46-23 dismantling of NC State in the Micron PC Bowl at nearby Pro Player Stadium.

BC COMEBACK

The Hurricanes produced the largest comeback in UM history at Boston College in 1999, erasing a 28-0 third quarter deficit to win, 31-28. That win provided UM with momentum as the Canes would win seven of their final eight games, the only loss coming to No. 2 Virginia Tech.

BACK ON TOP

The 2000 Hurricanes tallied big victories over top-ranked Florida State and No. 2 Virginia Tech on their way to being acknowledged nationally as college football's hottest team at season's end, but were not given a chance to play for the national championship. UM laid an impressive 37-20 win on Florida in the Nokia Sugar Bowl to make a case for a fifth championship and setting the stage for another title run in 2001.

2001-06

THE LARRY COKER ERA

Larry Coker was named as UM's 19th head football coach on February 3, 2001. The 2001 season started with Coker facing coaching legend Joe Paterno and the Penn State Nittany Lions. A crowd of 109,313 – the largest ever for a Miami game – watched the Hurricanes open the season with a resounding statement. Miami raced to a 30-0 halftime lead on the way to a 33-7 victory before a national television audience. QB Ken Dorsey orchestrated a 344-yard passing

performance and the Hurricanes were stifling on defense in the victory.

"BREAK HISTORY AND MAKE HISTORY"

The Seminoles were riding a 54-game home unbeaten streak (37 straight wins), and had not lost on their home turf since a UM victory in 1991. Miami's mission to "Break History and Make History" was accomplished in spectacular fashion with a 49-27 defeat of the Seminoles. Another national television audience watched the Hurricanes' defense cause six FSU turnovers. Miami scored via offense, defense and special teams en route to one of its largest points total ever against the Seminoles, a victory that returned UM to the top of the rankings.

NO. 5 TAKES THE ROSE

The Rose Bowl hosted the Bowl Championship Series (BCS) title game for the first time. It also marked the first time in 56 years that teams from conferences other than the Pac-10 and Big Ten were competing in the game. Miami left little doubt about which team was college football's best, as it raced to a 34-0 halftime lead behind a huge first-half performance by game co-MVPs Ken Dorsey and Andre Johnson. Dorsey and Johnson connected for two touchdowns and 199 yards in the game with Dorsey throwing for a career-best 362 yards. Portis added another score on a brilliant 39-yard touchdown run and the Hurricanes were able to enjoy the second half of their national title victory. Miami's fifth national title team in 19 years ranked among its most dominating, setting a school and BIG EAST record with 475 points in the regular season. Miami's 37-point outburst in the Rose Bowl gave the team 512 points overall. In BIG EAST games, the 2001 Hurricanes scored 290 points, second to 2000's 310. During the 2001 regular season, UM outscored its opponents by an average margin of 43.2 to 9.4. The total included a 239-33 (21.7-3.0) advantage in the first half and 236-70 (21.5-6.36) mark in the second half. The Hurricanes were especially dominant at home as they outscored their opponents by a staggering 306-17 count.

COKER MAKES HISTORY

Coker became the first rookie head coach to lead his team to a national title since 1948. He earned two national Coach of the Year honors, winning the "Bear" Bryant Award from the National Sportswriters and Sportscasters Association, and sharing the American Football Coaches' Association honor with Maryland's Ralph Friedgen.

LOPSIDED WIN IN THE SWAMP

The first regular-season meeting between UM and UF in 16 years was a matchup of a pair of teams ranked in the nation's top 10 in 2002. The top-ranked Hurricanes dominated the sixth-ranked Gators with an impressive show of offensive versatility and defensive force in a stunningly easy 41-16 victory. The outcome was the most lopsided UF home loss in more than 20 years. Quarterback Ken Dorsey threw for four touchdowns, tailback Willis McGahee rushed for 204 yards and the Miami defense created three turnovers.

JUSY SHY OF NO. 6

The Hurricanes had earned a shot at their sixth national title with a berth in the 2003 Tostitos Fiesta Bowl, where they would face Ohio State in Tempe, Ariz., and the matchup provided one of college football's most dramatic games. Miami overcame a 17-7 second-half deficit to tie the game when Todd Sievers nailed a 40-yard field goal as time expired. Miami took the lead 24-17 in the first overtime when Dorsey connected with tight end Kellen Winslow for a score. Ohio State responded with a touchdown to send it to a second overtime, a score made possible by a controversial pass interference call in the end zone on a fourth-down play that kept the Buckeyes' drive alive. OSU took a 31-24 lead, a lead they held when Miami's final possession ended on an incompleteness from the two-yard line on fourth down.

RALLY AGAINST THE GATORS

Miami opened with Florida in 2004 and fell behind the Gators 33-10 midway through the third quarter. A packed house at the Orange Bowl was in disbelief but the Hurricanes rallied behind the hot hand of quarterback Brock Berlin who compiled one of the most amazing performances in Miami history in the second half. Berlin led Miami to a 38-33 comeback win by completing 19 of his final 21 passes over the game's final 21 minutes, leading four touchdown drives and taking the Hurricanes to the winning score with just over a minute remaining. Miami closed its season in the FedEx Orange Bowl against rival Florida State. A missed FSU field goal attempt in the fourth period continued Miami's roll in the series, as the Hurricanes ended 2003 with a five-game win streak over their rivals from Tallahassee.

Eight Hurricanes earned first-team All-BIG EAST honors in 2003, led by conference Defensive Player of the Year Sean Taylor. Taylor and tight end Kellen Winslow were consensus first-team All-Americans while linebacker Jonathan Vilma was mentioned on several All-America squads and was a finalist for the Butkus Award. Winslow

continued Miami's string of award winners. He was named winner of the John Mackey Award as college football's top tight end.

HURRICANES JOIN THE ACC

After having six players selected in the first round of the NFL draft in April, the most ever of any college, the Hurricanes embarked on their first season as members of the Atlantic Coast Conference. UM played on Labor Day night against Florida State in the Orange Bowl in front of a nationally televised ABC audience. However, the arrival of another Hurricane – this one called Hurricane Francis – closed down the campus and delayed the game four days. Devin Hester blocked a late field goal, giving the Hurricanes a chance. Not long after, Brock Berlin led Miami on an 80-yard drive, throwing a 30-yard touchdown pass to Sinorice Moss with 30 seconds remaining. The game went into overtime and Frank Gore scored on an 18-yard run for a 16-10 victory.

2007-10

THE RANDY SHANNON ERA

The Randy Shannon era began on Sept. 1, 2007, with the Hurricanes knocking off Marshall, 31-3, to jumpstart a 2007 season that was a building year for the mighty Hurricanes. One of the two highlight games of the 2007 season occurred on a Thursday night at the Orange Bowl, as a stifling Miami defense wreaked havoc on Texas A&M's triple-option attack, limiting one the nation's top rushing teams to less than 100 yards on the ground. The Hurricanes' offense moved through the air and on the ground as Miami won, 34-17.

Miami had a thrilling 37-29 win at instate rival Florida State. The Hurricanes showed the ability to rally late – using a late touchdown pass in the closing minutes and a fumble return to seal the win. UM closed the Orange Bowl with a loss to Virginia. Miami also made Dolphin Stadium its new home when it opened up the 2008 season with a 52-7 win over Charleston Southern. Freshman LB Sean Spence was named ACC Defensive Rookie of the Year. K/P Matt Bosher was given the Jack Harding MVP Award and was a semifinalist for the Lou Groza Award.

THE AL GOLDEN ERA

Al Golden was named the University of Miami's 22nd head football coach in December 2010. From 2010 to 2011, the Canes improved 19-plus spots among the nation's FBS schools in turnover margin (+19), fewest penalties per game (+63) and fewest yards penalized per game (+85).

The Miami defense finished the season ranked No. 21 in the nation in scoring defense and tied for ninth in red zone defense.

In his second season at the helm, Golden led the Hurricanes, which were picked to finish fifth in the ACC Coastal Division, to a 7-5 record and a 5-3 league mark, earning a share of the 2012 ACC Coastal Division title.

MIAMI TOPS GATORS AGAIN

Golden led the Hurricanes to a 9-4 record in 2013 and a berth in the Russell Athletic Bowl in Orlando - Miami's first bowl appearance since 2010. The 2013 season began with a 7-0 start, including a win over No. 12 Florida as the Hurricanes jumped as high as No. 7 in the BCS rankings.

The 2014 campaign saw the emergence of true freshman quarterback Brad Kaaya. In his rookie campaign with the Hurricanes, Kaaya broke several Miami rookie records, including the school standard for passing yards and touchdowns. Kaaya closed the year with 3,198 yards passing, 26 touchdowns and just 12 interceptions en route to being named ACC Rookie of the Year and received Freshman All-America honors. He became just the third Miami signal-caller to surpass 3,000 yards passing in a single season since 2003.

The start of the 2015 season opened on a high note for the Hurricanes as they posted a 3-0 record for the 17th time in the previous 60 years. Miami would then go on to drop three of its next four games and fell to 4-3 on the year, which led to the dismissal of Golden.

Assistant coach Larry Scott took over head coaching duties on Oct. 25 and would go on to lead the Canes to a 4-1 record over the final five games of the season and helped Miami to an appearance in the Hyundai Sun Bowl. Following the year, defensive backs Artie Burns (Pittsburgh Steelers) and Deon Bush (Chicago Bears) were picked in the first and fourth rounds of the draft.

THE MARK RICHT ERA

A new era in Miami Hurricanes football began on Dec. 4, 2015 as Director of Athletics Blake James named Mark Richt as the 24th head coach in program history.

Richt, a 1982 Miami alum, returned home to South Florida following a 15-year career at Georgia where he compiled a 145-51 overall record and an 85-40 mark in Southeastern Conference play.

CANES WIN BOWL DEBUT UNDER RICHT

In his first season at Miami, Richt guided the Hurricanes to an impressive 9-4 record. Miami finished tied for second in the ACC Coastal, won its final five games and won its first bowl game in 10 years, defeating West Virginia 31-14 in the Russell Athletic Bowl in Orlando, Fla. The Hurricanes finished 20th in the final AP Top 25 rankings and 23rd in the final Amway Coaches Poll, their first season-ending rankings since 2009.

Nine Hurricanes were selected in the 2017 NFL Draft, the most since 2006, including first-round selection David Njoku to the Browns.

Richt helped the Hurricanes improve upon his debut season and then some in 2017 - a year where Miami's "turnover chain" took over college football.

CHARLOTTE-BOUND FOR THE FIRST TIME IN HISTORY

The Hurricanes won 10 games in 2017, climbing as high as second in the College Football Playoff rankings. Miami captured the Atlantic Coast Conference's Coastal Division for the first time in its history and earned an invitation to the Capital One Orange Bowl for the first time in 13 years. Richt won 2017 ACC Coach of the Year honors and was also named the 2017 Walter Camp Coach of the Year. The Hurricanes, who won 10 straight games to open the season, extended their winning streak to 15 straight games dating to 2016 - their longest since 2002.

In the process, Miami ended a seven-game losing streak to Florida State with a last-second win in Tallahassee. The Hurricanes also defeated No. 13 Virginia Tech and No. 3 Notre Dame in back-to-back, nationally televised, prime time telecasts at Hard Rock Stadium. ESPN's College GameDay made its first visit to Coral Gables for the win over the Irish, which was Miami's highest win over a ranked opponent since defeating third-ranked Virginia Tech in 2005.

Richt led the Hurricanes to the New Era

Pinstripe Bowl in 2018, successfully knocking off ACC rivals Florida State and Virginia Tech for the second straight season. He announced his retirement as head coach after Miami's trip to New York City for the Pinstripe Bowl.

"The University of Miami has been a part of my life for more than three decades," Richt shared in an official statement. "It shaped me as a young man and provided me with the coaching opportunity of a lifetime. My love for The U is simply great."

2019 - PRESENT

THE MANNY DIAZ ERA

Manny Diaz, who has deep roots in the Miami community and catapulted the Hurricane's defense to elite status during his three years as the team's defensive coordinator from 2016-2018, was announced as the 25th head coach of the University of Miami football program on Sun., Dec. 30.

"Manny is one of the nation's elite coaches and the Canes Family has already embraced him and his incredible work ethic over the past three years," said UM Director of Athletics Blake James upon his hiring. "He is absolutely the passionate and innovative leader that our program needs, and we will work together to build an incredible staff to move our program back into championship contention."

Diaz, who has an impressive resume during nearly two decades as a defensive specialist coaching several collegiate programs, accepted his dream job of leading a Hurricanes team he believes is destined to return to the top echelon of collegiate football in the years to come.



ALL-TIME RESULTS

HOWARD BUCK

1926-28

1926

8-0

Freshman Team

DATE	UM OPP	OPPONENT	W/L	SCORE
Oct. 30		Rollins	W	7-0
Nov. 6		Florida Southern	W	12-0
Nov. 13		Mercer	W	22-6
Nov. 20		Stetson	W	20-0
Nov. 25		Havana	W	23-0
Nov. 27		Loyola (New Orleans)	W	6-0
Dec. 24		at Havana	W	23-0
Jan. 1		Howard	W	9-7
Total points				122-13

1927

3-6-1

DATE	UM OPP	OPPONENT	W/L	SCORE
Oct. 29		Rollins	W	39-3
Nov. 5		Piedmont	W	46-0
Nov. 11		Spring Hill	L	0-6
Nov. 19		Stetson	L	0-36
Nov. 24		Samford	L	0-52
Dec. 3		Oglethorpe	L	0-13
Dec. 10		Georgetown	T	7-7
Dec. 17		Millsaps	L	0-31
Dec. 26		Louisiana College	W	7-0
Jan. 2		Furman	L	7-39
Total points				106-187

1928

4-4-1

DATE	UM OPP	OPPONENT	W/L	SCORE
Oct. 27		Havana	W	62-0
Nov. 3		Rollins	W	31-0
Nov. 10		Elon	L	18-21
Nov. 17		Stetson	L	6-15
Nov. 29		Samford	L	0-7
Dec. 8		Louisiana College	W	20-0
Dec. 15		Union	W	7-6
Dec. 22		Wake Forest	L	6-13
Jan. 1		Florida Southern	T	13-13
Total points				163-75

J. BURTON RIX

1929

1929

3-2

DATE	UM OPP	OPPONENT	W/L	SCORE
Oct. 19		Florida Southern	W	6-0
Oct. 26		Rollins	W	32-0
Nov. 2		at Louisiana-Lafayette	L	0-14
Nov. 16		at Stetson	L	0-12
Nov. 28		Samford	W	7-0
Total points				45-26

ERNEST BRETT

1930

1930

3-4-1

DATE	UM OPP	OPPONENT	W/L	SCORE
Oct. 24		Florida Southern	W	13-6
Oct. 31		Bowden	W	7-0
Nov. 8		at Temple	L	0-34
Nov. 11		vs. Samford (Dothan, Ala.)	L	0-24
Nov. 14		at Louisiana-Lafayette	W	6-0
Nov. 21		Rollins	T	0-0
Nov. 28		Stetson	L	0-19
Dec. 5		Western Kentucky	L	0-19
Total points				26-102

TOM McCANN

1931-34

1931

4-8

DATE	UM OPP	OPPONENT	W/L	SCORE
Oct. 9		Bowden	L	7-12
Oct. 16		Georgia Southern	L	12-13
Oct. 23		Rollins	W	7-0
Oct. 30		Florida Southern	L	20-31
Nov. 7		at Western Kentucky	L	0-20
Nov. 11		at Murray State	L	0-15
Nov. 14		at Middle Tennessee	L	6-25
Nov. 20		Alabama "B"	L	0-16
Nov. 27		Erskine	W	9-0
Dec. 4		Parris Island	W	12-6
Dec. 11		Jacksonville State	W	14-13
Dec. 18		Norman Park	L	9-19
Total points				96-170

1932

3-4-1

DATE	UM OPP	OPPONENT	W/L	SCORE
Oct. 14		William & Mary	W	6-2
Oct. 28		Piedmont	W	30-6
Nov. 4		Georgia Southern	L	6-19
Nov. 10		at Rollins	L	0-6
Nov. 18		Murray State	T	0-0
Nov. 24		Louisiana-Lafayette	W	7-0
Dec. 3		Middle Tennessee	L	0-7

Palm Festival (Miami, Fla.)

Jan. 1		Manhattan	W	7-0
Total points				56-40

1933

5-1-2

DATE	UM OPP	OPPONENT	W/L	SCORE
Oct. 14		Georgia Southern	W	20-0
Oct. 28		Piedmont	W	71-6
Nov. 4		Bowden	W	48-0
Nov. 10		Louisville	W	33-7
Nov. 18		Rollins	W	18-0
Nov. 24		Tampa	T	0-0
Dec. 3		Stetson (HC)	T	0-0

Palm Festival (Miami, Fla.)

Jan. 1		Duquesne	L	7-33
Total points				197-46

ALL-TIME RESULTS

1934

5-3-1

DATE	UM OPP	OPPONENT	W/L	SCORE
Oct. 12		Southeastern Louisiana	W	26-7
Oct. 18		Florida Southern	W	26-6
Oct. 26		Wofford	W	42-14
Nov. 2		Stetson (HC)	T	6-6
Nov. 10		at Rollins	L	0-14
Nov. 16		Oglethorpe	W	19-6
Nov. 23		at Tampa	L	6-7
Nov. 30		Baltimore	W	25-6
Orange Bowl (Miami, Fla.)				
Jan. 1		vs. Bucknell	L	0-26
Total points				150-92

1938

8-2

DATE	UM OPP	OPPONENT	W/L	SCORE
Sept. 30		Spring Hill	W	46-0
Oct. 7		Tampa	W	32-6
Oct. 15		at Florida	W	19-7
Oct. 22		at Drake	L	6-18
Oct. 28		Rollins	W	19-0
Nov. 4		Oglethorpe	W	44-0
Nov. 11		at Catholic	L	0-7
Nov. 18		Duquesne	W	21-7
Nov. 24		Bucknell (HC)	W	19-0
Dec. 2		Georgia	W	13-7
Total points				219-52

IRL TUBBS

1935-36

1935

5-3

DATE	UM OPP	OPPONENT	W/L	SCORE
Oct. 11		Southeastern Louisiana	W	2-0
Oct. 19		at Georgetown	L	0-13
Oct. 25		Tampa	L	7-13
Nov. 1		Stetson	L	12-13
Nov. 15		Wake Forest	W	3-0
Nov. 22		Rollins	W	29-0
Nov. 29		Boston (HC)	W	17-0
Dec. 6		Oglethorpe	W	21-13
Total points				91-52

1939

5-5

DATE	UM OPP	OPPONENT	W/L	SCORE
Oct. 6		Wake Forest	L	0-33
Oct. 14		at Tampa	W	32-7
Oct. 20		Rollins	W	14-6
Oct. 27		Catholic	L	0-14
Nov. 3		Texas Tech	W	19-0
Nov. 10		Drake	W	33-6
Nov. 18		Florida (HC)	L	0-13
Nov. 25		at South Carolina	L	6-7
Dec. 1		NC State	W	27-7
Dec. 8		Georgia	L	0-13
Total points				131-106

1936

6-2-2

DATE	UM OPP	OPPONENT	W/L	SCORE
Sept. 25		Georgia Southern	W	44-0
Oct. 2		Tampa	T	0-0
Oct. 9		at Bucknell	W	6-0
Oct. 17		at Rollins	W	26-0
Oct. 31		at Boston	T	7-7
Nov. 6		Stetson	W	20-6
Nov. 20		Mercer	W	13-0
Nov. 27		Mississippi (HC)	L	0-14
Dec. 4		Georgetown	W	10-6
Dec. 11		South Carolina	L	3-6
Total points				129-39

1940

3-7

DATE	UM OPP	OPPONENT	W/L	SCORE
Oct. 4		Stetson	W	19-0
Oct. 11		Tampa	W	27-0
Oct. 18		Catholic	L	18-20
Oct. 25		Elon	W	31-7
Nov. 1		at Texas Tech	L	14-61
Nov. 8		Rollins	L	0-7
Nov. 16		Florida	L	6-46
Nov. 22		South Carolina	L	2-7
Nov. 29		Mississippi (HC)	L	7-21
Dec. 6		Georgia	L	7-28
Total points				131-197

JACK HARDING

1937-1942, 1945-47

1937

4-4-1

DATE	UM OPP	OPPONENT	W/L	SCORE
Oct. 1		Georgia Southern ¹	W	40-0
Oct. 8		Spring Hill	W	26-0
Oct. 15		at Bucknell	T	6-6
Oct. 29		Tampa	L	0-12
Nov. 5		Stetson ²	W	25-13
Nov. 12		Catholic	W	21-0
Nov. 26		Drake (HC)	L	0-7
Dec. 3		South Carolina	L	0-3
Dec. 10		Georgia	L	0-26
Total points				118-67

1 — First UM home game in Orange Bowl Stadium

2 — Miami's 100th football game

1941

8-2

DATE	UM OPP	OPPONENT	W/L	SCORE
Oct. 3	—	Elon	W	38-0
Oct. 10	—	at Tampa	W	20-6
Oct. 17	—	Rollins	W	21-0
Oct. 24	—	Samford	W	19-0
Oct. 31	—	Texas Tech	W	6-0
Nov. 7	—	West Virginia Wesleyan	W	34-0
Nov. 15	—	Florida (HC)	L	0-14
Nov. 21	—	South Carolina	W	7-6
Nov. 28	—	Alabama	L	7-21
Dec. 5	—	VMI	W	10-7
Total points				162-54



ALL-TIME RESULTS

1942

7-2

DATE	UM OPP	OPPONENT	W/L	SCORE
Oct. 3	—	Jacksonville AFB	L	0-14
Oct. 10	—	Tampa	W	65-6
Oct. 16	—	at St. Louis	W	31-6
Oct. 24	—	Rollins	W	21-0
Oct. 31	—	Furman	W	32-13
Nov. 7	—	NC State	L	0-2
Nov. 14	—	Florida	W	12-0
Nov. 21	—	South Carolina	W	13-6
Nov. 28	—	West Virginia	W	21-13
Total points				195-60

EDDIE DUNN

1943-44

1943

5-1

DATE	UM OPP	OPPONENT	W/L	SCORE
Oct. 2	—	at Jacksonville NATTC	W	6-0
Oct. 16	—	Camp Gordon	W	52-6
Oct. 23	—	Charleston CG	W	13-6
Nov. 5	—	Jacksonville NATTC	L	0-20
Nov. 20	—	Presbyterian	W	32-13
Nov. 26	—	Fort Benning	W	21-7
Total points				124-52

1944

1-7-1

DATE	UM OPP	OPPONENT	W/L	SCORE
Oct. 7	—	South Carolina	T	0-0
Oct. 20	—	Ft. Pierce Amph.	L	0-38
Oct. 27	— 18	Wake Forest	L	0-27
Nov. 3	—	Florida (HC)	L	0-13
Nov. 10	—	NC State	L	7-28
Nov. 17	—	Presbyterian	W	31-12
Nov. 24	—	Auburn	L	19-38
Dec. 1	—	Tulsa	L	2-48
Dec. 8	—	Texas A&M	L	14-70
Total points				73-274

JACK HARDING

1937-1942, 1945-47

1945

9-1-1

ORANGE BOWL CHAMPIONS

DATE	UM OPP	OPPONENT	W/L	SCORE
Sept. 28	—	at Chattanooga	W	27-7
Oct. 5	—	Georgia	L	21-27
Oct. 12	—	St. Louis	W	21-0
Oct. 19	—	Florida	W	7-6
Oct. 26	—	Miami (Ohio) (HC)	W	27-13
Nov. 2	—	Clemson	W	7-6
Nov. 9	—	South Carolina	T	13-13
Nov. 16	—	NC State	W	21-7
Nov. 23	—	Michigan State	W	21-7
Nov. 30	—	Auburn	W	33-7
Orange Bowl (Miami, Fla.)				
Jan. 1	— 16	Holy Cross ¹	W	13-6
Total points				224-105

1 — Miami's 100th victory

1946

8-2

DATE	UM OPP	OPPONENT	W/L	SCORE
Sept. 27	—	William & Mary	W	13-3
Oct. 4	—	North Carolina	L	0-21
Oct. 11	—	TCU	W	20-12
Oct. 19	—	at Florida	W	20-13
Oct. 25	—	Chattanooga	W	33-13
Nov. 1	—	at Villanova	W	26-21
Nov. 8	—	Miami (Ohio)	W	20-17
Nov. 15	— 11	LSU (HC)	L	7-20
Nov. 22	—	Washington & Lee	W	40-20
Nov. 29	—	Detroit	W	21-7
Total points				200-147

1947

2-7-1

DATE	UM OPP	OPPONENT	W/L	SCORE
Sept. 26	—	Baylor	L	7-18
Oct. 3	—	at Villanova	T	7-7
Oct. 10	—	TCU	L	6-19
Oct. 17	—	Rollins	W	6-0
Oct. 24	—	George Washington	W	28-7
Oct. 31	—	South Carolina	L	0-8
Nov. 8	—	at Cincinnati	L	7-20
Nov. 14	—	Vanderbilt	L	7-33
Nov. 21	—	Florida (HC)	L	6-7
Nov. 28	— 6	Alabama	L	6-21
Total points				80-140

ANDY GUSTAFSON

1948-63

1948

4-6

DATE	UM OPP	OPPONENT	W/L	SCORE	ATT
Oct. 1	—	Rollins ¹	W	25-0	34,557
Oct. 8	—	Villanova	L	10-19	42,827
Oct. 15	—	at Detroit	W	6-0	18,451
Oct. 22	—	Georgia	L	21-42	46,127
Oct. 29	—	Maryland (HC)	L	13-27	35,713
Nov. 5	—	Cincinnati	W	36-6	32,361
Nov. 12	—	Chattanooga	W	19-0	28,548
Nov. 20	—	at Florida	L	13-27	28,000
Nov. 26	—	Kentucky	L	5-25	31,361
Dec. 3	— 12	Vanderbilt	L	6-33	28,952
Total points/Attendance				154-179	326,897

1 — Miami's 200th game

1949

6-3

DATE	UM OPP	OPPONENT	W/L	SCORE	ATT
Sept. 30	—	Rollins	W	52-13	30,776
Oct. 8	—	at Louisville	W	26-0	12,000
Oct. 14	—	Purdue	L	0-14	48,532
Oct. 21	—	Georgia	W	13-9	37,158
Nov. 4	—	Detroit	W	27-6	35,031
Nov. 11	—	South Carolina	W	13-7	34,185
Nov. 18	—	Florida (HC)	W	28-13	55,981
Nov. 25	— 20	Kentucky	L	6-21	42,970
Dec. 2	— 14	Maryland	L	0-13	34,886
Total points/Attendance				165-96	319,507

ALL-TIME RESULTS

1950

9-1-1

ORANGE BOWL

DATE	UM OPP	OPPONENT	W/L	SCORE	ATT
Sept. 29	—	The Citadel	W	21-0	33,332
Oct. 6	—	Villanova	W	18-12	35,294
Oct. 14	— 9	at Purdue	W	20-14	32,000
Oct. 20	14	Boston Univ.	W	34-7	40,119
Oct. 28	11	at Pittsburgh	W	28-0	24,537
Nov. 3	8	Georgetown	W	42-7	33,425
Nov. 10	9	Louisville	T	13-13	28,824
Nov. 18	17	at Florida	W	20-14	40,000
Nov. 24	14	Iowa (HC)	W	14-6	44,999
Dec. 1	15	Missouri	W	27-9	39,623

Orange Bowl (Miami, Fla.)

Jan. 1	15	10	Clemson	L	14-15	65,000
Total points/Attendance					251-97	417,153

1951

8-3

GATOR BOWL CHAMPIONS

DATE	UM	OPP	OPPONENT	W/L	SCORE	ATT
Sept. 29	—	—	at Tulane	L	7-21	40,000
Oct. 5	—	—	Florida State	W	35-13	38,278
Oct. 12	—	—	Purdue	W	7-0	51,838
Oct. 19	—	—	Washington & Lee	W	32-12	39,402
Oct. 26	—	—	Mississippi	W	20-7	46,191
Nov. 3	19	14	at Kentucky	L	0-32	28,000
Nov. 9	—	—	Chattanooga	W	34-7	30,504
Nov. 17	—	—	Florida (HC)	W	21-6	61,602
Nov. 30	—	—	Nebraska	W	19-7	32,283
Dec. 7	—	—	Pittsburgh	L	7-21	39,865

Gator Bowl (Jacksonville, Fla.)

Jan. 2	—	19	vs. Clemson	W	14-0	37,208
Total points/Attendance					196-126	445,171

1952

4-7

DATE	UM OPP	OPPONENT	W/L	SCORE	ATT
Sept. 26	—	VMI	W	45-0	35,525
Oct. 3	—	Alabama	L	7-21	53,916
Oct. 10	—	at Boston	L	7-9	15,344
Oct. 17	—	Richmond	W	41-6	24,535
Oct. 24	—	Marquette	W	20-6	22,293
Oct. 31	—	Kentucky	L	0-29	25,981
Nov. 7	—	Vanderbilt (HC)	L	0-9	32,906
Nov. 14	—	Stetson	W	35-0	11,846
Nov. 22	—	at Florida	L	6-43	35,000
Nov. 28	—	North Carolina	L	7-34	20,222
Dec. 5	—	Georgia	L	13-35	21,557
Total points/Attendance				181-192	299,125

1953

4-5

DATE	UM	OPP	OPPONENT	W/L	SCORE	ATT
Sept. 25	—	—	Florida State	W	27-0	26,629
Oct. 2	—	10	Baylor	L	13-21	28,042
Oct. 9	—	—	Clemson	W	39-7	27,324
Oct. 17	—	—	at Nebraska	L	16-20	38,000
Oct. 23	—	3	Maryland	L	0-30	42,157
Oct. 31	—	—	at Fordham	L	0-20	20,308
Nov. 6	—	15	Auburn	L	20-29	26,472
Nov. 13	—	—	Virginia Tech	W	26-0	17,105
Nov. 28	—	—	Florida (HC)	W	14-10	55,532
Total points/Attendance					155-137	281,569

1954

8-1

DATE	UM	OPP	OPPONENT	W/L	SCORE	ATT
Sept. 24	—	—	Furman	W	51-13	41,827
Oct. 1	—	11	Baylor	W	19-13	35,063
Oct. 8	—	—	Holy Cross	W	26-20	32,856
Oct. 15	—	—	Mississippi State	W	27-13	40,836
Oct. 22	16	—	Maryland	W	9-7	56,659
Oct. 29	10	—	Fordham	W	75-7	37,498
Nov. 6	6	—	at Auburn	L	13-14	25,000
Nov. 19	16	—	Alabama (HC)	W	23-7	61,423
Nov. 27	11	—	at Florida	W	14-0	38,000
Total points/Attendance					257-94	638,901

1955

6-3

DATE	UM	OPP	OPPONENT	W/L	SCORE	ATT
Sept. 17	9	10	at Georgia Tech	L	6-14	39,500
Sept. 30	—	—	Florida State	W	34-0	42,363
Oct. 7	15	5	Notre Dame¹	L	0-14	75,685
Oct. 21	—	18	TCU	L	19-21	46,034
Oct. 29	—	16	at Pittsburgh	W	21-7	40,117
Nov. 4	—	—	Boston College (HC)	W	14-7	42,249
Nov. 11	20	—	Bucknell	W	46-0	30,240
Nov. 18	—	—	Alabama	W	34-12	35,414
Nov. 26	14	—	Florida	W	7-6	49,362
Total points/Attendance					181-81	400,964

1 — UM's first home sellout in the Orange Bowl

1956

8-1-1

DATE	UM	OPP	OPPONENT	W/L	SCORE	ATT
Sept. 28	—	17	South Carolina	W	14-6	44,484
Oct. 5	13	—	Boston College	W	27-6	37,381
Oct. 12	11	—	Maryland	W	13-6	44,304
Oct. 19	11	—	Georgia	T	7-7	42,682
Oct. 27	19	10	at TCU	W	14-0	25,000
Nov. 2	9	—	Florida State	W	20-7	36,925
Nov. 16	8	13	Clemson	W	21-0	47,603
Nov. 23	6	—	West Virginia	W	18-0	37,073
Dec. 1	6	18	at Florida	W	20-7	40,000
Dec. 8	6	13	Pittsburgh (HC)	L	7-14	38,243
Total points/Attendance					161-53	393,695

1957

5-4-1

DATE	UM OPP	OPPONENT	W/L	SCORE	ATT
Sept. 21	14	— at Houston	L	0-7	52,000
Oct. 5	— 11	Baylor	W	13-7	43,662
Oct. 11	— 18	North Carolina	L	13-20	47,166
Oct. 18	— 12	NC State	T	0-0	40,783
Oct. 25	— —	Kansas	W	48-6	33,280
Nov. 1	— —	Villanova	W	13-7	31,900
Nov. 8	— —	at Florida State	W	40-13	15,712
Nov. 15	— —	Maryland (HC)	L	6-16	42,701
Nov. 30	— 20	Florida	L	0-14	59,507
Dec. 7	— —	Pittsburgh	W	28-13	28,231
Total points/Attendance				161-103	394,942



ALL-TIME RESULTS

1958

2-8

DATE	UM	OPP	OPPONENT	W/L	SCORE	ATT
Sept. 26	15	14	Wisconsin	L	0-20	62,087
Oct. 4	—	—	at Baylor ¹	W	14-8	20,000
Oct. 10	—	11	LSU	L	0-41	41,467
Oct. 25	—	—	at Boston College	L	2-6	11,000
Oct. 31	—	—	Vanderbilt	L	15-28	25,425
Nov. 7	—	—	Florida State	L	6-17	31,879
Nov. 14	—	—	Maryland	L	14-26	26,747
Nov. 21	—	—	Houston (HC)	L	26-37	24,822
Nov. 29	—	14	Florida ²	L	9-12	24,000
Dec. 6	—	—	Oregon	W	2-0	22,898
Total points/Attendance					88-195	290,325

1 — Miami's 300th game
2 — at Jacksonville, Fla.

1959

6-4

DATE	UM	OPP	OPPONENT	W/L	SCORE	ATT
Sept. 25	—	—	Tulane	W	26-7	35,668
Oct. 3	—	—	at Florida State	W	7-6	17,600
Oct. 10	—	1	at LSU	L	3-27	67,000
Oct. 16	—	—	Navy	W	23-8	51,694
Oct. 23	—	7	Auburn	L	6-21	42,986
Oct. 30	—	—	Kentucky	L	3-22	34,547
Nov. 6	—	—	North Carolina	W	14-7	31,136
Nov. 13	—	—	South Carolina (HC)W			26-6
31,797						
Nov. 20	18	11	Michigan State	W	18-13	40,870
Nov. 28	12	—	Florida	L	14-23	25,000
Total points/Attendance					140-140	353,298

1960

6-4

DATE	UM	OPP	OPPONENT	W/L	SCORE	ATT
Sept. 25	—	—	Tulane	W	26-7	35,668
Sept. 30	—	—	North Carolina	W	29-12	40,252
Oct. 8	—	—	at Pittsburgh	L	6-17	29,455
Oct. 14	—	—	South Carolina	W	21-6	28,745
Oct. 22	—	17	at Auburn	L	7-20	25,000
Oct. 28	—	—	Boston College	W	10-7	30,699
Nov. 4	—	—	Florida State	W	25-7	37,984
Nov. 12	—	—	Notre Dame (HC)	W	28-21	58,062
Nov. 18	—	14	Syracuse	L	14-21	45,271
Nov. 26	—	19	Florida	L	0-18	60,122
Dec. 2	—	—	Air Force	W	23-14	29,678
Total points/Attendance					163-143	385,268

1961

7-4

LIBERTY BOWL

DATE	UM	OPP	OPPONENT	W/L	SCORE	ATT
Sept. 16	—	—	Pittsburgh	L	7-10	33,292
Sept. 23	—	—	at Kentucky	W	14-7	35,000
Sept. 29	—	8	Penn State	W	25-8	45,687
Oct. 6	—	—	Navy	L	6-17	53,182
Oct. 13	—	—	Colorado	L	7-9	40,393
Oct. 27	—	—	North Carolina (HC)	W	10-0	29,612
Nov. 3	—	—	Georgia	W	32-7	38,210
Nov. 11	—	—	at Tulane	W	6-0	15,000
Nov. 24	—	—	Northwestern	W	10-6	48,628
Dec. 2	—	—	at Florida	W	15-6	42,000
Liberty Bowl (Memphis, Tenn.)						
Dec. 16	—	14	Syracuse	L	14-15	15,712
Total points/Attendance					146-85	396,716

1962

7-4

GOTHAM BOWL

DATE	UM	OPP	OPPONENT	W/L	SCORE	ATT
Sept. 15	—	—	at Pittsburgh	W	23-14	32,765
Sept. 29	—	—	TCU	W	21-20	51,251
Oct. 5	9	—	Florida State	W	7-6	43,962
Oct. 13	—	6	at LSU	L	3-17	67,500
Oct. 19	—	—	Maryland (HC)	W	28-24	49,381
Oct. 27	—	—	at Air Force	W	21-3	32,789
Nov. 2	—	—	Kentucky	W	25-17	43,614
Nov. 10	—	3	at Alabama	L	3-36	43,000
Nov. 23	—	—	Northwestern	L	7-29	61,381
Dec. 1	—	—	Florida ¹	W	17-15	62,441

Gotham Bowl (New York, N.Y.)

Dec. 15	—	—	Nebraska	L	34-36	6,166
Total points/Attendance					189-238	494,250
1 — Miami's 200th victory						

1963

3-7

DATE	UM	OPP	OPPONENT	W/L	SCORE	ATT
Sept. 20	—	—	Florida State	L	0-24	57,596
Sept. 28	—	—	Purdue	W	3-0	46,823
Oct. 4	—	—	at Tulane	W	10-0	18,000
Oct. 11	—	—	LSU	L	0-3	45,986
Oct. 18	—	—	Georgia	L	14-31	44,895
Nov. 2	—	—	at Kentucky	W	20-14	27,500
Nov. 16	—	—	at North Carolina	L	16-27	28,000
Nov. 23	—	—	Florida	L	21-27	57,773
Nov. 30	—	5	Pittsburgh	L	20-31	33,230
Dec. 7	—	9	Alabama (HC)	L	12-17	25,472
Total points/Attendance					116-174	385,

CHARLIE TATE

1964-69

1964

4-5-1

DATE	UM	OPP	OPPONENT	W/L	SCORE	ATT
Sept. 19	—	—	Florida State	L	0-14	51,605
Sept. 26	—	—	at Georgia Tech	L	0-20	44,115
Oct. 9	—	—	California	L	7-9	32,442
Oct. 17	—	—	Pittsburgh	T	20-20	34,663
Oct. 23	—	—	Indiana	L	14-28	34,249
Oct. 30	—	—	at Detroit	W	10-7	15,180
Nov. 6	—	—	Tulane	W	21-0	33,855
Nov. 13	—	—	Boston College	W	30-6	32,180
Nov. 20	—	—	Vanderbilt (HC)	W	35-17	31,649
Nov. 28	—	—	at Florida	L	10-12	31,118
Total points/Attendance					147-133	341,056

1965

5-4-1

DATE	UM	OPP	OPPONENT	W/L	SCORE	ATT
Sept. 18	—	—	SMU	L	3-7	46,494
Sept. 25	—	9	at Syracuse	W	24-0	32,000
Oct. 2	—	—	at Tulane	L	16-24	17,000
Oct. 9	—	—	LSU	L	27-34	44,367
Oct. 16	—	—	Houston	W	44-12	39,575
Oct. 23	—	—	at Pittsburgh	L	14-28	37,431
Nov. 5	—	—	Boston College	W	27-6	28,704
Nov. 13	—	—	at Vanderbilt	W	28-14	12,996
Nov. 20	—	10	Florida (HC)	W	16-13	67,762
Nov. 27	—	6	Notre Dame	T	0-0	68,077
Total points/Attendance					199-138	394,406

ALL-TIME RESULTS

1966

8-2-1

LIBERTY BOWL CHAMPIONS

DATE	UM	OPP	OPPONENT	W/L	SCORE	ATT
Sept. 17	—	—	at Colorado	W	24-3	39,000
Sept. 24	—	—	Florida State	L	20-23	54,262
Oct. 1	—	—	at LSU	L	8-10	67,979
Oct. 14	—	—	Georgia	W	7-6	41,756
Oct. 21	—	—	Indiana	W	14-7	19,627
Oct. 28	—	5	USC	W	10-7	51,156
Nov. 5	—	—	at Tulane	T	10-10	40,000
Nov. 11	—	—	Pittsburgh (HC)	W	38-14	35,035
Nov. 18	—	—	Iowa	W	44-0	35,003
Nov. 26	—	9	at Florida	W	21-16	59,211

Liberty Bowl (Memphis, Tenn.)

Dec. 10	9	—	Virginia Tech	W	14-7	25,012
Total points/Attendance					210-103	468,041

1967

7-4

BLUEBONNET BOWL

DATE	UM	OPP	OPPONENT	W/L	SCORE	ATT
Sept. 23	8	—	at Northwestern	L	7-12	38,780
Sept. 29	—	—	Penn State	L	8-17	39,156
Oct. 6	—	—	Tulane	W	34-14	27,510
Oct. 14	—	—	at LSU	W	17-15	67,000
Oct. 21	—	—	at Pittsburgh	W	58-0	24,371
Oct. 27	—	—	Auburn	W	7-0	50,056
Nov. 4	—	—	at Virginia Tech	W	14-7	35,000
Nov. 10	—	—	Georgia Tech (HC)	W	49-7	48,267
Nov. 24	—	6	Notre Dame ¹	L	22-24	77,265
Dec. 9	—	—	Florida	W	20-13	53,229

Bluebonnet Bowl (Houston, Texas)

Dec. 23	—	—	Colorado	L	21-31	30,156
Total points/Attendance					257-140	490,790

1 — Miami's 400th game

1968

5-5

DATE	UM	OPP	OPPONENT	W/L	SCORE	ATT
Sept. 20	19	—	Northwestern	W	28-7	37,035
Sept. 28	15	—	at Georgia Tech	W	10-7	44,774
Oct. 5	13	2	at USC	L	3-28	71,189
Oct. 11	—	8	LSU	W	30-0	39,284
Oct. 18	12	—	Virginia Tech	W	13-8	36,884
Oct. 26	9	—	at Auburn	L	6-31	45,000
Nov. 1	—	—	Pittsburgh	W	48-0	36,839
Nov. 9	—	4	at Penn State	L	7-22	49,863
Nov. 16	—	16	Alabama (HC)	L	6-14	43,418
Nov. 30	—	—	at Florida	L	10-14	55,875
Total points/Attendance					161-131	460,161

1969

4-6

DATE	UM	OPP	OPPONENT	W/L	SCORE	ATT
Sept. 26	—	—	Florida State	L	14-16	55,478
Oct. 3	—	—	N.C. State	W	23-13	37,038
Oct. 10	—	14	LSU	L	0-20	41,972
Oct. 18	—	—	at Memphis	L	13-26	28,500
Oct. 24	—	—	TCU	W	14-9	21,195
Nov. 1	—	—	at Houston	L	36-38	25,498
Nov. 7	—	—	Navy (HC)	W	30-10	37,972
Nov. 15	—	—	at Alabama	L	6-42	57,596
Nov. 21	—	—	Wake Forest	W	49-7	24,817
Nov. 29	—	17	Florida	L	16-35	70,934
Total points/Attendance					201-216	401,000

CHARLIE TATE (1-1) / WALT KICHEFSKI (2-7) 1970

1970

3-8

DATE	UM	OPP	OPPONENT	W/L	SCORE	ATT
Sept. 18	—	—	William & Mary	W	36-14	27,286
Sept. 26	—	19	at Georgia Tech	L	21-31	44,426
Oct. 2	—	—	Maryland	W	18-11	30,190
Oct. 16	—	—	Tampa	L	14-31	30,213
Oct. 24	—	18	at Pittsburgh	L	17-28	28,415
Oct. 30	—	—	Florida State	L	3-27	24,168
Nov. 7	—	—	at Tulane	L	16-31	23,250
Nov. 14	—	—	Alabama (HC)	L	8-32	25,469
Nov. 21	—	—	at Syracuse	L	16-56	20,570
Nov. 28	—	—	at Florida	W	14-13	50,149
Dec. 5	—	—	Houston	L	3-36	17,798
Total points/Attendance					166-310	321,934

FRAN CURCI

1971-72

1971

4-7

DATE	UM	OPP	OPPONENT	W/L	SCORE	ATT
Sept. 18	—	—	Florida State	L	17-20	20,266
Sept. 25	—	—	at Wake Forest	W	29-10	24,500
Oct. 1	—	—	Baylor	W	41-15	26,876
Oct. 9	—	7	Notre Dame	L	0-17	66,093
Oct. 15	—	—	Navy	W	31-16	26,728
Oct. 29	—	—	Army (HC)	W	24-13	24,323
Nov. 5	—	—	NC State	L	7-13	19,028
Nov. 13	—	4	at Alabama	L	3-31	57,313
Nov. 20	—	16	at Houston	L	6-27	29,276
Nov. 27	—	—	Florida	L	16-45	37,710
Dec. 4	—	—	Syracuse	L	0-14	17,224
Total points/Attendance					174-221	349,338

1972

5-6

DATE	UM	OPP	OPPONENT	W/L	SCORE	ATT
Sept. 16	—	20	Florida State	L	14-37	35,421
Sept. 23	—	14	at Texas	L	10-23	62,000
Oct. 7	—	—	at Baylor	L	3-10	35,142
Oct. 14	—	—	Tulane	W	24-21	18,956
Oct. 21	—	—	Houston	W	33-13	17,860
Oct. 28	—	—	at Army	W	28-7	42,500
Nov. 4	—	—	UNLV (HC)	W	51-7	18,987
Nov. 11	—	—	at Tampa	L	0-7	22,525
Nov. 18	—	10	at Notre Dame	L	17-20	59,075
Nov. 25	—	—	Maryland	W	28-8	17,342
Dec. 2	—	—	at Florida	L	6-17	46,432
Total points/Attendance					214-170	376,338



ALL-TIME RESULTS

PETE ELLIOTT

1973-74

1973

5-6

DATE	UM OPP	OPPONENT	W/L	SCORE	ATT
Sept. 16	— 20	Florida State	L	14-37	35,421
Sept. 21	— 6	Texas	W	20-15	30,080
Sept. 29	18 —	at Florida State	W	14-10	22,278
Oct. 6	17 6	at Oklahoma	L	20-24	61,826
Oct. 12	16 —	Boston College	W	15-10	25,418
Oct. 19	15 14	Houston	L	7-30	29,340
Oct. 27	— —	at Syracuse	W	34-23	19,369
Nov. 2	— —	West Virginia (HC)	L	14-20	24,890
Nov. 10	— —	at Army	W	19-7	41,047
Nov. 17	— 2	at Alabama	L	13-43	58,404
Nov. 24	— —	Florida	L	7-14	39,071
Dec. 1	— 5	Notre Dame	L	0-44	41,047
Total points/Attendance				163-240	382,770

1974

6-5

DATE	UM OPP	OPPONENT	W/L	SCORE	ATT
Sept. 21	— 19	at Houston	W	20-3	18,767
Sept. 28	20 —	at Tampa	W	28-26	40,672
Oct. 4	16 11	Auburn	L	0-3	33,490
Oct. 11	— —	Pacific	W	35-6	15,184
Oct. 19	— —	at West Virginia	W	21-20	32,800
Oct. 26	— 7	at Notre Dame	L	7-28	59,075
Nov. 1	— —	Virginia Tech	W	14-7	20,134
Nov. 8	— —	Florida State (HC)	L	14-21	19,785
Nov. 16	— 2	Alabama	L	7-28	26,265
Nov. 22	— —	Syracuse	W	14-7	12,208
Nov. 30	— —	at Florida	L	7-31	48,563
Total Points/Attendance				167-180	300,943

CARL SELMER

1975-76

1975

2-8

DATE	UM OPP	OPPONENT	W/L	SCORE	ATT
Sept. 20	— —	at Georgia Tech	L	23-38	32,339
Sept. 26	— 1	Oklahoma	L	17-20	37,203
Oct. 4	— 4	at Nebraska	L	16-31	76,231
Oct. 10	— 13	Colorado	L	10-23	18,901
Oct. 17	— —	Houston	W	24-20	15,362
Nov. 1	— —	at Boston College	L	7-21	25,331
Nov. 7	— —	Navy (HC)	L	16-17	18,987
Nov. 15	— —	at Florida State	W	24-22	30,228
Nov. 22	— —	Notre Dame	L	9-32	24,944
Nov. 29	— 13	Florida	L	11-15	25,462
Total points/Attendance				157-239	304,988

1976

3-8

DATE	UM OPP	OPPONENT	W/L	SCORE	ATT
Sept. 18	— —	Florida State	W	47-0	26,130
Sept. 25	— —	at Colorado	L	3-33	48,882
Oct. 2	— 5	at Nebraska	L	9-17	76,155
Oct. 9	— —	Duke	L	7-20	13,818
Oct. 16	— 2	at Pittsburgh	L	19-36	42,434
Oct. 23	— —	TCU	W	49-0	10,779
Nov. 6	— —	Boston College (HC)	W	13-6	15,687
Nov. 13	— —	Penn State	L	7-21	19,766
Nov. 20	— 13	at Notre Dame	L	27-40	59,075
Nov. 27	— —	at Florida	L	10-19	40,055
Dec. 4	— 6	at Houston	L	16-21	20,849
Total points/Attendance				207-213	373,630

LOU SABAN

1977-78

1977

3-8

DATE	UM OPP	OPPONENT	W/L	SCORE	ATT
Sept. 10	— 5	at Ohio State	L	0-10	86,287
Sept. 17	— —	at Georgia Tech ¹	L	6-10	31,916
Sept. 24	— —	at Florida State	W	23-17	40,060
Oct. 1	— —	Pacific	W	24-3	33,608
Oct. 8	— —	Kansas	W	14-7	28,010
Oct. 22	— —	at TCU	L	17-21	12,224
Oct. 29	— 9	at Penn State	L	7-49	61,853
Nov. 5	— —	Tulane (HC)	L	10-13	20,140
Nov. 12	— 2	at Alabama	L	0-36	57,422
Nov. 26	— —	Florida	L	14-31	30,662
Dec. 3	— 5	Notre Dame	L	10-48	35,789
Total points/Attendance				125-245	437,971

1 — Miami's 500th game

1978

6-5

DATE	UM OPP	OPPONENT	W/L	SCORE	ATT
Sept. 16	— —	at Colorado	L	7-17	44,714
Sept. 23	— 13	Florida State	L	21-31	25,003
Sept. 30	— —	at Kansas	W	38-6	47,420
Oct. 7	— 19	at Auburn	W	17-15	55,136
Oct. 14	— —	at Georgia Tech	L	19-24	29,695
Oct. 21	— —	Utah State	W	17-16	25,702
Oct. 28	— 19	at Notre Dame	L	0-20	59,075
Nov. 4	— —	at Tulane	L	16-20	20,045
Nov. 18	— —	San Diego State (HC)	W	16-14	17,468
Nov. 25	— —	Syracuse	W	21-9	15,793
Dec. 2	— —	at Florida	W	22-21	47,815
Total points/Attendance				194-193	387,866

HOWARD SCHNELLENBERGER 1979-1983

1979

5-6

DATE	UM OPP	OPPONENT	W/L	SCORE	ATT
Sept. 15	— —	Louisville	W	24-12	41,129
Sept. 22	— 14	at Florida State	L	23-40	47,679
Sept. 29	— —	Louisiana Tech	W	6-0	20,069
Oct. 6	— —	at Florida A&M	L	13-16	34,743
Oct. 13	— —	at San Diego State	L	20-31	40,126
Oct. 20	— —	Boston College (HC)	W	19-8	15,013
Oct. 27	— —	at Syracuse	L	15-25	7,729
Nov. 3	— 19	at Penn State	W	26-10	77,532
Nov. 17	— 1	at Alabama	L	0-30	54,500
Nov. 24	— —	vs. Notre Dame ¹	L	15-40	62,674
Dec. 1	— —	Florida	W	30-24	28,051
Total points/Attendance				191-236	429,245

ALL-TIME RESULTS

1980

9-3

PEACH BOWL CHAMPIONS

DATE	UM	OPP	OPPONENT	W/L	SCORE	ATT
Sept. 6	—	—	at Louisville	W	24-10	21,120
Sept. 13	—	—	Florida A&M	W	49-0	20,007
Sept. 20	—	18	at Houston	W	14-7	31,423
Sept. 27	—	9	Florida State	W	10-9	50,008
Oct. 11	13	7	at Notre Dame	L	14-32	59,075
Oct. 18	—	—	Mississippi State	L	31-34	18,651
Nov. 1	—	13	at Penn State	L	12-27	83,661
Nov. 8	—	—	East Carolina (HC)	W	23-10	11,048
Nov. 15	—	—	at Vanderbilt	W	24-17	12,830
Nov. 22	—	—	North Texas	W	26-8	20,293
Nov. 29	—	18	at Florida	W	31-7	56,437

Peach Bowl (Atlanta, Ga.)

Jan. 2	20	—	Virginia Tech	W	20-10	45,384
Total points/Attendance					267-171	429,927

1981

9-2

DATE	UM	OPP	OPPONENT	W/L	SCORE	ATT
Sept. 5	—	17	Florida	W	21-20	73,817
Sept. 19	16	—	Houston	W	12-7	32,586
Sept. 26	14	4	at Texas	L	7-14	74,653
Oct. 3	17	—	Vanderbilt	W	48-16	27,694
Oct. 17	13	16	at Mississippi State	L	10-14	33,225
Oct. 24	—	—	at East Carolina	W	31-6	20,323
Oct. 31	—	1	Penn State (HC)	W	17-14	32,117
Nov. 7	13	14	at Florida State	W	27-19	52,685
Nov. 14	12	—	Virginia Tech	W	21-14	22,257
Nov. 21	11	—	at NC State	W	14-6	36,500
Nov. 28	9	—	Notre Dame	W	37-15	50,681
Total points/Attendance					245-145	456,538

1982

7-4

DATE	UM	OPP	OPPONENT	W/L	SCORE	ATT
Sept. 4	15	16	at Florida	L	14-17	71,864
Sept. 11	19	—	Houston	W	31-12	24,687
Sept. 18	15	—	at Virginia Tech	W	14-8	45,200
Sept. 25	16	—	Michigan State	W	25-22	26,478
Oct. 2	17	—	at Louisville ¹	W	28-6	28,749
Oct. 9	17	10	at Notre Dame	L	14-16	59,075
Oct. 16	17	—	Mississippi State	W	31-14	35,860
Oct. 30	16	14	Florida State (HC)	L	7-24	54,696
Nov. 6	—	19	at Maryland	L	17-18	43,200
Nov. 20	—	—	NC State	W	41-3	20,434
Nov. 27	—	—	Cincinnati	W	19-13	18,447
Total points/Attendance					241-153	428,690

1 — Miami's 300th victory

1983

11-1

NATIONAL CHAMPIONS

ORANGE BOWL CHAMPIONS

DATE	UM	OPP	OPPONENT	W/L	SCORE	ATT
Sept. 3	—	—	at Florida	L	3-28	73,907
Sept. 10	—	—	at Houston	W	29-7	20,000
Sept. 17	—	—	Purdue	W	35-0	37,150
Sept. 24	—	13	Notre Dame	W	20-0	52,480
Oct. 1	15	—	at Duke	W	56-17	28,750
Oct. 8	12	—	Louisville	W	42-14	30,073
Oct. 15	10	—	at Mississippi State	W	31-7	29,456
Oct. 22	8	—	at Cincinnati	W	17-7	14,163
Oct. 29	7	12	West Virginia (HC)	W	20-3	63,881

Nov. 5	5	—	East Carolina	W	12-7	39,225
Nov. 12	6	—	at Florida State	W	17-16	57,333
Orange Bowl (Miami, Fla.)						
Jan. 1	5	1	Nebraska	W	31-30	72,596
Total points/Attendance					313-136	519,014

JIMMY JOHNSON

1984-88

1984

8-5

FIESTA BOWL

DATE	UM	OPP	OPPONENT	W/L	SCORE	ATT
Aug. 27	10	1	vs. Auburn ¹	W	20-18	51,131
Sept. 1	10	17	vs. Florida ²	W	32-20	72,831
Sept. 8	1	14	at Michigan	L	14-22	105,403
Sept. 15	5	—	at Purdue	W	28-17	56,716
Sept. 22	4	15	Florida State	L	3-38	60,210
Sept. 29	16	—	Rice	W	38-3	20,084
Oct. 6	14	16	at Notre Dame	W	31-13	59,075
Oct. 13	10	—	at Cincinnati	W	49-25	25,642
Oct. 20	9	—	Pittsburgh (HC)	W	27-7	32,872
Nov. 3	6	—	at Louisville	W	38-23	20,113
Nov. 10	6	—	Maryland	L	40-42	31,548
Nov. 23	12	—	Boston College	L	45-47	30,325

Fiesta Bowl (Tempe, Ariz.)

Jan. 1	13	14	UCLA	L	37-39	60,310
Total points/Attendance					402-314	626,260

1 — at East Rutherford, N.J.

2 — at Tampa, Fla.

1985

10-2

SUGAR BOWL

DATE	UM	OPP	OPPONENT	W/L	SCORE	ATT
Sept. 7	—	5	Florida	L	23-35	80,277
Sept. 14	—	—	at Rice	W	48-20	15,411
Sept. 28	—	—	at Boston College ¹	W	45-10	31,864
Oct. 5	—	—	at East Carolina	W	27-15	34,511
Oct. 12	—	—	Cincinnati	W	38-0	30,164
Oct. 19	—	3	at Oklahoma	W	27-14	75,008
Oct. 26	15	—	Louisville	W	45-7	31,761
Nov. 2	11	10	at Florida State	W	35-27	61,250
Nov. 9	8	—	at Maryland ²	W	29-22	62,350
Nov. 23	4	—	Colorado State ³ (HC)	W		24-3
Nov. 30	4	—	Notre Dame	W	58-7	49,236

Sugar Bowl (New Orleans, La.)

Jan. 1	2	8	Tennessee	L	7-35	77,432
Total points/Attendance					406-195	584,299

1 — at Foxboro, Mass.

2 — at Baltimore, Md.

3 — Miami's 600th game



ALL-TIME RESULTS

1986

11-1

FIESTA BOWL

DATE	UM	OPP	OPPONENT	W/L	SCORE	ATT
Aug. 30	3	—	at South Carolina	W	34-14	73,500
Sept. 6	3	13	at Florida	W	23-15	74,875
Sept. 13	2	—	Texas Tech	W	61-11	41,925
Sept. 27	2	1	Oklahoma	W	28-16	71,451
Oct. 4	1	—	Northern Illinois	W	34-0	33,905
Oct. 11	1	—	at West Virginia	W	58-14	63,500
Oct. 18	1	—	at Cincinnati	W	45-13	29,546
Nov. 1	1	20	Florida State	W	41-23	62,834
Nov. 8	1	—	at Pittsburgh	W	37-10	55,338
Nov. 15	1	—	Tulsa (HC)	W	23-10	51,110
Nov. 27	1	—	East Carolina	W	36-10	30,202

Fiesta Bowl (Tempe, Ariz.)

Jan. 2	1	2	Penn State	L	10-14	73,098
Total points/Attendance					430-150	671,284

1987

12-0

NATIONAL CHAMPIONS

ORANGE BOWL CHAMPIONS

DATE	UM	OPP	OPPONENT	W/L	SCORE	ATT
Sept. 5	10	20	Florida	W	31-4	77,224
Sept. 26	5	10	at Arkansas	W	51-7	55,310
Oct. 3	3	4	at Florida State	W	26-25	62,561
Oct. 10	3	—	Maryland	W	46-16	43,020
Oct. 24	3	—	at Cincinnati	W	48-10	20,011
Oct. 31	3	—	at East Carolina	W	41-3	31,791
Nov. 7	3	—	Miami (Ohio)	W	54-3	40,128
Nov. 14	3	—	Virginia Tech (HC)	W	27-13	40,105
Nov. 21	3	—	Toledo	W	24-14	37,010
Nov. 28	2	10	Notre Dame	W	24-0	76,640
Dec. 5	2	8	South Carolina	W	20-16	63,317

Orange Bowl (Miami, Fla.)

Jan. 1	2	1	Oklahoma	W	20-14	74,760
Total points/Attendance					412-125	622,877

1988

11-1

ORANGE BOWL CHAMPIONS

DATE	UM	OPP	OPPONENT	W/L	SCORE	ATT
Sept. 3	6	1	Florida State	W	31-0	77,836
Sept. 17	1	15	at Michigan	W	31-30	105,834
Sept. 24	1	—	Wisconsin	W	23-3	48,311
Oct. 1	1	—	Missouri	W	55-0	40,654
Oct. 15	1	4	at Notre Dame	L	30-31	59,075
Oct. 22	4	—	Cincinnati	W	57-3	44,107
Oct. 29	4	—	at East Carolina	W	31-7	29,400
Nov. 5	3	—	Tulsa (HC)	W	34-3	38,196
Nov. 19	3	11	at LSU	W	44-3	79,500
Nov. 26	3	8	Arkansas	W	18-16	63,271
Dec. 3	2	—	BYU	W	41-17	59,367

Orange Bowl (Miami, Fla.)

Jan. 2	2	6	Nebraska	W	23-3	79,480
Total points/Attendance					418-116	725,031

DENNIS ERICKSON

1989-94

1989

11-1

NATIONAL CHAMPIONS

SUGAR BOWL CHAMPIONS

DATE	UM	OPP	OPPONENT	W/L	SCORE	ATT
Sept. 9	3	—	at Wisconsin	W	51-3	38,846
Sept. 16	3	—	California	W	31-3	56,931
Sept. 23	2	—	at Missouri	W	38-7	43,293
Sept. 30	2	—	at Michigan State	W	26-20	76,217
Oct. 7	2	—	Cincinnati	W	56-0	48,597
Oct. 14	2	—	San Jose State	W	48-16	45,122
Oct. 28	2	9	at Florida State	L	10-24	62,602
Nov. 4	7	—	East Carolina	W	40-10	35,159
Nov. 11	7	14	at Pittsburgh	W	24-3	52,528
Nov. 18	7	—	San Diego State (HC)W			42-6

42,362

Nov. 25	7	1	Notre Dame	W	27-10	81,634
---------	---	---	------------	---	-------	--------

Sugar Bowl (New Orleans, La.)

Jan. 1	2	7	Alabama	W	33-25	77,425
Total points/Attendance					432-127	660,516

1990

10-2

COTTON BOWL CHAMPIONS

DATE	UM	OPP	OPPONENT	W/L	SCORE	ATT
Sept. 8	1	16	at BYU	L	21-28	66,235
Sept. 15	10	—	at California	W	52-24	47,000
Sept. 29	10	—	Iowa	W	48-21	70,420
Oct. 6	9	2	Florida State	W	31-22	80,396
Oct. 13	3	—	Kansas	W	34-0	54,211
Oct. 20	2	6	at Notre Dame	L	20-29	59,075
Oct. 27	8	—	at Texas Tech	W	45-10	50,028
Nov. 3	8	—	Pittsburgh (HC)	W	45-0	50,412
Nov. 17	3	—	Boston College	W	42-12	50,942
Nov. 24	2	—	Syracuse	W	33-7	66,196
Dec. 1	3	—	at San Diego State	W	30-28	34,201

Cotton Bowl (Dallas, Texas)

Jan. 1	4	3	vs. Texas	W	46-3	73,521
Total points/Attendance					447-184	702,637

1991

12-0, 2-0 BIG EAST (1st)

NATIONAL CHAMPIONS

ORANGE BOWL CHAMPIONS

DATE	UM	OPP	OPPONENT	W/L	SCORE	ATT
Aug. 31	3	—	at Arkansas	W	31-3	46,308
Sept. 12	2	10	Houston	W	40-10	71,842
Sept. 28	2	—	at Tulsa	W	34-10	35,689
Oct. 5	2	—	Oklahoma State	W	40-3	42,751
Oct. 12	2	9	Penn State	W	26-20	75,723
Oct. 19	2	—	Long Beach State	W	55-0	40,498
Oct. 26	2	—	at Arizona	W	36-9	53,349
Nov. 9	3	—	West Virginia* (HC)	W	27-3	60,250
Nov. 16	2	1	at Florida State	W	17-16	63,442
Nov. 23	1	—	at Boston College*	W	19-14	32,071
Nov. 30	1	—	San Diego State	W	39-12	56,721

Orange Bowl (Miami, Fla.)

Jan. 1	1	11	Nebraska	W	22-0	77,747
Total points/Attendance					386-100	656,391

ALL-TIME RESULTS

1992

11-1, 4-0 BIG EAST (1st)

SUGAR BOWL

DATE	UM	OPP	OPPONENT	W/L	SCORE	ATT
Sept. 5	1	23	at Iowa ¹	W	24-7	70,397
Sept. 19	1	—	Florida A&M	W	38-0	74,292
Sept. 26	1	—	Arizona	W	8-7	47,049
Oct. 3	2	3	Florida State	W	17-16	77,338
Oct. 10	2	7	at Penn State	W	17-14	96,704
Oct. 17	1	—	TCU	W	45-10	42,915
Oct. 24	1	—	at Virginia Tech*	W	43-23	51,423
Oct. 31	1	—	West Virginia*	W	35-23	51,246
Nov. 14	1	—	Temple* (HC)	W	48-0	41,212
Nov. 21	1	8	at Syracuse*	W	16-10	49,857
Nov. 28	1	—	at San Diego State	W	63-17	52,108

Sugar Bowl (New Orleans, La.)

Jan. 1	1	2	Alabama	L	13-34	76,789
Total points/Attendance					369-161	731,330

1 — Miami's 400th victory

1993

9-3, 6-1 BIG EAST (2nd)

FIESTA BOWL

DATE	UM	OPP	OPPONENT	W/L	SCORE	ATT
Sept. 4	4	20	at Boston College*	W	23-7	33,298
Sept. 18	3	—	Virginia Tech*	W	21-2	55,723
Sept. 25	3	—	at Colorado	W	35-29	52,391
Oct. 2	3	—	Georgia Southern	W	30-7	43,147
Oct. 9	3	1	at Florida State	L	10-28	77,813
Oct. 23	6	23	Syracuse*	W	49-0	63,194
Oct. 30	4	—	Temple*	W	42-7	33,927
Nov. 6	4	—	at Pittsburgh*	W	35-7	32,064
Nov. 13	3	—	Rutgers* (HC)	W	31-17	52,561
Nov. 20	4	9	at West Virginia*	L	14-17	70,222
Nov. 27	9	—	Memphis	W	41-17	38,737

Fiesta Bowl (Tempe, Ariz.)

Jan. 1	10	16	vs. Arizona	L	0-29	72,260
Total points/Attendance					331-167	615,337

1994

10-2, 7-0 BIG EAST (1st)

ORANGE BOWL

DATE	UM	OPP	OPPONENT	W/L	SCORE	ATT
Sept. 3	6	—	Georgia Southern	W	56-0	54,058
Sept. 10	5	—	at Arizona State ¹	W	47-10	48,729
Sept. 24	6	17	Washington	L	20-38	62,663
Oct. 1	13	—	at Rutgers*	W	24-3	39,719
Oct. 8	13	3	Florida State	W	34-20	77,010
Oct. 22	7	—	at West Virginia*	W	38-6	63,760
Oct. 29	6	13	Virginia Tech*	W	24-3	57,618
Nov. 5	5	10	at Syracuse*	W	27-6	49,565
Nov. 12	5	—	Pittsburgh* (HC)	W	17-12	50,058
Nov. 19	5	—	at Temple*	W	38-14	11,873
Nov. 26	4	25	Boston College*	W	23-7	60,579

Orange Bowl (Miami, Fla.)

Jan. 1	4	1	vs. Nebraska	L	17-24	81,753
Total points/Attendance					365-143	657,385

1 — Miami's 700th game

BUTCH DAVIS

1995-2000

1995

8-3, 6-1 BIG EAST (1st)

DATE	UM	OPP	OPPONENT	W/L	SCORE	ATT
Sept. 2	12	—	at UCLA	L	8-31	60,091
Sept. 9	19	—	Florida A&M	W	49-3	57,721
Sept. 23	17	—	at Virginia Tech*	L	7-13	51,206
Oct. 7	—	1	at Florida State	L	17-41	80,350
Oct. 14	—	—	Rutgers*	W	56-21	19,747
Oct. 21	—	—	at Pittsburgh*	W	17-16	28,794
Oct. 28	—	—	Temple* (HC)	W	36-12	28,147
Nov. 4	—	—	Baylor	W	35-14	32,655
Nov. 11	—	—	at Boston College*	W	17-14	44,500
Nov. 18	25	—	West Virginia*	W	17-12	43,409
Nov. 25	25	22	Syracuse*	W	35-24	47,544
Total points/Attendance					294-201	494,164

1996

9-3, 6-1 BIG EAST (1st)

CARQUEST BOWL CHAMPIONS

DATE	UM	OPP	OPPONENT	W/L	SCORE	ATT
Aug. 31	11	—	at Memphis	W	30-7	32,096
Sept. 7	11	—	The Citadel	W	52-6	35,747
Sept. 12	10	—	at Rutgers*	W	33-0	29,379
Sept. 28	10	—	Pittsburgh*	W	45-0	32,747
Oct. 12	6	3	Florida State	L	16-34	75,913
Oct. 19	12	—	East Carolina	L	6-31	31,909
Oct. 26	25	12	at West Virginia*	W	10-7	66,948
Nov. 2	22	—	at Temple*	W	57-26	8,608
Nov. 16	18	21	Virginia Tech* (HC)	L	7-21	38,814
Nov. 23	25	—	Boston College*	W	43-26	34,540
Nov. 30	23	16	at Syracuse*	W	38-31	49,426

Carquest Bowl (Miami, Fla.)

Dec. 27	19	—	vs. Virginia	W	31-21	46,418
Total points/Attendance					368-210	487,545

1997

5-6, 3-4 BIG EAST (5th)

DATE	UM	OPP	OPPONENT	W/L	SCORE	ATT
Aug. 30	14	—	at Baylor	W	45-14	36,750
Sept. 13	13	24	Arizona State	L	12-23	42,219
Sept. 18	22	—	at Pittsburgh*	L	17-21	40,194
Sept. 27	—	—	West Virginia*	L	17-28	39,270
Oct. 4	—	4	at Florida State	L	0-47	80,165
Oct. 18	—	—	at Boston College*	W ^{2OT}	4-44	40,006
Oct. 25	—	—	Temple	W	47-15	26,351
Nov. 1	—	—	Arkansas State	W	42-10	20,559
Nov. 8	—	20	at Virginia Tech*	L	25-27	53,177
Nov. 15	—	—	Rutgers* (HC)	W	51-23	19,949
Nov. 29	—	16	Syracuse*	L	13-33	25,147
Total points/Attendance					314-285	424,950



ALL-TIME RESULTS

1998

9-3, 5-2 BIG EAST (2nd)

MICRON PC BOWL CHAMPIONS

DATE	UM OPP	OPPONENT	W/L	SCORE	ATT
Sept. 5	—	E. Tennessee State	W	66-17	36,617
Sept. 12	—	at Cincinnati	W	38-12	20,681
Sept. 19	—	Virginia Tech*	LOT	20-27	41,155
Oct. 3	—	at Rutgers*	W	53-17	21,419
Oct. 10	—	9 Florida State	L	14-26	63,617
Oct. 24	—	13 at West Virginia*	W	34-31	60,081
Oct. 31	25	—	Boston College* (HC)W		35-17
32,917					
Nov. 14	24	—	at Temple*	W	42-7
Nov. 19	22	—	Pittsburgh*	W	38-10
Nov. 28	19	21	at Syracuse*	L	13-66
Dec. 5	—	3 UCLA	W	49-45	46,819
Micron PC Bowl (Miami, Fla.)					
Dec. 29	24	—	N.C. State	W	46-23
Total points/Attendance				448-298	474,032

1999

9-4, 6-1 BIG EAST (2nd)

GATOR BOWL CHAMPIONS

DATE	UM OPP	OPPONENT	W/L	SCORE	ATT
Aug. 29	12	9	vs. Ohio State ¹	W	23-12
Sept. 4	8	—	Florida A&M	W	57-3
Sept. 18	8	2	Penn State	L	23-27
Sept. 25	9	—	at East Carolina ²	L	23-27
Oct. 9	19	1	at Florida State	L	21-31
Oct. 16	23	—	at Boston College*	W	31-28
Oct. 30	23	—	West Virginia*	W	28-20
Nov. 6	22	—	at Pittsburgh*	W	33-3
Nov. 13	19	2	at Virginia Tech*	L	10-43
Nov. 20	—	—	Rutgers* (HC)	W	55-0
Nov. 27	—	—	Syracuse*	W	45-13
Dec. 4	23	—	Temple*	W	55-0
Gator Bowl (Jacksonville, Fla.)					
Jan. 1	23	15	vs. Georgia Tech	W	28-13
Total points/Attendance				404-207	495,885
1 — Kickoff Classic (Meadowlands, N.J.)					
2 — Raleigh, N.C.					

2000

11-1, 7-0 BIG EAST (1st)

SUGAR BOWL CHAMPIONS

DATE	UM OPP	OPPONENT	W/L	SCORE	ATT
Aug. 31	6	—	McNeese State	W	61-14
Sept. 9	4	15	at Washington	L	29-34
Sept. 23	12	—	at West Virginia*	W	47-10
Sept. 30	10	—	at Rutgers*	W	64-6
Oct. 7	7	1	Florida State	W	27-24
Oct. 21	4	—	at Temple*	W	45-17
Oct. 28	4	—	Louisiana Tech	W	42-31
Nov. 4	3	2	Virginia Tech* (HC)	W	41-21
Nov. 11	2	—	Pittsburgh*	W	35-7
Nov. 18	2	—	at Syracuse*	W	26-0
Nov. 25	2	—	Boston College*	W	52-6
Sugar Bowl (New Orleans, La.)					
Jan. 2	2	7	vs. Florida	W	37-20
Total points/Attendance				506-190	654,337

LARRY COKER

2001-06

2001

12-0, 7-0 BIG EAST (1st)

NATIONAL CHAMPIONS

ROSE BOWL CHAMPIONS

DATE	UM OPP	OPPONENT	W/L	SCORE	ATT
Sept. 1	2	—	at Penn State	W	33-7
Sept. 8	1	—	Rutgers*	W	61-0
Sept. 27	1	—	at Pittsburgh*	W	43-21
Oct. 6	1	—	Troy	W	38-7
Oct. 13	2	14	at Florida State	W	49-27
Oct. 25	1	—	West Virginia*	W	45-3
Nov. 3	1	—	Temple* (HC)	W	38-0
Nov. 10	1	—	at Boston College*	W	18-7
Nov. 17	1	14	Syracuse*	W	59-0
Nov. 24	1	12	Washington	W	65-7
Dec. 1	1	14	at Virginia Tech*	W	26-24
Rose Bowl (Pasadena, Calif.)					
Jan. 3	1	4	vs. Nebraska	W	37-14
Total points/Attendance				512-117	93,781

2002

12-1, 7-0 BIG EAST (1st)

FIESTA BOWL

DATE	UM OPP	OPPONENT	W/L	SCORE	ATT
Aug. 31	1	—	Florida A&M	W	63-17
Sept. 7	1	6	at Florida	W	41-16
Sept. 14	1	—	at Temple	W	44-21
Sept. 21	1	—	Boston College*	W	38-6
Oct. 5	1	—	Connecticut	W	48-14
Oct. 12	1	9	Florida State* (HC)	W	28-27
Oct. 26	1	—	at West Virginia**	W	40-23
Nov. 2	1	—	at Rutgers*	W	42-17
Nov. 9	2	—	at Tennessee	W	26-3
Nov. 21	1	17	Pittsburgh*	W	28-21
Nov. 30	1	—	at Syracuse*	W	49-7
Dec. 7	1	17	Virginia Tech*	W	56-45
Fiesta Bowl (Tempe, Ariz.)					
Jan. 3	1	2	vs. Ohio State	L2OT	24-31
Total points/Attendance				527-248	77,502
1 — Miami's 800th game					

2003

11-2, 6-1 BIG EAST (1st)

ORANGE BOWL CHAMPIONS

DATE	UM OPP	OPPONENT	W/L	SCORE	ATT
Aug. 28	3	—	at Louisiana Tech ¹	W	48-9
Sept. 6	3	18	Florida	W	38-33
Sept. 13	2	—	East Carolina	W	38-3
Sept. 20	2	—	at Boston College*	W	33-14
Oct. 2	2	—	West Virginia ²	W	22-20
Oct. 11	2	5	at Florida State	W	22-14
Oct. 18	2	—	Temple*	W	52-14
Nov. 1	2	10	at Virginia Tech*	L	7-31
Nov. 8	6	18	Tennessee	L	6-10
Nov. 15	14	—	Syracuse* (HC)	W	17-10
Nov. 22	13	—	Rutgers*	W	34-10
Nov. 29	10	20	at Pittsburgh*	W	28-14
Orange Bowl (Miami, Fla.)					
Jan. 1	10	9	vs. Florida State	W	16-14
Total points/Attendance				361-196	779,227
1 — Shreveport, La.					
2 — Miami's 500th victory					

ALL-TIME RESULTS

2004

9-3, 5-3 ACC (t3rd)

PEACH BOWL CHAMPIONS

DATE	UM	OPP	OPPONENT	W/L	SCORE	ATT
Sept. 10	5	4	Florida State*	WOT	16-10	78,622
Sept. 18	4	—	Louisiana Tech	W	48-0	53,721
Sept. 23	4	—	at Houston	W	38-13	36,698
Oct. 2	4	—	at Georgia Tech*	W	27-3	55,000
Oct. 14	3	18	Louisville	W	41-38	63,715
Oct. 23	4	—	at NC State*	W	45-31	55,600
Oct. 30	4	—	at North Carolina*	L	28-31	58,000
Nov. 6	11	—	Clemson* (HC)	LOT	17-24	55,225
Nov. 13	18	12	at Virginia*	W	31-21	63,701
Nov. 20	12	—	Wake Forest*	W	52-7	41,315
Dec. 4	9	11	Virginia Tech*	L	10-16	62,205
Peach Bowl (Atlanta, Ga.)						
Dec. 31	14	18	vs. Florida	W	27-10	69,322
Total points/Attendance					380-204	693,324

2005

9-3, 6-2 ACC (2nd, Coastal)

PEACH BOWL

DATE	UM	OPP	OPPONENT	W/L	SCORE	ATT
Sept. 5	9	14	at Florida State*	L	7-10	84,347
Sept. 17	13	20	at Clemson*	W _{3OT}	36-30	79,000
Sept. 24	12	—	Colorado	W	23-3	51,228
Oct. 1	9	—	USF	W	27-7	58,308
Oct. 8	9	—	Duke*	W	52-7	40,315
Oct. 15	7	—	at Temple	W	34-3	23,129
Oct. 29	6	—	North Carolina* (HC)	W	34-16	30,618
Nov. 5	5	3	at Virginia Tech*	W	27-7	65,115
Nov. 12	3	—	at Wake Forest*	W	47-17	27,106
Nov. 19	3	—	Georgia Tech*	L	10-14	53,764
Nov. 26	10	—	Virginia*	W	25-17	37,629
Peach Bowl (Atlanta, Ga.)						
Dec. 30	9	10	vs. LSU	L	3-40	65,620
Total points/Attendance					356-234	550,559

2006

7-6, 3-5 ACC (4th, Coastal)

MPC COMPUTERS BOWL CHAMPIONS

DATE	UM	OPP	OPPONENT	W/L	SCORE	ATT
Sept. 4	11	11	Florida State*	L	10-13	71,481
Sept. 9	16	—	Florida A&M	W	51-10	40,208
Sept. 16	15	12	at Louisville	L	7-31	42,704
Sept. 30	—	—	Houston	W	14-13	36,107
Oct. 7	—	—	North Carolina*	W	27-7	29,261
Oct. 14	—	—	FIU	W	35-0	51,130
Oct. 21	—	—	at Duke*	W	20-15	16,291
Oct. 28	—	21	at Georgia Tech*	L	23-30	55,230
Nov. 4	—	24	Virginia Tech* (HC)	L	10-17	41,504
Nov. 11	—	24	at Maryland*	L	13-14	50,721
Nov. 18	—	—	at Virginia*	L	7-17	54,522
Nov. 23	—	18	Boston College*	W	17-14	23,308
MPC Computers Bowl (Boise, Idaho)						
Dec. 31	—	—	vs. Nevada	W	21-20	28,652
Total points/Attendance					255-201	512,467

RANDY SHANNON

2007-10

2007

5-7, 2-6 ACC (4th, Coastal)

DATE	UM	OPP	OPPONENT	W/L	SCORE	ATT
Sept. 1	—	—	Marshall	W	31-3	39,830
Sept. 8	—	6	at Oklahoma	L	13-51	85,357
Sept. 15	—	—	FIU	W	23-9	40,915
Sept. 20	—	16	Texas A&M	W	34-17	44,622
Sept. 29	—	—	Duke*	W	24-14	30,614
Oct. 6	—	—	at North Carolina*	L	27-33	59,000
Oct. 13	—	—	Georgia Tech*	L	14-17	52,416
Oct. 20	—	—	at Florida State*	W	37-29	82,728
Nov. 3	—	—	NC State* (HC)	LOT	16-19	34,621
Nov. 10	—	19	Virginia*	L	0-48	62,106
Nov. 17	—	10	at Virginia Tech*	L	14-44	66,233
Nov. 24	—	—	at Boston College*	L	14-28	44,500
Total points/Attendance					285-274	642,942

2008

7-6, 4-4 ACC (t3rd, Coastal)

EMERALD BOWL

DATE	UM	OPP	OPPONENT	W/L	SCORE	ATT
Aug. 28	—	—	Charleston Southern	W	—	52-7
48,119						
Sept. 6	—	5	at Florida	L	3-26	90,833
Sept. 20	—	—	at Texas A&M	W	41-23	84,165
Sept. 27	—	—	North Carolina*	L	24-28	35,830
Oct. 4	—	—	Florida State*	L	39-41	65,786
Oct. 11	—	—	UCF	W	20-14	40,011
Oct. 18	—	—	at Duke*	W	49-31	32,011
Oct. 25	—	—	Wake Forest* (HC)	W	16-10	41,208
Nov. 1	—	—	at Virginia*	W	24-17	53,308
Nov. 13	—	—	Virginia Tech*	W	16-14	46,838
Nov. 20	—	—	at Georgia Tech*	L	23-41	49,335
Nov. 29	—	—	at NC State*	L	28-38	56,329

Emerald Bowl (San Francisco, Calif.)

Dec. 27	—	—	California	L	17-24	42,268
Total points/Attendance					352-314	686,041

2009

9-4, 5-3 ACC (3rd, Coastal)

CHAMPS SPORTS BOWL

DATE	UM	OPP	OPPONENT	W/L	SCORE	ATT
Sept. 7	—	18	at Florida State*	W	38-34	81,077
Sept. 17	20	14	Georgia Tech*	W	33-17	45,329
Sept. 26	9	11	at Virginia Tech*	L	7-31	66,233
Oct. 3	17	8	Oklahoma	W	21-20	61,790
Oct. 10	11	—	Florida A&M	W	48-16	47,859
Oct. 17	9	—	at UCF	W	27-7	48,453
Oct. 24	8	—	Clemson*	LOT	37-40	43,778
Oct. 31	18	—	at Wake Forest*	W	28-27	30,011
Nov. 7	16	—	Virginia* (HC)	W	52-17	48,350
Nov. 14	12	—	at North Carolina*	L	24-33	57,500
Nov. 21	20	—	Duke*	W	34-16	38,200
Nov. 28	19	—	at USF	W	31-10	66,469

Champs Sports Bowl (Orlando, Fla.)

Dec. 29	15	25	vs. Wisconsin	L	14-20	56,747
Total points/Attendance					394-288	635,049



ALL-TIME RESULTS

2010

7-6, 5-3 ACC (2nd, Coastal)

HYUNDAI SUN BOWL

DATE	UM OPP	OPPONENT	W/L	SCORE	ATT
Sept. 2	13	—	Florida A&M	W	45-0 53,674
Sept. 11	12	2	at Ohio State	L	24-36 105,454
Sept. 23	19	—	at Pittsburgh	W	31-3 58,115
Oct. 2	16	—	at Clemson*	W	30-21 81,500
Oct. 9	13	23	Florida State*	L	17-45 75,115
Oct. 16	—	—	at Duke*	W	28-13 25,911
Oct. 23	25	—	North Carolina*	W	33-10 43,584
Oct. 30	22	—	at Virginia*	L	19-24 39,528
Nov. 6	—	—	Maryland* (HC)	W	26-20 55,434
Nov. 13	—	—	at Georgia Tech*	W	35-10 47,425
Nov. 20	24	14	Virginia Tech*	L	17-31 40,101
Nov. 27	—	—	USF	L	20-23 41,148

Hyundai Sun Bowl (El Paso, Texas)

Dec. 31	—	—	vs. Notre Dame ^A	L	17-33 54,021
Total points/Attendance				342-269	721,010

^A — Interim Head Coach Jeff Stoutland

2013

9-4, 5-3 ACC (t2nd, Coastal)

RUSSELL ATHLETIC BOWL

DATE	UM OPP	OPPONENT	W/L	SCORE	ATT
Aug. 30	—	—	FAU	W	34-6 50,151
Sept. 7	—	12	Florida	W	21-16 76,968
Sept. 21	16	—	Savannah State	W	77-7 42,571
Sept. 28	15	—	at USF	W	49-21 47,562
Oct. 5	14	—	Georgia Tech*	W	45-30 47,008
Oct. 17	10	—	at North Carolina*	W	27-23 56,000
Oct. 26	7	—	Wake Forest*	W	24-21 66,160
Nov. 2	7	3	at Florida State*	L	14-41 84,409
Nov. 9	11	—	Virginia Tech*	L	24-42 49,267
Nov. 16	23	—	at Duke*	L	30-48 30,044
Nov. 23	—	—	Virginia*	W	45-26 44,732
Nov. 29	—	—	at Pittsburgh*	W	41-31 40,003

Russell Athletic Bowl (Orlando, Fla.)

Dec. 28	—	18	vs. Louisville	L	9-36 51,098
Total points/Attendance				440-348	685,973

AL GOLDEN

2011-15

2011

6-6, 3-5 ACC (5th, Coastal)

DATE	UM OPP	OPPONENT	W/L	SCORE	ATT
Sept. 5	—	—	at Maryland*	L	24-32 52,875
Sept. 17	—	17	Ohio State	W	24-6 66,279
Sept. 24	—	—	Kansas State	L	24-28 43,786
Oct. 1	—	—	Bethune-Cookman*	W	45-14 40,387
Oct. 8	—	21	at Virginia Tech*	L	35-38 66,233
Oct. 15	—	—	at North Carolina*	W	30-24 60,000
Oct. 22	—	22	Georgia Tech*	W	24-7 43,716
Oct. 27	—	—	Virginia*	L	21-28 40,403
Nov. 5	—	—	Duke* (HC)	W	49-14 62,053
Nov. 12	—	—	at Florida State*	L	19-23 82,322
Nov. 19	—	—	at USF	W	6-3 57,572
Nov. 25	—	—	Boston College*	L	17-24 43,952
Total points/Attendance				325-234	659,578

1 — Miami's 900th game

2012

7-5, 5-3 ACC (t1st, Coastal)

DATE	UM OPP	OPPONENT	W/L	SCORE	ATT
Sept. 1	—	—	at Boston College*	W	41-32 39,262
Sept. 8	—	21	at Kansas State	L	15-52 48,843
Sept. 15	—	—	Bethune-Cookman	W	38-10 39,435
Sept. 22	—	—	at Georgia Tech*	W ^{OT}	42-36 50,390
Sept. 29	—	—	NC State*	W	44-37 38,510
Oct. 6	—	9	vs. Notre Dame	L	3-41 62,871
Oct. 13	—	—	North Carolina*	L	14-18 58,954
Oct. 20	—	12	Florida State*	L	20-33 73,328
Nov. 1	—	—	Virginia Tech*	W	30-12 37,219
Nov. 10	—	—	at Virginia*	L	40-41 45,870
Nov. 17	—	—	USF	W	40-9 38,869
Nov. 24	—	—	at Duke*	W	52-45 26,895
Total points/Attendance				377-366	560,446

2014

6-7, 3-5 ACC (t5th, Coastal)

DUCK COMMANDER INDEPENDENCE BOWL

DATE	UM OPP	OPPONENT	W/L	SCORE	ATT
Sept. 1	RV	RV	at Louisville*	L	13-31 55,428
Sept. 6	—	—	Florida A&M	W	41-7 48,254
Sept. 13	—	—	Arkansas State	W	20-41 41,519
Sept. 20	—	22	at Nebraska	L	31-41 91,585
Sept. 27	—	23	Duke*	W	22-10 44,559
Oct. 4	—	—	at Georgia Tech*	L	17-28 52,221
Oct. 11	—	—	Cincinnati	W	55-34 43,953
Oct. 23	—	—	at Virginia Tech*	W	30-6 64,007
Nov. 1	—	—	North Carolina*	W	47-20 51,702
Nov. 15	RV	2	Florida State*	L	26-30 76,530
Nov. 22	—	—	at Virginia*	L	13-30 39,112
Nov. 29	—	—	Pittsburgh*	L	23-35 61,106

Russell Athletic Bowl (Shreveport, La.)

Dec. 28	—	—	vs. South Carolina	L	21-24 38,242
Total points/Attendance				380-316	706,218

2015

8-5, 5-3 ACC (3rd, Coastal)

HYUNDAI SUN BOWL

DATE	UM OPP	OPPONENT	W/L	SCORE	ATT
Sept. 5	RV	—	Bethune-Cookman	W	45-0 43,467
Sept. 11	RV	—	at FAU	W	44-20 30,321
Sept. 19	RV	RV	Nebraska	W ^{OT}	36-33 53,580
Oct. 1	RV	—	at Cincinnati	L	23-34 40,101
Oct. 10	—	8	at Florida State*	L	24-29 82,329
Oct. 17	—	—	Virginia Tech*	W	30-20 50,787
Oct. 24	—	6	Clemson*	L	0-58 45,211
Oct. 31	—	22	at Duke ^{AA}	W	30-27 30,143
Nov. 7	—	—	Virginia ^{AA}	W	27-21 40,963
Nov. 14	—	17	at North Carolina ^{AA}	L	21-59 61,000
Nov. 21	—	—	Georgia Tech ^{AA}	W	38-21 51,355
Nov. 27	—	—	at Pittsburgh ^{AA}	W	29-24 40,126

Hyundai Sun Bowl (El Paso, Texas)

Dec. 26	—	—	vs. Washington St.	L	14-20 41,180
Total points/Attendance				361-366	569,383

^{AA} — Interim Head Coach Larry Scott

ALL-TIME RESULTS

MARK RICHT

2016 - 2018

2016

9-4, 5-3 ACC (t2nd, Coastal)

RUSSELL ATHLETIC BOWL CHAMPIONS

DATE	UM	OPP	OPPONENT	W/L	SCORE	ATT
Sept. 3	RV	—	Florida A&M	W	70-0	60,703
Sept. 10	25	—	FAU	W	38-10	57,123
Sept. 17	25	—	at Appalachian State	W	45-10	34,658
Oct. 1	14	—	at Georgia Tech*	W	35-21	53,047
Oct. 8	10	21	Florida State*	L	19-20	65,685
Oct. 15	16	RV	North Carolina*	L	13-20	58,731
Oct. 20	—	—	at Virginia Tech*	L	16-37	63,507
Oct. 29	—	—	at Notre Dame	L	30-27	80,795
Nov. 5	—	—	Pittsburgh*	W	51-28	51,796
Nov. 12	—	—	at Virginia*	W	34-14	39,867
Nov. 19	—	—	at NC State*	W	27-13	56,263
Nov. 26	—	—	Duke*	W	40-21	57,396

Russell Athletic Bowl (Orlando, Fla.)

Dec. 28	—	12	vs. West Virginia	W	31-14	48,625
Total points/Attendance					446-241	679,571

2017

10-3, 7-1 ACC (1st, Coastal)

CAPITAL ONE ORANGE BOWL

DATE	UM	OPP	OPPONENT	W/L	SCORE	ATT
Sept. 2	18	—	Bethune-Cookman	W	41-13	50,454
Sept. 23	14	—	Toledo	W	52-30	49,361
Sept. 29	13	—	at Duke*	W	31-6	36,314
Oct. 7	12	—	at Florida State*	W	24-20	78,169
Oct. 14	10	—	Georgia Tech*	W	25-24	55,799
Oct. 21	8	—	Syracuse*	W	27-19	56,158
Oct. 28	8	—	at North Carolina*	W	24-19	45,000
Nov. 4	6	13	Virginia Tech*	W	28-10	63,932
Nov. 11	6	3	Notre Dame	W	41-8	65,303
Nov. 18	2	—	Virginia*	W	44-28	63,415
Nov. 24	2	—	at Pittsburgh*	L	14-24	35,978
Dec. 2	7	1	Clemson*	L	3-38	74,372

Capital One Orange Bowl (Miami Gardens, Fla.)

Dec. 28	10	6	vs. Wisconsin	L	24-34	65,032
Total points/Attendance					378-273	739,287

2018

7-6, 4-4 ACC (T-3rd, Coastal)

NEW ERA PINSTRIPE BOWL

DATE	UM	OPP	OPPONENT	W/L	SCORE	ATT
Sept. 2	8	24	LSU (Arlington TX)	L	17-33	68,841
Sept. 8	21	—	Savannah State	W	77-0	60,307
Sept. 15	20	—	at Toledo	W	49-24	28,117
Sept. 22	20	—	FIU	W	31-17	59,814
Sept. 27	16	—	North Carolina*	W	47-10	60,843
Oct. 6	17	—	Florida State*	W	28-27	65,490
Oct. 13	15	—	at Virginia*	L	13-16	42,393
Oct. 26	25	—	at Boston College*	L	14-27	44,514
Nov. 3	—	—	Duke*	L	12-20	62,754
Nov. 10	—	—	at Georgia Tech*	L	21-27	48,217
Nov. 17	—	—	at Virginia Tech*	W	38-14	62,379
Nov. 24	—	24	Pittsburgh*	W	24-3	59,606

New Era Pinstripe Bowl (The Bronx, N.Y.)

Dec. 27	—	—	vs. Wisconsin	L	3-35	37,821
Total points/Attendance					374-253	701,096

MANNY DIAZ

2019 - PRESENT

2019

6-7, 4-4 ACC (T-3rd, Coastal)

WALK-ON'S INDEPENDENCE BOWL

DATE	UM	OPP	OPPONENT	W/L	SCORE	ATT
Aug. 24	—	8	Florida (Orlando)	L	20-24	66,543
Sept. 7	—	—	at North Carolina*	L	25-28	50,500
Sept. 14	—	—	Bethune-Cookman	W	63-0	52,036
Sept. 21	—	—	Central Michigan	W	17-12	49,997
Oct. 5	—	—	Virginia Tech*	L	35-42	53,183
Oct. 11	—	19	Virginia*	W	17-9	54,538
Oct. 19	—	—	Georgia Tech*	Lot	21-28	54,106
Oct. 26	—	—	at Pittsburgh*	W	16-12	49,918
Nov. 2	—	—	at Florida State*	W	27-10	63,995
Nov. 9	—	—	Louisville*	W	52-27	53,111
Nov. 23	—	—	vs. FIU !	L	24-30	27,339
Nov. 30	—	—	at Duke*	L	17-27	15,913

Walk-On's Independence Bowl (Shreveport, La.)

Dec. 26	—	—	vs. Louisiana Tech	L	0-14	33,129
Total points/Attendance					334-263	622,308

! at Marlins Park in Miami, Fla.





SERIES RESULTS

AIR FORCE

MIAMI LEADS, 2-0

YEAR	UM	OPP	SITE	W/L	SCORE
1960	—	—	Miami	W	23-14
1962	—	—	Colorado Springs, Colo.	W	21-3

Miami: Miami leads, 1-0

Colorado Springs: Miami leads, 1-0

APPALACHIAN STATE

MIAMI LEADS, 1-0

YEAR	UM	OPP	SITE	W/L	SCORE
2016	—	18	Boone, N.C.	W	45-10

Boone: Miami leads, 1-0

ALABAMA

ALABAMA LEADS, 14-3

YEAR	UM	OPP	SITE	W/L	SCORE
1941	—	18	Miami	L	7-21
1947	—	6	Miami	L	6-21
1952	—	—	Miami	L	7-21
1954	16	—	Miami (HC)	W	23-7
1955	—	—	Miami	W	34-12
1962	—	3	Tuscaloosa, Ala.	L	3-36
1963	—	9	Miami (HC)	L	12-17
1968	—	16	Miami (HC)	L	6-14
1969	—	—	Tuscaloosa, Ala.	L	6-42
1970	—	—	Miami (HC)	L	8-32
1971	—	4	Tuscaloosa, Ala.	L	3-31
1973	—	2	Tuscaloosa, Ala.	L	13-43
1974	—	2	Miami	L	7-28
1977	—	2	Tuscaloosa, Ala.	L	0-36
1979	—	1	Tuscaloosa, Ala.	L	0-30
1990	2	7	New Orleans	W	33-25
1993	1	2	New Orleans	L	13-34

Miami: Alabama leads, 7-2

Tuscaloosa: Alabama leads, 6-0

Neutral Sites: Tied, 1-1

ARIZONA

MIAMI LEADS, 2-1

YEAR	UM	OPP	SITE	W/L	SCORE
1991	2	—	Tucson, Ariz.	W	36-9
1992	1	—	Miami	W	8-7
1994	10	16	Tempe, Ariz. (Fiesta)	L	0-29

Miami: Miami leads, 1-0

Tucson: Miami leads 1-0

Neutral Sites: Arizona leads, 1-0

ARIZONA STATE

TIED 1-1

YEAR	UM	OPP	SITE	W/L	SCORE
1994	5	—	Tempe, Ariz.	W	47-10
1997	13	24	Tempe, Ariz.	L	12-13

Tempe: Tied, 1-1

ARKANSAS

MIAMI LEADS, 3-0

YEAR	UM	OPP	SITE	W/L	SCORE
1987	5	10	Fayetteville	W	51-7
1988	3	8	Miami	W	18-16
1991	3	—	Fayetteville	W	31-3

Miami: Miami leads, 1-0

Fayetteville: Miami leads, 2-0

ARKANSAS STATE

MIAMI LEADS, 2-0

YEAR	UM	OPP	SITE	W/L	SCORE
1997	—	—	Miami	W	42-10
2014	—	—	Miami Gardens	W	41-20

Miami: Miami leads, 2-0

ARMY

MIAMI LEADS, 3-0

YEAR	UM	OPP	SITE	W/L	SCORE
1971	—	—	Miami (HC)	W	24-13
1972	—	—	West Point, N.Y.	W	28-7
1973	—	—	West Point, N.Y.	W	19-7

Miami: Miami leads, 1-0

West Point: Miami leads, 2-0

AUBURN

AUBURN LEADS, 7-4

YEAR	UM	OPP	SITE	W/L	SCORE
1944	—	—	Miami	L	19-38
1945	—	—	Miami	W	33-7
1953	—	—	Miami	L	20-29
1954	6	—	Auburn, Ala.	L	13-14
1959	—	7	Miami	L	6-21
1960	—	17	Auburn, Ala.	L	7-20
1967	—	—	Miami	W	7-0
1968	9	—	Auburn, Ala.	L	6-31
1974	16	11	Miami	L	0-3
1978	—	19	Auburn, Ala.	W	17-15
1984	10	1	East Rutherford, N.J.	W	20-18

Miami: Auburn leads, 4-2

Auburn: Auburn leads, 3-1

Neutral Site: Miami leads, 1-0

SERIES RESULTS

BAYLOR

MIAMI LEADS, 6-3

YEAR	UM	OPP	SITE	W/L	SCORE
1947	—	—	Miami	L	7-18
1953	—	10	Miami	L	13-21
1954	—	11	Miami	W	19-13
1957	—	11	Miami	W	13-7
1958	—	—	Waco, Texas	W	14-8
1971	—	—	Miami	W	41-15
1972	—	—	Waco, Texas	L	3-10
1995	—	—	Miami	W	35-14
1997	14	—	Waco, Texas	W	45-14

Miami: Miami leads, 4-2

Waco, Texas: Miami leads, 2-1

BETHUNE-COOKMAN

MIAMI LEADS, 5-0

YEAR	UM	OPP	SITE	W/L	SCORE
2011	—	—	Miami Gardens	W	45-14
2012	—	—	Miami Gardens	W	38-10
2015	—	—	Miami Gardens	W	45-0
2017	18	—	Miami Gardens	W	41-13
2019	—	—	Miami Gardens	W	63-0

Miami: Miami leads, 5-0

BOSTON COLLEGE

MIAMI LEADS, 24-6

YEAR	UM	OPP	SITE	W/L	SCORE
1955	—	—	Miami	W	14-7
1956	13	—	Miami	W	27-6
1958	—	—	Chestnut Hill, Mass.	L	2-6
1960	—	—	Miami	W	10-7
1964	—	—	Miami	W	30-6
1965	—	—	Miami	W	27-6
1973	16	—	Miami	W	15-10
1975	—	—	Chestnut Hill, Mass.	L	7-21
1976	—	—	Miami (HC)	W	13-6
1979	—	—	Miami (HC)	W	19-8
1984	12	—	Miami	L	45-47
1985	—	—	Chestnut Hill, Mass.	W	45-10
1990	3	—	Miami	W	42-12
1991	1	—	Chestnut Hill, Mass.	W	19-14
1993	4	20	Chestnut Hill, Mass.	W	23-7
1994	4	25	Miami	W	23-7
1995	—	—	Chestnut Hill, Mass.	W	17-14
1996	25	—	Miami	W	43-26
1997	—	—	Chestnut Hill, Mass.	W2OT	45-44
1998	25	—	Miami	W	35-17
1999	23	—	Chestnut Hill, Mass.	W	31-28
2000	2	—	Miami	W	52-6
2001	1	—	Chestnut Hill, Mass.	W	18-7
2002	1	—	Miami	W	38-6
2003	2	—	Miami	W	33-14
2006	—	18	Miami	W	17-14
2007	—	—	Chestnut Hill, Mass.	L	14-28

YEAR	UM	OPP	SITE	W/L	SCORE
2011	—	—	Miami Gardens	L	17-24
2012	—	—	Chestnut Hill, Mass.	W	41-32
2018	25	—	Chestnut Hill, Mass.	L	14-27

Miami: Miami leads, 16-2

Chestnut Hill: Miami leads, 8-4

BOSTON UNIVERSITY

MIAMI LEADS, 2-1-1

YEAR	UM	OPP	SITE	W/L	SCORE
1935	—	—	Miami (HC)	W	17-0
1936	—	—	Boston	T	7-7
1950	14	—	Miami	W	34-7
1952	—	—	Boston	L	7-9

Miami: Miami leads, 2-0

Boston: Boston leads, 1-0-1

BYU

TIED, 1-1

YEAR	UM	OPP	SITE	W/L	SCORE
1988	2	—	Miami	W	41-17
1990	1	16	Provo, Utah	L	21-28

Miami: Miami leads, 1-0

Provo: BYU leads, 1-0

BUCKNELL

MIAMI LEADS, 3-1-1

YEAR	UM	OPP	SITE	W/L	SCORE
1935	—	—	Miami (Orange Bowl)	L	0-26
1936	—	—	Lewisburg, Pa.	W	6-0
1937	—	—	Lewisburg, Pa.	T	6-6
1938	—	—	Miami (HC)	W	19-0
1955	20	—	Miami	W	46-0

Miami: Miami leads, 2-0

Lewisburg: Miami leads, 1-0-1

Neutral Site: Bucknell leads, 1-0

CALIFORNIA

TIED, 2-2

YEAR	UM	OPP	SITE	W/L	SCORE
1964	—	—	Miami	L	7-9
1989	3	—	Miami	W	31-3
1990	10	—	Berkeley, Calif.	W	52-24
2008	—	—	San Francisco	L	17-24

Miami: Tied, 1-1

Berkeley: Miami leads, 1-0

Neutral Site: Cal leads, 1-0



SERIES RESULTS

CENTRAL MICHIGAN

MIAMI LEADS, 1-0

YEAR	UM	OPP	SITE	W/L	SCORE
2019	—	—	Miami Gardens	W	17-12

Miami: Miami leads, 1-0

CHARLESTON SOUTHERN

MIAMI LEADS, 1-0

YEAR	UM	OPP	SITE	W/L	SCORE
2008	—	—	Miami	W	52-7

Miami: Miami leads, 1-0

CHATTANOOGA

MIAMI LEADS, 4-0

YEAR	UM	OPP	SITE	W/L	SCORE
1945	—	—	Chattanooga, Tenn.	W	27-7
1946	—	—	Miami	W	33-13
1948	—	—	Miami	W	19-0
1951	—	—	Miami	W	34-7

Miami: Miami leads, 3-0

Chattanooga: Miami leads, 1-0

CINCINNATI

MIAMI LEADS, 11-2

YEAR	UM	OPP	SITE	W/L	SCORE
1947	—	—	Cincinnati	L	7-20
1948	—	—	Miami	W	36-6
1982	—	—	Miami	W	19-13
1983	8	—	Cincinnati	W	37-7
1984	10	—	Cincinnati	W	49-25
1985	—	—	Miami	W	38-0
1986	1	—	Cincinnati	W	45-13
1987	3	—	Cincinnati	W	48-10
1988	4	—	Miami	W	57-3
1989	2	—	Miami	W	56-0
1998	—	—	Cincinnati	W	38-12
2014	—	—	Miami Gardens	W	55-34
2015	RV	—	Cincinnati	L	23-34

Miami: Miami leads, 6-0

Cincinnati: Miami leads, 5-2

THE CITADEL

MIAMI LEADS, 2-0

YEAR	UM	OPP	SITE	W/L	SCORE
1950	—	—	Miami	W	21-0
1996	11	—	Miami	W	52-6

Miami: Miami leads, 2-0

CLEMSON

MIAMI LEADS, 6-5

YEAR	UM	OPP	SITE	W/L	SCORE
1945	—	—	Miami	W	7-6
1951	—	19	Miami (Orange)	L	14-15
1952	—	—	Jacksonville, Fla.	W	14-0
1953	—	—	Miami	W	39-7
1956	8	13	Miami	W	21-0
2004	11	—	Miami	LOT	17-24
2005	13	20	Clemson, S.C.	W	36-30
2009	8	—	Miami Gardens	LOT	37-40
2010	16	—	Clemson, S.C.	W	30-21
2015	—	6	Miami Gardens	L	0-58
2017	7	1	Charlotte, N.C.	L	3-38

Miami: Series tied, 3-3

Clemson: Miami leads, 2-0

Neutral Site: Clemson leads, 2-1

COLORADO

COLORADO LEADS, 5-3

YEAR	UM	OPP	SITE	W/L	SCORE
1961	—	—	Miami	L	7-9
1966	—	—	Boulder, Colo.	W	24-3
1967	—	—	Houston	L	21-31
1975	—	13	Miami	L	10-23
1976	—	—	Boulder, Colo.	L	3-33
1978	—	—	Boulder, Colo.	L	7-17
1993	3	—	Boulder, Colo.	W	35-29
2005	12	—	Miami	W	23-3

Miami: Colorado leads, 2-1

Boulder: Tied, 2-2

Neutral Site: Colorado leads, 1-0

COLORADO STATE

MIAMI LEADS, 1-0

YEAR	UM	OPP	SITE	W/L	SCORE
1985	4	—	Miami (HC)	W	24-3

Miami: Miami leads, 1-0

CONNECTICUT

MIAMI LEADS, 1-0

YEAR	UM	OPP	SITE	W/L	SCORE
2002	1	—	Miami	W	48-14

Miami: Miami leads, 1-0

DETROIT

MIAMI LEADS, 4-0

YEAR	UM	OPP	SITE	W/L	SCORE
1947	—	—	Miami	W	21-7
1948	—	—	Detroit	W	6-0

SERIES RESULTS

YEAR	UM	OPP	SITE	W/L	SCORE
1949	—	—	Miami	W	27-6
1964	—	—	Detroit	W	10-7

Miami: Miami leads, 2-0

Detroit: Miami leads, 2-0

DRAKE

DRAKE LEADS, 2-1

YEAR	UM	OPP	SITE	W/L	SCORE
1937	—	—	Miami (HC)	L	0-7
1938	—	—	Des Moines, Iowa	L	6-18
1939	—	—	Miami	W	33-6

Miami: Tied, 1-1

Des Moines: Drake leads, 1-0

DUKE

MIAMI LEADS, 13-4

YEAR	UM	OPP	SITE	W/L	SCORE
1976	—	—	Miami	L	7-20
1983	15	—	Durham, N.C.	W	56-17
2005	9	—	Miami	W	52-7
2006	—	—	Durham, N.C.	W	20-15
2007	—	—	Miami	W	24-14
2008	—	—	Durham, N.C.	W	49-31
2009	20	—	Miami Gardens, Fla.	W	34-16
2010	—	—	Durham, N.C.	W	28-13
2011	—	—	Miami Gardens, Fla.	W	49-14
2012	—	—	Durham, N.C.	W	52-45
2013	23	—	Durham, N.C.	L	30-48
2014	—	23	Miami Gardens, Fla.	W	22-10
2015	—	18	Durham, N.C.	W	30-27
2016	—	—	Miami Gardens, Fla.	W	40-21
2017	13	—	Durham, N.C.	W	31-6
2018	—	—	Miami Gardens, Fla.	L	12-20
2018	—	—	Durham, N.C.	L	17-27

Miami: Miami leads, 6-2

Durham: Miami leads, 7-2

DUQUESNE

TIED, 1-1

YEAR	UM	OPP	SITE	W/L	SCORE
1934	—	—	Miami	L	7-33
1938	—	—	Miami	W	21-7

Miami: Tied, 1-1

EAST CAROLINA

MIAMI LEADS, 9-2

YEAR	UM	OPP	SITE	W/L	SCORE
1980	—	—	Miami (HC)	W	23-10
1981	—	—	Greenville, N.C.	W	31-6
1983	5	—	Miami	W	12-7

YEAR	UM	OPP	SITE	W/L	SCORE
1985	—	—	Greenville, N.C.	W	27-15
1986	1	—	Miami	W	36-10
1987	3	—	Greenville, N.C.	W	41-3
1988	4	—	Greenville, N.C.	W	31-7
1989	7	—	Miami	W	40-10
1996	12	—	Miami	L	6-31
1999	9	—	Miami	L	23-27
2003	2	—	Miami	W	38-3

Miami: Miami leads, 5-2

Greenville: Miami leads, 4-0

EAST TENNESSEE STATE

MIAMI LEADS, 1-0

YEAR	UM	OPP	SITE	W/L	SCORE
1998	—	—	Miami	W	66-17

Miami: Miami leads, 1-0

ELON

MIAMI LEADS, 2-1

YEAR	UM	OPP	SITE	W/L	SCORE
1928	—	—	Miami	L	18-21
1940	—	—	Miami	W	31-7
1941	—	—	Miami	W	38-0

Miami: Miami leads, 2-1

FLORIDA

MIAMI LEADS, 29-27

YEAR	UM	OPP	SITE	W/L	SCORE
1938	—	—	Gainesville, Fla.	W	19-7
1939	—	—	Miami (HC)	L	0-13
1940	—	—	Miami	L	6-46
1941	—	—	Miami (HC)	L	0-14
1942	—	—	Miami	W	12-0
1944	—	—	Miami (HC)	L	0-13
1945	—	—	Miami	W	7-6
1946	—	—	Gainesville, Fla.	W	20-13
1947	—	—	Miami (HC)	L	6-7
1948	—	—	Gainesville, Fla.	L	13-27
1949	—	—	Miami (HC)	W	28-13
1950	17	—	Gainesville, Fla.	W	20-14
1951	—	—	Miami (HC)	W	21-6
1952	—	—	Gainesville, Fla.	L	6-43
1953	—	—	Miami (HC)	W	14-10
1954	11	—	Gainesville, Fla.	W	14-0
1955	14	—	Miami	W	7-6
1956	6	18	Gainesville, Fla.	W	20-7
1957	—	20	Miami	L	0-14
1958	—	14	Jacksonville, Fla.	L	9-12
1959	12	—	Jacksonville, Fla.	L	14-23
1960	—	19	Miami	L	0-18
1961	—	—	Gainesville, Fla.	W	15-6
1962	—	—	Miami	W	17-15
1963	—	—	Miami	L	21-27



SERIES RESULTS

YEAR	UM	OPP	SITE	W/L	SCORE
1964	—	—	Gainesville, Fla.	L	10-12
1965	—	10	Miami (HC)	W	16-13
1966	—	9	Gainesville, Fla.	W	21-16
=1967	—	—	Miami	W	20-13
1968	—	—	Gainesville, Fla.	L	10-14
1969	—	17	Miami	L	16-35
1970	—	—	Gainesville, Fla.	W	14-13
1971	—	—	Miami	L	16-45
1972	—	—	Gainesville, Fla.	L	6-17
1973	—	—	Miami	L	7-14
1974	—	—	Gainesville, Fla.	L	7-31
1975	—	13	Miami	L	11-15
1976	—	—	Orlando, Fla.	L	10-19
1977	—	—	Miami	L	14-31
1978	—	—	Gainesville, Fla.	W	22-21
1979	—	—	Miami	W	30-24
1980	—	18	Gainesville, Fla.	W	31-7
1981	—	17	Miami	W	21-20
1982	15	16	Gainesville, Fla.	L	14-17
1983	—	—	Gainesville, Fla.	L	3-28
1984	16	17	Tampa, Fla.	W	32-20
1985	—	5	Miami	L	23-35
1986	3	13	Gainesville, Fla.	W	23-15
1987	10	20	Miami	W	31-4
2000	2	7	New Orleans	W	37-20
2002	1	6	Gainesville, Fla.	W	41-16
2003	3	18	Miami	W	38-33
2004	14	18	Atlanta	W	27-10
2008	—	5	Gainesville, Fla.	L	3-26
2013	—	12	Miami Gardens	W	21-16
2019	—	8	Orlando, Fla.	L	20-24

Miami: Tied, 14-14

Gainesville: Miami leads, 12-9

Neutral Site: Florida leads, 4-3

FLORIDA A&M

MIAMI LEADS, 10-1

YEAR	UM	OPP	SITE	W/L	SCORE
1979	—	—	Tallahassee	L	13-16
1980	—	—	Miami	W	49-0
1992	1	—	Miami	W	38-0
1995	19	—	Miami	W	49-3
1999	8	—	Miami	W	57-3
2002	1	—	Miami	W	63-17
2006	16	—	Miami	W	51-10
2009	11	—	Miami	W	48-16
2010	13	—	Miami	W	45-0
2014	—	—	Miami Gardens	W	41-7
2016	RV	—	Miami Gardens	W	70-3

Miami: Miami leads, 10-0

Tallahassee: Florida A&M leads, 1-0

FLORIDA ATLANTIC

MIAMI LEADS, 3-0

YEAR	UM	OPP	SITE	W/L	SCORE
2013	—	—	Miami Gardens	W	34-6
2015	—	—	Boca Raton	W	44-20
2016	25	—	Miami Gardens	W	38-10

Miami: Miami leads, 2-0

Boca Raton: Miami leads, 1-0

FIU

MIAMI LEADS, 3-1

YEAR	UM	OPP	SITE	W/L	SCORE
2006	—	—	Miami	W	35-0
2007	—	—	Miami	W	23-9
2018	20	—	Miami Gardens, Fla.	W	31-17
2019	—	—	Miami, Fla.	L	24-30

Miami: Miami leads, 3-1

FLORIDA STATE

MIAMI LEADS, 34-30

YEAR	UM	OPP	SITE	W/L	SCORE
1951	—	—	Miami	W	35-13
1953	—	—	Miami	W	27-0
1955	—	—	Miami	W	34-0
1956	9	—	Miami	W	20-7
1957	—	—	Tallahassee	W	40-13
1958	—	—	Miami	L	6-17
1959	—	—	Tallahassee	W	7-6
1960	—	—	Miami	W	25-7
1962	9	—	Miami	W	7-6
1963	—	—	Miami	L	0-24
1964	—	—	Miami	L	0-14
1966	—	—	Miami	L	20-23
1969	—	—	Miami	L	14-16
1970	—	—	Miami	L	3-27
1971	—	—	Miami	L	17-20
1972	—	20	Miami	L	14-37
1973	18	—	Tallahassee	W	14-10
1974	—	—	Miami (HC)	L	14-21
1975	—	—	Tallahassee	W	24-22
1976	—	—	Miami	W	47-0
1977	—	—	Tallahassee	W	23-17
1978	—	13	Miami	L	21-31
1979	—	14	Tallahassee	L	23-40
1980	—	9	Miami	W	10-9
1981	13	14	Tallahassee	W	27-19
1982	16	14	Miami (HC)	L	7-24
1983	6	—	Tallahassee	W	17-16
1984	4	15	Miami	L	3-38
1985	11	10	Tallahassee	W	35-27
1986	1	20	Miami	W	41-23
1987	3	4	Tallahassee	W	26-25
1988	6	1	Miami	W	31-0
1989	2	9	Tallahassee	L	10-24
1990	9	2	Miami	W	31-22

SERIES RESULTS

YEAR	UM	OPP	SITE	W/L	SCORE
1991	2	1	Tallahassee	W	17-16
1992	2	3	Miami	W	19-16
1993	3	1	Tallahassee	L	10-28
1994	13	3	Miami	W	34-20
1995	—	1	Tallahassee	L	17-41
1996	6	3	Miami	L	16-34
1997	—	4	Tallahassee	L	0-47
1998	—	9	Miami	L	14-26
1999	19	1	Tallahassee	L	21-31
2000	7	1	Miami	W	27-24
2001	2	14	Tallahassee	W	49-27
2002	1	9	Miami	W	28-27
2003	2	5	Tallahassee	W	22-14
2003	10	9	Miami (Orange Bowl)	W	16-14
2004	5	4	Miami	W (OT)	16-10
2005	9	14	Tallahassee	L	7-10
2006	11	11	Miami	L	10-13
2007	—	—	Tallahassee	W	37-29
2008	—	—	Miami Gardens, Fla	L	39-41
2009	—	18	Tallahassee	W	38-34
2010	13	23	Miami Gardens, Fla.	L	17-45
2011	—	—	Tallahassee	L	19-23
2012	—	14	Miami Gardens, Fla.	L	20-33
2013	7	3	Tallahassee	L	14-41
2014	—	2	Miami Gardens, Fla.	L	26-30
2015	—	12	Tallahassee	L	24-29
2016	10	21	Miami Gardens, Fla.	L	19-20
2017	12	—	Tallahassee	W	24-20
2018	17	—	Miami Gardens, Fla.	W	28-27
2019	—	—	Tallahassee	W	27-10

Miami: Florida State leads, 20-17

Tallahassee: Miami leads, 16-10

Neutral Site: Miami leads, 1-0

FORDHAM

TIED, 1-1

YEAR	UM	OPP	SITE	W/L	SCORE
1953	—	—	New York	L	0-20
1954	10	—	New York	W	75-7

Miami: Miami leads, 1-0

New York: Fordham leads, 1-0

FURMAN

MIAMI LEADS, 2-1

YEAR	UM	OPP	SITE	W/L	SCORE
1927	—	—	Miami	L	7-39
1942	—	—	Miami	W	32-13
1954	—	—	Miami	W	51-13

Miami: Miami leads, 2-1

GEORGE WASHINGTON

MIAMI LEADS, 1-0

YEAR	UM	OPP	SITE	W/L	SCORE
1947	—	—	Miami	W	28-7

Miami: Miami leads, 1-0

GEORGETOWN

MIAMI LEADS, 2-1

YEAR	UM	OPP	SITE	W/L	SCORE
1935	—	—	Washington, D.C.	L	0-13
1936	—	—	Miami	W	10-6
1950	8	—	Miami	W	42-7

Miami: Miami leads, 2-0

Washington, D.C.: Georgetown leads, 1-0

GEORGIA

GEORGIA LEADS, 7-4-1

YEAR	UM	OPP	SITE	W/L	SCORE
1937	—	—	Miami	L	0-26
1938	—	—	Miami	W	13-7
1939	—	—	Miami	L	0-13
1940	—	—	Miami	L	7-28
1945	—	—	Miami	L	21-27
1948	—	—	Miami	L	21-42
1949	—	—	Miami	W	13-9
1952	—	—	Miami	L	13-35
1956	11	—	Miami	T	7-7
1961	—	—	Miami	W	32-7
1963	—	—	Miami	L	14-31
1966	—	—	Miami	W	7-6

Miami: Georgia leads, 7-4-1

GEORGIA SOUTHERN

MIAMI LEADS, 4-1

YEAR	UM	OPP	SITE	W/L	SCORE
1932	—	—	Miami	L	6-19
1936	—	—	Miami	W	44-0
1937	—	—	Miami	W	40-0
1993	3	—	Miami	W	30-7
1994	6	—	Miami	W	56-0

Miami: Miami leads, 4-1

GEORGIA TECH

GEORGIA TECH LEADS, 13-12

YEAR	UM	OPP	SITE	W/L	SCORE
1955	9	10	Atlanta	L	6-14
1964	—	—	Atlanta	L	0-20
1967	—	—	Miami (HC)	W	49-7



SERIES RESULTS

YEAR	UM	OPP	SITE	W/L	SCORE
1968	15	—	Atlanta	W	10-7
1970	—	19	Atlanta	L	21-31
1975	—	—	Atlanta	L	23-38
1977	—	—	Atlanta	L	6-10
1978	—	—	Atlanta	L	19-24
1999	23	15	Jacksonville, Fla.	W	28-13
2004	4	—	Atlanta	W	27-3
2005	3	—	Miami	L	10-14
2006	—	21	Atlanta	L	23-30
2007	—	—	Miami	L	14-17
2008	—	—	Atlanta	L	23-41
2009	20	14	Miami Gardens	W	33-17
2010	—	—	Atlanta	W	35-10
2011	—	22	Miami Gardens	W	24-7
2012	—	—	Atlanta	W(OT)	42-36
2013	14	—	Miami Gardens	W	45-30
2014	—	—	Atlanta	L	17-28
2015	14	—	Miami Gardens	W	38-21
2016	14	—	Atlanta	W	35-21
2017	10	—	Miami Gardens, Fla.	W	25-24
2018	—	—	Atlanta	L	21-27
2019	—	—	Miami Gardens, Fla.	L (OT)	21-28

Miami: Miami leads, 6-3

Atlanta: Georgia Tech leads, 10-5

Neutral Site: Miami leads, 1-0

HOLY CROSS

MIAMI LEADS, 2-0

YEAR	UM	OPP	SITE	W/L	SCORE
1945	—	16	Miami (Orange)	W	13-6
1954	—	—	Miami	W	26-20

Miami: Miami leads, 1-0

Neutral Site: Miami leads, 1-0

HOUSTON

MIAMI LEADS, 11-7

YEAR	UM	OPP	SITE	W/L	SCORE
1957	14	—	Houston	L	0-7
1958	—	—	Miami (HC)	L	26-37
1965	—	—	Miami	W	44-12
1969	—	—	Houston	L	36-38
1970	—	—	Miami	L	3-36
1971	—	16	Houston	L	6-27
1972	—	—	Miami	W	33-13
1973	15	14	Miami	L	7-30
1974	—	19	Houston	W	20-3
1975	—	—	Miami	W	24-20
1976	—	6	Houston	L	16-21
1980	—	18	Houston	W	14-7
1981	16	—	Miami	W	12-7
1982	19	—	Miami	W	31-12
1983	—	—	Houston	W	29-7
1991	2	10	Miami	W	40-10
2004	4	—	Houston	W	38-13
2006	—	—	Miami	W	14-3

Miami: Miami leads, 7-3

Houston: Tied, 4-4

INDIANA

TIED, 1-1

YEAR	UM	OPP	SITE	W/L	SCORE
1964	—	—	Miami	L	14-28
1966	—	—	Miami	W	14-7

Miami: Tied, 1-1

IOWA

MIAMI LEADS, 4-0

YEAR	UM	OPP	SITE	W/L	SCORE
1950	14	—	Miami (HC)	W	14-6
1966	—	—	Miami	W	44-0
1990	10	—	Miami	W	48-21
1992	1	23	Iowa City, Iowa	W	24-7

Miami: Miami leads, 3-0

Iowa City: Miami leads, 1-0

JACKSONVILLE STATE

MIAMI LEADS, 1-0

YEAR	UM	OPP	SITE	W/L	SCORE
1931	—	—	Miami	W	14-3

Miami: Miami leads, 1-0

KANSAS

MIAMI LEADS, 4-0

YEAR	UM	OPP	SITE	W/L	SCORE
1957	—	—	Miami	W	48-6
1977	—	—	Miami	W	14-7
1978	—	—	Lawrence, Kan.	W	38-6
1990	3	—	Miami	W	34-0

Miami: Miami leads, 3-0

Lawrence: Miami leads, 1-0

KANSAS STATE

KANSAS STATE LEADS, 2-0

YEAR	UM	OPP	SITE	W/L	SCORE
2011	—	—	Miami Gardens	L	24-28
2012	—	21	Manhattan, Kan.	L	13-52

Miami: K-State leads, 1-0

Manhattan: K-State leads, 1-0

SERIES RESULTS

KENTUCKY

KENTUCKY LEADS, 5-3

YEAR	UM	OPP	SITE	W/L	SCORE
1948	—	—	Miami	L	5-25
1949	—	20	Miami	L	6-21
1951	19	14	Lexington, Ky.	L	0-32
1952	—	—	Miami	L	0-29
1959	—	—	Miami	L	3-22
1961	—	—	Lexington, Ky.	W	14-7
1962	—	—	Miami	W	25-17
1963	—	—	Lexington, Ky.	W	20-14

Miami: Kentucky leads, 4-1

Lexington: Miami leads, 2-1

LONG BEACH STATE

MIAMI LEADS, 1-0

YEAR	UM	OPP	SITE	W/L	SCORE
1991	2	—	Miami	W	55-0

Miami: Miami leads, 1-0

LOUISIANA COLLEGE

MIAMI LEADS, 2-0

YEAR	UM	OPP	SITE	W/L	SCORE
1927	—	—	Miami	W	7-0
1928	—	—	Miami	W	20-0

Miami: Miami leads, 2-0

LOUISIANA

MIAMI LEADS, 2-1

YEAR	UM	OPP	SITE	W/L	SCORE
1929	—	—	Lafayette, La.	L	0-14
1930	—	—	Lafayette, La.	W	6-0
1932	—	—	Miami	W	7-0

Miami: Miami leads, 1-0

Lafayette: Tied, 1-1

LSU

LSU LEADS 10-3

YEAR	UM	OPP	SITE	W/L	SCORE
1946	—	11	Miami	L	7-20
1958	—	11	Miami	L	0-41
1959	—	1	Baton Rouge, La.	L	3-17
1962	—	6	Baton Rouge, La.	L	3-27
1963	—	—	Miami	L	0-3
1965	—	—	Miami	L	27-34
1966	—	—	Baton Rouge, La.	L	8-10
1967	—	—	Baton Rouge, La.	W	17-15
1968	—	8	Miami	W	30-0
1969	—	14	Miami	L	0-20

YEAR	UM	OPP	SITE	W/L	SCORE
1988	3	11	Baton Rouge, La.	W	44-3
2005	9	10	Atlanta	L	3-40
2018	8	24	Arlington, Texas	L	17-33

Miami: LSU leads, 5-1

Baton Rouge: LSU leads, 3-2

Neutral Site: LSU leads, 2-0

LOUISIANA TECH

MIAMI LEADS, 4-1

YEAR	UM	OPP	SITE	W/L	SCORE
1979	—	—	Miami	W	6-0
2000	4	—	Miami	W	42-31
2003	3	—	Shreveport, La.	W	48-9
2004	4	—	Miami	W	48-0
2019	—	—	Shreveport, La.	L	0-14

Miami: Miami leads, 3-0

Neutral Site: Tied, 1-1

LOUISVILLE

MIAMI LEADS, 10-3-1

YEAR	UM	OPP	SITE	W/L	SCORE
1933	—	—	Miami	W	33-7
1949	—	—	Louisville, Ky.	W	26-0
1950	9	—	Miami	T	13-13
1979	—	—	Miami	W	24-12
1980	—	—	Louisville, Ky.	W	24-10
1982	17	—	Louisville, Ky.	W	28-6
1983	12	—	Miami	W	42-14
1984	6	—	Louisville, Ky.	W	38-23
1985	15	—	Miami	W	45-7
2004	3	18	Miami	W	41-38
2006	15	12	Louisville, Ky.	L	7-31
2013	—	18	Orlando, Fla.	L	9-36
2014	—	—	Louisville, Ky.	L	13-31
2019	—	—	Miami Gardens, Fla.	W	52-27

Miami: Miami leads, 6-0-1

Louisville: Miami leads, 4-2

Neutral Site: Louisville leads, 1-0

MARYLAND

MARYLAND LEADS, 9-8

YEAR	UM	OPP	SITE	W/L	SCORE
1948	—	—	Miami (HC)	L	13-27
1949	—	14	Miami	L	0-13
1953	—	3	Miami	L	0-30
1954	16	—	Miami	W	9-7
1956	11	—	Miami	W	13-6
1957	—	—	Miami (HC)	L	6-16
1958	—	—	Miami	L	14-26
1962	—	—	Miami	W	28-24
1970	—	—	Miami	W	18-11
1972	—	—	Miami	W	28-8



SERIES RESULTS

YEAR	UM	OPP	SITE	W/L	SCORE
1982	—	19	College Park, Md.	L	17-18
1984	6	—	Miami	L	40-42
1985	8	—	College Park, Md.	W	29-22
1987	3	—	Miami	W	46-16
2006	—	24	College Park, Md.	L	13-14
2010	—	—	Miami Gardens	W	26-20
2011	—	—	College Park, Md.	L	24-32

Miami: Miami leads, 7-6

College Park: Maryland leads, 3-1

MARSHALL

MIAMI LEADS, 1-0

YEAR	UM	OPP	SITE	W/L	SCORE
2007	—	—	Miami	W	31-3

Miami: Miami leads, 1-0

MCNEESE STATE

MIAMI LEADS, 1-0

YEAR	UM	OPP	SITE	W/L	SCORE
2000	6	—	Miami	W	61-14

Miami: Miami leads, 1-0

MEMPHIS

MIAMI LEADS, 2-1

YEAR	UM	OPP	SITE	W/L	SCORE
1969	—	—	Memphis, Tenn.	L	13-26
1993	9	—	Miami	W	41-17
1996	11	—	Memphis, Tenn.	W	30-7

Miami: Miami leads, 1-0

Memphis: Tied, 1-1

MERCER

MIAMI LEADS, 2-0

YEAR	UM	OPP	SITE	W/L	SCORE
1926	—	—	Miami	W	22-6
1936	—	—	Miami	W	13-0

Miami: Miami leads, 2-0

MIAMI (OHIO)

MIAMI LEADS, 3-0

YEAR	UM	OPP	SITE	W/L	SCORE
1945	—	—	Miami (HC)	W	27-13
1946	—	—	Miami	W	20-17
1987	3	—	Miami	W	54-3

Miami: Miami leads, 3-0

MICHIGAN

TIED, 1-1

YEAR	UM	OPP	SITE	W/L	SCORE
1984	1	14	Ann Arbor, Mich.	L	14-22
1988	1	15	Ann Arbor, Mich.	W	31-30

Ann Arbor: Tied, 1-1

MICHIGAN STATE

MIAMI LEADS, 4-0

YEAR	UM	OPP	SITE	W/L	SCORE
1945	—	—	Miami	W	21-7
1959	18	11	Miami	W	18-13
1982	16	—	Miami	W	25-22
1989	2	—	East Lansing, Mich.	W	26-20

Miami: Miami leads, 3-0

East Lansing: Miami leads, 1-0

MIDDLE TENNESSEE

MIDDLE TENNESSEE LEADS, 2-0

YEAR	UM	OPP	SITE	W/L	SCORE
1931	—	—	Murfreesboro, Tenn.	L	6-25
1932	—	—	Miami	L	0-7

Miami: Middle Tennessee leads, 1-0

Murfreesboro: Middle Tennessee leads, 1-0

MISSISSIPPI

MISSISSIPPI LEADS, 2-1

YEAR	UM	OPP	SITE	W/L	SCORE
1936	—	—	Miami (HC)	L	0-14
1940	—	—	Miami (HC)	L	7-21
1951	—	—	Miami	W	20-7

Miami: Ole Miss leads, 2-1

MISSISSIPPI STATE

MIAMI LEADS, 3-2

YEAR	UM	OPP	SITE	W/L	SCORE
1954	—	—	Miami	W	27-13
1980	18	—	Miami	L	31-34
1981	13	16	Starkville, Miss.	L	10-14
1982	17	—	Miami	W	31-14
1983	10	—	Starkville, Miss.	W	31-7

Miami: Miami leads, 2-1

Starkville: Tied, 1-1

SERIES RESULTS

MISSOURI

MIAMI LEADS, 3-0

YEAR	UM	OPP	SITE	W/L	SCORE
1950	15	—	Miami	W	27-9
1988	1	—	Miami	W	55-0
1989	2	—	Columbia, Mo.	W	38-7

Miami: Miami leads, 2-0

Columbia: Miami leads, 1-0

MURRAY STATE

MURRAY STATE LEADS, 1-0-1

YEAR	UM	OPP	SITE	W/L	SCORE
1931	—	—	Murray, Ky.	L	0-15
1932	—	—	Miami	T	0-0

Miami: Tied, 0-0-1

Murray: Murray State leads, 1-0

NAVY

MIAMI LEADS, 3-2

YEAR	UM	OPP	SITE	W/L	SCORE
1959	—	—	Miami	W	23-8
1961	—	—	Miami	L	6-17
1969	—	—	Miami (HC)	W	30-10
1971	—	—	Miami	W	31-16
1975	—	—	Miami	L	16-17

Miami: Miami leads, 3-2

NEBRASKA

SERIES TIED, 6-6

YEAR	UM	OPP	SITE	W/L	SCORE
1951	—	—	Miami	W	19-7
1953	—	—	Lincoln, Neb.	L	16-20
1962	—	—	New York (Gotham)	L	34-36
1975	—	4	Lincoln, Neb.	L	16-31
1976	—	5	Lincoln, Neb.	L	9-17
1983	5	1	Miami (Orange)	W	31-30
1988	2	6	Miami (Orange)	W	23-3
1991	1	11	Miami (Orange)	W	22-0
1994	4	1	Miami (Orange)	L	17-24
2001	1	4	Pasadena, Calif.	W	37-14
2014	—	22	Lincoln, Neb.	L	31-41
2015	—	—	Miami Gardens (OT)	W	36-33

Miami: Miami leads, 2-0

Lincoln: Nebraska leads, 4-0

Neutral Site: Miami leads, 4-2

NEVADA

MIAMI LEADS, 1-0

YEAR	UM	OPP	SITE	W/L	SCORE
2006	—	—	Boise, Idaho	W	21-20

Neutral Site: Miami leads, 1-0

NORTH CAROLINA

NORTH CAROLINA LEADS, 12-11

YEAR	UM	OPP	SITE	W/L	SCORE
1946	—	—	Miami	L	0-21
1952	—	—	Miami	L	7-34
1957	—	18	Miami	L	13-20
1959	—	—	Miami	W	14-7
1960	—	—	Miami	W	29-12
1961	—	—	Miami	W	10-0
1963	—	—	Chapel Hill, N.C.	L	16-27
2004	4	—	Chapel Hill, N.C.	L	28-31
2005	6	—	Miami	W	34-16
2006	—	—	Miami	W	27-7
2007	—	—	Chapel Hill, N.C.	L	27-33
2008	—	—	Miami	L	24-28
2009	—	—	Chapel Hill, N.C.	L	24-33
2010	25	—	Miami	W	33-10
2011	—	—	Chapel Hill, N.C.	W	30-24
2012	—	—	Miami Gardens, Fla.	L	14-18
2013	10	—	Chapel Hill, N.C.	W	27-23
2014	—	—	Miami Gardens, Fla.	W	47-20
2015	—	—	Chapel Hill, N.C.	L	21-59
2016	16	—	Miami Gardens, Fla.	L	13-20
2017	8	—	Chapel Hill, N.C.	W	24-19
2018	16	—	Miami Gardens, Fla.	W	47-10
2019	—	—	Chapel Hill, N.C.	L	25-28

Miami: Miami leads, 8-6

Chapel Hill: North Carolina leads, 6-3

NC STATE

MIAMI LEADS, 9-5-1

YEAR	UM	OPP	SITE	W/L	SCORE
1939	—	—	Miami	W	27-7
1942	—	—	Miami	L	0-2
1944	—	—	Miami	L	7-28
1945	—	—	Miami	W	21-7
1957	—	12	Miami	T	0-0
1969	—	—	Miami	W	23-13
1971	—	—	Miami	L	7-13
1981	11	—	Raleigh, N.C.	W	14-6
1982	—	—	Miami	W	41-3
1998	24	—	Miami	W	46-23
2004	4	—	Raleigh, N.C.	W	45-31
2007	—	—	Miami (OT)	L	16-19
2008	—	—	Raleigh, N.C.	L	28-38
2012	—	—	Miami Gardens	W	44-37
2016	—	—	Raleigh, N.C.	W	27-13

Miami: Miami leads, 6-4-1

Raleigh: Miami leads, 3-1



SERIES RESULTS

NORTH TEXAS

MIAMI LEADS, 1-0

YEAR	UM	OPP	SITE	W/L	SCORE
1980	—	—	Miami	W	26-8

Miami: Miami leads, 1-0

NORTHERN ILLINOIS

MIAMI LEADS, 1-0

YEAR	UM	OPP	SITE	W/L	SCORE
1986	1	—	Miami	W	34-0

Miami: Miami leads, 1-0

NORTHWESTERN

SERIES TIED, 2-2

YEAR	UM	OPP	SITE	W/L	SCORE
1961	—	—	Miami	W	10-6
1962	—	—	Miami	L	7-29
1967	8	—	Evanston, Ill.	L	7-12
1968	19	—	Miami	W	28-7

Miami: Miami leads, 2-1

Evanston: Northwestern leads, 1-0

NOTRE DAME

NOTRE DAME LEADS, 18-8-1

YEAR	UM	OPP	SITE	W/L	SCORE
1955	15	5	Miami	L	0-14
1960	—	—	Miami (HC)	W	28-12
1965	—	6	Miami	T	0-0
1967	—	6	Miami	L	22-24
1971	—	7	Miami	L	0-17
1972	—	10	South Bend, Ind.	L	17-20
1973	—	5	Miami	L	0-44
1974	—	7	South Bend, Ind.	L	7-28
1975	—	—	Miami	L	9-32
1976	—	13	South Bend, Ind.	L	27-40
1977	—	5	Miami	L	10-48
1978	—	19	South Bend, Ind.	L	0-20
1979	—	—	Tokyo, Japan	L	15-40
1980	13	7	South Bend, Ind.	L	14-32
1981	9	—	Miami	W	37-15
1982	17	10	South Bend, Ind.	L	14-16
1983	—	13	Miami	W	20-0
1984	14	16	South Bend, Ind.	W	31-13
1985	4	—	Miami	W	58-7
1987	2	10	Miami	W	24-0
1988	1	4	South Bend, Ind.	L	30-31
1989	7	1	Miami	W	27-10
1990	2	—	South Bend, Ind.	L	20-29
2010	—	—	El Paso, Texas	L	17-13
2012	—	9	Chicago	L	3-41
2016	—	—	South Bend, Ind.	L	27-30
2017	6	3	Miami Gardens	W	41-8

Miami: Miami leads, 7-6-1

South Bend: Notre Dame leads, 9-1

Neutral: Notre Dame leads, 0-0

OHIO STATE

OHIO STATE LEADS, 3-2

YEAR	UM	OPP	SITE	W/L	SCORE
1977	—	5	Columbus, Ohio	L	0-10
1999	12	9	East Rutherford, N.J.	W	23-14
2003	1	2	Tempe, Ariz.	L2OT	24-31
2010	12	2	Columbus, Ohio	L	24-36
2011	—	17	Miami	W	24-6

Miami: Tied, 1-1

Columbus: Ohio State leads, 2-0

Neutral Site: Miami leads, 1-0

OKLAHOMA

MIAMI LEADS, 4-3

YEAR	UM	OPP	SITE	W/L	SCORE
1973	17	6	Norman, Okla.	L	20-24
1975	—	1	Miami	L	17-20
1985	—	3	Norman, Okla.	W	27-14
1986	2	1	Miami	W	28-16
1988	2	1	Miami (Orange)	W	20-14
2007	—	6	Norman, Okla.	L	13-51
2009	17	8	Miami	W	21-20

Miami: Miami leads, 2-1

Norman: Oklahoma leads, 2-1

Neutral Site: Miami leads, 1-0

OKLAHOMA STATE

MIAMI LEADS, 1-0

YEAR	UM	OPP	SITE	W/L	SCORE
1991	2	—	Miami	W	40-3

Miami: Miami leads, 1-0

OREGON

MIAMI LEADS, 1-0

YEAR	UM	OPP	SITE	W/L	SCORE
1958	—	—	Miami	W	2-0

Miami: Miami leads, 1-0

PACIFIC

MIAMI LEADS, 2-0

YEAR	UM	OPP	SITE	W/L	SCORE
1974	—	—	Miami	W	35-6
1977	—	—	Miami	W	24-3

Miami: Miami leads, 2-0

SERIES RESULTS

PENN STATE

PENN STATE LEADS, 7-6

YEAR	UM	OPP	SITE	W/L	SCORE
1961	—	8	Miami	W	25-8
1967	—	—	Miami	L	8-17
1968	—	4	University Park, Pa.	L	7-22
1976	—	—	Miami	L	7-21
1977	—	9	University Park, Pa.	L	7-49
1979	—	19	University Park, Pa.	W	26-10
1980	—	13	University Park, Pa.	L	12-27
1981	—	1	Miami (HC)	W	17-14
1987	1	2	Tempe, Ariz. (Fiesta)	L	10-14
1991	2	9	Miami	W	26-20
1992	2	7	University Park, Pa.	W	17-14
1999	8	2	Miami	L	23-27
2001	2	—	University Park, Pa.	W	33-7

Miami: Tied, 3-3

University Park: Tied, 3-3

Neutral Site: Penn State leads, 1-0

PITTSBURGH

MIAMI LEADS, 27-11-1

YEAR	UM	OPP	SITE	W/L	SCORE
1950	11	—	Pittsburgh, Pa.	W	28-0
1951	—	—	Miami	L	7-21
1955	—	16	Pittsburgh, Pa.	W	21-7
1956	6	13	Miami (HC)	L	7-14
1957	—	—	Miami	W	28-13
1960	—	—	Pittsburgh, Pa.	L	6-17
1961	—	—	Miami	L	7-10
1962	—	—	Pittsburgh, Pa.	W	23-14
1963	—	5	Miami	L	20-31
1964	—	—	Miami	T	20-20
1965	—	—	Pittsburgh, Pa.	L	14-28
1966	—	—	Miami (HC)	W	38-14
1967	—	—	Pittsburgh, Pa.	W	58-0
1968	—	—	Miami	W	48-0
1970	—	18	Pittsburgh, Pa.	L	17-28
1976	—	2	Pittsburgh, Pa.	L	19-36
1984	9	—	Miami (HC)	W	27-7
1986	1	—	Pittsburgh, Pa.	W	37-10
1989	7	14	Pittsburgh, Pa.	W	24-3
1990	8	—	Miami	W	45-0
1993	4	—	Pittsburgh, Pa.	W	35-7
1994	5	—	Miami (HC)	W	17-12
1995	—	—	Pittsburgh, Pa.	W	17-16
1996	10	—	Miami	W	45-0
1997	22	—	Pittsburgh, Pa.	L	17-21
1998	22	—	Miami	W	38-10
1999	22	—	Pittsburgh, Pa.	W	33-3
2000	2	—	Miami	W	35-7
2001	1	—	Miami	W	43-21
2002	1	17	Miami	W	28-21
2003	10	20	Miami	W	28-14
2010	19	—	Pittsburgh, Pa.	W	31-3
2013	—	—	Pittsburgh, Pa.	W	41-31
2014	—	—	Miami Gardens	L	23-35
2015	—	—	Pittsburgh, Pa.	W	29-24
2016	—	—	Miami Gardens	W	51-28
2017	2	—	Pittsburgh, Pa.	L	14-24

YEAR	UM	OPP	SITE	W/L	SCORE
2018	—	25	Miami Gardens, Fla.	W	24-3
2019	—	—	Pittsburgh, Pa.	W	16-12

Miami: Miami leads, 14-5-1

Pittsburgh: Miami leads, 13-6

PRESBYTERIAN

MIAMI LEADS, 2-0

YEAR	UM	OPP	SITE	W/L	SCORE
1943	—	—	Miami	W	32-13
1944	—	—	Miami	W	31-12

Miami: Miami leads, 2-0

PURDUE

MIAMI LEADS, 5-1

YEAR	UM	OPP	SITE	W/L	SCORE
1949	—	—	Miami	L	0-14
1950	—	9	West Lafayette, Ind.	W	20-14
1951	—	—	Miami	W	7-0
1963	—	—	Miami	W	3-0
1983	—	—	Miami	W	35-0
1984	5	—	West Lafayette, Ind.	W	28-17

Miami: Miami leads, 3-1

West Lafayette: Miami leads, 2-0

RICE

MIAMI LEADS, 2-0

YEAR	UM	OPP	SITE	W/L	SCORE
1984	16	—	Miami	W	38-3
1985	—	—	Houston	W	48-20

Miami: Miami leads, 1-0

Houston: Miami leads, 1-0

RICHMOND

MIAMI LEADS, 1-0

YEAR	UM	OPP	SITE	W/L	SCORE
1952	—	—	Miami	W	41-6

Miami: Miami leads, 1-0

RUTGERS

MIAMI LEADS, 11-0

YEAR	UM	OPP	SITE	W/L	SCORE
1993	3	—	Miami (HC)	W	31-17
1994	13	—	Piscataway, N.J.	W	24-3
1995	—	—	Miami	W	56-21
1996	10	—	Piscataway, N.J.	W	33-0
1997	—	—	Miami (HC)	W	51-23
1998	—	—	Miami	W	53-17
1999	—	—	Miami	W	55-0



SERIES RESULTS

YEAR	UM	OPP	SITE	W/L	SCORE
2000	10	—	Piscataway, N.J.	W	64-6
2001	1	—	Miami	W	61-0
2002	1	—	Piscataway, N.J.	W	42-17
2003	13	—	Miami	W	34-10

Miami: Miami leads, 7-0

Piscataway, N.J.: Miami leads, 4-0

SAMFORD

TIED, 3-3

YEAR	UM	OPP	SITE	W/L	SCORE
1926	—	—	Miami	W	9-7
1927	—	—	Miami	L	0-52
1928	—	—	Miami	L	0-7
1929	—	—	Miami	W	7-0
1930	—	—	Dothan, Ala.	L	0-24
1941	—	—	Miami	W	19-0

Miami: Miami leads, 3-2

Neutral Site: Samford leads, 1-0

SAN DIEGO STATE

MIAMI LEADS, 5-1

YEAR	UM	OPP	SITE	W/L	SCORE
1978	—	—	Miami (HC)	W	16-14
1979	—	—	San Diego	L	20-31
1989	7	—	Miami (HC)	W	42-6
1990	3	—	San Diego	W	30-28
1991	1	—	Miami	W	39-12
1992	1	—	San Diego	W	63-17

Miami: Miami leads, 3-0

San Diego: Miami leads, 2-1

SAN JOSE STATE

MIAMI LEADS, 1-0

YEAR	UM	OPP	SITE	W/L	SCORE
1989	2	—	Miami	W	48-16

Miami: Miami leads, 1-0

SAVANNAH STATE

MIAMI LEADS, 2-0

YEAR	UM	OPP	SITE	W/L	SCORE
2013	16	—	Miami Gardens, Fla.	W	77-7
2018	21	—	Miami Gardens, Fla.	W	77-0

Miami: Miami leads, 2-0

SOUTH CAROLINA

MIAMI LEADS, 8-6-2

YEAR	UM	OPP	SITE	W/L	SCORE
1936	—	—	Miami	L	3-6
1937	—	—	Miami	L	0-3
1939	—	—	Columbia, S.C.	L	6-7
1940	—	—	Miami	L	2-7
1941	—	—	Miami	W	7-6
1942	—	—	Miami (HC)	W	13-6
1944	—	—	Miami	T	0-0
1945	—	—	Miami	T	13-13
1947	—	—	Miami	L	0-8
1949	—	—	Miami	W	13-7
1956	—	17	Miami	W	14-6
1959	—	—	Miami (HC)	W	26-6
1960	—	—	Miami	W	21-6
1986	3	—	Columbia, S.C.	W	34-14
1987	2	8	Miami	W	20-16
2014	—	—	Shreveport, La.	L	21-24

Miami: Miami leads, 7-4-2

Columbia: Tied, 1-1

Neutral Site: South Carolina leads, 1-0

SOUTHEASTERN LOUISIANA

MIAMI LEADS, 2-0

YEAR	UM	OPP	SITE	W/L	SCORE
1934	—	—	Miami	W	26-7
1935	—	—	Miami	W	2-0

Miami: Miami leads, 2-0

SMU

SMU LEADS, 1-0

YEAR	UM	OPP	SITE	W/L	SCORE
1965	—	—	Dallas	L	3-7

Dallas: SMU leads, 1-0

STETSON

TIED, 5-5-2

YEAR	UM	OPP	SITE	W/L	SCORE
1926	—	—	Miami	W	20-0
1927	—	—	Miami	L	0-36
1928	—	—	Miami	L	6-15
1929	—	—	DeLand, Fla.	L	0-12
1930	—	—	Miami	L	0-19
1933	—	—	Miami (HC)	T	0-0
1934	—	—	Miami (HC)	T	6-6
1935	—	—	Miami	L	12-13
1936	—	—	Miami	W	20-6
1937	—	—	Miami	W	25-13
1940	—	—	Miami	W	19-0
1952	—	—	Miami	W	35-0

SERIES RESULTS

Miami: Miami leads, 5-4-2

DeLand: Stetson leads, 1-0

SYRACUSE

MIAMI LEADS, 16-7

YEAR	UM	OPP	SITE	W/L	SCORE
1960	—	14	Miami	L	14-21
1961	—	14	Memphis, Tenn.	L	14-15
1965	—	9	Syracuse, N.Y.	W	24-0
1970	—	—	Syracuse, N.Y.	L	16-56
1971	—	—	Miami	L	0-14
1973	—	—	Syracuse, N.Y.	W	34-23
1974	—	—	Miami	W	14-7
1978	—	—	Miami	W	21-9
1979	—	—	Syracuse, N.Y.	L	15-25
1990	2	—	Miami	W	33-7
1992	1	8	Syracuse, N.Y.	W	16-10
1993	6	23	Miami	W	49-0
1994	5	10	Syracuse, N.Y.	W	27-6
1995	25	22	Miami	W	35-24
1996	23	16	Syracuse, N.Y.	W	38-31
1997	—	16	Miami	L	13-33
1998	19	21	Syracuse, N.Y.	L	13-66
1999	—	—	Miami	W	45-13
2000	2	—	Syracuse, N.Y.	W	26-0
2001	1	14	Miami	W	59-0
2002	1	—	Syracuse, N.Y.	W	49-7
2003	14	—	Miami	W	17-10
2017	7	—	Miami Gardens	W	27-19

Miami: Miami leads, 9-3

Syracuse: Miami leads, 7-3

Neutral Site: Syracuse leads, 1-0

TEMPLE

MIAMI LEADS, 13-1

YEAR	UM	OPP	SITE	W/L	SCORE
1930	—	—	Philadelphia	L	0-34
1992	1	—	Miami (HC)	W	48-0
1993	4	—	Miami	W	42-7
1994	5	—	Philadelphia	W	38-14
1995	—	—	Miami (HC)	W	36-12
1996	22	—	Philadelphia	W	57-26
1997	—	—	Miami	W	47-15
1998	24	—	Miami	W	42-7
1999	23	—	Miami	W	55-0
2000	4	—	Philadelphia	W	45-17
2001	1	—	Miami	W	38-0
2002	1	—	Philadelphia	W	44-21
2003	2	—	Miami	W	52-14
2005	7	—	Philadelphia	W	34-3

Miami: Miami leads, 8-0

Philadelphia: Miami leads, 5-1

TENNESSEE

TENNESSEE LEADS, 2-1

YEAR	UM	OPP	SITE	W/L	SCORE
1986	2	8	New Orleans	L	7-35
2002	2	—	Knoxville, Tenn.	W	26-3
2003	6	18	Miami	L	6-10

Miami: Tennessee leads, 1-0

Knoxville: Miami leads, 1-0

Neutral Site: Tennessee leads, 1-0

TEXAS

TIED, 2-2

YEAR	UM	OPP	SITE	W/L	SCORE
1972	—	14	Austin, Texas	L	10-23
1973	—	6	Miami	W	20-15
1981	14	4	Austin, Texas	L	7-14
1991	4	3	Dallas	W	46-3

Miami: Miami leads, 1-0

Austin: Texas leads, 2-0

Neutral Site: Miami leads, 1-0

TEXAS A&M

MIAMI LEADS, 2-1

YEAR	UM	OPP	SITE	W/L	SCORE
1944	—	—	Miami	L	14-70
2007	—	16	Miami	W	34-17
2008	—	—	College Station, Texas	W	41-23

Miami: Tied, 1-1

College Station: Miami leads, 1-0

TCU

MIAMI LEADS, 6-3

YEAR	UM	OPP	SITE	W/L	SCORE
1946	—	—	Miami	W	20-12
1947	—	—	Miami	L	6-19
1955	—	18	Miami	L	19-21
1956	19	10	Fort Worth, Texas	W	14-0
1962	—	—	Miami	W	21-20
1969	—	—	Miami	W	14-9
1976	—	—	Miami	W	49-0
1977	—	—	Fort Worth, Texas	L	17-21
1992	1	—	Miami	W	45-10

Miami: Miami leads, 5-2

Fort Worth: Tied, 1-1



SERIES RESULTS

TEXAS TECH

MIAMI LEADS, 4-1

YEAR	UM	OPP	SITE	W/L	SCORE
1939	—	—	Miami	W	19-0
1940	—	—	Lubbock, Texas	L	14-61
1941	—	—	Miami	W	6-0
1986	2	—	Miami	W	61-11
1990	8	—	Lubbock, Texas	W	45-10

Miami: Miami leads, 3-0

Lubbock: Tied, 1-1

TOLEDO

MIAMI LEADS, 3-0

YEAR	UM	OPP	SITE	W/L	SCORE
1987	3	—	Miami	W	24-14
2017	14	—	Miami Gardens, Fla.	W	52-30
2018	20	—	Toledo, Ohio	W	49-24

Miami: Miami leads, 2-0

Toledo: Miami leads, 1-0

TROY

MIAMI LEADS, 1-0

YEAR	UM	OPP	SITE	W/L	SCORE
2001	1	—	Miami	W	38-7

Miami: Miami leads, 1-0

TULANE

MIAMI LEADS, 6-5-1

YEAR	UM	OPP	SITE	W/L	SCORE
1951	—	—	New Orleans	L	7-21
1959	—	—	Miami	W	26-7
1960	—	—	New Orleans	W	6-0
1963	—	—	New Orleans	W	10-0
1964	—	—	Miami	W	21-0
1965	—	—	New Orleans	L	16-24
1966	—	—	New Orleans	T	10-10
1967	—	—	Miami	W	34-14
1970	—	—	New Orleans	L	16-31
1972	—	—	Miami	W	24-21
1977	—	—	Miami (HC)	L	10-13
1978	—	—	New Orleans	L	16-20

Miami: Miami leads, 4-1

New Orleans: Tulane leads, 4-2-1

TULSA

MIAMI LEADS, 3-1

YEAR	UM	OPP	SITE	W/L	SCORE
1944	—	—	Miami	L	2-48
1986	1	—	Miami	W	23-10
1988	3	—	Miami	W	34-3
1991	2	—	Tulsa, Okla.	W	34-10

Miami: Miami leads, 2-1

Tulsa: Miami leads, 1-0

UCF

MIAMI LEADS, 2-0

YEAR	UM	OPP	SITE	W/L	SCORE
2008	—	—	Miami	W	20-14
2009	9	—	Orlando, Fla.	W	27-7

Miami: Miami leads, 2-0

UCLA

UCLA LEADS, 2-1

YEAR	UM	OPP	SITE	W/L	SCORE
1985	13	14	Tempe, Ariz.	L	37-39
1995	12	—	Los Angeles	L	8-31
1998	—	3	Miami	W	49-45

Miami: Miami leads, 1-0

Los Angeles: UCLA leads, 1-0

Neutral Site: UCLA leads, 1-0

UNLV

MIAMI LEADS, 1-0

YEAR	UM	OPP	SITE	W/L	SCORE
1972	—	—	Miami (HC)	W	51-7

Miami: Miami leads, 1-0

USC

TIED, 1-1

YEAR	UM	OPP	SITE	W/L	SCORE
1966	—	5	Miami	W	10-7
1968	13	2	Los Angeles	L	3-28

Miami: Miami leads, 1-0

Los Angeles: USC leads, 1-0

SERIES RESULTS

USF

MIAMI LEADS, 5-1

YEAR	UM	OPP	SITE	W/L	SCORE
2005	9	—	Miami	W	27-7
2009	19	—	Tampa, Fla.	W	31-10
2010	—	—	Miami (OT)	L	20-23
2011	—	—	Tampa, Fla.	W	6-3
2012	—	—	Miami Gardens	W	40-9
2013	15	—	Tampa, Fla.	W	49-21

Miami: Miami leads, 2-1

Tampa: Miami leads, 3-0

UTAH STATE

MIAMI LEADS, 1-0

YEAR	UM	OPP	SITE	W/L	SCORE
1978	—	—	Miami	W	17-16

Miami: Miami leads, 1-0

VANDERBILT

TIED, 4-4

YEAR	UM	OPP	SITE	W/L	SCORE
1947	—	—	Miami	L	7-33
1948	—	12	Miami	L	6-33
1952	—	—	Miami (HC)	L	0-9
1958	—	—	Miami	L	15-28
1964	—	—	Miami (HC)	W	35-17
1965	—	—	Nashville, Tenn.	W	28-14
1980	—	—	Nashville, Tenn.	W	24-17
1981	17	—	Miami	W	48-16

Miami: Vanderbilt leads, 4-2

Nashville: Miami leads, 2-0

VILLANOVA

MIAMI LEADS, 3-1-1

YEAR	UM	OPP	SITE	W/L	SCORE
1946	—	—	Villanova, Pa.	W	26-21
1947	—	—	Villanova, Pa.	T	7-7
1948	—	—	Miami	L	10-19
1950	—	—	Miami	W	18-12
1957	—	—	Miami	W	13-7

Miami: Miami leads, 2-1

Villanova: Miami leads, 1-0-1

VIRGINIA

MIAMI LEADS, 10-7

YEAR	UM	OPP	SITE	W/L	SCORE
1996	19	—	Orlando, Fla.	W	31-21
2004	18	12	Charlottesville, Va.	W	31-21
2005	10	—	Miami	W	25-17
2006	—	—	Charlottesville, Va.	L	7-17
2007	—	19	Miami	L	0-48
2008	—	—	Charlottesville, Va.	W	24-17
2009	16	—	Miami Gardens, Fla.	W	52-17
2010	22	—	Charlottesville, Va.	L	19-24
2011	—	—	Miami Gardens, Fla.	L	21-28
2012	—	—	Charlottesville, Va.	L	40-41
2013	—	—	Miami Gardens, Fla.	W	45-26
2014	—	—	Charlottesville, Va.	L	13-30
2015	—	—	Miami Gardens, Fla.	W	27-21
2016	—	—	Charlottesville, Va.	W	34-14
2017	2	—	Miami Gardens, Fla.	W	44-28
2018	15	—	Charlottesville, Va.	L	13-16
2019	—	19	Miami Gardens, Fla.	W	17-9

Miami: Miami leads, 6-2

Charlottesville: Virginia leads, 5-3

Neutral Site: Miami leads, 1-0

VMI

MIAMI LEADS, 2-0

YEAR	UM	OPP	SITE	W/L	SCORE
1941	—	—	Miami	W	10-7
1952	—	—	Miami	W	45-0

Miami: Miami leads, 2-0

VIRGINIA TECH

MIAMI LEADS, 22-15

YEAR	UM	OPP	SITE	W/L	SCORE
1953	—	—	Miami	W	26-0
1966	9	—	Memphis, Tenn.	W	14-7
1967	—	—	Blacksburg, Va.	W	14-7
1968	12	—	Miami	W	13-8
1974	—	—	Miami	W	14-7
1980	20	—	Atlanta	W	20-10
1981	12	—	Miami	W	21-14
1982	15	—	Blacksburg, Va.	W	14-8
1987	3	—	Miami (HC)	W	27-13
1992	1	—	Blacksburg, Va.	W	43-23
1993	3	—	Miami	W	21-2
1994	6	13	Miami	W	24-3
1995	17	—	Blacksburg, Va.	L	7-13
1996	18	21	Miami (HC)	L	7-21
1997	—	20	Blacksburg, Va.	L	25-27
1998	—	—	Miami (OT)	L	20-27
1999	19	2	Blacksburg, Va.	L	10-43
2000	3	2	Miami (HC)	W	41-21
2001	1	14	Blacksburg, Va.	W	26-24
2002	1	17	Miami	W	56-45
2003	2	10	Blacksburg, Va.	L	7-31
2004	9	11	Miami	L	10-16



SERIES RESULTS

YEAR	UM	OPP	SITE	W/L	SCORE
2005	5	3	Blacksburg, Va.	W	27-7
2006	—	24	Miami (HC)	L	10-24
2007	—	10	Miami	L	14-44
2008	—	—	Miami Gardens	W	16-14
2009	9	11	Blacksburg, Va.	L	7-31
2010	24	14	Miami Gardens	L	17-31
2011	—	21	Blacksburg, Va.	L	35-38
2012	—	—	Miami Gardens	W	30-12
2013	11	—	Miami Gardens	L	24-42
2014	—	—	Blacksburg, Va.	W	30-6
2015	—	—	Miami Gardens	W	30-20
2016	—	—	Blacksburg, Va.	L	16-37
2017	6	13	Miami Gardens	W	28-10
2018	—	—	Blacksburg, Va.	W	38-14
2019	—	—	Miami Gardens, Fla.	L	35-42

Miami: Miami leads, 13-7

Blacksburg: Virginia Tech leads, 8-7

Neutral Site: Miami leads, 2-0

WAKE FOREST

MIAMI LEADS, 8-3

YEAR	UM	OPP	SITE	W/L	SCORE
1928	—	—	Miami	L	6-13
1935	—	—	Miami	W	3-0
1939	—	—	Miami	L	0-33
1944	—	18	Miami	L	0-27
1969	—	—	Miami	W	49-7
1971	—	—	Winston-Salem, N.C.	W	29-10
2004	12	—	Miami	W	52-7
2005	3	—	Winston-Salem, N.C.	W	47-17
2008	—	—	Miami Gardens	W	16-10
2009	18	—	Winston-Salem, N.C.	W	28-27
2013	7	—	Miami Gardens	W	24-21

Miami: Miami leads, 5-3

Winston-Salem: Miami leads, 3-0

WASHINGTON

WASHINGTON LEADS, 2-1

YEAR	UM	OPP	SITE	W/L	SCORE
1994	6	17	Miami	L	20-38
2000	4	15	Seattle	L	29-34
2001	1	12	Miami	W	65-7

Miami: Tied, 1-1

Seattle: Washington leads, 1-0

WASHINGTON STATE

WSU LEADS, 1-0

YEAR	UM	OPP	SITE	W/L	SCORE
2015	—	—	El Paso, Texas	L	14-20

Neutral Site: WSU leads, 1-0

WESTERN KENTUCKY

WKU LEADS, 2-0

YEAR	UM	OPP	SITE	W/L	SCORE
1930	—	—	Miami	L	0-19
1931	—	—	Bowling Green, Ky.	L	0-20

Miami: WKU leads, 1-0

Bowling Green: WKU leads, 1-0

WEST VIRGINIA

MIAMI LEADS, 17-3

YEAR	UM	OPP	SITE	W/L	SCORE
1942	—	—	Miami	W	21-13
1956	6	—	Miami	W	18-0
1973	—	—	Miami (HC)	L	14-20
1974	—	—	Morgantown, W.Va.	W	21-20
1983	7	12	Miami (HC)	W	20-3
1986	1	—	Morgantown, W.Va.	W	58-14
1991	3	—	Miami	W	27-3
1992	1	—	Miami	W	35-23
1993	4	9	Morgantown, W.Va.	L	14-17
1994	7	—	Morgantown, W.Va.	W	38-6
1995	25	—	Miami	W	17-12
1996	25	12	Morgantown, W.Va.	W	10-7
1997	—	—	Miami	L	17-28
1998	—	13	Morgantown, W.Va.	W	34-31
1999	23	—	Miami	W	28-20
2000	12	—	Morgantown, W.Va.	W	47-10
2001	1	—	Miami	W	45-3
2002	1	—	Morgantown, W.Va.	W	40-23
2003	2	—	Miami	W	22-20
2016	—	12	Orlando, Fla.	W	31-14

Miami: Miami leads, 9-2

Morgantown: Miami leads, 7-1

Neutral Site: Miami leads, 1-0

WILLIAM & MARY

MIAMI LEADS, 3-0

YEAR	UM	OPP	SITE	W/L	SCORE
1932	—	—	Miami	W	6-2
1946	—	—	Miami	W	13-3
1970	—	—	Miami	W	36-14

Miami: Miami leads, 3-0



SERIES RESULTS

WISCONSIN

WISCONSIN LEADS, 4-2

YEAR	UM	OPP	SITE	W/L	SCORE
1958	15	14	Miami	L	0-20
1988	1	—	Miami	W	23-3
1989	3	—	Madison, Wis.	W	51-3
2009	15	25	Orlando, Fla.	L	14-20
2017	10	6	Miami Gardens, Fla.	L	24-34
2018	—	—	New York N.Y.	L	3-35

Miami: Wisconsin leads, 2-1

Madison: Miami leads, 1-0

Neutral: Wisconsin leads, 2-0

WOFFORD

MIAMI LEADS, 1-0

YEAR	UM	OPP	SITE	W/L	SCORE
1934	—	—	Miami	W	42-14

Miami: Miami leads, 1-0



1983 NATIONAL CHAMPIONS

THE MIRACLE IN MIAMI

Less than a decade removed from a period of uncertainty in which there was open talk of dropping the football program, the University of Miami Hurricanes stunned the college football world by defeating the top-ranked Nebraska Cornhuskers, 31-30, in the 1984 Orange Bowl Classic on Jan. 1, 1984.

The victory was monumental — for UM football and for college football in general. It was monumental not only because the Cornhuskers were widely considered to be among the most powerful teams in college football history, but it also heralded the dawn of a new dynasty in the sport from a program that had been all but dead just a few short years earlier. That victory — combined with losses by second-ranked Texas in the Cotton Bowl and Illinois in the Rose Bowl — vaulted the Hurricanes into the top spot in the final national rankings.

This was the first national title team without a single player making an All-America first team voted by AP, UPI, the Football Writers Association or the College Football Coaches Association.

One of the keys was a melting pot offensive line — a Canadian (center Ian Sinclair), a Cuban-American (guard Juan Comendero), an African-American (guard Alvin Ward), an Italian-American (tackle Paul Bertucci) and an Irish-American (tackle Dave Heffernan).

Miami was only the second national title team to gain more passing yards than rushing yards.

"It's a tribute to a lot of gutsy players and a real team effort," head coach Howard Schnellenberger said. "We've got a lot of overachievers on our team — or else there has been a poor job of selection done by the All-American selectors."

1983 RESULTS

11-1

ORANGE BOWL CHAMPIONS

DATE	UM	OPP	OPPONENT	W/L	SCORE	ATT
Sept. 3	—	—	at Florida	L	3-28	73,907
Sept. 10	—	—	at Houston	W	29-7	20,000
Sept. 17	—	—	Purdue	W	35-0	37,150
Sept. 24	—	13	Notre Dame	W	20-0	52,480
Oct. 1	15	—	at Duke	W	56-17	28,750
Oct. 8	12	—	Louisville	W	42-14	30,073
Oct. 15	10	—	at Mississippi State	W	31-7	29,456
Oct. 22	8	—	at Cincinnati	W	17-7	14,163
Oct. 29	7	12	West Virginia (HC)	W	20-3	63,881
Nov. 5	5	—	East Carolina	W	12-7	39,225
Nov. 12	6	—	at Florida State	W	17-16	57,333
Orange Bowl (Miami, Fla.)						
Jan. 1	5	1	Nebraska	W	31-30	72,596
Total points/Attendance					313-136	519,814

STARTING LINEUP

OFFENSE

WR	Eddie Brown
OT	Paul Bertucci
OG	Juan Comendero
C	Ian Sinclair
OG	Alvin Ward
OT	Dave Heffernan
TE	Glenn Dennison
QB	Bernie Kosar
FB	Albert Bentley
HB	Keith Griffin
LB	Stanley Shakespeare

DEFENSE

DE	Danny Brown
RT	Kevin Fagan
MG	Tony Fitzpatrick
LT	Fred Robinson
DE	Julio Cortes
LB	Jay Brophy
LB	Ken Sisk
SC	Rodney Bellinger
QC	Reggie Sutton
R	Kenny Calhoun
FS	Eddie Williams

SPECIALISTS

PK	Jeff Davis
P	Rick Tuten
LS	Bruce Fleming
H	Rick Tuten
PR	Eddie Brown
KR	Reggie Sutton

COACHING STAFF

HEAD COACH

Howard Schnellenberger

ASSISTANT COACHES

Hubbard Alexander, tight ends
Harold Allen, defensive line
Mike Archer, defensive backs
Joe Brodsky, running backs
Tom Olivadotti,
defensive coordinator/linebackers
Mike Rodriguez, offensive line
Gary Stevens,
offensive coordinator/receivers
Marc Trestman, quarterbacks
Bill Trout, defensive ends
Christ Vagotis, offensive line
Art Kehoe, graduate assistant

1983 STATISTICAL LEADERS

RUSHING

	ATT	YARDS	AVG	TD	LP
Bentley	144	722	5.0	5	60
Griffin	101	447	4.4	0	20

PASSING

	ATT	COMP	PCT	YARDS	TD	INT	LP
Kosar	327	201	61.5	2329	15	13	73

RECEIVING

	NO	YARDS	AVG	TD	LP
Dennison	54	594	11.0	3	25

INTERCEPTIONS

	NO	YARDS	AVG	TD	LP
Calhoun	3	92	30.7	1	92

PUNTING

	NO	YARDS	AVG	I20	LG
Tuten	50	2008	41.2	14	52

PUNT RETURNS


	NO	YARDS	AVG	TD	LP
Brown	31	143	4.6	0	26

KICKOFF RETURNS

	NO	YARDS	AVG	TD	LP
Sutton	14	331	23.6	0	40

FIELD GOALS

	<20	20-29	30-39	40-49	50+ TOTAL
Davis	1-1	3-3	6-6	1-7	0-3 11-20



1987 NATIONAL CHAMPIONS

DOMINANCE FROM START TO FINISH

The Hurricanes were supposed to be rebuilding. Reloading was more accurate. This Miami team was supposed to be the lull before the storm of 1988 and 1989. After all, the Hurricanes had lost five starters on offense from a team that had come within a whisper of a national title in 1985 and a 1986 squad that was considered among the best ever, only to lose its title shot in the Fiesta Bowl.

But this team was more offensively balanced than the previous season's juggernaut and, with nine starters returning to an underrated defense, the Hurricanes were a more well-rounded team altogether. Ranked 10th in the preseason Associated Press rankings, this team quickly showed it would be better than advertised.

Miami ripped rival Florida in the season opener, then embarrassed Arkansas on the Razorbacks' home field. The season's third game was a classic. Being dominated by fourth-ranked Florida State, 19-3, late in the third quarter, Miami launched one of its greatest comebacks. The Hurricanes scored three lightning-quick touchdowns: a 49-yard bomb from Steve Walsh to Melvin Bratton, a 26-yarder from Walsh to Michael Irvin (plus a two-point conversion to tie it at 19), then a 73-yard strike from Walsh to Irvin for the lead with 2:22 remaining. Miami would have to stop an FSU two-pointer to hold for a 26-25 victory.

There seemed to be no stopping these Hurricanes after that. Miami rolled through the remainder of the regular season, blanking 10th-ranked Notre Dame (24-0) and surviving a scare from eighth-ranked South Carolina (20-16) to set up a matchup with top-ranked Oklahoma in the Orange Bowl Classic on New Year's Day.

The Hurricanes bottled up OU's wishbone attack, holding the Sooners to just 179 yards on the ground (OU came in averaging 428.8). Elation for Miami was frustration for OU — the Sooners'

only three losses over the last three seasons had come to the Hurricanes.

"We played our way to this championship. We have the best record versus anybody in the country... We beat Oklahoma three in a row, Florida State and Notre Dame three in a row, Florida a couple... What is sweetest is that we did it as a team. We lost starters and had other guys come in and played magnificently."
- Jimmy Johnson, head coach

1987 RESULTS

12-0

ORANGE BOWL CHAMPIONS

DATE	UM	OPP	OPPONENT	W/L	SCORE	ATT
Sept. 5	10	20	Florida	W	31-4	77,224
Sept. 26	5	10	at Arkansas	W	51-7	55,310
Oct. 3	3	4	at Florida State	W	26-25	62,561
Oct. 10	3	—	Maryland	W	46-16	43,020
Oct. 24	3	—	at Cincinnati	W	48-10	20,011
Oct. 31	3	—	at East Carolina	W	41-3	31,791
Nov. 7	3	—	Miami, Ohio	W	54-3	40,128
Nov. 14	3	—	Virginia Tech (HC)	W	27-13	40,105
Nov. 21	3	—	Toledo	W	24-14	37,010
Nov. 28	2	10	Notre Dame	W	24-0	76,640
Dec. 5	2	8	South Carolina	W	20-16	63,317
Orange Bowl (Miami, Fla.)						
Jan. 1	2	1	Oklahoma	W	20-14	74,760
Total points/Attendance					412-125	622,877

STARTING LINEUP

OFFENSE

SE	Brian Blades
LT	Matt Patchan
LG	Mike Sullivan
C	Bobby Garcia
RG	Scott Provin
RT	John O'Neill
TE	Charles Henry
FL	Michael Irvin
QB	Steve Walsh
FB	Melvin Bratton
HB	Warren Williams

DEFENSE

RE	Bill Hawkins
RT	Greg Mark
LT	Derwin Jones
LE	Daniel Stubbs
WLB	Rod Carter
MLB	George Mira Jr.
SLB	Randy Shannon
RCB	Tolbert Bain
FS	Bennie Blades
SS	Selwyn Brown
LCB	Bubba McDowell

SPECIALISTS

PK	Greg Cox
P	Jeff Feagles
DS	Willis Peguese
H	Jeff Feagles
PR	Cleveland Gary
KR	Randal Hill, Alex Johnson

COACHING STAFF

HEAD COACH

Jimmy Johnson

ASSISTANT COACHES

Hubbard Alexander, receivers
Joe Brodsky, running backs
Dave Campo, defensive backs
Butch Davis, defensive line
Art Kehoe, offensive line
Don Solding, tight ends
Gary Stevens, asst. head coach/offensive coordinator/quarterbacks
Dave Wannstedt, defensive coordinator/linebackers
Tony Wise, offensive line
Steve Hoffman, graduate assistant
Bill Johnson, graduate assistant
Ron Meeks, graduate assistant
Tommy Tuberville, graduate assistant
Dan Werner, graduate assistant

1987 STATISTICAL LEADERS

RUSHING

	ATT	YARDS	AVG	TD	LP
Williams	135	673	5.0	5	49

PASSING

	ATT	COMP	PCT	YARDS	TD	INT	LP
Walsh	298	176	59.1	2249	19	7	73

RECEIVING

	NO	YARDS	AVG	TD	LP
Irvin	44	715	16.3	6	73

INTERCEPTIONS

	NO	YARDS	AVG	TD	LP
Bennie Blades	5	61	12.2	0	26

PUNTING

	NO	YARDS	AVG	I20	LG
Feagles	34	1319	38.8		66

PUNT RETURNS

	NO	YARDS	AVG	TD	LP
Perriman	15	97	6.5	0	13

KICKOFF RETURNS

	NO	YARDS	AVG	TD	LP
Hill	19	497	26.2	0	60

FIELD GOALS

	<20	20-20	30-39	40-49	50+	TOTAL
Cox	0-0	6-6	3-5	7-10	1-1	17-22





1989 NATIONAL CHAMPIONS

TWO ERICKSONS AND A TENACIOUS 'D'

By the time head coach Dennis Erickson arrived in Coral Gables to take over the UM football program prior to the 1989 season, Miami football had established itself as the "Team of the '80s". With a new coaching staff in place, Miami switched to a one-back offense, but the Hurricanes remained in their trademark 4-3 defense and had the talent on both sides of the ball to maintain their level of excellence. Twelve starters returned, but the loss of quarterback Steve Walsh, running back Cleveland Gary, linebacker Randy Shannon and cornerback Bubba McDowell would be felt. Nonetheless, the Hurricanes reloaded and ran off six victories to start the season.

Quarterback Craig Erickson was lost for three games in the middle of the season — including a 24-10 loss at Florida State — before returning and leading the Hurricanes on an impressive stretch run.

Miami's defense didn't allow a touchdown for one 10-quarter stretch during the regular season, held six opponents without a touchdown and allowed just 9.3 points per game. Miami rebounded from the FSU loss to whip their remaining opponents by an average margin of 18 points, including a 27-10 trouncing of defending national champion and top-ranked Notre Dame (27-10), ending the Irish's 23-game win streak (the seventh season in a row in which UM had defeated a No. 1-ranked team). That victory clinched a Sugar Bowl berth against seventh-ranked Alabama. Miami dispatched Alabama

by a deceptively close 33-25 score in New Orleans and moved into the top spot of the rankings when Notre Dame knocked off top-ranked Colorado in the Orange Bowl, giving the Hurricanes their third national title in seven seasons.

1989 RESULTS

11-1

SUGAR BOWL CHAMPIONS

DATE	UM	OPP	OPPONENT	W/L	SCORE	ATT
Sept. 9	3	—	at Wisconsin	W	51-3	38,646
Sept. 16	3	—	California	W	31-3	56,931
Sept. 23	2	—	at Missouri	W	38-7	43,293
Sept. 30	2	—	at Michigan State	W	26-20	76,217
Oct. 7	2	—	Cincinnati	W	56-0	48,597
Oct. 14	2	—	San Jose State	W	48-16	45,122
Oct. 28	2	9	at Florida State	L	10-24	62,602
Nov. 4	7	—	East Carolina	W	40-10	35,159
Nov. 11	7	14	at Pittsburgh	W	24-3	52,528
Nov. 18	7	—	San Diego State (HC)W		42-6	
42,362						
Nov. 25	7	1	Notre Dame	W	27-10	81,634
Sugar Bowl (New Orleans, La.)						
Jan. 1	2	7	Alabama	W	33-25	77,425
Total points/Attendance					432-127	660,516

1989 STATISTICAL LEADERS

RUSHING

	ATT	YARDS	AVG	TD	LP
L. Conley	134	529	3.9	4	30

PASSING

	ATT	COMP	PCT	YARDS	TD	INT	LP
C. Erickson	273	147	53.8	2007	16	13	55

RECEIVING

	NO	YARDS	AVG	TD	LP
D. Dawkins	54	833	15.4	7	55

INTERCEPTIONS

	NO	YARDS	AVG	TD	LP
R. Smith	6	28	4.7	0	22

PUNTING

	NO	YARDS	AVG	I20	LG
Kalal	48	1809	37.7	16	56

PUNT RETURNS

	NO	YARDS	AVG	TD	LP
Carroll	32	381	11.9	0	36

KICKOFF RETURNS

	NO	YARDS	AVG	TD	LP
Hill	12	237	19.8	0	32

FIELD GOALS

	<20	20-29	30-39	40-49	50+	TOTAL
Huerta	0-0	6-6	5-7	6-6	1-3	18-22



STARTING LINEUP

OFFENSE

SE	Randal Hill
OT	Mike Sullivan
OG	Rod Holder
C	Bobby Garcia
OG	Darren Handy
OT	Leon Searcy
TE	Rob Chudzinski
FL	Dale Dawkins
WB	Wesley Carroll
QB	Craig Erickson
FB	Leonard Conley

DEFENSE

RE	Greg Mark
RT	Cortez Kennedy
LT	Russell Maryland
LE	Willis Peguese
WLB	Maurice Crum
MLB	Bernard Clark
SLB	Richard Newbill
RCB	Ryan McNeil
FS	Charles Pharms
SS	Hurtie Brown
LCB	Kenny Berry

SPECIALISTS

PK	Carlos Huerta
P	Tim Kalal
DS	Mike Azer
H	Tim Kalal
PR	Wesley Carroll
KR	Alex Johnson, Randal Hill

COACHING STAFF

HEAD COACH

Dennis Erickson

ASSISTANT COACHES

Gregg Smith, assistant head coach/OL
 Bob Bratkowski, offensive coordinator/WRs
 Sonny Lubick, defensive coordinator/DBs
 Dave Arnold, tight ends/special teams
 Bob Karmelowicz, defensive line
 Art Kehoe, offensive line
 Ed Orgeron, defensive line
 Tommy Tuberville, linebackers
 Alex Wood, running backs
 Carmen Grosso, graduate assistant
 Ronnie Lee, graduate assistant
 Scott Runyan, graduate assistant
 Pete Savage, graduate assistant
 Dan Werner, volunteer assistant

1991 NATIONAL CHAMPIONS

GINO, THE RUTHLESS POSSE AND WIDE RIGHT I

A combustible offense, a rock-solid defense and the nation's best special teams — by 1991 all these traits had become synonymous with Miami football and this team represented the zenith of its era. Quarterback Gino Torretta, a group of skill players nicknamed "The Ruthless Posse," and a linebacker corps that ranks among the greatest ever assembled, led these Hurricanes.

Miami started the season by ripping Arkansas on the road and dominating a Houston offense that had terrorized opponents for four seasons up to that game. Their first stiff challenge came against Penn State on Oct. 12 and the Hurricanes, behind staunch defense and big plays by Horace Copeland (80-yard scoring catch) and Kevin Williams (91-yard punt return for a TD) held off the Nittany Lions.

Two challenges in November punctuated the season. First was the annual grudge match in Tallahassee, Fla., against Florida State. In what became known as "Wide Right I" the Hurricanes erased a 16-7 deficit in the final period on a 45-yard field goal by Carlos Huerta and a one-yard run by Larry Jones with 3:01 left to take a 17-16 lead. FSU marched down for a potential game-winning field goal in the closing seconds, but Gerry Thomas' 34-yard attempt was wide right.

Miami escaped another close call a week later, slipping by Boston College on the road. The Hurricanes defense held off a late BC drive in the final seconds to preserve the 19-14 victory. A blowout of San Diego State clinched an Orange Bowl berth.

With their fourth national title in their sights, the Hurricanes stymied the Huskers' offense as few had, limiting the Nebraska ground game to just 82 rushing yards and throwing a shutout of the Big Eight Conference champions.

The victory gave Miami the national title in the Associated Press rankings. The Hurricanes shared overall national honors with Rose Bowl champ Washington, which nudged ahead in the coaches' poll.

"To win one national championship is amazing. For guys to win their second in three years, that hasn't been accomplished by many. That's what makes this championship special. And it came in a situation where we had not been picked to be that good. Some people said we'd be No. 3 in the state of Florida."
— Dennis Erickson, Miami head coach

1991 RESULTS

12-0

ORANGE BOWL CHAMPIONS

DATE	UM	OPP	OPPONENT	W/L	SCORE	ATT
Aug. 31	3	—	at Arkansas	W	31-3	46,308
Sept. 12	2	10	Houston	W	40-10	71,842
Sept. 28	2	—	at Tulsa	W	34-10	35,689
Oct. 5	2	—	Oklahoma State	W	40-3	42,751
Oct. 12	2	9	Penn State	W	26-20	75,723
Oct. 19	2	—	Long Beach State	W	55-0	40,498
Oct. 26	2	—	at Arizona	W	36-9	53,349
Nov. 9	3	—	West Virginia* (HC)	W	27-3	60,250
Nov. 16	2	1	at Florida State	W	17-16	63,442
Nov. 23	1	—	at Boston College*	W	19-14	32,071
Nov. 30	1	—	San Diego State	W	39-12	56,721

Orange Bowl (Miami, Fla.)

Jan. 1	1	11	Nebraska	W	22-0	77,747
Total points/Attendance					386-100	656,391

STARTING LINEUP

OFFENSE

SE	Horace Copeland
TE	Coleman Bell/Joe Moore
WT	Leon Searcy
WG	Rudy Barber
C	Kelvin Harris
SG	Claude Jones
ST	Mario Cristobal
FL	Lamar Thomas
QB	Gino Torretta
FB	Stephen McGuire
TB	Darryl Spencer

DEFENSE

RE	Rusty Medearis
RT	Eric Miller
LT	Anthony Hamlet
LE	Kevin Patrick
WLB	Jessie Armstead
MLB	Micheal Barrow
SLB	Darrin Smith
RCB	Herbert James
FS	Darryl Williams
SS	Hurlie Brown
LCB	Ryan McNeil

SPECIALISTS

PK	Carlos Huerta
P	Paul Snyder
DS	Tom Patterson
H	Joe Moore
PR	Kevin Williams
KR	Kevin Williams, Darryl Spencer

COACHING STAFF

HEAD COACH

Dennis Erickson

ASSISTANT COACHES

Gregg Smith, assistant head coach/OL
 Bob Bratkowski, offensive coordinator/WRs
 Sonny Lubick, defensive coordinator/DBs
 Dave Arnold, tight ends/special teams
 Bob Karmelawicz, defensive line
 Art Kehoe, offensive line
 Ed Orgeron, defensive line
 Tommy Tuberville, linebackers
 Alex Wood, running backs
 Carmen Grosso, volunteer assistant
 Scott Auker, graduate assistant
 Eddie Gran, graduate assistant
 Jim Michalczik, graduate assistant
 Randy Shannon, graduate assistant

1991 STATISTICAL LEADERS

RUSHING

	ATT	YARDS	AVG	TD	LP
S. McGuire	123	608	4.9	9	34

PASSING

	ATT	COMP	PCT	YARDS	TD	INT	LP
G. Torretta	371	205	55.3	3095	20	8	99

RECEIVING

	NO	YARDS	AVG	TD	LP
L. Thomas	39	623	16.0	6	71

INTERCEPTIONS

	NO	YARDS	AVG	TD	LP
R. McNeil	5	73	14.6	0	50

PUNTING

	NO	YARDS	AVG	I20	LG
P. Snyder	36	1381	38.4	7	50

PUNT RETURNS


	NO	YARDS	AVG	TD	LP
K. Williams	36	560	15.6	3	91

KICKOFF RETURNS

	NO	YARDS	AVG	TD	LP
K. Williams	10	185	18.5	0	42

FIELD GOALS

	<20	20-29	30-39	40-49	50+	TOTAL
Huerta	0-0	10-10	3-3	4-6	0-2	17-21





2001 NATIONAL CHAMPIONS

CHARACTER, CLASS, POISE = CHAMPIONSHIP

The Hurricanes' fifth national championship may have been the program's most rewarding. A veteran senior class that had endured the shame of a losing season in 1997 and had rebuilt the program — inside and out — led this team. Miami returned to the top in 2001 by showing character, class and poise.

How good was this team? Many argue it may have been the greatest college football team ever assembled. This team beat opponents by the largest average margin in UM history (33.2 points per game), produced the biggest two-game whippings of any pair of ranked teams in history by defeating Syracuse and Washington by a combined 124-7, set a new UM record for scoring and featured a defense that scored eight touchdowns and led the nation in pass defense, scoring defense and turnover margin.

Throw in a kicking game that featured one of the nation's finest punters and a placekicker who led the nation in field goals and it is hard to argue against the 2001 edition. An astounding seven Hurricanes were named to at least one All-America team's first unit. Six players were finalists for national awards, led by Outland Trophy winner Bryant McKinnie at offensive tackle and Maxwell Award winning quarterback Ken Dorsey.

The 2001 Hurricanes started with a stunning rout of Penn State on the road before the largest crowd (109,313) ever to see a Miami game. They ended Florida State's 54-game unbeaten streak in Tallahassee, Fla., with a resounding 49-27 whipping.

The stars were numerous. On offense: quarterback Ken Dorsey, tailback Clinton Portis (1,200 yards rushing), tight end Jeremy Shockey, an offensive line that allowed an incredibly

low two sacks by the starting unit, a receivers corps led by Andre Johnson, a defensive line in which nine players could play without losing a step led by William Joseph, a linebacker corps that developed into a force and a secondary that was the nation's best, led by safety Edward Reed and cornerbacks Mike Rumph and Phillip Buchanan.

The power of this team was evident for all to see in its Rose Bowl rout of Nebraska for the national title. Miami roared to a 34-0 halftime lead, erasing any doubts about what team was college football's best in 2001.

2001 RESULTS

12-0

ROSE BOWL CHAMPIONS

DATE	UM	OPP	OPPONENT	W/L	SCORE	ATT
Sept. 1	2	—	at Penn State	W	33-7	109,313
Sept. 8	1	—	Rutgers*	W	61-0	39,804
Sept. 27	1	—	at Pittsburgh*	W	43-21	57,224
Oct. 6	1	—	Troy	W	38-7	36,617
Oct. 13	2	14	at Florida State	W	49-27	82,836
Oct. 25	1	—	West Virginia*	W	45-3	44,411
Nov. 3	1	—	Temple* (HC)	W	38-0	31,128
Nov. 10	1	—	at Boston College*	W	18-7	44,500
Nov. 17	1	14	Syracuse*	W	59-0	52,896
Nov. 24	1	12	Washington	W	65-7	78,114
Dec. 1	1	14	at Virginia Tech*	W	26-24	53,662
Rose Bowl (Pasadena, Calif.)						
Jan. 3	1	4	vs. Nebraska	W	37-14	93,781
Total points/Attendance					512-117	630,595

2001 STATISTICAL LEADERS

RUSHING

	ATT	YARDS	AVG	TD	LP
C. Portis	220	1200	5.5	10	45

PASSING

	ATT	COMP	PCT	YARDS	TD	INT	LP
K. Dorsey	319	184	57.9	2652	23	9	64

RECEIVING

	NO	YARDS	AVG	TD	LP
J. Shockey	40	519	13.0	7	56

INTERCEPTIONS

	NO	YARDS	AVG	TD	LP
E. Reed	9	206	22.9	2	80

PUNTING

	NO	YARDS	AVG	I20	LG
F. Capshaw	36	1508	41.8	15	59

PUNT RETURNS

	NO	YARDS	AVG	TD	LP
P. Buchanan	31	464	15.0	2	59

KICKOFF RETURNS

	NO	YARDS	AVG	TD	LP
A. Johnson	13	254	19.5	0	30

FIELD GOALS

	<20	20-20	30-39	40-49	50+	TOTAL
Sievers	0-0	5-6	9-11	7-8	0-1	21-26

STARTING LINEUP

OFFENSE

SE	Andre Johnson
TE	Jeremy Shockey
LT	Bryant McKinnie
LG	Shockey Haki-Rasouli/Ed Wilkins
C	Brett Romberg
RG	Martin Bibla
RT	Joaquin Gonzalez
FL	Kevin Beard
QB	Ken Dorsey
FB	Najeh Davenport
TB	Clinton Portis

DEFENSE

RE	Jerome McDougle
RT	Matt Walters
LT	William Joseph
LE	Andrew Williams/Jamaal Green
WLB	D.J. Williams
MLB	Jonathan Vilma
SLB	Chris Campbell
RCB	Mike Rumph
FS	James Lewis
SS	Edward Reed
LCB	Phillip Buchanan

SPECIALISTS

PK	Todd Sievers
P	Freddie Capshaw
DS	Chris Harvey/Joey Fantigrassi
H	Freddie Capshaw
PR	Phillip Buchanan
KR	Andre Johnson, Frank Gore

COACHING STAFF

HEAD COACH

Larry Coker

ASSISTANT COACHES

Rob Chudzinski, offensive coordinator/TEs
Randy Shannon, defensive coordinator
Vernon Hargreaves, linebackers
Curtis Johnson, receivers
Art Kehoe, offensive line
Greg Mark, defensive line
Don Soldinger, special teams coordinator/running backs
Mark Stoops, defensive backs
Dan Werner, quarterbacks
Frank Giufre, graduate assistant
Rod Holder, graduate assistant



ALL-TIME BOWL GAME HISTORY

MIAMI IN BOWL GAMES (20-22)

	BOWL	OPPONENT	W-L	SCORE	COACH	DATE	NOTES
1933	Palm Festival	Manhattan	W	7-0	Tom McCann	1/1/33	Cook's 3-yard TD run was lone score
1934	Palm Festival	Duquesne	L	7-33	Tom McCann	1/1/34	Duquesne scored 27 fourth-quarter points
1935	Orange	Bucknell	L	0-26	Irl Tubbs	1/1/35	Bucknell scored 19 second-half points
1946	Orange	Holy Cross	W	13-6	Jack Harding	1/1/46	Hudson 89-yard INT return capped upset of No. 16 HC
1951	Orange	Clemson	L	14-15	Andy Gustafson	1/1/51	Clemson safety in fourth quarter was go-ahead score
1952	Gator	Clemson	W	14-0	Andy Gustafson	12/52	Mallios scored both TDs in UM's win in 1951 rematch
1961	Liberty	Syracuse	L	14-15	Andy Gustafson	12/16/61	Up 14-0 at half, UM allowed 15 second-half points
1962	Gotham	Nebraska	L	34-35	Andy Gustafson	12/15/62	Lead changed hands six times before Nebraska won
1966	Liberty	Virginia Tech	W	14-7	Charlie Tate	12/10/66	Rallied from 7-0 halftime deficit for fourth bowl win
1967	Bluebonnet	Colorado	L	21-31	Charlie Tate	12/23/67	Colorado outscored Miami, 21-7, in second half
1981	Peach	Virginia Tech	W	20-10	Howard Schnellenberger	12/81	Jim Kelly (offense), Jim Burt (defense) named MOPs
1984	Orange	Nebraska	W	31-30	Howard Schnellenberger	12/84	Miami claimed first of five national championships
1985	Fiesta	UCLA	L	37-39	Jimmy Johnson	1/1/85	John Lee kicked GW 23-yard FG with 51 seconds left
1986	Sugar	Tennessee	L	7-35	Jimmy Johnson	1/1/86	After UM took 7-0 lead, UT scored final 35 points
1987	Fiesta	Penn State	L	10-14	Jimmy Johnson	12/87	Vinny Testaverde threw INT with 18 seconds to go
1988	Orange	Oklahoma	W	20-14	Jimmy Johnson	1/1/88	Miami collected second national championship
1989	Orange	Nebraska	W	23-3	Jimmy Johnson	12/89	Carlos Huerta booted three FGs in win
1990	Sugar	Alabama	W	33-25	Dennis Erickson	1/1/90	Miami's third national title — second in three years
1991	Cotton	Texas	W	46-3	Dennis Erickson	1/1/91	Canes' fourth consecutive bowl win
1992	Orange	Nebraska	W	22-0	Dennis Erickson	1/1/92	Miami claimed fourth national title in nine years
1993	Sugar	Alabama	L	13-34	Dennis Erickson	1/1/93	Loss snapped five-game bowl winning streak
1994	Fiesta	Arizona	L	0-29	Dennis Erickson	1/1/94	Shut out in bowl game for first time since 1935
1995	Orange	Nebraska	L	17-24	Dennis Erickson	1/1/95	Nebraska scored 15 fourth-quarter points
1996	Carquest	Virginia	W	31-21	Butch Davis	12/27/96	Win snapped three-game bowl losing streak
1998	Micron PC	N.C. State	W	46-23	Butch Davis	12/29/98	Scott Covington threw for 320 yards (MVP)
2000	Gator	Georgia Tech	W	28-13	Butch Davis	1/1/00	UM defense, MVP Nate Webster shut down GT offense
2001	Sugar	Florida	W	37-20	Butch Davis	12/01	Win wrapped up best season since 1994 (11-1)
2002	Rose	Nebraska	W	37-14	Larry Coker	1/3/02	Miami's fifth national title; first Rose Bowl victory
2003	Fiesta	Ohio State	L2OT	24-31	Larry Coker	1/3/03	34-game winning streak snapped
2004	Orange	Florida State	W	16-14	Larry Coker	12/04	Jarrett Payton (MVP) rushing for 131 yards
2004	Peach	Florida	W	27-10	Larry Coker	12/31/04	Devin Hester returned blocked FG 78 yards for TD
2005	Peach	LSU	L	3-40	Larry Coker	12/30/05	Worst bowl loss in program history
2006	MPC Computers	Nevada	W	21-20	Larry Coker	12/31/06	Kirby Freeman threw for 272 yards, added 3 TDs
2008	Emerald	California	L	17-24	Randy Shannon	12/27/08	Cal's Anthony Miller scored go-ahead TD in 4Q
2009	Champs Sports	Wisconsin	L	14-20	Randy Shannon	12/29/09	Wisconsin scored 20 unanswered points
2010	Sun	Notre Dame	L	17-33	Jeff Stoutland	12/31/10	Miami trailed, 30-3, entering fourth quarter
2013	Russell Athletic	Louisville	L	9-36	Al Golden	12/28/13	Scored game's first points on safety
2014	Independence	South Carolina	L	21-24	Al Golden	12/27/14	Miami outgained South Carolina, 422-354
2015	Sun	Washington State	L	14-20	Larry Scott	12/26/15	Canes' second half rally fell short
2016	Russell Athletic	West Virginia	W	31-14	Mark Richt	12/28/16	Miami held WVU to a season-low 229 yards
2017	Capital One Orange	Wisconsin	L	24-34	Mark Richt	12/30/17	UM makes first OB, "NY-6" appearance since 2004
2018	New Era Pinstripe	Wisconsin	L	3-35	Mark Richt	12/27/18	Canes play in first bowl game in NY since '62 Gotham
2019	Independence	Louisiana Tech	L	0-14	Manny Diaz	12/26/19	Hurricanes earn second Indy Bowl trip in Diaz's first year

BOWL GAME RECORD BREAKDOWN

BY DATE

	W	L	PCT
Pre-New Year's Eve	4	12	.250
New Year's Eve	2	1	.667
New Year's Day	7	8	.467
Post-New Year's Day	7	2	.778

BY BOWL GAME

	W	L	PCT
Bluebonnet	0	1	.000
Cotton	1	0	1.000
Fiesta	0	4	.000
Emerald	0	1	.000
Gator	2	0	1.000
Gotham	0	1	.000
Liberty	1	1	.500
Independence	0	2	.000
MPC Computers	1	0	1.000
Orange	6	4	.600
Peach	2	1	.667
Palm Festival	1	1	.500
Pinstripe	0	1	.000
Rose	1	0	1.000
Russell Athletic	2	2	.500
Sugar	2	2	.500
Sun	0	2	.000

BY COACH

	W	L	PCT
Butch Davis	4	0	1.000
Howard Schnellenberger	2	0	1.000
Jack Harding	1	0	1.000
Larry Coker	4	2	.667
Dennis Erickson	3	3	.500
Tom McCann	1	1	.500
Mark Richt	1	2	.333
Charlie Tate	1	1	.500
Jimmy Johnson	2	3	.400
Andy Gustafson	1	3	.250
Irl Tubbs	0	1	.000
Jeff Stoutland	0	1	.000
Larry Scott	0	1	.000
Manny Diaz	0	1	.000
Al Golden	0	2	.000
Randy Shannon	0	2	.000



BOWL GAME RECAPS

1933 PALM FESTIVAL

MIAMI 7, MANHATTAN 0

JANUARY 1, 1933 • MIAMI, FLA.

SCORING

Miami	0	0	0	7	7
Manhattan	0	0	0	0	0

UM Cook 3 run (Bates kick)

1934 PALM FESTIVAL

DUQUESNE 33, MIAMI 7

JANUARY 1, 1934 • MIAMI, FLA.

SCORING

Duquesne	0	0	6	27	33
Miami	0	0	0	7	7

DU Zaneski 1 run (kick failed)

DU Zaneski 5 run

UM Reichgott 4 pass from Ott (Petrowski kick)

DU DeLuca 6 run (Niccolai kick)

DU Baker 25 pass from DeLuca (Niccolai kick)

DU DeLuca 30 pass from Strutt (Niccolai kick)

1935 ORANGE BOWL

BUCKNELL 26, MIAMI 0

JANUARY 1, 1935 • MIAMI, FLA.

SCORING

Bucknell	0	7	6	13	26
Miami	0	0	0	0	0

BU Smith 3 run (Dobie kick)

BU Miller 4 run (kick failed)

BU Smith 8 run (kick failed)

BU Resnichak 10 run (Dobie kick)

1946 ORANGE BOWL

MIAMI 13, HOLY CROSS 6

JANUARY 1, 1946 • MIAMI, FLA.

SCORING

Miami	0	6	0	7	13
(16) Holy Cross	0	6	0	0	6

UM Krull 1 run (kick blocked)

HC Brennan 16 pass from Kozlowski (kick failed)

UM Hudson 89 interception return (Ghaul kick)

1951 ORANGE BOWL

CLEMSON 15, MIAMI 14

JANUARY 1, 1951 • MIAMI, FLA.

SCORING

(15) Miami	0	0	14	0	14
(10) Clemson	0	7	6	2	15

CU Cone 1 run (Radcliff kick)

CU G. Smith 7 pass from Hair (kick failed)

UM Mallios 5 run (Watson kick)

UM F. Smith 14 pass from Hackett (Watson kick)

CU Safety, F. Smith tackled in end zone by S. Smith

1952 GATOR BOWL

MIAMI 14, CLEMSON 0

JANUARY 2, 1952 • JACKSONVILLE, FLA.

SCORING

Miami	7	7	0	0	14
(19) Clemson	0	0	0	0	0

UM Mallios 11 run (Tremont kick)

UM Mallios 2 run (Tremont kick)

1961 LIBERTY BOWL

SYRACUSE 15, MIAMI 14

DECEMBER 16, 1961 • MEMPHIS, TENN.

SCORING

Miami	6	8	0	0	14
(14) Syracuse	0	0	8	7	15

UM Vollenweider 12 run (kick failed)

UM Spinelli 60 punt return (Miller pass from Mira)

SU Davis 1 run (Easterly pass from Sarette)

SU Easterly 7 pass from Sarette (Erickson kick)

1962 GOTHAM BOWL

NEBRASKA 36, MIAMI 34

DECEMBER 15, 1962 • NEW YORK, N.Y.

Played in freezing 17-degree weather in icy, snow-banked Yankee Stadium, the lead changed hands six times before Nebraska won 36-34. The Hurricanes rolled up 502 yards to Nebraska's 296 and had a 34-12 edge in first downs. UM quarterback **George Mira** shattered his UM passing record with 24 completions for 321 yards and two touchdowns, earning him MVP honors.

BOWL GAME RECAPS

SCORING

Miami	6	14	7	7	34
Nebraska	6	14	8	8	36

NEB	Thornton 1 run (run failed)
UM	Rizzo 10 pass from Mira (pass failed)
UM	Spinelli 30 pass from Mira (pass failed)
NEB	Ross 92 kickoff return (Johnson kick)
UM	Ryder 1 run (Ryder pass from Mira)
NEB	Eger 6 pass from Claridge (Johnson kick)
UM	Bennett 3 run (Wilson kick)
NEB	Thornton 1 run (Claridge kick)
NEB	Ross 1 run (Thornton run)
UM	Ryder 1 run (Wilson kick)

1966 LIBERTY BOWL

MIAMI 14, VIRGINIA TECH 7

DECEMBER 10, 1966 • MEMPHIS, TENN.

Playing in frigid 36-degree weather in Memphis, Miami found itself on the trailing end of a 7-0 score at halftime, but proved to be too powerful for Virginia Tech. Miami rallied from a seven-point deficit in the third period on a **Bill Miller** seven-yard TD pass to **Joe Mira**. UM marched to its winning TD in the fourth quarter. On the drive, Miller completed three passes to end **Jimmy Cox** (12, 11, and 38 yards), and **Doug McGee** barreled over from the one on fourth down with 8:05 left in the game. Miami's potent defense was led by All-American **Ted Hendricks**.

SCORING

(9) Miami	0	0	7	7	14
Virginia Tech	7	0	0	0	7

VT	Francisco 1 run (Utin kick)
UM	J. Mira 7 pass from Miller (Harris kick)
UM	McGee 1 run (Harris kick)

1967 BLUEBONNET BOWL

COLORADO 31, MIAMI 21

DECEMBER 23, 1967 • HOUSTON, TEXAS

In a wild scoring spectacle, Colorado won, 31-21, after the lead had changed hands five times at Rice Stadium. In the first quarter, CU's Larry Plantz scored from seven yards out, then Miami came back with **Joe Mira**'s score from the two. UM moved ahead moments later as **Jimmy Dye** stole a pass from **Dan Kelly** and ran 77 yards. A field goal by John Farler just before half, followed by an 80-yard TD march with the second half kickoff, put the Buffs

ahead, 17-14. UM regained the lead, 21-17, in the fourth on an 85-yard drive sparked by **Bill Miller**'s four completions to **Jerry Daanen**, the last one for a nine-yard TD. With six minutes left, CU surged ahead again on a 38-yard run by Bob Anderson.

SCORING

Miami	0	14	0	7	21
Colorado	7	3	7	14	31

CU	Plantz 7 run (Farler kick)
UM	Mira 2 run (Harris kick)
UM	Dye 77 pass interception return (Harris kick)
CU	Farler 31 FG
CU	B. Anderson 2 run (Bartelt kick)
UM	Daanen 9 pass from Miller (Harris kick)
CU	B. Anderson 38 run (Bartelt kick)
CU	Cooks 2 run (Farler kick)

1981 PEACH BOWL

MIAMI 20, VIRGINIA TECH 10

JANUARY 2, 1981 • ATLANTA, GA.

The Hurricanes embarked on their first postseason bowl appearance since 1967, squaring off against Virginia Tech on a clear Georgia day at Fulton County Stadium. **Howard Schnellenberger**'s troops set the pace early with two long scoring drives that proved to be the winning margin. UM took the opening kickoff 68 yards to paydirt, with QB **Jim Kelly** hitting **Larry Brodsky** on a 15-yard strike to culminate the nine-play drive. On Miami's third possession, Kelly connected through the air three times to spark a 10-play, 99-yard drive. **Chris Hobbs** did the honors with a 12-yard scamper up the middle to cap the drive. The Hokies closed the gap to 14-10 early in the second half, but two field goals by **Danny Miller** assured Miami of its first bowl victory since 1966. Kelly was selected the game's outstanding player on offense, while UM middle guard **Jim Burt** was named defensive MVP.

SCORING

(20) Miami	7	7	3	3	20
Virginia Tech	0	3	7	0	10

UM	Brodsky 15 pass from Kelly (Miller kick)
UM	Hobbs 12 run (Miller kick)
VT	Laury 42 FG
VT	Lawrence 1 run (Laury kick)
UM	Miller 31 FG
UM	Miller 37 FG



BOWL GAME RECAPS

NATIONAL CHAMPIONS

1984 ORANGE BOWL

MIAMI 31, NEBRASKA 30

JANUARY 2, 1984 • MIAMI, FLA.

UM ended a storybook climb to the national title by dealing Nebraska a 31-30 defeat. Miami QB **Bernie Kosar** earned MVP honors by throwing for a Orange Bowl-record 300 yards. Linebacker **Jack Fernandez** was named Defensive MVP as the Canes contained a Nebraska offense that had set numerous NCAA records. Late in the game, Jeff Smith set Nebraska up for the potential win with a 24-yard touchdown run to pull the Huskers to within one. Then, Nebraska lined up for a two-point attempt. Turner Gill rolled right under pressure and lofted a pass toward Smith, but UM strong safety **Kenny Calhoun** batted it away to seal the UM win.

SCORING

(5) Miami	17	0	14	0	31
(1) Nebraska	0	14	3	13	30

UM	Dennison 2 pass from Kosar (Davis kick)
UM	Davis 45 FG
UM	Dennison 22 pass from Kosar (Davis kick)
NEB	Steinkuhler 19 run (Livingston kick)
NEB	Gill 1 run (Livingston kick)
NEB	Livingston 34 FG
UM	Highsmith 1 run (Davis kick)
UM	Bentley 7 run (Davis kick)
NEB	Smith 1 run (Livingston kick)
NEB	Smith 24 run (pass failed)

1985 FIESTA BOWL

UCLA 39, MIAMI 37

JANUARY 1, 1985 • TEMPE, ARIZ.

The Hurricanes were dealt a narrow 39-37 defeat by the UCLA Bruins in the Fiesta Bowl to cap the 1984 season. The lead changed hands seven times before the Bruins' John Lee kicked the deciding field goal with 51 seconds remaining. **Melvin Bratton** had put Miami ahead on a 3-yard TD pass from **Bernie Kosar** with 2:58 left, giving UM a 37-36 advantage. The Bruins used eight plays to move 61 yards to the Canes seven, setting up Lee's heroics.

SCORING

(13) Miami	14	7	3	13	37
(14) UCLA	7	15	7	10	39

UCLA	Green 6 run (Lee kick)
UM	Oliver 34 run (Cox kick)
UM	Eddie Brown 68 punt return (Cox kick)
UM	Blades 48 pass from Kosar (Cox kick)
UCLA	Green 72 run (Lee kick)
UCLA	Safety, Shinnick tackled Tuten in end zone
UCLA	Lee 51 FG
UCLA	Lee 33 FG
UM	Cox 31 FG
UCLA	Sherrard 10 pass from Bono (Lee kick)
UCLA	Young 33 pass from Bono (Lee kick)
UM	Bratton 19 run (pass failed)
UM	Bratton 3 pass from Kosar (Cox kick)
UCLA	Lee 23 FG

1986 SUGAR BOWL

TENNESSEE 35, MIAMI 7

JANUARY 1, 1986 • NEW ORLEANS, LA.

Amid the revelry of New Orleans' Bourbon Street, the 1986 Sugar Bowl had it all. Miami, with one of the most dominant offenses in college football, was shooting for the national championship. The Volunteers, an underrated team who rolled into New Orleans with a hard-fought SEC title, were looking for the national respect they felt had eluded them. Tennessee used a solid offense and an opportunistic defense to down the second-ranked Canes. Despite constant pressure, **Vinny Testaverde** threw for 217 yards on 20 of 36 passing. UT QB Daryl Dickey, who earned MVP honors, finished with 131 yards on 15 of 25 passes.

SCORING

(2) Miami	7	0	0	0	7
(8) Tennessee	0	14	14	7	35

UM	Irvin 18 pass from Testaverde (Cox kick)
UT	Smith 6 pass from Dickey (Revez kick)
UT	McGee recovered fumble in end zone (Revez kick)
UT	Henderson 1 run (Revez kick)
UT	Powell 60 run (Revez kick)
UT	Wilson 6 run (Revez kick)

1987 FIESTA BOWL

PENN STATE 14, MIAMI 10

JANUARY 2, 1987 • TEMPE, ARIZ.

A national television audience watched the "Battle For No. 1" and the Hurricanes found themselves 77 yards from the national championship with just

BOWL GAME RECAPS

over three minutes left to play. **Vinny Testaverde** engineered a thrilling drive that included a 31-yard strike to **Brian Blades** on a 4th-and-6 play from Miami's own 27. The pass to Blades was the first of six consecutive completions by Testaverde that brought Miami to PSU's 6-yard line. However, with 18 seconds remaining, Pete Giftopoulos ended UM's drive for the national title by intercepting a Testaverde pass at the goal line. The Canes finished with 445 total yards and 22 first downs while holding PSU to Fiesta Bowl record-lows of 162 yards and just eight first downs. But seven turnovers tripped the Canes on the road to the national title.

SCORING

(1) Miami	0	7	0	3	10
(2) Penn State	0	7	0	7	14

UM	Bratton 1 run (Cox kick)
PSU	Shaffer 4 run (Manca kick)
UM	Selig 38 FG
PSU	Dozier 6 run (Manca kick)

NATIONAL CHAMPIONS

1988 ORANGE BOWL

MIAMI 20, OKLAHOMA 14

JANUARY 1, 1988 • MIAMI, FLA.

For the second time in five years, the Hurricanes were champions of the college football world. Just as they had done in 1983, the '87 Canes knocked off the nation's then No. 1-ranked team in the Orange Bowl Classic. The second-ranked Hurricanes capped the school's second straight undefeated regular season with a 20-14 victory over Oklahoma. Sophomore QB **Steve Walsh** hit on 18-of-30 passing for 209 yards and two touchdowns. Senior fullback **Melvin Bratton** nearly broke a UM single-game receiving mark by hauling in nine catches for 102 yards before leaving the game with a knee injury. **Bernard Clark** stepped into the spotlight at middle linebacker and walked away with the game's MVP award after recording 12 unassisted tackles and 14 overall stops, while the defense limited OU to just 255 yards in total offense.

SCORING

(1) Oklahoma	0	7	0	7	14
(2) Miami	7	0	10	3	20

UM	Bratton 30 pass from Walsh (Cox kick)
OU	Stafford 1 run (Lashar kick)
UM	Cox 56 FG
UM	Irvin 23 pass from Walsh (Cox kick)
UM	Cox 48 FG
OU	Hutson 29 run (Lashar kick)

1989 ORANGE BOWL

MIAMI 23, NEBRASKA 3

JANUARY 2, 1989 • MIAMI, FLA.

For the first time in four years, Miami was not playing for the national title in its New Year's bowl game. Moments before kickoff of the 55th annual Orange Bowl Classic vs. Nebraska, the Canes learned that the No. 1 ranked team, Notre Dame, had defeated West Virginia in the Fiesta Bowl. As the nation tuned in to the Orange Bowl, many felt the University of Miami would come out flat, knowing that all possibility of a repeat national title was lost. UM showed its true mettle, dominating the Big Eight Champions on offense, defense and special teams from the kickoff. The statistics backed up the score as UM held a 212-29 lead in total yards and an 11-2 edge in first downs.

SCORING

(6) Nebraska	0	0	3	0	3
(2) Miami	7	13	0	3	23

UM	Conley 22 pass from Walsh (Huerta kick)
UM	Huerta 18 FG
UM	Conley 42 pass from Walsh (Huerta kick)
UM	Huerta 37 FG
NEB	Barrios 50 FG
UM	Huerta 37 FG

NATIONAL CHAMPIONS

1990 SUGAR BOWL

MIAMI 33, ALABAMA 25

JANUARY 1, 1990 • NEW ORLEANS, LA.

Miami solidified its title of "Team of the '80s" with its third national championship in seven years by handing Alabama a 33-25 defeat in the USF&G Sugar Bowl. Miami closed out its scoring by capitalizing on a **Charles Pharms** interception with an 88-yard drive that **Craig Erickson** finished off by finding tight end Randy Bethel open for a 12-yard touchdown reception. The Tide managed one more touchdown and two-point conversion with a minute remaining.



BOWL GAME RECAPS

SCORING

(2) Miami	7	13	6	7	33
(7) Alabama	0	17	0	8	25

UM	McGuire 3 run (Huerta kick)
UA	Battle 4 pass from Hollingsworth (Doyle kick)
UM	Carroll 19 pass from Erickson (kick blocked)
UA	Doyle 45 FG
UM	Johnson 3 run (Huerta kick)
UA	Russell 7 pass from Hollingsworth (Doyle kick)
UM	Chudzinski 11 pass from Erickson (conversion failed)
UM	Bethel 12 pass from Erickson (Huerta kick)
UA	Wimbley 9 pass from Hollingsworth (Russell pass to Hollingsworth)

1991 COTTON BOWL

MIAMI 46, TEXAS 3

JANUARY 1, 1991 • DALLAS, TEXAS

Fourth-ranked Miami won its fourth consecutive bowl game in dominating fashion over No. 3-ranked Texas, 46-3, the most lopsided score in Cotton Bowl history. The Miami defense held Texas to minus-four yards total offense in the first stanza.

Craig Erickson, the game's outstanding offensive player, completed 17-of-26 passes for 272 yards and set a Cotton Bowl record with four TDs. **Russell Maryland**, the game's outstanding defensive player, had nine tackles and three sacks. Miami's defense set a Cotton Bowl mark with nine sacks and **Carlos Huerta's** 50-yard field goal tied a Cotton Bowl record.

SCORING

(4) Miami	12	7	14	13	46
(3) Texas	0	3	0	0	3

UM	Huerta 28 FG
UM	Huerta 50 FG
UM	Carroll 12 pass from Erickson (pass failed)
UT	Pollak 29 FG
UM	Carroll 24 pass from Erickson (Huerta kick)
UM	D. Smith 34 interception return (Huerta kick)
UM	Hill 48 pass from Erickson (Huerta kick)
UM	Bethel 4 pass from Erickson (kick failed)
UM	Conley 26 run (Huerta kick)

NATIONAL CHAMPIONS

1992 ORANGE BOWL

MIAMI 22, NEBRASKA 0

JANUARY 1, 1992 • MIAMI, FLA.

The No. 1-ranked Hurricanes capped a 12-0 season and claimed their fourth national championship in nine years by dominating the Big Eight Champion Nebraska Cornhuskers, 22-0, in front of an Orange Bowl crowd of 77,747. Miami used the running of **Larry Jones**, who responded with a career-high 144 yards rushing (earning him MVP honors) and a dominating defense to roll to victory. Miami played with the knowledge that earlier that day the No. 2-ranked Washington Huskies had soundly defeated the Michigan Wolverines in the Rose Bowl, and would ultimately claim a co-national championship with the Hurricanes. The Miami defense held Nebraska to a single yard of offense in the first quarter and 62 total in the first half en route to its second shutout of the year. For the game, UM recorded two interceptions, two fumble recoveries and five sacks, four by sophomore **Rusty Medearis**.

SCORING

(1) Miami	13	0	9	0	22
(11) Nebraska	0	0	0	0	0

UM	Williams 8 pass from Torretta (Huerta kick)
UM	Huerta 24 FG
UM	Huerta 24 FG
UM	L. Jones 1 run (2-point conversion failed)
UM	Huerta 54 FG

1993 SUGAR BOWL

ALABAMA 34, MIAMI 13

JANUARY 1, 1993 • NEW ORLEANS, LA.

The No. 1-ranked Hurricanes' dream of a second consecutive national championship and an unprecedented fifth title in 10 years ended with a 34-13 defeat at the hands of No. 2-ranked Alabama. **Gino Torretta** set a UM bowl record with 56 pass attempts, throwing for 278 yards on 24-of-56 passing, but had no TDs and three picks. A bright spot in the second half for Miami was **Kevin Williams'** Sugar Bowl-record 78-yard punt return for a touchdown in the fourth quarter.

BOWL GAME RECAPS

SCORING

(1) Miami	3	3	0	7	13
(2) Alabama	3	10	14	7	34

UA	Proctor 19 FG
UM	Prewitt 49 FG
UA	Proctor 23 FG
UA	Williams 2 rush (Proctor kick)
UM	Prewitt 42 FG
UA	Lassic 1 rush (Proctor kick)
UA	Teague 31 interception return (Proctor kick)
UM	Kevin Williams 78 punt return (Prewitt kick)
UA	Lassic 4 rush (Proctor kick)

1994 FIESTA BOWL

ARIZONA 29, MIAMI 0

JANUARY 1, 1994 • TEMPE, ARIZ.

The No. 10-ranked Hurricanes fell victim to the No. 16 Arizona Wildcats, 29-0, in the 23rd annual IBM OS/2 Fiesta Bowl before a sellout crowd of 72,260 and a national television audience. The Wildcats used a strong ground attack and stifling defense to hand the Canes their first shutout since 1979, a span of 168 games. It was also the first time that Miami had been shutout in a bowl game since a 26-0 loss to Bucknell in the 1935 Orange Bowl. The only bright spot for the Canes was receiver **Chris T. Jones**, who had six receptions for 98 yards.

SCORING

(10) Miami	0	0	0	0	0
(16) Arizona	9	7	6	7	29

UA	Dickey 13 pass from White (kick blocked)
UA	McLaughlin 39 FG
UA	Levy 68 rush (McLaughlin kick)
UA	McLaughlin 31 FG
UA	McLaughlin 21 FG
UA	Dickey 14 pass from White (McLaughlin kick)

1995 ORANGE BOWL

NEBRASKA 24, MIAMI 17

JANUARY 1, 1995 • MIAMI, FLA.

The third-ranked Hurricanes' dream of a fifth national title was dashed in front of a record crowd of 81,753 as the top-ranked Nebraska Cornhuskers overcame a 17-9 deficit with two fourth quarter touchdowns to propel them to a 24-17 victory and the 1994 national championship. Nebraska's defense took control after halftime by putting relentless

pressure on Miami QB **Frank Costa** and sacking him four times in the half (five times in the game), including one for a safety early in the third quarter. Miami's defense came up big, forcing two Nebraska turnovers. But Nebraska and its bruising offensive line controlled the final quarter of play.

SCORING

(3) Miami	10	0	7	0	17
(1) Nebraska	0	7	2	15	24

UM	Prewitt 44 FG
UM	T. Jones 35 pass from Costa (Prewitt kick)
NEB	Gilman 19 pass from Berringer (Sieler kick)
UM	J. Harris 44 pass from Costa (Prewitt kick)
NEB	Safety, Harris tackled Costa in end zone
NEB	Schlesinger 15 run (Alford pass from Frazier)
NEB	Schlesinger 14 run (Sieler kick)

1996 CARQUEST BOWL

MIAMI 31, VIRGINIA 21

DECEMBER 27, 1996 • MIAMI, FLA.

Miami won the 1996 Carquest Bowl in entertaining fashion with a 31-21 triumph over Virginia. Defensive standout **Tremain Mack** provided the fireworks with a pair of Miami touchdowns. Mack, who was a unanimous choice for game MVP, returned a UVA fumble 79 yards for a touchdown to give UM a 14-0 first quarter lead. Mack then gave the Canes an insurmountable 24-7 lead when he picked off Cavalier QB Tim Sherman in the second quarter and raced 42 yards to paydirt. Mack continued his heroics in the third quarter by blocking a Rafeal Garcia 29-yard field goal attempt, the first of two blocked FGs by the Canes. **Ryan Clement** ignited the Hurricane offense throwing for a career-best 274 yards on 16-of-26 passing with one touchdown.

SCORING

(19) Miami	14	10	0	7	31
Virginia	7	0	7	7	21

UM	Green 70 pass from Clement (Crosland kick)
UM	Mack 79 fumble return (Crosland kick)
UVA	Crowell 29 pass from Brooks (Garcia kick)
UM	Crosland 20 FG
UM	Mack 42 interception return (Crosland kick)
UVA	Brooks 1 rush (Garcia kick)
UM	T. Jones 2 rush (Crosland kick)
UVA	T. Jones 3 rush (Garcia kick)



BOWL GAME RECAPS

1998 MICRON PC BOWL

MIAMI 46, NC STATE 23

DECEMBER 29, 1998 • MIAMI, FLA.

No. 24 Miami defeated NC State, 46-23, at the 1998 Micron PC Bowl. **Scott Covington** earned game MVP honors, finishing with 320 yards passing and two touchdowns on a 17-of-24 performance. His favorite target was **Santana Moss**, who had five catches for 141 yards including an 80-yard touchdown pass. **Edgerrin James** led the ground attack with 156 yards on 20 carries. UM's offense set a bowl record with 594 total yards. The defense made six tackles for loss and set a Micron PC bowl record with five interceptions. Linebacker **Dan Morgan** made 12 tackles and a forced fumble.

SCORING

(24) Miami	14	13	3	16	46
NC State	7	3	7	6	23

UM	King 4 pass from Covington (Crosland kick)
NCS	Barnette 1 rush (Deskevich kick)
UM	James 5 rush (Crosland kick)
UM	Moss 80 pass from Covington (kick blocked)
NCS	Deskevich 28 FG
UM	James 2 rush (Crosland kick)
UM	Crosland 31 FG
NCS	Spikes 30 rush (Deskevich kick)
UM	Jackson 13 rush (pass failed)
UM	Jackson 25 rush (Crosland kick)
NCS	Coleman 7 pass from Barnette (rush failed)
UM	Gaitan 29 FG

2000 GATOR BOWL

MIAMI 28, GEORGIA TECH 13

JANUARY 1, 2000 • JACKSONVILLE, FLA.

No. 23 Miami routed No. 15 Georgia Tech, 28-13, behind a dominating defensive performance that held a Yellow Jackets' offense ranked second nationally in scoring with an average of 40.7 points a game to a season-low 13 points. The Hurricanes struck on their opening possession with an eight-yard **James Jackson** touchdown run. Miami then took a 14-point lead early in the second quarter when sophomore QB **Kenny Kelly** capped a 73-yard drive with a 15-yard touchdown strike to **Andre King**. Following a Tech score, freshman All-America RB **Clinton Portis** set a UM bowl record with a 73-yard touchdown run to give the Canes a 21-7 halftime lead. Georgia Tech could only muster a pair

of second half field goals as the UM defense, behind the play of Gator Bowl MVP **Nate Webster**, shut down the Yellow Jackets' attack.

SCORING

(23) Miami	7	14	0	7	28
(15) Georgia Tech	7	6	0		13
UM	Jackson 8 run (Crosland kick)				
UM	King 15 pass from Kelly (Crosland kick)				
GT	Hamilton 17 run (Manger kick)				
UM	Portis 73 run (Crosland kick)				
GT	Manger 25 FG				
GT	Manger 36 FG				
UM	Wayne 17 pass from Dorsey (Crosland kick)				

2001 SUGAR BOWL

MIAMI 37, FLORIDA 20

JANUARY 2, 2001 • NEW ORLEANS, LA.

Second-ranked Miami defeated No. 7 Florida, 37-20, in the Nokia Sugar Bowl to wrap up the Hurricanes' best season since 1994 at 11-1 and second in the national rankings. The Canes led, 27-20, with 12:50 remaining when UM turned to running back **Clinton Portis**, who finished with 97 yards on 18 carries. On the first play of the ensuing possession, CB **Phillip Buchanon** picked off Rex Grossman to set up a 3-yard touchdown run by **Najeh Davenport** that gave Miami control. QB **Ken Dorsey** was named the game's Most Valuable Player, completing 22-of-40 passes for 270 yards and three TDs.

SCORING

(2) Miami	10	3	14	10	37
(7) Florida	7	3	7	3	20

UF	Wells 23 pass from Grossman (Chandler kick)
UM	Sievers 44 FG
UM	Shockey 8 pass from Dorsey (Sievers kick)
UM	Sievers 29 FG
UF	Chandler 51 FG
UF	Graham 36 run (Chandler kick)
UM	Williams 19 pass from Dorsey (Sievers kick)
UM	Davenport 2 pass from Dorsey (Sievers kick)
UF	Chandler 26 FG
UM	Sievers 29 FG
UM	Davenport 3 run (Sievers kick)

BOWL GAME RECAPS

NATIONAL CHAMPIONS

2002 ROSE BOWL

MIAMI 37, NEBRASKA 14

JANUARY 3, 2002 • PASADENA, CALIF.

Miami lowered the boom on the Nebraska Cornhuskers in a decisive 37-14 victory in the 88th Rose Bowl game for the National Championship. Miami's 12-0 season was capped by a performance indicative of much of the Hurricanes' season, as UM piled up a huge halftime lead and cruised to the victory. The top-ranked Hurricanes used three touchdown passes by **Ken Dorsey** to build a big early lead.

Andre Johnson caught seven passes for 199 yards and two scores for the Hurricanes, who laid claim to their first national title since 1991. Dorsey and Johnson shared MVP honors and were helped by **Clinton Portis**, who carried 20 times for 104 yards and a score. Dorsey completed 22-of-35 passes for 362 yards, including 258 in the first half.

SCORING

(1) Miami	7	27	0	3	37
(4) Nebraska	0	0	7	7	14

UM	Johnson 49 pass from Dorsey (Sievers kick)
UM	Portis 39 run (Sievers kick)
UM	Lewis 47 interception return (Sievers kick)
UM	Shockey 21 pass from Dorsey (kick failed)
UM	Johnson 8 pass from Dorsey (Sievers kick)
NU	Davies 16 run (Brown kick)
NU	Groce 71 punt return (Brown kick)
UM	Sievers 37 FG

2003 FIESTA BOWL

OHIO STATE 31, MIAMI 24 (2OT)

JANUARY 3, 2003 • TEMPE, ARIZ.

Miami's 34-game winning streak came to an end as Ohio State defeated the Hurricanes 31-24 in double overtime to win the Fiesta Bowl and the BCS National Championship. Maurice Clarett scored his second touchdown on a five-yard run in the second overtime. Craig Krenzel had a pair of touchdown runs for the Buckeyes (14-0), who ended Miami's winning streak -- the sixth-longest in college football history -- in a game of high drama that was prolonged by a controversial pass interference call. It was the first-ever overtime in a BCS title game, despite Miami turning the ball over five times and losing **Willis McGahee** to a knee injury in the fourth quarter. On

the final play of regulation, **Todd Sievers** kicked a 40-yard field goal to tie it at 17-17. **Kellen Winslow Jr.** caught a seven-yard TD pass from **Ken Dorsey** in the first overtime. On 4th-and-goal from the 5, **Glenn Sharpe** batted away a pass intended for Chris Gamble. Miami began its celebration, but Sharpe was flagged for pass interference. Krenzel then scored on a one-yard run and Miami was stopped in the second overtime.

SCORING

(2) Ohio State	0	14	3	0	14	31
(1) Miami	7	0	7	3	7	24

UM	Parrish 25 pass from Dorsey (Sievers kick)
OSU	Krenzel 1 run (Nugent kick)
OSU	Clarett 1 run (Nugent kick)
OSU	Nugent 44 FG
UM	McGahee 9 run (Sievers kick)
UM	Sievers 40 FG
UM	Winslow 7 pass from Dorsey (Sievers kick)
OSU	Krenzel 1 run (Nugent kick)
OSU	Clarett 5 run (Nugent kick)

2004 FEDEX ORANGE BOWL

MIAMI 16, FLORIDA STATE 14

JANUARY 2, 2004 • MIAMI, FLA.

Ninth-ranked Miami used all its energy to take a tense 16-14 victory over eighth-ranked Florida State in the FedEx Orange Bowl at Pro Player Stadium, riding big performances by **Jarrett Payton** and **Jon Peattie** and a big play by **D.J. Williams**. The Hurricanes (11-2) defeated the Seminoles (10-3) for the fifth straight time, benefiting from a crucial missed field goal for the fifth time in the scintillating series since 1991. Xavier Beitia, who was wide left on a potential game-winning 43-yard field goal in the previous year's loss at Miami, was wide right on a 39-yarder with five and a half minutes to go. Payton, who victimized FSU for 97 yards and a TD catch in a win in October, ran for 131 on 22 carries to earn MVP honors. Peattie's career-best 51-yard field goal early in the third quarter was the only scoring in a grueling second half.

SCORING

(9) Miami	3	10	3	0	16
(8) Florida State	0	14	0	0	14



BOWL GAME RECAPS

UM	Peattie 32 FG
FSU	Booker 9 pass from Rix (Beitia kick)
FSU	Henshaw 7 pass from Rix (Beitia kick)
UM	T. Moss 3 run (Peattie kick)
UM	Peattie 44 FG
UM	Peattie 51 FG

2004 CHICK-FIL-A PEACH BOWL

MIAMI 27, FLORIDA 10

DECEMBER 31, 2004 • ATLANTA, GA.

The Miami Hurricanes settled for the state title in the Chick-fil-A Peach Bowl. **Devin Hester** returned a blocked field goal 78 yards for a touchdown, **Roscoe Parrish** returned a punt 72 yards for a score and the No. 14 Hurricanes beat No. 20 Florida, 27-10, at the Georgia Dome. UM earned a third consecutive "state title" by beating Florida and Florida State in the same season and extended its winning streak against the Gators to six games. **Brock Berlin** finished 13-of-23 for 171 yards. Miami's special teams and defense did the most damage on New Year's Eve. After a blocked punt, UM's **Thomas Carroll** blocked Matt Leach's 32-yard field goal try. Hester picked up the loose ball and sprinted the other way for a score. **Jon Peattie** also nailed a 47-yarder to give the Canes a 10-3 lead. Miami forced Florida to punt on the ensuing possession, and Parrish caught the linedrive kick and ran untouched up the seam for a 72-yard score.

SCORING

(20) Florida	0	3	7	0	10
(14) Miami	7	10	7	3	27

UM	Hester 78 blocked field goal return (Peattie kick)
UF	Leach 34-yard field goal
UM	Peattie 47-yard field goal
UM	Parrish 72 punt return (Peattie kick)
UM	Moore 20 pass from Berlin (Peattie kick)
UF	Cornelius 45 pass from Leak (Leach kick)
UM	Peattie 32-yard field goal

2005 CHICK-FIL-A PEACH BOWL

LSU 40, MIAMI 3

DECEMBER 30, 2005 • ATLANTA, GA.

Making his first-career start, Matt Flynn threw for two touchdowns as No. 10 LSU defeated No. 9 Miami, 40-3, in the Chick-fil-A Peach Bowl. Flynn spearheaded a 17-point outburst in the second quarter with touchdown passes of 51 yards and four

yards that gave the Tigers (11-2) a 20-3 advantage at the break. He completed 13-of-22 passes for 196 yards without a turnover. On Miami's first possession, **Devin Hester** lined up at tailback and receiver and also took a direct snap at quarterback. Hester had two catches for 40 yards and six carries for 24 yards. Hester had a 24-yard run on the possession to set up a field goal. **Jon Peattie** kicked a 21-yard field goal to open the scoring in the first quarter for Miami.

SCORING

(9) Miami	3	0	0	0	3
(10) LSU	3	17	14	6	40

UM	Peattie 21 FG
LSU	Jackson 37 FG
LSU	Davis 51 pass from Flynn (David kick)
LSU	Jackson 47 FG
LSU	Addai 4 pass from Flynn (David kick)
LSU	Addai 6 run (David kick)
LSU	Hester 1 run (David kick)
LSU	David 35 FG
LSU	Jackson 50 FG

2006 MPC COMPUTERS BOWL

MIAMI 21, NEVADA 20

DECEMBER 31, 2006 • BOISE, IDAHO

Kirby Freeman threw for 272 yards and two long touchdowns and ran for another score, **Chavez Grant** made a game-saving interception with 18 seconds left and the Hurricanes sent departing coach **Larry Coker** out with a dramatic 21-20 win over Nevada in the MPC Computers Bowl. Freeman threw a 78-yard touchdown pass to **Sam Shields** with 5:59 left in the third quarter to break what was a 14-14 tie and put the Hurricanes (7-6) ahead for good. Freeman also had a 52-yard pass to **Ryan Moore** late in the first half. Shields caught four passes for 101 yards for Miami, while Moore made only two catches, but finished with 96 yards for the Hurricanes.

SCORING

Miami	7	7	7	0	21
Nevada	2	9	3	6	20

BOWL GAME RECAPS

UM	Freeman 1 run (Peattie kick)
NEV	Team safety (Freeman intentional grounding EZ)
NEV	Mitchell 27 from Rowe (Rowe run failed)
UM	R. Moore 52 from Freeman (Peattie kick)
NEV	Jaekle 33 FG
NEV	Jaekle 31 FG
UM	Shields 78 pass from Freeman (Peattie kick)
NEV	Jaekle 44 FG
NEV	Jaekle 40 FG

2008 EMERALD BOWL

CAL 24, MIAMI 17

DECEMBER 27, 2008 • SAN FRANCISCO, CALIF.

Zack Follett forced a fumble by **Jacory Harris** deep in

Miami territory with 3:28 left and Anthony Miller scored the go-ahead touchdown on his first career catch moments later in California's 24-17 victory in the Emerald Bowl. Jahvid Best rushed for a bowl-record 186 yards and two touchdowns, yet the Golden Bears (9-4) still needed a big defensive play and an unlikely hero to hold off the Hurricanes (7-6) in front of a Bay Area crowd teeming with screaming Cal fans. Harris played well in the freshman's second career start, going 25-of-41 for 194 yards and two TDs. **LaRon Byrd** and **Thearon Collier** caught Harris' scoring passes for Miami, which tied it on **Matt Boshers**' 22-yard field goal with 9:13 to play.

SCORING

Miami	0	7	7	3	17
Cal	14	0	3	7	24

CAL	Best 1 run (Tavecchio kick)
CAL	Best 42 run (Tavecchio kick)
UM	Byrd 9 pass from Harris (Boshers kick)
UM	Collier 6 pass from Harris (Boshers kick)
CAL	Tavecchio 23 FG
UM	Boshers 22 FG
CAL	Miller 2 pass from Longshore (Tavecchio kick)

2009 CHAMPS SPORTS BOWL

WISCONSIN 20, MIAMI 14

DECEMBER 30, 2009 • ORLANDO, FLA.

John Clay had 121 yards rushing and two touchdowns, powering No. 24 Wisconsin past No. 14 Miami 20-14 in the Champs Sports Bowl. Scott Tolzien threw for 260 yards and Montee Ball added

61 yards rushing for the Badgers. Miami's **Jacory Harris** struggled before throwing a touchdown pass to **Thearon Collier** with 1:22 remaining. The Hurricanes recovered the onside kick, but Harris threw incomplete on fourth down to end any hope of a comeback. Harris, who threw for 188 yards, was slowed by an injured right thumb, a brace around his left leg and a Badgers team that smothered him with five sacks. Wisconsin's running game helped it hold the ball for nearly 40 minutes, leaving little time for Miami to work.

SCORING

(15) Miami	7	0	0	7	14
(25) Wisconsin	7	10	0	3	20

UM	Cooper 16 run (Boshers kick)
UW	Clay 3 run (Welch kick)
UW	Clay 3 run (Welch kick)
UW	Welch 37 FG
UW	Welch 29 FG
UM	Collier 14 pass from Harris (Boshers kick)

2010 HYUNDAI SUN BOWL

NOTRE DAME 33, MIAMI 17

DECEMBER 31, 2010 • EL PASO, TEXAS

Freshman QB Tommy Rees passed for 201 yards and two touchdowns to Michael Floyd as Notre Dame beat Miami, 33-17, in the Sun Bowl. Notre Dame (8-5) reached the end zone on three of its first four possessions. The Hurricanes trailed, 30-3, going into the fourth quarter. Miami scored twice in the fourth quarter when **Stephen Morris** threw a 6-yard TD pass to **Leonard Hankerson** and a 42-yard scoring play to **Tommy Streeter**, but it was too late by then. The Canes trailed, 27-0, late in the first half and the player with the most catches from a Hurricanes quarterback was Irish safety Harrison Smith, who intercepted three passes.

SCORING

Notre Dame	14	13	3	3	33
Miami	0	3	0	14	17



BOWL GAME RECAPS

ND	Floyd 3 pass from Rees (Ruffer kick)
ND	Floyd 34 pass from Rees (Ruffer kick)
ND	Wood 34 run (Ruffer kick)
ND	Ruffer 40 FG
ND	Ruffer 50 FG
UM	Bosher 47 FG
ND	Ruffer 19 FG
UM	Hankerson 6 pass from Morris (Bosher kick)
UM	Streeter 42 pass from Morris (Bosher kick)
ND	Tausch 34 FG

2013 RUSSELL ATHLETIC BOWL

LOUISVILLE 36, MIAMI 9

DECEMBER 28, 2013 • ORLANDO, FLA.

Teddy Bridgewater threw three touchdowns and ran for another score to lead No. 18 Louisville to a 36-9 win over future ACC rival Miami. Bridgewater threw for a career-high 447 yards on 35-of-45 passing. Miami opened the game with a bang, as **Deon Bush** sacked Bridgewater in the end zone for a safety. After that, Louisville reeled off 36 unanswered points. Freshman RB **Gus Edwards** rushed for a team-high 38 yards and a touchdown, while QB **Stephen Morris** completed 12-of-27 passes for 160 yards and was sacked four times in his final game in a Miami uniform.

SCORING

Miami	2	0	0	7	9
(18) Louisville	6	16	7	7	36

UM	Bush safety
UL	Wallace 36 FG
UL	Wallace 43 FG
UL	Wallace 42 FG
UL	Parker 26 pass from Bridgewater (Wallace kick)
UL	Harris 12 pass from Bridgewater (Wallace kick)
UL	Perry 24 pass from Bridgewater (Wallace kick)
UL	Bridgewater 1 run (Wallace kick)
UM	Edwards 2 run (Goudis kick)

2014 INDEPENDENCE BOWL

SOUTH CAROLINA 24, MIAMI 21

DECEMBER 27, 2014 • SHREVEPORT, LA.

Duke Johnson rushed for 132 yards and added another 51 yards on five receptions but Miami fell to South Carolina, 24-21, in the Duck Commander Independence Bowl. Johnson's performance tied him with Clinton Portis and Edgerrin James for the most career 100-yard games with 14. Miami's **Brad**

Kaaya threw for 236 yards, one touchdown and one interception.

SCORING

Miami	3	3	8	7	21
South Carolina	0	17	0	7	24

UM	Badgley 27 FG
UM	Badgley 26 FG
SC	Cooper 78 pass from Thompson (Fry kick)
SC	Davis 15 pass from Thompson (Fry kick)
SC	Fry 32 FG
UM	Edwards 3 run (Lewis pass from Kaaya)
SC	Thompson 2 run (Fry kick)
UM	Dorsett 11 pass from Kaaya (Badgley kick)

2015 HYUNDAI SUN BOWL

WASHINGTON STATE 20, MIAMI 14

DECEMBER 26, 2015 • EL PASO, TEXAS

Luke Falk threw two touchdown passes to lead Washington State to a 20-14 victory over Miami in the snowy Sun Bowl. Washington State led 20-7 at the half and looked in total control, limiting Miami to three first downs over the second and third quarters. The Hurricanes rallied in a blizzard in the fourth. **Braxton Berrios'** 60-yard end-around run set up **Mark Walton's** 5-yard scoring run that cut it to 20-14 with 13:10 left. The Cougars, the top passing team in the nation during the regular season, were shut out in the second half, leaving it to their defense to wrap up the victory. After a Cougars punt, the Hurricanes were at the Washington State 28, but an end-over-end halfback pass from **Joe Yearby** was intercepted by Shalom Lunai with 2:58 to play to seal it for Washington State. **Brad Kaaya** was 17-of-30 for 219 yards with one interception. He appeared to give the Hurricanes a 14-7 lead in the second quarter when he connected in the end zone with receiver **Rashawn Scott**, but the ball came out of Scott's hands and was intercepted by Peyton Pelluer.

SCORING

Miami	7	0	0	7	14
Washington St.	7	13	0	0	20

WSU	Morrow 31 pass from Falk (Powell kick)
UM	Coley 4 pass from Kaaya (Badgley kick)
WSU	Powell 30 FG
WSU	Marks 25 pass from Falk (Powell kick)
WSU	Powell 25 FG
UM	Walton 5 run (Badgley kick)

BOWL GAME RECAPS

2016 RUSSELL ATHLETIC BOWL

MIAMI 31, WEST VIRGINIA 14

DECEMBER 28, 2016 • ORLANDO, FLA.

In dire need of some offense and with his team trailing West Virginia early in the Russell Athletic Bowl, University of Miami head coach Mark Richt called a simple hitch route to open the Hurricanes' seventh offensive series. Freshman wide receiver **Ammon Richards** caught a pass and blew by four defenders for a 51-yard touchdown, jumpstarting a dominant stretch by Russell Athletic Bowl MVP **Brad Kaaya** that propelled Miami to its first bowl win since 2006, 31-14 over West Virginia. After Kaaya hit Richards, 48,625 fans watched the junior complete 18 of his next 20 passes, a streak that included a Miami bowl record-tying four touchdown passes. The Hurricanes (9-4) offense had strung together six straight three-and-outs and totaled just 31 yards over their first six drives, but something clicked for Miami after the Richards touchdown. Miami scored points on five straight possessions, including touchdown passes from Kaaya to **Malcolm Lewis**, **Braxton Berrios** and **David Njoku**. Kaaya's four touchdown passes matched Craig Erickson's performance in the 1991 Cotton Bowl.

SCORING

West Virginia	7	0	7	0	14
Miami	0	21	10	0	31

WVU	McKoy 6 run (Molina kick)
UM	Richards 51 pass from Kaaya (Badgley kick)
UM	Lewis 3 pass from Kaaya (Badgley kick)
UM	Berrios 26 pass from Kaaya (Badgley kick)
UM	Njoku 23 pass from Kaaya (Badgley kick)
WVU	Howard 4 run (Molina kick)
UM	Badgley 30 FG

2017 CAPITAL ONE ORANGE BOWL

WISCONSIN 34, MIAMI 24

DECEMBER 30, 2017 • MIAMI GARDENS, FLA.

In a battle of two teams with outstanding defenses, few could have predicted a game that would feature 58 combined points scored. But an unexpected back-and-forth shootout is exactly what happened at Hard Rock Stadium, as the No. 6 Wisconsin Badgers outscored the No. 10 Miami Hurricanes, 34-24, to win the 2017 Capital One Orange Bowl. Miami (10-3, 7-1 ACC) entered the

game looking to run the ball effectively and limit the Wisconsin (13-1, 12-0 Big Ten) ground game and they accomplished both. The Hurricanes totaled 377 yards of offense, including 174 rushing yards. The Badgers had allowed 150 rushing yards or fewer in 12 of 14 games this season. The Canes also held Wisconsin to just 142 rushing yards after the Badgers averaged 229 rushing yards per game this season. But Miami could not find a solution for Wisconsin quarterback Alex Hornibrook, who threw for 258 yards and four touchdowns en route to game MVP honors. **DeeJay Dallas** and **Travis Homer** each scored rushing touchdowns for the Hurricanes, while **Lawrence Cager** hauled in a 38-yard scoring strike. The loss dropped Miami's all-time Orange Bowl record to 6-4.

SCORING

Wisconsin	3	21	3	7	34
Miami	14	0	7	3	24

WIS	Gaglianone 35 FG
UM	Homer 5 run (Badgley kick)
UM	Dallas 39 run (Badgley kick)
WISC	Davis 20 pass from Hornibrook (Gaglianone kick)
WISC	Taylor 16 pass from Hornibrook (Gaglianone kick)
WISC	Davis 5 pass from Hornibrook (Gaglianone kick)
UM	Cager 38 pass from Rosier (Badgley kick)
WISC	Gaglianone 47 FG
UM	Badgley 41 FG
WISC	Davis 6 pass from Hornibrook (Gaglianone kick)

2018 NEW ERA PINSTRIPE BOWL

WISCONSIN 35, MIAMI 3

DECEMBER 27, 2018 • NEW YORK, N.Y.

The Canes faced the Badgers in a bowl game for the second straight year and were hungry to avenge their 2017 loss to Wisconsin in the Capital One Orange Bowl. But Badgers' All-American running back Jonathan Taylor posted a 205-yard rushing performance and Wisconsin's defense forced five turnovers to ensure a 35-3 victory at Yankee Stadium. The Badgers wasted little time showing they meant business, driving 65 yards in just 3:04 to take a lead in the first quarter. UW doubled its momentum when the Badgers' Eric Burrell picked off Miami quarterback **Malik Rosier** on the Canes' first play from scrimmage and returned the ball to the UM 7. One play later, Taylor made it 14-0. The Canes continued to shine defensively. With their second sack of the



BOWL GAME RECAPS

night, a four-yard loss by **Michael Pinckney**, Miami set the single-season record for tackles for loss in a season. The Canes finished with 10 tackles for loss on the night and closed out the season with a school record 136 TFLs. Miami's previous record of 130 was set in 1999.

SCORING

Miami	3	0	0	0	3
Wisconsin	14	0	7	14	35

UW	Pryor 35 pass from Coan (Gaglianone kick)
UW	Taylor 7 run (Gaglianone kick)
UM	Baxa 33 yd field goal
UW	Ingold 2 run (Gaglianone kick)
UW	Coan 7 run (Gaglianone kick)
UW	Deal 1 run (Gaglianone kick)

2019 WALK-ON'S INDEPENDENCE BOWL LOUISIANA TECH 14, MIAMI 0 DECEMBER 26, 2019 • SHREVEPORT, LA.

The Miami Hurricanes fell short in a defensive battle at the 2019 Walk-On's Independence Bowl, 14-0. The game featured a combined 18 punts between both teams, with each side punting the ball nine times to set new Independence Bowl records. The two teams also forced four turnovers and combined for seven sacks and nine tackles for loss, showing that offensive success was hard to come by. ACC Freshman of the Year **Gregory Rousseau** came up with a nine-yard sack on third and 31 to force a punt by the Bulldogs in the first quarter. The sack by Rousseau was his 15th of the year. Team captain **Shaquille Quarterman** made his UM record 52nd career start and finished the game with 11 tackles. Freshman **Sam Brooks** had a team-high 12 tackles and 0.5 TFLs in his first career start. Leading 7-0 late in the contest, the Bulldogs solidified the victory with 1:15 remaining in the game, with QB J'Mar Smith rushed into the end zone from eight yards out to put Louisiana Tech up by 14 points. With the win, the Bulldogs secured their first 10-win season since 1984.

SCORING

Louisiana Tech	0	7	0	7	14
Miami	0	0	0	0	0

LT	Tucker 26 yd pass from Smith (Hale kick)
LT	Smith 8 yd rush (Hale kick)

COLLEGE AND PRO FOOTBALL HALLS OF FAME




JIM OTTO

PRO FOOTBALL HALL OF FAME INDUCTEE (1980)

CENTER (1957-59)

The Wausau, Wis., native was awarded the NFL's most prestigious honor his first year of eligibility in 1980 and was the first Hurricanes player so honored...a two-year starter for the Hurricanes (1958-59), Otto went on to one of the most prolific careers in the history of pro football...made his jersey number 00 famous through 210 consecutive starts and 308 total games (both team records) for the AFL and NFL Oakland Raiders...earned All-Pro all 10 seasons of the AFL's existence (1960-69) and was chosen All-AFC...played in the NFL Pro Bowl the first three seasons after the leagues merged.



TED HENDRICKS

PRO FOOTBALL HALL OF FAME INDUCTEE (1990)

COLLEGE FOOTBALL HALL OF FAME INDUCTEE (1987)

DEFENSIVE END (1966-68)

The only Hurricane to have his number retired at UM and be inducted into both the Pro and College Football Halls of Fame...was the first UM player selected to the College Football Hall of Fame, entering the Hall in 1986...Miami's only three-time All-American (1966, 1967, 1968)...placed fifth in Heisman Trophy voting in 1968...the "Mad Stork" came out of the University of Miami and immediately became a force in the NFL...switched from defensive end to linebacker and spent five years with the Baltimore Colts, one with the Green Bay Packers and nine with the Oakland/Los Angeles Raiders...Hendricks played on four Super Bowl championship teams: the 1970 Colts, 1976 and 1980 Oakland Raiders

and 1983 Los Angeles Raiders...the second Hurricanes player to receive pro football's highest honor, Hendricks was inducted into the Hall in 1990.



JIM KELLY


PRO FOOTBALL HALL OF FAME INDUCTEE (2002)

QUARTERBACK (1979-82)

East Brady, Pa., native was one of the key players in the rejuvenation of the University of Miami football program...engineered milestone victories over Penn State (1979, 1981) and Notre Dame (1981), along with UM's 1980 Peach Bowl win over Virginia Tech...played in the NFL from 1986 to 1996 with the Buffalo Bills after three seasons with the USFL's Houston Gamblers (1983-85)...selected by the Bills in the first round (14th player overall) of the 1983 NFL draft...joined the Bills in 1986...became the fourth-fastest quarterback in NFL history to reach 30,000 yards passing...passed for more than 3,000 yards in a season eight times...mastered the no-huddle offense that became a Bills' trademark...led Buffalo to an unprecedented four straight Super Bowl appearances...at the time of his retirement, his 84.4 passer rating ranked sixth all-time, his 35,467 career passing yards ranked 10th, his 2,874 completions ranked eighth, and his 237 touchdowns ranked 13th...led the NFL in passing in 1990, posting a 101.2 passer rating, only the fifth quarterback to maintain a rating over 100...led the AFC in passing in 1991...named to five Pro Bowls...All-Pro in 1991, All-Pro second team in 1990 and 1992...Inducted into the Pro Football Hall of Fame in 2002.



COLLEGE AND PRO FOOTBALL HALLS OF FAME



JACK HARDING

COLLEGE FOOTBALL HALL OF FAME INDUCTEE (1980)

HEAD COACH (1937-42, 1945-47)

Came to Miami as athletics director and head coach in 1937 and became UM's first football legend...compiled a record of 54-32-3 in nine seasons, surrounding a two-year stint in the Navy during World War II...moved the Hurricanes to major college status and gained a reputation as a nationally respected coach and administrator...served 26 years as athletics director at Miami until his death in 1963...inducted in the Hall of Fame in 1980.



ANDY GUSTAFSON

COLLEGE FOOTBALL HALL OF FAME INDUCTEE (1985)

HEAD COACH (1948-63)

Led UM to a 93-65 record in 16 seasons as head coach in what became known as "The Glory Years" of Hurricane football...developed the "Drive Series" belly option, considered the forerunner of the veer and wishbone offenses...his teams went to four bowl games and nine players earned first team All-America status...inducted into the College Football Hall of Fame in 1985.



DON BOSSELER

COLLEGE FOOTBALL HALL OF FAME INDUCTEE (1990)

RUNNING BACK (1953-56)

Former Hurricane All-American (1956), Bosseler joined his old Miami coach, Andy Gustafson in the Hall...Bosseler led his team to an 8-1-1 record and No. 6 ranking in 1956, UM's highest ranking until the 1983 National Championship...he was not only an All-American, but he was the team captain, voted the outstanding player in Florida, the Senior Bowl MVP and picked for the College All-Star game...the Washington Redskins drafted him in the first round in 1957 and he gained 3,112 yards over an eight-year career...gained 1,642 yards rushing in his UM career...inducted into the Hall of Fame in 1990.



BENNIE BLADES

COLLEGE FOOTBALL HALL OF FAME INDUCTEE (2006)

SAFETY (1985-87)

Named first-team All-America in both 1986 and 1987 by both Associated Press and United Press International, adding honors as a senior in 1987 from Kodak, The Sporting News, the Walter Camp Foundation and the Football Writers Association of America...received the Jim Thorpe Award as college football's best defensive back in 1987, when he led UM to the national championship and a 12-0 record...as a senior, made 124 tackles, intercepted five passes and was named a consensus All-American...ended his UM career as the school's all-time leader with 19 interceptions and 305 interception return yards (both since broken)...also set school records for most consecutive

COLLEGE AND PRO FOOTBALL HALLS OF FAME

games with an interception (five), total tackles by a safety (286), and unassisted tackles by a safety (155)...led the nation in interceptions in 1986 (0.91 per game)...was a first-round draft choice of the Detroit Lions (the third pick overall) in the 1988 NFL Draft.



ARNOLD TUCKER

COLLEGE FOOTBALL HALL OF FAME INDUCTEE (2008)

QUARTERBACK (MIAMI 1943, ARMY 1944-46)

Played for the University of Miami in 1943...part of three national championship teams with Army (1944-46)...was undefeated at Army, leading his fellow cadets to an unparalleled 27-0-1 record during his career...Earned All-America honors in 1946...passed for 1,127 yards and 10 touchdowns in his three-year campaign...later served in numerous capacities for both the Army and Air Force, including Deputy Chief of Operations for the 5th AF in Japan from 1968-1970 and Commanding Officer of the 16th Special Operations Squadron in Thailand in 1970...from 1971-74, Tucker acted as Commanding Officer of the Army ROTC program at the University of Miami...he retired as a Lieutenant Colonel and presently lives in the Miami area.



MICHAEL IRVIN

PRO FOOTBALL HALL OF FAME INDUCTEE (2007)

WIDE RECEIVER (1985-87)

Three-time Super Bowl champion and leader of UM's 1987 national championship team ... One of the elite receivers in Dallas Cowboys and NFL history ... Cowboys' first-round pick in 1988, the 11th player overall ... Played 12 seasons ... Selected to five straight Pro Bowls (1991-95) ... Led the

NFL with 1,523 yards on 93 receptions in 1991 ... Recorded 1,000-yard seasons in all but one year from 1991-98 ... Set an NFL record with 11 100-yard games in 1995...Totaled 750 receptions for 11,904 yards and 65 touchdowns ... Had 47 100-yard games ... Named to NFL's All-Decade Team of the 1990s ... Teamed with quarterback Troy Aikman and running back Emmitt Smith to give the Cowboys' three of the top play-makers in pro football ... Won back-to-back Super Bowls over the Buffalo Bills (XXVII and XXVIII) and over the Pittsburgh Steelers (XXX) ... Had his finest season in 1995 with 111 receptions for 1,603 yards and 10 touchdowns ... Fort Lauderdale native who attended St. Thomas Aquinas High School ... Inducted into the Pro Football Hall of Fame in 2007.



GINO TORRETTA


COLLEGE FOOTBALL HALL OF FAME INDUCTEE (2009)

QUARTERBACK (1989-92)

Selected for induction into the College Football Hall of Fame by the National Football Foundation and College Hall of Fame on April 30, 2009 ... Fifth Miami player to be selected into the Hall, joining former Canes Bennie Blades (2006), Arnold Tucker (2008), Don Bosseler (1990) and Ted Hendricks (1987) ... Member of the 1989 and 1991 national championship teams ... Awarded unanimous First Team All-America honors and the Heisman Trophy in addition to the Davey O'Brien, Johnny Unitas Golden Arm, Maxwell and Walter Camp awards as a senior in 1992 ... Finished his Miami career with 11 school passing records, including career attempts (991), completions (555), yards (7,690), total offense (7,772), longest pass (99 yards to Horace Copeland vs. Arkansas, an NCAA record) and most passing yards in a game (485 vs. San Diego State) ... A 2008 Ring of Honor inductee ... Led Miami to a 26-2 record as a starter and was part of Miami's NCAA record 58-game home winning streak.



COLLEGE AND PRO FOOTBALL HALLS OF FAME



RUSSELL MARYLAND

COLLEGE FOOTBALL HALL OF FAME INDUCTEE (2011)
DEFENSIVE TACKLE (1987-90)

Maryland was a member of Miami's 1987 and 1989 National Championship teams ... Most prolific work came as senior in 1990 ... During final season with Canes, he recorded 96 tackles (54 solo), including 10.5 quarterback sacks, seven tackles for losses and 19 quarterback pressures ... Also forced five fumbles and broke up two passes ... Became first Hurricane to win 1990 Outland Trophy, given to best defensive lineman in college football ... Also a unanimous All-America selection and named UPI Lineman of the Year ... Best game came in 1991 Cotton Bowl against Texas ... Recorded three sacks for loss of 28 yards and nine tackles, while Hurricanes' defense caused five Longhorn turnovers, each leading to UM touchdowns ... Finished college career with 279 tackles, 25 tackles for losses and 20.5 quarterback sacks ... Jack Harding Most Valuable Player Award winner in 1990 and led Hurricanes to four consecutive bowl berths, two national championships and overall record of 45-3-0 during career ... In 1991 NFL Draft, Maryland was selected as first overall pick by Dallas Cowboys ... Pro Bowl selection in 1993 and won three Super Bowls with Cowboys in 1992, 1993 and 1995 ... Played professionally for nine years with Cowboys (1991-95), Oakland Raiders (1996-99) and Green Bay Packers (2000).



CORTEZ KENNEDY

PRO FOOTBALL HALL OF FAME INDUCTEE (2012)
DEFENSIVE TACKLE (1988-89)

Fifth Hurricane player to be enshrined in Canton, joining Jim Otto (1980), Ted Hendricks (1990), Jim Kelly (2002) and Michael Irvin (2007) ... Kennedy registered 58 sacks and scored one touchdown on fumble recovery in his 11-season career with the Seattle Seahawks ... No. 3 overall pick in the 1990 NFL Draft, Kennedy had a streak of 116 games played, earned selection to eight Pro Bowls (1992-97, 1999, 2000) and missed just nine games out of a possible 176 in his career ... As a senior defensive tackle in 1989, he emerged as a dominant force on what many considered to be the nation's top defensive line unit ... Kennedy started all 12 games and his tenacious defense helped lead UM to a 11-1 season, a victory in the Sugar Bowl over Alabama and the 1989 National Championship ... Earned second-team AP All-American honors.



JIMMY JOHNSON

COLLEGE FOOTBALL HALL OF FAME INDUCTEE (2012)
PRO FOOTBALL HALL OF FAME INDUCTEE (2020)
HEAD COACH (1979-88)

Johnson was ninth Miami Hurricane inducted into College Football Hall of Fame and the third coach from the Hurricanes to be enshrined ... Selected to Pro Football Hall of Fame in 2019 ... In his five seasons at UM (1984-88), Johnson compiled a 52-9 record and guided the Canes to the 1987 National Championship ... Miami went a perfect 12-0 in 1987 and defeated six nationally ranked teams, including a 20-14 victory over then-No. 1 Oklahoma in the

COLLEGE AND PRO FOOTBALL HALLS OF FAME

Orange Bowl ... Including his five seasons as the head coach of Oklahoma State, Johnson's career collegiate record stands at 81-34-3 ... Johnson left Miami after the 1988 season to replace the legendary Tom Landry as head coach of the Dallas Cowboys...His five-year stay in Dallas culminated with back-to-back Super Bowl wins in 1992 and 1993... Johnson is one of just six men to coach consecutive Super Bowl champions.



VINNY TESTAVERDE

COLLEGE FOOTBALL HALL OF FAME INDUCTEE (2013)
QUARTERBACK (1982, 1984-86)

Seventh Miami Hurricane player (10th overall) inducted into College Football Hall of Fame ... One of the greatest quarterbacks in school history, Testaverde was Miami's first Heisman Trophy winner in 1986, while also winning the Walter Camp Player of the Year Award, Maxwell Award and Davey O'Brien Trophy ... Led the Hurricanes to three bowl berths, including the 1987 Fiesta Bowl, which determined the national champion ... A redshirt on Miami's 1983 national championship team ... Went 23-3 as a starter playing for legendary coaches Howard Schnellenberger and Hall of Famer Jimmy Johnson ... Tampa Bay selected Testaverde as the No. 1 overall selection in the 1987 NFL Draft ... Pro career spanned 21 seasons with seven different teams ... 1998 All-Pro and two-time Pro Bowl selection finished his NFL career seventh all-time in passing yards (46,233) and eighth in touchdowns (275).



WARREN SAPP

PRO FOOTBALL HALL OF FAME INDUCTEE (2013)
DEFENSIVE TACKLE (1992-94)

Sixth Miami Hurricane enshrined in the Pro Football Hall of Fame ... Sapp spent 13 seasons in the NFL (198 games), playing for the Tampa Bay Buccaneers (1995-2003) and the Oakland Raiders (2004-07) ... A first-round pick (12th overall) by Tampa Bay in the 1995 NFL Draft, Sapp started for the Bucs en route to earning All-Rookie Team honors in 1995 ... Amassed 96.5 career sacks despite playing on interior of defensive line ... Named 1999 NFL Defensive Player of the Year after helping lead Tampa Bay to its first division title in 18 years ... A year later, he recorded a career-high 16.5 sacks in 2000. He led the Buccaneers to a 48-21 win over Oakland in Super Bowl XXXVII ... Second-team All-NFL selection in 1997 and 1998, he was selected to seven Pro Bowls and was named to the NFL's All-Decade Teams of the 1990s and 2000s ... Sapp finished his professional career with 569 tackles, 96.5 sacks, eight forced fumbles and four interceptions ... A two-time All-BIG EAST selection, Sapp was awarded the Bronko Nagurski Trophy (best defensive player), Rotary Lombardi Award (best lineman or linebacker) and the Bill Willis Award (best defensive lineman) in 1994 ... Earned BIG EAST Defensive Player of the Year honors the same year, finishing the season with 84 tackles, 10.5 sacks, four forced fumbles and three fumble recoveries.



RAY LEWIS

PRO FOOTBALL HALL OF FAME INDUCTEE (2018)
LINEBACKER (1993-95)

Seventh Hurricane enshrined in the Pro Football Hall of Fame...Named All BIG-EAST in 1994 and 1995...Voted Jack Harding MVP of the team after the 1995 season...Opted for NFL Draft and became a first-round pick of the Baltimore Ravens...Twice named *Associated Press* Defensive Player of the Year (2000, 2003)...Became second player in league history to earn NFL Defensive Player of the Year and Super Bowl MVP in same season...Started at middle linebacker in four AFC



COLLEGE AND PRO FOOTBALL HALLS OF FAME


Championship Games and two Super Bowls...Led Ravens in tackles 14 seasons (1996-2001, 2003-04, 2006-11)...Earned MVP honors in Ravens' 34-7 victory in Super Bowl XXXV...Named All-Pro eight times...Voted to 12 Pro Bowls...Selected to NFL All-Decade Team of 2000s...First player in NFL history with 40 sacks and 30 interceptions in a career...Recorded 41.5 career sacks and 31 interceptions returned for 503 yards and three touchdowns...Recovered a team-record 20 fumbles...Amassed franchise record 2,643 career tackles...Finished with 50 career takeaways, ranking second among linebackers since 1970 merger...



ED REED

COLLEGE FOOTBALL HALL OF FAME INDUCTEE (2018)
PRO FOOTBALL HALL OF FAME INDUCTEE (2019)
DEFENSIVE BACK (1998-2001)

Eighth Miami Hurricane player (11 overall) inducted into College Football Hall of Fame ... One of the greatest safeties in college football history, Reed twice earned first-team All-America honors while guiding the Hurricanes to a national championship in 2001...Led the Hurricanes to four consecutive bowl victories, ending career with perfect 12-0 record and 2001 national championship win over Nebraska...2001 BIG EAST Defensive Co-Player of the Year led Hurricanes to consecutive conference titles in 200 and 2001 and win over Florida in 2001 Sugar Bowl...A finalist for 2001 Jim Thorpe Award, Reed was a three-time All-BIG EAST selection, earning first-team honors in final two seasons...21 career interceptions and 389 career interception return yards both stand as Miami and BIG EAST records...Had stretch of four straight games with at least one interception in both 2000 and 2001... Holds Miami school record with four interceptions returned for touchdowns...Teams compiled a 41-8 record in his four years at The U and he was a 2017 Miami Ring of Honor inductee.



DENNIS ERICKSON

COLLEGE FOOTBALL HALL OF FAME INDUCTEE (2019)
HEAD COACH (1989-1994)

Coaching career was highlighted by two national titles at Miami...Led his teams to 12 bowl games and at least a share of six conference titles in 23 successful seasons...Posted a 63-9 record and an 87.5 winning percentage at Miami, which remains highest in school history...Only coach to win two national titles at Miami (1989, 1991)... His Hurricanes played in two other national championship games (1992, 1994)...1989 national title earned Erickson distinction of being only second Division I head coach to win national crown in first season at a school...1991 Miami squad would be named national champion after becoming the second team in school history to finish 12-0. Won conference coach of the year honors and guided the Canes to conference titles in three of four seasons after UM joined the BIG EAST in 1991...Boasted 35-1 home record, he led Miami to bowl games in all six seasons and the Canes never finished lower than No. 3 from 1989-1992... Became first coach to earn Pac-12 Coach of the Year honors at three different institutions.



EDGERRIN JAMES

PRO FOOTBALL HALL OF FAME INDUCTEE (2020)

RUNNING BACK (1996-1998)

Totaled 2,960 rushing yards and 32 rushing touchdowns in three seasons...Ranks fourth in career rushing yardage at Miami and second in career touchdowns...Averaged 128.7 rushing yards per game for career, second-best mark in program history...Tied for career lead with 14 100-yard rushing games...Has top two rushing games in Miami history: 299 yards on 39 attempts vs. UCLA in 1998 and 271 yards on 33 attempts at Boston College in 1997...Drafted in the first round (4th overall) of the 1999 NFL Draft by the Indianapolis Colts and was named the 1999 AP Offensive Rookie of the Year...Four-time Pro Bowl selection, two-time first-team All-Pro, two-time NFL rushing yards leader...Indianapolis Colts Ring of Honor selection...Ranks 13th in NFL history with 12,246 career rushing yards.



FIRST-TEAM ALL-AMERICANS

AL CARAPPELLA (T, 1950)

Miami's first first-team All-America selection by The Associated Press ... Converted fullback, Carapella became star on the defensive line.

JIM DOOLEY (HB, 1951)

First-team All-American by The Associated Press ... first player at Miami to have jersey retired (42) ... topped 1,000-yard rushing mark in UM career ... set UM bowl record with four interceptions vs. Clemson in 1952 Gator Bowl ... member of Gator Bowl Hall of Fame ... UM's first first-round NFL selection (Chicago Bears) ... Chicago Bears head coach from 1968-71 (20-36, .357).

NICK CHICKILLO (G, 1952)

First-team All-American by The Associated Press ... Standout player on both the offensive and defensive line while playing in the glory days of the early 1950s ... Regarded as one of the truly great 60-minute men in program history ... Driving force behind UM squads which split Orange Bowl Classic games with Clemson in 1950 and 1951 ... Three-year starter for the Canes.

FRANK McDONALD (E, 1954)

First-team All-American by Sporting News ... led Hurricanes in pass receiving in each of 1952-54 seasons ... finished UM career with 69 receptions for 855 yards seventh-round draftee of Baltimore Colts.

DON BOSSELER (FB, 1956)

First-team All-American by The Associated Press ... rushed for 1,642 yards which ranked second all-time at end of UM career ... first-round draftee of Washington Redskins in 1957 NFL Draft ... left Redskins after the 1964 season as Washington's all-time leading rusher (3,112 yards) ... inducted in College Football Hall of Fame in December 1990.

FRAN CURCI (QB, 1959)

First-team All-American by The Associated Press ... garnered Academic All-American honors ... had 1,328 yards in total offense as senior ... in 1959, completed 100 of 195 passes for 1,068 yards ... served as UM's head football coach for 1971 and 1972 seasons ... member of Florida Sports Hall of Fame.

BILL MILLER (WR, 1960 & 1961)

Consensus All-American in 1961 ... First-team All-American by The Associated Press, United Press International, Newspaper Enterprise Association, *Sporting News*, Football Writers Association of America and American Football Coaches Association as senior ... became first UM junior to earn first-team All-America honors in 1960 (FWAA) when he caught 26 passes for 413 yards and five touchdowns ... third-round draftee of NFL's Minnesota Vikings and second-round pick of Dallas Texans (AFL).

GEORGE MIRA, SR. (QB, 1962 & 1963)

First-team All-American by *Look Magazine* (Football Writers Association of America), The Associated Press and CBS Television ... One of only four players in UM football history to have jersey retired (10) ... finished fifth in 1962 Heisman Trophy balloting ... led nation in total offense as senior (2,318 yards) ... tied NCAA record for career pass completions (368, Don Klosterman of Loyola, California) ... named Amateur Athlete of the Year in Florida by Florida Sportswriters Association in 1962 ... nicknamed "The Matador" ... second-round draftee of NFL's San Francisco 49ers ... member of Florida Sports Hall of Fame.

DAN CONNERS (T, 1963)

First-team All-American by *Sporting News* ... played both ways for Hurricanes ... on defense, established UM total tackles record (64) as senior ... finished career with 202 total tackles ... second-round draftee of AFL's Oakland Raiders.

ED WEISACOSKY (DE, 1965)

First-team All-America accolades from The Associated Press ... still holds UM mark for most total tackles in season (164, 1965) and solo tackles (112, 1965) ... tallied 297 total tackles in UM career ... sixth-round draftee of Miami Dolphins ... eight-year veteran of pro football (Giants, 49ers, Patriots and Dolphins).

TED HENDRICKS (DE, 1966, 1967 & 1968)

Miami's second inductee into Pro Football Hall of Fame (1990, after Jim Otto) after playing for Baltimore Colts, Oakland Raiders and Green Bay Packers ... one of four UM inductees in National Football Foundation College Football Hall of Fame

FIRST-TEAM ALL-AMERICANS

... three-time University of Miami All-American ... only UM football player to receive All-America acclaim three consecutive years ... as senior in 1968, was named UPI Lineman of the Year ... consensus All-American in 1967 and 1968 ... first-team All-America by UPI, AP, FWAA, NEA, *Football News*, *Sporting News*, *Time* and the Walter Camp Football Foundation in 1968 ... finished fifth in 1968 Heisman Trophy balloting ... still holds UM's career mark for tackles by defensive end (227) and fumble recoveries (12) ... had UM season-record five fumble recoveries in 1968 ... second-round draftee of Baltimore Colts in 1969.

TOM BEIER (DB, 1966)

Consensus All-American following UM's 1966 (8-2-1) campaign ... first-team All-America by Newspaper Enterprise Association, The Associated Press, United Press International, Football Writers Association of America, America Football Coaches Association, Central Press and *New York Daily News* ... still holds UM record for career tackles by cornerback (120) and season mark for tackles by CB (73) ... 10th-round draftee of Miami Dolphins.

HAROLD SEARS (LB, 1971)

First-team All-American by The Associated Press ... named AP Lineman of the Week for 26-tackle (21 solos) performance vs. Notre Dame (October 9, 1971) ... recorded 117 total tackles as senior.

CHUCK FOREMAN (RB, 1972)

First-team All-American by *Sporting News* ... ranks fifth all-time on UM charts with 3,365 all-purpose yards ... had five career 100-yard rushing performances, returned 42 kickoffs for 882 yards and accumulated 17 touchdowns ... ranks fourth and sixth all-time for all-purpose yards in season (1,555 in 1972 and 1,467 in 1971) ... finished UM career rushing for 1,631 yards and caught 56 passes for 732 yards ... first-round draftee of Minnesota Vikings.

BURGESS OWENS (DB, 1972)

First-team All-American by *Time* magazine and *Sporting News* ... earned first-team All-South Independent team honors ... recorded 160 tackles, eight interceptions and three fumble recoveries in Miami career ... most valuable defensive player of

1973 Senior Bowl ... first-round draftee of New York Jets.

TONY CRISTIANI (MG, 1972 & 1973)

First-team All-America by Football Writers Association of America and Walter Camp Football Foundation ... first-team All-South Independent by The Associated Press ... had 279 total tackles at UM...as senior, tallied 102 total tackles ... in 1972, recorded 84 tackles including 15 quarterback sacks.

RUBIN CARTER (NG, 1974)

First-team All-America by United Press International and Kodak ... first-team All-South Independent by The Associated Press in 1973 and 1974 ... ended career with 306 total tackles ... holds UM school mark for tackles in season by defensive tackle (98, 1973) and tied for seventh in total tackles in season with 147 ... fifth-round draftee of Denver Broncos.

DENNIS HARRAH (OT, 1974)

First-team All-America honors from *Sporting News* and *Time* magazine ... named first-team All-South Independent by The Associated Press in 1973 and 1974 ... first-round draftee of Los Angeles Rams.

EDDIE EDWARDS (DT, 1976)

First-team All-American by *Sporting News* ... played in the 1977 Hula Bowl and Japan Bowl ... winner of the Jack Harding Memorial MVP Award in 1976 ... averaged 13 tackles and had a team-leading 11 sacks as a senior ... high school teammate of fellow UM All-American Don Latimer ... first-round draftee of the Cincinnati Bengals.

DON LATIMER (MG, 1977)

First-team All-American by *Sporting News*...played in the 1978 Blue-Gray Classic and Senior Bowl ... set a UM record with 15 QB sacks as a senior ... high school teammate of Eddie Edwards ... first-round draftee of the Denver Broncos.

DON SMITH (DT, 1978)

First-team All-America accolades from Kodak and *Sporting News* ... named to the Associated Press All-South Independent team ... preseason *Playboy* All-America in 1978 ... in 1977, named first-team AP All-South Independent and winner of the Jack Harding Memorial MVP Award ... first-round draftee



FIRST-TEAM ALL-AMERICANS

of the Atlanta Falcons.

JIM BURT (MG, 1980)

First-team All-American by the Newspaper Enterprise Association ... member of the All-South Independent team by Associated Press ... 1981 Peach Bowl Most Valuable Player (Defensive) ... holds the UM all-time record for fumble recoveries in a game with four versus Vanderbilt (November 15, 1980) ... all-time career record holder for tackles by a middle guard (177) and assists by a middle guard (86).

FRED MARION (DB, 1981)

First-team All-America honors by United Press International, Kodak and *The Football News* ... holds the UM career mark for most assists by a safety (152) ... held the UM career mark for interceptions (16 for 170 yards) and consecutive games with an interception (4), until broken by Bennie Blades (1984-87) ... had a team-leading seven interceptions during the 1980 campaign ... fifth-round draftee of the New England Patriots.

DANNY MILLER (K, 1981)

First-team All-America by *The Football News* and the Mizlou Sports Network ... first-team All-South Independent ... kicked the longest field goal in UM history (57 yards) at Florida State on November 7, 1981 ... most remembered for his 55-yard field goal (2nd longest all-time) off the right upright to defeat Florida, 21-20, in 1981 ... 11th-round draftee of the Washington Redskins.

LESTER WILLIAMS (DT, 1981)

First-team All-America honors by the Walter Camp Football Foundation, *Playboy*, Kodak, and Mizlou ... named first-team All-America and Lineman of the Year by *Parade* magazine ... holds the UM career record for most tackles by a defensive tackle (210) ... first-round draftee of the New England Patriots.

JAY BROPHY (LB, 1983)

First-team All-America by *The Football News* ... named first-team All-South Independent as a senior and junior ... led the Miami defense to its inaugural football national championship in 1983...tallied 308 total tackles in his UM career ... had 133 tackles in 1983, and 135 in '82 to lead the team ... second-round draftee of the Miami Dolphins.

EDDIE BROWN (WR, 1984)

First-team All-American honors from The Associated Press and Kodak ... set a UM single-game receiving yardage record with 220 on 10 catches vs. Boston College in 1984 ... became the first Hurricanes receiver to surpass 1,000 yards in a season by catching 59 passes for 1,114 yards in 1984 ... ended his career with 1,754 yards (on 89 receptions) and 13 TDs, school records at the time ... first-round draftee of the Cincinnati Bengals.

WILLIE SMITH (TE, 1985)

First-team All-America honors by Walter Camp, Kodak and The Associated Press and ranked as the most prolific pass receiver in Hurricanes history ... in two seasons, caught 114 passes, best ever by a Hurricanes tight end ... set reception records for a season (66, 1984) and a single game (12 vs. Maryland, 1984) ... 10th-round draftee of the Cleveland Browns.

JEROME BROWN (DT, 1986)

Consensus first-team All-American ... finalist for the 1986 Outland Trophy and for the Lombardi Award ... finished UM career with 183 total stops, including 21 sacks, 19 tackles for loss, five fumbles caused and four fumble recoveries ... recorded four New Year's Day starting assignments: '84 Orange Bowl, '85 Fiesta Bowl, '86 Sugar Bowl and '87 Fiesta Bowl ... first-round selection by the Philadelphia Eagles.

VINNY TESTAVERDE (QB, 1986)

Winner of the Heisman Trophy, the Maxwell Award, the Davey O'Brien Award, Walter Camp Player of the Year, Washington, D.C., Touchdown Club College Athlete of the Year ... consensus All-American in 1986 ... only the fourth player in UM football history to have his number (14) retired ... as a starter, led Miami to a 21-1 regular season mark ... ranks third in all-time passing yardage (6,058); tied for second in touchdown passes thrown (48) with Steve Walsh ... most memorable performance was in Miami's 28-16 victory over top-ranked Oklahoma in the Orange Bowl in 1986, completing 75 percent of his passes (21 of 28) for 261 yards and four touchdowns ... first player chosen in the 1987 NFL draft by the Tampa Bay Buccaneers.

FIRST-TEAM ALL-AMERICANS

BENNIE BLADES (DB, 1986 & 1987)

First-team All-American by The Associated Press, Kodak, United Press International, *Sporting News*, Walter Camp Foundation and the Football Writers Association of America as a senior in 1987 ... named to the AP and UPI first teams in 1986 ... as a senior, awarded the Jim Thorpe Award recognizing the nation's premier defensive back ... ended his career as UM's all-time leader for interceptions (19) and interception return yards (305) ... also set UM records for consecutive games with an interception (5); total tackles by a safety (286) and unassisted tackles by a safety (155) ... in 1986, led the nation in interceptions (.91 per game) ... first-round draftee of the Detroit Lions (third pick overall).

DANIEL STUBBS (DE, 1987)

First-team All-American by The Associated Press, Kodak, United Press International, The Walter Camp Football Foundation and the Football Writers Association of America ... named one of three finalists for the 1987 Outland Trophy ... one of four finalists for the 1987 Lombardi Trophy ... UM's all-time sack leader with 39.5 career sacks ... recorded 267 total tackles and 25 tackles for loss as a Hurricane ... second-round draftee of the San Francisco 49ers.

CLEVELAND GARY (RB, 1988)

First-team All-American by *The Football News* ... as a senior in 1988, was the Hurricanes' statistical leader in receptions (57 catches) and rushing (480 yards), while ranking second in receiving (655 yards) and scoring (66 points) ... his 57 receptions are most by a UM running back ... finished his UM career rushing for 650 yards on 142 carries and 12 TD's and caught 67 passes for 794 yards and six scores ... first-round draftee of the Los Angeles Rams.

BILL HAWKINS (DE, 1988)

First-team All-America honors from ESPN, Kodak and the Walter Camp Football Foundation, while earning second-team recognition by *The Football News* and The Associated Press... selected as one of 12 semifinalists for the 1988 Lombardi Award ... finished his career with 223 total tackles, 22 sacks and 18 tackles for loss ... first-round draftee of the Los Angeles Rams.

STEVE WALSH (QB, 1988)

Named *The Football News* College Player of the Year as a junior ... selected first-team All-America by The Associated Press, ESPN and the Football Writers Association of America in his junior year ... finished fourth in the 1988 Heisman Trophy balloting and was named to the AP All-South Independent first team ... as a starter recorded a 23-1 overall record ... finished his UM career tied for first in touchdown passes (48) with Vinny Testaverde ... as a sophomore, in his first year as a starter, led UM to a 12-0 mark and a national championship (1987) ... a first-round draftee of the Dallas Cowboys (supplemental draft).

GREG MARK (DE, 1989)

Named to the Associated Press and Kodak All-American teams anchoring the nation's top-ranked defensive line ... was one of 12 Lombardi Award semifinalists, while also being named the South Jersey and New Jersey College Football Player of the Year ... finished his Hurricane career with 253 tackles, 95 quarterback pressures and 34.5 total sacks ... third-round draftee of New York Giants.

MAURICE CRUM (LB, 1990)

First-team All-American status by The Associated Press, Walter Camp Foundation and *The Football News* ... one of five finalists for the 1990 Butkus Award, saluting the nation's top linebacker ... led the team in tackles in 1988, 1989 and 1990 ... finished his UM career with 354 stops ... played on the Hurricanes baseball team for one-and-a-half seasons ... signed as a free agent with the Tampa Bay Buccaneers.

RUSSELL MARYLAND (DT, 1990)

First UM player to win the coveted Outland Trophy as the nation's top interior lineman ... a consensus All-American, Maryland was recognized as a first-team choice by AP, UPI, Kodak, the Walter Camp Football Foundation, *The Football News* and *Sporting News* as a senior ... UPI lineman of the year ... finished his Hurricanes career with 279 tackles, 25 tackles for loss and 20.5 sacks...an Iron Arrow recipient ... first player chosen in the 1991 NFL Draft by the Dallas Cowboys.



FIRST-TEAM ALL-AMERICANS

CARLOS HUERTA (K, 1991)

Developed from a walk-on as a freshman in 1988 to being named consensus All-America (The Associated Press, Walter Camp Football Foundation, *The Football News*, *Sporting News*) and first-team All-BIG EAST as a senior in 1991 ... set an NCAA record by converting 157 consecutive PATs during his career as a four-year starter ... ranks among the NCAA's all-time scoring leaders with 397 career points, including 73 field goals ... set 12 school records and tied one...an Iron Arrow recipient ... 12th-round draftee of the San Diego Chargers.

LEON SEARCY (OT, 1991)

First-team All-American by the Football Writers Association of America, and second-team All-American by *Sporting News*, *The Football News* and The Associated Press ... first-team All-BIG EAST ... started every game his last three seasons ... first-round pick (11th overall) of the Pittsburgh Steelers.

DARRIN SMITH (LB, 1991 & 1992)

Named first-team UPI All-American as a senior ... became UM's first National Football Foundation and College Hall of Fame Scholar-Athlete recipient ... 1992 first-team All-BIG EAST and semi-finalist for the Butkus Award for the second straight year ... as a junior was named first-team All-American by *The Football News*, earned second-team honors by The Associated Press and was co-Defensive Player of the Year in the BIG EAST ... finished career as fourth-leading tackler in UM history ... had 18 tackles (10 solo) against FSU as a junior ... second-round draftee of the Dallas Cowboys.

DARRYL WILLIAMS (FS, 1991)

First-team All-American by The Associated Press, Kodak, and the Walter Camp Football Foundation as a junior in 1991 ... named second-team All-American by *Sporting News* ... first-team All-BIG EAST ... led the secondary with 84 tackles (49 solo) in 1991 ... added 18 tackles (10 solo) against Florida State ... first-round draftee (28th overall) of the Cincinnati Bengals.

KEVIN WILLIAMS (WR/KR, 1991)

First-team All-American and Kickoff Returner of the Year by *Sporting News* and Punt Returner of the Year by the Football Writers Association of America

as a sophomore ... the BIG EAST Special Teams Player of the Year in 1991 and first-team All-BIG EAST ... had three consecutive games with punt returns for TDs, just one shy of the NCAA record ... totaled 217 return yards on seven attempts against Penn State, including a 91-yard punt return for a TD, the longest in Miami history ... had 1,183 all-purpose yards in 1991 ... netted 560 yards on 36 punt returns, a 15.6 yard average (fourth best in the NCAA) ... second-round draft choice of the Dallas Cowboys in 1992.

MICHEAL BARROW (LB, 1992)

First-team All-American by the Walter Camp Football Foundation and The Football News ... a unanimous selection as the BIG EAST Defensive Player of the Year ... runner-up for the Butkus Award, given annually to the nation's best linebacker ... finished seventh in 1992 Heisman Trophy voting with 64 points ... led the team with 136 tackles (80 solo) as a senior ... finished career as the third-leading tackler in Miami history ... second-round draftee of the Houston Oilers.

RYAN McNEIL (DB, 1992)

First-team All-American by Kodak, Walter Camp and *The Football News* ... named All-BIG EAST by the coaches two consecutive years ... semi-finalist for the Jim Thorpe Award, given to the nation's best defensive back ... second-round draftee of the Detroit Lions.

GINO TORRETTA (QB, 1992)

Second UM player to win the Heisman Trophy ... most honored player in school history ... Walter Camp Player of the Year ... earned The Associated Press, Kodak, Walter Camp and *Football News* All-America status ... won the Johnny Unitas Golden Arm Award, the Maxwell Trophy and the Davey O'Brien Award ... unanimous selection as IG EAST Offensive Player of the Year in 1991 and 1992 ... NCAA Today's Top Six Award winner, Hitachi/CFA Scholar Athlete Award winner, Toyota Leadership Award winner and Chevrolet Offensive Player of the Year ... finished career with 11 records, including career attempts (991), completions (555), yards (7,690), total offense (7,772), longest pass and longest pass for a TD (99 yards to Horace Copeland, also an NCAA record), and most passing

FIRST-TEAM ALL-AMERICANS

yards in a game (485 vs. San Diego St.) ... seventh-round draftee of the Minnesota Vikings.

KEVIN PATRICK (DE, 1993)

First-team All-American by both The Associated Press and Kodak ... named BIG EAST Defensive Player of the Year as a senior and was a first-team All-BIG EAST selection in both his junior and senior years ... started 19 consecutive regular-season games and totaled 30 career starts ... recorded 23 career sacks for 175 yards ... led Miami his final year in both sacks (10 for a loss of 70 yards) and tackles for loss (11 for a loss of 21 yards) ... signed as a free agent by the Los Angeles Rams.

C.J. RICHARDSON (S, 1994)

First-team All-American by The Associated Press and first-team All-BIG EAST Conference ... a semifinalist for the Jim Thorpe Award ... leader of the UM defensive backs that ranked No. 1 in the NCAA for pass defense ... finished the season with 85 total tackles, including 48 solo ... seventh-round draft pick of the Houston Oilers.

WARREN SAPP (DT, 1994)

Consensus All-American and first UM player to win the Lombardi Award, given annually to the nation's top lineman, and the Bronko Nagurski Trophy, given to the nation's top defensive player ... one of six finalists invited to the Downtown Athletic Club for the Heisman Trophy presentation ... named Defensive Player of the Year by ABC Sports, *Sports Illustrated*, Football Writers Association of America, *Football News*, Touchdown Club of Atlanta, Touchdown Club of Columbus and the Big East ... had 84 tackles his junior year and led the Canes in sacks (10.5), tackles for loss (9), fumbles caused (4), fumble recoveries (3), and QB pressures (25) ... first-round draft pick of the Tampa Bay Buccaneers (12th overall).

RAY LEWIS (LB, 1995)

First-team All-American by The Associated Press ... one of three finalists for the Butkus Award, given annually to the nation's top linebacker, and came within one vote of tying Illinois senior Kevin Hardy for the trophy ... unanimous selection first-team All-BIG EAST... three-year starter at UM ... led the defense in tackles as a sophomore and junior, setting consecutive records for solo tackles by a

MLB with 91 in 1994 and 95 in 1995 ... total tackle numbers of 152 in 1994 and 160 in 1995 rank fourth and second in the UM annals for tackles in a season at all positions ... first-round draft pick of the Baltimore Ravens (26th overall).

K.C. JONES (C, 1996)

Associated Press first-team All-American ... three-time first-team All-BIG EAST selection ... a semifinalist for the Lombardi Award, presented annually to the nation's top offensive or defensive lineman or linebacker ... Outland Trophy semifinalist, given to the nation's best interior lineman ... four-year starter at center ... started 41 games during career ... signed as a free agent with the Denver Broncos.

RICHARD MERCIER (OG, 1999)

First-team All-American by *Sporting News* ... a two-time All-BIG EAST first-team selection ... team leader in pancake blocks during both his junior and senior campaigns ... tied Mike Sullivan for the UM record in career starts (48) ... played every down for Miami over his final two seasons ... invited to play in the Senior Bowl, Hula Bowl, East-West Shrine Game and the Florida Citrus All-Star Gridiron Classic ... a fifth-round draft choice of the Baltimore Ravens.

DANIEL "BUBBA" FRANKS (TE, 1999)

First-team All-American by both *The Football News* and *Sporting News* ... two-time first-team All-BIG EAST selection ... recorded 77 career receptions for 1,038 yards and 12 touchdowns ... started 30 of his 34 career games at UM ... also voted Associated Press second-team All-American ... first-round draft pick of the Green Bay Packers (14th overall).

DAN MORGAN (LB, 2000)

First player in college football history to win the Butkus Award (top linebacker), Nagurski Award (college defensive player of the year) and the Bednarik Award (top defensive player) in the same season ... named a first-team All-American by every national service, including The Associated Press, Football Writers Association, *The Football News*, *Sporting News*, Walter Camp, and the National Football Foundation ... a unanimous selection for BIG EAST Defensive Player of the Year ... a three-time first-team All-BIG EAST selection ... set a Miami record for tackles in a career with 532 (also



FIRST-TEAM ALL-AMERICANS

a BIG EAST career mark) ... a first-round (11th pick) selection of the NFL's Carolina Panthers in the 2001 Draft.

SANTANA MOSS (WR/PR, 2000)

First-team All-American as a senior ... finished seventh in the Heisman Trophy voting in 2000, receiving three first-place votes ... the 2000 BIG EAST Offensive and Special Teams Player of the Year (the only player in league history to win both awards in the same year) ... set Miami school records for receiving yards (2,546), all-purpose yards (4,402), punt return yards (1,196), and punt return touchdowns (6) ... returned four punts for touchdowns during the 2000 season ... a unanimous first-team All-BIG EAST selection in 2000 ... a semifinalist for the Biletnikoff Award (top receiver) in 2000 ... first-round (16th pick) selection by the New York Jets in the 2001 NFL Draft.

JOAQUIN GONZALEZ (OT, 2000 & 2001)

First-team All-American by the Football Writers Association of America in 2000 and 2001 and *CNN.com* in 2001 ... earned second-team All-America by *College Football News* in 2000 and 2001 and ABC Sports in 2001 ... earned District 3 Academic All-America recognition as a junior ... winner of the 2001 Draddy Award, the "Academic Heisman" by the National Football Foundation, the highest honor bestowed a football scholar-athlete ... two-time first-team All-BIG EAST selection in 2000-2001 ... only offensive lineman in BIG EAST history to earn the Rookie of the Year Award (1998) ... walk-on who attended UM on an academic scholarship before earning a football grant-in-aid.

BRYANT MCKINNIE (OT, 2000 & 2001)

2001 Outland Trophy winner as college football's outstanding interior lineman ... named a first-team All-American by *The Football News* in 2000 and a consensus first-team All-American by every national service in 2001 including The Associated Press, Football Writers Association, *The Football News*, *Sporting News*, Walter Camp and the National Football Foundation ... the 2001 National Player of the Year by *CNN.com* ... the 2001 College Football Offensive Player of the Year by Football News ... did not allow a sack during his entire UM career ... two-time unanimous first-team All-BIG EAST at left tackle ... Minnesota Vikings first-round pick.

ED REED (SS, 2000 & 2001)

Consensus first-team All-America selection in 2000 and 2001 ... first-team All-American by the Football Writers Association, The Associated Press, *Football News*, *Sporting News* and the American Football Coaches both years ... consensus first-team All-BIG EAST in 2000 and 2001 ... set UM career records for interceptions (21) and interception return yards (389) ... nine interceptions in 2001 (second-best total in UM history) ... eight interceptions (third-best single-season total) ... key factor in a defense that recorded a record 45 takeaways during the 2001 national title season ... also excelled in track and field, winning the javelin at the 1999 All-BIG EAST Outdoor Track & Field Championships ... Baltimore Ravens first-round pick.

PHILLIP BUCHANON (CB/PR, 2001)

First team All-American as a punt return specialist by ABC Sports in 2001 ... named the BIG EAST Special Teams Player of the Year in 2001 ... unanimous first-team All-BIG EAST selection in 2001 ... led the BIG EAST and ranked sixth nationally in punt returns with an average of 14.9 yards per return ... returned punts for 464 yards on 15 attempts in 2001, the fourth-best single-season average in UM history ... one of three finalists for the Mosi Tatupu Award, presented to college football's finest Special Teams performer.

JEREMY SHOCKEY (TE, 2001)

First team All-American by *CNN.com* in 2001 ... one of three finalists for the 2001 John Mackey Award for the nation's finest tight end ... unanimous first team All-BIG EAST selection in 2001 ... two-time first team All-BIG EAST pick ... led UM in catches in 2001 with 40 for 519 yards (13.0 avg.) and seven TDs ... finished his career with 61 catches for 815 yards and 10 TDs ... ranks among UM's most productive tight ends ever in catches (sixth), receiving yards (sixth) and touchdowns (tied for second) ... first-round draft choice of the New York Giants.

TODD SIEVERS (PK, 2001)

First team All-American by *CNN.com* in 2001 ... second-team All-America by *Sporting News*, ABC Sports in 2001 ... first team All-BIG EAST selection in 2001 ... led the nation and the Big East in field goals made per game (1.9 avg.) in 2001 ... kicked four field goals in a game three times in 2001, the

FIRST-TEAM ALL-AMERICANS

last in a close win over Virginia Tech to clinch a Rose Bowl berth ... ranked fourth in the nation in scoring with 119 points ... set a UM single-season scoring record for overall points and kicking points in 2001 ... tied the school record for field goals made in a season with 21 ... was 21-of-26 (80.8 percent) on field goals in 2001 ... fourth in voting for the Lou Groza Award in 2001.

KEN DORSEY (QB, 2002)

First-team All-American by American Football Coaches Association and Walter Camp Football Foundation ... two-time Heisman Trophy finalist (third in 2001, fifth in 2002) ... BIG EAST Offensive Player of the Year in 2001, and 2002 ... three-time first-team All-BIG EAST selection (2000-2002) ... led UM on a 34-game winning streak, to the 2001 national championship and to the brink of the 2002 national title ... finalist for the Johnny Unitas Award and the Davey O'Brien Award in 2002 ... 2001 Maxwell Award winner ... MVP of 2001 Sugar Bowl and 2002 Rose Bowl ... winningest quarterback in UM history (38-2, a record) ... set eight UM career records, including total offense, passing yards, passing TDs, completions and attempts ... completed 222-of-393 passes for 3,369 yards and 28 touchdowns with 12 interceptions in 2002.

JEROME McDOUGLE (DE, 2002)

First-team All-American by the American Football Coaches Association (AFCA) ... a Hendricks Award Finalist in 2002 ... a Lombardi Award semifinalist in 2002 ... a two-time first-team All-BIG EAST selection (2001-2002) ... made 55 tackles (31 solos) with 16 tackles for losses along with seven sacks in 2002 ... credited with 26 quarterback hurries in 2002 ... had a whopping 74 hurries over his two seasons at UM ... first-round draft choice of the Philadelphia Eagles in 2003.

WILLIS McGAHEE (RB, 2002)

Consensus first-team All-American in 2002 by AP, American Football Coaches Association, Football Writers Association, *CNN*, *SI.com*, Walter Camp and *Sporting News* ... Heisman Trophy Finalist (fourth) ... 2002 BIG EAST Co-Offensive Player of the Year ... unanimous first-team All-BIG EAST ... finalist for the Doak Walker Award and Walter Camp Player of the Year Award ... rushed for 1,753 yards on 282 carries

(6.2 avg.) and scored 28 TDs in his only season as a starter ... accumulated 2,108 all-purpose yards ... averaged 134.8 yards rushing per game ... rushed for 100 yards a UM-record 10 times and rushed for more than 200 yards twice in 2002 ... one of only five players in college football history to rush for 1,500-plus yards and score 25-plus touchdowns in a season ... set eight UM single-season records.

BRETT ROMBERG (C, 2002)

Consensus first-team All-American in 2002 by The Associated Press, American Football Coaches Association, Football Writers Association, *CNN*, *SI.com*, Walter Camp and *Sporting News* ... winner of the Rimington Award as college football's finest center ... did not allow a quarterback sack in his college career ... Outland Trophy Finalist ... Two-time first-team All-BIG EAST by the coaches (2001-2002) ... credited with 33 pancake blocks and 18 "metrorails" in 2002 ... started 37 consecutive games at center ... UM went 35-2 with Romberg at center and averaged 464 yards per game with Romberg starting.

SEAN TAYLOR (FS, 2003)

Consensus first-team All-American as a junior in 2003 by The Associated Press, American Football Coaches Association, Football Writers Association, *CNN*, *SI.com*, Walter Camp and *Sporting News* ... finalist for the Jim Thorpe Award ... 2003 BIG EAST Defensive Player of the Year ... unanimous first-team All-BIG EAST selection by the coaches ... tied the single-season record for interceptions (10) in 2003 and returned them 184 yards (second most in UM history) ... intercepted a total of 14 passes in his career ... ranks fifth on the UM career list for interceptions (14), second for career interception return yards (306), second for interceptions returned for touchdowns (3) ... first-round draft choice of the Washington Redskins in 2004.

KELLEN WINLSOW II (TE, 2003)

Consensus first-team All-American as a junior in 2003 by The Associated Press, American Football Coaches Association, Football Writers Association, *CNN*, *SI.com*, Walter Camp and *Sporting News* ... winner of the 2003 John Mackey Award as college football's best tight end ... a semi-finalist for the Lombardi Award (top down lineman) and Biletnikoff



FIRST-TEAM ALL-AMERICANS

Award (top receiver) in 2003 ... unanimous first-team All-BIG EAST Conference selection ... led the team in receptions in 2003 with 60, the second-most in a single season by a tight end ... finished his career with 119 catches (fifth in UM history), the most ever by a tight end at UM ... first-round draft choice of the Cleveland Browns in 2004.

ANTREL ROLLE (CB, 2004)

Consensus first-team All-American as a senior in 2004 by Associated Press, American Football Coaches Association, Football Writers Association, Walter Camp, Cingular/ABC Sports, *Sports Illustrated* and *Sporting News* ... Finalist for the Jim Thorpe Award (best defensive back) and a semifinalist for the Bednarik Award (best defensive player) ... first-team All-ACC ... as a senior, made 71 tackles (38 solo), eight tackles for loss ... finished his career with 192 tackles and nine takeaways ... first round pick of the Arizona Cardinals in the 2005 NFL draft.

DEVIN HESTER (KR, 2004)

All-American as a kick returner by Walter Camp, Football Writers Association and *Sporting News* as a sophomore ... in 2004, returned four kicks for touchdowns, three punts and one kickoff and returned 19 punts for 326 yards, a 17.2-yard average that ranked fifth in the country ... took back 15 kickoffs for 389 yards, a 25.9 average that ranked ninth nationally ... played as the nickelback on defense and led the team with four interceptions ... scored six touchdowns for the year ... named first-team All-ACC as a kick returner.

ERIC WINSTON (OT, 2005)

ACC's Jacobs Trophy winner as the best blocker in the conference in 2005, as voted by the coaches ... first-team All-ACC ... selected first-team All-America by Walter Camp, American Football Coaches Association, *Sports Illustrated* and *Rivals.com* and named second-team All-America by The Associated Press ... semifinalist for the Lombardi Award ... as a senior in 2005, graded highest among UM's offensive linemen, with 23 pancake blocks and 44 "metrorails" ... allowed only two half-sacks all season.

BRANDON MERIWEATHER (S, 2005)

First-team All-American by Football Writers of

America and ABC Sports/Cingular ... Named second-team All-ACC by conference sportswriters ... semifinalist for the Jim Thorpe Award, presented to the nation's best defensive back ... as a junior in 2005, led the team with 115 tackles, including 13 for loss, seven pass breakups and three interceptions ... made nine or more tackles in six games ... drafted in the first round of the 2007 NFL Draft by the New England Patriots.

KELLY JENNINGS (CB, 2005)

First-team All-America by *Sports Illustrated* and second-team All-America by The Associated Press in 2005 ... All-ACC choice who was third in the country and first in the conference with 16 pass breakups in 2005 ... also tied for the team lead with three interceptions ... three-year starter who finished his career with 41 starts in 49 games ... Had 126 tackles, 1.5 sacks, two forced fumbles and six interceptions ... drafted in the first round of the 2006 NFL Draft by the Seattle Seahawks

RING OF HONOR

OTTIS ANDERSON 1999 INDUCTEE RUNNING BACK, 1975-1978

Ottis Anderson became the first player in Miami history to rush for more than 1,000 yards in a season (1978) ... Anderson is the Hurricanes' all-time career rushing leader (3,331) and in 1978, he posted the third-highest single-season rushing total in school history with 1,266 yards on the ground ... He was a first-round pick of the St. Louis Cardinals in the 1979 NFL Draft and was selected to the Pro Bowl his first two pro seasons (1979 and 1980) ... He spent his 14-year NFL career with the Cardinals and the New York Giants, recording 10,273 career rushing yards and 86 total touchdowns ... He joined the UM Sports Hall of Fame in 1990.

BENNIE BLADES 2009 INDUCTEE DEFENSIVE BACK, 1985-87

Blades played defensive back for the Hurricanes from 1985 through 1987 ... As a junior selected first-team All-American in 1986 by the Associated Press and United Press International after he lead the nation in interceptions with 10 ... The following season, Blades helped the Hurricanes win the national championship and was selected first-team All-American by The Associated Press, Kodak, United Press International, *Sporting News*, The Walter Camp Foundation and the Football Writers Association of America ... Won the Jim Thorpe Award in 1987, awarded to the nation's top defensive back ... Set school records for interceptions in a career (19), interception return yards (305), consecutive games with an interception (5), total tackles by a safety (286) and unassisted tackles by a safety (155) ... Picked third overall by the Detroit Lions in 1988 ... Played 10 NFL seasons and finished his professional career with 14 interceptions and one touchdown ... In 2006, Blades was inducted into the College Football Hall of Fame.

DON BOSSELER 1999 INDUCTEE FULLBACK, 1953-1956

Don Bosseler played fullback at UM from 1953-56 and was inducted into the UM Sports Hall of Fame in 1970 ... He finished his career with 1,642 rushing yards, which at the time ranked second all-time in school history ... Bosseler was an All-American at UM in 1956 and a first-round draft pick of the Washington Redskins in 1957 ...

He played all eight seasons of his professional career with the Redskins, rushing for 3,112 yards and scoring 22 touchdowns from 1957-1964 ... He was a Pro Bowl selection in 1959 and in 1990, was inducted into the National Football Foundation Hall of Fame.

JEROME BROWN 2014 INDUCTEE DEFENSIVE TACKLE, 1983-86

A dominant defensive lineman throughout his four years at the University of Miami, 1983 to 1986, Jerome Brown earned consensus All-American honors his senior season ... Finalist for both the 1986 Outland Trophy and the 1986 Lombardi Trophy ... Equally effective at stopping the run and rushing the passer, Brown finished his UM career with 183 total tackles, including 21 sacks, 19 tackles for loss, five fumbles caused and four fumbles recovered. ... Recorded four New Year's Day bowl starting assignments: '84 Orange Bowl Classic, '95 Fiesta Bowl, '86 Sugar Bowl, and the '87 Fiesta Bowl ... Became a first-round draft pick of the Philadelphia Eagles, ninth overall pick, in the 1987 NFL Draft and was named to the Pro Bowl twice in his four year career.

JIM DOOLEY 1997 INDUCTEE HALFBACK, 1949-1951

Jim Dooley started on both sides of the football as a junior and senior at Miami ... An All-American in 1951 and first player to have his jersey retired at UM, Dooley ranks third in school history with 17 career interceptions ... A first round draft pick of the Chicago Bears in 1952, Dooley recorded 3,172 yards receiving in eight seasons with the Bears ... After his playing career ended in 1961, Dooley went in to coaching and served as head coach of the Bears from 1968-71 ... He finished his UM career with 1,029 yards rushing and 250 yards receiving and still holds a UM bowl record with a four-interception performance against Clemson in the 1952 Orange Bowl ... He joined the UM Sports Hall of Fame in 1972.

EDDIE DUNN 2009 INDUCTEE RUNNING BACK, 1935-39

Dunn played running back for UM from 1935-39 ... In 1938, played in the historic Miami-Florida game, scoring all three touchdowns in a 19-7 Miami win in the two teams' first ever meeting on the gridiron



RING OF HONOR

... Set several game, single-season and career records for rushing, scoring, and punt returns ... Served as the head football coach from 1943-44 and head baseball coach from 1947-54 ... He had a stint as athletic director during World War II ... Was a member of the Board of Trustees from 1964-80, helped find the forerunner of the Hurricane Club, chaired the Board of Trustees Athletic Advisory Committee and served as the president of the UM Alumni Association ... Dunn is also credited with designing the first UM baseball field.

TED HENDRICKS 1997 INDUCTEE **DEFENSIVE END, 1966-1968**

Ted Hendricks was one of the most feared pass rushers in college football during his time ... UM's only three-time All-American (1966, '67 & '68), Hendricks finished his Hurricane career as the leading all-time tackler and was voted fifth in the 1968 Heisman Trophy balloting ... In his three seasons at UM, Hendricks recorded 318 tackles and had two interceptions and 12 fumble recoveries ... Hendricks was Miami's second inductee into the Pro Football Hall of Fame, joining fellow Ring of Honor member Jim Otto (1980) in 1990 ... He was selected in the second round of the 1969 NFL Draft by the Baltimore Colts ... Hendricks, who was inducted into the UM Sports Hall of Fame in 1980, is one of four UM players all-time to have their jersey retired.

MICHAEL IRVIN 2017 INDUCTEE **WIDE RECEIVER, 1985-1987**

A Freshman All-America in 1985 and a second-team All-America in 1987, Michael Irvin is one of the most decorated wide receivers in Miami history. Irvin's 26 receiving touchdowns are the most in Hurricanes history, his 2,423 receiving yards are the third-most, his 143 career receptions are tied for fourth, and he led the Hurricanes in receiving yards in each of his three seasons. After winning a national championship with the Hurricanes, Irvin was drafted in the first round by Dallas in 1988 and went on to win three Super Bowls while starring for the Cowboys.

EDGERRIN JAMES 2008 INDUCTEE **RUNNING BACK, 1996-98**

Edgerrin James played running back at UM from 1996-1998 ... Cousin of former UM running back Javaris James, he was named first team All-American in 1998 before he was taken in the first round of the 1999 NFL Draft by the Indianapolis Colts ... James was selected to the NFL Pro Bowl on four occasions and twice led the NFL in rushing ... In nine full NFL seasons, James has seven 1,000-yard years, including a career-high 1,709 in 2000 with the Colts ... For his UM career, James finished with 2,960 yards on the ground, the second-highest total in school history behind fellow Ring of Honor member Ottis Anderson.

JIM KELLY 2008 INDUCTEE **QUARTERBACK, 1979-1982**

Jim Kelly was a star quarterback at UM from 1979-82 and was inducted into the UM Sports Hall of Fame in 1992 ... Kelly, who was a Heisman Trophy candidate at UM before separating his shoulder his senior season, went on to enjoy a stellar pro football career that led to his induction into the Pro Football Hall of Fame in 2002 ... After a short stint in the USFL after college, Kelly was drafted in the first round of the 1983 NFL Draft by the Buffalo Bills and would go on to be selected to the NFL Pro Bowl on five occasions ... He holds nearly every Bills' career passing record, including attempts (4,779), completions (2,874), yards (35,467) and passer rating (60.14%).

CORTEZ KENNEDY 2008 INDUCTEE **DEFENSIVE TACKLE, 1988-1989**

Cortez Kennedy played defensive tackle for the Hurricanes from 1988-89 before being chosen in the first round of the 1990 NFL Draft by the Seattle Seahawks ... Kennedy played exclusively for the Seahawks at the professional level and was named the NFL's Defensive Player of the Year in 1992 ... He was selected to the NFL Pro Bowl on eight occasions and was named First Team All-Pro three times before retiring from the league in 2000 ... Kennedy finished his professional career with 167 games played, 568 tackles, 58 sacks and 11 forced fumbles ... In 1994, Kennedy was inducted in the UM Sports Hall of Fame and in 2012, he was enshrined into the Pro Football Hall of Fame.

RING OF HONOR

BERNIE KOSAR

1999 INDUCTEE

QUARTERBACK, 1982-1984

Bernie Kosar was instrumental in the University of Miami becoming known as "Quarterback U" ... As a freshman, Kosar guided the Hurricanes to their first of five National Championships in 1983 ... In 1985, he was chosen in the first round of the NFL Draft by the Cleveland Browns, a team he spent nine seasons with ... He finished his 12-year professional career with 23,301 yards passing and 124 touchdowns ... In 1993, Kosar was a member of the Super Bowl XXVIII champion Dallas Cowboys ... He holds a number of single-season records at UM, including pass attempts (416), pass completions (262) and passing yards (3,642) ... In 1995, Kosar was inducted into the UM Sports Hall of Fame and in 1998, he joined the GTE/CoSIDA Academic All-America Hall of Fame.

RAY LEWIS

2017 INDUCTEE

LINEBACKER, 1993-1995

Ray Lewis earned All-BIG EAST recognition in 1994 and 1995, compiling one of the most dominant careers by a linebacker ever at The U. Lewis, who ranks sixth all-time in career tackles at Miami with 388, has the two most prolific seasons in history to his name, having recorded 160 total tackles in 1995 and 152 in 1994. A two-time Super Bowl champion and 13-time NFL Pro Bowler, Lewis was drafted in the first round by Baltimore in 1995 and played all 17 seasons with the Ravens, compiling over 2,000 career tackles.

RUSSELL MARYLAND

2014 INDUCTEE

DEFENSIVE TACKLE, 1987-90

Maryland played with the Hurricanes from 1987-90 and helped guide Miami to the 1987 national championship ... First UM player to win the coveted Outland Trophy as the nation's top interior lineman ... a consensus All-American, Maryland was recognized as a first-team choice by AP, UPI, Kodak, the Walter Camp Football Foundation, *The Football News* and *Sporting News* as a senior ... UPI lineman of the year ... finished his Hurricanes career with 279 tackles, 25 tackles for loss and 20.5 sacks...an Iron Arrow recipient ... first player chosen in the 1991 NFL Draft by the Dallas Cowboys.

GEORGE MIRA

1997 INDUCTEE

QUARTERBACK, 1961-1963

George Mira Sr. was a two-time All-American at Miami in 1962 and 1963 ... He led the Canes to a pair of bowl games and set nearly every passing record at Miami at the time ... One of only four players to have their jersey retired at UM, Mira threw for 348 yards during a snow storm against Nebraska in Yankee Stadium's 1962 Gotham Bowl ... He also finished fifth in the 1962 Heisman Trophy balloting and was selected in the second round of the 1964 NFL Draft by the San Francisco 49ers ... Mira, who was inducted into the UM Sports Hall of Fame in 1973, played seven years in the NFL with the 49ers, Eagles and Dolphins.

JIM OTTO

2008 INDUCTEE

CENTER, 1957-1959

Jim Otto played center for the Hurricanes from 1957-59 and was inducted into the UM Sports Hall of Fame in 1972 and the Pro Football Hall of Fame in 1980 ... A 12-time Pro Bowl selection from 1961-72, Otto was taken in the first round of the 1960 AFL Draft by the Oakland Raiders, a team he spent his entire career with until his retirement in 1974 ... He was one of only three players who saw action in each of his team's 140 regular season games over the AFL's 10-year history ... Otto played in six AFL/AFC title games, Super Bowl II and was named All-Pro 13 straight seasons from 1960-72.

BURGESS OWENS

1999 INDUCTEE

DEFENSIVE BACK, 1970-1972

Burgess Owens patrolled the Miami secondary from 1970-72, earning All-American honors in 1972 ... Owens finished his UM career with 160 tackles, eight interceptions and three fumble recoveries ... He was named the Most Valuable Player of the 1973 Senior Bowl and went on to be a first-round draft pick of the New York Jets in 1973 ... Owens, who joined the UM Sports Hall of Fame in 1982, played 10 years at the professional level and was a starting safety on the Oakland Raiders' Super Bowl XV title team ... For his career, he recorded 30 interceptions, including a career-high six in 1979.



RING OF HONOR

ED REED

2017 INDUCTEE

SAFETY, 1998-2001

One of the best safeties to ever play the game, Ed Reed was a consensus first-team All-America honoree in his final two seasons at Miami, including a 2001 season where he helped lead the Hurricanes to a national championship. Reed was an All-BIG EAST selection in his final two seasons, and still holds the Hurricanes' record for career interceptions with 21 and interception return yards with 389. Reed won a Super Bowl with Baltimore in 2012, was named to nine Pro Bowls and was selected the NFL Defensive Player of the Year in 2004.

WARREN SAPP

2017 INDUCTEE

DEFENSIVE LINE, 1992-1994

The first Hurricane to ever win the prestigious Lombardi Trophy, Warren Sapp was the unanimous 1994 BIG EAST Defensive Player of the Year before being selected in the first round by Tampa Bay in the 1995 NFL Draft. Sapp was also named Defensive Player of the Year by Sports Illustrated, the Football Writers' Association of America (FWAA) and ABC Sports, among others, and led a Miami defense that ranked first in the NCAA in total defense and scoring defense in 1994. Sapp, who also won the Nagurski Trophy, was selected to seven Pro Bowls and won the Super Bowl with Tampa Bay in 2002.

SEAN TAYLOR

2017 INDUCTEE

SAFETY, 2001-2003

A Miami Hurricanes legend who passed away in 2007, Taylor led the nation in interceptions in his final season in 2003 and set a Miami record by returning three of those picks for scores. Taylor, who was selected in the first round by Washington in the 2004 NFL Draft, was a consensus All-American in 2003, a finalist for the Jim Thorpe Award and was named the 2003 BIG East Defensive Player of the Year. He ranks fifth at Miami in career interceptions (14) and second in interception return yards (306), won a national championship in 2001 and made two Pro Bowls with the Redskins before his tragic death.

VINNY TESTAVERDE

1997 INDUCTEE

QUARTERBACK, 1982-1986

Vinny Testaverde rewrote nearly every Miami passing and total offense record en route to winning the University of Miami's first Heisman

Trophy in 1986 ... He played in only one losing regular-season game and was a consensus All-American selection in 1986 ... He completed 413 of 674 career passing attempts for 6,058 yards and 48 touchdowns in two years as the Miami starting quarterback ... He led the Hurricanes to back-to-back New Year's Day Bowl games at the Sugar and Fiesta Bowls in 1985 and 1986 respectively ... Testaverde, who was inducted into the UM Sports Hall of Fame in 1998, is one of four Hurricanes to have their jersey retired, along with George Mira, Jim Dooley and Ted Hendricks ... Taken as the No. 1 overall pick by the Tampa Bay Buccaneers in the 1987 NFL Draft, Testaverde posted a stellar 21-year pro career with seven different NFL teams.

GINO TORRETTA

2008 INDUCTEE

QUARTERBACK, 1989-1992

Gino Torretta played quarterback for UM from 1989-92 and was inducted into the UM Sports Hall of Fame in 2003 and the College Football Hall of Fame in 2008 ... As a senior, Torretta joined fellow UM quarterback Vinny Testaverde in elite company when he was awarded the 1992 Heisman Trophy ... That season, Torretta threw for 3,060 yards and 19 touchdowns while completing 57 percent of his passes ... In addition to winning the Heisman Trophy in 1992, Torretta also won the Maxwell Award, the O'Brien Award, the Utitas Award and the Walter Camp Player of the Year Award ... Torretta played in the NFL for six different clubs, retiring in 1997.

STEVE WALSH

2009 INDUCTEE

QUARTERBACK, 1985-88

Walsh played quarterback for Miami during the late 80s, leading the Canes to an undefeated regular season and national championship in 1987 ... The following season, Walsh was selected first-team All-American by The Associated Press, ESPN, and the Football Writers Association of America after passing for over 3,100 yards and 29 touchdowns ... As a starter, Walsh went 23-1 for the Hurricanes and finished his career tied with Vinny Testaverde for the most touchdown passes in school history (48) ... He was selected by the Dallas Cowboys in the first round of the 1989 supplemental draft and played 11 seasons in the NFL for six different franchises.

RETIRED JERSEYS

1997 INDUCTEES

The first four inductees into the University of Miami Football Ring of Honor — quarterback George Mira (1961-63), halfback Jim Dooley (1949-51), defensive end Ted Hendricks (1966-68) and quarterback Vinny Testaverde (1982-86) — were recognized on Nov. 1, 1997, during halftime of the Miami vs. Arkansas State game. In addition to their names adorning the facade of the Orange Bowl, these four former Hurricanes had their jerseys retired at the ceremony. They are the only football jersey numbers retired by the University of Miami.

#10 GEORGE MIRA, QB, 1961-63

PASSING										RUSHING			
YEAR	GP/GS	A-C-I	PCT	YDS	TD	LG	ATT	YDS	AVG	TD	LG		
1961	9/8	151-74-6	49.0	906	8	44	66	173	2.7	3	21		
1962	10/10	260-122-16	46.9	1,572	10	39	73	166	2.3	3	36		
1963	10/10	334-172-14	51.5	2,155	10	47	59	163	2.8	2	37		
Totals	29/28	745-368-36	49.4	4,633	28	47	198	502	2.5	8	37		

Career passing efficiency: 104.37

#42 JIM DOOLEY, HB, 1949-51

RUSHING					RECEIVING				DEFENSE			
YEAR	ATT	YDS	AVG	TD	LG	NO	YDS	AVG	TD	LG		
INT												
1949	13	68	5.2	1	—	3	53	17.7	1	—	2-68	
1950	98	530	5.4	2	36	10	127	12.7	0	—	5-5	
1951	89	431	4.9	2	43	5	70	14.2	1	18	10-76	
Totals	200	1,029	5.1	5	43	18	250	13.9	2	—	17-149	

#89 TED HENDRICKS, DE, 1966-68

YEAR	GP/GS	TT	UT	AT	FR	INT
1966	10/10	100	66	34	3	0-0
1967	10/10	127	83	44	4	1-15
1968	10/10	91	69	22	5	1-1
Totals	30/30	318	218	100	12	2-16

#14 VINNY TESTAVERDE, QB, 1982-86

YEAR	GP/GS	A-C-I	PCT	YDS	TD	LG
1982	2/0	12-5-0	41.7	79	1	25
1983	— redshirt season					
1984	6/0	34-17-1	50.0	184	0	19
1985	11/11	352-216-15	61.4	3,238	21	88
1986	10/10	276-175-9	63.4	2,557	26	56
Totals	29/21	674-413-25	61.3	6,058	48	88

Career passing efficiency: 152.80



JACK HARDING MVP AWARD

AWARD HISTORY

- Each season the players and coaches of the University of Miami football team select a most valuable player, to be awarded the Jack Harding MVP Award at the annual football banquet.
- Presented since 1964, this honor is the highest performance-based award a Hurricanes player can attain from his teammates. The award is named for former UM head coach and athletic director Jack Harding, who coached the Hurricanes' football team from 1937-42 and 1945-47. Harding relinquished his coaching duties after the 1947 season and took over as athletic director, a post he held until his death in 1963.
- As football coach, Harding oversaw the program's rise into a major program. His 1938 team was his best, traveling to Gainesville, Fla., and handing Florida an upset loss in the first meeting between the schools. His teams posted major intersectional wins over Michigan State, Auburn, NC State, Clemson and Florida that put Miami football on the map.
- A graduate of the University of Pittsburgh, Harding was an accomplished athlete in his own right, lettering in football for legendary coaches Glenn "Pop" Warner and Jock Sutherland, in addition to earning varsity letters in baseball and basketball.

AWARD RECIPIENTS

1963	George Mira Sr., QB
1964	Robert J. Brown, T
1965	Ed Weisacosky, DE
1966	Tom Beier, DB
1967	Jimmy Cox, SE
1968	Ted Hendricks, DE
1969	Dick Sorensen, LB
1970	Tom Turchetta, G
1971	Mike Riley, LB
1972	Chuck Foreman, RB/FL
1973	Tony Cristiani, MG
1974	Rich Griffiths, LB
1975	Steadman Scavella, DE
1976	Eddie Edwards, DT
1977	Don Smith, DT
1978	Ottis Anderson, FB
1979	Gene Coleman, DB

1980	Mike Goedecker, DE
1981	Jim Kelly, QB
1982	Jay Brophy, LB
1983	Glenn Dennison, TE
1984	Bernie Kosar, QB
1985	Vinny Testaverde, QB
1986	Vinny Testaverde, QB
1987	Steve Walsh, QB
1988	Steve Walsh, QB
1989	Cortez Kennedy, DT
1990	Russell Maryland, DT
1991	Carlos Huerta, PK
1992	Micheal Barrow, LB
	Gino Torretta, QB
1993	Kevin Patrick, DE
1994	Warren Sapp, DT
1995	Ray Lewis, MLB
1996	Tremain Mack, S
1997	Edgerin James, RB
1998	Scott Covington, QB
1999	Daniel "Bubba" Franks, TE
2000	Dan Morgan, LB
	Santana Moss, WR/RET
2001	Ken Dorsey, QB
	Edward Reed, S
2002	Ken Dorsey, QB
2003	Sean Taylor, S
2004	Brock Berlin, QB
2005	Eric Winston, OT
2006	Calais Campbell, DE
2007	Darnell Jenkins, WR
2008	Matt Boshier, P/K
2009	Jason Fox, OT
	Darryl Sharpton, LB
2010	Leonard Hankerson, WR
	Sean Spence, LB
2011	Senior Class
2012	Mike James, RB
2013	Allen Hums, WR
2014	Duke Johnson, RB
2015	Brad Kaaya, QB
2016	Mark Walton, RB
2017	Jaquan Johnson, DB
2018	Gerald Willis III, DL
2019	Shaquille Quarterman, LB

NATIONAL AWARD WINNERS



VINNY TESTAVERDE

1986 HEISMAN TROPHY WINNER

1986 MAXWELL AWARD WINNER

1986 DAVEY O'BRIEN AWARD WINNER

- Became the first Hurricane to capture the Heisman Trophy in 1986.
- Earned the then-second-highest margin of victory in the Heisman Trophy history.
- Threw for 2,557 yards and 26 touchdowns with only nine interceptions while leading Miami to an undefeated regular season and the nation's No. 1 ranking entering the Fiesta Bowl.
- Was named winner of the Maxwell Award Winner (College Player of the Year), the Davey O'Brien Award (nation's best quarterback) and was named a consensus First-Team All-American.
- Competed with what could arguably be called the deepest quarterbacking crew ever assembled on a college team. At one point in the fall of 1982, the Miami roster at quarterback included Testaverde, future NFL Hall of Famer Jim Kelly, and future NFL star Bernie Kosar, along with prep All-American Kyle Vanderwende and future Miami head coach Mark Richt.
- Led the Hurricanes to a No. 2 national ranking and a Sugar Bowl berth in his first season as the starter, passing for 3,238 yards and completing 61.4 percent of his passes as the Hurricanes posted a 10-2 record.
- Led Miami to a 28-16 win over defending national champion Oklahoma by completing 21-of-28 passes for 261 yards and four touchdowns.
- Set new UM standards for passing greatness as he set school single-season records for completion percentage (63.4%) and passing efficiency (165.80 — the nation's best).

TESTAVERDE'S 1986 GAME-BY-GAME STATS

OPPONENT	ATT	COMP	YARDS	INT	TD	PCT	LG
at South Carolina	30	17	231	0	1	56.7	28
at (13) Florida	25	12	163	3	1	48.0	50
Texas Tech	27	16	330	2	4	59.3	49
(1) Oklahoma	28	21	261	0	4	75.0	33
Northern Illinois	16	12	208	0	2	75.0	56
at West Virginia	20	14	188	0	3	70.0	35
at Cincinnati	35	24	262	0	2	68.6	29
(20) Florida State	35	21	315	2	3	60.0	39
at Pittsburgh	26	17	291	1	4	65.4	31
Tulsa	34	21	308	1	2	61.8	53
East Carolina	Did not play — injured						
TOTALS	276	175	2,557	9	26	63.4	56

*Passing Efficiency Rating: 165.80 (led the nation)

TESTAVERDE'S CAREER STATS

YEAR	G/GS	COMP	ATT	PCT	YARDS	TD	INT	LP
1982	2/0	5	12	41.7	79	1	0	25
1983	Redshirt season							
1984	6/0	17	34	50.0	184	0	1	19
1985	11/11	216	352	61.4	3,238	21	15	88
1986	10/10	175	276	63.4*	2,557	26	9	56
TOTALS	29/21	413	674	61.3	6,058	48*	25	88

Career Passing Efficiency: 152.80*

1986 HEISMAN VOTING

	POINTS	1ST	2ND	3RD
1. Vinny Testaverde, Miami	2,213	678	76	27
2. Paul Palmer, Temple	672	28	207	174
3. Jim Harbaugh, Michigan	458	25	136	111
4. Brian Bosworth, Oklahoma	395	9	136	96
5. Gordon Lockbaum, Holy Cross	242	32	39	68



BENNIE BLADES

1987 JIM THORPE AWARD WINNER

- Awarded the Jim Thorpe Award for the best defensive back in college football, which was created in 1986. It was conceived by former Oklahoma City talk show host Ed Sossen and W. Lynne Draper, the Jim Thorpe Association executive director.
- Led the '87 Hurricanes to the national championship and a 12-0 record
- Made 124 tackles and intercepted five passes
- Named a consensus First-Team All-America and ended his career as UM's all-time leader for interceptions (19) and interception return yards (305). He also set UM records for consecutive games with an interception (5); total tackles by a safety (286) and unassisted tackles by a safety (155).
- Led the nation in interceptions in 1986 (.91 per game) and became a first-round draftee of the Detroit Lions (the 3rd pick overall) in the 1988 NFL Draft.
- Shared the Thorpe Award with Oklahoma's Rickey Dixon. Both finished with 144 points in balloting by a 15-member committee. Florida State's Deion Sanders was third in the voting with 125 points.

BLADES' 1987 GAME-BY-GAME STATS

OPPONENT	UT	AT	TT	INT	TD	FR	FF
Florida	3	5	8	1-14	0	0	0
at Arkansas	3	6	9	0-0	0	0	0
at Florida State	7	10	17	0-0	0	1	0
Maryland	2	6	8	1-0	1*	0	0
at Cincinnati	2	6	8	1-0	0	0	0
at East Carolina	7	10	17	0-0	0	0	0
Miami (Ohio)	1	3	4	0-0	0	0	0
Virginia Tech	8	10	18	0-0	0	0	0
Toledo	8	4	12	1-22	0	0	0
Notre Dame	3	4	7	1-21	0	0	0
South Carolina	9	7	16	0-0	0	0	0
TOTALS	53	71	124	5-57	1	1	0

*Touchdown was a return of a blocked punt.



NATIONAL AWARD WINNERS



CRAIG ERICKSON

1990 UNITAS GOLDEN ARM AWARD WINNER

- The starting signal caller in 1989 and 1990, Erickson led the Hurricanes to the 1989 National Championship and a 21-3 record over the 1989-90 seasons.
- Tallied 3,363 passing yards, which included six 300 yard passing games, twice throwing for more than 400.
- Tied a school record with four touchdown passes three times.
- In addition to winning the Unitas Award, Erickson placed eighth in balloting for the Heisman Trophy.

ERICKSON'S 1990 GAME-BY-GAME STATS

OPPONENT	ATT	COMP	YARDS	INT	TD	PCT	LG
at (16) BYU	52	28	299	1	0	53.8	27
at California	47	32	467	0	4	68.1	40
Iowa	33	17	360	2	3	51.5	73*
(2) Florida State	23	13	128	0	1	56.5	24
Kansas	29	15	229	0	1	51.7	39
at (6) Notre Dame	36	20	355	2	0	55.5	43
at Texas Tech	32	22	307	0	4	68.8	38*
Pittsburgh	35	25	355	0	2	71.4	40
Boston College	26	13	320	1	4	50.0	52*
Syracuse	41	23	259	0	1	56.1	24
at San Diego State	39	17	284	1	2	43.6	56
TOTALS	393	225	3,363	7	22	57.2	73*

Passing Efficiency Rating: 144.00

* indicates scoring play



RUSSELL MARYLAND

1990 OUTLAND TROPHY WINNER

- As a defensive tackle in 1990, made 96 tackles (54 solos) and had 10.5 quarterback sacks, seven tackles for losses, 19 quarterback pressures, forced five fumbles and broke up two passes.
- Returned to play for Miami in 1990 as a fifth-year senior, turning down what would surely have been a large pro contract.
- First pick in the 1991 NFL Draft by the Dallas Cowboys

MARYLAND'S 1990 GAME-BY-GAME STATS

OPPONENT	UT	AT	TT	TFL	QBS	FF	FR	INT	QBH	PBU
at BYU	4	2	6	0-0	1-5	0	0-0	0-0	1	0
at California	8	4	12	3-8	1-3	1	0-0	0-0	3	0
Iowa	2	2	4	0-0	0-0	0	0-0	0-0	0	0
Florida State	2	4	6	0-0	0-0	0	1-0	0-0	2	0
Kansas	1	3	4	0-0	1-3	1	0-0	0-0	0	0
at Notre Dame	15	5	20	3-9	1-3	0	0-0	0-0	0	0
at Texas Tech	7	5	12	1-4	2-9	0	0-0	0-0	0	0
Pittsburgh	1	3	4	0-0	0-0	0	0-0	0-0	2	1
Boston College	3	5	8	0-0	1-6	0	0-0	0-0	4	1
Syracuse	7	4	11	0-0	3-27	2	0-0	0-0	1	0
at San Diego State	6	3	9	0-0	-1	1	0-0	0-0	5	0
TOTALS	56	40	96	7-21	5-56	5	1-0	0-0	19	2



WARREN SAPP

1994 LOMBARDI AWARD WINNER

1994 NAGURSKI TROPHY WINNER

- Finished sixth in the Heisman voting in 1994.
- Consensus All-American who became the first Miami Hurricane to win the Rotary Lombardi Award, given annually to the nation's top lineman.
- Named Defensive Player of the Year by ABC Sports, Sports Illustrated, Football Writers Association of America, The Football News, Touchdown Club of Atlanta, Touchdown Club of Columbus and The BIG EAST Football Conference
- Led a Miami defense that led the NCAA in total defense, scoring defense and pass defense.
- Earned Player of the Game honors from ABC vs. Washington, the BIG EAST Network vs. Rutgers and ESPN vs. Florida State.
- As a junior in 1994, had 84 tackles and led the Hurricanes in sacks (10.5), tackles for loss (9.0), fumbles caused, fumble recoveries and quarterback pressures (25).
- First-round draft pick of the Tampa Bay Buccaneers (12th choice overall) in the 1995 NFL Draft.
- Earned the Nagurski Trophy, the Lombardi Award, a spot as an Outland Trophy finalist, Football News Defensive Player of the Year and BIG EAST Conference Defensive Player of the Year all in 1994.

SAPP'S 1994 GAME-BY-GAME STATS

OPPONENT	UT	AT	TT	TFL	QBS	FF	FR	INT	QBH	PBU
Georgia Southern	3	2	5	1-4	1-5-9	0	0-0	0-0	0	0
at Arizona State	0	6	6	0-0	-5-3	0	1-0	0-0	0	0
Washington	0	8	8	-5-1	0-0	0	0-0	0-0	0	0
Virginia Tech	3	1	4	2-15	2-15	1	0-0	0-0	1	0
Florida State	2	6	8	2-5-12	1-5-8	0	0-0	0-0	2	0
at Rutgers	4	2	6	1-3	1-3	0	1-19	0-0	0	0
at West Virginia	1	0	1	0-0	0-0	0	0-0	0-0	1	0
Pittsburgh	3	1	4	2-4	2-11	0	0-0	0-0	0	0
at Syracuse	3	3	6	2-7	1-8	1	0-0	0-0	0	0
at Temple	1	0	1	0-0	0-0	0	0-0	0-0	0	0
Boston College	2	7	9	1-5	1-10	0	0-0	0-0	1	0
TOTALS	37	47	84	12-5	42-10	5-67	2	2-19	0-0	5

NATIONAL AWARD WINNERS



GINO TORRETTA

1992 HEISMAN TROPHY WINNER
1992 UNITAS GOLDEN ARM AWARD WINNER
1992 DAVEY O'BRIEN AWARD WINNER
1992 MAXWELL AWARD WINNER

- Dominated the Heisman voting and became the most decorated football player in Miami history taking every award available to him in '92: the Maxwell Award (best overall player), Davey O'Brien Award (top quarterback), Unitas Award (top senior quarterback), consensus All-American and every player of the year award. As a senior, threw for 3,060 yards while completing almost 57 percent of his pass attempts.
- Second Hurricanes' quarterback to earn the Johnny Unitas Award, capping a brilliant 1992 season with the honor.
- Exceeded 300 yards passing five times, including a 433-yard effort against Iowa in the season opener.
- Very efficient quarterback who threw only seven interceptions in 402 pass attempts while throwing 19 touchdown passes.
- Led the Hurricanes to a perfect 12-0 record in the regular season on the way to a No. 1 ranking and a Sugar Bowl berth.
- The Pinole, Calif., product rewrote the Miami record books during a spectacular senior season, leaving UM with 11 records to his name, including career marks for passing yards (7,690), pass completions (555) and total offense (7,722 yards). He also set a record for consecutive passes thrown without an interception (123).
- Joined former Hurricane Vinny Testaverde (1986) as a Davey O'Brien Award winner. Both Steve Walsh (1988) and Craig Erickson (1990) were runners-up in their respective years.

TORRETTA'S 1992 GAME-BY-GAME STATS

OPPONENT	ATT	COMP	YARDS	INT	TD	PCT	LG
at (23) Iowa	51	31	433	1	2	60.8	51
Florida A&M	22	12	170	0	2	54.5	51
Arizona	46	26	289	1	1	56.5	31
(3) Florida State	48	20	252	1	2	41.7	33
at (7) Penn State	31	11	80	0	0	35.5	15
TCU	35	20	350	1	3	57.1	68
at Virginia Tech	28	17	249	0	3	60.7	33
West Virginia	40	28	363	0	3	70.0	40
Temple	23	16	221	0	2	69.6	39
at (7) Syracuse	43	23	343	3	0	53.5	48
at San Diego State	35	19	310	0	1	54.3	47
TOTALS	402	228	3,060	7	19	56.7	68

Passing Efficiency Rating: 152.80

TORRETTA'S CAREER STATS

YEAR	G/GS	COMP	ATT	PCT	YARDS	TD	INT	LP
1989	10/4	101	177	57.1	1,325	8	8	88t
1990	9/0	21	41	51.2	210	0	1	20
1991	11/11	205	371	55.3	3,095	20	8	99t
1992	11/11	228	402	56.7	3,060	19	7	68t
TOTALS	41/26	555	991	56.0	7,690	47	24	99t

Career Passing Efficiency: 152.00

*Indicates school record; †Indicates scoring play

1992 HEISMAN VOTING

	POINTS	1ST	2ND	3RD
1. Gino Torretta, Miami	1,400	310	179	112
2. Marshall Faulk, San Diego State	1,080	164	207	174
3. Garrison Hearst, Georgia	982	140	196	170
4. Marvin Jones, Florida State	392	81	51	47
5. Reggie Brooks, Notre Dame	294	42	53	62
6. Charlie Ward, Florida State	126	18	18	36
7. Micheal Barrow, Miami	64	10	10	14



DAN MORGAN

2000 BEDNARIK AWARD WINNER
2000 NAGURSKI TROPHY WINNER
2000 BUTKUS AWARD WINNER

- As a junior in 1999, produced one of the greatest seasons any defensive player has had at the University of Miami, as he made 139 tackles.
- A starter since his true freshman season, came to Miami as a fullback, but during freshman two-a-days in 1997 shined at linebacker.
- Team's leading tackler in 2000 (his third time to lead UM in tackles) with 138.
- Set a school record with 42 consecutive starts and became the first player in the school's history to have 100-plus tackles in each of his four seasons.
- All-time career tackles leader at Miami with 512, breaking the BIG EAST record along the way.
- Named a consensus First-Team All-American and became the first player in college football history to win the Butkus, Nagurski and Bednarik awards in the same season.
- Named Football News National Defensive Player of the Year, an honor he also won on the conference level as voted on by the league's head coaches.

MORGAN'S 2000 GAME-BY-GAME STATS

OPPONENT	UT	AT	TT	TFL	QBS	FF	FR	INT	QBH	PBU
McNeese State	3	4	7	0-0	0-0	0	0-0	0-0	0	0
at Washington	13	7	20	2-3	0-0	0	1-0	1-11	0	3
at West Virginia	9	7	16	2-5	2-5	0	0-0	0-0	4	0
at Rutgers	1	0	1	0-0	0-0	0	0-0	0-0	0	0
Florida State	14	3	17	2-6	0-0	1	0-0	1-23	1	1
at Temple	13	4	17	2-9	1-7	0	0-0	0-0	0	0
Louisiana Tech	2	2	4	0-0	0-0	0	0-0	0-0	0	1
Virginia Tech	7	4	11	0-0	0-0	0	0-0	0-0	0	0
Pittsburgh	11	9	20	2-3	0-0	0	1-0	0-0	0	0
at Syracuse	6	4	10	2-4	0-0	0	0-0	0-0	0	0
Boston College	11	4	15	3-12	1-7	0	0-0	0-0	0	0
TOTALS	90	48	138	15-42	4-19	1	2-0	2-34	5	5

MIAMI HURRICANES IN BUTKUS AWARD VOTING

1990	Maurice Crum, MLB	finalist
1992	Michael Barrow, MLB	finalist
1995	Ray Lewis, MLB	2nd
2000	Dan Morgan, MLB	1st



NATIONAL AWARD WINNERS



KEN DORSEY

2001 MAXWELL AWARD WINNER
2001 ARCHIE GRIFFIN AWARD
2002 ARCHIE GRIFFIN AWARD

- Received the 2001 Maxwell Award, given annually to the outstanding college football player of the year
- Third Miami Hurricane to win the Maxwell Award as he edged fellow finalists Eric Crouch of Nebraska and Rex Grossman of Florida in the closest vote in the 65-year history of the award.
- Was third behind Crouch and Grossman in the 2001 Heisman Trophy voting.
- Led the Hurricanes to a perfect (12-0) record and the 2001 National Championship.
- Finished his career 26-1 at Miami as a starter at quarterback
- Completed 184 of 318 passes for 2,652 yards with 23 touchdowns and nine interceptions during the 2001 regular season.

KEN DORSEY'S 2001 STATS

YEAR	G/GS	COMP	ATT	PCT	YARDS	TD	INT	LP
2001	11/11	206	353	58.3	3,014	26	10	64

Passing Efficiency Rating: 148.7

DORSEY'S 2001 GAME-BY-GAME STATS

OPPONENT	ATT	COMP	YARDS	INT	TD	PCT	LG
at Penn State	27	20	344	1	3	74.1	47
Rutgers	25	14	315	1	2	56.0	64
at Pittsburgh	32	18	208	1	1	56.3	32
Troy State	30	18	299	0	2	60.0	37
at Florida State	27	14	249	0	3	51.9	35
West Virginia	27	16	192	1	2	59.3	27
Temple	24	16	175	0	2	66.7	41
at Boston College	41	20	222	4	0	48.8	19
Syracuse	20	13	224	0	4	65.0	51
Washington	21	14	189	1	3	66.7	32
at Virginia Tech	44	21	235	0	1	47.7	31
TOTALS	318	184	2,652	9	23	58.3	64
Nebraska (Rose Bowl)	35	22	362	1	3	62.9	49



JOAQUIN GONZALEZ

2001 DRADDY TROPHY WINNER

- Named winner of the "Academic Heisman," the HealthSouth Draddy Trophy, in a ceremony honoring 16 national scholar-athletes at the National Football Foundation's 44th Annual Awards dinner in New York City.
- One of the nation's top offensive tackles and a major factor in an offensive line that yielded only three quarterback sacks in 2000.
- The 6-foot-6, 298-pound Dean's List member was a three-time Arthur Ashe Jr. Sports Scholar Team member, being named to the First Team in 2000.
- Was a four-time BIG EAST Academic All-Conference selection and an Iron Arrow inductee in 2000 (the highest academic honor bestowed to any UM student or staff member).
- Received a bachelor's degree in business administration in May of 2001 and received a master's of business administration in December of 2001.
- Named a First Team All-America twice by The Football Writers Association in 2000 and 2001.
- Named a second-team All-America.
- Selected to the First Team All-BIG EAST Team in both 2000 and 2001 and was the BIG EAST Rookie of the Year in 1998 - the first recipient of the award to earn all-conference academic honors in the same season.



BRYANT McKINNIE

2001 OUTLAND TROPHY WINNER

- Joined Russell Maryland (1990) as an Outland Trophy winner given annually to the nation's top lineman.
- Capped an impressive career when he beat out Nebraska offensive guard Toniu Fonoti and 2000 Outland Trophy winner John Henderson of Tennessee for the award.
- McKinnie, a 6-foot-9, 336-pound senior from Woodbury, N.J., never allowed a sack during his college career and anchored a line that averaged 5.5 yards per rushing attempt on the way to an undefeated season and the national championship.
- Hallmark performance came when he dominated Syracuse All-America defensive end Dwight Freeney in Miami's 59-0 victory, holding Freeney without a quarterback sack in 52 plays, setting the pace for an offense that rushed for a season-best 331 yards and accumulated 566 yards against the Orangemen.
- Played two seasons after transferring from Lackawanna Junior College (Pa.) prior to sitting out the 1999 season as a redshirt.
- Made a name for himself in Miami's 27-24 victory over Florida State at the Orange Bowl when he shut down FSU's Jamal Reynolds, who managed just one assisted tackle in the game. Reynolds was a First-Team All-American, the Lombardi winner and a first-round NFL draft pick.

NATIONAL AWARD WINNERS



BRETT ROMBERG

2002 RIMINGTON TROPHY WINNER

- Became the first University of Miami player to win the Rimington Trophy in 2002.
- Contributed in Miami's 34-game winning streak from 2000 to 2002 as the center.
- Had the versatility to play effectively at guard or tackle, but settled in as the center for his sophomore season in 2000.
- Helped the Hurricanes win 35 of 37 games, one National Championship, three BIG EAST Conference championships, a Sugar Bowl and a Rose Bowl during his career - all with Romberg calling the blocking signals for the offensive line.
- Never allowed a quarterback sack at center and led an offensive line that helped produce three 1,000-yard rushers (James Jackson, Clinton Portis and Willis McGahee), a quarterback (Ken Dorsey) who set every major UM career passing record and an offense that averaged more than 465 yards per game for the balance of his three years as the starting center.
- The Dave Rimington Trophy was one of college football's newest annual awards, given each year since 1999 to college football's outstanding center. It is hosted by the Boomer Esiason Foundation for research and treatment of cystic fibrosis.



KELLEN WINSLOW II

2003 MACKEY AWARD WINNER

- Became the first player in Miami history to win the John Mackey Award.
- The Nassau County Sports Commission presents the prestigious John Mackey Award annually to the most outstanding tight end in Division I-A College Football.
- At 6-foot-5, 245-pounds, led the team with 60 catches and was second on the team with 605 receiving yards, averaging 10.1 yards per catch and 46.5 yards per game as a junior.
- Led or tied for the team lead in receptions in nine games in 2003 and broke the UM record for career receptions by a tight end with 119.
- In his biggest game of the season and the second-biggest of his career, pulled in 10 catches for 104 yards against West Virginia, including a leaping catch over the middle on a critical fourth-and-13 that led to Miami's game-winning field goal in the final seconds against the Mountaineers.
- Made seven catches for 106 yards in the Hurricanes' 22-14 win at Florida State, despite playing in a torrential downpour on a rain-soaked field.
- Stood out as a big-play performer on special teams, blocking a punt against Syracuse.
- Impressed with his blocking ability on offense and special teams in a UM win over Pittsburgh, throwing a key block to spring tailback Jason Geathers for a 78-yard gain on a screen pass that set up a Miami touchdown.
- Following his junior season, was drafted by the Cleveland Browns in the first round as the sixth overall pick in the 2004 NFL Draft.

WINSLOW'S CAREER RECEIVING STATS

YEAR	G/GS	NO	YARDS	AVG	TD	LG
2001	11/10	2	34	17.0	0	19
2002	13/13	57	726	12.7	8	58
2003	13/12	60	605	10.1	1	39
TOTALS	37/25	119	1,365	11.5	9	58

WINSLOW'S 2003 GAME-BY-GAME RECEIVING STATS

OPPONENT	NO	YARDS	TD	LG
at Louisiana Tech	4	35	1	13
Florida	5	35	0	17
East Carolina	2	27	0	16
at Boston College	4	41	0	17
West Virginia	10	104	0	19
at Florida State	7	106	0	39
Temple	4	43	0	17
at Virginia Tech	8	48	0	8
Tennessee	7	88	0	22
Syracuse	1	6	0	6
Rutgers	2	15	0	8
at Pittsburgh	1	9	0	9
vs. Florida State	5	48	0	12
TOTALS	60	605	1	39



ALL-CONFERENCE & CONFERENCE AWARDS

BIG EAST (1991-2003)

1991

Offense

QB Gino Torretta * \$
WR Lamar Thomas
OT Leon Searcy
PK Carlos Huerta
RS Kevin Williams ^
RB Stephen McGuire #

Defense

DL Rusty Medearis
LB Darrin Smith &
CB Ryan McNeil
S Darryl Williams
LB Micheal Barrow*

Coaching

Dennis Erickson @ *

1992

Offense

QB Gino Torretta * \$
WR Lamar Thomas
OT Mario Cristobal
OL Kipp Vickers #
TE Coleman Bell #
RS Kevin Williams #

Defense

DL Mark Caesar
DL Kevin Patrick
LB Micheal Barrow * !
LB Darrin Smith
CB Ryan McNeil
DL Darren Krein
LB Jesse Armstead
S Casey Greer

Coaching

Dennis Erickson @ *

1993

Offense

WR Chris T. Jones
OG Tirrell Greene
OG Rudy Barber #

Defense

DL Darren Krein *
DL Kevin Patrick !
DL Warren Sapp
DB Terris Harris
DB Dexter Seigler *
LB Rohan Marley #

1994

Offense

WR Chris T. Jones
C K.C. Jones*
RS Jammi German
RB James Stewart #
OL Tirrell Greene #
PK Dane Prewitt #

Defense

DL Warren Sapp *
LB Ray Lewis
S C.J. Richardson
CB Carlos Jones
DL Pat Riley #
LB Corwin Francis #
DB Chad Wilson #
DB Malcolm Pearson

Coaching

Dennis Erickson @ *

1995

Offense

RB Danyell Ferguson *
WR Jammi German
C K.C. Jones
OL Alan Symonette #

KEY: * indicates unanimous | # second-team | \$ BE Offensive POY | ! BE Defensive POY | ^ BE Special Teams POY
~ BE Rookie of the Year | & BE Co-Defensive POY | @ BE Coach of the Year | all selections first-team unless indicated

ALL-CONFERENCE & CONFERENCE AWARDS

1995

Defense

DL Kenny Holmes
LB Ray Lewis *
DL Kenard Lang #
CB Carlos Jones #

1996

Offense

OL J Ina
OL K.C. Jones
QB Ryan Clement #
WR Yatil Green #
TE Chris Jones #
PK Andy Crosland #

Defense

DL Kenny Holmes
LB James Burgess
LB Twan Russell
DL Kenard Lang #
CB Earl Little #
S Tremain Mack # ^

1997

Offense

RB Edgerrin James
WR Reggie Wayne # ~
OL Kerlin Blaise #
TE Bubba Franks #

Defense

CB Duane Starks

1998

Offense

RB Edgerrin James
OT Richard Mercier
TE Bubba Franks
WR Santana Moss #
OT Joaquin Gonzalez ~ (*not all-conference*)

Defense

DL Derrick Ham
LB Dan Morgan
LB Nate Webster
CB Leonard Myers #

1999

Offense

WR Santana Moss
OG Richard Mercier
C Ty Wise
TE Bubba Franks
RB James Jackson #
KR/PR Santana Moss #

Defense

LB Nate Webster
DL Damione Lewis #
LB Dan Morgan #
CB Mike Rumph #
S Ed Reed #
S Al Blades #

2000

Offense

WR & KR / PR Santana Moss ^ +
OG Joaquin Gonzalez
OT Bryant McKinnie
TE Jeremy Shockey
QB Ken Dorsey
WR Reggie Wayne #
RB James Jackson #

Defense

DL Damione Lewis *
LB Dan Morgan * !
CB Mike Rumph
S Ed Reed
S Al Blades
P Freddie Capshaw
CB Leonard Myers

KEY: * indicates unanimous | # second-team | \$ BE Offensive POY | ! BE Defensive POY | ^ BE Special Teams POY
~ BE Rookie of the Year | & BE Co-DPOY | + BE Co-OPOY | @ BE Coach of the Year | all selections first-team unless #



ALL-CONFERENCE & CONFERENCE AWARDS

2000

Coaching

Butch Davis @

2001

Offense

OT Bryant McKinnie *

OG Martin Bibla

C Brett Romberg

OT Joaquin Gonzalez

TE Jeremy Shockey *

QB Ken Dorsey * +

RB Clinton Portis *

PK Todd Sievers *

WR Andre Johnson #

OG Sherko Haji-Rasouli #

Defense

DL Jerome McDougale

LB Jonathan Vilma

CB & KR / PR Phillip Buchanon ^

S Ed Reed * &

P Freddie Capshaw

DL William Joseph #

CB Mike Rumph #

Coaching

Larry Coker @

2002

Offense

WR Andre Johnson

C Brett Romberg

OG Sherko Haji-Rasouli

TE Kellen Winslow

QB Ken Dorsey * +

RB Willis McGahee * +

PK Todd Sievers

OT Carlos Joseph #

Defense

DL William Joseph

DL Jerome McDougale

LB Jonathan Vilma *

CB Antrel Rolle

S Maurice Sikes

S Sean Taylor

DL Jamaal Green #

LB D.J. Williams #

Coaching

Larry Coker @

2003

Offense

OT Eric Winston

TE Kellen Winslow

PK Jon Peattie

OG Vernon Carey #

OG Chris Myers #

Defense

DL Vince Wilfork *

LB Jonathan Vilma *

LB D.J. Williams

CB Antrel Rolle

S Sean Taylor * !

S Maurice Sikes

ACC (2004 - PRESENT)

2004

Offense

OT Chris Myers #

WR Roscoe Parrish #

RB Frank Gore #

QB Brock Berlin #

Defense

CB Antrel Rolle

KEY: * indicates unanimous | # second-team | \$ BE Offensive POY | ! BE Defensive POY | ^ BE Special Teams POY
~ BE Rookie of the Year | & BE Co-DPOY | + BE Co-OPOY | @ BE Coach of the Year | all selections first-team unless #

ALL-CONFERENCE & CONFERENCE AWARDS

2005

Offense

OT Eric Winston
RB Tyrone Moss
SP Devin Hester

Defense

S Brandon Meriweather #

2006

Offense

TE Greg Olsen

Defense

DE Calais Campbell

2007

Offense

OG Derrick Morse #

Defense

S Kenny Phillips

2008

Defense

P Matt Boshier #
LB Colin McCarthy #
LB Darryl Sharpton #
LB Sean Spence + (*not all-conference*)

2009

Offense

PK Matt Boshier
OT Jason Fox

2010

Offense

OG Brandon Washington
WR Leonard Hankerson
OT Orlando Franklin #
RB Damien Berry #

Defense

P Matt Boshier
DL Allen Bailey #
CB Brandon Harris #
S Ray-Ray Armstrong #
LB Sean Spence #

2011

Offense

C Tyler Horn #
RB Lamar Miller #

Defense

LB Sean Spence

2012

Offense

RB Duke Johnson # (= *), ~ (= *), & (= *)
SP Duke Johnson # (=), > (*)
OG Jon Feliciano > (=)
OT Seantrel Henderson > (= *)
OG Brandon Linder > (= *)
C Shane McDermott > (*)

Defense

DE Anthony Chickillo > (*)
LB Denzel Perryman > (= *)
S Vaughn Telemaque > (*)

2013

Offense

RB Duke Johnson # (= *)
WR Allen Hurns # (= *)
OG Brandon Linder # (= *)
QB Stephen Morris % (= *)
OT Seantrel Henderson % (*), > (=)
OG Jon Feliciano > (=)
C Shane McDermott % (*)
SP Stacy Coley % (*), > (=)

KEY: * indicates coaches | = ASCMA (media) | # second-team | % third | > honorable mention | \$ ACC Offensive POY | ! ACC Defensive POY
| * ACC Special Teams POY | ~ ACC Overall Rookie of the Year | & ACC O-ROY | + ACC D-ROY | @ ACC Coach of the Year



ALL-CONFERENCE & CONFERENCE AWARDS

2013

Defense

LB Denzel Perryman (= *)
 P Pat O'Donnell (= *)
 S Deon Bush > (=)
 CB Tracy Howard > (=)

2014

Offense

RB Duke Johnson (= *)
 OL Shane McDermott (*), % (=)
 WR Phillip Dorsett # (= *)
 TE Clive Walford # (= *)
 OT Ereck Flowers # (= *)
 QB Brad Kaaya % (=), ~ (*), & (*)
 OL Jon Feliciano % (=), > (*)

Defense

LB Denzel Perryman (= *)
 P Justin Vogel % (= *)
 DE Anthony Chickillo % (*), > (=)
 DL Olsen Pierre > (= *)
 S Deon Bush > (= *)
 CB Artie Burns > (*)

2015

Offense

WR Stacy Coley # (*), % (=)
 WR Rashawn Scott % (*)
 QB Brad Kaaya % (= *)
 RB Joe Yearby % (*), > (=)
 K Michael Badgley % (*), > (=)
 OT Danny Isidora > (*)

Defense

CB Artie Burns # (= *)
 S Deon Bush % (*), > (=)
 P Justin Vogel > (*)

2016

Offense

WR Ahmmon Richards # (=), % (*)
 OL Danny Isidora # (*), % (=)
 WR Stacy Coley % (= *)
 RB Mark Walton % (= *)
 K Michael Badgley % (*), > (=)
 TE David Njoku > (=)

Defense

DB Corn Elder (*), # (=)
 P Justin Vogel # (= *)
 DL Kendrick Norton % (*)
 LB Shaquille Quarterman % (*), > (=)
 DB Rayshawn Jenkins > (=)

2017

Offense

K Michael Badgley
 TE Christopher Herndon IV #
 RB Travis Homer #
 WR Braxton Berrios %
 OT Kc McDermott %
 OL Navaughn Donaldson >
 OL Tyler Gauthier >
 OL Trevor Darling >
 SP Braxton Berrios >

Defense

DL RJ McIntosh #
 LB Shaquille Quarterman #
 CB Michael Jackson, Jr. #
 S Jaquan Johnson #
 DL Trent Harris %
 DL Kendrick Norton >
 LB Michael Pinckney >
 CB Malek Young >

KEY: * indicates coaches | = ASCMA (media) | # second-team | % third | > honorable mention | \$ ACC Offensive POY | ! ACC Defensive POY
 | ^ ACC Special Teams POY | ~ ACC Overall Rookie of the Year | & ACC O-ROY | + ACC D-ROY | @ ACC Coach of the Year



ALL-CONFERENCE & CONFERENCE AWARDS

2018

Offense

RB Travis Homer #
TE Brevin Jordan #
OL Tyree St. Louis >

Defense

LB Shaquille Quarterman
S Jaquan Johnson #
DL Gerald Willis III #
DB Trajan Bandy %
DE Joe Jackson >
LB Michael Pinckney >
CB Michael Jackson, Sr. >
S Sheldrick Redwine >

2019

Offense

TE Brevin Jordan

Defense

LB Shaquille Quarterman
DE Gregory Rousseau +
LB Michael Pinckney #
CB Trajan Bandy >

BIG EAST (1991-2003) AWARDS

BIG EAST Offensive Player of the Year

2002 - QB Ken Dorsey / RB Willis McGahee `
2001 - QB Ken Dorsey `
2000 - WR Santana Moss `
1992 - QB Gino Torretta
1991 - QB Gino Torretta

BIG EAST Defensive Player of the Year

2003 - S Sean Taylor
2001 - S Ed Reed `
2000 - LB Dan Morgan
1994 - DL Warren Sapp
1993 - DL Kevin Patrick
1992 - LB Michael Barrow
1991 - LB Darrin Smith `

BIG EAST Special Teams Player of the Year

2001 - PR/KR Phillip Buchanon
2000 - PR Santana Moss
1996 - RS Tremain Mack
1991 - RS Kevin Williams

BIG EAST Rookie of the Year

1998 - OT Joaquin Gonzalez
1997 - WR Reggie Wayne
1994 - DE Kenard Lang

BIG EAST Coach of the Year

2002 - Larry Coker
2001 - Larry Coker
2000 - Butch Davis
1994 - Dennis Erickson
1992 - Dennis Erickson
1991 - Dennis Erickson

ACC (2004-PRESENT) AWARDS

ACC Coach of the Year

2017 - Mark Richt

ACC Overall Rookie of the Year

2014 - QB Brad Kaaya
2012 - RB Duke Johnson (= *)

ACC Offensive Rookie of the Year

2014 - QB Brad Kaaya
2012 - RB Duke Johnson (= *)

ACC Defensive Rookie of the Year

2019 - DE Gregory Rousseau
2008 - LB Sean Spence

Jim Tatum Award (top scholar-athlete)

2017 - WR Braxton Berrios

Brian Piccolo Award (most courageous)

2015 - OL Hunter Knighton
2014 - RB Duke Johnson
2012 - DL Shayon Green
2006 - CB Glenn Sharpe
2004 - RB Frank Gore

KEY: * indicates coaches | = ASCMA (media) | # second-team | % third | > honorable mention | \$ ACC Offensive POY | ! ACC Defensive POY
| ^ ACC Special Teams POY | ~ ACC Overall Rookie of the Year | & ACC O-ROY | + ACC D-ROY | @ ACC Coach of the Year | ` shared honor



ALPHABETICAL #PROCANES ROSTER

ADKINS, Spencer (LB) – Atlanta Falcons (2009-12)
 ALVERS, STEVE (TE/C) – Buffalo Bills (1981); New York Jets (1982)
 ANDERSON, Ottis (RB) – St. Louis Cardinals (1979-86); New York Giants (1986-92)
 ARMBRISTER, Thurston (LB) – Jacksonville Jaguars (2015); Detroit Lions (2015-16)
 ARMSTEAD, Jessie (LB) – New York Giants (1993-2001); Washington Redskins (2002-03)
 ARMSTRONG, Ray Ray (LB) – St. Louis Rams (2013-14); Oakland Raiders (2015); San Francisco 49ers (2015-17); Cleveland Browns (2018-19)
 ATKINS, Baraka (DE) – Seattle Seahawks (2007-08); San Francisco 49ers (2009)
 BADGLEY, Michael (K) – Los Angeles Chargers (2018-20)
 BAILEY, Allen (DL) – Kansas City Chiefs (2011-19); Atlanta Falcons (2020)
 BAILEY, Don (C) – Indianapolis Colts (1984-85)
 BAILEY, Robert (DB) – Los Angeles Rams (1991-94); Dallas Cowboys (1995); Washington Redskins (2005); Miami Dolphins (1996); Detroit Lions (1997-99); Baltimore Ravens (2000); Detroit Lions (2001)
 BANASZAK, Pete (RB) – Oakland Raiders (1966-78)
 BANDY, Trajan (CB) – Pittsburgh Steelers (2020)
 BARNES, Mike (DT/DE) – Baltimore Colts (1973-81)
 BARROW, Micheal (LB) – Houston Oilers (1993-96); Carolina Panthers (1997-99); New York Giants (2000-03); Dallas Cowboys (2005)
 BASS, Robert (LB) – Chicago Bears (1995)
 BEASON, Jon (LB) – Carolina Panthers (2007-13); New York Giants (2013-15)
 BEIER, Tom (DB) – Miami Dolphins (1967, 1969)
 BELK, Rocky (WR) – Cleveland Browns (1983)
 BELL, Coleman (TE) – Washington Redskins (1994-95); Seattle Seahawks (1996)
 BELLINGER, Rodney (DB) – Buffalo Bills (1984-86)
 BENJAMIN, Travis (WR) – Cleveland Browns (2012-15); San Diego Chargers (2016); Los Angeles Chargers (2017-19); San Francisco 49ers (2020)
 BENNETT, Donnell (RB) – Kansas City Chiefs (1994-2000); Washington Redskins (2001)
 BENNETT, Phil (LB) – Boston Patriots (1960)
 BENNETT, Woody (RB) – New York Jets (1979-80); Miami Dolphins (1980-88)
 BENTLEY, Albert (RB) – Indianapolis Colts (1985-91); Pittsburgh Steelers (1992)
 BERLIN, Brock (QB) – St. Louis Rams (2007-08)
 BERRIOS, Braxton (WR) – New England Patriots (2018); New York Jets (2019-20)
 BERRY, Damien (RB) – Baltimore Ravens (2011-13)
 BIBLA, Martin (G) – Atlanta Falcons (2002-05)
 BLADES, Al (DB) – San Francisco 49ers (2001-02)
 BLADES, Bennie (DB) – Detroit Lions (1988-96); Seattle Seahawks (1997)
 BLADES, Brian (WR) – Seattle Seahawks (1988-98)
 BLAISE, Kerlin (G) – Detroit Lions (1999-2003)
 BOOKMAN, Johnny (DB) – New York Giants (1957); Dallas Texans (1960); New York Titans (1961)
 BOSHER, Matt (K) – Atlanta Falcons (2011-19)

BOSSELER, Don (FB) – Washington Redskins (1957-64)
 BRATTON, Melvin (RB) – Denver Broncos (1989-90)
 BROPHY, Jay (LB) – Miami Dolphins (1984-86); New York Jets (1987)
 BROUGHTON, Willie (DT/NT) – Indianapolis Colts (1985-86); Dallas Cowboys (1989-90); Los Angeles Raiders (1992-93); New Orleans Saints (1995-96)
 BROWN, Andre (WR) – Miami Dolphins (1989-90)
 BROWN, Delvin (DB) – Jacksonville Jaguars (2001)
 BROWN, Eddie (WR) – Cincinnati Bengals (1985-91)
 BROWN, Fred (LB/TE) – Los Angeles Rams (1965); Philadelphia Eagles (1967-69)
 BROWN, Jerome (DT) – Philadelphia Eagles (1987-91)
 BROWN, Kareem (DT) – New England Patriots (2007); New York Jets (2007-08)
 BROWN, Larry (T) – Kansas City Chiefs (1978-79)
 BUCHANON, Phillip (DB) – Oakland Raiders (2002-04); Houston Texans (2005-06); Tampa Bay Buccaneers (2006-08); Detroit Lions (2009); Washington Redskins (2010-11)
 BURGESS, James (LB) – San Diego Chargers (1997-98)
 BURKE, Mike (P) – Los Angeles Rams (1974)
 BURNS, Artie (CB) – Pittsburgh Steelers (2016-19); Chicago Bears (2020)
 BURT, Jim (NT/DT) – New York Giants (1981-88); San Francisco 49ers (1989-91)
 BUSH, Deon (S) – Chicago Bears (2016-20)
 BUTLER, Rashad (T) – Carolina Panthers (2006); Houston Texans (2007-12); Cleveland Browns (2013); Pittsburgh Steelers (2013)
 BYRD, LaRon (WR) – Arizona Cardinals (2012-13); Cleveland Browns (2014); Washington Redskins (2015); Carolina Panthers (2016)
 CAESAR, Mark (DL) – Miami Dolphins (1994)
 CAMPBELL, Calais (DE) – Arizona Cardinals (2008-16); Jacksonville Jaguars (2017-19); Baltimore Ravens (2020)
 CARAPPELLA, Al (DT/MG/T/LB) – San Francisco 49ers (1951-55)
 CAREY, Vernon (T/G) – Miami Dolphins (2004-11)
 CARROLL, Wesley (WR) – New Orleans Saints (1991-92); Cincinnati Bengals (1993)
 CARTER, Jamal (DB) – Denver Broncos (2017); Atlanta Falcons (2019-20)
 CARTER, Rubin (NT/DT) – Denver Broncos (1975-86)
 CESARE, Billy (DB/KR) – Tampa Bay Buccaneers (1978-79); Miami Dolphins (1980); Tampa Bay Buccaneers (1981); Detroit Lions (1982)
 CHICKILLO, Anthony (LB) – Pittsburgh Steelers (2015-19); New Orleans Saints (2020)
 CHICKILLO, Nick (LB/G) – Chicago Cardinals (1953)
 CHICKILLO, Tony (NT/DE/G) – San Diego Chargers (1984-85); New York Jets (1987)
 CLARK, Bernard (LB) – Cincinnati Bengals (1990-91); Seattle Seahawks (1991)
 CLARK, Howard (LB) – Philadelphia Eagles (2003)
 CLEVELAND, Asante (TE) – San Francisco 49ers (2014-15); New England Patriots (2015); San Diego Chargers (2016)
 CLINE, Tony (DE) – Oakland Raiders (1970-75); San Francisco 49ers (1976-77)
 COCHRANE, Kelly (QB) – Houston Oilers (1972)
 COLBERT, Adrian (DB) – San Francisco 49ers (2017-18); Miami Dolphins (2019); Kansas City Chiefs (2020)

ALPHABETICAL #PROCANES ROSTER

COLEY, STACY (WR) – Minnesota Vikings (2017-18); New York Giants (2018)
 CONNERS, Dan (LB) – Oakland Raiders (1964-74)
 COOK, Charles (DE) – New York Giants (1983)
 COOPER, Mark (G/T) – Denver Broncos (1983-87); Tampa Bay Buccaneers (1987-89)
 COPELAND, Horace (WR) – Tampa Bay Buccaneers (1993-95, 1997); Miami Dolphins (1998)
 COREY, Walt (LB) – Dallas Texans (1960, 1962); Kansas City Chiefs (1963-66)
 CORTES, Julio (LB) – Seattle Seahawks (1987)
 COVINGTON, Scott (QB) – Cincinnati Bengals (1999-2001); St. Louis Rams (2002-03)
 COX, Jim (TE) – Miami Dolphins (1968)
 CURRY, Shane (DE) – Indianapolis Colts (1991)

DAANEN, Jerry (WR) – St. Louis Cardinals (1968-70)
 DALLAS, DeeJay (RB) – Seattle Seahawks (2020)
 DAVENPORT, Najeh (RB) – Green Bay Packers (2002-05); Pittsburgh Steelers (2006-08); Indianapolis Colts (2008)
 DAVIS, Tanard (DB) – Indianapolis Colts (2006); Philadelphia Eagles (2007); Tennessee Titans (2008)
 DAWKINS, Dale (WR) – New York Jets (1990-93)
 DEL BELLO, Jack (QB) – Baltimore Colts (1953)
 DEMARCO, Mario (G/LB) – Detroit Lions (1949)
 DENNISON, Glenn (TE) – New York Jets (1984); Washington Redskins (1987)
 DIAMOND, Charley (T) – Dallas Texans (1960-62); Kansas City Chiefs (1963)
 DIXON, Antonio (DT) – Philadelphia Eagles (2009-12); Indianapolis Colts (2012)
 DOOLEY, Jim (B/E/FL/TE) – Chicago Bears (1952-61)
 DORSETT, Phillip (WR) – Indianapolis Colts (2015-17); New England Patriots (2017-19); Seattle Seahawks (2020)
 DORSEY, Ken (QB) – San Francisco 49ers (2003-05); Cleveland Browns (2006-08)
 DUNN, Gary (NT/DT/DE) – Pittsburgh Steelers (1976-87)
 EDWARDS, Eddie (DE/DT) – Cincinnati Bengals (1977-88)
 ELDER, Corn (CB) – Carolina Panthers (2017-20)
 EPPS, Dedrick (TE) – Miami Dolphins (2010); New York Jets (2011-12)
 ERICKSON, Craig (QB) – Tampa Bay Buccaneers (1992-94); Indianapolis Colts (1995); Miami Dolphins (1996-97); Chicago Bears (1999)
 ETHEREDGE, Carlos (OL) – Indianapolis Colts (1994)
 EVANS, Leon (DE) – Detroit Lions (1985-86)
 EVERETT, Kevin (TE) – Buffalo Bills (2005-07)

FAGAN, Kevin (DE) – San Francisco 49ers (1987-93)
 FEAGLES, Jeff (P) – New England Patriots (1988-89); Philadelphia Eagles (1990-93); Arizona Cardinals (1994-97); Seattle Seahawks (1998-2002); New York Giants (2003-09)
 FELICIANO, Jonathan (G) – Oakland Raiders (2015-18); Buffalo Bills (2019-20)
 FINLEY, Romeo (LB) – Los Angeles Chargers (2020)
 FITZGERALD, Markese (DB) – Tampa Bay Buccaneers (2002)
 FLOWERS, ERECK (T) – New York Giants (2015-18); Washington Redskins (2019); Miami Dolphins (2020)
 FORD, Chase (TE) – Minnesota Vikings (2012-15)
 #OREMAN, Chuck (RB) – Minnesota Vikings (1973-79); New

England Patriots (1980)
 FORSTON, Marcus (DL) – New England Patriots (2012-13)
 FOX, Jason (T) – Detroit Lions (2010-13); Miami Dolphins (2014-15)
 FOX, Terry (FB/LB) – Philadelphia Eagles (1941, 1945); Miami Seahawks (1946)
 FRANKLIN, Orlando (OL) – Denver Broncos (2011-14); San Diego Chargers (2015-16)
 FRANKS, Bubba (TE) – Green Bay Packers (2000-07); New York Jets (2008)
 FRAZIER, Frank (G) – Washington Redskins (1987)
 FROHBOSE, Bill (DB) – Detroit Lions (1974)
 FULCHER, Mondriel (TE) – Oakland Raiders (2000-02)
 FULLINGTON, Darrell (DB) – Minnesota Vikings (1988-90); New England Patriots (1991); Tampa Bay Buccaneers (1992-93)

GAINES, Jimmy (LB) – Buffalo Bills (2014-15)
 GAITER, Tony (WR) – New England Patriots (1997-98); San Diego Chargers (1998-99)
 GARVIN, Jonathan (LB) – Green Bay Packers (2020)
 GARY, Cleveland (RB) – Los Angeles Rams (1989-93); Miami Dolphins (1994)
 GAUTHIER, Tyler (OL) – New England Patriots (2020)
 GEATHERS, Jason (WR) – New York Giants (2004)
 GERMAN, Jammi (WR) – Atlanta Falcons (1998-2001)
 GONZALEZ, Joaquin (T) – Cleveland Browns (2002-04); Indianapolis Colts (2005)
 GOODEN, Tavares (LB) – Baltimore Ravens (2008-10); San Francisco 49ers (2011-12); Houston Texans (2013)
 GORDON, Richard (TE) – Oakland Raiders (2011-12); Pittsburgh Steelers (2013); Kansas City Chiefs (2013-15); Tennessee Titans (2014)
 GORE, Frank (RB) – San Francisco 49ers (2005-14); Indianapolis Colts (2015-17); Miami Dolphins (2018); Buffalo Bills (2019); New York Jets (2020)
 GRAHAM, Jimmy (TE) – New Orleans Saints (2010-14); Seattle Seahawks (2015-17); Green Bay Packers (2018-19); Chicago Bears (2020)
 GREAVES, Gary (T) – Houston Oilers (1960)
 GREEN, Jamaal (DE) – Philadelphia Eagles (2003-04); Chicago Bears (2005); Washington Redskins (2007)
 GREEN, Shayon (LB) – Pittsburgh Steelers (2015)
 GREEN, Yatil (WR) – Miami Dolphins (1997-1999)
 GRIFFIN, Keith (RB) – Washington Redskins (1984-88)
 GUNN, Harland (OL) – Atlanta Falcons (2012-15)
 GUNTER, Ladarius (CB) – Green Bay Packers (2015-17); Carolina Panthers (2017-18)

HAGGERTY, Mike (T) – Pittsburgh Steelers (1967-70); New England Patriots (1971); Detroit Lions (1973)
 HAM, Derrick (DE) – Washington Redskins (1999-2000); Cleveland Browns (2001)
 HANKERSON, Leonard (WR) – Washington Redskins (2011-14); Atlanta Falcons (2015)
 HARDEN, Bobby (DB) – Miami Dolphins (1990-93)
 HARRAH, Dennis (G/C) – Los Angeles Rams (1975-87)
 HARRIS, Brandon (DB) – Houston Texans (2011-13); Tennessee Titans (2014-15)
 HARRIS, Derrick (RB) – St. Louis Rams (1996-99); San Diego Chargers (2000)
 HARRIS, Orin (DT) – Cleveland Browns (2006); New Orleans



ALPHABETICAL #PROCANES ROSTER

- Saints (2007); Cincinnati Bengals (2008-09); Detroit Lions (2009)
- HAWKINS, Bill (DE/DT) – Los Angeles Rams (1989-92)
- HEAPS, Jake (QB) – New York Jets (2015); Seattle Seahawks (2016-17)
- HEFFERNAN, Dave (G) – Tampa Bay Buccaneers (1988)
- HENDERSON, Seantrel (T) – Buffalo Bills (2014-17); Houston Texans (2018)
- HENDRICKS, Dwayne (DT) – New York Giants (2010-11)
- HENDRICKS, Ted (LB) – Baltimore Colts (1969-73); Green Bay Packers (1974); Oakland Raiders (1975-81); Los Angeles Raiders (1982-83)
- HENRY, Charles (TE) – Miami Dolphins (1991)
- HERNDON IV, Christopher (TE) – New York Jets (2018-20)
- HESTER, Devin (WR/PR) – Chicago Bears (2006-13); Atlanta Falcons (2014-17)
- HEURTELOU, Calvin (DT) – Denver Broncos (2016)
- HIGHSMITH, Alonzo (RB) – Houston Oilers (1987-89); Dallas Cowboys (1990-91)
- HILL, Quadtrine (RB) – New England Patriots (2006-07)
- HILL, Randal (WR) – Miami Dolphins (1991); Arizona Cardinals (1991-94); Miami Dolphins (1995-96); New Orleans Saints (1997-98)
- HOLMES, Kenny (DE) – Tennessee Titans (1997-2000); New York Giants (2001-03)
- HOMER, Travis (RB) – Seattle Seahawks (2019-20)
- HOWARD, Tracy (DB) – Cleveland Browns (2016); Jacksonville Jaguars (2017)
- HUDDOCK, Mike (C) – New York Titans (1960-62); New York Jets (1963-65); Miami Dolphins (1966); Kansas City Chiefs (1967)
- HUERTA, Carlos (K) – Chicago Bears (1996); St. Louis Rams (1996)
- HURNS, Allen (WR) – Jacksonville Jaguars (2014-17); Dallas Cowboys (2018-19)
- IRVIN, Michael (WR) – Dallas Cowboys (1988-2000)
- ISIDORA, Danny (OL) – Minnesota Vikings (2017-19); Miami Dolphins (2019-20)
- JACKSON Sr., Michael (DB) – Dallas Cowboys (2019); Detroit Lions (2019); New England Patriots (2020)
- JACKSON, James (RB) – Cleveland Browns (2001-03); Green Bay Packers (2004); Arizona Cardinals (2005)
- JACKSON, Joe (DL) – Dallas Cowboys (2019-20)
- JAMES, Edgerrin (RB) – Indianapolis Colts (1999-2005); Arizona Cardinals (2006-08); Seattle Seahawks (2009)
- JAMES, Javaris (RB) – Indianapolis Colts (2010-11)
- JAMES, Mike (RB) – Tampa Bay Buccaneers (2013-16); Detroit Lions (2017)
- JELLEY, Tom (DE) – Pittsburgh Steelers (1951)
- JENKINS, Darnell (WR) – Houston Texans (2008-09)
- JENKINS, Rayshawn (DB) – Los Angeles Chargers (2017-20)
- JENNINGS, Kelly (DB) – Seattle Seahawks (2006-10); Cincinnati Bengals (2011)
- JOHNSON, Alex (WR) – Houston Oilers (1991)
- JOHNSON, Andre (WR) – Houston Texans (2003-14); Indianapolis Colts (2015); Tennessee Titans (2016)
- JOHNSON, Bruce (DB) – New York Giants (2009-12)
- JOHNSON, Duke (RB) – Cleveland Browns (2015-19); Houston Texans (2019-20)
- JOHNSON, Jack (DB) – Chicago Bears (1957-59); Buffalo Bills (1960-61); Dallas Texans (1961)
- JOHNSON, Jaquan (DB) – Buffalo Bills (2019-20)
- JOHNSON, Ken (RB) – New York Giants (1979)
- JONES, Carlos (CB) – Seattle Seahawks (1998); New Orleans Saints (1999); Minnesota Vikings (2000)
- JONES, Chris T. (WR) – Philadelphia Eagles (1995-98); Oakland Raiders (1998-99)
- JONES, Daryl (WR) – New York Giants (2002-03)
- JONES, Ernie (DB) – Seattle Seahawks (1976); New York Giants (1977-79)
- JONES, Jimmie (DT/DE) – Dallas Cowboys (1990-93); L.A./St. Louis Rams (1994-97); Philadelphia Eagles (1997-98)
- JONES, K.C. (C) – Denver Broncos (1997-2001)
- JONES, Larry (FB) – Washington Redskins (1995-96)
- JOSEPH, Carlos (OL) – San Diego Chargers (2004)
- JOSEPH, Joe (DT) – Washington Redskins (2010)
- JOSEPH, William (DT) – New York Giants (2003-07); Oakland Raiders (2008-10)
- KAAYA, Brad (QB) – Detroit Lions (2017); Indianapolis Colts (2018)
- KALINA, Dave (WR) – Pittsburgh Steelers (1970)
- KAMALU, Ufomba (DT) – Houston Texans (2016-18); New England Patriots (2018-19)
- KEARNS, Tom (T) – New York Giants (1945); Chicago Cardinals (1946)
- KELLY, Jim (QB) – Buffalo Bills (1986-96)
- KENNEDY, Cortez (DT) – Seattle Seahawks (1990-2000)
- KICHEFSKI, Walt (E) – Pittsburgh Steelers (1940-42); Card-Pitt (1944)
- KING, Andre (WR) – Cleveland Browns (2001-04)
- KIRBY, Raphael (LB) – Detroit Lions (2016); Jacksonville Jaguars (2017)
- KOHLBRAND, Joe (DE) – New Orleans Saints (1985-89)
- KOSAR, Bernie (QB) – Cleveland Browns (1985-93); Dallas Cowboys (1993); Miami Dolphins (1994-96)
- KRIEN, Darren (LB) – San Diego Chargers (1994-95)
- LANG, Kenard (DE/DT/LB) – Washington Redskins (1997-2001); Cleveland Browns (2002-05); Denver Broncos (2006)
- LARKIN, Eric (DE) – Houston Oilers (1987)
- LATIMER, Don (NT) – Denver Broncos (1978-83)
- LEWIS, Damione (DT) – St. Louis Rams (2001-05); Carolina Panthers (2006-09); Houston Texans (2010)
- LEWIS, Malcolm – Miami Dolphins (2017-18)
- LEWIS, Ray (LB) – Baltimore Ravens (1996-2012)
- LINDER, Brandon (G) – Jacksonville Jaguars (2014-20)
- LIPPETT, Ronnie (DB) – New England Patriots (1983-91)
- LITTLE, Earl (DB) – New Orleans Saints (1997-99); Cleveland Browns (2000-04)
- LOSCH, Jack (HB) – Green Bay Packers (1956)
- LUCHEY, Nick (FB) – Cincinnati Bengals (1999-2002); Green Bay Packers (2003-04); Cincinnati Bengals (2005); Baltimore Ravens (2006)
- NOTE: Luchey played under the name Nick Williams at UM*
- MACK, Tremain (DB) – Cincinnati Bengals (1997-2001)
- MARION, Fred (DB) – New England Patriots (1982-91)
- MARK, Greg (DE/LB) – Philadelphia Eagles (1990); Miami Dolphins (1990)
- MARSHALL, Alfonso (DB) – Chicago Bears (2004-05)
- MARYLAND, Russell (DT) – Dallas Cowboys (1991-95); Oakland Raiders (1996-99); Green Bay Packers (2000-01)
- MASTERSON, Bob (E) – Washington Redskins (1938-43);

ALPHABETICAL #PROCANES ROSTER

Brooklyn Dodgers (1944); Boston Yanks (1945); Brooklyn AAFC (1946)

MATLOCK, John (C) – New York Jets (1967); Cincinnati Bengals (1968)

MAXEY, Marcus (DB) – Kansas City Chiefs (2006)

MCCARTHY, Colin (LB) – Tennessee Titans (2011-14)

MCCLOVER, Darrell (LB) – New York Jets (2004-05); Chicago Bears (2006-07)

MCCORD, Tyrik (LB) – Pittsburgh Steelers (2016)

MCDERMOTT, KC (OL) – Jacksonville Jaguars (2020)

MCDERMOTT, Shane (C) – Carolina Panthers (2015); New York Giants (2016)

MCDUGAL, Bob (FB) – Green Bay Packers (1947)

MCDUGLE, Jerome (DE) – Philadelphia Eagles (2003-07); New York Giants (2008)

MCDOWELL, Bubba (DB) – Houston Oilers (1989-94); Carolina Panthers (1995-96)

MCGAHEE, Willis (RB) – Buffalo Bills (2003-06); Baltimore Ravens (2007-10); Denver Broncos (2011-12); Cleveland Browns (2013)

MCGEE, Brandon (DB) – St. Louis Rams (2013-15); Dallas Cowboys (2016)

MCINTOSH, R.J. (DL) – New York Giants (2018-20)

MCINTOSH, Rocky (LB) – Washington Redskins (2006-11); St. Louis Rams (2012); Detroit Lions (2013)

MCKINNIE, Bryant (T) – Minnesota Vikings (2002-10); Baltimore Ravens (2011-13); Miami Dolphins (2013)

MONEIL, Ryan (DB) – Detroit Lions (1993-97); St. Louis Rams (1997-98); Cleveland Browns (1999); Dallas Cowboys (2000); San Diego Chargers (2001-03)

MCEIGH, John (LB) – Seattle Seahawks (1986)

MERCER, Ivan (TE) – Washington Redskins (2001-02)

MERCIER, Richard (OG) – Green Bay Packers (2000-01); Cleveland Browns (2002)

MERIWEATHER, Brandon (DB) – New England Patriots (2007-11); Washington Redskins (2012-14)

MILLER, Bill (SE/WR) – Dallas Texans (1962); Buffalo Bills (1963); Oakland Raiders (1964, 1966-68)

MILLER, Dan (K) – New England Patriots (1982); Washington Redskins (1982); Baltimore Colts (1982)

MILLER, Lamar (RB) – Miami Dolphins (2012-15); Houston Texans (2016-19); New England Patriots (2020)

MIRA, George (QB) – San Francisco 49ers (1964-68); Philadelphia Eagles (1969); Miami Dolphins (1971)

MORGAN, Dan (LB) – Carolina Panthers (2001-07)

MORRIS, Stephen (QB) – Jacksonville Jaguars (2014); Philadelphia Eagles (2015); Indianapolis Colts (2015-17)

MORRIS, Victor (LB) – Miami Dolphins (1987)

MOSS, Santana (WR) – New York Jets (2001-04); Washington Redskins (2005-14)

MOSS, Sinorice (WR) – New York Giants (2006-09)

MOSS, Winston (LB) – Tampa Bay Buccaneers (1987-91); L.A. Raiders (1991-94); Seattle Seahawks (1995-97)

MYERS, Chris (G) – Denver Broncos (2005-07); Houston Texans (2008-14)

MYERS, Leonard (DB) – New England Patriots (2001-03)

MUHAMMAD, Al-Quadin (DL) – New Orleans Saints (2017-18); Indianapolis Colts (2018-20)

NEAL, Speedy (FB) – Buffalo Bills (1984)

NELMS, Cory (DB) – Oakland Raiders (2012-13)

NELSON, Bob (NG) – Green Bay Packers (1989-90)

NORTON, Kendrick (DL) – Carolina Panthers (2018)

NJOKU, David (TE) – Cleveland Browns (2017-20)

NICOLAS, Scott (LB) – Cleveland Browns (1982-86); Miami Dolphins (1987)

NOPPENBERG, John (HB/FB) – Pittsburgh Steelers (1940-41); Detroit Lions (1941)

O'DONNELL, Pat (P) – Chicago Bears (2014-20)

OJOMO, Adewale (DE) – New York Giants (2012-13)

OLSEN, Greg (TE) – Chicago Bears (2007-10); Carolina Panthers (2011-19); Seattle Seahawks (2020)

O'MAHOONEY, Jim (LB) – New York Jets (1965-66)

ORTEGA, Buck (TE) – New Orleans Saints (2008)

OSBORN, K.J. (WR) – Minnesota Vikings (2020)

OTTO, Jim (C) – Oakland Raiders (1960-74)

OWENS, Burgess (DB) – New York Jets (1973-79); Oakland/L.A. Raiders (1980-82)

PALEWICZ, Al (LB) – Kansas City Chiefs (1973-75); New York Jets (1977)

PARRISH, Roscoe (WR) – Buffalo Bills (2005-11); Tampa Bay Buccaneers (2012)

PAYTON, Jarrett (RB) – Tennessee Titans (2005)

PEGUESE, Willis (DE) – Houston Oilers (1990-92); Indianapolis Colts (1992-93)

PERRIMAN, Brett (WR) – New Orleans Saints (1988-90); Detroit Lions (1991-96); Kansas City Chiefs (1997); Miami Dolphins (1997-98)

PERRYMAN, Denzel (LB) – San Diego Chargers (2015-16); Los Angeles Chargers (2017-20)

PHILLIPS, Kenny (DB) – New York Giants (2008-12); New Orleans Saints (2015)

PHILLIPS, Randy (DB) – Detroit Lions (2010)

PIERRE, Olsen (DT) – Arizona Cardinals (2016-18); New York Giants (2019)

POPOVICH, Jeff (DB) – Tampa Bay Buccaneers (2000); Atlanta Falcons (2001)

PORTIS, Clinton (RB) – Denver Broncos (2002-03); Washington Redskins (2004-10)

QUARTERMAN, Shaquille (LB) – Jacksonville Jaguars (2020)

RAKOCZY, Gregg (C/G/T) – Cleveland Browns (1987-90); New England Patriots (1991-92)

REDWINE, Sheldrick (DB) – Cleveland Browns (2019-20)

REED, Ed (DB) – Baltimore Ravens (2002-12); Houston Texans (2013); New York Jets (2013)

REGIS, Micanor (DT) – Atlanta Falcons (2012-13); Carolina Panthers (2014-15)

RENFROW, Justin (DT/OL) – Green Bay Packers (2014); Seattle Seahawks (2014); San Francisco 49ers (2015); Buffalo Bills (2016)

RICHARDSON, C.J. (DB) – Seattle Seahawks (1996-98)

RILEY, Pat (DE) – Chicago Bears (1995)

ROBERTS, Alfredo (TE/WR) – Kansas City Chiefs (1988-90); Dallas Cowboys (1991-92)

ROBINSON, Fred (LB/DE) – San Diego Chargers (1982-86); Miami Dolphins (1986)

ROLLE, Antrel (DB) – Arizona Cardinals (2005-09); New York Giants (2010-14); Chicago Bears (2015)

ROMBERG, Brett (C) – Jacksonville Jaguars (2003-05); St. Louis



ALPHABETICAL #PROCANES ROSTER

Rams (2006-08); Atlanta Falcons (2009, 2011)
 RUMPH, Mike (DB) – San Francisco 49ers (2002-05); Washington Redskins (2006); St. Louis Rams (2007)
 RUSSELL, Twan (LB) – Washington Redskins (1997-99); Miami Dolphins (2000-02)
 RYDER, Nick (FB) – Detroit Lions (1963-64)
 SAPP, Warren (DT) – Tampa Bay Buccaneers (1995-2003); Oakland Raiders (2004-07)
 SCOTT, Rashawn (WR) – Miami Dolphins (2016-18)
 SEARCY, Leon (OL) – Pittsburgh Steelers (1992-95); Jacksonville Jaguars (1996-2000); Baltimore Ravens (2001); Miami Dolphins (2002)
 SEIGLER, Dexter (DB) – Miami Dolphins (1994-95); Seattle Seahawks (1996-98); Arizona Cardinals (1998)
 SHANNON, Randy (LB) – Dallas Cowboys (1989-90)
 SHARPTON, Darryl (LB) – Houston Texans (2010-13); Washington Redskins (2014); Chicago Bears (2014); Arizona Cardinals (2015)
 SHARPE, Glenn (CB) – Atlanta Falcons (2008-09)
 SHIELDS, Sam (DB) – Green Bay Packers (2010-16)
 SHOCKEY, Jeremy (TE) – New York Giants (2002-07); New Orleans Saints (2008-10); Carolina Panthers (2011)
 SILEO, Dan (DT) – Tampa Bay Buccaneers (1987)
 SIMON, Jim (G/T) – Detroit Lions (1963-65); Atlanta Falcons (1966-68)
 SISK, Johnny (DB) – Chicago Bears (1964)
 SMITH, Darrin (LB) – Dallas Cowboys (1993-96); Philadelphia Eagles (1997-98); Seattle Seahawks (1998-99); New Orleans Saints (2000-05)
 SMITH, Don (NT/DE/DT) – Atlanta Falcons (1979-84); Buffalo Bills (1985-86); New York Jets (1987)
 SMITH, Michael (LB) – Cleveland Browns (2002)
 SMITH, Roland (DB) – Atlanta Falcons (1990-92)
 SMITH, Russ (RB) – San Diego Chargers (1969-70)
 SMITH, Tom (RB) – Miami Dolphins (1973)
 SMITH, Willie (TE) – Miami Dolphins (1987)
 SPENCE, Sean (LB) – Pittsburgh Steelers (2012-15, 2017); Tennessee Titans (2016-17); Indianapolis Colts (2017)
 SPENCER, Darryl (WR) – Atlanta Falcons (1994-95)
 ST. LOUIS, Tyree (OL) – Los Angeles Chargers (2020)
 STARKS, Duane (DB) – Baltimore Ravens (1998-2001); Arizona Cardinals (2002-04); New England Patriots (2005); Oakland Raiders (2006-07)
 STEWART, James (RB) – Minnesota Vikings (1995-96)
 STREETER, Tommy (WR) – Baltimore Ravens (2012); Jacksonville Jaguars (2014); Miami Dolphins (2015)
 STUBBS, Daniel (DE/LB) – San Francisco 49ers (1988-89); Dallas Cowboys (1990-91); Cincinnati Bengals (1991-93); Philadelphia Eagles (1995); Miami Dolphins (1996-99)
 SULLIVAN, Mike (G/C) – Dallas Cowboys (1991); Tampa Bay Buccaneers (1992-95); Chicago Bears (1996)
 SULLIVAN, Tom (RB) – Philadelphia Eagles (1972-77); Cleveland Browns (1978)
 SUTTON, Reggie (DB) – New Orleans Saints (1986-87)
 SWAIN, John (DB) – Minnesota Vikings (1981-84); Miami Dolphins (1985); Pittsburgh Steelers (1985-86); Miami Dolphins (1987)
 SWEENEY, Matt (DE) – Tampa Bay Buccaneers (2000-01)
 SWOOPE, Erik (TE) – Indianapolis Colts (2014-17); San Francisco 49ers (2019)

TATAREK, Bob (DT) – Buffalo Bills (1968-72); Detroit Lions (1972)
 TAYLOR, Sean (DB) – Washington Redskins (2004-07)
 TESTAVERDE, Vinny (QB) – Tampa Bay Buccaneers (1987-92); Cleveland Browns (1993-95); Baltimore Ravens (1996-97); New York Jets (1998-2003); Dallas Cowboys (2004); New York Jets (2005); New England Patriots (2006); Carolina Panthers (2007)
 THOMAS, Chad (DL) – Cleveland Browns (2018-20)
 THOMAS, Jeff (WR) – New England Patriots (2020)
 THOMAS, Lamar (WR) – Tampa Bay Buccaneers (1993-95); Miami Dolphins (1996-00)
 THOMAS, Antonio (DT) – New England Patriots (2005-07); Cleveland Browns (2008)
 THOMPSON, Woody (RB) – Atlanta Falcons (1975-77)
 TORRETTA, Gino (QB) – Minnesota Vikings (1993); Detroit Lions (1994); San Francisco 49ers (1995-96); Seattle Seahawks (1996-87); Indianapolis Colts (1997)
 TROSCHE, Gene (DE) – Kansas City Chiefs (1967, 1969)
 TURNER, John (DB) – Minnesota Vikings (1978-83); San Diego Chargers (1984); Minnesota Vikings (1985, 1987)
 TUTEN, Rick (P) – Philadelphia Eagles (1989); Buffalo Bills (1990); Seattle Seahawks (1991-97); St. Louis Rams (1998-99)
 VAN DYKE, Demarcus (DB) – Oakland Raiders (2011-12); Pittsburgh Steelers (2012-13); Kansas City Chiefs (2014); Minnesota Vikings (2015); Atlanta Falcons (2016)
 VERNON, Olivier (DE) – Miami Dolphins (2012-15); New York Jets (2016-18); Cleveland Browns (2019-20)
 VICKERS, Kipp (T/G) – Indianapolis Colts (1995-97); Washington Redskins (1999); Baltimore Ravens (2000-01); Washington Redskins (2002)
 VILMA, Jonathan (LB) – New York Jets (2004-07); New Orleans Saints (2008-13)
 VOGEL, Justin (P) – Green Bay (2017); Cleveland Browns (2018)
 VOLLENWEIDER, Jim (HB) – San Francisco 49ers (1962-63)
 WALFORD, Clive (TE) – Oakland Raiders (2015-17); New York Jets (2018)
 WALSH, Steve (QB) – Dallas Cowboys (1989-90); New Orleans Saints (1990-93); Chicago Bears (1994-95); St. Louis Rams (1996); Tampa Bay Buccaneers (1997-98); Indianapolis Colts (1999)
 WALTERS, Matt (DE) – New York Jets (2003)
 WALTON, Mark (RB) – Cincinnati Bengals (2018)
 WASHINGTON, Brandon (G) – Philadelphia Eagles (2012); St. Louis Rams (2012-15)
 WATERS, Herb (DB) – Green Bay Packers (2016-18)
 WATT, Walt (HB/DB) – Chicago Cardinals (1945)
 WAYNE, Reggie (WR) – Indianapolis Colts (2001-14)
 WEBSTER, Nate (LB) – Tampa Bay Buccaneers (2000-03); Cincinnati Bengals (2004-05); Denver Broncos (2006-08)
 WEISACOSKY, Ed (LB) – New York Giants (1967); Miami Dolphins (1968-70); New England Patriots (1971-72)
 WERL, Bob (DE/G) – New York Jets (1966)
 WHEELER, Jared (OL) – Philadelphia Eagles (2015)
 WILFORK, Vince (NT/DT) – New England Patriots (2004-14); Houston Texans (2015-16)
 WILLIAMS, Andrew (DE) – San Francisco (2003-04)
 WILLIAMS, D.J. (LB) – Denver Broncos (2004-12); Chicago Bears

ALL-TIME #PROCANES BY TEAM

ARIZONA CARDINALS

PLAYER	POS	YEARS
Anderson, Ottis	RB	1979-85
Byrd, LaRon	WR	2012-13
Campbell, Calais	DE	2008-16
Chickillo, Nick	G	1953
Daanen, Jerry	WR	1968-70
Feagles, Jeff	P	1994-97
Gunn, Harland	G	2012-15
Hill, Randal	WR	1991-94
Jackson, James	RB	2005
James, Edgerrin	RB	2006-08
Kearns, Tom	T	1946
Pierre, Olsen	DT	2016-18
Rolle, Antrel	DB	2005-09
Seigler, Dexter	CB	1998
Sharpton, Darryl	LB	2015
Starks, Duane	CB	2002-04
Watt, Walter	HB	1945
Williams, Kevin	WR	1997
Winston, Eric	OT	2013

ATLANTA FALCONS

PLAYER	POS	YEARS
Adkins, Spencer	LB	2009-12
Bailey, Allen	DL	2020
Bibla, Martin	G	2002-05
Bosher, Matt	P/K	2011-19
Carter, Jamal	S	2019-20
German, Jammi	WR	1998-2000
Grace, Jermaine	LB	2017, 2019
Hankerson, Leonard	WR	2015
Hester, Devin	KR	2014-16
Horn, Tyler	C	2012
Matlock, John	C	1970-71
Popovich, Jeff	DB	2001
Regis, Micanor	DT	2012-13
Romberg, Brett	OL	2009, 2011
Sharpe, Glenn	DB	2008-09
Simon, Jim	G	1966-68
Smith, Don	DE	1979-84
Smith, Roland	DB	1990-92
Spencer, Darryl	WR	1994-95
Thompson, Woody	RB	1975-77
Van Dyke, Demarcus	DB	2016
Wimberley, Marcus	S	1997

BALTIMORE RAVENS

PLAYER	POS	YEARS
Bailey, Robert	CB	2000
Berry, Damien	RB	2011-13
Campbell, Calais	DL	2020
Gooden, Tavares	LB	2008-10
Lewis, Ray	LB	1996-2012
Lucy, Nick	FB	2006
McGahee, Willis	RB	2007-10
McKinnie, Bryant	OT	2011-13
Reed, Ed	FS	2002-12
Searcy, Leon	OL	2001
Starks, Duane	CB	1998-2001
Streeter, Tommy	WR	2012
Testaverde, Vinny	QB	1996-97
Vickers, Kipp	OL	2000-01
Wilson, Adrian	DE	2001

BUFFALO BILLS

PLAYER	POS	YEARS
Alvers, Steve	TE/C	1981
Bellinger, Rodney	CB	1984-86

PLAYER	POS	YEARS
Everett, Kevin	TE	2005-07
Feliciano, Jon	OL	2019-20
Gaines, Jimmy	LB	2014-15
Gore, Frank	RB	2019
Hankerson, Leonard	WR	2016
Henderson, Seantrel	T	2014-17
Johnson, Jack	DB	1960-61
Johnson, Jaquan	DB	2019-20
Kelly, Jim	QB	1986-96
Matlock, John	C	1972
McGahee, Willis	RB	2003-06
Miller, Bill	SE	1963
Neal, Robert "Speedy"	FB	1984
Parrish, Roscoe	WR	2005-11
Renfrow, Justin	OL	2016
Smith, Don	DE	1985-86
Tatarek, Bob	DT	1968-72
Tuten, Rick	P	1990
Williams, Kevin	WR	1998-99

CAROLINA PANTHERS

PLAYER	POS	YEARS
Armstead, Jessie	LB	2004
Barrow, Micheal	LB	1997-99
Beason, Jon	LB	2007-13
Butler, Rashad	OT	2006
Byrd, LaRon	WR	2016-17
Elder, Corn	CB	2017-20
Lewis, Damione	DT	2006-09
McDermott, Shane	C	2015
McDowell, Bubba	DB	1995-97
Morgan, Dan	LB	2001-07
Norton, Kendrick	DL	2018
Olsen, Greg	TE	2011-19
Regis, Micanor	DT	2014-15
Shockey, Jeremy	TE	2011
Testaverde, Vinny	QB	2007

CHICAGO BEARS

PLAYER	POS	YEARS
Bass, Robert	LB	1995
Beason, Jon	LB	2013-15
Burns, Artie	CB	2020
Bush, Deon	S	2016-20
Dooley, Jim	FL	1952-54, 1956-57, 1959-62
Erickson, Craig	QB	1999
Graham, Jimmy	TE	2020
Green, Jamaal	DE	2005-06
Hester, Devin	KR	2006-13
Huerta, Carlos	K	1996
Johnson, Jack	DB	1957-59
Marshall, Alfonso	DB	2004-05
McClover, Darrell	LB	2006-07
Meriweather, Brandon	S	2011
O'Donnell, Pat	P	2014-20
Olsen, Greg	TE	2007-10
Riley, Pat	DE	1995
Rolle, Antrel	DB	2015
Sharpton, Darryl	LB	2014
Sisk, Johnny	DB	1964
Sullivan, Mike	G	1996
Walsh, Steve	QB	1994-95
Williams, D.J.	LB	2013-14
Wise, Ty	C	2001



ALL-TIME #PROCANES BY TEAM

CINCINNATI BENGALS

PLAYER	POS	YEARS
Brown, Eddie	WR	1985-91
Carroll, Wesley	WR	1993
Clark, Bernard	LB	1990-91
Covington, Scott	QB	1999-2001
Edwards, Eddie	DE	1977-88
Harris, Orien	DT	2008-09
Jennings, Kelly	DB	2011
Luchey, Nick	FB	1999-2002, 2005
Mack, Tremain	S	1997-2001
Matlock, John	C	1968
Stubbs, Daniel	DE	1991-93
Webster, Nate	LB	2004-05
Williams, Darryl	DB	1992-95, 2000-01
Williams, Nick	FB	1999-2002
Walton, Mark	RB	2018
Winston, Eric	OT	2014-17

CLEVELAND BROWNS

PLAYER	POS	YEARS
Armstrong, Ray Ray	LB	2018-19
Belk, Rocky	WR	1983
Benjamin, Travis	WR	2012-15
Butler, Rashad	OT	2013
Byrd, LaRon	WR	2014
Dorsey, Ken	QB	2006-08
German, Jammi	WR	2001
Gonzalez, Joaquin	OL	2002-04
Grace, Jermaine	LB	2019
Ham, Derrick	DE	2001
Harris, Orien	DT	2006
Howard, Tracy	DB	2016
Jackson, James	RB	2001-03
Johnson, Duke	RB	2015-19
King, Andre	WR	2001-04
Kosar, Bernie	QB	1985-93
Lang, Kenard	DE	2002-05
Little, Earl	DB	2000-04
McGahee, Willis	RB	2013
McNeil, Ryan	DB	1999
Mercier, Richard	OL	2002
Nicolas, Scott	LB	1982-86
Njoku, David	TE	2017-20
Rakoczy, Gregg	C	1987-90
Redwine, Sheldrick	DB	2019-20
Smith, Michael	LB	2002
Sullivan, Tom	RB	1978
Testaverde, Vinny	QB	1993-95
Thomas, Chad	DL	2018-20
Thomas, Santonio	DT	2008
Vernon, Olivier	DL	2019-20
Vogel, Justin	P	2018
Williams, Leon	LB	2006-08
Williams, Marquez	FB	2018
Winslow II, Kellen	TE	2004-08

DALLAS COWBOYS

PLAYER	POS	YEARS
Bailey, Robert	DB	1995
Barrow, Micheal	LB	2005
Bell, Coleman	TE	1993
Broughton, Willie Lee	DE	1989-90
Gunn, Harland	G	2012
Highsmith, Alonzo	RB	1990-91
Hurns, Allen	WR	2018-19
Irvine, Michael	WR	1988-2000
Jackson Sr., Michael	DB	2019
Jackson, Joe	DL	2019-20

PLAYER	POS	YEARS
Jones, Jimmie	DT	1990-93
Kosar, Bernie	QB	1993
Maryland, Russell	DT	1991-95
McGee, Brandon	CB	2016
McNeil, Ryan	DB	2000
Roberts, Alfredo	TE	1991-92
Shannon, Randy	LB	1989-90
Smith, Darrin	LB	1993-96
Stubbs, Dan	DE	1990-91
Sullivan, Mike	OL	1991
Testaverde, Vinny	QB	2004
Walsh, Steve	QB	1989-90
Williams, Leon	LB	2010
Williams, Kevin	KR	1993-96

DENVER BRONCOS

PLAYER	POS	YEARS
Bratton, Melvin	RB	1989-90
Brown, Delvin	DB	2002
Carter, Jamal	DB	2017-19
Carter, Rubin	NT	1975-86
Cooper, Mark	G	1983-87
Franklin, Orlando	OL	2011-2014
Goodman, Harvey	G	1976
Heurtelou, Calvin	DT	2016
Jones, K.C.	C	1997-2001
Kang, Kenard	DE	2006
Latimer, Don	NT	1978-83
McGahee, Willis	RB	2011-12
Myers, Chris	G	2005-07
Portis, Clinton	RB	2002-03
Webster, Nate	LB	2006-08
Williams, D.J.	LB	2004-12

DETROIT LIONS

PLAYER	POS	YEARS
Armbrister, Thurston	LB	2016-17
Bailey, Robert	CB	1997-99, 2001
Blades, Bennie	DB	1988-96
Blaise, Kerlin	OL	1998-2003
Buchanan, Phillip	CB	2009
Cesare, Billy	DB/KR	1982
DeMarco, Mario	G	1949
Evans, Leon	DE	1985-86
Fox, Jason	T	2010-13
Frohbose, Bill	DB	1974
Haggerty, Mike	T	1973
Harris, Orien	DT	2009
Jackson, Sr., Michael	CB	2019
James, Mike	RB	2017
Kaaya, Brad	QB	2017
Kirby, Raphael	LB	2016
McIntosh, Rocky	LB	2013
McNeil, Ryan	DB	1993-97
Noppenberg, John	HB/FB	1941
Perriman, Brett	WR	1991-96
Phillips, Randy	DB	2010
Ryder, Nick	FB	1963-64
Simon, Jim	G	1963-65
Tatarek, Bob	DT	1972
Torretta, Gino	QB	1994

GREEN BAY PACKERS

PLAYER	POS	YEARS
Davenport, Najeh	RB	2002-05
Franks, Bubba	TE	2000-07
Graham, Jimmy	TE	2018-19
Garvin, Jonathan	LB	2020



ALL-TIME #PROCANES BY TEAM

PLAYER	POS	YEARS
Gunter, Ladarius	CB	2015-2017
Hendricks, Ted	LB	1974
Jackson, James	RB	2004
Losch, Jack	HB	1956
Luchey, Nick	FB	2003-04
Maryland, Russell	DT	2000-01
McDougal, Bob	B	1947
Mercier, Richard	G	2000-01
Nelson, Bob	NG	1989-90
Renfrow, Justin	DT	2014
Shields, Sam	CB	2010-16
Vogel, Justin	P	2017
Waters, Herb	DB	2016-18

HOUSTON TEXANS

PLAYER	POS	YEARS
Buchanan, Phillip	CB	2005-06
Butler, Rashad	OT	2007-12
Gooden, Tavares	LB	2013
Harris, Brandon	CB	2011-13
Henderson, Seantrel	OL	2018-19
Jenkins, Darnell	WR	2008-09
Johnson, Andre	WR	2003-14
Johnson, Duke	RB	2019-20
Kamalu, Ufomba	DT	2016-18
Lewis, Damione	DT	2010
Miller, Lamar	RB	2016-19
Myers, Chris	OL	2008-14
Reed, Ed	DB	2013
Sharpton, Darryl	LB	2010-13
Wilfork, Vince	DT	2015-16
Winston, Eric	OT	2006-11

INDIANAPOLIS COLTS

PLAYER	POS	YEARS
Bailey, Don	C	1984-85
Barnes, Mike	DE	1973-81
Bentley, Albert	RB	1985-91
Broughton, Willie Lee	NT	1985-86
Curry, Shane	DT	1991
Davenport, Najeh	RB	2008
Davis, Tanard	DB	2006
Del Bello, Jack	QB	1953
Dixon, Antonio	DT	2012
Dorsett, Phillip	WR	2015-17
Erickson, Craig	QB	1995
Etheredge, Carlos	OL	1994
Gonzalez, Joaquin	OL	2005
Gore, Frank	RB	2015-17
Hendricks, Ted	LB	1969-73
James, Edgerrin	RB	1999-2005
James, Javaris	RB	2010-11
Johnson, Andre	WR	2015
Morris, Stephen	QB	2015-17
Miller, Danny	P/K	1982
Muhammad, Al-Quadin	DL	2018-20
Peguese, Willis	DE	1992-93
Spence, Sean	LB	2017
Swoope, Erik	TE	2015-16, 2018
Toretta, Gino	QB	1997
Vickers, Kipp	OL	1995-97
Walsh, Steve	QB	1999
Wayne, Reggie	WR	2001-14
Williams, Warren	RB	1993

JACKSONVILLE JAGUARS

PLAYER	POS	YEARS
Ambrister, Thurston	LB	2015-16
Brown, Delvin	DB	2001
Campbell, Calais	DE	2017-19
Flowers, Ereck	OL	2018
Hurns, Allen	WR	2014-17
Howard, Tracy	DB	2017
Kirby, Raphael	LB	2017
Linder, Brandon	OG	2014-20
McDermott, KC	OL	2020
Morris, Stephen	QB	2014
Quarterman, Shaquille	LB	2020
Romberg, Brett	C	2003-05
Searcy, Leon	OT	1996-2000
Streeter, Tommy	WR	2014
Williams, Marquez	FB	2017

KANSAS CITY CHIEFS

PLAYER	POS	YEARS
Bailey, Allen	DE	2011-2019
Bennett, Donnell	RB	1994-2000
Bookman, Johnny	DB	1960
Brown, Larry	T	1978-79
Colbert, Adrian	DB	2020
Corey, Walt	LB	1960-66
Diamond, Charley	T	1960-63
Gordon, Richard	TE	2013-15
Hudock, Mike	C	1967
Johnson, Jack	DB	1961
Maxey, Marcus	CB	2006
Miller, Bill	SE	1962
Palewicz, Al	LB	1973-75
Perriman, Brett	WR	1997
Roberts, Alfredo	TE	1988-90
Trosch, Gene	DT	1967,69
Van Dyke, DeMarcus	CB	2014
Williams, Leon	LB	2012
Winston, Eric	OT	2012

LOS ANGELES CHARGERS

PLAYER	POS	YEARS
Badgley, Michael	PK	2018-20
Benjamin, Travis	WR	2017-19
Burgess, James	LB	1997-98
Chickillo, Tony	NT	1984-85
Cleveland, Asante	TE	2016-17
Finley, Romeo	LB	2020
Franklin, Orlando	OL	2015-16
Gaiter, Tony	WR	1998-99
Harris, Derrick	FB	2000
Jenkins, Rayshawn	DB	2017-20
Joseph, Carlos	OT	2004
Krien, Darren	LB	1994-95
McNeil, Ryan	CB	2001-03
Parrish, Roscoe	WR	2012
Perryman, Denzel	LB	2015-19
Robinson, Fred	DE	1982-86
Smith, Russ	RB	1969-70
Turner, John	DB	1984
Williams, Lester	DL	1986

LOS ANGELES RAMS

PLAYER	POS	YEARS
Armstrong, Ray Ray	LB	2013-14
Bailey, Robert	DB	1991-94
Berlin, Brock	QB	2007-08
Brown, Fred	LB/DE	1965



ALL-TIME #PROCANES BY TEAM

PLAYER	POS	YEARS
Burke, Mike	P	1974
Covington, Scott	Qb	2002-03
Gary, Cleveland	RB	1989-93
Harrah, Dennis	G	1975-87
Harris, Derrick	FB	1996-99
Hawkins, Bill	DE	1989-92
Huerta, Carlos	K	1996
Jones, Jimmie	DT	1994-97
Lewis, Damione	DT	2001-05
McGee, Brandon	CB	2013-15
McIntosh, Rocky	LB	2012
McNeil, Ryan	DB	1997-98
Romberg, Brett	C	2006-08
Rumph, Mike	DB	2007
Shields, Sam	DB	2018-19
Tuten, Rick	P	1998-99
Walsh, Steve	QB	1996
Washington, Brandon	OL	2012-15

MIAMI DOLPHINS

PLAYER	POS	YEARS
Bailey, Robert	CB	1996
Beier, Tom	S	1967, 1969
Bennett, Woody	FB	1980-88
Brophy, Jay	LB	1984-86
Brown, Andre	WR	1989-90
Caesar, Mark	DL	1994
Carey, Vernon	OL	2004-11
Cesare, Billy	S	1980
Copeland, Horace	WR	1998
Cox, Jim	TE	1968
Epps, Dedrick	TE	2010
Erickson, Craig	QB	1996-97
Flowers, Ereck	OL	2020
Fox, Jason	OT	2014-15
Gary, Cleveland	RB	1994
Gore, Frank	RB	2018
Green, Yatil	WR	1997-1999
Harden, Bobby	S	1990-93
Harris, Trent	DL	2019-20
Henry, Charles	TE	1991
Hill, Randal	WR	1991, 1995-96
Hudock, Mike	C	1966
Isidora, Danny	OL	2019-20
Kosar, Bernie	QB	1994-96
Lewis, Malcolm	WR	2017-18
Mark, Greg	DE	1990
McKinnie, Bryant	OT	2013
Miller, Lamar	RB	2012-15
Mira, George	QB	1971
Morris, Victor	LB	1987
Nicolas, Scott	LB	1987
Perriman, Brett	WR	1997-98
Robinson, Fred	LB	1986
Russell, Twan	LB	2000-02
Scott, Rashawn	WR	2016-18
Searcy, Leon	OT	2002
Seigler, Dexter	DB	1994-95
Smith, Tom	RB	1973
Smith, Willie	TE	1987
Streeter, Tommy	WR	2015
Stubbs, Daniel	DE	1996-99
Swain, John	CB	1985, 1987
Thomas, Lamar	WR	1997-2000
Tucker, Syii	TE	1998
Vernon, Olivier	DE	2012-15
Walters, Matt	P	2005

PLAYER	POS	YEARS
Weisacosky, Ed	LB	1968-70
Willis, Gerald	DL	2019
Wimberly, Marcus	S	1999

MINNESOTA VIKINGS

PLAYER	POS	YEARS
Boireau, Michael	DE	2000-01
Coley, Stacy	WR	2017-18
Ford, Chase	TE	2012-15
Foreman, Chuck	RB	1973-79
Fullington, Darrell	DB	1988-90
Isidora, Danny	OL	2017-19
Jones, Carlos	DB	2000
McKinnie, Bryant	OT	2002-10
Stewart, James	RB	1995-96
Swain, John	CB	1981-84
Turner, John	DB	1978-83, 85, 87
Torretta, Gino	QB	1993
Van Dyke, DeMarcus	CB	2015

NEW ENGLAND PATRIOTS

PLAYER	POS	YEARS
Bennett, Phil	LB	1960
Berrios, Braxton	WR	2018-19
Brown, Kareem	DT	2007
Cleveland, Asante	TE	2016
Dorsett, Phillip	WR	2017-19
Feagles, Jeff	P	1988-89
Foreman, Chuck	RB	1980
Forston, Marcus	DT	2012-13
Fullington, Darrell	S	1991
Gaiter, Tony	WR	1997-98
Gauthier, Tyler	OL	2020
Haggerty, Mike	T	1971
Hill, Quadtrine	RB	2006-07
Jackson, Michael	DB	2020
Kamalu, Ufomba	DL	2019
Lippett, Ronnie	CB	1983-91
Marion, Fred	S	1982-91
Meriweather, Brandon	S	2007-11
Miller, Danny	K	1982
Miller, Lamar	RB	2020
Myers, Leonard	CB	2001-03
Rakoczy, Gregg	C	1991-92
Sievers, Todd	P	2003
Starks, Duane	CB	2005
Testaverde, Vinny	QB	2006
Thomas, Jeff	WR	2020
Thomas, Santonio	DT	2005-07
Weisacosky, Ed	LB	1971-72
Wilfork, Vince	DT	2004-14
Williams, Lester	NT	1982-85
Winslow II, Kellen	TE	2012

NEW ORLEANS SAINTS

PLAYER	POS	YEARS
Broughton, Willie Lee	DT	1995-96
Carroll, Wesley	WR	1991-92
Chickillo, Anthony	LB	2020
Graham, Jimmy	TE	2010-14
Harris, Derrick	RB	2000-01
Harris, Orien	DT	2007
Hill, Randal	WR	1997-98
Jones, Carlos	DB	1999
Kohlbrand, Joe	DE	1985-89
Little, Earl	DB	1997-99
Muhammad, Al-Quadin	DE	2017-18



ALL-TIME #PROCANES BY TEAM

PLAYER	POS	YEARS
Ortega, Buck	TE	2008
Perriman, Brett	WR	1988-90
Phillips, Kenny	S	2015
Shockey, Jeremy	TE	2008-10
Smith, Darrin	LB	2000-05
Sutton, Reggie	DB	1986-87
Vilma, Jonathan	LB	2008-13
Walsh, Steve	QB	1990-93

NEW YORK GIANTS

PLAYER	POS	YEARS
Anderson, Ottis	RB	1986-92
Armstead, Jessie	LB	1993-2001
Armstrong, Ray Ray	LB	2017-18
Barrow, Micheal	LB	2000-03
Bookman, Johnny	DB	1957
Burt, Jim	NT	1981-88
Coley, Stacy	WR	2018
Cook, Charles	NT	1983
Feagles, Jeff	P	2003-09
Flowers, Ereck	OT	2015-16
Geathers, Jason	WR	2004
Hendricks, Dwayne	DT	2010-11
Holmes, Kenny	DE	2001-04
Johnson, Bruce	CB	2009-12
Johnson, Ken	RB	1979
Jones, Daryl	WR	2002-03
Jones, Ernie	DB	1977-79
Joseph, William	DT	2003-07
Kearns, Tom	T	1945
Mark, Greg	DE	1990
McDermott, Shane	C	2016
McDougle, Jerome	DE	2008
McIntosh, RJ	DL	2018-20
Moss, Sinorice	WR	2006-09
Ojomo, Adewale	DE	2012-13
Phillips, Kenny	S	2008-12
Pierre, Olsen	DL	2019
Rolle, Antrel	DB	2010-14
Shockey, Jeremy	TE	2002-07
Vernon, Olivier	DE	2016-18
Weisacosky, Ed	LB	1967

NEW YORK JETS

PLAYER	POS	YEARS
Alvers, Steve	TE/C	1982
Bennett, Woody	RB	1979-80
Berrios, Braxton	WR	2019-20
Bookman, Johnny	DB	1961
Brophy, Jay	LB	1987
Brown, Kareem	DT	2007-08
Chickillo, Tony	DE	1987
Dawkins, Dale	WR	1990-93
Dennison, Glenn	TE	1984
Epps, Dedrick	TE	2011-12
Franks, Bubba	TE	2008
Gore, Frank	RB	2020
Heaps, Jake	QB	2015
Herndon IV, Christopher	TE	2018-20
Hudock, Mike	C	1960-65
Matlock, John	CB	1967
McClover, Darrell	LB	2004-05
Moss, Santana	WR	2001-04
O'Mahoney, Jim	LB	1965-66
Owens, Burgess	S	1973-79
Palewicz, Al	LB	1977
Reed, Ed	DB	2013

PLAYER	POS	YEARS
Smith, Don	DT	1987
Testaverde, Vinny	QB	1998-2003, 2005
Vilma, Jonathan	LB	2004-07
Walford, Clive	TE	2018
Walters, Matt	P	2003
Weri, Bob	DE	1966
Winslow II, Kellen	TE	2013

OAKLAND RAIDERS

PLAYER	POS	YEARS
Armstrong, Ray Ray	LB	2015
Banaszak, Pete	RB	1966-78
Broughton, Willie Lee	DT	1992-93
Buchanan, Phillip	CB	2002-04
Cline, Tony	DE	1970-75
Connors, Dan	LB	1964-74
Copeland, Horace	WR	1999
Feliciano, Jon	OL	2015-18
Fulcher, Mondriel	TE	2000-02
Gordon, Richard	TE	2011-12
Hendricks, Ted	LB	1975-83
Jones, Chris T.	WR	1998-99
Joseph, William	DT	2008-10
Maryland, Russell	DT	1996-99
Miller, Bill	SE	1964, 1966-68
Moss, Winston	LB	1991-94
Nelms, Cory	DB	2012-13
Otto, Jim	C	1960-74
Owens, Burgess	S	1980-82
Parrish, Roscoe	WR	2012
Sapp, Warren	DT	2004-07
Starks, Duane	CB	2006-07
Swoope, Erik	TE	2019
Van Dyke, DeMarcus	CB	2011-12
Walford, Clive	TE	2015-17

PHILADELPHIA EAGLES

PLAYER	POS	YEARS
Brown, Fred	LB/DE	1967-69
Brown, Jerome	DT	1987-91
Clark, Howard	LB	2003
Davis, Tanard	DB	2007
Dixon, Antonio	DT	2009
Feagles, Jeff	P	1990-93
Ford, Chase	TE	2012
Fox, Terry	FB	1941, 1945
Green, Jamaal	DE	2003-04
Jones, Chris T.	WR	1995-98
Jones, Jimmie	DL	1997-98
Jones, Larry	RB	1996-97
Mark, Greg	DE	1990
McDougle, Jerome	DE	2003-07
Mira, George	QB	1969
Morris, Stephen	QB	2015
Patchan, Matt	OT	1988
Smith, Darrin	LB	1997-98
Stubbs, Daniel	DE	1995
Sullivan, Tom	RB	1972-77
Tuten, Rick	P	1989
Washington, Brandon	OL	2012
Wheeler, Jared	OL	2015

PITTSBURGH STEELERS

PLAYER	POS	YEARS
Bandy, Trajan	CB	2020
Bentley, Albert	RB	1992
Burns, Artie	CB	2016-19



ALL-TIME #PROCANES BY TEAM

PLAYER	POS	YEARS
Butler, Rashad	OT	2013
Chickillo, Anthony	DL	2015-19
Davenport, Najeh	RB	2006-08
Dunn, Gary	NT	1976-87
Gordon, Richard	TE	2013
Green, Shayon	LB	2015
Haggerty, Mike	T	1967-70
Jelley, Tom	E	1951
Kalina, Dave	WR	1970
Kichefski, Walt	E	1940-42
McCord, Tyriq	LB	2016
Noppenberg, John	HB/FB	1940-41
Searcy, Leon	OL	1992-95
Spence, Sean	LB	2012-15, 2017-18
Swain, John	CB	1985-86
Van Dyke, DeMarcus	CB	2012-13
Waters, Herb	DB	2019
Williams, Warren	RB	1988-92

SAN FRANCISCO 49ERS

PLAYER	POS	YEARS
Armstrong, Ray Ray	LB	2015-17
Atkins, Baraka	DE	2009
Benjamin, Travis	WR	2020
Blades, Al	DB	2001-02
Burt, Jim	NT	1989-91
Carapella, Al	T	1951-55
Cleveland, Asante	TE	2014-15
Cline, Tony	DE	1976-77
Colbert, Adrian	DB	2017-19
Dorsey, Ken	QB	2003-05
Fagan, Kevin	DE	1987-93
Gore, Frank	RB	2005-14
Gooden, Tavares	LB	2011-12
Mira, George	QB	1964-68
Renfrow, Justin	DT	2015
Rumph, Mike	CB	2002-05
Stubbs, Dan	DE	1988-89
Torretta, Gino	QB	1995-96
Vollenweider, Jim	RB	1962-63
Williams, Andrew	DE	2003-04
Williams, Kevin	WR	2000

SEATTLE SEAHAWKS

PLAYER	POS	YEARS
Atkins, Baraka	DE	2007-08
Bell, Coleman	TE	1996
Blades, Bennie	DB	1997
Blades, Brian	WR	1988-98
Clark, Bernard	LB	1991
Cortes, Julio	LB	1987
Dallas, DeeJay	RB	2020
Dorsett, Phillip	WR	2020
Feagles, Jeff	P	1998-2002
Graham, Jimmy	TE	2015-17
Heaps, Jake	QB	2016-17
Homer, Travis	RB	2019-20
James, Edgerrin	RB	2009
Jennings, Kelly	CB	2006-10
Jones, Carlos	CB	1998
Jones, Ernie	DB	1976
Kennedy, Cortez	DT	1990-2000
McVeigh, John	DE	1986
Moss, Winston	LB	1995-97
Olsen, Greg	TE	2020
Renfrow, Justin	DT	2014

PLAYER	POS	YEARS
Richardson, C.J.	DB	1996-98
Siegler, Dexter	CB	1996-98
Smith, Darrin	LB	1998-99
Torretta, Gino	QB	1996-97
Tuten, Rick	P	1991-97
Winslow II, Kellen	TE	2012
Williams, Darryl	DB	1996-99
Williams, Lester	DL	1987

TAMPA BAY BUCCANEERS

PLAYER	POS	YEARS
Bailey, Don	C	1983
Buchanan, Phillip	DB	2006-08
Cesare, Billy	DB/KR	1978-79, 1981
Cooper, Mark	G	1987-89
Copeland, Horace	WR	1993-98
Erickson, Craig	QB	1992-94
Fitzgerald, Markese	DB	2002
Fullington, Darrell	DB	1992-93
Heffernan, David	OL	1988
James, Mike	RB	2013-16
Moss, Winston	LB	1987-91
Parrish, Roscoe	WR	2012
Popovich, Jeff	DB	2000
Sapp, Warren	DT	1995-2003
Sileo, Dan	DT	1987
Sullivan, Mike	OL	1992-95
Sweeney, Matt	DE	2000-01
Testaverde, Vinny	QB	1987-92
Thomas, Lamar	WR	1993-95
Walsh, Steve	QB	1997-98
Webster, Nate	LB	2000-03
Winslow II, Kellen	TE	2009-11

TENNESSEE TITANS

PLAYER	POS	YEARS
Barrow, Micheal	LB	1993-96
Cochrane, Kelly	QB	1972
Davis, Tanard	DB	2008
Gordon, Richard	TE	2014
Greaves, Gary	DE	1960
Harris, Brandon	DB	2014-15
Highsmith, Alonzo	FB	1987-89
Holmes, Kenny	DE	1997-2003
Johnson, Alex	WR	1991
Larkin, Eric	T	1987
McCarthy, Colin	LB	2011-14
McDowell, Bubba	S	1989-94
Payton, Jarett	RB	2005
Peguese, Willis	DE	1990-92
Spence, Sean	LB	2016

WASHINGTON REDSKINS

PLAYER	POS	YEARS
Armstead, Jessie	LB	2002-03
Bailey, Robert	CB	1995
Barrow, Micheal	LB	2004
Bell, Coleman	TE	1994-95
Bennett, Donnell	RB	2001
Bosseler, Don	FB	1957-64
Buchanan, Phillip	DB	2010-11
Byrd, LaRon	WR	2015
Dennison, Glenn	TE	1987
Flowers, Ereck	OL	2019
Frazier, Frank	G	1987
Green, Jamaal	DE	2007



ALL-TIME #PROCANES BY TEAM

PLAYER	POS	YEARS
Griffin, Keith	RB/KR	1984-88
Ham, Derrick	DE	1999-2000
Hankerson, Leonard	WR	2011-14
Jones, Larry	RB	1995-96
Joseph, Joe	DT	2010
Lang, Kenard	DE	1997-2001
Masterson, Bob	E	1938-43
McIntosh, Rocky	LB	2006-11
Mercer, Ivan	TE	2001-02
Meriweather, Brandon	S	2012-14
Miller, Danny	K	1982
Moss, Santana	WR	2005-14
Portis, Clinton	RB	2004-10
Rumph, Mike	CB	2006
Sharpton, Darryl	LB	
Taylor, Sean	S	2004-07
Russell, Twan	LB	1997-99
Vickers, Kipp	OG	1999, 2002

NOTE: Roster status as of August 25, 2020



NFL DRAFT PICKS

EARLY ERA

1936-1959

YEAR	RD	PICK	NAME, POS.	TEAM
1938	6	50	Bob Masterson, E	Chicago Bears
1940	13	113	John Noppenberg, B	Pittsburgh Steelers
	22	197	Walt Kichowski, E	Chicago Bears
1941	17	153	Terry Fox, B	Pittsburgh Steelers
1942	8	68	Tom Kearns, T	New York Giants
	15	140	Joe Krutulis, E	Chicago Bears
1944	18	183	Howie Plasmann, B	Chicago Bears
	28	289	Pat Petroski, G	Pittsburgh Steelers
1945	3	18	Walter Watt, B	Chicago Cardinals
1946	23	211	Bill Levitt, C	Boston Yanks
	23	217	Ed Cameron, G	Philadelphia Eagles
1947	7	51	Tony Yovicsin, E	Philadelphia Eagles
	8	56	Harvey James, C	Detroit Lions
	9	72	Bob McDougal, B	Green Bay Packers
1949	11	102	Ernie Settembre, T	Detroit Lions
	11	83	Ernie Settembre, T	Buffalo (AAFC)
1951	4	49	Tom Jelley, E	Chicago Bears
	5	54	Al Carapella, T	San Francisco 49ers
	13	152	Pete Mastellone, C	Philadelphia Eagles
	18	218	Frank Smith, B	New York Giants
	29	314	Ralph Fieler, E	Green Bay Packers
1952	1	8	Jim Dooley, B	Chicago Bears
	30	352	Wilfred Stolk, B	Chicago Cardinals
1953	15	172	Nick Chickillo, G	Chicago Cardinals
	24	282	Bob Schneidenbach, B	Pittsburgh Steelers
1954	21	247	Dan Tassotti, T	Pittsburgh Steelers
1955	4	39	Gordon Malloy, B	Detroit Lions
	7	75	Frank McDonald, E	Baltimore Colts
	11	122	Tom Pepsin, E	Chicago Cardinals
1956	1	8	Jack Losch, B	Green Bay Packers
	9	107	Whitey Rouviere, B	Washington Redskins
	10	118	Bob Nolan, E	Pittsburgh Steelers
	11	128	Mike Hudock, C	Green Bay Packers
1957	1	9	Don Bosseler, B	Washington Redskins
	4	49	Jack Johnson, B	Chicago Bears
	9	102	Charles Hutchings, T	Pittsburgh Steelers
	19	221	Phil Bennett, E	Pittsburgh Steelers
1958	4	46	John Varone, B	San Francisco 49ers

AFL/NFL ERA

1960-1966

YEAR	RD	PICK	NAME, POS.	TEAM
1961	5	68	Jack Novak, G	Green Bay Packers
	6	73	Jon O'Day, T	Washington Redskins
	15	201	Charles Linning, T	Chicago Bears
	15	208	Ray Lardani, T	Green Bay Packers
1962	3	30	Bill Miller, E	Minnesota Vikings
	8	106	Jim Vollenweider, B	San Francisco 49ers
	12	161	Bill Watts, T	Chicago Bears
	13	174	Bill Diamond, G	St. Louis Cardinals

YEAR RD PICK NAME, POS. TEAM

1963	5	60	Roland Benson, T	Los Angeles Rams
	8	100	Jim O'Mahoney, LB	Minnesota Vikings
	10	139	Nick Ryder, B	Detroit Lions
	15	206	Bob Dentel, C	Chicago Bears
	15	208	Jim Simon, E	Detroit Lions
	17	234	John Sisk, B	Chicago Bears
	20	270	Ben Rizzo, B	Philadelphia Eagles
1964	2	15	George Mira, QB	San Francisco 49ers
	5	70	Dan Conners, T	Chicago Bears
1965	3	37	Fred Brown, E	Los Angeles Rams
	12	162	Bob Werl, E	Los Angeles Rams

COMMON DRAFT

1967-1969

YEAR	RD	PICK	NAME, POS.	TEAM
1967	1	24	Gene Trosch, DT	Kansas City Chiefs
	6	140	Mike Haggerty, T	Pittsburgh Steelers
	10	241	Tom Beier, DB	Miami Dolphins
	16	418	Fred Cassidy, RB	Green Bay Packers
	17	422	Mario Cordoves, T	Miami Dolphins
1968	2	34	Bob Tatarak, DT	Buffalo Bills
	2	54	Jim Cox, WR	Miami Dolphins
	7	166	Steve Smith, TE	Cincinnati Bengals
	8	198	Hank Urbanowicz, DT	Minnesota Vikings
	8	205	Jerry Daanen, WR	St. Louis Cardinals
	10	253	Joe Minto, T	Miami Dolphins
	15	388	Ken Corbin, LB	Miami Dolphins
	15	401	Bill Chambliss, G	Kansas City Chiefs
	15	408	Joe Mira, WR	Cincinnati Bengals
1969	2	33	Ted Hendricks, LB	Baltimore Colts

MODERN ERA

1970-PRES.

YEAR	RD	PICK	NAME, POS.	TEAM
1970	4	102	Tony Cline, LB	Oakland Raiders
	8	188	Bill Trout, DT	Cincinnati Bengals
	10	256	Vince Opalsky, RB	Dallas Cowboys
1971	9	228	Joe Schmidt, WR	Los Angeles Rams
	16	412	Tony Stawarz, DB	Oakland Raiders
1972	15	378	Tom Sullivan, RB	Philadelphia Eagles
	17	421	Kelly Cochrane, QB	Houston Oilers
1973	1	12	Chuck Foreman, RB	Minnesota Vikings
	1	13	Burgess Owens, DB	New York Jets
	2	35	Mike Barnes, DE	Baltimore Colts
	7	182	Tom Smith, RB	Miami Dolphins
	8	197	Al Palewicz, LB	Kansas City Chiefs
1975	1	11	Dennis Harrah, OT	Los Angeles Rams
	3	65	Woody Thompson, RB	Atlanta Falcons
	5	118	Joe Wysock, G	New York Jets
	5	121	Rubin Carter, DT	Denver Broncos
	7	167	Bill Capraun, T	Philadelphia Eagles
	15	368	Steve Marcantonio, WR	Chicago Bears
	16	395	Witt Beckman, WR	Chicago Bears



NFL DRAFT PICKS

YEAR	RD	PICK	NAME, POS.	TEAM
1976	5	145	Steadman Scavella, LB	Detroit Lions
	5	153	Ernie Jones, DB	Seattle Seahawks
	5	156	Larry Bates, RB	Seattle Seahawks
	6	159	Gary Dunn, DT	Pittsburgh Steelers
	16	451	Steve Ludwig, C	Baltimore Colts
	16	455	George Demopoulos, T	Cincinnati Bengals
1977	1	3	Eddie Edwards, DE	Cincinnati Bengals
	8	217	Phil August, WR	Pittsburgh Steelers
	10	266	Dennis Breckner, DE	Chicago Bears
1978	1	27	Don Latimer, DT	Denver Broncos
	2	48	John Turner, DB	Minnesota Vikings
	8	196	John McGriff, LB	Tampa Bay Bucs
	9	224	Larry Brown, T	Kansas City Chiefs
	10	269	Bryan Ferguson, DB	New England Patriots
	11	301	George Halas, LB	Seattle Seahawks
1979	1	8	Ottis Anderson, RB	St. Louis Cardinals
	1	17	Don Smith, DE	Atlanta Falcons
	7	172	Steve Alvers, TE	New York Giants
	11	284	Ken Johnson, RB	New York Giants
1980	12	326	Gene Coleman, DB	Tampa Bay Bucs
1981	4	101	John Swain, DB	Minnesota Vikings
	10	263	Jim Joiner, WR	St. Louis Cardinals
	11	290	Pat Walker, WR	Denver Broncos
1982	1	27	Lester Williams, NT	New England Patriots
	5	112	Fred Marion, DB	New England Patriots
	5	120	Bob Nelson, DT	Miami Dolphins
	9	228	David Jefferson, LB	Seattle Seahawks
	10	268	Larry Brodsky, WR	Kansas City Chiefs
	11	281	Dan Miller, K	Washington Redskins
	12	310	Scott Nicolas, LB	Cleveland Browns
1982	12	331	Mike Rodrigue, WR	Miami Dolphins
1983	1	14	Jim Kelly, QB	Buffalo Bills
	2	31	Mark Cooper, T	Denver Broncos
	4	100	Mark Rush, RB	Minnesota Vikings
	5	131	Tony Chickillo, DT	Tampa Bay Bucs
	7	176	Rocky Belk, WR	Cleveland Browns
	8	214	Ronnie Lippett, DB	New England Patriots
	11	283	Don Bailey, C	Denver Broncos
1984	2	39	Glenn Dennison, TE	New York Jets
	2	53	Jay Brophy, LB	Miami Dolphins
	3	77	Rodney Bellinger, DB	Buffalo Bills
	3	82	Speedy Neal, RB	Buffalo Bills
	8	198	Fred Robinson, DE	Tampa Bay Bucs
	10	279	Keith Griffin, RB	Washington Redskins
	11	308	Lawrence Thompson, WR	Minnesota Vikings
1985	1	13	Eddie Brown, WR	Cincinnati Bengals
	4	88	Willie Broughton, DE	Indianapolis Colts
	7	183	Dave Heffernan, G	Kansas City Chiefs
	7	194	Dallas Cameron, DT	Denver Broncos
	8	206	Joe Kohlbrand, LB	New Orleans Saints
1986	4	102	Kevin Fagan, DT	San Francisco 49ers
	5	115	Reggie Sutton, DB	New Orleans Saints
	10	265	Willie Smith, TE	Cleveland Browns

YEAR	RD	PICK	NAME, POS.	TEAM
	12	321	John McVeigh, LB	Seattle Seahawks
1987	1	1	Vinny Testaverde, QB	Tampa Bay Bucs
	1	3	Alonzo Highsmith, RB	Houston Oilers
	1	9	Jerome Brown, DT	Philadelphia Eagles
	2	32	Gregg Rakoczy, C	Cleveland Browns
	2	50	Winston Moss, LB	Tampa Bay Bucs
	5	140	Paul O'Connor, G	New York Giants
	11	297	Darryl Oliver, RB	Seattle Seahawks
1988	1	3	Bennie Blades, S	Detroit Lions
	1	11	Michael Irvin, WR	Dallas Cowboys
	2	33	Danny Stubbs, OLB	San Francisco 49ers
	2	49	Brian Blades, WR	Seattle Seahawks
	2	52	Brett Perriman, WR	New Orleans Saints
	3	64	Matt Patchan, T	Philadelphia Eagles
	5	124	Darrell Fullington, S	Minnesota Vikings
	6	155	Warren Williams, RB	Pittsburgh Steelers
	8	197	Alfredo Roberts, TE	Kansas City Chiefs
	10	269	Derwin Jones, DE	Seattle Seahawks
	12	331	George Mira, LB	San Francisco 49ers
1989	1	21	Bill Hawkins, DE	Los Angeles Rams
	1	26	Cleveland Gary, RB	Los Angeles Rams
	3	77	Bubba McDowell, DB	Houston Oilers
	7	180	Melvin Bratton, RB	Denver Broncos
	10	252	Rod Carter, LB	Dallas Cowboys
	11	280	Randy Shannon, LB	Dallas Cowboys
1990	1	3	Cortez Kennedy, DT	Seattle Seahawks
	3	64	Jimmie Jones, DT	Dallas Cowboys
	3	65	Bernard Clark, ILB	Cincinnati Bengals
	3	72	Willis Peguese, DE	Houston Oilers
	3	79	Greg Mark, ILB	New York Giants
	5	126	Richard Newbill, LB	Houston Oilers
	9	223	Dale Dawkins, WR	New York Jets
	10	256	Kenny Berry, DB	San Diego Chargers
	12	315	Bobby Harden, S	Miami Dolphins
1991	1	1	Russell Maryland, DT	Dallas Cowboys
	1	23	Randal Hill, WR	Miami Dolphins
	2	40	Shane Curry, DE	Indianapolis Colts
	2	42	Wesley Carroll, WR	New Orleans Saints
	4	107	Robert Bailey, DB	Los Angeles Rams
	5	131	Craig Erickson, QB	Philadelphia Eagles
	6	153	Mike Sullivan, G	Dallas Cowboys
	8	220	Roland Smith, DB	Miami Dolphins
	10	251	Randy Bethel, TE	New England Patriots
	10	278	Luis Cristobal, G	New York Giants
	12	325	Alex Johnson, WR	Houston Oilers
1992	1	11	Leon Searcy, T	Pittsburgh Steelers
	1	28	Darryl Williams, DB	Cincinnati Bengals
	4	86	Craig Erickson, QB	Tampa Bay Bucs
	10	263	Anthony Hamlet, DE	Seattle Seahawks
	12	312	Kelvin Harris, C	Los Angeles Rams
	12	315	Carlos Huerta, P	San Diego Chargers
1993	2	33	Ryan McNeil, DB	Detroit Lions
	2	46	Kevin Williams, WR	Dallas Cowboys



NFL DRAFT PICKS

YEAR	RD	PICK	NAME, POS.	TEAM	YEAR	RD	PICK	NAME, POS.	TEAM
	2	47	Michael Barrow, LB	Houston Oilers		7	227	Joaquin Gonzalez, OT	Cleveland Browns
	2	56	Darrin Smith, LB	Dallas Cowboys	2003	1	3	Andre Johnson, WR	Houston Texans
	3	60	Lamar Thomas, WR	Tampa Bay Bucs		1	15	Jerome McDougle, DE	Philadelphia Eagles
	4	104	Horace Copeland, WR	Tampa Bay Bucs		1	23	Willis McGahee, RB	Buffalo Bills
	6	157	Carlos Etheredge, TE	Indianapolis Colts		1	25	William Joseph, DT	New York Giants
	7	192	Gino Torretta, QB	Minnesota Vikings		3	89	Andrew Williams, DE	San Francisco 49ers
	8	207	Jessie Armstead, LB	New York Giants		4	131	Jamaal Green, DE	Philadelphia Eagles
1994	2	58	Donnell Bennett, RB	Kansas City Chiefs		5	150	Matt Walters, DE	New York Jets
	5	150	Darren Krein, DE	San Diego Chargers		7	241	Ken Dorsey, QB	San Francisco 49ers
1995	1	12	Warren Sapp, DT	Tampa Bay Bucs	2004	1	5	Sean Taylor, S	Washington Redskins
	2	52	Patrick Riley, DT	Chicago Bears		1	6	Kellen Winslow II, TE	Cleveland Browns
	3	78	Chris T. Jones, WR	Philadelphia Eagles		1	12	Jonathan Vilma, LB	New York Jets
	4	103	Larry Jones, RB	Washington Redskins		1	17	D.J. Williams, LB	Denver Broncos
	5	157	James Stewart, RB	Minnesota Vikings		1	19	Vernon Carey, OT	Miami Dolphins
	7	211	C.J. Richardson, DB	Houston Oilers		1	21	Vince Wilfork, DT	New England Patriots
	7	231	A.C. Tellison, WR	Cleveland Browns		7	213	Darrell McClover, LB	New York Jets
1996	1	26	Ray Lewis, LB	Baltimore Ravens		7	215	Alfonso Marshall, DB	Chicago Bears
	6	175	Derrick Harris, RB	St. Louis Rams		7	254	Carlos Joseph, OT	San Diego Chargers
1997	1	15	Yatil Green, WR	Miami Dolphins	2005	1	8	Antrel Rolle, CB	Arizona Cardinals
	1	17	Kenard Lang, DE	Washington Redskins		2	55	Roscoe Parrish, WR	Buffalo Bills
	1	18	Kenny Holmes, DE	Tennessee Oilers		3	65	Frank Gore, RB	San Francisco 49ers
	4	111	Tremain Mack, DB	Cincinnati Bengals		3	86	Kevin Everett, TE	Buffalo Bills
	5	133	Marcus Wimberly, DB	Atlanta Falcons		6	200	Chris Myers, G	Denver Broncos
	5	148	Twan Russell, LB	Washington Redskins	2006	1	31	Kelly Jennings, CB	Seattle Seahawks
	6	192	Tony Gaiter, WR	New England Patriots		2	35	Rocky McIntosh, LB	Washington Redskins
	7	211	Carlos Jones, DB	Seattle Seahawks		2	44	Sinorice Moss, WR	New York Giants
1998	1	10	Duane Starks, CB	Baltimore Ravens		2	57	Devin Hester, RB	Chicago Bears
	3	74	Jammi German, WR	Atlanta Falcons		3	66	Eric Winston, OT	Houston Texans
1999	1	4	Edgerrin James, RB	Indianapolis Colts		3	89	Rashad Butler, OT	Carolina Panthers
	5	135	Nick Luchey, FB	Cincinnati Bengals		4	110	Leon Williams, LB	Cleveland Browns
	7	245	Scott Covington, QB	Cincinnati Bengals		4	133	Orien Harris, DT	Pittsburgh Steelers
2000	1	14	Bubba Franks, TE	Green Bay Packers		5	154	Marcus Maxey, CB	Kansas City Chiefs
	2	56	Michael Boireau, DE	Minnesota Vikings	2007	1	24	Brandon Meriweather, S	New England Patriots
	3	90	Nate Webster, LB	Tampa Bay Bucs		1	25	Jon Beason, LB	Carolina Panthers
	5	148	Richard Mercier, G	Baltimore Ravens		1	31	Greg Olsen, TE	Chicago Bears
	7	227	Mondriel Fulcher, TE	Oakland Raiders		4	121	Baraka Atkins, DE	Seattle Seahawks
2001	1	11	Dan Morgan, LB	Carolina Panthers		4	127	Kareem Brown, DT	New England Pats
	1	12	Damione Lewis, DT	St. Louis Rams	2008	1	31	Kenny Phillips, S	New York Giants
	1	16	Santana Moss, WR	New York Jets		2	50	Calais Campbell, DE	Arizona Cardinals
	1	30	Reggie Wayne, WR	Indianapolis Colts		3	71	Tavares Gooden, LB	Baltimore Ravens
	3	65	James Jackson, RB	Cleveland Browns	2009	6	176	Spencer Adkins, LB	Atlanta Falcons
	6	200	Leonard Myers, CB	New England Patriots	2010	3	95	Jimmy Graham, TE	New Orleans Saints
	7	245	Andre King, WR	Cleveland Browns		4	102	Darryl Sharpton, LB	Houston Texans
2002	1	7	Bryant McKinnie, OT	Minnesota Vikings		4	128	Jason Fox, OT	Detroit Lions
	1	14	Jeremy Shockey, TE	New York Giants		7	235	Dedrick Epps, TE	San Diego Chargers
	1	17	Phillip Buchanan, CB	Oakland Raiders	2011	2	46	Orlando Franklin, OT	Denver Broncos
	1	24	Ed Reed, FS	Baltimore Ravens		2	60	Brandon Harris, CB	Houston Texans
	1	26	Mike Rumph, CB	San Francisco 49ers		3	79	Leonard Hankerson, WR	Washington Redskins
	2	51	Clinton Portis, RB	Denver Broncos		3	81	DeMarcus Van Dyke, CB	Oakland Raiders
	4	116	Martin Bibla, G	Atlanta Falcons		3	86	Allen Bailey, DE	Kansas City Chiefs
	4	135	Najeh Davenport, RB	Green Bay Packers		4	109	Colin McCarthy, LB	Tennessee Titans
	6	183	James Lewis, DB	Indianapolis Colts		6	181	Richard Gordon, TE	Oakland Raiders
	7	226	Daryl Jones, WR	New York Giants		6	192	Matt Bosher, P	Atlanta Falcons

NFL DRAFT PICKS

YEAR	RD	PICK	NAME, POS.	TEAM
2012	3	72	Olivier Vernon, DE	Miami Dolphins
	3	86	Sean Spence, LB	Pittsburgh Steelers
	4	97	Lamar Miller, RB	Miami Dolphins
	4	100	Travis Benjamin, WR	Cleveland Browns
	6	198	Tommy Streeter, WR	Baltimore Ravens
	6	200	Brandon Washington, G	Philadelphia
2013	5	149	Brandon McGee, DB	St. Louis Rams
	6	189	Mike James, RB	Tampa Bay Bucs
2014	3	93	Brandon Linder, OG	Jacksonville Jaguars
	6	191	Pat O'Donnell, P	Chicago Bears
	7	237	Seantrel Henderson, OL	Buffalo Bills
2015	1	9	Ereck Flowers, OL	New York Giants
	1	29	Phillip Dorsett, WR	Indianapolis Colts
	2	48	Denzel Perryman, LB	San Diego Chargers
	3	68	Clive Walford, TE	Oakland Raiders
	3	77	Duke Johnson, RB	Cleveland Browns
	4	128	Jon Feliciano, OL	Oakland Raiders
	6	212	Anthony Chickillo, DL	Pittsburgh Steelers
2016	1	25	Artie Burns, CB	Pittsburgh Steelers
	4	124	Deon Bush, S	Chicago Bears
2017	1	29	David Njoku, TE	Cleveland Browns
	4	113	Rayshawn Jenkins, DB	Los Angeles Chargers
	5	152	Corn Elder, DB	Carolina Panthers
	5	180	Danny Isidora, OL	Minnesota Vikings
	6	196	Al-Quadin Muhammad, DL	New Orleans Saints
	6	215	Brad Kaaya, QB	Detroit Lions
	7	219	Stacy Coley, WR	Minnesota Vikings
	7	229	Adrian Colbert, DB	San Francisco 49ers
	7	240	Marquez Williams, FB	Jacksonville Jaguars
2018	3	67	Chad Thomas, DL	Cleveland Browns
	4	112	Mark Walton, RB	Cincinnati Bengals
	4	107	Chris Herndon, TE	New York Jets
	5	139	RJ McIntosh, DL	New York Giants
	6	210	Braxton Berrios, WR	New England Patriots
	7	242	Kendrick Norton, DL	Carolina Panthers
2019	4	119	Sheldrick Redwine, DB	Cleveland Browns
	5	158	Michael Jackson, DB	Dallas Cowboys
	5	165	Joe Jackson, DL	Dallas Cowboys
	6	181	Jaquan Johnson, DB	Buffalo Bills
	6	204	Travis Homer, RB	Seattle Seahawks
2020	4	140	Shaq Quarterman, LB	Jacksonville Jaguars
	4	144	DeeJay Dallas, RB	Seattle Seahawks
	5	176	K.J. Osborn, WR	Minnesota Vikings
	7	242	Jonathan Garvin, DE	Green Bay Packers

AFL DRAFT PICKS

1960-66

YEAR	RD	PICK	NAME, POS.	TEAM
1960	—	—	Bob Rosbaugh, HB	Denver Broncos
	—	—	Fran Curci, QB	Minneapolis (Oakland)
	—	—	Jim Otto, C	Minneapolis (Oakland)
1961	8	59	Charles Linning, T	Buffalo Bills
	8	62	John O'Day, T	Dallas Texans
	24	188	Jack Novak, G	Oakland Raiders
1962	2	11	Bill Miller, E	Dallas Texans
	18	137	Jim Vollenweider, FB	Oakland Raiders
	34	270	Ray Lardani, T	Boston Patriots
1963	9	71	Jim Simon, G	Boston Patriots
	15	119	Bob Dentel, C	Boston Patriots
	16	123	Nick Ryder, FB	New York Jets
	16	127	Rex Benson, T	Houston Oilers
	29	232	John Sisk Jr., DB	Kansas City Chiefs
1964	2	15	Dan Conners, LB	Oakland Raiders
	18	137	George Mira, QB	Denver Broncos
1965	8	63	Fred Brown, LB	Boston Patriots
1966	5	40	Russ Smith, RB	San Diego Chargers
	6	42	Ed Weisacosky, LB	Miami Dolphins
	7	59	Pete Banaszak, RB	Oakland Raiders
	19	166	Tom Coughlin, DE	Denver Broncos

SUPPLEMENTAL DRAFT PICKS

YEAR	RD	PICK	NAME, POS.	TEAM
1984	1		Bernie Kosar, QB	Cleveland Browns
	2		Albert Bentley, RB	Indianapolis Colts
1987	3		Dan Sileo, DT	Tampa Bay Bucs
1989	1		Steve Walsh, QB	Dallas Cowboys

HURRICANES IN THE SUPER BOWL

YEAR	SB	PLAYER, POS.	TEAM
1966	I	Walt Corey, LB	Kansas City Chiefs
1967	II	Pete Banaszak, HB	Oakland Raiders
		Dan Conners, LB	Oakland Raiders
		Bill Miller, DL	Oakland Raiders
		Jim Otto, C	Oakland Raiders
1969	IV	Gene Trosch, DE	Kansas City Chiefs
1970	V	Ted Hendricks, LB	Baltimore Colts
1971	VI	George Mira Sr., QB	Miami Dolphins
1973	VIII	Chuck Foreman, RB	Minnesota Vikings
1974	IX	Chuck Foreman, RB	Minnesota Vikings
1976	XI	Pete Banaszak, HB	Oakland Raiders
		Ted Hendricks, LB	Oakland Raiders
		Chuck Foreman, RB	Minnesota Vikings
1977	XII	Rubin Carter, NT	Denver Broncos
1978	XIII	Gary Dunn, DT	Pittsburgh Steelers
1979	XIV	Gary Dunn, DT	Pittsburgh Steelers
		Dennis Harrah, OG	Los Angeles Rams
1980	XV	Ted Hendricks, LB	Oakland Raiders
		Burgess Owens, S	Oakland Raiders
1981	XVI	Eddie Edwards, DE	Cincinnati Bengals
1982	XVII	Woody Bennett, RB	Miami Dolphins
1983	XVIII	Ted Hendricks, LB	Oakland Raiders
1984	XIX	Woody Bennett, RB	Miami Dolphins
		Jay Brophy, LB	Miami Dolphins
1985	XX	Ronnie Lippett, CB	New England Patriots
		Fred Marion, S	New England Patriots
		Lester Williams, NT	New England Patriots
1986	XXI	Ottis Anderson, RB	New York Giants
		Jim Burt, NT	New York Giants
		Rubin Carter, NT	Denver Broncos
		Mark Cooper, OG	Denver Broncos
1987	XXII	Rubin Carter, NT	Denver Broncos
		Mark Cooper, OG	Denver Broncos
		Keith Griffin, RB	Washington Redskins
1988	XXIII	Eddie Brown, WR	Cincinnati Bengals
		Kevin Fagan, DE	San Francisco 49ers
		Daniel Stubbs, DE	San Francisco 49ers
1989	XXIV	Melvin Bratton, RB	Denver Broncos
		Jim Burt, NT	San Francisco 49ers
		Kevin Fagan, DE	San Francisco 49ers
		Daniel Stubbs, DE	San Francisco 49ers
1990	XXV	Ottis Anderson, RB	New York Giants
		Jim Kelly, QB	Buffalo Bills
1991	XXVI	Jim Kelly, QB	Buffalo Bills
1992	XXVI	Jim Kelly, QB	Buffalo Bills
		Michael Irvin, WR	Dallas Cowboys
		Jimmie Jones, DT	Dallas Cowboys
		Russell Maryland, DT	Dallas Cowboys
1993	XXVIII	Coleman Bell, TE	Dallas Cowboys
		Michael Irvin, WR	Dallas Cowboys
		Jimmie Jones, DT	Dallas Cowboys
		Bernie Kosar, QB	Dallas Cowboys
		Russell Maryland, DT	Dallas Cowboys
		Alfredo Roberts, TE	Dallas Cowboys
		Darrin Smith, LB	Dallas Cowboys
		Kevin Williams, WR	Dallas Cowboys
		Jim Kelly, QB	Buffalo Bills
1995	XXX	Robert Bailey, DB	Dallas Cowboys
		Michael Irvin, WR	Dallas Cowboys

YEAR	SB	PLAYER, POS.	TEAM
1995		Russell Maryland, DT	Dallas Cowboys
		Darrin Smith, LB	Dallas Cowboys
		Kevin Williams, WR	Dallas Cowboys
		Leon Searcy, OL	Pittsburgh Steelers
1998	XXXIII	K.C. Jones, C	Denver Broncos
1999	XXXIV	Kenny Holmes, DE	Tennessee Titans
		Derrick Harris, FB	St. Louis Rams
2000	XXXV	Jessie Armstead, LB	New York Giants
		Michael Barrow, LB	New York Giants
		Robert Bailey, DB	Baltimore Ravens
		Ray Lewis, LB	Baltimore Ravens
		Duane Starks, DB	Baltimore Ravens
		Kipp Vickers, OL	Baltimore Ravens
2001	XXXVI	Damione Lewis, DT	St. Louis Rams
		Leonard Myers, DB	New England Patriots
2002	XXXVII	Warren Sapp, DT	Tampa Bay Buccaneers
		Nate Webster, LB	Tampa Bay Buccaneers
2003	XXXVIII	Dan Morgan, LB	Carolina Panthers
2004	XXXIX	Jerome McDougal, DE	Philadelphia Eagles
		Jamaal Green, DE	Philadelphia Eagles
		Vince Wilfork, DT	New England Patriots
2006	XLI	Tanard Davis, DB	Indianapolis Colts
		Reggie Wayne, WR	Indianapolis Colts
		Devin Hester, KR	Chicago Bears
		Darrell McClover, LB	Chicago Bears
2007	XLII	Jeff Feagles, P	New York Giants
		Sinorice Moss, WR	New York Giants
		Brandon Meriweather, S	New England Patriots
		Vince Wilfork, DT	New England Patriots
2008	XLIII	Calais Campbell, DE	Arizona Cardinals
		Antrel Rolle, DB	Arizona Cardinals
		Edgerrin James, RB	Arizona Cardinals
2009	XLIV	Glenn Sharpe, CB	New Orleans Saints
		Jeremy Shockey, TE	New Orleans Saints
		Jonathan Vilma, LB	New Orleans Saints
		Reggie Wayne, WR	Indianapolis Colts
2010	XLV	Sam Shields, CB	Green Bay Packers
2011	XLVI	Vince Wilfork, DT	New England Patriots
		Dwayne Hendricks, DT	New York Giants
		Bruce Johnson, DB	New York Giants
		Kenny Phillips, SS	New York Giants
		Antrel Rolle, DB	New York Giants
2012	XLVII	Tavares Gooden, LB	San Francisco 49ers
		Frank Gore, RB	San Francisco 49ers
		Ray Lewis, LB	Baltimore Ravens
		Bryant McKinnie, OL	Baltimore Ravens
		Ed Reed, S	Baltimore Ravens
2013	XLVIII	Orlando Franklin, OL	Denver Broncos
2014	XLIX	Vince Wilfork, DT	New England Patriots
2015	L	Greg Olsen, TE	Carolina Panthers
2016	LI	Matt Bosher, P	Atlanta Falcons
2017	LII	Phillip Dorsett, WR	New England Patriots
2018	LIII	Phillip Dorsett, WR	New England Patriots
	LIII	Ufomba Kamalu, DL	New England Patriots
	LII	Sam Shields, DB	Los Angeles Rams

HURRICANES IN THE PRO BOWL

YEAR	PLAYER	TEAM	YEAR	PLAYER	TEAM
1980	Ted Hendricks, LB	Oakland Raiders	2002	Bubba Franks, TE	Green Bay Packers
	Ottis Anderson, RB	Los Angeles Rams		Warren Sapp, DT	Tampa Bay Bucs
	Dennis Harrah, G	Los Angeles Rams		Bubba Franks, TE	Green Bay Packers
1981	Ted Hendricks, LB	Oakland Raiders	2003	Jeremy Shockey, TE	New York Giants
1982	Ted Hendricks, LB	Los Angeles Raiders		Warren Sapp, DT	Tampa Bay Bucs
1983	Ted Hendricks, LB	Los Angeles Raiders		Ray Lewis, LB	Baltimore Ravens
1985	Dennis Harrah, G	Los Angeles Rams	2004	Ed Reed, S	Baltimore Ravens
	Fred Marion, S	New England Patriots		Clinton Portis, RB	Denver Broncos
1986	Dennis Harrah, G	Los Angeles Rams		Jeremy Shockey, TE	New York Giants
	Jim Burt, DT	New York Giants	2005	Warren Sapp, DT	Tampa Bay Bucs
1987	Bernie Kosar, QB	Cleveland Browns		Ray Lewis, LB	Baltimore Ravens
	Dennis Harrah, G	Los Angeles Rams		Ed Reed, S	Baltimore Ravens
1988	Eddie Brown, WR	Cincinnati Bengals	2006	Dan Morgan, LB	Carolina Panthers
1989	Brian Blades, WR	Seattle Seahawks		Andre Johnson, WR	Houston Texans
1990	Jim Kelly, QB	Buffalo Bills		Edgerrin James, RB	Indianapolis Colts
1991	Jim Kelly, QB	Buffalo Bills	2007	Edgerrin James, RB	Indianapolis Colts
	Michael Irvin, WR	Dallas Cowboys		Jeremy Shockey, TE	New York Giants
	Bennie Blades, S	Detroit Lions		Jonathan Villma, LB	New York Jets
	Cortez Kennedy, DT	Seattle Seahawks	2008	Santana Moss, WR	Washington Redskins
1992	Jim Kelly, QB	Buffalo Bills		Ray Lewis, LB	Baltimore Ravens
	Michael Irvin, WR	Dallas Cowboys		Ed Reed, S	Baltimore Ravens
	Cortez Kennedy, DT	Seattle Seahawks	2009	Devin Hester, KR	Chicago Bears
1993	Michael Irvin, WR	Dallas Cowboys		Andre Johnson, WR	Indianapolis Colts
	Cortez Kennedy, DT	Seattle Seahawks		Reggie Wayne, WR	New York Giants
1994	Michael Irvin, WR	Dallas Cowboys	2010	Frank Gore, RB	San Francisco 49ers
	Cortez Kennedy, DT	Seattle Seahawks		Sean Taylor, S	Washington Redskins
1995	Michael Irvin, WR	Dallas Cowboys		Ray Lewis, LB	Baltimore Ravens
	Cortez Kennedy, DT	Seattle Seahawks	2011	Willis McGahee, RB	Baltimore Ravens
1996	Vinny Testaverde, QB	Baltimore Ravens		Ed Reed, S	Baltimore Ravens
	Cortez Kennedy, DT	Seattle Seahawks		Devin Hester, KR	Chicago Bears
1997	Ray Lewis, LB	Baltimore Ravens	2012	Kellen Winslow Jr., TE	Cleveland Browns
	Jessie Armstead, LB	New York Giants		Reggie Wayne, WR	Indianapolis Colts
	Warren Sapp, DT	Tampa Bay Bucs		Vince Wilfork, DT	New England Patriots
1998	Ray Lewis, LB	Baltimore Ravens	2013	Sean Taylor, S	Washington Redskins
	Jessie Armstead, LB	New York Giants		Ray Lewis, LB	Baltimore Ravens
	Vinny Testaverde, QB	New York Jets		Ed Reed, S	Baltimore Ravens
	Cortez Kennedy, DT	Seattle Seahawks	2014	Jon Beason, LB	Carolina Panthers
1999	Warren Sapp, DT	Tampa Bay Bucs		Andre Johnson, WR	Houston Texans
	Ray Lewis, LB	Baltimore Ravens		Reggie Wayne, WR	Indianapolis Colts
	Tremain Mack, S	Cincinnati Bengals	2015	Jeff Feagles, P	New York Giants
	Edgerrin James, RB	Indianapolis Colts		Clinton Portis, RB	Washington Redskins
2000	Leon Searcy, OT	Jacksonville Jaguars		Antrel Rolle, S	Arizona Cardinals
	Jessie Armstead, LB	New York Giants	2016	Ray Lewis, LB	Baltimore Ravens
	Cortez Kennedy, DT	Seattle Seahawks		Ed Reed, S	Baltimore Ravens
	Warren Sapp, DT	Tampa Bay Bucs		Jon Beason, LB	Carolina Panthers
2001	Ray Lewis, LB	Baltimore Ravens	2017	Andre Johnson, WR	Houston Texans
	Edgerrin James, RB	Indianapolis Colts		Reggie Wayne, WR	Indianapolis Colts
	Jessie Armstead, LB	New York Giants		Bryant McKinnie, OT	Minnesota Vikings
	Warren Sapp, DT	Tampa Bay Bucs	2018	Vince Wilfork, DT	New England Patriots
	Ray Lewis, LB	Baltimore Ravens		Brandon Meriweather, S	New England Patriots



HURRICANES IN THE PRO BOWL

YEAR	PLAYER	TEAM
2010	Jonathan Vilma, LB	New Orleans Saints
	Frank Gore, RB	San Francisco 49ers
	Antrel Rolle, S	Arizona Cardinals
	Ray Lewis, LB	Baltimore Ravens
	Ed Reed, S	Baltimore Ravens
	Jon Beason, LB	Carolina Panthers
	Andre Johnson, WR	Houston Texans
	Reggie Wayne, WR	Indianapolis Colts
	Bryant McKinnie, OT	Minnesota Vikings
	Vince Wilfork, DT	New England Patriots
	Brandon Meriweather, S	New England Patriots
	Jonathan Vilma, LB	New Orleans Saints
2011	Frank Gore, RB	San Francisco 49ers
	Ed Reed, S	Baltimore Ravens
	Ray Lewis, LB	Baltimore Ravens
	Jon Beason, LB	Carolina Panthers
	Devin Hester, KR	Chicago Bears
	Andre Johnson, WR	Houston Texans
	Reggie Wayne, WR	Indianapolis Colts
	Vince Wilfork, DT	New England Patriots
	Brandon Meriweather, S	New England Patriots
	Jonathan Vilma, LB	New Orleans Saints
	Antrel Rolle, S	New York Giants
	Ed Reed, S	Baltimore Ravens
2012	Ray Lewis, LB	Baltimore Ravens
	Willis McGahee, RB	Denver Broncos
	Jimmy Graham, TE	New Orleans Saints
	Frank Gore, RB	San Francisco 49ers
	Chris Myers, C	Houston Texans
	Vince Wilfork, DT	New England Patriots
	Reggie Wayne, WR	Indianapolis Colts
	Andre Johnson, WR	Houston Texans
	Chris Myers, C	Houston Texans
	Ed Reed, S	Baltimore Ravens
	Vince Wilfork, DT	New England Patriots
	Frank Gore, RB	San Francisco 49ers
2013	Jimmy Graham, TE	New Orleans Saints
	Antrel Rolle, S	New York Giants
	Frank Gore, RB	San Francisco 49ers
	Andre Johnson, WR	Houston Texans
	Calais Campbell, DL	Arizona Cardinals
	Devin Hester, WR	Atlanta Falcons
	Greg Olsen, TE	Carolina Panthers
	Andre Johnson, WR	Houston Texans
	Calais Campbell, DL	Arizona Cardinals
	Greg Olsen, TE	Carolina Panthers
	Jimmy Graham, TE	Seattle Seahawks
	Lamar Miller, RB	Houston Texans
2018	Calais Campbell, DL	Jacksonville Jaguars
	Olivier Vernon, DL	New York Giants
2019	Calais Campbell, DL	Jacksonville Jaguars



ALL-TIME LETTERMEN

A

Aaron, Doyle	1988-89-90
Abbott, Bob	1967-68
Abdallah, Luqman	2006-07
Abdul Qawi, Rashid	1993-94-95
Abramson, Ross	2005-06-07
Acuff, John	1966-67-68
Adams, Mike	1975-76
Adkins, Spencer	2005-06-07-08
Adler, Alfred	1941-42, 46-47
Aguiera, Ralph	1951-52
Akpejiori, Raphael	2014
Albrecht, Richard	1952
Alder, Alfred	1941-42
Alekna, Dave	1985-86
Alford, Colin	2015
Allen, Harold	1949-50
Alter, Foster	1931
Altheide, Gary	1971-72-73
Alvers, Steve	1977-78
Anderson, Jeff	1970
Anderson, Larry	2000-01-02-03
Anderson, Ottis	1975-76-77-78
Anderson, Rhyann	2005
Andreadis, John	1963
Andres, Omar	1993-94
Arcangeletti, Ray	1949-50-51
Archer, Mike	1973-74-75
Arenas, Alvario	1978
Arline, Darell	1999
Armbrister, Thurston	2012-13-14
Armour, Carlos	2004, 2006-07-08
Armstead, Jessie	1989-90-91-92
Armstrong, Ray-Ray	2009-10-11
Arries, Verdun	1939-40
Ashman, Rod	1927-28
Atkins, Baraka	2003-04-05-06
Atrio, Andy	1995-96
August, Phil	1973-74-75-76
Austin, Jimmy	1982
Axson, Mozell	1977-78-79-80
Azer, Mike	1988-89
Azrak, Fred	1976-77-78

B

Babb, Larry	1959
Badgley, Michael	2014-15-16-17
Bahen, John	1961-63
Bailey, Allen	2007-08-09-10
Bailey, Don	1979-80-81-82
Bailey, Robert	1987-88-89-90
Bain, Andrew	2004-05-06-07
Bain, Tolbert	1984-85-86-87
Bain, Travarous	2003-04
Baker, Charles	1934-35
Baker, E.J.	1976-77-78
Baker, Frank	1965-66
Baker, Kary	1973-74-75
Banaszak, Pete	1963-64-65
Bandy, Trajan	2017-18-19
Baratta, Andy	1979-80-81-82
Barbarino, Clem	1978-80-81
Barber, Rudy	1990-91-92-93
Barlow, John	1970
Barnes, Marlin	1994-95
Barnes, Mike	1970-71-72
Barnett, John	1966-67-68
Barney, Chris	2006
Barnwell, Scott	1993
Barone, Steve	1973
Barrett, Pat	1969-70
Barrington, Glenn	1944
Barrow, Micheal	1989-90-91-92
Bartemus, Joe	1944
Barth, Robert	1963-64-65
Bartolovich, Joseph	1950-51
Barwick, Bill	1943
Bass, Robert	1992-93
Bates, Johnny	1930-31-32
Bates, Junior	1969-70
Bates, Larry	1974-75
Batten, Gage	2015-16
Baxa, Bubba	2018-19
Beard, Kevin	2000-01-02-03
Beary, James	1934
Beasley, Eric	1973
Beason, Jon	2004-05-06



ALL-TIME LETTERMEN

Bebber, Gene	1964	Blanchard, Norman	1964-65
Beck, Frank	1963-64-65	Blasko, Byron	1957
Beckman, Witt	1971-72-74	Bleier, Theodore	1927-28-29
Beier, Tom	1965-66	Bloxsom, Charles	1976-77-78
Belk, Rocky	1980-81-82	Bodie, Larry	1965-66-67
Bell, Coleman	1990-91-92	Bogart, Eugene	1940
Bellamy, Ray	1968-69	Boireau, Michael	1998-99
Bellinger, Rodney	1980-82-83	Bolash, John	1936-37-38
Bender, Vic	1965	Bolden, Bubba	2019
Benes, Edgar	1987-88	Bolton, Broderick	1978-79
Benjamin, Travis	2008-09-10-11	Boney, Fleeman	1934-35
Bennett, Donnell	1991-92-93	Bonner, Tavokius	1997
Bennett, John	1961-62-63	Bonofiglio, Mario	1954-55
Bennett, Phil	1955-56	Bookman, John	1953-54-55-56
Bennett, Woody	1976-77	Boone, Jamie	1979-80-81-82
Benson, Rowland	1962-63	Borek, Matthew	1938-39-40
Bentley, Albert	1982-83	Bosher, Matt	2007-08-09-10
Benton, Magic	1995-96-97	Bosseler, Don	1953-54-55-56
Bergman, Robert	2002-03-04	Botts, Dalton	2011-12
Berlin, Brock	2003-04	Bouffard, Frank	1958-59
Berrios, Braxton	2014-15-16-17	Boulware, Venzell	2018
Berry, Damien	2007-08-09-10	Bow, Johnny	1950-51
Berry, Kenny	1987-88-89	Bowman, Bob	1945-47
Bertani, Fred	1964	Boxx, Bernard	1950
Bertucelli, Paul	1983-84-85	Boyd, Tyra	1942
Best, Bobby	1968-69-70	Boyle, Ralph	1976
Bethel, Damon	1990-91-92	Brady, Tyre	2014-15
Bethel, Randy	1987-88-89-90	Brandy, Dominic	1967-68
Bethel, Pat	2016-17-18-19	Brasington, Jack	1949
Bettencourt, Joe	1975-76	Brasington, Jack	1971-72-73
Beusse, James	1933-34-35	Bratton, Melvin	1984-85-86-87
Bibla, Martin	1998-99-00-01	Breckner, Dennis	1974-75-76
Bielinski, Henry	1930	Breckner, Gary	1978-80-81-82
Bierkamper, Gwynn	1933-34	Brennan, Don	1970
Biletnikoff, Bob	1964-65	Brickman, Bill	1959
Binion, Cameron	1996-97-98	Brinkos, Bruce	1962-63-64
Bishop, Bruce	1970	Brinkworth, Kevin	1993-94
Black, William	1937	Brion, Harold	1933-34
Blades, Al	1998-99-00	Britton, Matt	1988-89-90-91
Blades Jr., Al	2018-19	Brodsky, Larry	1978-79-80-81
Blades, Bennie	1985-86-87	Broker, Nick	1940-41
Blades, Brian	1984-85-86-87	Brooks, Nate	1995-96-97-98
Blaise, Kerlin	1994-95-96-97	Brooks, Sam	2019



ALL-TIME LETTERMEN

Carroll, Robert	1947-48-49	Cochran, Rick	1982
Carroll, Thomas	2002-03-04-05	Cohen, Alvin	1938
Carroll, Wesley	1989-90	Cohen, Seymour	1940
Carter, Amari	2017-18-19	Colbert, Adrian	2016
Carter, Jamal	2013-14-15-16	Coleman, Gene	1977-78-79
Carter, Matt	2003-04	Coley, Stacy	2013-14-15-16
Carter, Rod	1985-86-87-88	Coley, Tony	1993-94-95-96
Carter, Rubin	1972-73-74	Colip, Tom	1968
Casimir, Quincy	2015	Collier, Thearon	2008-09
Cassidy, Fred	1964-65-66	Collins, Hank	1967-68
Castagno, John	1950-51	Collins, Ryan	1992-93-94-95
Catha, Lawrence	1927-28-29	Comendeiro, Juan	1981-82-83-84
Cesare, Bill	1978	Condon, Thomas	1937
Chaltas, James	1967-68-69	Conley, Leonard	1987-88-89-90
Chambers, Jermaine	1993-94-95-96	Connors, Dan	1961-62-63
Chambers, Lee	2008-09-10-11	Constantino, Anthony	1951-52
Chambless, Bill	1965-66-67	Cook, Cecil	1933-34-35
Chappas, James	1945	Cook, Charles	1978-79-80
Chauvet, Jack	1968-69-70	Cook, Glenn	2004-05-06-08
Chesna, Lou	1937	Cooper, Graig	2007-08-09-10
Chickillo, Anthony	2011-12-13-14	Cooper, Mark	1978-80-81-82
Chickillo, Nick	1951-52	Cooper, Willie	2004-05-06-07
Chickillo, Tony	1979-80-81-82	Copeland, Horace	1990-91-92
Chickillo, Wyatt	2016	Corbin, Ken	1965-67
Chudzinski, Rob	1988-89-90	Corcoran, John	1938-39
Chuprevich, Joe	1942	Corey, Walter	1957-59
Chwalik, Walter	1949-50-51	Corker, Clarence	1973-74
Cifra, Don	1962-63-64	Cornileus, Tyrone	2010-11-12-13
Clancy, Don	1964	Corrigan, Phil	1972-73
Clark, Bernard	1986-87-88-89	Corrigan, William	1945
Clark, Howard	1999-2000-01-02	Cortes, Julio	1983-84
Clark, Jakai	2019	Cosden, Craig	1975-76-77
Clark, Tom	1959	Costa, Frank	1991-92-93-94
Claud, Charlie	1975-76-77	Costello, John	1958
Clausell, Dietrich	1991-92-93	Couch, Te'Cory	2019
Clement, Ryan	1994-95-96-97	Coughlin, Dan	1958
Clements, Eduardo	2010-11-12-13	Coughlin, Tom	1964-65
Cleveland, Asante	2010-11-12-13	Courtney, Cliff	1927-28-29
Cline, Tony	1967-68-69	Covington, Scott	1995-96-97-98
Coates, Russell	1940-41-42	Cox, Greg	1984-85-86-87
Cobb, Donald	1947-48-49	Cox, James	1965-66-67
Cobia, Kyle	2001-02-03-04	Craig, Akil	2013
Cochrane, Kelly	1969-70-71	Crawford, Antonio	2012-13-14

ALL-TIME LETTERMEN

Crawford, Dallas	2012-13-14-15	Davis, Romeo	2004-05-06-08
Crawford, James	1957-58-59	Davis, Tanard	2003-04-05
Crissy, Mike	1993-94-95	Dawkins, Dale	1987-88-89
Cristiani, Tony	1971-72-73	Dean, Jhavonte	2017-18
Cristobal, Luis	1988-89-90	Deakins, David	1982
Cristobal, Mario	1989-90-91-92	Deas, Lonnie	1943
Cronin, Joseph	1931	Deiderich, Harry	1957
Crosland, Andy	1996-97-98-99	Delaney, Dee	2017
Crow, Gray	2013, 2015	Delapenha, Hugo	2013-14
Crowe, Luke	1930-31	Del Bello, Jack	1948-49-50
Crowell, Shannon	1987-88-89-90	Delegal, Lucious	1983-84
Crudup, Derrick	2001-02-03-04	DelGrano, Edward	1945
Crum, Maurice	1987-88-89-90	Del Vecchio, Pat	1996-98-99
Csaky, Andrew	1936-37-38	Della Valle, Robert	1952-53-54-55
Csaky, John	1936	DeLonga, Leonard	1947
Cummins, Mike	1970	DeMarco, Mario	1945-46-47-48
Cunio, Bob	1954-55-56	Demopoulos, George	1973-74-75
Curci, Fran	1957-58-59	Dennis, Chris	1974-75-76-77
Curry, Shane	1988-89-90	Dennison, Glenn	1981-82-83
Curtright, Don	1964-65	Dentel, Robert	1960-61-62
Czapinski, Richard	1948-49-50	Dermigny, Samuel	1945-46-47
Czipulis, Bob	1966-67-68	DeRoss, Bill	1967-68

D

Daanen, Jerry	1965-66-67	DeShaw, Ricou	1976
Dallas, DeeJay	2017-18-19	DeTroia, Tony	1956
Daly, Daren	2006-07	Devereaux, William	1950
Daly, Mike	1972-73-74	DeVore, Chuck	1955-56
Dangel, Al	1959-60	Diamond, Bill	1959-60-61
Daniels, John	1977-78-79-80	Diamond, Charles	1956-57-58
Dangerfield, Ken	1999-2000-001	Diamond, William	1950-51
Daphnis, Gerard	1993-94-95-96	Diaz, Gabriel	2006
Dansky, Walter	1931-32-33-34	DiBuono, Carl	1945
Darling, Trevor	2014-15-16-17	Dice, David	1965-66-67
Davenport, Najeh	1998-99-2000-01	Dicker, Jack	1935-36
David, Sam	1948-49-50	Dielens, Gus	1944
Davidson, Turner	2019	DiGiammarino, Larry	1958-60
Davies, Arthur	1947-48-49	Ditthardt, David	1981-82-83-84
Davis, Doug	1958-59	Dittmar, Jim	1972
Davis, Ed	1984-85-86	Dixon, Antonio	2005-06-07-08
Davis, Jeff	1979-82-83	Dixon, Joseph	1937-38-39
Davis, Marvin	1993-94-95-96	Dixon, William	1942-47
		Dobard, Standish	2014-15-16
		Domke, Robert	1966
		Donaldson, Navaughn	2017-18-19



ALL-TIME LETTERMEN

Donahoo, "Peanuts"	1933
Dooley, Jim	1949-50-51
Dorn, Andrew	1970
Dorsett, Phillip	2011-12-13-14
Dorsey, Ken	1999-2000-01-02
Dorshimer, Don	1953-56
Douglas, John	1937-38-40
Douglas, Robert	1941-42
Downes, Robert	1928-29-30-31
Doyle, Keith	1945-46-47
Duggan, Bob	1974-75
Dunlop, Art	1947
Duncan, Eugene	1938
Dunckel, Chris	2011
Dunn, Bo	1970-71-72
Dunn, Eddie	1936-37-38
Dunn, Gary	1973-74-75
Dunn, Raymond	1941-42-46
Dye, Jimmy	1966-67
Dye, Dyron	2010-11-12
Dyess, Bill	1977

E

Eastburn, Brian	1978
Eberst, Bruce	1989-90-91-92
Edwards, Eddie	1974-75-76
Edwards, Gus	2013-14-16
Eggert, Robert	1959-60-61
Eisnor, Bill	1943
Elder, Corn	2013-14-15-16
Eldredge, Dave	1946
Ellis, Donald	1985-86-87-88
Ely, Bruce	1974
Epps, Dedrick	2006-07-08-09
Erickson, Craig	1987-88-89-90
Erwin, Lou	1969
Etheredge, Carlos	1989-90-91-92
Evans, John	1976-77-78
Evans, Leon	1979-80-81
Evans, Mark	1989
Everett, Kevin	2003-04

F

Fagan, Kevin	1983-84-85
Fahrney, Emerson	1933
Fantigrassi, Joe	2000-01-02
Farquharson, Kayne	2007-08
Farr, DajLeon	2005-06-07
Feagles, Jeff	1985-86-87
Feagles, Zach	2017
Feliciano, Jon	2011-12-13-14
Felicione, Frank	1964
Fenton, John	1976-78-79-80
Fenwick, William	1930
Fenwick, Bill	1932
Fentress, Nantambu-Akil	2011-12-13-14
Ferguson, Bryan	1975-76-77
Ferguson, Danyell	1992-94-96
Ferguson, John	1980
Ferguson, John	1948-49
Ferguson, Ralph	1943
Fernandez, Jack	1980-83
Fernandez, Jorge	2006
Fernandez, Sam	1960-61
Ferrante, Lou	1942-46
Fersch, Harry	1962-63-64
Fetrow, Mike	1974
Few, Marshall	2017-18-19
Fieler, Ralph	1947-48-49-50
Figueroa, Alex	2013
Figueroa, Joel	2007-08-09-10-11
Finley, Romeo	2016-17-18-19
Finnie, Thomas	2011-12
Fisher, William	1951-52
Fitzgerald, Markese	1998-99-2000-01
Fitzpatrick, Tony	1982-83
Flaharty, Shon	1984
Flanagan, Tim	1978-79-80
Fleming, Bruce	1982-83-84-85
Flowers, Ereck	2012-13-14
Flynn, Thomas	1947-48-49
Fogler, Floyd	1932
Folkins, Allan	1966-67-68
Foote, Norman	1932



ALL-TIME LETTERMEN

Ford, Chase	2010-11	Garcia, Carlos	1995-96-97
Ford, Jonathan	2017-18-19	Garden, David	1964
Foreman, Chuck	1970-71-72	Garrigus, Carl	1952-54
Forston, Marcus	2008-09-10-11	Garvin, Jonathan	2017-18-19
Fortay, Bryan	1989	Gary, Cleveland	1986-87-88
Fortney, Denny	1994-95-96-97	Gaunt, Steve	1970-71-72
Foster, Harvey	1961-62-63	Gauthier, Tyler	2016-17-18
Fox, Jason	2006-07-08-09	Gaynor, Corey	2017, 2019
Fox, Terrence	1938-39-40	Gayot, Marques	2014-15
Fowler, Otis	1989	Geathers, Jason	2000-01-02-03
Francis, Corwin	1991-92-93-94	Geatz, Phil	1956-57-58
Franklin, Alfred	1927-28-29-30	Geiger, Joe	1971
Franklin, Orlando	2007-08-09-10	Gent, Mark	2002-03-04-05
Franklin, Vegas	2004-05-06-07	George, Charlie	1949-50-51
Franks, Daniel	1997-98-99	German, Jammi	1993-94-95
Frantz, William	1945-46-47	Gerrard, Stephen	1929
Frazier, Frank	1978-79-80-81	Gholston, Nathan	2010-11
Frederick, Anthoney	1980	Ghaul, Harry	1945-46-47-48
Freeman, Kirby	2005-06-07	Gibson, Chris	1993-94-95-96
French, Norman	1951-52-53-54	Gilbert, David	2013
Frierson, Gilbert	2019	Gimenez, Julio	1999-2000
Fritzsche, Ron	1959-60	Girardi, Joe	2006
Frohbose, Bill	1971-72-73	Glogowski, Nat	1934-35-36
Fulcher, Mondriel	1996-97-98-99	Glover, Frank	1974-75-76
Fullerton, Chuck	1967-68	Goedeker, Mike	1978-79-80
Fullington, Darrell	1984-85-86-87	Golden, Derrick	1988-89-90-91
Futch, Jordan	2008-09-10-11	Goldenberg, Jared	2015

G

Gabriel, Frank	2014-15-16	Golding, Steve	1974-75-76
Gadbois, Taylor	2013-14	Golloher, Marty	1991
Gagliardi, George	1941-42	Golmont, Van	1968-69-70
Gaiero, Augustus	1934	Gonzalez, Barry	1977-78-79
Gaines, Jimmy	2010-11-12-13	Gonzalez, Joaquin	1998-99-2000-01
Gaines, Robert	1950	Gonzalez, Jose	1972-73-74
Gaitan, Jorge	1996-97-98	Gonzalez, Oscar	1967-68-69
Gaiter, Tony	1994-95-96	Gooden, Tavares	2003-04-06-07
Galente, Tony	1977-78	Gordon, Richard	2006-07-08-10
Gall, Alex	2013-14-15-16	Gore, Frank	2001-03-04
Ganong, Ray	1975-76	Gorman, Raymond	1940-41-42
Garcia, Alex	2003-04	Gostowski, Henry	1935-36
Garcia, Bobby	1987-88-89	Goudis, Matt	2012-13
		Grace, Jermaine	2013-14-15
		Gracyk, Edward	1931-32-33
		Grady, Frank	1952



ALL-TIME LETTERMEN

Grady, Steve	1979	Hamilton, George	1938
Graney, Thomas	1931-32	Hamilton, Jelani	2012-13, 2015
Grant, Chavez	2006-07-08-09	Hamilton, Tom	1965-66-67
Grau, Erwin	1935	Hancock, Gene	1944-45-46
Gray, Trayone	2015, 2018	Handy, Darren	1988-89-90
Graves, Archie	1935	Hankerson, Leonard	2007-08-09-10
Greaves, Gary	1956-57-58	Hanley, Augustus	1937
Green, Cornelius	2000-01-02	Hansen, Louis	1928-29-30
Green, David	1964	Harden, Bobby	1986-87-88-89
Green, Jamaal	1999-2000-01-02	Hardy, Corries	1992-93
Green, Shayon	2010-11-12-13	Harley, Michael	2017-18-19
Green, Yatil	1994-95-96	Harrah, Dennis	1972-73-74
Greene, Tirrell	1991-92-93-94	Harrell, Robert	1944
Greenspan, Sidney	1952	Harris, Brandon	2008-09-10
Greer, Casey	1989-90-91-92	Harris, Cam'Ron	2018-19
Greer, Wallace	1932	Harris, Courtney	2006-07
Griffin, Keith	1980-81-82-83	Harris, Dayall	2017
Griffin, McKinney	1977-78	Harris, Derrick	1992-93-94-95
Griffin, Kevin	1969	Harris, Grant	1928
Griffiths, Rich	1972-73-74	Harris, Jacory	2008-09-10-11
Grimble, Jalen	2011-12	Harris, Jonathan	1991-92-93-94
Grimes, Robert	1938-39	Harris, Kelvin	1989-90-91
Guimento, Charles	1937-38-39	Harris, Kevin	1987-88
Gunn, Harland	2008-09-10-11	Harris, Orien	2002-03-04-05
Gunter, Ladarius	2012-13-14	Harris, Ray	1966-67
Guthrie, Stuart	1970	Harris, Reddic	1940

H

Hackett, Jack	1949-50-51	Harris, Ron	1981-82-83-84
Hagen, Arthur	1945	Harris, Terris	1991-92-93
Hagens, Maurice	2010-11-12-13	Harris, Trent	2014-15-16-17
Haggerty, Mike	1965-66	Harrison, Claude	1943
Haines, Roger	1973-74	Harrison, Mike	1959-60
Haji-Rasouli, Sherko	1999-2000-01	Hart III, Robert	1961-62-63
Halas, George	1975-76-77	Hart, Zachary	1999
Hall, Coy	1972-73	Hartsel, Paul	1966
Hall Jr., Gurvan	2018-19	Harvey, Chris	2000-01-02-03
Hall, Robert	1997-98-99	Harvey, Sean	2013-14
Hallmon, Jack	1993-94-95-96	Houck, Ed	1946-47
Ham, Derrick	1995-96-97-98	Hauser, Francis	1927-28-29-30
Ham, Eric	1986	Haviland, Jim	1969-70
Hamlet, Anthony	1988-90-91	Hawkins, Bill	1985-86-87-88
		Hayes, Bill	1957-58
		Hays, Bob	1979
		Hayward, Harry	1937-38



ALL-TIME LETTERMEN

Jackson, Herb	1977-78-79	Johnson, Tervaris	2006-07-08-09
Jackson, James	1997-98-99-2000	Johnston, Hal	1946-47
Jackson, Joe	2016-17-18	Johnston, J.B.	1953
Jackson, Michael	2015-16-17-18	Joiner, Jim	1977-78-79-80
Jahn, George	1942	Jolla, Akieem	2002-04-05
James, Clay	2019	Jones, Aaron	1993-94
James, Donald	1952-53	Jones, Ben	2009-10-12
James, Edgerrin	1996-97-98	Jones, Carl	1937-38-39
James, Harvey	1941-43-46	Jones, Carlos	1993-94-95-96
James, Herbert	1988-89-90-91	Jones, Charlie	2004-05-06
James, Javaris	2006-07-08-09	Jones, Chris C.	1994-95-96-97
James, Mike	2009-10-11-12	Jones, Chris T.	1991-92-93-94
Jastrab, Bob	1985	Jones, Claude	1989-90-91
Jefferson, David	1978-79-80-81	Jones, D'Mauri	2014-15
Jelley, Thomas	1949-50	Jones, Daryl	1997-98-2000-01
Jennings Jr., Bradley	2017	Jones, Derwin	1984-85-86-87
Jenkins, Courtel	2014-15-16	Jones, Don	1945
Jenkins, Darnell	2003-04-05-07	Jones, Ernie	1973-74-75
Jenkins, Willie	1974-75-76	Jones, Greg	1982-83-84
Jenkins, Rayshawn	2012-13-15-16	Jones, Jahair	2018
Jennings, Kelly	2002-03-04-05	Jones, Jerome	1981-82
Johns, Eddie	1960	Jones, Jimmie	1986-87-88-89
Johnson, Aldarius	2008-09-10	Jones, K.C.	1993-94-95-96
Johnson, Alex	1987-88-89-90	Jones, Khalil	2005-06-07-08
Johnson, Andre	2000-01-02	Jones, Larry	1991-92-93-94
Johnson, Andrew	2004-05-06	Jones, Rashaun	2004-05-06
Johnson, Bruce	2005-06-07-08	Jones, Trent	1994-95-96-97
Johnson, Dan	1969-70-71	Jones, William	1929-30
Johnson, Davon	2008-10-11-12	Jordan, Brevin	2018-19
Johnson, DJ	2017	Joseph, Carlo	1995-96-97
Johnson, Don	1953-54-55-56	Joseph, Carlos	2000-01-02-03
Johnson, Duke	2012-13-14	Joseph, Joe	2006-07-08-09
Johnson, Dwayne	1992-93-94	Joseph, William	1999-2000-01-02
Johnson, Eddie	2012	Jupin, Eugene	1941
Johnson, J	1994-95-96	Just, Jim	1973
Johnson, Jack	1955-56	Justus, Curtis	2004
Johnson, James	1941		
Johnson, Jaquan	2015-16-17-18		
Johnson, Jermaine	2010-11		
Johnson, Ken	1976-77-78		
Johnson, Michael	1987		
Johnson, Storm	2010		
Johnson, Taj	1994		

K

Kaaya, Brad	2014-15-16
Kalal, Tim	1988-89
Kaldor, Joe	1941
Kalina, David	1968-69



ALL-TIME LETTERMEN

Lewis, LeeRoy	1964-65	Majewski, Bill	1968-69
Lewis, Malcolm	2012-13-14-15-16	Makarevich, Frank	1975-76
Lewis, Ray	1993-94-95	Maler, Jim	1976
Ley, Chris	1985	Malley, Jeff	2003-04
Liddell, Rick	1972-73-74	Mallios, Harry	1950-51-52
Liebel, Robert	1965-66	Mallory, Will	2018-19
Lillimagi, Leo	1961-63	Malloy, Gordon	1952-53-54
Linder, Brandon	2010-11-12-13	Mann, Jonathan	2003
Linder, Nick	2014-15-16	Marcantonio, Steve	1972-73-74
Lindstrom, Evan	1927-28-29	Marion, Fred	1978-79-80-81
Lingard, Lorenzo	2018	Mariscal, Dan	1985-86
Linning, Charles	1958-59-60	Mariutto, Don	1950-51-52
Linus, James	1952-53	Mark, Greg	1986-87-88-89
Lipchick, Pete	1945	Markowski, Stan	1959-60
Lipkvich, Gary	1971	Marler, Sylvan	1945
Lippett, Ronnie	1980-81-82	Marley, Rohan	1992-93-94
Little, Earl	1993-94-95-96	Marshall, Alfonso	2000-01-02-03
Livingston, Charles	1959-60	Marshall, Sheven	1998-99
Llinas, Jim	1980	Martens, Raymond	1930
London, Diego	1989-91-92	Martin, Don	1974-75
Loram, Kevin	1973-74-75	Martin, Leo	1949-50-51
Lopez, Kenny	1990-91-92-93	Martin, Sylvester	1953-54-55
Losch, Jack	1954-55	Martinez, Willie	1983-84
Losego, Richard	1961-62	Marucci, Jason	1990-91-92
Lowe, Jack	1953	Marve, Robert	2008
Lubas, Ted	1951-52-53	Maryland, Russell	1987-88-89-90
Ludwig, Steve	1974-75	Marzella, Sam	1942
Lumelski, Zev	1991-92-93-94	Mason, George	1975-76-77
Lutes, Ed	1950-51	Mastellone, Pete	1948-49-50
Luttrell, Larry	1994	Masters, Brett	1981
Lyden, Joe	1949-50	Masterson, Robert	1935-36-37
Lyons, Herman	1927-28	Mastro, Salvatore	1934-35-36
		Matherson, Paul	1932
		Matthes, Dieter	1969-70
		Matlock, John	1963-64-65
		Matthews, Gralyn	1975-76
		Matthews, Wiley	1969-70
		Maulty, Stanley	1961-62
		Maxey, Marcus	2002-03-04-05
		Mayes, Ryan	2016
		Mayhew, Jon	1959-60
		Mazejka, Ernest	1945-46-47
		McCarthy, Colin	2006-07-09-10

M

Mabry, Jerrell	2006-07
MacDowell, Buz	1969-70
MacIntyre, George	1958
Mack, Rod	1996-97-98-99
Mack, Tremain	1994-95-96
Maddox, Maurice	1984-86
Mahon, Gary	1985-86-87-88
Mahoney, Hayden	2017-18



ALL-TIME LETTERMEN

McCloskey, Jack	1950-51	Mercer, Ivan	1999-2000
McCloud, Zach	2016-17-18	Mercier, Richard	1995-96-98-99
McClover, Darrell	2000-01-02-03	Mercurio, Marion	1928-29-30
McCord, Tyriq	2012-13-14-15	Meriweather, Brandon	2003-04-05-06
McCray, Teraz	2004-05-06-07	Michaels, George	1990-91
McCray, Terry	2015, 2016, 2018	Mick, Gary	1969-71
McCreary, William	1944	Middleton, John	1931-32
McCrimmon, Steve	1937-38-39	Miller, Bill	1965-66-67
McCullough, Jason	1995	Miller, Bill	1959-60-61
McCutcheon, Kevin	1985-86	Miller, Dan	1978-79-80-81
McDermott, Kc	2014-15-16-17	Miller, Eric	1988-89-90-91
McDermott, Shane	2011-12-13-14	Miller, Jordan	2019
McDonald, Dave	1949	Miller, Lamar	2010-11
McDonald, Frank	1951-52-53-54	Miller, Phil	1976
McDougal, Robert	1941-42-46	Millican, Pat	1977-78
McDougle, Jerome	2001-02	Mills, Austin	1927-28
McDowell, Bubba	1985-86-87-88	Mills, Reuben	1959-60
McFadden, Doug	1985-86	Minie, Steve	1984
McGahee, Willis	2001-02	Mira, George, Sr.	1961-62-63
McGee, Brandon	2009-10-11-12	Mira, George, Jr.	1984-85-86-87
McGee, Doug	1965-66-67	Mira, Joe	1965-66-67
McGrath, Joe	2001-02-03	Miranda, Jesus	1976-77
McGriff, John	1927	Mirilovich, Jon	1957-58-59
McGriff, John	1975-76-77	Mirto, Joe	1965-66-67
McGuire, Stephen	1989-90-91-92	Mitchell, Eldridge	1972-73-75-76
McGuirt, Jimmy	1966-67	Mitchell, Theron	1958
McIntosh, R.J.	2016-17	Mollinea, Al	1981
McIntosh, Roger	2002-03-04-05	Moncur, Eric	2005-06-07
McKinnie, Bryant	2000-01	Monroe, Brian	2003-04-05-06
McMeans, Tyler	2004-05	Monroe, Earl	1975-76-77
McMillan, Dyrall	1995-96	Monroe, Karl	1976-77-78
McMillan, Kenny	1977-78	Montanti, Dennis	1964
McMillian, Jerry	1965	Mooney, George	1941-42
McMurray, Darin	1983-84-85	Moore, Earl	2012-13, 2015
McNally, Sean	2012-13	Moore, Joe	1989-90-91
McNeal, Shawnbrey	2007-08	Moore, Lenny	1982-83
McNeil, Ryan	1989-90-91-92	Moore, Mike	1982-83-84
McPartland, Will	1998-99-2000	Moore, Ryan	2003-04-05-06
McVeigh, John	1984-85	Morgan, Dan	1997-98-99-2000
Medearis, Rusty	1990-91-92-94	Morgan, Tim	1973-74-75-76
Melear, John	1951-52	Morris, Stephen	2010-11-12-13
Mell, John	1944-45-46	Morris, Victor	1983-84-85-86
Melwid, John	1955	Morse, Derrick	2004-05-06-07
		Moser, Aaron	1998-99-2000



ALL-TIME LETTERMEN

Mosketti, Robert	1952
Moskos, Jim	1957
Moss, Santana	1997-98-99-2000
Moss, Sinorice	2002-03-04-05
Moss, Tyrone	2003-04-05-06
Moss, Winston	1983-84-85-86
Mosso, Carl	1946-47-48
Moten, Anthony	2014-15-16-17
Moyer, Ed	1945-46-47-48
Mugler, Glenn	1952
Muhammad, Al-Quadin	2013, 2015
Mundrick, Scott	1970
Murphy, Bill	1971
Murphy, Jimmy	2018-19
Murray, Krishna	1995
Musante, Andrew	1942
Myers, Chris	2001-02-03-04
Myers, Leonard	1997-98-99-2000

N

Nanton, Javon	2003-04-05
Napoli, Chris	2003-04
Nardulli, Frank	1953
Neal, Speedy	1980-81-82-83
Nealon, Robert	1942
Neely, Damond	1995-97-98
Nelms, Cory	2009-10
Nelson, Bob	1978-79-80-81
Nelson, Zion	2019
Nettles, Nick	2000
Newbill, Richard	1988-89
Newcomb, Vester	1956-57
Newman, Bob	1946
Nicolas, JoJo	2007-08-10-11
Nicolas, Scott	1978-79-80-81
Nixon, Herman	1976
Njoku, David	2015-16
Njoku, Evidence	2018
Nnoruka, Chigozie	2019
Nock, James	1964-65
Nodoline, Frank	1957
Nolan, Robert	1952-53-54-55
Noppenberg, John	1937-38-39

Norton, Kendrick	2015-16-17
Novak, Andy	1946-47-48-49
Novak, Jack	1958-59

O

O'Boyle, Leo	1951
O'Brien, Jim	1927-28
O'Connell, Ken	1971
O'Connor, Paul	1984-85-86
O'Day, John, Sr.	1930-31-32
O'Day, John, Jr.	1959-60
O'Donnell, Jake	2015
O'Donnell, Pat	2013
Odenigbo, Tito	2018
Odogwu, Sunny	2014-15-16
O'Gara, Bob	1975-76-77
Ojomo, Adewale	2008-10-11
O'Leary, Jack	1948
O'Mahony, James	1960-61-62
O'Neal, Maston	1940
O'Neill, John	1985-86-87-88
Oespovich, John	1937-39
Okell, George	1929-30-32
Oliver, Darryl	1983-84-85-86
Oliver, Ed	1953-55-56
Oliver, Kenny	1985
Olivo, David	1966-67-68
Olsen, Greg	2004-05-06
Omiencenski, Tom	1966-67
Opalsky, Vincent	1967-68-69
Oram, Hal	1928
Ortega, Buck	2002-03-04-05
Osborn, K.J.	2019
Ott, John	1932-33-35
Otto, Jim	1957-58-59
Owens, Burgess	1970-71-72
Owens, Darrion	2014, 2016-17

P

Pagley, Vincent	1951-52
Palewicz, Al	1969-71-72
Palmer, Jeff	1974-75-76



ALL-TIME LETTERMEN

Panfil, Barry	1987-88	Phillips, Kenny	2005-06-07
Panker, Joe	1934-35-36	Phillips, Randy	2005-06-07-09
Panno, Phil	1952	Phillips, Stanley	1931-32-34
Panther, Mark	1962	Phillips, Willie	1993-94
Parish, Earnest	1985-86-87-88	Pickett, Booker	1993-94-95-96
Parker, Charles	1968-69	Pickett, Malcolm	1934
Parr, Steve	1971	Pierce, Jerry	1966-67-68
Parrish, Roscoe	2002-03-04	Pierre, Olsen	2011-12-13-14
Parrott, Michael	2019	Pigza, Mike	1985-86-87-88
Parsons, Van	1961-62	Pinckney, Michael	2016-17-18-19
Paskewich, Frank	1937-38-39	Pinckney, Vincent	1944-45
Pasley, Stanley	2003-04	Pinkston, Jim	1973-74-75
Pata, Bryan	2003-04-05-06	Piper, Wally	1952
Patchan, Matt	1985-86-87	Pipho, Matt	2006-07-08-09
Patchan, Scott	2017-18-19	Pisani, Dominic	1973-74
Patrick, Kevin	1990-91-92-93	Pittard, George	1937-38-39
Patterson, Tom	1991-92-93	Plasman, Howard	1941
Patton, Martin	1990-91	Plevel, Joe	1956-57-58
Paul, Gionni	2011-12	Pokorney, Jim	1978-79-80
Payne, Jack	1951-52	Pollock, Richar	1942
Payton, Jarrett	1999-2001-02-03	Ponder, Lovon	2005-06-07-08
Pearson, Malcolm	1991-92-93-94	Poole, Bill	1957-58
Peattie, Jon	2003-04-05-06	Poore, James	1937-38-39
Peasley, John	1980	Pope, Mark	2018-19
Pegues, Chad	1995-96-97	Popovich, Jeff	1996-97-98-99
Peguese, Willis	1986-89	Porter, Curtis	2009-10-12-13
Penny, J.C.	1984-85-86	Portis, Clinton	1999-2000-01
Pepsin, Thomas	1952-53-54	Pou, Alex	2003-04-05-06
Perez, Gregory	1968-69	Pratt, Thomas	1953-54-55-56
Perkins, Bill	1971	Presnell, James	1952
Perrelli, Matt	2006-08-09	Prewitt, Dane	1992-93-94-95
Perriman, Brett	1984-85-86-87	Price, Camden	2019
Perrin, Tom	1944	Procida, Sam	1944
Perry, David	2011-12	Proctor, Basil	1986
Perry, Charles	2015-16-17	Proctor, Ron	1971
Perry, N'Kosi	2018-19	Provin, Scott	1986-87
Perry, Ricky	1992-93-94-96	Puckett, Scott	1998-99-2000-01
Perryman, Denzel	2011-12-13-14	Puglisi, Frank	1931
Peterniche, John	1931-32	Pytel, Lew	1968-69
Petetti, Carl	1991		
Petroski, Joseph	1941		
Petrowski, Pete	1933-34-35		
Pharms, Charles	1988-89-90-91		



ALL-TIME LETTERMEN

Q

Quarterman, Shaquille	2016-17-18-19
Queer, Barry	1964

R

Radford, Henry	1973
Ragone, Ryan	2019
Rajsich, Rob	1977-78
Rakoczy, Gregg	1983-84-85-86
Ramsbotham, Ernest	1930
Raski, Stan	1937-38-39
Ratesic, Patrick	1963-64
Reddick, Anthony	2004-05-06-08
Redwine, Sheldrick	2015-16-17-18
Reed, Edward	1998-99-2000-01
Reeh, Daryl	1971
Reeves, Gene	1955
Regis, Micanor	2008-09-10-11
Regula, Ronald	2013-14
Reichgott, George	1931-32-33
Reinhart, Frank	1959-60-61
Remmy, Fred	1958-59
Renfrow, Justin	2013
Reyes, Manny	1975-76-77
Reynaud, Alan	1972-73-74
Reynolds, Jerry	1960-61-62
Rhodes, Jevon	1998-99-2000
Richards, Ahmmon	2016-17
Richard, Chuck	1969-70-71
Richardson, C.J.	1991-92-93-94
Richt, Mark	1978-80-81-82
Ridgley, Eugene	1994-95-96-97
Riesman, Albert	1932
Riley, Mike	1969-70-72
Riley, Patrick	1991-92-93-94
Ritchie, Wilmore	1972-73-74
Rizzo, Ben	1960-61-62
Roan, Lorenzo	1979-80-81
Roberts, Alfredo	1984-85-86-87
Roberts, Fred	1981
Roberts, Kevin	1975-76-77
Robertson, Cushman	1930

Robey, Steve	1970-71
Robinson, Fred	1981-82-83
Robinson, Kylan	2007-08-09-10
Robinson, Luther	2010-12-13
Robinson, Marcus	2008-09-10-11
Robinson, Oscar	1974
Robinson, Ray	1940-41
Robinson, Richard	1965-66-67
Rochford, John	2004-05-06-07
Rodberg, Allan	1952-53-54-55
Rodgers II, Kacy	2010-11-12-13
Rodrigue, Mike	1978-79-80-81
Rodriguez, Joel	2001-02-03-04
Rodriguez, Nelson	1996-97
Rogers, Joseph	2014-15
Rolle, Antrel	2001-02-03-04
Rolle, Omar	1995-97
Romberg, Brett	1999-2000-01-02
Rosbaugh, Bob	1958-59
Rose, Warren	1934-35-36
Rosen, Al	1943
Rosier, Malik	2015, 2017, 2018
Rosinski, Steve	1987-88
Ross, Fred	1972-73
Rostron, Fred	1930
Roughen, Rick	1979
Rousseau, Gregory	2019
Rouviere, Whitey	1952-53-54-55
Ruel, Golden	1971-72
Rumph, Mike	1998-01
Rush, Mark	1979-80-81-82
Russell, Twan	1993-94-95-96
Russo, Art	1948
Russo, Don	1965-66-67
Rutledge, Chris	2005-06-07-08
Ruzomberka, Edward	1941-42, 46
Ryder, Nick	1960-61-62

S

Saey, Art	1946-47-48
Saladino, Tony	1962-63-64
Salemi, Nelson	1965-66



ALL-TIME LETTERMEN

Salinger, Jeff	1978-79	Seiple, Todd	1991
Salisbury, Don	1937-38-39	Selmer, Brian	1973-74-75-76
Sampson, Robert	1997-98-99	Semerene, Jon	2015
Sanders, Billy	2010	Settembre, Ernest	1945-46-47-48
Sandie, Bill	1956	Settle, Cecil	1944
Sandifer, Kirk	1988	Shakespeare, Stanley	1983-84
Sandland, Beau	2013	Shannon, Randy	1985-86-87-88
Sands, Ethenic	1999-2000-01-02	Shannon, Xavier	2008
Sapp, Carl	1938-39-40	Sharpe, Bill	1975
Sapp, Earl	1941-42	Sharpe, Glenn	2002-03-06-07
Sapp, Warren	1992-93-94	Sharpton, Darryl	2006-07-08-09
Savini, Bud	1962-63	Shields, John	1954-56
Savoca, Vic	1959-60-61	Shields, Sam	2006-07-08-09
Scaife, DJ	2018-19	Shinn, Charles	1934-35-36
Scarborough, Buddy	1970-71	Shipman, Al	1993-94
Scarnecchia, Sam	1955-56	Shirey, Brad	1990-91-92
Scavella, Steadman	1973-74-75	Shiver, Rex	1950-51-52
Schaefer, Bill	1986-87	Shockey, Jeremy	2000-01
Schaap, Steve	1968-69-70	Short, Baraka	1991-92-93-94
Schemer, Mike	1939	Shrader, Clive	1947-48-49
Schirmer, Bill	1964-65-66	Siegel, John	1955
Schmidt, Joe	1968-69-70	Sievers, Todd	1998-2000-01-02
Schmitt, Paul	1969	Silvera, Nesta Jade	2018-19
Schneiderbach, Robert	1950-51-52	Sikes, Maurice	2000-01-02-03
Schneider, James	1967-68-69	Sikora, James	2001-02-03
Schnellenberger, Stu	1982-83	Sileo, Dan	1986
Schnupp, Eric	1997-98-99	Siler, Frank	1929-30-31
Schottenheimer, Kurt	1969-70	Simmons, Malcolm	1977-79
Schuler, Harold	1946-47	Simon, James	1961-62
Schultz, Joseph	1952	Sims, Jack	1962-63-64
Schultz, Leon	1942-43	Sinclair, Ian	1983-84
Scott, Dennis	1994-95-96-97	Sisk, John	1962-63
Scott, James	1999-2000-01-02	Sisk, Ken	1982-83
Scott, LaVaar	1999-2000-01	Sissman, Mike	1932-33-34
Scott, Rashawn	2011-12-13-14-15	Sixkiller, Andy	1964-65
Searcy, Leon	1988-89-90-91	Skoog, Karl	1968
Sears, Harold	1971-72	Smatana, John	1981-82-83
Sebald, Brandon	2002-03-04	Smerdel, Joe	1961-62-63
Sedley, Tom	1976-77-78	Smith, Al	1944-45
Seelig, Mark	1984-85-86	Smith, Andrew	2008-09-10-11
Seely, James	1968-69	Smith, Brian	1985-86
Seibel, William	1956	Smith, Cannon	2008
Seigler, Dexter	1990-91-92-93	Smith, Dan	1998-99



ALL-TIME LETTERMEN

Smith, Darius	2011-12	Stanish, Todd	1984-85
Smith, Darrin	1989-90-91-92	Stanley, Ed	1977
Smith, Derrick	2017-18	Stanley, Joe	1959
Smith, Don	1975-76-78	Stanley, Richard	1976
Smith, Elmer	1948	Stanley, Robert	1965
Smith, Frank	1948-50-51	Stanton, Robert	1927
Smith, Keontra	2019	Starks, Duane	1996-97
Smith, Kris	2004	Stawarz, Tony	1967-68-70
Smith, Mark	1978-79-80	Steiner, William	1938-39-40
Smith, Michael	1996-97-98-99	Steed, Waynmon	2018
Smith, Mike	2016-17-18	Stephens, James	1964
Smith, Nate	2001	Stephens, Owen	1985
Smith, Nelson	1995	Stewart, Bob	1955-56-57
Smith, Norman	1930	Stewart, David	1979-80-81
Smith, Pee Wee	1988-89	Stewart, Demetri	2006
Smith, Phil	1965-66-67	Stewart, James	1993-94
Smith, Ray	1943	Stewart, Michael	2000
Smith, Roland	1987-88-89-90	Stewart, Terry	1957
Smith, Russell	1963-64-65	Stinson, Brian	1998-99-2000
Smith, Steve	1965-66-67	St. Louis, Tyree	2015-16-17-18
Smith, Tom	1971-72	Stockdale, Grant	1938-39
Smith, William	1952-53	Stokes, Bob	1966
Smith, Willie	1984-85	Stokes, John	1954
Snowden, Charles	1946	Stolk, Wilfred	1950-51
Snowden, Crumpton	1938-39-40	Stone, Dean	1968-69-70
Snowden, Olin	1932	Stranahan, Kyle	1990-91
Snyder, Paul	1990-91-92	Stransky, Fred	1968-69
Sobeck, John	1944	Strawbridge, Rick	1968-69
Solie, Lloyd	1927-28-29-30	Streeter, Ron	1974
Sopko, Mike	1971	Streeter, Tommy	2009-10-11
Sorensen, Dick	1967-68-69	Streicher, Gary	1972-73
Sparks, Hoyt	1962-63	Streiter, Bob	1961-62
Spence, Sean	2008-09-10-11	Strimple, David	2006-07
Spencer, Darryl	1988-90-91-92	Stubbs, Daniel	1984-86-87
Spicer, Jack	2017-18-19	Sullivan, Jim	1974
Spinelli, Nick	1962-63	Sullivan, Mike	1987-88-89-90
Spinelli, Vincent	1945	Sullivan, Tom	1969-70-71
Square, John	2001-02-03	Sunderland, John	1949-50
St-Pierre, Jonathan	2005	Sutter, Robert	1946-47
Staffier, Steve	1984-86	Sutton, James	1997-98-99
Stafford, Robert	1950	Sutton, Otis	1927-28-29
Standifer, Jim	1976	Sutton, Otis B.	1932
Stange, Kurt	2004	Sutton, Reggie	1983-84

ALL-TIME LETTERMEN

Swain, John	1977-78-79-80
Swan, Rick	1964
Swasey, Andrew	2011-12
Sweeney, Matt	1996-97-98-99
Sweeting, Walt	1971-72-73
Sydnor, Dave	1973-74-75
Symonette, Alan	1992-93-94-95
Symonette, Ian	2006-07-08-09

T

Tassotti, Dan	1952-53
Tatarek, Bob	1965-66-67
Taylor, Bob	1968
Taylor, Bob S.	1970
Taylor, Jeffrey	1994-95-96-97
Taylor, Rod	1967-68
Taylor, Sean	2001-02-03
Teal, David	1967-69-70
Tedder, Phil	1951
Telemaque, Vaughn	2009-10-11-12
Tella, Tony	2002-03-04-05
Tellison, A.C.	1991-92-93-94
Terry, Gabe	2013
Testaverde, Vinny	1982-84-85-86
Tezanos, Ralph	1974-76
Thomas, Chad	2014-15-16-17
Thomas, Derron	2005-06-07-08
Thomas, Jeff	2017-18-19
Thomas, Joe	1944
Thomas, Lamar	1989-90-91-92
Thomas, Santonio	2000-01-03-04
Thomas, William	1927
Thompkins, Kendal	2009-10-11-12
Thompson, Dave	1973-74-75
Thompson, Gary	1968
Thompson, Lawrence	1980-81-82
Thompson, Sean	1989-90-91
Thompson, Tommy	1932-33-34
Thompson, Woody	1972-73-74
Threat, Greg	2002-03-04-05
Timmons, George	2005
Timmons, Racey	1960-61-62

Timmons, Taylor	1976-77-79
Tobey, Ernest	1953-54
Tobin, John	1939-40-41
Tocco, Tony	1965-66
Tokarski, Gary	1975-76
Tolson, Jordan	2013-14
Torretta, Geoff	1985-86
Torretta, Gino	1989-90-91-92
Totterdale, Bill	1940
Tracy, Phil	1967-68
Trathen, Dick	1944
Tremont, Elmer	1950-51
Triay, Jim	1966-67
Trobliger, Bernard	1940-41
Trocolor, Bob	1968-69-70
Trosch, Gene	1964-65-66
Trout, Bill	1967-68-69
Trower, Dick	1969-70-71
Trump, A.J.	2006-07-08-09
Tucek, John	1964-65-66
Tucker, Arnold	1943
Tucker, Syii	1992-93-94-95
Tucker, Walter	2013-14-15
Turchetta, Tom	1970-71
Turner, John	1974-75-76-77
Turner, Mike	1967-68-69
Tuten, Rick	1983-84
Tuttle, Leonard	1927

U

Upperco, Pete	1978-79
Upton, Mike	1964
Urbanowicz, Hank	1966-67
Uribe, Alex	2009

V

Vaccarelli, Anthony	1935-36-37
Vaccaro, Jim	1945
Vacchio, Mike	1949-50
Valdez, Wilber	1998-99
Valerio, Rick	1975-76-77-78



ALL-TIME LETTERMEN

Vanderwende, Kyle	1982-83-84	Weaver, Jermell	2000-01
Van Dyke, DeMarcus	2007-08-09-10	Webster, Nate	1998-99
Vari, Armand	1950-51-52	Wehner, Mike	1994-95-96-97
Varone, John	1955-56-57	Weisacosky, Ed	1963-64-65
Vasiloff, Bill	1956-57	Welch, Bill	1982
Vasu, George	1954	Welch, Michael	2016
Verkuilen, Dave	1960	Wells, Hunter	2013-14-15
Vernon, Oliver	2009-10-11	Werl, Robert	1962-63-65
Vickers, Kipp	1989-90-91-92	Wesley, Steven	2007-08-09
Vilma, Jonathan	2000-01-02-03	West, Isaiah	1980-81-82
Vogel, Justin	2014-15-16	Wheeler, Jared	2010-11-12-13
Volcy, Jean	2004-05	Whipple, Spencer	2010-11
Vollenweider, James	1959-60-61	White, Corey	2010
Vujanov, Garry	1970-71	White, Ken	1970-71-72

W

Wahnee, Jim	1965-66	White, Mike	1975-76-77
Walters, Tracy	1986-87-88	White, Paul	1990-91-92-93
Walden, Terrell	2005-06	White, Phillip	1927
Walford, Clive	2011-12-13-14	White, Shelton	1945
Walker, Carl	2000-01-02-03	Wieclaw, Jake	2011-12
Walker, Keith	1983-84	Wiggins, Dee	2018-19
Walker, Pat	1977-78-79-80	Wiggins, Doug	2007
Walker, Ronnie	1975-76	Wignall, Fred	1927-28
Wallace, Don	1956-57-58	Wike, Dave	1939
Wallick, Gregg	1974-75-76	Wilber, John	1964
Walsh, Chris	1994	Wilder, De'Andre	2017
Walsh, Steve	1987-88	Wilfork, Vince	2001-02-03
Walters, Matt	1999-2000-01-02	Wilkinson, Charlie	1928-29
Walton, Mark	2015-16-17	Wilkins, Ed	1999-2000-01-02
Ward, Alvin	1981-82-83-84	Williams, Andrew	2001-02
Ward, Nick	1995-97-98-99	Williams, Christian	2019
Washington, Brandon	2009-10-11	Williams, D.J.	2000-01-02-03
Waters, Herb	2012-13-14-15	Williams, Darryl	1989-90-91
Watson, Gordon	1949-50	Williams, David	2001-02
Watson, John	1970	Williams, Eddie	1982-83
Watt, Walter	1941-42-43-44	Williams, Jarren	2019
Watts, John	1959	Williams, Johnny	1972-73-74
Watts, William	1960-61	Williams, Kevin	1990-91-92
Wayne, Reggie	1997-98-99-2000	Williams, Leon	2002-03-04-05
Weaver, Bobby	1961	Williams, Lester	1978-79-80-81
Weaver, Jarrell	2000-01-02-03	Williams, Marquez	2016
		Williams, Mike	2011
		Williams, Nick	1995-96-97-98
		Williams, Reed	1928-29



ALL-TIME LETTERMEN

Williams, Robert	1998-99-2000-01	Wright, Kyle	2004-05-06-07
Williams, Ryan	2012-13-14	Wright, Leon	1943
Williams, Warren	1984-85-86-87	Wunder, Bill	1940-41
Williams, Willie	2005	Wyche, Michael	2014
Willis III, Gerald	2016, 2018	Wysock, Joe	1973-74
Wilson, Adrian	1997-98		
Willis, Gerald	2016		
Wilson, Bob	1961-62		
Wilson, Chad	1992-93-94		
Wilson, Jay	1970		
Wilson, Jim	1999-2000-01-02		
Wilson, Larry	1959-60-61		
Wilson, Larry	1975-76		
Wilson, Larry	1970-71		
Wilson, Lee	1946		
Wilson, Reggie	1933-34		
Wilson, Rex	1964-65		
Wimberly, Marcus	1993-94-95-96		
Wimbs, Cyrim	2004-05-06-07		
Winslow, Kellen	2001-02-03		
Winston, Eric	2002-03-04-05		
Wise, Ty	1996-97-98-99		
Wohleb, Bruce	1973-74		
Wolcuff, Nicholas	1934-35-36		
Wollschlager, Anthony	2003-04-05-06		
Wood, Hayes	1927		
Woodus, Robert	1992-93-94		
Woolum, Kerry	1968		
Word, Jim	1971		
Wright, Alton	2003-04		
Wright, Cedrick	2016		

Y

Yaffa, Bernard	1964-65
Yanda, Charles	1960-61
Yarbrough, Bonnie	1956-58
Yearby, Joseph	2014-15-16
Yosha, Brandon	2012
Young, Juwon	2014-15
Young, Malek	2016-17
Youngblood, Reggie	2005-06-07-08
Yovicsin, Tony	1946-47

Z

Zachary, Art	1964-65
Zampogna, Francesco	2004-05-06-07
Zappala, Greg	1980-81-82
Zelch, David	1961-62
Zellner, Chris	2005-06-07-08





ATTENDANCE

HOME ATTENDANCE

YEAR	G	W/L/T	TOTAL	AVERAGE
1937	7	4-3-0	65,261	9,323
1938	7	7-0-0	91,118	13,017
1939	8	4-4-0	133,820	16,727
1940	9	3-6-0	151,535	16,837
1941	9	7-2-0	184,840	20,538
1942	8	6-2-0	84,077	10,509
1943	5	4-1-0	70,256	14,051
1944	9	1-7-1	118,357	13,150
1945	9	7-1-1	186,454	20,717
1946	8	6-2-0	233,390	29,173
1947	8	2-6-0	228,796	28,599
1948	8	3-5-0	280,446	35,056
1949	8	5-3-0	319,449	39,931
1950	7	6-0-1	255,626	36,518
1951	8	7-1-0	339,963	42,495
1952	9	4-5-0	248,781	27,642
1953	7	4-3-0	223,259	31,894
1954	7	7-0-0	306,162	43,737
1955	7	5-2-0	321,347	45,907
1956	8	6-1-1	328,672	41,084
1957	8	4-3-1	327,230	40,904
1958	7	1-6-0	235,325	33,618
1959	7	5-2-0	268,718	38,388
1960	8	6-2-0	390,944	48,868
1961	7	4-3-0	289,004	41,286
1962	6	5-1-0	312,030	52,005
1963	7	1-6-0	311,775	44,539
1964	7	3-3-1	250,603	35,800
1965	6	3-2-1	294,979	49,163
1966	6	5-1-0	236,830	39,471
1967	6	4-2-0	295,843	49,307
1968	5	4-1-0	194,460	38,892
1969	7	4-3-0	289,306	41,329
1970	6	2-4-0	155,142	25,857
1971	8	3-5-0	238,294	29,787
1972	5	4-1-0	110,566	22,113
1973	6	2-4-0	191,767	31,961
1974	6	3-3-0	127,066	21,177
1975	6	1-5-0	140,859	23,476
1976	5	3-2-0	86,180	17,236
1977	5	2-3-0	174,209	29,642
1978	4	3-1-0	83,912	20,978
1979	4	4-0-0	104,262	26,065
1980	5	4-1-0	120,007	24,001
1981	6	6-0-0	239,106	39,851
1982	6	5-1-0	180,602	30,100
1983	5	5-0-0	222,839	44,555
1984	5	2-3-0	247,852	41,309
1985	5	4-1-0	225,353	45,070
1986	6	6-0-0	291,427	48,571
1987	7	7-0-0	377,444	53,920
1988	7	7-0-0	371,742	53,106
1989	6	6-0-0	309,805	51,634
1990	6	6-0-0	372,577	62,096
1991	6	6-0-0	347,785	57,964
1992	6	6-0-0	334,052	55,675
1993	6	6-0-0	287,319	47,887

YEAR	G	W/L/T	TOTAL	AVERAGE
1994	6	5-1-0	361,986	60,331
1995	6	6-0-0	229,223	38,204
1996	6	3-3-0	249,670	41,612
1997	6	3-3-0	173,495	28,916
1998	6	4-2-0	259,209	43,202
1999	6	5-1-0	235,578	39,263
2000	6	6-0-0	350,578	58,430
2001	6	6-0-0	282,972	46,162
2002	6	6-0-0	417,233	69,539
2003	7	6-1-0	406,945	58,135
2004	6	4-2-0	354,803	59,134
2005	6	4-2-0	271,862	45,310
2006	7	5-2-0	293,359	41,908
2007	7	4-3-0	305,124	43,589
2008	6	4-2-0	277,792	46,299
2009	6	5-1-0	285,306	47,551
2010	6	3-3-0	309,056	51,509
2011	7	4-3-0	340,576	48,654
2012	6	4-2-0	286,315	47,719
2013	7	6-1-0	376,857	53,837
2014	7	5-2-0	367,623	52,518
2015	6	5-1-0	285,363	47,560
2016	6	4-2-0	351,434	58,572
2017	8	7-1-0	469,454	58,682
2018	6	5-1-0	366,184	61,469
2019	6	4-2-0	316,971	52,829

LARGEST HOME CROWDS

	TOTAL	OPPONENT	YEAR
1.	81,927	Florida State	2002
2.	81,753	Nebraska ⁴	1995
3.	81,634	Notre Dame	1989
4.	80,905	Florida State	2000
5.	80,396	Florida State	1990
6.	80,227	Florida	1985
7.	79,932	Florida	2003
8.	79,480	Nebraska ³	1989
9.	78,622	Florida State	2004
10.	78,114	Washington	2001
11.	77,836	Florida State	1988
12.	77,747	Nebraska	1992
13.	77,410	Virginia Tech	2000
14.	77,338	Florida State	1992
15.	77,265	Notre Dame	1967
16.	77,224	Florida	1987
17.	77,010	Florida State	1994
18.	76,968	Florida	2013
19.	76,640	Notre Dame	1987
20.	76,530	Florida State	2014
21.	76,108	Virginia Tech	2002
22.	75,913	Florida State	1996
23.	75,723	Penn State	1991
24.	75,685	Notre Dame	1955
25.	75,115	Florida State	2010
26.	74,760	Oklahoma ²	1988
27.	74,427	Penn State	1999
28.	74,292	Florida A&M	1992
29.	73,817	Florida	1981

ATTENDANCE

TOTAL	OPPONENT	YEAR			
30. 73,622	Boston College	2002	5. 105,403	Michigan	1984
31. 73,328	Florida State	2012	6. 96,704	Penn State	1992
32. 72,549	Nebraska ¹	1984	7. 90,833	Florida	2008
33. 71,842	Houston	1991	8. 91,585	Nebraska	2014
34. 71,451	Oklahoma	1986	9. 86,287	Ohio State	1977
35. 70,934	Florida	1969	10. 85,777	Florida	2002
36. 70,420	Iowa	1990	11. 85,357	Oklahoma	2007
37. 68,548	Florida A&M	2002	12. 84,409	Florida State	2013
38. 68,077	Notre Dame	1965	13. 84,347	Florida State	2005
			14. 84,336	Florida State	2003
			15. 84,165	Texas A&M	2008
			16. 83,661	Penn State	1980
			17. 82,329	Florida State	2015
			18. 82,322	Florida State	2011
			19. 81,077	Florida State	2009
			20. 80,967	Florida State	1999
			21. 80,795	Notre Dame	2016
			22. 80,350	Florida State	1995
			23. 80,165	Florida State	1997
			24. 79,500	LSU	1988
			25. 77,813	Florida State	1993
			26. 77,532	Penn State	1979
			27. 76,231	Nebraska	1975
			28. 76,217	Michigan State	1989
			29. 76,155	Nebraska	1976
			30. 75,008	Oklahoma	1985
			31. 74,875	Florida	1986
			32. 74,653	Texas	1981
			33. 74,157	Washington	2000
			34. 73,907	Florida	1983
			35. 73,500	South Carolina	1986
			36. 71,864	Florida	1982
			37. 71,189	USC	1968
			38. 70,397	Iowa	1992
			39. 70,222	West Virginia	1993
			40. 67,979	LSU	1966

1 — 1984 Orange Bowl Classic (Jan. 2, 1984)

2 — 1988 Orange Bowl Classic (Jan. 1, 1988)

3 — 1989 Orange Bowl Classic (Jan. 2, 1989)

4 — 1995 Orange Bowl Classic (Jan. 1, 1995)

LARGEST CROWDS - ANY

TOTAL	OPPONENT	YEAR
1. 109,313	at Penn State	2001
2. 107,745	at Tennessee	2002
3. 105,834	at Michigan	1988
4. 105,454	at Ohio State	2010
5. 105,403	at Michigan	1984
6. 96,704	at Penn State	1992
7. 93,781	vs. Nebraska ¹	2001
8. 91,585	at Nebraska	2014
9. 90,833	at Florida	2008
10. 86,287	at Ohio State	1977

1 — 2002 Rose Bowl (Jan. 3, 2002)

LARGEST ROAD CROWDS

TOTAL	OPPONENT	YEAR
1. 109,313	Penn State	2001
2. 107,745	Tennessee	2002
3. 105,834	Michigan	1988
4. 105,454	Ohio State	2010





THE UNIVERSITY MIAMI SPORTS HALL OF FAME

Randy Ableman (diving coach)
Hal Allen (football coach)
Patrina Allen (track & field)
Will Allen (basketball)
Yonder Alonso (baseball)
Ottis Anderson (football)
Jodi Appelbaum Steinbauer (tennis)
Ray Arky (football)
Jessie Armstead (football)
J.D. Arteaga (baseball)
Woody Austin (golf)
Dr. Bowman F. Ashe (UM president)
Rod Ashman (football, basketball)
Wilbert Bach (sports information)
Pete Banaszak (football)
Mike Barnes (football)
Micheal Barrow (football)
Rick Barry (basketball)
Wayne Beckner (basketball)
Tom Beier (football)
Ray Bellamy (football)
Bill Bennett (track and field)
Lloyd Bennett (track and swimming coach)
Albert Bentley (football)
Sharon Berg (swimming)
Stanley "Skip" Bertman (baseball coach)
Al Besselink (men's golf)
Warren Bogle (baseball)
Don Bosseler (football)
Bennie Blades (football)
Octavia Blue (women's basketball)
Megan Bradley (tennis)
Ryan Braun (baseball)
Melvin Bratton (football)
Melissa Briley-Mieras (diving)
Jay Brophy (football)
Chanivia Broussard (women's basketball)
Eddie Brown (football)
Eric Brown (basketball)
Jerome Brown (football)
Janet Buchanan-Kerr (swimming)
Phillip Buchanon (football)
Dr. Charles Burbacher (team doctor)

Pat Burrell (baseball)
Andrew Burrow (tennis)
Jim Burt (football)
Britney Butcher (soccer)
Edward "Red" Cameron (football, boxing)
Whitey Campbell (football, basketball, baseball,
and football and baseball coach)
Al Carapella (football)
Cesar Carrillo (baseball)
Rubin Carter (football)
Sy Chadroff (basketball, baseball)
Tabia Charles Collins (track & field)
Nick Chickillo (football)
Rob Chudzinski (football)
Davian Clarke (track & field)
Tony Cline (football)
Audra Cohen (women's tennis)
Julius Cohen (basketball)
Larry Coker (football coach)
Dan Connors (football)
Ed Contreras (baseball)
Horace Copeland (track and field)
Alex Cora (baseball)
Jim Cox (football)
Pat Cramer (tennis)
Tony Cristiani (football)
Nathaniel Crosby (golf)
Maurice Crum (football)
Fran Curci (football, football coach)
Don Curnutt (basketball)
Dan Davies (baseball)
Paul Dee (athletic director)
Amy Deem (women's track coach)
Bill Deering (track and field)
Dr. Mickey Demos (boxing)
Paul Desjardins (golf)
Bill Diaz (swimming coach)
Eddie Dibbs (tennis)
Carl DiBernardo (boxing)
Dominique Darden (track and field)
Jim Dooley (football, track and field)
Ken Dorsey (football)
Lin Dunn (women's basketball coach)

THE UNIVERSITY MIAMI SPORTS HALL OF FAME

Eddie Dunn (football, basketball, baseball, coach)

Gary Dunn (football)

Ian Duvenhage (women's tennis coach)

Eddie Edwards (football)

Steve Edwards (men's basketball)

Judy Eller (golf)

Craig Erickson (football)

Dennis Erickson (football)

Lee Evans (reporter)

Jorge Fabregas (baseball)

Kevin Fagan (football)

Jeff Feagles (football)

Alex Fernandez (baseball)

Jaime Fillol (tennis)

Mike Fiore (baseball)

Chuck Foreman (football)

Dawn Frady (swimming)

Bubba Franks (football)

Ron Fraser (baseball coach)

Abe Friedman (basketball)

George Gallett (sports information)

Luis Garcia (tennis)

Greg Garlich (diving)

Charlie George (football)

Harry Ghaul (football, baseball)

Bryan Gillooly (diving)

Ron Godfrey (basketball coach)

Tom Gompf (swimming coach)

Joaquin Gonzalez (football)

Orlando Gonzalez (baseball)

Frank Gore (football)

Yasmani Grandal (baseball)

Joe Grahe (baseball)

Danny Graves (baseball)

Dr. Joel Green (baseball)

Lise Gregory (tennis)

Matt Gribble (swimming)

Randy Guerra (baseball)

Andy Gustafson (football coach and athletic director)

Jack Hackett (football)

Bruce Hale (basketball coach)

Leonard Hamilton (basketball)

Penny Hammel (women's golf)

John Hammil (tennis)

Jack Harding (football coach, athletic director)

Robin Harmony (women's basketball)

Dennis Harrah (football)

Doris Hart (tennis)

Al Harum (tennis)

Janet Hass (women's tennis)

Bill Hawkins (football)

Neal Heaton (baseball)

Jeannie Hebert-Truax (women's basketball)

Ted Hendricks (football)

Devin Hester (football)

Dr. Bill Heuson (golf coach)

Dick Hickox (basketball)

Alonzo Highsmith (football)

Bobby Hill (baseball)

Randal Hill (football)

Charlie Hodgson (swimming and diving)

Kym Hope (women's basketball)

Carlos Huerta (football)

Aubrey Huff (baseball)

Isabella Hutchinson (women's athletics)

Michael Irvin (football)

James Jackson (football)

Stan Jakubowski (baseball)

Edgerrin James (football)

Calvin James (baseball)

Don James (football)

Harvey James (football)

Tamara James (basketball)

Tim James (basketball)

Jon Jay (baseball)

Sam Jankovich (athletic director)

Jenny Keim Johansen (diving)

Andre Johnson (football)

Charles Johnson (baseball)

Jack Johnson (football)

Jimmy Johnson (football coach)

James Jones (men's basketball)

K.C. Jones (football)

Daphne Jongejans-Bousquet (diving)



THE UNIVERSITY MIAMI SPORTS HALL OF FAME

Art Kehoe (football, football coach)	Stephen McGuire (football)
Jim Kelly (football)	Bryant McKinnie (football)
Cortez Kennedy (football)	Ryan McNeil (football)
Tracy Kerdyk (golf)	Rusty Medearis (football)
Walter Kichefski (football, coach)	Katie Meier (women's basketball coach)
Bill Kimbrough (football)	Rich Mercier (football)
Tom Kearns (football, basketball, boxing)	Winston Moss (football)
Chuck Klein (football)	Jason Michaels (baseball)
Bernie Kosar (football)	Bill Miller (football)
Dr. Jenny Krawec (rowing)	Danny Miller (football)
Wayne Krenchicki (baseball)	Tina Miller Lloyd (golf)
Ferne Labati (women's basketball)	George Mira Sr. (football)
Phil Lane (baseball)	George Mira Jr. (football)
Don Latimer (football)	Dan Morgan (football)
Lenny Layland (diving)	Hart Morris (football, basketball coach)
Ann Laughlin (golf)	Ed Morris (basketball)
Thom Lehman (baseball)	Jim Morris (baseball coach)
Denny Leonard (football, boxing)	Jeff Morrison (baseball)
Dale Lewis (tennis coach)	Robbie Morrison (baseball)
Ray Lewis (football)	Cathy Morse (golf)
Steve Lichtner (swimming)	Jerry Moss (tennis)
Ron Lippett (football)	Santana Moss (football)
Jack Losch (football, baseball, track and field)	Gardnar Mulloy (tennis, and coach)
Greg Louganis (diving)	Wyllesheia Myrick (track and field)
William "Bunny" Lovett (boxing, coach)	Jack Nelson (swimming, and coach)
William C. Lufner (tennis coach)	Connie Nickel (administration)
Melinda Lyverse (swimming)	Scott Nicolas (football)
Jorge Maduro (baseball)	John Noppenberg (football)
Dr. Harry Mallios (football, athletic director)	Jim Otto (football)
Gordon Malloy (football)	Burgess Owens (football)
Rodney Mandelstam (tennis, soccer)	Mike Pagliarulo (baseball)
Chris Mantilla (diving)	Dean Panaro (men's swimming and diving)
Fred Marion (football)	Norm Parsons (administration, coaching)
Greg Mark (football)	Kevin Patrick (football)
Don Mariutto (football)	Vicki Plowden (women's basketball)
Leo Martin (football)	Constantin Popa (men's basketball)
Russell Maryland (football)	Clinton Portis (football)
Pete Mastellone (football)	Tom Pratt (football)
Bob Masterson (football, boxing)	Larry Pyle (baseball)
Mike McCoy (basketball)	Rick Raether (baseball)
Yolanda McCray (track and field)	Rio Ramirez (diving)
Frank McDonald (football)	Joaquim Rasgado (tennis)
Willis McGahee (football)	Ed Reed (football)



THE UNIVERSITY MIAMI SPORTS HALL OF FAME

Billy Regan (boxing coach)
Ronni Reis-Bernstein (tennis)
Ros Riach (women's tennis)
Maria Rivera (women's basketball)
Patti Rizzo (golf)
Javy Rodriguez (baseball)
Antrel Rolle (football)
Brett Romberg (football)
Al "Flip" Rosen (football, baseball)
Gaither Rosser (swimming)
Tyce Routson (diving)
Dr. Francis "Whitey" Rouviere (football and baseball)
Ed Rubinoff (tennis)
Gillian Russell (track and field)
Art Saey (Boxing, football)
John Salmons (men's basketball)
Alex Santos (baseball)
Warren Sapp (football)
Frances Savage (women's basketball)
Sam Scarnecchia (football)
Howard Schnellenberger (football coach)
Sid Schwartz (men's tennis)
Leon Searcy (football)
Harold Sears (football)
Pancho Segura (tennis)
Kevin Sheary (baseball)
Jeremy Shockey (football)
Doug Shields (baseball)
Archie Slaton (boxing)
Danny Smith (baseball)
Darrin Smith (football)
Don Smith (football)
Frank Smith (football)
Sam Sorce (baseball)
Don Soldinger (coach)
Roberta A. Speer (golf)
Gene Stage (basketball)
Brittney Steinbruch (women's soccer)
Daniel Stubbs (football)
Mike Sullivan (football)
Tom Sullivan (football)
Bob Tatarek (football)

Sean Taylor (football)
Jay Tessmer (baseball)
Vinny Testaverde (football)
Lamar Thomas (football)
Ron Thorne (track and field)
Valeria Tipiana (women's volleyball)
John "Red" Tobin (football, basketball)
Gino Torretta (football)
Laura Vallverdu (women's tennis)
Armand "Stitch" Vari (football and coach)
Jesse Vassallo (swimming)
Jonathan Vilma (football)
Rachel Viollet (tennis)
Steve Walsh (football)
Mike Ward (track and field)
Marshall Wayne (diving)
Reggie Wayne (football)
Ed Weisacosky (football)
Earl Welbaum (track and field)
Dave Wike (coach, trainer)
Vince Wilfork (football)
David Wilkie (swimming)
Darryl Williams (football)
Lauryn Williams (track and field)
Wendy Williams (women's diving)
Larry Wilson (football, baseball)
Kellen Winslow (football)
Mike Wittman (men's basketball)
Nick Wolcuff (football, boxing, wrestling)
William Wrona (baseball)
Jodi Yambor (swimming)
Ernie Yaroshuk (baseball)
Paige Yaroshuk-Tews (women's tennis coach)



MIAMI FOOTBALL RECORDS

Individual Records.....	241-243
Individual Leaders.....	244-256
Individual Game Bests.....	256-259
Individual Superlatives.....	260-263
Team Season Bests.....	264-269
Team Game Bests.....	270-271
Opponent Game Bests.....	271

INDIVIDUAL RECORDS

RUSHING

ATTEMPTS

GAME

39 — Ottis Anderson at Florida, 12/27/78;
Edgerrin James vs. UCLA, 12/5/98; Willis
McGahee vs. Virginia Tech 12/8/2002

SEASON

282 — Willis McGahee, 2002 [1,753]

CAREER

691 — Ottis Anderson, 1975-78 [3,331]

YARDS

GAME

299 — Edgerrin James vs. UCLA, 12/5/98 [39]

SEASON

1,753 — Willis McGahee, 2002 [282]

CAREER

3,519 — Duke Johnson, 2012-14 [526]

YARDS PER ATTEMPT

GAME

MINIMUM 4 ATTEMPTS

39.3 — Jack Losch vs. Bucknell, 11/11/55 [4]

SEASON

MINIMUM 25 ATTEMPTS

10.01 — Al Shipman, 2001 [45]

YARDS PER GAME

SEASON

MINIMUM 9 GAMES

134.8 — Willis McGahee, 2002 [13/1,753]

TOUCHDOWNS

GAME

6 — Willis McGahee vs. Virginia Tech, 12/7/02

SEASON

28 — Willis McGahee, 2002

CAREER

35 — Stephen McGuire, 1989-92

CONSECUTIVE GAMES W/ TD

10 — Willis McGahee, 2002

100-YARD GAMES

SEASON

10 — Willis McGahee, 2002

CAREER

14 — Duke Johnson, 2012-2014;
Clinton Portis, 1999-2001

CONSECUTIVE 100-YARD GAMES

CAREER

6 — Duke Johnson, 2014; Willis
McGahee, 2002; Edgerrin James, 1998

PASSING

ATTEMPTS

GAME

54 — Ryan Collins vs. Memphis,
11/27/93 [32]; Brock Berlin vs.
West Virginia, 10/2/03 [37]

SEASON

421 — Brad Kaaya, 2016 [261];
Stephen Morris, 2012 [245]

CAREER

1,188 — Brad Kaaya, 2014-16 [720]

COMPLETIONS

GAME

37 — Brock Berlin vs. West Virginia,
10/2/03 [54]

SEASON

262 — Bernie Kosar, 1984 [416]

CAREER

720 — Brad Kaaya, 2014-16 [1,188]

COMPLETION PERCENTAGE

SEASON

MINIMUM 100 ATTEMPTS

65.0 — Jacory Harris, 2011 [195-300]

CAREER

MINIMUM 250 ATTEMPTS

62.5 — Bernie Kosar, 1983-84 [463-
743]

CONSECUTIVE COMPLETIONS

GAME

14 — Vinny Testaverde vs. Oklahoma,
1986

YARDS

GAME

566 — Stephen Morris vs. NC State,
9/29/12

SEASON

3,642 — Bernie Kosar, 1984 [262-416]

CAREER

9,968 — Brad Kaaya, 2014-16 [720-1,188]

TOUCHDOWNS

GAME

5 — Bernie Kosar at Cincinnati, 10/13/84;
Steve Walsh vs. Cincinnati, 10/22/88; Ken
Dorsey vs. Boston College, 11/25/00;
Brock Berlin at NC State, 10/23/04; Kyle
Wright at Wake Forest, 11/12/05; Stephen
Morris vs. NC State, 9/29/12

SEASON

29 — Steve Walsh, 1988

CAREER

86 — Ken Dorsey, 1999-2002

200-YARD GAMES

SEASON

11 — Brad Kaaya, 2016; Vinny
Testaverde, 1985; Steve Walsh, 1988

CAREER

30 — Brad Kaaya, 2014-16

CONSECUTIVE 200-YARD GAMES

CAREER

12 — Vinny Testaverde, 1985-86; Steve
Walsh, 1987-88

300-YARD GAMES

SEASON

8 — Bernie Kosar, 1984

CAREER

11 — Brad Kaaya, 2014-16

400-YARD GAMES

SEASON

3 — Stephen Morris, 2012

CAREER

3 — Gina Torretta, 1989-92; Stephen
Morris 2010-12

CONSECUTIVE PASSES W/O INT

GAME

50 — Steve Walsh vs. Arkansas,
11/26/88; Gino Torretta at Arizona,
10/26/91



INDIVIDUAL RECORDS

CAREER

193 — Ken Dorsey, 1999-2000

RECEIVING

RECEPTIONS

GAME

12 — Willie Smith vs. Maryland,
11/10/84 [128]; Phillip Dorsett vs. USF,
11/17/12 [111]

SEASON

72 — Leonard Hankerson, 2010 [1,156]

CAREER

173 — Reggie Wayne, 1997-2000 [2,510]

CONSECUTIVE GAMES W/ RECEPTION

CAREER

36 — Reggie Wayne, 1997-2000

YARDS

GAME

220 — Eddie Brown vs. Boston College,
11/23/84 [10]

SEASON

1,162 — Allen Hurns, 2013 [62]

CAREER

2,546 — Santana Moss, 1997-2000 [143]

TOUCHDOWNS

GAME

3 — Lamar Thomas at Texas Tech,
10/27/90; Tony Gaiter vs. Pittsburgh,
9/28/96; Santana Moss at Rutgers,
10/3/98

SEASON

13 — Leonard Hankerson, 2010

CAREER

26 — Michael Irvin, 1985-87

CONSECUTIVE GAMES W/ TD

SEASON

8 — Michael Irvin, 1988

TOTAL OFFENSE

TOTAL YARDS

GAME

568 — Stephen Morris vs. NC State,
9/29/12 [2r, 566p]

SEASON

3,415 — Stephen Morris, 2012 [70r;
3,345p]

CAREER

9,582 — Brad Kaaya, 2014-2016
[-386 rush; 9,968 pass]

ALL-PURPOSE

TOTAL YARDS

GAME

368 — Duke Johnson at Virginia,
11/10/12

SEASON

2,108 — Willis McGahee, 2002

CAREER

5,526 — Duke Johnson, 2012-2014

SCORING

TOTAL TOUCHDOWNS

GAME

6 — Willis McGahee vs. Virginia Tech,
12/7/02 [6 rush]

SEASON

28 — Willis McGahee, 2002

CAREER

35 — Stephen McGuire, 1989-92;
Edgerrin James, 1996-98

FIELD GOALS MADE

GAME

5 — Jon Peattie vs. West Virginia,
10/2/03; Michael Badgley vs. Nebras-
ka, 9/19/15; Michael Badgley at Pitt,
11/27/15

SEASON

25 — Michael Badgley, 2015

CAREER

73 — Carlos Huerta, 1988-91

FIELD GOAL PERCENTAGE

SEASON

92.9 — Dane Prewitt, 1994 [13-14]

CONSECUTIVE FIELD GOALS MADE

CAREER

13 — Dane Prewitt, 1994

PAT KICKS MADE

GAME

11 — Matt Goudis vs. Savannah
State, 9/21/13 [11 att.]

SEASON

66 — Todd Sievers [2002]

CAREER

178 — Carlos Huerta, 1988-91

DEFENSE

TOTAL TACKLES

SEASON

164 — Ed Weisacosky (E), 1965

CAREER

532 — Dan Morgan (LB), 1997-
2000

INTERCEPTIONS

GAME

3 — by 11 players; most recently
by Kenny Phillips at Duke,
10/21/06

SEASON

10 — Bennie Blades, 1986 [128
yards];
Sean Taylor, 2003 [184 yards]

CAREER

21 — Edward Reed, 1998-2001
[389 yards]

INTERCEPTION RETURN YARDS

SEASON

201 — Edward Reed, 2001 [9
INT]

CAREER

389 — Edward Reed, 1998-2001
[21 INT]

CONSECUTIVE GAMES W/INT

CAREER

5 — Bennie Blades, 1986-87;
Dexter Siegler, 1992-93

INTERCEPTION RETURNS FOR TD

GAME

2 — Ken Corbin vs. Florida,
12/9/67

INDIVIDUAL RECORDS

CAREER

4 — Edward Reed, 1998-2001

FUMBLE RECOVERIES

GAME

4 — Jim Burt at Vanderbilt,
11/15/80

SEASON

5 — LeeRoy Lewis, 1965;
Ted Hendricks, 1968;
Mike Barnes, 1972

CAREER

12 — Ted Hendricks, 1966-68

PUNTING

PUNTING AVERAGE

GAME

55.3 — Harry Ghaul vs. Miami
(Ohio), 11/8/46 [6]

SEASON

47.1 — Pat O'Donnell, 2013 [53]



INDIVIDUAL LEADERS

RUSHING

ATTEMPTS

CAREER LEADERS

PLAYER	SEASONS	YDS	AVG	ATT
1. Ottis Anderson	1975-78	3,331	4.82	691
2. James Jackson	1996-2000	2,953	5.46	541
3. Duke Johnson	2012-14	3,519	6.69	526
4. Javarrius James	2006-09	2,162	4.29	505
5. Edgerrin James	1996-98	2,960	6.24	474
6. Graig Cooper	2007-10	2,383	5.12	465
7. Danyell Ferguson	1992, 1994-96	2,214	4.88	454
8. Stephen McGuire	1989-92	1,953	4.34	450
9. Clinton Portis	1999-2001	2,523	5.73	440
10. Tyrone Moss	2003-06	1,942	4.71	412

SEASON LEADERS

PLAYER	SEASON	YDS	AVG	ATT
1. Willis McGahee	2002	1,753	6.22	282
2. Duke Johnson	2014	1,652	6.82	242
Edgerrin James	1998	1,416	5.85	242
4. Lamar Miller	2011	1,272	5.60	227
5. Ottis Anderson	1978	1,266	5.65	224
6. Clinton Portis	2001	1,200	5.45	220
7. Ottis Anderson	1976	918	4.31	213
8. Danyell Ferguson	1995	1,069	5.04	212
9. Mark Walton	2016	1,117	5.30	209
10. Joe Yearby	2015	1,002	4.88	205

YARDS

CAREER LEADERS

PLAYER	SEASONS	ATT	AVG	YDS
1. Duke Johnson	2012-14	526	6.69	3,519
2. Ottis Anderson	1975-78	691	4.82	3,331
3. Edgerrin James	1996-98	474	6.24	2,960
4. James Jackson	1996-2000	541	5.46	2,953
5. Clinton Portis	1999-2001	440	5.73	2,523
6. Graig Cooper	2007-10	465	5.12	2,383
7. Danyell Ferguson	1992, 1994-96	454	4.88	2,214
8. Javarrius James	2006-09	505	4.29	2,162
9. Joe Yearby	2014-16	379	5.59	2,119
10. Willis McGahee	2001-02	351	5.89	2,067
11. Mark Walton	2015-17	394	5.06	1,995
12. Frank Gore	2001-04	348	5.68	1,975
13. Stephen McGuire	1989-92	450	4.34	1,953
14. Tyrone Moss	2003-06	412	4.71	1,942
15. Lamar Miller	2010-11	335	5.73	1,918
16. Alonzo Highsmith	1989-92	387	4.95	1,914
17. Leonard Conley	1987-90	400	4.73	1,892
18. Eddie Dunn	1936-38	334	5.32	1,778
19. Warren Williams	1984-87	333	5.21	1,734
20. Don Bosseler	1953-56	385	4.26	1,642
21. Chuck Foreman	1970-72	345	4.73	1,631
22. Frank Smith	1948-51	309	5.10	1,576
23. Tom Sullivan	1969-71	387	3.98	1,541

PLAYER	SEASONS	ATT	AVG	YDS
24. Damien Berry	2009-10	283	5.35	1,515
25. Joe Yearby	2014-2016	277	5.45	1,511

SEASON LEADERS

PLAYER	SEASON	ATT	AVG	YDS
1. Willis McGahee	2002	282	6.22	1,753
2. Duke Johnson	2014	242	6.82	1,652
3. Edgerrin James	1998	242	5.85	1,416
4. Lamar Miller	2011	227	5.60	1,272
5. Ottis Anderson	1978	224	5.65	1,266
6. Clinton Portis	2001	220	5.45	1,200
7. Mark Walton	2016	209	5.30	1,117
8. Edgerrin James	1997	184	5.97	1,098
9. Danyell Ferguson	1995	212	5.04	1,069
10. James Jackson	2000	201	5.01	1,006

YEARLY LEADERS

YEAR	PLAYER	ATT	YDS	AVG
1947	Harry Ghaul	53	310	5.9
1948	Frank Smith	71	250	3.5
1949	Bob Campbell	98	482	5.0
1950	Jim Dooley	98	532	7.0
1951	Harry Mallios	138	494	4.2
1952	Pud Constantino	81	400	4.9
1953	Gordon Malloy	90	342	3.8
1954	Gordon Malloy	87	492	5.7
1955	Don Bosseler	104	435	4.2
1956	Don Bosseler	161	723	4.5
1957	John Varone	79	460	5.8
1958	Frank Bouffard	77	289	3.8
1959	Frank Bouffard	105	387	3.7
1960	Eddie Johns	123	521	4.2
1961	James Vollenweider	112	538	4.8
1962	Nick Ryder	155	702	4.5
1963	Pete Banaszak	97	461	4.8
1964	Russell Smith	84	370	4.1
1965	Pete Banaszak	111	473	4.7
1966	Doug McGee	100	377	3.8
1967	John Acuff	112	572	5.1
1968	Vincent Opalsky	152	446	2.9
1969	Vincent Opalsky	109	453	4.2
1970	Tom Sullivan	156	461	2.7
1971	Chuck Foreman	191	951	4.9
1972	Chuck Foreman	107	484	4.5
1973	Woody Thompson	189	802	4.3
1974	Woody Thompson	78	343	4.4
1975	Ottis Anderson	67	365	5.5
1976	Ottis Anderson	213	918	4.3
1977	Ottis Anderson	187	782	4.1
1978	Ottis Anderson	224	1,266	5.7
1979	Chris Hobbs	105	406	3.9
1980	Lorenzo Roan	152	669	4.4
1981	Lorenzo Roan	111	388	3.3
1982	Keith Griffin	131	473	3.6
1983	Albert Bentley	144	722	5.0

INDIVIDUAL LEADERS

YEAR	PLAYER	ATT	YDS	AVG
1984	Alonzo Highsmith	146	906	6.2
1985	Warren Williams	89	522	5.9
1986	Alonzo Highsmith	105	442	4.2
1987	Warren Williams	135	673	5.0
1988	Cleveland Gary	117	480	4.1
1989	Leonard Conley	134	529	3.9
1990	Stephen McGuire	150	621	4.1
1991	Stephen McGuire	123	608	4.9
1992	Donnell Bennett	97	421	4.3
1993	James Stewart	112	639	5.7
1994	James Stewart	147	724	4.9
1995	Danyell Ferguson	212	1,069	5.0
1996	Dyral McMillan	111	565	5.1
1997	Edgerrin James	184	1,098	6.0
1998	Edgerrin James	242	1,416	5.9
1999	Clinton Portis	143	839	5.9
2000	James Jackson	201	1,006	5.0
2001	Clinton Portis	220	1,200	5.5
2002	Willis McGahee	282	1,753	6.2
2003	Jarrett Payton	182	985	5.4
2004	Frank Gore	197	945	4.8
2005	Tyrone Moss	137	701	5.1
2006	Javaris James	175	802	4.7
2007	Graig Cooper	125	682	5.5
2008	Graig Cooper	171	841	4.9
2009	Graig Cooper	134	695	5.2
2010	Damien Berry	190	899	4.7
2011	Lamar Miller	227	1,272	5.6
2012	Duke Johnson	139	947	6.8
2013	Duke Johnson	145	920	6.3
2014	Duke Johnson	242	1,652	6.8
2015	Joe Yearby	205	1,002	4.9
2016	Mark Walton	209	1,117	5.3
2017	Travis Homer	163	966	5.9
2018	Travis Homer	164	985	6.0
2019	DeeJay Dallas	115	693	6.0

YARDS PER ATTEMPT

SEASON LEADERS (MINIMUM 25 ATTEMPTS)

	PLAYER	SEASON	ATT	YDS	AVG
1.	Al Shipman	1994	45	454	10.09
2.	Frank Gore	2001	62	565	9.10
3.	Jack Losch	1955	47	426	9.06
4.	James Jackson	1997	81	596	7.35
5.	John Varone	1955	46	324	7.04
	Najeh Davenport	1998	55	388	7.04
7.	Larry Jones	1993	57	401	7.02
8.	Harry Ghaul	1948	25	175	7.00
	Jim Dooley	1950	98	686	7.00
10.	Duke Johnson	2012	139	947	6.81

YARDS PER GAME

SEASON LEADERS (MINIMUM 9 GAMES)

PLAYER	SEASON	G	YDS	AVG
1. Willis McGahee	2002	13	1,753	134.8
2. Edgerrin James	1998	11	1,416	128.7
3. Duke Johnson	2014	13	1,652	127.1
4. Ottis Anderson	1978	11	1,266	115.1
5. Edgerrin James	1997	10	1,098	109.8
6. Clinton Portis	2001	11	1,200	109.1
7. Lamar Miller	2011	12	1,272	106.0
8. Danyell Ferguson	1995	11	1,069	97.2
9. James Jackson	2000	11	1,006	91.5
10. Chuck Foreman	1971	11	951	86.5

TOUCHDOWNS

CAREER LEADERS

	PLAYER	SEASONS	TD
1.	Stephen McGuire	1989-92	35
2.	Edgerrin James	1996-98	32
3.	Willis McGahee	2001-02	31
4.	James Jackson	1997-2000	29
5.	Duke Johnson	2012-14	26
	Melvin Bratton	1984-87	26
	Tyrone Moss	2003-06	26
	Mark Walton	2015-17	26
9.	Eddie Dunn	1936-38	25
10.	Clinton Portis	1999-2001	21

SEASON LEADERS

	PLAYER	SEASON	TD
1.	Willis McGahee	2002	28
2.	Edgerrin James	1998	17
3.	Mark Walton	2016	14
	Eddie Dunn	1938	14
5.	Harry Ghaul	1945	13
	Edgerrin James	1997	13
7.	James Stewart	1994	12
	Danyell Ferguson	1995	12
	Tyrone Moss	2005	12
10.	Stephen McGuire	1990	11
	James Jackson	1999	11
	James Jackson	2000	11

100-YARD GAMES

CAREER LEADERS

	PLAYER	SEASONS	G
1.	Duke Johnson	2012-2014	14
	Clinton Portis	1999-2001	14
	Edgerrin James	1996-98	14
4.	Ottis Anderson	1975-78	13
5.	James Jackson	1997-2000	11
6.	Willis McGahee	2001-02	10
7.	Lamar Miller	2010-11	9



INDIVIDUAL LEADERS

	PLAYER	SEASONS	G
8.	Frank Gore	2001-04	8
	Mark Walton	2015-17	8
10.	Tyrone Moss	2003-06	7

SEASON LEADERS

	PLAYER	SEASON	G
1.	Willis McGahee	2002	10
2.	Ottis Anderson	1978	8
	Clinton Portis	2001	8
4.	Duke Johnson	2014	7
	Edgerrin James	1998	7
	Lamar Miller	2011	7
7.	Mark Walton	2016	6
8.	Alonzo Highsmith	1984	5
	Edgerrin James	1997	5
	Clinton Portis	1999	5

PASSING

PASSING YARDS

CAREER LEADERS

	PLAYER	SEASONS	ATT	COMP	PCT	YDS
1.	Brad Kaaya	2014-16	1,188	720	60.6	9,968
2.	Ken Dorsey	1999-2002	1,153	668	57.9	9,565
3.	Jacory Harris	2008-11	1,170	703	60.1	8,826
4.	Stephen Morris	2010-13	955	551	57.7	7,896
5.	Gino Torretta	1989-92	991	555	56.0	7,690
6.	Vinny Testaverde	1982, 1984-86	674	413	61.3	6,058
7.	Craig Erickson	1987-90	752	420	55.9	6,056
8.	Ryan Clement	1994-97	747	443	59.3	6,004
9.	Bernie Kosar	1983-84	743	463	62.3	5,971
10.	Kyle Wright	2004-07	807	478	59.2	5,805

PASSING YARDS

SEASON LEADERS

	PLAYER	SEASON	ATT	COMP	PCT	YDS
1.	Bernie Kosar	1984	416	262	63.0	3,642
2.	Ken Dorsey	2002	393	222	56.5	3,369
3.	Craig Erickson	1990	393	225	57.3	3,363
4.	Jacory Harris	2009	406	242	59.6	3,352
5.	Stephen Morris	2012	421	245	58.2	3,345
6.	Brad Kaaya	2016	421	261	62.0	3,532
7.	Brad Kaaya	2015	389	238	61.2	3,238
	Vinny Testaverde	1985	352	216	61.4	3,238
9.	Brad Kaaya	2014	378	221	58.5	3,198
10.	Malik Rosier	2017	415	224	54.0	3,120

YEARLY LEADERS

YEAR	PLAYER	ATT	COMP	INT	YARDS
1947	Hal Johnston	38	19	6	239
1948	Jack DelBello	101	45	9	455
1949	Jack Hackett	76	28	8	302

YEAR	PLAYER	ATT	COMP	INT	YARDS
1950	Jack Hackett	107	52	2	612
1951	Jack Hackett	71	34	3	544
1952	Don James	144	82	9	913
1953	Don James	75	39	6	450
1954	Carl Garrigus	47	27	2	305
1955	Sam Scarnecchia	49	31	3	485
1956	Sam Scarnecchia	59	27	5	357
1957	Fran Curci	85	41	6	476
1958	Bonnie Yarbrough	80	32	4	509
1959	Fran Curci	195	100	14	1,068
1960	Eddie Johns	91	54	5	657
1961	George Mira	172	81	6	1,000
1962	George Mira	306	146	18	1,893
1963	George Mira	334	172	14	2,155
1964	Bob Biletnikoff	159	85	7	920
1965	Bill Miller	141	72	10	856
1966	Bill Miller	155	84	11	1,114
1967	David Olivo	140	62	13	729
1968	David Olivo	248	137	15	1,727
1969	Kelly Cochran	243	121	15	1,673
1970	Kelly Cochran	287	127	21	1,328
1971	John Hornbrook	179	73	10	1,006
1972	Ed Carney	209	94	15	1,399
1973	Ed Carney	94	41	3	658
1974	Kary Baker	146	61	13	805
1975	E.J. Baker	130	66	10	999
1976	E.J. Baker	131	64	10	907
1977	E.J. Baker	84	35	6	515
1978	Kenny McMillian	108	53	7	611
1979	Mike Rodrigue	201	94	16	1,197
1980	Jim Kelly	206	109	7	1,519
1981	Jim Kelly	285	168	14	2,403
1982	Mark Richt	149	71	9	838
1983	Bernie Kosar	327	201	13	2,329
1984	Bernie Kosar	416	262	16	3,642
1985	Vinny Testaverde	352	216	15	3,238
1986	Vinny Testaverde	276	175	9	2,557
1987	Steve Walsh	298	176	7	2,249
1988	Steve Walsh	390	233	12	3,115
1989	Craig Erickson	273	147	13	2,007
1990	Craig Erickson	393	225	7	3,363
1991	Gino Torretta	371	205	8	3,095
1992	Gino Torretta	402	228	7	3,060
1993	Ryan Collins	203	117	13	1,605
1994	Frank Costa	313	168	15	2,443
1995	Ryan Clement	201	119	10	1,638
1996	Ryan Clement	272	164	8	2,257
1997	Ryan Clement	267	157	11	2,089
1998	Scott Covington	270	159	8	2,301
1999	Kenny Kelly	259	141	14	1,913
2000	Ken Dorsey	322	188	5	2,737
2001	Ken Dorsey	318	184	9	2,652
2002	Ken Dorsey	393	222	12	3,369

INDIVIDUAL LEADERS

2003	Brock Berlin	352	211	17	2,419
2004	Brock Berlin	348	195	6	2,680
2005	Kyle Wright	307	180	10	2,403
2006	Kyle Wright	250	152	7	1,655
2007	Kyle Wright	241	141	14	1,747
2008	Robert Marve	213	116	13	1,293
2009	Jacory Harris	406	242	17	3,352
2010	Jacory Harris	270	148	15	1,793
2011	Jacory Harris	300	195	9	2,486
2012	Stephen Morris	421	245	7	3,345
2013	Stephen Morris	344	198	12	3,028
2014	Brad Kaaya	378	221	12	3,198
2015	Brad Kaaya	389	238	5	3,238
2016	Brad Kaaya	421	261	7	3,532
2017	Malik Rosier	415	224	14	3,120
2018	N'Kosi Perry	191	97	6	1,091
2019	Jarren Williams	169	276	7	2,187

5.	Stephen Morris	2010-13	955	7,896	551
6.	Kyle Wright	2004-07	807	5,805	478
7.	Bernie Kosar	1983-84	743	5,971	463
8.	Ryan Clement	1994-97	747	6,004	443
9.	Craig Erickson	1987-90	752	6,056	420
10.	Vinny Testaverde	1982,1984-86	674	6,058	413

SEASON LEADERS

	PLAYER	SEASON	ATT	YDS	COMP
1.	Bernie Kosar	1984	416	3,642	262
2.	Brad Kaaya	2016	421	3,532	261
3.	Stephen Morris	2012	421	3,345	245
4.	Jacory Harris	2009	406	3,352	242
5.	Brad Kaaya	2015	389	3,238	238
6.	Steve Walsh	1988	390	3,115	233
7.	Gino Torretta	1992	402	3,060	228
8.	Craig Erickson	1990	393	3,363	225
9.	Malik Rosier	2017	415	3,120	224
10.	Ken Dorsey	2002	393	3,369	222

ATTEMPTS

CAREER LEADERS

	PLAYER	SEASONS	COMP	YDS	ATT
1.	Brad Kaaya	2014-16	720	9,968	1,188
2.	Jacory Harris	2008-11	703	8,826	1,170
3.	Ken Dorsey	1999-2002	668	9,565	1,153
4.	Gino Torretta	1989-92	555	7,690	991
5.	Stephen Morris	2010-13	551	7,896	955
6.	Kyle Wright	2004-07	478	5,805	807
7.	Craig Erickson	1987-90	420	6,056	752
8.	Ryan Clement	1994-97	443	6,004	747
9.	George Mira	1961-63	368	5,048	745
10.	Bernie Kosar	1983-84	463	5,971	743

SEASON LEADERS

	PLAYER	SEASON	COMP	YDS	ATT
1.	Brad Kaaya	2016	261	3,532	421
	Stephen Morris	2012	245	3,345	421
3.	Bernie Kosar	1984	262	3,642	416
4.	Malik Rosier	2017	224	3,120	415
5.	Jacory Harris	2009	242	3,252	406
6.	Gino Torretta	1992	228	3,060	402
7.	Craig Erickson	1990	225	3,363	393
	Ken Dorsey	2002	222	3,369	393
9.	Steve Walsh	1988	233	3,115	390
10.	Brad Kaaya	2015	238	3,238	389

COMPLETIONS

CAREER LEADERS

	PLAYER	SEASONS	ATT	YDS	COMP
1.	Brad Kaaya	2014-16	1,188	9,986	720
2.	Jacory Harris	2008-11	1,170	8,826	703
3.	Ken Dorsey	1999-2002	1,153	9,565	668
4.	Gino Torretta	1989-92	991	7,690	555

COMPLETION PERCENTAGE

CAREER LEADERS

	PLAYER	SEASONS	COMP	ATT	PCT
1.	Bernie Kosar	1983-84	463	743	62.3
2.	Vinny Testaverde	1982, 84-86	413	674	61.3
3.	Brad Kaaya	2014-16	720	1,188	60.6
4.	Jacory Harris	2008-11	703	1170	60.1
5.	Steve Walsh	1986-88	410	690	59.4
6.	Ryan Clement	1994-97	443	747	59.3
7.	Kyle Wright	2004-07	478	807	59.2
8.	Brock Berlin	2003-04	406	700	58.0
9.	Ken Dorsey	1999-2002	668	1153	57.9
10.	Stephen Morris	2010-13	551	955	57.7

SEASON LEADERS

	PLAYER	SEASON	COMP	ATT	PCT
1.	Jacory Harris	2011	195	300	65.0
2.	Vinny Testaverde	1986	175	276	63.4
3.	Bernie Kosar	1984	262	416	63.0
4.	Brad Kaaya	2016	261	421	62.0
5.	Ken Dorsey	1999	74	120	61.7
6.	Bernie Kosar	1983	201	327	61.5
7.	Vinny Testaverde	1985	216	352	61.4
9.	Brad Kaaya	2015	238	389	61.2
	Jarren Williams	2019	169	276	61.2

TOUCHDOWNS

	PLAYER	SEASONS	TD
1.	Ken Dorsey	1999-2002	86
2.	Jacory Harris	2008-11	70
3.	Brad Kaaya	2014-16	69
4.	Stephen Morris	2010-13	49



INDIVIDUAL LEADERS

	PLAYER	SEASONS	TD
5.	Vinny Testaverde	1982, 84-86	48
	Steve Walsh	1986-88	48
7.	Gino Torretta	1989-92	47
8.	Craig Erickson	1987-90	46
9.	Ryan Clement	1994-97	43
10.	Bernie Kosar	1983-84	40

SEASON LEADERS

	PLAYER	SEASON	TD
1.	Steve Walsh	1988	29
2.	Ken Dorsey	2002	28
3.	Brad Kaaya	2016	27
4.	Vinny Testaverde	1986	26
	Brad Kaaya	2014	26
	Malik Rosier	2017	26
7.	Bernie Kosar	1984	25
	Ken Dorsey	2000	25
9.	Jacory Harris	2009	24
10.	Ken Dorsey	2001	23

RECEIVING

RECEPTIONS

CAREER LEADERS

	PLAYER	SEASONS	YDS	AVG	REC
1.	Reggie Wayne	1997-2000	2,510	14.51	173
2.	Stacy Coley	2013-16	2,218	13.60	168
3.	Lamar Thomas	1989-92	2,271	15.77	144
4.	Michael Irvin	1985-87	2,423	16.94	143
	Santana Moss	1997-2000	2,546	17.80	143
6.	Leonard Hankerson	2007-10	2,160	16.12	134
7.	Travis Benjamin	2008-11	2,146	16.38	131
8.	Phillip Dorsett	2011-14	2,132	17.61	121
	Allen Hurns	2010-13	1,891	15.63	121
10.	Kellen Winslow	2001-03	1,365	11.47	119

SEASON LEADERS

	PLAYER	SEASON	YDS	AVG	REC
1.	Leonard Hankerson	2010	1,156	16.06	72
2.	Willie Smith	1984	852	12.91	66
3.	Stacy Coley	2016	754	12.00	63
4.	Allen Hurns	2013	1,162	18.74	62
5.	Wesley Carroll	1990	952	15.61	61
6.	Kellen Winslow	2003	605	10.08	60
7.	Eddie Brown	1984	1,114	18.88	59
8.	Phillip Dorsett	2012	842	14.52	58
9.	Cleveland Gary	1988	655	11.49	57
10.	Kellen Winslow	2002	726	12.74	57

RECEIVING YARDS

CAREER LEADERS

	PLAYER	SEASONS	REC	AVG	YDS
1.	Santana Moss	1997-2000	143	17.80	2,546
2.	Reggie Wayne	1997-2000	173	14.51	2,510
3.	Michael Irvin	1985-87	143	16.94	2,423
4.	Lamar Thomas	1989-92	144	15.77	2,271
5.	Stacy Coley	2013-16	168	13.60	2,218
6.	Leonard Hankerson	2007-10	134	16.12	2,160
7.	Travis Benjamin	2008-11	131	16.38	2,146
8.	Phillip Dorsett	2011-14	121	17.61	2,132
9.	Allen Hurns	2010-13	121	15.63	1,891
10.	Andre Johnson	2000-02	92	19.90	1,831

SEASON LEADERS

	PLAYER	SEASON	REC	AVG	YDS
1.	Allen Hurns	2013	62	18.74	1,162
2.	Leonard Hankerson	2010	72	16.10	1,156
3.	Eddie Brown	1984	59	18.88	1,114
4.	Andre Johnson	2002	52	21.00	1,092
5.	Wesley Carroll	1990	61	15.61	952
6.	Ahmon Richards	2016	49	19.06	934
7.	Santana Moss	1999	54	16.60	899
8.	Phillip Dorsett	2014	36	24.19	871
9.	Michael Irvin	1986	53	16.38	868
10.	Willie Smith	1984	66	12.91	852

YEARLY LEADERS

YEAR	PLAYER, POS	REC	YDS	AVG
1947	Andy Novak, E	8	146	18.3
1948	Al Hudson, B	5	190	38.0
1949	Ralph Fielier, E	14	151	10.8
1950	Tom Jelley, E	24	399	16.6
1951	Ed Lutes, E	16	409	25.6
1952	Frank McDonald, TE	32	418	13.1
1953	Frank McDonald, TE	20	235	11.8
1954	Frank McDonald, TE	15	181	12.1
1955	Jack Losch, B	7	206	29.4
1956	John Varone, B	10	107	10.7
1957	John Varone, B	11	108	9.8
1958	Doug Hildebrandt, E	12	177	14.6
1959	Bill Miller, E	33	395	12.0
1960	Bill Miller, E	26	413	15.9
1961	Bill Miller, E	44	648	14.7
1962	Nick Spinelli, FL	33	506	15.3
1963	Nick Spinelli, FL	41	501	12.2
1964	Tom Coughlin, SE	22	294	13.4
1965	Jerry Daanen, WB	29	367	12.7
1966	James Cox, SE	41	627	15.3
1967	James Cox, SE	39	552	14.2
1968	David Kalina, SE	43	628	14.6
1969	David Kalina, SE	45	532	11.8
1970	Joe Schmidt, SE	37	549	14.8

INDIVIDUAL LEADERS

1971	Witt Beckman, SE	21	288	13.7
1972	Chuck Foreman, RB	37	557	15.1
1973	Steve Marcantonio, SE	35	568	16.2
1974	Steve Marcantonio, SE	22	337	15.3
1975	Phil August, SE	25	419	16.7
1976	Larry Cain, WB	18	444	24.7
1977	Steve Alvers, TE	14	249	17.8
1978	James Joiner, WR	15	235	15.7
1979	Larry Brodsky, SE	30	495	16.5
1980	Larry Brodsky, SE	33	570	17.3
1981	Larry Brodsky, SE	37	631	17.3
1982	Rocky Belk, FL	35	646	18.4
1983	Glenn Dennison, TE	54	594	11.0
1984	Eddie Brown, SE	59	1,114	18.9
1985	Michael Irvin, SE	46	840	18.3
1986	Michael Irvin, SE	53	868	16.4
1987	Michael Irvin, SE	44	715	16.3
1988	Andre Brown, SE	47	746	15.9
1989	Dale Dawkins, FL	54	833	15.4
1990	Wesley Carroll, SE	61	952	15.6
1991	Lamar Thomas, SE	39	623	16.0
1992	Horace Copeland, SE	47	769	16.4
1993	Chris T. Jones, FL	51	798	15.6
1994	Chris T. Jones, FL	39	664	17.0
1995	Jammi German, SE	41	730	17.8
1996	Yatil Green, FL	44	746	17.0
1997	Reggie Wayne, SE	48	640	13.3
1998	Reggie Wayne, SE	42	629	15.0
1999	Santana Moss, FL	54	899	16.6
2000	Santana Moss, FL	45	748	16.6
2001	Jeremy Shockey, TE	40	519	13.0
2002	Kellen Winslow II, TE	57	726	12.7
2003	Kellen Winslow II, TE	60	605	10.1
2004	Roscoe Parrish, WR	43	693	16.1
2005	Sinorice Moss, WR	37	614	16.6
2006	Greg Olsen, TE	40	489	12.2
2007	Darnell Jenkins, WR	31	619	20.0
2008	Aldarius Johnson, WR	31	332	10.7
2009	Leonard Hankerson, WR	45	801	17.8
2010	Leonard Hankerson, WR	72	1,156	16.1
2011	Tommy Streeter, WR	46	811	17.6
2012	Phillip Dorsett, WR	58	842	14.5
2013	Allen Hurns, WR	62	1,162	18.7
2014	Clive Walford, TE	44	676	15.3
2015	Rashawn Scott, WR	52	695	13.4
2016	Stacy Coley, WR	63	754	12.0
2017	Braxton Berrios, WR	55	679	12.3
2018	Jeff Thomas, WR	35	563	16.1
2019	K.J. Osborn, WR	50	547	10.9

TOUCHDOWNS

CAREER LEADERS

PLAYER	SEASONS	TD
1. Michael Irvin	1985-87	26
2. Lamar Thomas	1989-92	23
3. Leonard Hankerson	2007-10	22
4. Stacy Coley	2013-16	20
Reggie Wayne	1997-2000	20
Andre Johnson	2000-02	20
7. Santana Moss	1997-2000	19
8. Phillip Dorsett	2011-14	17
9. Brian Blades	1984-87	15
10. Clive Walford	2011-14	14
Eddie Brown	1983-84	14
Allen Hurns	2010-13	14
Braxton Berrios	2014-17	14

SEASON LEADERS

PLAYER	SEASON	TD
1. Leonard Hankerson	2010	13
2. Michael Irvin	1986	11
3. Phillip Dorsett	2014	10
Lamar Thomas	1992	10
Reggie Wayne	2000	10
Andre Johnson	2001	10
7. Stacy Coley	2016	9
Eddie Brown	1984	9
Michael Irvin	1985	9
Andre Johnson	2002	9
Braxton Berrios	2017	9

TOTAL OFFENSE

TOTAL YARDS

CAREER LEADERS

PLAYER	SEASONS	RUSH	PASS	TOTAL
1. Brad Kaaya	2014-16	-386	9,968	9,582
2. Ken Dorsey	1999-2002	-79	9,565	9,486
3. Jacory Harris	2008-11	-3	8,826	8,823
4. Stephen Morris	2010-13	54	7,896	7,950
5. Gino Torretta	1989-92	32	7,690	7,722
6. Craig Erickson	1987-90	-35	6,056	6,021
7. Vinny Testaverde	1982, 1984-86	-320	6,058	5,738
8. Kyle Wright	2004-07	-99	5,805	5,706
9. Ryan Clement	1994-97	-345	6,004	5,659
10. Bernie Kosar	1983-84	-386	5,971	5,585

SEASON LEADERS

PLAYER	SEASON	RUSH	PASS	TOTAL
1. Malik Rosier	2017	468	3,120	3,588
1. Stephen Morris	2012	70	3,345	3,415
2. Bernie Kosar	1984	-230	3,642	3,412



INDIVIDUAL LEADERS

	PLAYER	SEASON	RUSH	PASS	TOTAL
3.	Brad Kaaya	2016	-136	3,532	3,396
4.	Craig Erickson	1990	-26	3,363	3,389
5.	Ken Dorsey	2002	-39	3,369	3,330
6.	Gino Torretta	1991	60	3,095	3,155
7.	Jacory Harris	2009	-219	3,352	3,133
8.	Brad Kaaya	2015	-119	3,238	3,119
9.	Steve Walsh	1988	-33	3,115	3,082
10.	Brad Kaaya	2014	-131	3,198	3,067

ALL-PURPOSE

TOTAL YARDS

CAREER LEADERS

	PLAYER	SEASONS	RUSH	REC	RET	TOTAL
1.	Duke Johnson	2012-14	3,519	719	1,288	5,526
2.	Santana Moss	1997-2000	277	2,546	1,196	4,394
3.	Ottis Anderson	1975-78	3,331	539	395	4,265
4.	Travis Benjamin	2008-11	126	2,148	1,602	3,876
5.	Graig Cooper	2007-10	2,383	402	1,079	3,864
6.	Stacy Coley	2013-16	109	2,218	1,467	3,794
7.	Edgerrin James	1996-98	960	595	35	3,590
8.	Eddie Dunn	1936-38	1,778	32	1,666	3,476
9.	Chuck Foreman	1970-72	1,631	732	992	3,355
10.	James Jackson	1996-2000	2,953	278	0	3,231

SEASON LEADERS

	PLAYER	SEASON	RUSH	REC	RET	TOTAL
1.	Willis McGahee	2002	1,753	355	0	2,108
2.	Duke Johnson	2014	1,652	421	0	2,073
3.	Duke Johnson	2012	947	221	892	2,060
4.	Ottis Anderson	1978	1,266	47	395	1,708
5.	Edgerrin James	1998	1,416	255	0	1,671
6.	Santana Moss	2000	201	748	655	1,604
7.	Chuck Foreman	1972	484	557	514	1,555
8.	Lamar Miller	2011	1,272	85	162	1,519
9.	Santana Moss	1999	2	899	601	1,502
10.	Chuck Foreman	1971	951	72	444	1,467

SCORING

POINTS SCORED

CAREER LEADERS

	PLAYER	SEASONS	PTS.
1.	Michael Badgley	2014-17	403
2.	Carlos Huerta	1988-91	397
3.	Jon Peattie	2003-06	337
4.	Todd Sievers	1998, 2000-02	310
5.	Greg Cox	1984-87	302
6.	Andy Crosland	1996-99	292
7.	Dane Prewitt	1992-95	272
8.	Matt Boshier	2008-10	248

9.	Danny Miller	1978-81	244
10.	Edgerrin James	1996-98	212

SEASON LEADERS

	PLAYER	SEASONS	PTS
1.	Willis McGahee	2002	168
2.	Todd Sievers	2001	119
3.	Michael Badgley	2016	116
4.	Michael Badgley	2015	115
5.	Edgerrin James	1998	114
6.	Carlos Huerta	1988	107
7.	Todd Sievers	2002	105
8.	Jon Peattie	2003	103
9.	Carlos Huerta	1989	101
	Carlos Huerta	1990	101

POINTS SCORED, KICKING

CAREER LEADERS

	PLAYER	SEASONS	PTS
1.	Michael Badgley	2014-17	403
2.	Carlos Huerta	1988-91	397
3.	Jon Peattie	2003-06	337
4.	Todd Sievers	1998, 2000-02	310
5.	Greg Cox	1984-87	302
6.	Andy Crosland	1996-99	292
7.	Dane Prewitt	1992-95	272
8.	Matt Boshier	2008-10	248
9.	Danny Miller	1978-81	244
10.	Chris Dennis	1974-77	156

SEASON LEADERS

	PLAYER	SEASON	PTS
1.	Todd Sievers	2001	119
2.	Michael Badgley	2016	116
3.	Michael Badgley	2015	115
4.	Carlos Huerta	1988	107
5.	Todd Sievers	2002	105
6.	Jon Peattie	2003	103
7.	Carlos Huerta	1989	101
	Carlos Huerta	1990	101
9.	Jake Wieclaw	2012	99
10.	Matt Goudis	2013	96
	Michael Badgley	2017	96

TOUCHDOWNS

CAREER LEADERS

	PLAYER	SEASONS	TD
1.	Stephen McGuire	1989-92	35
	Edgerrin James	1996-98	35
3.	Duke Johnson	2012-14	32
	Melvin Bratton	1984-87	32
	James Jackson	1996-2000	32

INDIVIDUAL LEADERS

	PLAYER	SEASONS	TD
6.	Willis McGahee	2001-02	31
7.	Santana Moss	1997-2000	29
8.	Mark Walton	2015-17	28
9.	Michael Irvin	1985-87	26
	Tyrone Moss	2003-06	26

SEASON LEADERS

	PLAYER	SEASON	TD
1.	Willis McGahee	2002	28
2.	Edgerrin James	1998	19
3.	Mark Walton	2016	15
4.	Eddie Dunn	1938	14
	Edgerrin James	1997	14
6.	Duke Johnson	2014	13
	Harry Ghaul	1945	13
	Danyell Ferguson	1995	13
	James Jackson	2000	13
	Leonard Hankerson	2010	13
	Duke Johnson	2012	13
	Dallas Crawford	2013	13

FIELD GOALS MADE

CAREER LEADERS

	PLAYER	SEASONS	FGM
1.	Michael Badgley	2014-17	77
2.	Carlos Huerta	1988-91	73
3.	Jon Peattie	2003-06	64
4.	Danny Miller	1978-81	56
5.	Greg Cox	1984-87	47
6.	Todd Sievers	1998, 2000-02	45
	Matt Boshier	2008-10	45
8.	Andy Crosland	1996-99	44
9.	Dane Prewitt	1992-95	41
10.	Chris Dennis	1974-77	31

SEASON LEADERS

	PLAYER	SEASON	FGM
1.	Michael Badgley	2015	25
2.	Jon Peattie	2003	22
3.	Michael Badgley	2016	21
	Carlos Huerta	1988	21
	Todd Sievers	2001	21
6.	Jake Wieclaw	2012	19
7.	Danny Miller	1981	18
	Carlos Huerta	1989	18
	Matt Boshier	2008	18
10.	Greg Cox	1987	17
	Carlos Huerta	1990	17
	Carlos Huerta	1991	17
	Michael Badgley	2017	17

CONSECUTIVE FIELD GOALS MADE

	PLAYER	SEASON(S)	FGM
1.	Dane Prewitt	1994	13
2.	Carlos Huerta	1989-90	11
	Jake Wieclaw	2012	11
4.	Michael Badgley	2016	10
	Jon Peattie	2003	10
6.	Carlos Huerta	1988	9
7.	Michael Badgley	2015	8
8.	Greg Cox	1987	7
	Carlos Huerta	1989	7
	Jake Wieclaw	2011	7
	Matt Goudis	2013	7

FIELD GOALS ATTEMPTED

SEASON LEADERS

	PLAYER	SEASON	FGA
1.	Michael Badgley	2015	30
2.	Jon Peattie	2003	28
3.	Danny Miller	1981	27
	Carlos Huerta	1988	27
5.	Michael Badgley	2016	26
6.	Jake Wieclaw	2012	25
7.	Jon Peattie	2004	24
8.	Greg Cox	1987	22
	Carlos Huerta	1989	22
	Todd Sievers	2002	22

PAT KICKS MADE

CAREER LEADERS

	PLAYER	SEASONS	PAT
1.	Carlos Huerta	1988-91	178
2.	Todd Sievers	1998, 2000-02	175
3.	Andy Crosland	1996-99	163
4.	Greg Cox	1984-87	161
5.	Dane Prewitt	1992-95	149
6.	Jon Peattie	2003-06	145
7.	Michael Badgley	2014-17	127
	Matt Boshier	2008-10	127
9.	Jake Wieclaw	2011-12	81
10.	Danny Miller	1978-81	76

SEASON LEADERS

	PLAYER	SEASON	PAT
1.	Todd Sievers	2002	66
2.	Matt Goudis	2013	57
3.	Todd Sievers	2001	56
4.	Michael Badgley	2016	53
5.	Todd Sievers	2000	52
6.	Andy Crosland	1998	51
7.	Matt Boshier	2009	50
	Carlos Huerta	1990	50



INDIVIDUAL LEADERS

	PLAYER	SEASON	PAT
9.	Carlos Huerta	1989	47
10.	Greg Cox	1985	46
	Andy Crosland	1999	46

CONSECUTIVE PAT KICKS MADE

CAREER LEADERS

	PLAYER	SEASONS	PAT
1.	Carlos Huerta	1988-91	157
2.	Matt Boshier	2008-10	113
3.	Jon Peattie	2003-05	99
4.	Jake Wieclaw	2011-12	81
5.	Greg Cox	1984-85	78
6.	Michael Badgley	2014-16	72
7.	Matt Goudis	2013-14	57
8.	Jeff Davis	1982-83	54
9.	Dane Prewitt	1992-93	51
10.	Greg Cox	1986-87	44

SEASON LEADERS

	PLAYER	SEASON	PAT
1.	Matt Goudis	2013	57
2.	Michael Badgley	2016	53
3.	Matt Boshier	2009	50
	Carlos Huerta	1990	50
5.	Carlos Huerta	1989	47
6.	Jon Peattie	2004	45
7.	Carlos Huerta	1988	44
8.	Greg Cox	1987	43
9.	Jake Wieclaw	2012	42
10.	Michael Badgley	2015	40
	Greg Cox	1984	40
	Matt Boshier	2008	40

DEFENSE

TOTAL TACKLES

CAREER LEADERS

	PLAYER, POS	SEASONS	TT
1.	Dan Morgan, LB	1997-2000	532
2.	George Mira Jr., MLB	1984-87	490
3.	Scott Nicolas, LB	1978-80	456
4.	Micheal Barrow, MLB	1989-92	423
5.	Darrin Smith, LB	1989-92	401
6.	Ray Lewis, MLB	1993-95	388
7.	Jonathan Vilma, MLB	2000-03	377
8.	Rod Carter, LB	1985-88	361
9.	Shaq Quarterman, LB	2016-19	356
10.	Denzel Perryman, MLB	2011-14	351

SEASON LEADERS

	PLAYER, POS	SEASON	TT
1.	Ray Lewis, LB	1995	160
2.	Ray Lewis, LB	1994	152
3.	Dan Morgan, LB	1998	150
	Nate Webster, LB	1999	150
5.	George Mira Jr., MLB	1987	147
6.	Ken Sisk, LB	1983	139
7.	Dan Morgan, LB	2000	138
8.	Greg Threat, S	2004	136
9.	Jay Brophy, LB	1982	135
	George Mira, Jr., MLB	1985	135

YEARLY LEADERS

YEAR	PLAYER, POS	UT	AT	TT
1981	Scott Nicolas, LB	81	43	124
1982	Jay Brophy, LB	89	46	135
1983	Ken Sisk, LB	67	72	139
1984	Bruce Fleming, LB	77	34	111
1985	George Mira Jr., LB	76	59	135
1986	George Mira Jr., LB	61	61	122
1987	George Mira Jr., LB	79	68	147
1988	Maurice Crum, LB	61	49	110
1989	Maurice Crum, LB	51	47	98
1990	Maurice Crum, LB	69	59	128
1991	Darrin Smith, LB	68	58	126
1992	Micheal Barrow, LB	80	51	131
1993	Rohan Marley, LB	50	45	95
1994	Ray Lewis, LB	92	60	152
1995	Ray Lewis, LB	95	65	160
1996	Twan Russell, LB	63	62	125
1997	Dan Morgan, LB	68	37	105
1998	Dan Morgan, LB	78	72	150
1999	Nate Webster, LB	92	58	150
2000	Dan Morgan, LB	92	46	138
2001	Jonathan Vilma, LB	49	24	73
2002	Jonathan Vilma, LB	75	58	133
2003	Jonathan Vilma, LB	81	46	127
2004	Greg Threat, S	53	83	136
2005	Brandon Meriweather, S	76	38	114
2006	Jon Beason, LB	60	32	92
2007	Tarvares Gooden, LB	85	34	119
2008	Glenn Cook, LB	44	32	76
2009	Darryl Sharpton, LB	65	41	106
2010	Colin McCarthy, LB	51	68	119
2011	Sean Spence, LB	54	52	106
2012	Shayon Green, DE	38	29	67
2013	Denzel Perryman, LB	69	39	108
2014	Denzel Perryman, LB	79	31	110
2015	Jermaine Grace, LB	44	35	79
2016	Jamal Carter, DB	53	32	85
2017	Jaquan Johnson, DB	54	42	96
2018	Jaquan Johnson, DB	44	48	92
2019	Shaq Quarterman, LB	51	56	107

INDIVIDUAL LEADERS

SACKS

CAREER LEADERS

	PLAYER	SEASONS	SACKS
1.	Daniel Stubbs	1984-87	39.5
2.	Greg Mark	1986-89	34.5
3.	Kenny Holmes	1993-96	30.0
4.	Joe Jackson	2016-18	24.0
	Jamaal Green	1999-2002	24.0
6.	Kevin Patrick	1990-93	23.0
	Kenard Lang	1994-96	23.0
8.	Bob Nelson	1978-81	22.0
	Bill Hawkins	1985-88	22.0
	Rusty Medearis	1990-92, 1994	22.0
11.	Jerome Brown	1983-86	21.0

SEASON LEADERS

	PLAYER	SEASON	SACKS
1.	Daniel Stubbs	1986	17.0
2.	Greg Mark	1989	15.5
	Gregory Rousseau	2019	15.5
4.	Don Latimer	1977	15.0
5.	Daniel Stubbs	1985	12.0
	Kenard Lang	1996	12.0
	Derrick Ham	1998	12.0
8.	Kenny Holmes	1996	11.0
	Kareem Brown	2006	11.0
10.	Russell Maryland	1990	10.5
	Warren Sapp	1994	10.5
	Calais Campbell	2006	10.5

INTERCEPTIONS

CAREER LEADERS

	PLAYER	SEASONS	YDS	INT
1.	Ed Reed	1998-2001	389	21
2.	Bennie Blades	1984-87	305	19
3.	Jim Dooley	1949-51	149	17
4.	Fred Marion	1978-81	174	16
5.	Sean Taylor	2001-03	306	14
6.	Whitey Rouviere	1952-55	55	13
	Gene Coleman	1977-79	103	13
8.	Bryan Ferguson	1975-77	142	11
	Roland Smith	1987-90	138	11
10.	Whitey Campbell	1946-49	64	10
	Ronnie Lippett	1980-8	179	10

SEASON LEADERS

	PLAYER	SEASON	INT
1.	Bennie Blades	1986	10
	Sean Taylor	2003	10
3.	Gene Coleman	1979	9
	Ed Reed	2001	9
5.	Ed Reed	2000	8
6.	Whitey Rouviere	1954	7

	PLAYER	SEASON	INT
	Racey Timmons	1960	7
	Bryan Ferguson	1977	7
	Fred Marion	1980	7
10.	Arnold Tucker	1943	6
	Jim Dooley	1951	6
	John Bookman	1956	6
	Jimmy Dye	1967	6
	Fred Marion	1981	6
	Artie Burns	2015	6

YEARLY LEADERS

YEAR	PLAYER, POS	INT
1949	Jack del Bello, DB	3
1950	Jack del Bello, DB	5
	Jim Dooley, DB	5
1951	Jim Dooley, DB	10
1952	Three Players	3
1953	Whitey Rouviere, DB	3
	Bill Smith, DB	3
1954	Whitey Rouviere, DB	7
1955	Jack Losch, DB	4
1956	John Bookman, DB	6
1957	Joe Plevel, DB	4
1958	Larry DiGiammarino, DB	4
1959	Fran Curci, DB	3
1960	Ray Timmons, DB	7
1961	Bill Miller, DB	3
1962	Nicholas Ryder, DB	3
	James O'Mahoney, LB	3
1963	John Sisk, DB	2
1964	Art Zachary, DB	3
1965	Andy Sixkiller, DB	3
1966	Tom Beier, DB	4
1967	Jimmy Dye, DB	6
1968	Gregory Perez, DB	3
	Dean Stone, DB	3
1969	Gregory Perez, DB	5
1970	Wayne Lawrence, LB	2
	Kurt Schottenheimer, DB	2
1971	Burgess Owens, CB	5
1972	Paul Horschel, DB	3
	Gary Streicher, DB	3
1973	Ernie Jones, S	5
1974	Mike Archer, CB	3
	Ernie Jones, S	3
1975	Joe Bettencourt, S	2
1976	Bryan Ferguson, CB	4
1977	Bryan Ferguson, CB	7
1978	Three players	3
1979	Gene Coleman, FS	9
1980	Fred Marion, FS	7
1981	Fred Marion, FS	6
1982	Three players	3



INDIVIDUAL LEADERS

YEAR	PLAYER, POS	INT
1983	Jay Brophy, LB	3
	Ken Calhoun, SS	3
1984	Darrell Fullington, CB	5
1985	Bennie Blades, FS	4
	Don Ellis, CB	4
1986	Bennie Blades, FS	10
1987	Bennie Blades, FS	5
1988	Bobby Harden, SS	4
1989	Roland Smith, CB	6
1990	Darryl Williams, CB	3
1991	Ryan McNeil, CB	5
1992	Dexter Seigler, CB	4
	Paul White, CB	4
1993	Dexter Seigler, CB	4
1994	Carlos Jones, CB	5
1995	Four players	2
1996	Duane Starks, CB	3
1997	Duane Starks, CB	3
1998	Leonard Myers, CB	2
	Ed Reed, FS	2
1999	Mike Rumph, CB	4
	Nate Webster, LB	4
2000	Ed Reed, FS	8
2001	Ed Reed, FS	9
2002	Sean Taylor, FS	4
2003	Sean Taylor, FS	10
2004	Devin Hester, CB	4
2005	Three Players	3
2006	Kenny Phillips, S	4
2007	Randy Phillips, S	3
2008	Four players	1
2009	Three players	2
2010	Three players	3
2011	JoJo Nicolas, DB	2
2012	Brandon McGee, DB	2
	Jimmy Gaines, LB	2
2013	Tracy Howard, DB	4
2014	Three players	2
2015	Artie Burns, DB	6
2016	Rayshawn Jenkins, DB	2
2017	Michael Jackson, DB	4
	Jaquan Johnson, DB	4
2018	Trajan Bandy, DB	3
	Jhavonte Dean, DB	3
	Sheldrick Redwine, DB	3
2019	DJ Ivey, DB	3

5.	Dexter Siegler	1990-93	8	208
6.	Greg Perez	1968-69	8	182
7.	Ronnie Lippett	1980-82	10	179
8.	John Bookman	1953-56	9	178
9.	Fred Marion	1978-81	16	174
10.	Randy Phillips	2005-09	5	170

SEASON LEADERS

PLAYER	SEASON	INT	YDS
1. Ed Reed	2001	9	206
2. Sean Taylor	2003	10	184
3. Maurice Sikes	2002	3	150
4. Gary Streicher	1972	3	148
5. Dexter Seigler	1992	4	146
6. John Bookman	1956	6	137
7. Arnold Tucker	1943	6	132
8. Bennie Blades	1986	10	128
9. Ken Corbin	1967	2	125
10. Sean Taylor	2002	4	122

INTERCEPTIONS RETURNED FOR TD

CAREER LEADERS

PLAYER	SEASONS	TD
1. Ed Reed	1998-2001	4
2. Sean Taylor	2001-03	3
3. Ken Corbin	1965-67	2
Bennie Blades	1985-87	2
Dexter Seigler	1990-93	2
Carlos Jones	1993-96	2
Leonard Myers	1998-2001	2
Phillip Buchanan	1999-2001	2
Maurice Sikes	2000-03	2

CONSECUTIVE GAMES WITH INT

CAREER LEADERS

PLAYER	SEASONS	G
1. Bennie Blades	1986-87	5
Dexter Seigler	1992-93	5
3. Fred Marion	1980-81	4
Bennie Blades	1986	4
Ed Reed	2000	4
Ed Reed	2001	4
Sean Taylor	2003	4
8. Bryan Ferguson	1977	3
Ryan McNeil	1991	3
Sean Taylor	2003	3
Artie Burns	2015	3
Jaquan Johnson	2017	3

INTERCEPTION RETURN YARDS

CAREER LEADERS

PLAYER	SEASONS	INT	YDS
1. Ed Reed	1998-2001	21	389
2. Sean Taylor	2001-03	14	306
3. Bennie Blades	1984-87	19	305
4. Maurice Sikes	2000-03	6	222

FUMBLE RECOVERIES

CAREER LEADERS

PLAYER	SEASONS	FR
1. Ted Hendricks	1966-68	12
2. Pete Mastellone	1948-50	8

INDIVIDUAL LEADERS

	PLAYER	SEASONS	FR
	Mike Barnes	1970-72	8
4.	George Mira, Jr.	1984-87	7
5.	Walt Kichefski	1936-39	6
	Sam David	1948-50	6
	Dick Sorensen	1967-69	6
	Al Palewicz	1969-72	6
	Jonathan Vilma	2000-03	6

PUNT RETURNS

PUNT RETURNS FOR TD

CAREER LEADERS

	PLAYER	SEASONS	TD
1.	Santana Moss	1997-2000	6
2.	Devin Hester	2003-05	4
3.	Kevin Williams	1990-92	3
4.	Gordon Malloy	1952-54	2
	Andy Sixkiller	1964-65	2
	Phillip Buchanan	1999-2001	2
	Roscoe Parrish	2002-04	2
	Thearon Collier	2008-09	2

KICK RETURNS

KICK RETURN YARDS

CAREER LEADERS

	PLAYER	SEASONS	KR	YDS
1.	Duke Johnson	2012-14	41	1,288
2.	Randal Hill	1987-90	54	1,169
3.	Stacy Coley	2013-16	46	1,142
4.	Travis Benjamin	2008-11	49	1,137
5.	Tom Sullivan	1969-71	49	1,121
6.	J.C. Penny	1984-86	52	1,088
7.	Mark Rush	1979-82	49	1,066
8.	Tim Morgan	1973-76	43	1,036
9.	Devin Hester	2003-05	40	1,019
10.	Chuck Foreman	1970-72	42	882

SEASON LEADERS

	PLAYER	SEASON	KR	YDS
1.	Duke Johnson	2012	27	892
2.	Jeff Thomas	2017	32	691
3.	Travis Benjamin	2011	25	592
4.	Graig Cooper	2009	52	582
5.	Stacy Coley	2013	22	570
6.	Stacy Coley	2014	24	541
7.	Tremain Mack	1996	14	528
8.	Jason Geathers	2002	24	521
9.	Devin Hester	2003	18	517
10.	Randal Hill	1987	19	497

PUNTING

PUNTING AVERAGE

SEASON LEADERS

	PLAYER	SEASON	P	AVG
1.	Pat O'Donnell	2013	53	47.13
2.	Matt Bosher	2010	59	44.02
3.	Justin Vogel	2016	64	43.80
4.	Freddie Capshaw	2000	49	43.20
5.	Pat Barrett	1969	45	43.10
6.	Justin Vogel	2014	52	42.82
7.	Howard Plasman	1941	54	42.70
8.	Dalton Botts	2011	48	42.70
9.	Matt Bosher	2009	51	42.50
	Justin Vogel	2015	67	42.50

PARTICIPATION

GAMES PLAYED

CAREER LEADERS

	PLAYER	SEASONS	GP
1.	Brandon Meriweather	2002-06	52
	Shaq Quarterman	2016-19	52
2.	Jon Peattie	2002-06	51
	LaRon Byrd	2008-11	51
4.	Anthony Chickillo	2011-14	50
	William Joseph	1999-2002	50
	Matt Walters	1999-2002	50
	Darnell Jenkins	2003-07	50
	JoJo Nicolas	2007-11	50
	Mike James	2009-12	50
	Vaughn Telemaque	2008-12	50

CONSECUTIVE GAMES PLAYED

CAREER LEADERS

	PLAYER	SEASONS	GP
1.	Shaq Quarterman	2016-19	52
2.	Jon Peattie	2002-06	51
	Tyriq McCord	2012-15	51
	Dallas Crawford	2012-15	51
	Tracy Howard	2012-15	51
6.	Anthony Chickillo	2011-14	50
	William Joseph	1999-2002	50
	Matt Walters	1999-2002	50
9.	Mike James	2009-12	50

GAMES STARTED

CAREER LEADERS

	PLAYER	SEASONS	GS
1.	Shaq Quarterman	2016-19	52
2.	William Joseph	1999-2002	50
3.	Joaquin Gonzalez	1998-2001	49
4.	Ed Reed	1998-2001	48



INDIVIDUAL LEADERS - SINGLE GAME

5.	Anthony Chickillo	2011-14	47
	Jason Fox	2006-09	47

CONSECUTIVE GAMES STARTED

CAREER LEADERS

	PLAYER	SEASONS	GS
1.	Shaq Quarterman	2016-19	52
2.	William Joseph	1999-2002	50
3.	Joaquin Gonzalez	1998-2001	49
4.	Anthony Chickillo	2011-14	47
5.	Dan Morgan	1997-2000	45
6.	Mike Rumph	1998-2001	40

RUSHING

RUSHING ATTEMPTS

	PLAYER	OPPONENT, DATE	ATT
1.	Ottis Anderson	at Florida, 12/2/78	39
	Edgerrin James	UCLA, 12/5/98	39
	Willis McGahee	Virginia Tech, 12/7/02	39
4.	Clinton Portis	at Boston College, 11/10/01	36
5.	Clinton Portis	at Virginia Tech, 12/1/01	34
6.	Lorenzo Roan	East Carolina, 11/8/80	33
	Edgerrin James	at Boston College, 10/18/97	33
	James Jackson	Penn State, 9/18/99	33
	Dallas Crawford	at North Carolina, 10/17/13	33
10.	Woody Thompson	Boston College, 10/12/73	32
	Willis McGahee	at West Virginia, 10/26/02	32

RUSHING YARDS

	PLAYER	OPPONENT, DATE	ATT	YDS
1.	Edgerrin James	UCLA, 12/5/98	39	299
2.	Edgerrin James	at Boston College, 10/18/97	33	271
3.	Duke Johnson	at Virginia Tech, 10/23/14	29	249
	Lorenzo Roan	East Carolina, 11/8/80	33	249
5.	Willis McGahee	Virginia Tech, 12/7/02	39	205
6.	Willis McGahee	at Florida, 9/7/02	24	204
	Mark Walton	Toledo, 9/23/17	11	204
8.	Jason Geathers	Florida A&M, 8/31/02	22	199
9.	Frank Gore	at Virginia, 11/13/04	28	195
	Tyrone Moss	North Carolina, 10/29/05	24	195

RUSHING AVERAGE

MINIMUM 4 ATTEMPTS

	PLAYER	OPPONENT, DATE	ATT	AVG
1.	Jack Losch	Bucknell, 11/11/55	4	39.3
2.	Al Shipman	Georgia Southern, 9/3/94	5	26.0
3.	Frank Gore	West Virginia, 10/25/01	6	20.7
4.	Walter Watt	at St. Louis, 10/16/42	6	20.3
5.	Mark Walton	Toledo, 9/23/17	11	18.5
6.	Larry Jones	at Pittsburgh, 11/6/93	8	16.9
7.	Jack Losch	Boston College, 11/4/55	8	16.3
8.	Duke Johnson	Cincinnati, 10/11/14	10	16.2
	Eddie Dunn	Spring Hill, 10/8/37	8	16.2
10.	Eddie Dunn	Georgia Southern, 10/1/37	11	15.9

TOUCHDOWNS

	PLAYER	OPPONENT, DATE	TD
1.	Willis McGahee	Virginia Tech, 12/7/02	6
2.	Bill L'Italien	Piedmont, 10/28/32	5
3.	Mark Walton	FAU, 9/10/16	4
	Melvin Bratton	Boston College, 11/23/84	4
	Alonzo Highsmith	at Notre Dame, 10/6/84	4
	Willis McGahee	at Temple, 9/14/02	4
	Tyrone Moss	North Carolina, 10/29/05	4

LONGEST RUSH FROM SCRIMMAGE

	PLAYER	OPPONENT, DATE	YDS
1.	Duke Johnson	North Carolina, 11/1/14	90
	Jack Losch	Bucknell, 11/11/55	90
3.	Larry Jones	at Pittsburgh, 11/6/93	88
4.	Mike Vacchio	Florida State, 10/5/51	87
5.	Danyell Ferguson	at Boston College, 11/11/95	85
6.	Harry Ghaul	Florida, 11/21/47	82
	Al Shipman	Georgia Southern, 9/3/94	82
	Clinton Portis	McNeese State, 8/31/00	82
	Mark Walton	Toledo, 9/23/17	82
10.	Joe Plevel	Villanova, 11/1/57	80
	Ottis Anderson	Florida State, 9/23/78	80
	Edgerrin James	Rutgers, 11/15/97	80
	Mark Walton	at Appalachian State, 9/17/16	80

PASSING

COMPLETIONS

	PLAYER	OPPONENT, DATE	ATT	COMP
1.	Brock Berlin	West Virginia, 10/2/03	54	37
2.	Steve Walsh	vs. Arkansas, 11/26/88	50	33
3.	Brad Kaaya	Pittsburgh, 11/5/16	47	32
	Gino Torretta	San Jose State, 10/14/89	49	32
	Craig Erickson	at California, 9/15/90	47	32
	Ryan Collins	Memphis, 11/27/93	54	32
7.	Steve Walsh	at Notre Dame, 10/15/88	50	31
	Gino Torretta	at Iowa, 9/5/92	51	31
	Stephen Morris	at Georgia Tech, 9/22/12	52	31
10.	Bernie Kosar	Maryland, 11/10/84	50	30
	Stephen Morris	at Duke, 11/16/13	49	30

ATTEMPTS

	PLAYER	OPPONENT, DATE	COMP	ATT
1.	Ryan Collins	Memphis, 11/27/93	32	54
	Brock Berlin	West Virginia, 10/2/03	37	54
3.	Craig Erickson	at BYU, 9/8/90	28	52
	Stephen Morris	at Georgia Tech, 9/22/12	31	52
5.	Gino Torretta	at Iowa, 9/5/92	31	51
6.	Jacory Harris	at North Carolina, 11/14/09	28	50
	Bernie Kosar	Maryland, 11/10/84	30	50
	Steve Walsh	at Notre Dame, 10/15/88	31	50
	Steve Walsh	Arkansas, 11/26/88	33	50
10.	Gino Torretta	San Jose State, 10/14/89	32	49

INDIVIDUAL LEADERS - SINGLE GAME

Stephen Morris	NC State, 9/29/12	26	49
Stephen Morris	at Duke, 11/16/13	30	49
Brad Kaaya	at Florida State, 10/10/15	29	49

PASSING YARDS

PLAYER	OPPONENT, DATE	COMP	ATT	YDS
1. Stephen Morris	NC State, 9/29/12	26	49	566
2. Gino Torretta	San Diego State, 11/30/91	23	44	485
3. Gino Torretta	San Jose State, 10/14/89	32	49	468
4. Craig Erickson	at California, 9/15/90	32	47	467
5. Bernie Kosar	Boston College, 11/23/84	25	38	447
6. Stephen Morris	at Georgia Tech, 9/22/12	31	52	436
7. Gino Torretta	at Iowa, 9/5/92	31	51	433
8. Steve Walsh	at Notre Dame, 10/15/88	31	50	424
Craig Erickson	San Diego State, 11/18/89	27	45	424
10. Ken Dorsey	at West Virginia, 10/26/02	22	36	422

TOUCHDOWNS

PLAYER	OPPONENT, DATE	TD
1. Bernie Kosar	at Cincinnati, 10/13/84	5
Steve Walsh	Cincinnati, 10/22/88	5
Ken Dorsey	Boston College, 11/25/00	5
Brock Berlin	at NC State, 10/23/04	5
Kyle Wright	at Wake Forest, 11/12/05	5
Stephen Morris	NC State, 9/29/12	5
7. 19 times, most recently:		
Brad Kaaya	West Virginia, 12/28/16	4

LONGEST PASS PLAY

PLAYERS	OPPONENT, DATE	YDS
1. Gino Torretta (Horace Copeland)	at Arkansas, 8/31/91	99
2. Kyle Wright (Darnell Jenkins)	at North Carolina, 10/6/07	97
3. Kyle Wright (Sinorice Moss)	at Temple, 10/15/05	92
4. V. Testaverde (A. Highsmith)	at East Carolina, 10/5/85	88
Gino Torretta (Wesley Carroll)	Cincinnati, 10/7/89	88
6. Stephen Morris (Herb Waters)	USF, 11/17/12	87
7. Bernie Kosar (Eddie Brown)	at Cincinnati, 10/13/84	85
Scott Covington (Tony Gaiter)	Pittsburgh, 9/28/96	85
9. Scott Covington (Reggie Wayne)	Virginia Tech, 9/19/98	84
Stephen Morris (Allen Hurns)	Virginia Tech, 11/9/13	84

RECEIVING

PLAYER	OPPONENT, DATE	YDS	REC
1. Willie Smith	Maryland, 11/10/84	128	12
Phillip Dorsett	USF, 11/17/12	111	12
3. Jerry Daanen	LSU, 10/9/65	127	11
Willie Smith	vs. Florida, 9/1/84	152	11
Cleveland Gary	at Notre Dame, 10/15/88	130	11
Wesley Carroll	at California, 9/15/90	208	11
Wesley Carroll	Syracuse, 11/24/90	97	11
Kellen Winslow	vs. Ohio State, 1/3/03	122	11
9. Eddie Brown	Boston College, 11/23/84	220	10
Willie Smith	at Louisville, 11/3/84	124	10
Andre Brown	BYU, 12/3/88	131	10
Wesley Carroll	at Florida State, 10/28/89	119	10
Christopher Herndon	Syracuse, 10/21/17	96	10

RECEIVING YARDS

PLAYER	OPPONENT, DATE	REC	YDS
1. Eddie Brown	Boston College, 11/23/84	10	220
2. Wesley Carroll	at California, 9/15/90	11	208
3. Phillip Dorsett	Arkansas State, 9/13/15	4	201
4. Andre Johnson	vs. Nebraska, 1/3/02	7	199
5. Michael Irvin	East Carolina, 11/27/86	8	194
6. Andre Johnson	Virginia Tech, 12/7/02	6	193
7. Phillip Dorsett	NC State, 9/29/12	7	191
8. Joe Schmidt	at Houston, 11/1/69	5	186
9. Phillip Dorsett	at Georgia Tech, 9/22/12	9	184
10. Andre Johnson	at Syracuse, 11/30/02	6	181

TOTAL OFFENSE

TOTAL YARDS

PLAYER	OPPONENT, DATE	RUSH	PASS	YDS
1. Stephen Morris	NC State, 9/29/12	2	566	568
2. Gino Torretta	San Diego State, 11/30/91	-11	485	474
3. Craig Erickson	at California, 9/15/90	5	467	472
4. Gino Torretta	at Iowa, 9/5/92	18	433	451
5. Stephen Morris	at Georgia Tech, 9/22/12	10	436	446
6. Gino Torretta	San Jose State, 10/14/89	-25	468	443
7. Bernie Kosar	Boston College, 11/23/84	-11	447	436
8. Steve Walsh	at Notre Dame, 10/15/88	-4	424	420
9. Ryan Collins	Memphis, 11/27/93	25	392	417
10. Ken Dorsey	at West Virginia, 10/26/02	-8	422	414

SCORING

TOTAL TOUCHDOWNS

PLAYERS	OPPONENT, DATE	TD
1. Willis McGahee	Virginia Tech, 12/7/02	6
2. Bill L'Italien	Piedmont, 10/28/33	5
3. Mark Walton	FAU, 9/10/16	4
Melvin Bratton	Boston College, 11/23/84	4
Alonzo Highsmith	at Notre Dame, 10/6/84	4
Willis McGahee	at Temple, 9/14/02	4
Tyrone Moss	North Carolina, 10/29/05	4
Mike James	at Georgia Tech, 9/22/12	4

PAT KICKS MADE

PLAYER	OPPONENT, DATE	XPA	XPM
1. Matt Goudis	Savannah State, 9/21/13	11	11
2. Michael Badgley	FAMU, 9/3/16	10	10
3. Andy Crosland	East Tennessee State, 9/5/98	9	9
Todd Sievers	Florida A&M, 8/31/02	9	9
5. Carlos Huerta	Cincinnati, 10/7/89	8	8
Dane Prewitt	at San Diego State, 11/28/92	8	8
Dane Prewitt	Georgia Southern, 9/3/94	8	8
Dane Prewitt	Rutgers, 10/14/95	8	8
Todd Sievers	Syracuse, 11/17/01	8	8
Todd Sievers	Washington, 11/24/01	9	8
Todd Sievers	Virginia Tech, 12/7/02	8	8



INDIVIDUAL LEADERS - SINGLE GAME

FIELD GOALS MADE

PLAYERS	OPPONENT, DATE	FGM
1. Jon Peattie	West Virginia, 10/2/03	5
Michael Badgley	Nebraska, 9/19/15	5
Michael Badgley	at Pittsburgh, 11/27/15	5
3. Michael Badgley	Duke, 11/26/16	4
Danny Miller	Houston, 9/19/81	4
Danny Miller	North Texas, 11/22/80	4
Greg Cox	vs. Florida, 9/1/84	4
Carlos Huerta	Syracuse, 11/24/90	4
Dane Prewitt	Washington, 9/24/94	4
Todd Sievers	at Penn State, 9/1/01	4
Todd Sievers	at Boston College, 11/10/01	4
Todd Sievers	at Virginia Tech, 12/1/01	4
Todd Sievers	at Tennessee, 11/9/02	4
Jake Wieclaw	USF, 11/17/12	4

LONGEST FIELD GOAL

PLAYERS	OPPONENT, DATE	YDS
1. Danny Miller	at Florida State, 11/7/81	57
Michael Badgley	Georgia Tech, 11/21/15	57
3. Danny Miller	Florida, 9/5/81	55
Jon Peattie	Virginia Tech, 11/4/06	55
5. Chris Dennis	Navy, 11/7/75	54
6. Danny Miller	Notre Dame, 11/28/81	53
Todd Sievers	at Florida, 9/7/02	53
8. Greg Cox	at East Carolina, 10/31/87	52
Carlos Huerta	at Michigan State, 9/30/89	52
Carlos Huerta	Syracuse, 11/24/90	52
Matt Boshier	Wake Forest, 10/25/08	52

DEFENSE

INTERCEPTIONS

PLAYERS	OPPONENT, DATE	INT
1. Joe Dixon	Catholic, 11/12/37	3
Bill Steiner	Georgia, 12/6/40	3
Al Hudson	Michigan State, 11/23/45	3
Whitey Campbell	Chattanooga, 10/25/46	3
Whitey Campbell	Rollins, 10/17/47	3
Al Hudson	Georgia, 10/22/48	3
John Bookman	Boston College, 10/5/56	3
Larry DiGiammarino	Oregon, 12/6/58	3
Gene Coleman	Florida, 12/1/79	3
Bobby Harden	BYU, 12/3/88	3
Kenny Phillips	at Duke, 10/21/06	3

LONGEST INTERCEPTION RETURN

PLAYER	OPPONENT, DATE	YDS
1. Selwyn Brown	at Boston College, 9/28/85	100
2. Paul Hefti	Fordham, 10/29/54	98
3. Maurice Sikes	at Florida, 9/7/02	97
4. Ed Injaychok	Chattanooga, 10/25/46	96
Gary Streicher	at Army, 10/28/72	96

PLAYER	OPPONENT, DATE	YDS
6. Kenny Calhoun	Louisville, 10/8/83	92
7. Dexter Seigler	Temple, 11/14/92	89
Al Hudson	vs. Holy Cross, 1/1/46	89
9. Art Knust	Marquette, 10/24/54	85
Willie Cooper	at Duke, 10/21/06	85

PUNTING

PUNTING AVERAGE

MINIMUM 5 ATTEMPTS

PLAYER	OPPONENT, DATE	P	AVG
1. Harry Ghaul	Miami (Ohio), 11/8/46	6	55.3
2. Pat O'Donnell	Virginia Tech, 11/9/13	5	55.2
3. Justin Vogel	Nebraska, 9/19/15	5	52.0
4. Justin Vogel	at Cincinnati, 10/1/15	5	51.6
5. Justin Vogel	North Carolina, 11/1/14	5	50.4
6. Mike Burke	Houston, 11/21/72	6	50.3
7. Brian Monroe	North Carolina, 10/7/06	7	49.3
8. Harry Ghaul	Georgia, 10/22/48	5	49.2
9. Pat O'Donnell	Virginia, 11/23/13	7	49.1
10. Pat O'Donnell	Florida, 9/7/13	8	49.0

LONGEST PUNT

PLAYERS	OPPONENT, DATE	YDS
1. Rob Rajsich	at Kansas, 9/30/78	79
2. Harry Ghaul	Florida, 11/21/47	77
Rob Rajsich	Florida State, 9/23/78	77
4. Matt Boshier	at Duke, 10/18/08	76
5. Matt Boshier	at Virginia Tech, 11/17/07	75
6. Howard Plasman	Alabama, 11/28/41	74
Brian Monroe	vs. North Carolina, 10/7/06	74
8. John Douglas	at Florida, 10/15/38	73
Justin Vogel	Clemson, 10/24/15	73
10. Al Kasulin	Furman, 10/31/42	71
Harvey Foster	Georgia, 11/3/61	71
Pat O'Donnell	Virginia, 11/23/13	71

PUNT RETURNS

PLAYER	OPPONENT, DATE	RET	YDS
1. Kevin Williams	Penn State, 10/12/91	4	152
2. Devin Hester	Louisiana Tech, 9/18/04	2	142
3. Santana Moss	Rutgers, 11/20/99	4	127
4. Duane Starks	at Baylor, 8/30/97	4	123
5. Wesley Carroll	at Wisconsin, 9/9/89	6	122
6. Santana Moss	at Temple, 10/21/00	4	121
Roscoe Parrish	at Virginia, 11/13/04	3	121
8. Kevin Williams	Long Beach State, 10/19/91	4	120
9. Santana Moss	Boston College, 11/25/00	4	114
10. Phillip Buchanon	Temple, 11/3/01	3	109

INDIVIDUAL LEADERS - SINGLE GAME

LONGEST PUNT RETURN

PLAYERS	OPPONENT, DATE	YDS
1. Roscoe Parrish	at Boston College, 9/20/03	92
Devin Hester	Louisiana Tech, 9/18/04	92
3. Kevin Williams	Penn State, 10/12/91	91
4. Walter Watt	Texas A&M, 12/8/44	87
Daryl Jones	Boston College, 11/25/00	87
6. Duane Starks	at Baylor, 8/30/97	85
Santana Moss	Boston College, 11/25/00	85
8. Jack Brasington	at Louisville, 10/8/49	82
9. Hal Johnston / John Mell	LSU, 11/15/46	80
10. Jimmy Dye	Florida, 12/9/67	79
Stacy Coley	at Duke, 11/16/13	79

LONGEST KICKOFF RETURN

PLAYER	OPPONENT, DATE	YD
1. Tim Morgan	Houston, 10/17/75	100
Ottis Anderson	Utah State, 10/21/78	100
Ottis Anderson	at Tulane, 11/4/78	100
Devin Hester	at NC State, 10/23/04	100
5. Tom Sullivan	Army, 10/29/71	99
6. Devin Hester	Florida, 9/6/03	97
7. Russell Coates	West Virginia, 11/28/42	96
8. Tremain Mack	at Syracuse, 11/30/96	95
Duke Johnson	Bethune-Cookman, 9/17/12	95
Duke Johnson	at Virginia, 11/10/12	95
Duke Johnson	Savannah State, 9/21/13	95

KICK RETURNS

RETURN YARDS

PLAYER	OPPONENT, DATE	RET	YD
1. Duke Johnson	at Virginia, 11/10/12	4	214
2. Najeh Davenport	at Syracuse, 11/28/98	7	208
3. Tremain Mack	at Temple, 11/2/96	4	205
4. Tremain Mack	at Syracuse, 11/30/96	3	146
5. Duke Johnson	at Kansas State, 9/8/12	5	141
6. Silvio Cardoso	at Wake Forest, 9/25/71	2	140
7. Tom Sullivan	Florida State, 9/26/69	5	135
Ryan Hill	vs. Virginia, 11/10/07	6	135
9. Tim Morgan	at Notre Dame, 11/20/76	4	130
Travis Benjamin	vs. Virginia, 10/27/11	4	130





INDIVIDUAL SUPERLATIVES

300-YARD PASSING GAMES

PLAYER	OPPONENT	DATE	C-A	YDS	TD
Bernie Kosar	Nebraska	12/1/1984	19-35	300	2
Bernie Kosar	Auburn	8/27/1984	21-38	329	2
Bernie Kosar	Florida	9/1/1984	25-33	300	1
Bernie Kosar	Rice	9/29/1984	27-35	368	3
Bernie Kosar	Cincinnati	10/13/1984	23-32	373	5
Bernie Kosar	Pitt	10/20/1984	29-42	351	1
Bernie Kosar	Louisville	11/3/1984	22-36	330	3
Bernie Kosar	Maryland	11/10/1984	30-50	363	4
Bernie Kosar	Boston College	11/23/1984	25-38	447	2
Vinny Testaverde	Rice	9/14/1985	23-35	350	2
Vinny Testaverde	East Carolina	10/5/1985	23-34	385	3
Vinny Testaverde	Florida State	11/2/1985	23-41	339	4
Vinny Testaverde	Notre Dame	11/30/1985	22-32	356	2
Vinny Testaverde	Texas Tech	9/13/1986	16-27	330	4
Vinny Testaverde	Florida State	11/1/1986	21-35	315	3
Vinny Testaverde	Tulsa	11/15/1986	21-34	308	2
Vinny Testaverde	East Carolina	11/27/1986	20-30	328	3
Steve Walsh	South Carolina	12/5/1987	22-40	310	2
Steve Walsh	Michigan	9/17/1988	24-45	335	3
Steve Walsh	Notre Dame	10/15/1988	31-50	424	4
Steve Walsh	Arkansas	11/26/1988	33-50	361	0
Craig Erickson	Missouri	9/23/1989	23-41	351	1
Gino Torretta	San Jose State	10/14/1989	32-49	468	3
Craig Erickson	San Diego State	11/18/1989	27-45	424	4
Craig Erickson	Cal	9/15/1990	32-47	467	4
Craig Erickson	Iowa	9/29/1990	17-37	360	3
Craig Erickson	Notre Dame	9/20/1990	20-36	355	0
Craig Erickson	Texas Tech	9/27/1990	22-32	307	4
Craig Erickson	Pitt	11/3/1990	25-35	355	2
Craig Erickson	Boston College	11/17/1990	13-26	320	4
Gino Torretta	Houston	9/12/1991	16-35	365	4
Gino Torretta	Tulsa	9/28/1991	20-33	327	2
Gino Torretta	Arizona	10/26/1991	26-50	350	2
Gino Torretta	San Diego State	11/30/1991	23-44	485	4
Gino Torretta	TCU	10/17/1992	20-35	350	3
Gino Torretta	West Virginia	10/31/1992	28-40	363	3
Gino Torretta	Syracuse	11/21/1992	23-43	343	0
Gino Torretta	San Diego State	11/28/1992	19-35	310	1
Ryan Collins	Memphis	11/27/1993	32-54	392	3
Ryan Clement	Boston College	10/18/1997	27-35	323	2
Scott Covington	Rutgers	10/3/1998	21-30	312	3
Scott Covington	UCLA	12/5/1998	19-28	318	3
Scott Covington	NC State	12/29/1998	17-24	320	2
Kenny Kelly	Florida State	10/9/1999	27-41	370	3
Ken Dorsey	Florida State	10/7/2000	27-42	328	2
Ken Dorsey	Penn State	9/1/2001	20-27	344	3
Ken Dorsey	Rutgers	9/8/2001	14-25	315	2
Ken Dorsey	Nebraska	1/3/2002	22-35	362	3
Ken Dorsey	Temple	9/14/2002	20-35	314	2
Ken Dorsey	Florida State	10/12/2002	20-45	362	2
Ken Dorsey	West Virginia	10/26/2002	22-36	422	2
Ken Dorsey	Syracuse	11/30/2002	16-25	345	2
Ken Dorsey	Virginia Tech	12/7/2002	12-20	300	2
Brock Berlin	Florida	9/6/2003	27-41	340	2
Brock Berlin	West Virginia	10/2/2003	37-54	352	1
Brock Berlin	Louisville	10/14/2004	25-37	308	3
Brock Berlin	North Carolina	10/30/2004	20-35	338	2
Brock Berlin	Wake Forest	11/20/2004	13-19	361	4
Kyle Wright	Wake Forest	11/6/2005	17-27	319	5
Kyle Wright	North Carolina	10/6/2007	17-33	302	2
Jacory Harris	Florida State	9/7/2009	21-34	386	2
Jacory Harris	Wake Forest	10/31/2009	22-43	330	3
Jacory Harris	North Carolina	11/14/2009	28-50	319	1
Jacory Harris	Duke	11/21/2009	25-43	348	2
Jacory Harris	Virginia	10/27/2011	21-30	311	3
Stephen Morris	at Georgia Tech	9/22/2012	31-52	436	2
Stephen Morris	NC State	9/29/2012	26-49	566	5
Stephen Morris	USF	11/17/2012	21-32	413	3
Stephen Morris	at Duke	11/24/2012	15-25	369	3
Stephen Morris	Georgia Tech	10/5/2013	17-22	324	3
Stephen Morris	at North Carolina	10/17/2013	19-35	322	0
Stephen Morris	Virginia Tech	11/9/2013	16-29	324	2

PLAYER	OPPONENT	DATE	C-A	YDS	TD
Stephen Morris	at Duke	11/16/2013	30-49	379	2
Brad Kaaya	Arkansas State	9/13/2014	16-24	342	4
Brad Kaaya	at Nebraska	9/20/2014	28-42	359	3
Brad Kaaya	Florida State	11/15/2014	16-34	316	2
Brad Kaaya	Nebraska	9/19/2015	25-42	379	2
Brad Kaaya	at Florida State	10/10/2015	29-49	405	3
Brad Kaaya	at North Carolina	11/14/2015	24-43	326	1
Brad Kaaya	Georgia Tech	11/21/2015	16-25	300	1
Brad Kaaya	at Appalach. State	9/17/2016	21-27	368	3
Brad Kaaya	at Virginia Tech	10/20/2016	23-38	323	2
Brad Kaaya	Pittsburgh	11/5/2016	32-37	356	4
Brad Kaaya	Duke	11/26/2016	22-35	396	4
Malik Rosier	Toledo	9/23/2017	27-36	333	3
Malik Rosier	Syracuse	10/21/2017	26-43	344	2
Malik Rosier	at North Carolina	10/28/2017	16-38	356	3
Jarren Williams	at North Carolina	9/7/2019	30-39	309	2
N'Kosi Perry	Virginia Tech	10/5/2019	28-47	422	4
Jarren Williams	at Florida State	11/2/2019	21-37	313	2

100-YARD RUSHING GAMES

PLAYER	OPPONENT	DATE	ATT	YDS	TD
Smokey Roan	East Carolina	11/8/1980	33	250	1
Speedy Neal	Cincinnati	11/27/1982	17	110	1
Albert Bentley	Louisville	10/8/1983	18	152	2
Alonzo Highsmith	Auburn	8/27/1984	22	146	0
Alonzo Highsmith	Michigan	9/8/1984	16	126	0
Alonzo Highsmith	Cincinnati	10/13/1984	13	107	1
Alonzo Highsmith	Pitt	10/20/1984	15	106	2
Alonzo Highsmith	Louisville	11/3/1984	18	104	1
Melvin Bratton	Boston College	11/23/1984	6	134	4
Warren Williams	Colorado State	11/23/1985	12	110	0
Melvin Bratton	South Carolina	8/30/1986	10	107	3
Alonzo Highsmith	Penn State	1/2/1987	18	119	0
Warren Williams	Arkansas	9/26/1987	11	108	2
Leonard Conley	Cincinnati	10/24/1987	8	120	2
Melvin Bratton	Cincinnati	10/24/1987	6	118	1
Warren Williams	Cincinnati	10/24/1987	20	104	1
Leonard Conley	Tulsa	11/5/1988	13	121	0
Leonard Conley	Missouri	9/23/1989	21	105	1
Steve McGuire	Iowa	9/29/1990	20	128	2
Steve McGuire	Florida State	10/6/1990	31	176	1
Leonard Conley	Florida State	10/6/1990	16	149	2
Steve McGuire	Houston	9/12/1991	19	120	0
Steve McGuire	Florida State	11/26/1991	22	142	1
Larry Jones	Nebraska	11/1/1992	30	144	1
Donnell Bennett	Colorado	9/25/1993	20	125	2
James Stewart	Georgia Southern	10/2/1993	19	107	0
James Stewart	Syracuse	10/23/1993	10	102	2
James Stewart	Rutgers	10/30/1993	14	115	1
James Stewart	Georgia Southern	9/4/1994	17	146	3
James Stewart	Syracuse	11/5/1994	20	101	2
Danyell Ferguson	Florida A&M	9/9/1995	24	137	1
Danyell Ferguson	Baylor	11/4/1995	18	144	3
Danyell Ferguson	Boston College	11/11/1995	26	167	1
Danyell Ferguson	Syracuse	11/25/1995	29	168	2
Dyral McMillan	Memphis	8/31/1996	24	119	0
Dyral McMillan	Citadel	9/5/1996	19	157	2
Danyell Ferguson	Rutgers	12/2/1996	17	102	2
Danyell Ferguson	Pitt	9/28/1996	18	122	1
Edgerrin James	Temple	11/2/1996	13	107	0
Dyral McMillan	Boston College	11/23/1996	20	147	2
Edgerrin James	Boston College	11/23/1996	13	123	2
Edgerrin James	Baylor	8/30/1997	14	120	3
Edgerrin James	Pitt	9/18/1997	20	113	0
Edgerrin James	Boston College	10/18/1997	33	274	3
Edgerrin James	Temple	10/25/1997	18	190	2
Edgerrin James	Arkansas State	11/1/1997	13	155	2
James Jackson	Arkansas State	11/1/1997	10	116	1
James Jackson	Virginia Tech	11/8/1997	9	148	2
Edgerrin James	Rutgers	11/15/1997	30	198	2
James Jackson	E. Tennessee State	9/5/1998	12	147	2
Najeh Davenport	Cincinnati	9/12/1998	8	100	1
Edgerrin James	Virginia Tech	9/19/1998	17	101	0

INDIVIDUAL SUPERLATIVES

PLAYER	OPPONENT	DATE	ATT	YDS	TD	PLAYER	OPPONENT	DATE	ATT	YDS	TD
Edgerrin James	Rutgers	10/3/1998	15	131	2	Javaris James	Oklahoma	10/3/2009	15	150	0
Edgerrin James	West Virginia	10/24/1998	31	170	2	Damien Berry	Florida A&M	10/10/2009	14	165	1
Edgerrin James	Boston College	10/31/1998	31	185	2	Graig Cooper	Virginia	11/7/2009	18	152	1
Edgerrin James	Pitt	11/19/1998	23	106	2	Damien Berry	USF	11/29/2009	12	114	0
Edgerrin James	Syracuse	11/28/1998	18	118	1	Damien Berry	Clemson	10/2/2010	24	114	0
Edgerrin James	UCLA	12/5/1998	39	305	3	Damien Berry	Florida State	10/9/2010	20	108	1
Edgerrin James	NC State	12/29/1998	20	160	2	Damien Berry	Duke	10/16/2010	25	115	1
James Jackson	NC State	12/29/1998	11	104	2	Damien Berry	North Carolina	10/23/2010	19	109	1
James Jackson	Ohio State	8/27/1999	24	102	1	Lamar Miller	Maryland	11/6/2010	22	127	1
James Jackson	Florida A&M	9/4/1999	19	106	2	Lamar Miller	Virginia Tech	11/30/2010	15	164	1
James Jackson	Penn State	9/17/1999	33	143	2	Lamar Miller	Maryland	9/5/2011	18	128	1
Clinton Portis	East Carolina	9/25/1999	27	155	1	Lamar Miller	Ohio State	9/17/2011	26	185	0
James Jackson	Boston College	10/23/1999	22	135	1	Lamar Miller	Kansas State	9/24/2011	18	108	1
Clinton Portis	Virginia Tech	11/13/1999	27	149	0	Lamar Miller	Bethune-Cookman	10/1/2011	14	102	2
Clinton Portis	Rutgers	11/20/1999	27	133	1	Lamar Miller	Virginia Tech	10/8/2011	18	171	1
Clinton Portis	Georgia Tech	11/20/2000	12	117	1	Lamar Miller	Georgia Tech	10/22/2011	27	104	1
James Jackson	Georgia Tech	11/20/2001	21	116	1	Lamar Miller	Duke	11/5/2011	20	147	2
Clinton Portis	McNeese State	8/31/2000	9	141	1	Lamar Miller	Boston College	11/25/2011	12	123	1
James Jackson	Rutgers	9/30/2000	15	118	2	Duke Johnson	Boston College	9/1/2012	7	135	2
James Jackson	Florida State	10/7/2000	23	100	0	Mike James	North Carolina	10/13/2012	22	100	1
James Jackson	Lousiana Tech	10/28/2000	26	188	2	Duke Johnson	Virginia Tech	11/1/2012	11	104	1
James Jackson	Virginia Tech	11/4/2000	28	158	1	Duke Johnson	Virginia	11/10/2012	16	150	0
James Jackson	Syracuse	11/18/2000	23	108	2	Duke Johnson	Duke	11/24/2012	16	181	3
Clinton Portis	Penn State	9/1/2001	17	165	0	Duke Johnson	FAU	8/30/2013	19	186	1
Clinton Portis	Pitt	9/27/2001	24	136	3	Gus Edwards	Savannah State	9/21/2013	12	113	3
Clinton Portis	Florida State	10/17/2001	17	122	0	Duke Johnson	Georgia Tech	10/5/2013	22	184	0
Frank Gore	West Virginia	10/25/2001	6	125	2	Dallas Crawford	at North Carolina	10/17/2013	33	137	2
Clinton Portis	Temple	11/3/2001	20	118	1	Duke Johnson	Wake Forest	10/26/2013	30	168	2
Clinton Portis	Boston College	11/10/2001	36	173	0	Dallas Crawford	at Duke	11/16/2013	19	115	0
Frank Gore	Syracuse	11/17/2001	11	158	0	Duke Johnson	Duke	9/27/2014	25	155	1
Clinton Portis	Syracuse	11/17/2001	18	133	1	Duke Johnson	at Georgia Tech	10/4/2014	14	100	1
Clinton Portis	Washington	11/24/2001	12	105	0	Duke Johnson	Cincinnati	10/11/2014	10	162	1
Clinton Portis	Virginia Tech	12/1/2001	34	139	1	Joe Yearby	Cincinnati	10/11/2014	8	113	0
Clinton Portis	Nebraska	1/3/2002	20	112	1	Duke Johnson	at Virginia Tech	10/23/2014	29	249	1
Jason Geathers	Florida A&M	8/31/2002	22	103	2	Gus Edwards	at Virginia Tech	10/23/2014	20	115	2
Willis McGahee	Florida	9/7/2002	24	210	0	Duke Johnson	North Carolina	11/1/2014	19	177	2
Willis McGahee	Temple	9/14/2002	21	137	4	Joe Yearby	North Carolina	11/1/2014	22	104	1
Willis McGahee	Boston College	9/21/2002	17	140	2	Duke Johnson	Florida State	11/15/2014	27	130	1
Willis McGahee	UConn	10/5/2002	11	107	3	Duke Johnson	South Carolina	12/27/2014	24	132	0
Willis McGahee	Florida State	10/12/2002	26	105	1	Joe Yearby	at FAU	9/11/2015	18	146	1
Willis McGahee	West Virginia	10/26/2002	32	116	3	Joe Yearby	Nebraska	9/19/2015	17	125	1
Willis McGahee	Rutgers	11/2/2002	23	188	2	Joe Yearby	at Cincinnati	10/1/2015	17	113	1
Willis McGahee	Tennessee	11/9/2002	30	156	1	Mark Walton	FAMU	9/3/2016	15	116	1
Willis McGahee	Pitt	11/21/2002	19	164	2	Joe Yearby	FAMU	9/3/2016	7	105	2
Willis McGahee	Syracuse	11/30/2002	14	135	2	Gus Edwards	FAMU	9/3/2016	7	106	1
Willis McGahee	Virginia Tech	12/7/2002	39	209	6	Mark Walton	FAU	9/10/2016	17	155	4
Frank Gore	Louisiana Tech	8/28/2003	21	124	0	Joe Yearby	FAU	9/10/2016	20	121	1
Frank Gore	Florida	9/6/2003	24	132	2	Mark Walton	at Appal. State	9/17/2016	16	130	2
Frank Gore	East Carolina	9/13/2003	24	139	1	Mark Walton	Pittsburgh	11/5/2016	14	125	1
Jarrett Payton	Florida State	10/11/2003	26	110	0	Mark Walton	at Virginia	11/12/2016	16	111	1
Tyrone Moss	Temple	10/18/2003	15	131	1	Mark Walton	at NC State	11/19/2016	19	120	3
Jarrett Payton	Temple	10/18/2003	16	115	2	Mark Walton	Bethune-Cookman	9/2/2017	16	148	2
Tyrone Moss	Syracuse	11/15/2003	18	100	1	Travis Homer	Bethune-Cookman	9/2/2017	11	103	0
Jarrett Payton	Pitt	11/29/2003	17	131	1	Mark Walton	Toledo	9/23/2017	11	204	1
Tyrone Moss	Pitt	11/29/2003	21	115	2	Travis Homer	Georgia Tech	10/14/2017	20	170	1
Jarrett Payton	Florida State	11/1/2004	22	142	0	Travis Homer	Notre Dame	11/11/2017	18	146	0
Tyrone Moss	Houston	9/23/2004	19	148	2	DeeJay Dallas	at Toledo	9/15/2018	17	110	1
Frank Gore	Georgia Tech	10/2/2004	15	127	0	Travis Homer	FIU	9/22/2018	13	114	1
Frank Gore	Clemson	11/6/2004	20	115	2	DeeJay Dallas	North Carolina	9/27/2018	11	114	1
Frank Gore	Virginia	11/14/2004	28	201	1	DeeJay Dallas	Duke	11/3/2018	12	124	1
Tyrone Moss	Clemson	9/17/2005	31	141	3	Travis Homer	Duke	11/3/2018	18	133	1
Tyrone Moss	North Carolina	10/24/2005	24	199	4	Travis Homer	Pittsburgh	11/24/2018	8	168	1
Derron Thomas	Florida A&M	9/6/2006	11	109	0	DeeJay Dallas	at North Carolina	9/7/2019	14	107	0
Javaris James	Houston	9/30/2006	18	148	1	DeeJay Dallas	Bethune-Cookman	9/14/2019	12	108	3
Javaris James	North Carolina	10/6/2006	16	115	1	Cam Ron Harris	Georgia Tech	10/19/2019	18	136	0
Javaris James	Georgia Tech	10/28/2006	19	116	0						
Tyrone Moss	Virginia Tech	11/4/2006	13	107	1						
Graig Cooper	Duke	9/27/2007	12	101	1						
Javaris James	NC State	11/3/2007	18	115	0						
Graig Cooper	Texas A&M	9/20/2008	16	135	2						
Graig Cooper	North Carolina	9/27/2008	19	120	0						
Graig Cooper	UCF	10/11/2008	23	100	1						
Graig Cooper	Virginia	11/1/2008	24	136	0						
Graig Cooper	Georgia Tech	9/17/2009	17	101	0						



INDIVIDUAL SUPERLATIVES

100-YARD RECEIVING GAMES

PLAYER	OPPONENT	DATE	REC	YDS	TD
Rocky Belk	Virginia Tech	9/18/1982	6	116	0
Mark Rush	Florida State	10/30/1982	5	124	0
Rocky Belk	Maryland	11/6/1982	5	117	0
Rocky Belk	NC State	11/20/1982	5	112	2
Eddie Brown	Florida State	11/12/1983	8	150	1
Eddie Brown	Auburn	8/27/1984	8	157	0
Willie Smith	Florida	9/1/1984	11	152	0
Stanley Shakespeare	Michigan	9/8/1984	6	111	1
Stanley Shakespeare	Florida State	9/22/1984	8	109	0
Eddie Brown	Notre Dame	10/6/1984	7	126	0
Eddie Brown	Cincinnati	10/13/1984	5	136	2
Stanley Shakespeare	Pitt	10/20/1984	6	125	1
Eddie Brown	Louisville	11/3/1984	5	113	2
Willie Smith	Louisville	11/3/1984	10	124	0
Willie Smith	Maryland	11/10/1984	12	128	2
Melvin Bratton	Maryland	11/10/1984	7	169	0
Eddie Brown	Boston College	11/23/1984	10	220	0
Eddie Brown	Rice	9/14/1985	9	127	0
Michael Irvin	Boston College	9/28/1985	7	114	1
Bennie Blades	East Carolina	10/5/1985	4	117	1
Alonzo Highsmith	East Carolina	10/5/1985	5	114	1
Michael Irvin	Louisville	10/26/1985	5	145	1
Bennie Blades	Florida State	11/2/1985	5	123	2
Willie Smith	Maryland	11/9/1985	8	140	0
Michael Irvin	South Carolina	8/30/1986	6	101	0
Alonzo Highsmith	Texas Tech	9/13/1986	5	121	2
Michael Irvin	Texas Tech	9/13/1986	4	104	1
Bennie Blades	Tulsa	11/15/1986	4	106	1
Michael Irvin	E. Carolina	11/27/1986	8	194	2
Michael Irvin	Arkansas	9/26/1987	6	104	1
Michael Irvin	Florida State	10/3/1987	4	132	2
Michael Irvin	South Carolina	12/5/1987	7	121	1
Melvin Bratton	Oklahoma	11/1/1988	9	102	1
Cleveland Gary	Michigan	9/17/1988	9	162	2
Cleveland Gary	Notre Dame	10/15/1988	11	130	1
Andre Brown	Notre Dame	10/15/1988	8	125	2
Andre Brown	BYU	12/3/1988	10	131	0
Wesley Carroll	Wisconsin	9/9/1989	7	13	2
Dale Dawkins	Wisconsin	9/9/1989	5	114	0
Randal Hill	Cal	9/16/1989	7	108	1
Rob Chudzinski	Missouri	9/23/1989	8	101	1
Wesley Carroll	Cincinnati	10/7/1989	4	124	1
Dale Dawkins	San Jose State	10/14/1989	8	112	0
Wesley Carroll	San Jose State	10/14/1989	7	119	1
Wesley Carroll	Florida State	10/28/1989	10	119	0
Randal Hill	San Diego State	11/18/1989	6	138	0
Dale Dawkins	San Diego State	11/18/1989	7	111	2
Dale Dawkins	Notre Dame	11/25/1989	7	123	2
Lamar Thomas	BYU	9/8/1990	8	120	0
Wesley Carroll	Cal	9/15/1990	11	208	1
Randal Hill	Cal	9/15/1990	10	114	1
Wesley Carroll	Iowa	9/29/1990	6	146	2
Lamar Thomas	Kansas	10/13/1990	7	139	0
Lamar Thomas	Notre Dame	9/20/1990	5	114	0
Rob Chudzinski	Texas Tech	9/27/1990	6	112	1
Wesley Carroll	Boston College	11/17/1990	4	112	1
Randal Hill	San Diego State	12/1/1990	6	112	1
Wesley Carroll	Texas	11/1/1991	8	135	2
Horace Copeland	Arkansas	8/31/1991	4	131	1
Lamar Thomas	Houston	9/12/1991	6	138	2
Kevin Williams	Houston	9/12/1991	4	126	2
Lamar Thomas	Tulsa	9/28/1991	5	106	0
Horace Copeland	Penn State	10/12/1991	5	106	1
Horace Copeland	San Diego State	11/30/1991	6	141	2
Martin Patton	San Diego State	11/30/1991	2	112	1
Kevin Williams	Nebraska	11/1/1992	8	126	1
Horace Copeland	Arizona	9/26/1992	9	139	0
Lamar Thomas	Florida State	10/3/1992	7	104	1
Coleman Bell	Virginia Tech	10/24/1992	6	117	1
Coleman Bell	West Virginia	10/31/1992	8	114	0
Lamar Thomas	Temple	11/14/1992	4	116	0

PLAYER	OPPONENT	DATE	REC	YDS	TD
Horace Copeland	Syracuse	11/21/1992	5	107	0
Horace Copeland	San Diego State	11/28/1992	8	141	0
Lamar Thomas	San Diego State	11/28/1992	5	117	2
Jonathan Harris	Georgia Southern	10/2/1992	5	104	1
Chris Jones	Memphis	11/27/1993	7	152	1
Jonathan Harris	Memphis	11/27/1993	9	133	1
Chris Jones	Rutgers	10/1/1994	3	104	1
Yatli Green	Virginia Tech	9/23/1995	8	171	0
Jammi German	Temple	10/28/1995	6	169	2
Magic Benton	Citadel	9/5/1995	6	113	2
Magic Benton	Rutgers	9/12/1996	7	105	0
Tony Gaiter	Pitt	9/28/1996	4	135	3
Yatli Green	Florida State	10/12/1996	8	157	2
Yatli Green	Virginia Tech	11/16/1996	9	152	0
Tony Gaiter	Boston College	11/23/1996	4	127	1
Yatli Green	Syracuse	11/30/1996	6	129	1
Tony Gaiter	Virginia	12/27/1996	3	101	0
Reggie Wayne	Pitt	9/18/1997	9	137	0
Daniel Franks	Temple	10/25/1997	5	110	1
Reggie Wayne	Rutgers	11/15/1997	7	112	0
Reggie Wayne	Virginia Tech	9/19/1998	6	153	2
Santana Moss	Rutgers	10/3/1998	6	146	3
Andre King	UCLA	12/5/1998	8	124	0
Santana Moss	NC State	12/29/1998	5	124	1
Santana Moss	Ohio State	8/27/1999	3	115	1
Santana Moss	Florida State	10/9/1999	9	180	2
Reggie Wayne	West Virginia	9/23/2000	7	127	2
Santana Moss	Florida State	10/7/2000	7	115	0
Santana Moss	Virginia Tech	11/4/2000	4	115	2
Andre Johnson	Rutgers	9/8/2001	2	104	1
Andre Johnson	Florida State	10/17/2001	5	111	2
Andre Johnson	Syracuse	11/17/2001	4	116	2
Andre Johnson	Nebraska	1/3/2002	7	199	2
Andre Johnson	West Virginia	10/26/2002	6	111	2
Quadrine Hill	West Virginia	10/26/2002	6	108	0
Andre Johnson	Tennessee	11/9/2002	5	103	0
Andre Johnson	Syracuse	11/30/2002	6	181	1
Andre Johnson	Virginia Tech	12/7/2002	6	193	1
Kellen Winslow	Ohio State	1/3/2002	11	122	1
Kevin Beard	Florida	9/6/2003	7	164	1
Kellen Winslow	West Virginia	10/2/2003	10	104	0
Kellen Winslow	Florida State	10/11/2003	7	106	0
Ryan Moore	Virginia Tech	11/1/2003	7	101	0
Sinorice Moss	Florida State	9/10/2004	4	112	1
Roscoe Parrish	Wake Forest	11/20/2004	5	141	1
Sinorice Moss	Colorado	9/24/2005	5	111	1
Sinorice Moss	Temple	10/15/2005	3	122	1
Lance Leggett	Duke	10/21/2006	6	131	0
Sam Shields	Nevada	12/31/2006	4	101	1
Darnell Jenkins	FIU	9/15/2007	5	108	0
Sam Shields	Texas A&M	9/20/2007	6	117	0
Darnell Jenkins	North Carolina	10/6/2007	3	110	1
Darnell Jenkins	Florida State	10/20/2007	4	106	0
Dedrick Epps	NC State	11/29/2008	4	101	1
Travis Benjamin	Florida State	9/7/2009	4	128	1
Leonard Hankerson	Duke	11/21/2009	8	143	1
Leonard Hankerson	Florida A&M	9/2/2010	6	115	2
Leonard Hankerson	Clemson	10/2/2010	7	147	3
Travis Benjamin	Maryland	11/6/2010	5	127	0
Leonard Hankerson	Georgia Tech	11/13/2010	3	132	1
Leonard Hankerson	USF	11/27/2010	9	127	0
Tommy Streeter	Virginia	10/27/2011	7	176	2
Phillip Dorsett	Georgia Tech	9/22/2012	9	184	1
Davon Johnson	Georgia Tech	9/22/2012	7	107	0
Phillip Dorsett	NC State	9/29/2012	7	191	2
Rashawn Scott	NC State	9/29/2012	6	180	2
Phillip Dorsett	Virginia	11/10/2012	6	103	1
Allen Hurns	Savannah State	9/21/2013	2	100	1
Allen Hurns	Georgia Tech	10/5/2013	4	108	1
Allen Hurns	Virginia Tech	11/9/2013	4	142	1
Allen Hurns	at Duke	11/16/2013	8	107	0
Herb Waters	at Duke	11/16/2013	9	116	2
Allen Hurns	Virginia	11/23/2013	6	126	1
Allen Hurns	at Pittsburgh	11/29/2013	9	173	0

INDIVIDUAL SUPERLATIVES

PLAYER	OPPONENT	DATE	REC	YDS	TD	PLAYER	OPPONENT	DATE	REC	YDS	TD
Phillip Dorsett	Arkansas State	9/13/2014	4	201	2	Ahmmoon Richards	at NC State	11/19/2016	9	117	0
Phillip Dorsett	Cincinnati	10/11/2014	3	143	2	Stacy Coley	Duke	11/26/2016	9	118	1
Clive Walford	Florida State	11/15/2014	4	127	1	David Njoku	Duke	11/26/2016	2	134	2
Clive Walford	at Virginia	11/22/2014	7	105	0	Braxton Berrios	Toledo	9/23/2017	5	105	1
Phillip Dorsett	Pittsburgh	11/29/2014	5	103	1	Ahmmoon Richards	at Duke	9/29/2017	3	106	1
Rashawn Scott	BCU	9/5/2015	6	100	1	Darrell Langham	Georgia Tech	10/14/2017	5	100	0
Herb Waters	at FAU	9/11/2015	5	102	0	Jeff Thomas	at North Carolina	10/28/2017	3	101	1
Rashawn Scott	Nebraska	9/19/2015	9	151	0	Jeff Thomas	LSU	9/2/2018	5	132	0
Stacy Coley	at Florida State	10/1/2015	7	139	1	Jeff Thomas	at Toledo	9/15/2018	5	105	1
Rashawn Scott	at Florida State	10/1/2015	6	108	1	Brevin Jordan	Virginia Tech	10/5/2019	7	136	1
Stacy Coley	Virginia	11/7/2015	7	132	1	Jeff Thomas	Virginia Tech	10/5/2019	6	124	2
Ahmmoon Richards	at Appal. State	9/17/2016	4	142	0	Mike Harley	Louisville	11/9/2019	6	116	2
Ahmmoon Richards	Pittsburgh	11/5/2016	8	144	0						
Ahmmoon Richards	at Virginia	11/12/2016	3	100	1						





TEAM SEASON BESTS

RUSHING

MOST ATTEMPTS

1.	567	1957
2.	557	1977
3.	547	1971
4.	542	1956
5.	541	1978
6.	540	1974
7.	523	1952
8.	521	1973
9.	520	1976
10.	519	1972

FEWEST ATTEMPTS

1.	318	1963
2.	365	1949
3.	369	1964
4.	371	2012
5.	372	1991
6.	381	1992
7.	393	1969
8.	395	1953
9.	398	2011
10.	401	1988

MOST YARDS

1.	2,558	1954
2.	2,540	1957
3.	2,388	2010
4.	2,379	2002
5.	2,345	2014
6.	2,338	2003
7.	2,328	1978
8.	2,251	2001
9.	2,232	1998
10.	2,210	1955

FEWEST YARDS

1.	798	1968
2.	1,092	1979
3.	1,204	1964
4.	1,213	1970
5.	1,227	1963
6.	1,264	1965
7.	1,325	1992
8.	1,344	1969
9.	1,351	1981
10.	1,376	1953

MOST YARDS PER GAME

1.	284.2	1954
----	-------	------

2.	254.0	1957
3.	245.5	1955
4.	211.6	1978
5.	209.7	1956
6.	204.6	2001
7.	202.9	1998
8.	194.8	2000
9.	187.0	1951
10.	185.1	1960

FEWEST YARDS PER GAME

1.	79.8	1968
2.	99.3	1979
3.	110.3	1970
4.	116.0	2005
5.	119.9	2015
6.	120.4	1964
7.	120.5	1992
8.	122.7	1963
9.	122.8	1981
10.	126.4	1965

MOST YARDS PER ATTEMPT

1.	5.48	2002
2.	5.33	2001
3.	5.30	2014
4.	5.11	1954
5.	5.05	2017
6.	4.94	2000
7.	4.89	1998
8.	4.84	2010
9.	4.78	2013
10.	4.76	1955

FEWEST YARDS PER ATTEMPT

1.	1.88	1968
2.	2.63	1970
3.	2.64	1979
4.	2.67	1977
5.	2.83	1981
6.	2.96	1965
7.	3.14	1975
8.	3.19	1958
9.	3.26	1964
10.	3.29	1976

MOST TOUCHDOWNS

1.	33	2002
2.	29	1954
	29	1998
4.	27	1990
5.	26	1997
6.	25	1994

	25	2001
	25	2013
9.	24	2016
	24	1987
	24	2000

FEWEST TOUCHDOWNS

1.	3	1977
2.	5	1963
3.	7	1958
4.	9	1961
	9	1968
	9	1988
7.	10	1970
8.	11	1965
	11	1975
10.	12	1966
	12	1981

PASSING

MOST COMPLETIONS

1.	279	1984
2.	268	2015
3.	264	2012
4.	263	2016
5.	260	1988
6.	259	1992
7.	254	1989
8.	246	2009
	246	1990
10.	245	2003

FEWEST COMPLETIONS

1.	35	1935
2.	43	1954
3.	48	1957
4.	52	1951
5.	54	1955
6.	55	1949
7.	59	1948
8.	61	1953
	61	1956
10.	64	1960

MOST ATTEMPTS

1.	465	1989
2.	457	1992
3.	450	1984
4.	449	2015
5.	447	2012
6.	443	2010
7.	441	1988



TEAM SEASON BESTS

8.	434	1990
9.	432	2002
10.	426	2016
	426	2017

FEWEST ATTEMPTS

1.	65	1945
2.	87	1954
3.	95	1955
4.	105	1957
5.	112	1960
6.	127	1951
7.	129	1853
8.	143	1949
	143	1956
10.	146	1948

MOST YARDS

1.	3,826	1984
2.	3,695	2002
3.	3,602	2015
4.	3,573	1990
5.	3,564	2016
6.	3,545	2012
7.	3,503	1988
8.	3,501	1985
9.	3,476	1992
10.	3,452	2013

FEWEST YARDS

1.	269	1945
2.	429	1957
3.	553	1954
4.	675	1949
5.	721	1956
6.	762	1960
7.	782	1953
8.	800	1951
9.	826	1948
10.	903	1955

MOST TOUCHDOWNS

1.	35	1988
2.	32	2002
3.	30	1986
4.	27	2016
	27	1999
6.	26	2014
	26	2000
	26	2017
9.	25	1984
	25	2009
	25	2013

FEWEST TOUCHDOWNS

1.	3	1947
	3	1971
3.	4	1953
	4	1954
	4	1955
	4	1973
7.	5	1952
	5	1956
	5	1958
	5	1959
	5	1964
	5	1975
	5	1987

TOTAL OFFENSE

MOST TOTAL YARDS

1.	6,074	2002
2.	5,594	2014
3.	5,542	2016
4.	5,536	2013
5.	5,493	2010
6.	5,367	1984
7.	5,312	1990
8.	5,282	2012
9.	5,243	2017
10.	5,199	2009

FEWEST TOTAL YARDS

1.	1,406	1944
2.	2,158	1953
3.	2,207	1949
4.	2,216	1964
5.	2,299	1948
6.	2,543	1965
7.	2,612	1958
8.	2,613	1960
9.	2,727	1959
10.	2,799	1975

MOST YARDS PER GAME

1.	482.9	1990
2.	467.2	2002
3.	461.5	1985
4.	460.8	2000
5.	454.8	2001
6.	454.1	1989
7.	452.5	1988
8.	451.5	1998
9.	441.3	1991
10.	440.2	2012

FEWEST YARDS PER GAME

1.	156.2	1944
2.	221.6	1964
3.	229.9	1948
4.	239.8	1953
5.	245.2	1949
6.	254.3	1965
7.	254.9	1977
8.	257.4	1952
9.	261.2	1958
10.	261.3	1960

MOST PLAYS

1.	936	2010
2.	917	2003
3.	898	1989
4.	887	2002
5.	879	2009
6.	873	2015
7.	865	1984
8.	861	2016
9.	860	1999
10.	842	1996

FEWEST PLAYS

1.	508	1949
2.	524	1953
3.	527	1947
4.	546	1964
5.	560	1955
6.	565	1948
7.	577	1960
8.	588	1954
9.	622	1951
10.	639	1965

MOST FIRST DOWNS

1.	288	1984
	288	2010
3.	275	2009
4.	270	1989
5.	267	2002
6.	266	1990
	266	1994
8.	264	2003
9.	261	2016
10.	260	2001

FEWEST FIRST DOWNS

1.	77	1944
2.	98	1949
3.	103	1948
4.	119	1953



TEAM SEASON BESTS

5.	130	1964	35	1955	10.	43	1962
6.	138	1960	35	1960		43	1984
7.	141	1951	10.	37	1956		
	141	1958					
9.	144	1975					
10.	150	1955					
	150	1965					

MOST FIRST DOWNS, RUSHING

1.	135	1938
2.	129	1957
3.	125	1954
4.	124	1978
5.	122	2010
6.	120	1994
7.	117	1974
8.	115	2003
9.	114	2014
10.	112	1955

FEWEST FIRST DOWNS, RUSHING

1.	53	1968
2.	61	1979
3.	65	1970
4.	66	1949
	66	1963
6.	70	1964
7.	75	1975
8.	76	1969
9.	79	1953
	79	1988
	79	2015

MOST FIRST DOWNS, PASSING

1.	169	2009
2.	161	1988
3.	159	1984
4.	156	1990
5.	153	1989
	153	1992
7.	152	2015
8.	151	2002
9.	149	1985
10.	148	2016
	148	2010

FEWEST FIRST DOWNS, PASSING

1.	11	1945
2.	23	1957
3.	24	1954
4.	27	1948
	27	1949
6.	29	1951
7.	35	1953

MOST FIRST DOWNS, PENALTY

1.	26	2012
2.	25	1989
3.	23	1984
4.	20	1987
	20	2005
	20	2013
7.	18	2016
	18	1979
	18	2010
	18	2015

FEWEST FIRST DOWNS, PENALTY

1.	1	1952
2.	3	1955
3.	5	1971
	5	1975
	5	1949
	5	1953
	5	1957
8.	6	1950
	6	1960
10.	7	1951
	7	1954
	7	1972

PUNTING

MOST PUNTS

1.	92	1939
2.	84	1970
3.	77	1977
4.	76	1968
	76	2017
6.	74	1971
7.	73	1951
8.	72	1948
	72	1957
	72	1978

FEWEST PUNTS

1.	30	1954
2.	33	1985
3.	36	1955
	36	1987
5.	38	1991
	38	2001
7.	39	1988
8.	40	1953
	40	1994

HIGHEST PUNTING AVERAGE

1.	44.8	2013
2.	44.1	2016
3.	44.0	2010
4.	42.8	2014
5.	42.7	2011
6.	42.5	2015
7.	42.4	2000
8.	42.3	1969
9.	40.9	2005
10.	40.8	1984

LOWEST PUNTING AVERAGE

1.	32.4	1962
2.	32.6	1953
3.	33.1	1958
4.	33.2	1954
5.	33.3	1961
6.	33.6	1950
	33.6	1957
8.	34.0	1949
9.	34.5	1951
	34.5	1994

PUNT RETURNS

MOST RETURNS

1.	52	1989
2.	50	2002
3.	47	2003
4.	45	2000
5.	44	1985
	44	2001
7.	43	1986
	43	1991
9.	42	2004
10.	41	1950
	41	1970

FEWEST RETURNS

1.	11	2011
2.	14	2017
3.	15	1966
4.	17	1955
	17	1960
	17	2012
7.	18	1958
	18	1979
9.	19	1984
10.	20	1975

TEAM SEASON BESTS

MOST RETURN YARDS

1.	832	2000
2.	707	1947
3.	697	2004
4.	662	2002
5.	636	1989
6.	622	1991
7.	583	2001
8.	531	2003
9.	528	1999
10.	475	1954

FEWEST RETURN YARDS

1.	90	1966
2.	105	1975
3.	118	2012
4.	121	2011
5.	129	1978
6.	131	1974
7.	137	1984
8.	139	1983
9.	145	2014
10.	146	1958
	146	1977

HIGHEST RETURN AVERAGE

1.	26.2	1947
2.	19.8	2018
	19.8	1954
4.	18.5	2000
5.	16.6	2004
6.	15.7	2017
7.	15.4	1949
8.	15.1	1948
9.	14.5	1991
10.	14.1	1967

LOWEST RETURN AVERAGE

1.	3.4	1983
2.	4.5	2010
3.	4.9	1977
4.	5.3	1975
	5.3	1976
6.	5.6	1978
7.	5.8	1973
8.	5.9	1959
9.	6.0	1966
	6.0	1974

MOST TOUCHDOWNS

1.	7	2004
2.	5	2000
3.	3	1986

	3	1991
	3	1995
	3	2001
7.	2	1954
	2	1996
	2	1999
	2	2003
	2	2009

KICK RETURNS

MOST RETURNS

1.	60	2013
2.	57	2009
3.	53	1944
	53	2008
5.	49	2007
6.	45	2012
7.	44	1984
	44	2010
9.	43	1979
	43	2011

FEWEST RETURNS

1.	12	1956
2.	15	1961
3.	16	1955
4.	17	1950
	17	1949
6.	18	1992
7.	19	1951
8.	20	1993
9.	21	2016
	21	1981

MOST RETURN YARDS

1.	1,505	2013
2.	1,235	2009
	1,235	2012
4.	1,054	1970
5.	1,020	2008
6.	944	2007
7.	915	1971
	915	2011
9.	870	1979
10.	865	2010

FEWEST RETURN YARDS

1.	253	1950
2.	263	1956
3.	277	1949
4.	280	1951
5.	347	1955

6.	349	1991
7.	351	1993
8.	352	1989
9.	353	1961
10.	379	1968

HIGHEST RETURN AVERAGE

1.	27.4	2012
2.	27.2	1996
3.	25.2	2003
4.	25.1	2013
5.	24.7	1978
6.	24.1	1954
	24.1	1971
8.	23.5	1961
9.	23.2	2018
9.	22.7	2000

LOWEST RETURN AVERAGE

1.	9.3	1963
2.	10.4	1970
3.	14.2	1984
4.	14.7	1951
	14.7	1989
6.	14.9	1950
7.	15.2	1968
8.	15.9	1948
	15.9	1991
10.	16.3	1949

MOST TOUCHDOWNS

1.	2	1954
	2	1970
	2	1976
	2	1978
	2	2012
6.	1	1961
	1	1970
	1	1971
	1	1975
	1	1980
	1	1996
	1	2003
	1	2004
	1	2010
	1	2013
	1	2015

DEFENSE

MOST QB SACKS (SINCE 1981)

1.	52	1989
2.	50	1988
3.	49	1986



TEAM SEASON BESTS

4.	48	1992
5.	47	2002
6.	45	1993
7.	44	1987
	44	1990
	44	1991
	44	2017

4.	4	1985
	4	1992
	4	2003
7.	3	1988
	3	1954
9.	2	11 times
	last:	2017

6.	88	1958
7.	91	1935
8.	96	1931
9.	106	1927
10.	116	1963

FUMBLES

FEWEST QB SACKS (SINCE 1981)

1.	13	2012
2.	16	1984
3.	23	1997
4.	24	2009
	24	2000
	24	2011
7.	25	1995
8.	26	2015
9.	27	2014
	27	1981

MOST INT RETURN YARDS

1.	539	2001
2.	460	1967
3.	456	1954
4.	416	1950
5.	415	2000
6.	374	1952
7.	328	2002
8.	306	2003
9.	286	1988
10.	283	1986

MOST FUMBLES

1.	49	1971
2.	48	1973
	48	1972
4.	43	1950
5.	40	1978
6.	38	1974
7.	36	1970
8.	33	1948
9.	32	1957
	32	1966
	32	1985
	32	1996

MOST INTERCEPTIONS

1.	34	1950
2.	28	1954
3.	27	2001
4.	26	1967
5.	23	1948
	23	2000
7.	21	1951
	21	1952
	21	1971
	21	1979
	21	1989

FEWEST RETURN YARDS

1.	11	1963
2.	36	2008
3.	52	1976
4.	57	1973
5.	58	2016
6.	64	1958
7.	67	1964
8.	74	1959
	74	2011
10.	78	1970
	78	1974

FEWEST FUMBLES

1.	7	2016
2.	10	2017
3.	11	2008
	11	2012
5.	14	2009
	14	2013
7.	15	2004
8.	16	1992
	16	1963
10.	17	1955
	17	2011

FEWEST INTERCEPTIONS

1.	4	1957
	4	1976
	4	2008
4.	5	1963
5.	6	2011
6.	7	1997
7.	8	2016
	8	1973
9.	9	2009
	9	1998
	9	1974
	9	1970
	9	1956
	9	1947

MOST INT RETURNS FOR TDs

1.	6	2000
2.	5	2001
	5	1967

SCORING

MOST POINTS SCORED

1.	527	2002
2.	475	2001
3.	469	2000
4.	446	2016
5.	440	2013
6.	420	1986
7.	404	1999
8.	402	1998
9.	401	1990
10.	399	1985

FEWEST POINTS SCORED

1.	26	1930
2.	45	1929
3.	49	1932
4.	73	1944
5.	80	1947

MOST FUMBLES LOST

1.	26	1972
2.	24	1950
3.	22	1948
	22	1973
5.	21	1958
6.	20	1962
	20	1970
	20	1988
9.	18	1969
	18	1971
	18	1982

FEWEST FUMBLES LOST

1.	3	2016
2.	4	2009
	4	2017
4.	5	2015
	5	2008

TEAM SEASON BESTS

6.	5	1997
7.	6	1995
	6	1992
9.	7	1987
	7	2004

PENALTIES

MOST PENALTIES

1.	124	2002
	124	2003
3.	121	2001
	121	2015
5.	119	1991
6.	107	1989
	107	2010
8.	104	1992
9.	98	1998
10.	97	2000

FEWEST PENALTIES

1.	27	1953
2.	39	1975
3.	40	1960
4.	42	1965
5.	43	1948
6.	46	1966
	46	1978
8.	48	1967
9.	49	1969
	49	1974

MOST PENALTY YARDS

1.	1,094	2015
2.	1,055	2002
3.	1,027	2003
4.	996	1991
5.	944	2001
6.	909	1992
	909	2010
8.	887	2000
9.	880	1989
10.	876	2016

FEWEST PENALTY YARDS

1.	236	1953
2.	380	1965
3.	385	1975
4.	405	1973
5.	428	1960
6.	429	1978
7.	434	1948
8.	442	1966
9.	443	1967
10.	456	1959





TEAM SINGLE-GAME BESTS

MIAMI

RUSHING

MOST ATTEMPTS

OPPONENT	DATE
69 East Carolina	Nov. 8, 1980
66 Florida State	Sept. 18, 1976
64 Auburn	Oct. 27, 1967

FEWEST ATTEMPTS

OPPONENT	DATE
14 Florida State	Oct. 4, 2008
16 Pittsburgh	Nov. 30, 1963
16 Boston College	Nov. 25, 2011
19 Florida State	Oct. 10, 2015
21 Pittsburgh	Oct. 23, 1965
21 Alabama	Nov. 15, 1969

MOST YARDS

OPPONENT	DATE
498 Pacific	Oct. 11, 1974
497 Spring Hill	Sept. 30, 1938
454 East Carolina	Nov. 8, 1980

FEWEST YARDS

OPPONENT	DATE
-85 Auburn	Oct. 26, 1968
-33 Florida State	Oct. 4, 1997

PASSING

MOST YARDS

OPPONENT	DATE
566 NC State	Sept. 29, 2012
485 San Diego State	Nov. 30, 1991
473 California	Sept. 15, 1990
468 San Diego State	Nov. 18, 1989
463 USF	Nov. , 2012

FEWEST YARDS

OPPONENT	DATE
-6 N.C. State	Oct. 18, 1957

MOST ATTEMPTS

OPPONENT	DATE
59 Memphis	Nov. 27, 1993
54 West Virginia	Oct. 2, 2003
53 San Diego State	Nov. 30, 1991
52 NC State	Sept. 29, 2012

MOST COMPLETIONS

OPPONENT	DATE
37 West Virginia	Oct. 2, 2003
35 Memphis	Nov. 27, 1993
33 Arkansas	Nov. 26, 1988

MOST TOUCHDOWNS

OPPONENT	DATE
6 Missouri	Oct. 1, 1988
6 Cincinnati	Oct. 22, 1988
6 Cincinnati	Oct. 13, 1984
5 NC State	Oct. 23, 2004
5 Duke	Oct. 8, 2005
5 Wake Forest	Nov. 12, 2005
5 Duke	Oct. 18, 2008
5 NC State	Sept. 29, 2012

MOST INTERCEPTIONS THROWN

OPPONENT	DATE
7 Tulsa	Dec. 1, 1944
7 Texas A&M	Dec. 8, 1944

TOTAL OFFENSE

OPPONENT	DATE	ADD'L STATS
689 UCLA	12/5/1998	371 rush, 318 pass
655 Boston College	11/23/1984	
208 rush, 447 pass		
651 NC State	9/29/2012	85 rush, 566 pass
646 at Duke	12/24/2012	248 rush, 398 pass
637 Savannah St.	9/21/2013	324 rush, 313 pass
621 Cincinnati	10/11/2014	335 rush, 286 pass

FEWEST TOTAL YARDS

OPPONENT	DATE	ADD'L STATS
22 Kentucky	Nov. 3, 1951	7 rush, 15 pass
87 Notre Dame	Nov. 27, 1965	-17 rush, 104 pass
111 Notre Dame	Oct. 9, 1971	60 rush, 51 pass

MOST FIRST DOWNS

OPPONENT	DATE
33 Cincinnati	Oct. 24, 1987
32 Boston College	Nov. 23, 1996
32 Kansas	Nov. 23, 1984
32 Vanderbilt	Oct. 3, 1981
32 Alabama	Dec. 7, 1963
32 Kansas	Oct. 25, 1957

MOST FIRST DOWNS, RUSHING

OPPONENT	DATE
27 Pacific	Oct. 11, 1974
24 Kansas	Oct. 25, 1957
23 Spring Hill	Sept. 30, 1938

MOST FIRST DOWNS, PASSING

OPPONENT	DATE
23 Notre Dame	Oct. 15, 1988
23 California	Sept. 15, 1990
21 Notre Dame	Nov. 30, 1985

MOST FIRST DOWNS, BY PENALTY

OPPONENT	DATE
8 Florida State	Oct. 28, 1989
5 Wake Forest	Nov. 21, 1969
5 BYU	Dec. 3, 1988
5 NC State	Sept. 29, 2012
5 North Carolina	Oct. 13, 2012

DEFENSE

MOST SACKS

OPPONENT	DATE
11 NC State	Nov. 20, 1982
11 San Diego State	Nov. 18, 1989

MOST INTERCEPTIONS

OPPONENT	DATE
7 Charleston CG	Oct. 23, 1943
7 Georgetown	Nov. 3, 1950
7 Florida	Dec. 2, 1978

MOST INT RETURN YARDS

OPPONENT	DATE
169 Fordham	Oct. 29, 1954

PUNT RETURNS

MOST YARDS

OPPONENT	DATE
199 Boston College	Nov. 25, 2000
192 Louisiana Tech	Sept. 18, 2004

KICK RETURNS

MOST YARDS

OPPONENT	DATE
273 Syracuse	Nov. 28, 1998

SCORING

MOST POINTS SCORED

OPPONENT	DATE
77 Savannah State	Sept. 21, 2013
75 Fordham	Oct. 29, 1954

MOST POINTS ALLOWED

OPPONENT	DATE
70 Texas A&M	Dec. 8, 1944

MOST POINTS SCORED IN A DEFEAT

OPPONENT	DATE
45 Boston College	Nov. 23, 1984

MOST POINTS ALLOWED IN A VICTORY

OPPONENT	DATE
45 Virginia Tech	Dec. 7, 2002

MOST POINTS SCORED, QUARTER

OPPONENT	DATE QTR
42 FAMU	Sept. 3, 2016 3rd

MOST POINTS ALLOWED, QUARTER

OPPONENT	DATE QTR
28 Syracuse	Nov. 21, 1970 2nd
28 Houston	Dec. 5, 1970 2nd

MOST POINTS SCORED IN A SHUTOUT VICTORY

OPPONENT	DATE
62 Havana	Oct. 27, 1928

MOST POINTS ALLOWED IN A SHUTOUT LOSS

OPPONENT	DATE
58 Clemson	Oct. 24, 2015

LARGEST MARGIN OF VICTORY

OPPONENT	DATE
SCORE	
70 Savannah State	Sept. 21, 2013 77-7
68 Fordham	Oct. 29, 1954 75-7

LARGEST MARGIN OF DEFEAT

OPPONENT	DATE
SCORE	
58 Clemson	Oct. 24, 2015 0-58

FUMBLES

MOST FUMBLES

OPPONENT	DATE
9 NC State	Nov. 5, 1971

TEAM SINGLE-GAME BESTS

MOST FUMBLES LOST

OPPONENT	DATE
5 Holy Cross	Oct. 8, 1954
5 Boston College	Oct. 25, 1958
5 LSU	Oct. 10, 1959
5 Indiana	Oct. 23, 1964
5 Maryland	Oct. 2, 1970

PENALTIES

MOST PENALTIES

OPPONENT	DATE	ADD'L
23 Duke	10/31/15	194 yards
18 Boston College		11/23/91
138 yards		
18 Virginia Tech	10/24/1998	160 yards

OPPONENT

RUSHING

MOST ATTEMPTS

OPPONENT	DATE
81 Oklahoma	Oct. 6, 1973
74 Pittsburgh	Oct. 23, 1965
74 Notre Dame	Dec. 1, 1973

FEWEST ATTEMPTS

OPPONENT	DATE
17 Rice	Sept. 14, 1985
18 Pittsburgh	Oct. 20, 1984
18 Louisiana Tech	Oct. 28, 2000

MOST YARDS

OPPONENT	DATE
536 Auburn	Nov. 24, 1944
472 Georgia Tech	Nov. 20, 2008
448 Notre Dame	Dec. 1, 1973

FEWEST YARDS

OPPONENT	DATE
-47 Florida A&M	Sept. 13, 1980
-32 Spring Hill	Sept. 30, 1938

PASSING

MOST YARDS

OPPONENT	DATE
513 UCLA	Dec. 5, 1998
472 Boston College	Nov. 23, 1984
447 Louisville	Dec. 28, 2013
441 Boston College	Sept. 1, 2012
440 NC State	Sept. 29, 2012

FEWEST YARDS

OPPONENT	DATE
0 SE Louisiana	Oct. 11, 1935
0 Mississippi	Oct. 26, 1951
0 Auburn	Oct. 4, 1974

MOST ATTEMPTS

OPPONENT	DATE
62 Duke	Nov. 24, 2012
60 Cincinnati	Oct. 11, 2014
59 Memphis	Nov. 27, 1993
59 Houston	Sept. 12, 1991
55 BYU	Sept. 8, 1990
55 California	Sept. 15, 1990
55 Clemson	Sept. 17, 2005

MOST COMPLETIONS

OPPONENT	DATE
40 Virginia	Nov. 10, 2012
38 BYU	Sept. 8, 1990
36 Duke	Nov. 24, 2012
35 Wake Forest	Oct. 31, 2009
35 Louisville	Dec. 28, 2013
34 Duke	Nov. 26, 2016
34 Florida	Nov. 27, 1971
34 Boston College	Nov. 23, 1984

MOST TOUCHDOWNS

OPPONENT	DATE
6 Oklahoma	Sept. 8, 2007
5 Florida	Nov. 27, 1971
5 UCLA	Dec. 5, 1998
4 Syracuse	Nov. 21, 1970
4 NC State	Oct. 23, 2004
4 NC State	Sept. 29, 2012
4 Duke	Nov. 24, 2012
4 Nebraska	Sept. 19, 2015

MOST INTERCEPTIONS THROWN

OPPONENT	DATE
7 Charleston CG	Oct. 23, 1943
7 Georgetown	Nov. 3, 1950
7 Florida	Dec. 2, 1978

TOTAL OFFENSE

MOST TOTAL YARDS

OPPONENT	DATE	STATS
670 UCLA	12/5/1998	157 rush, 513 pass
664 NC State	9/29/2012	224 rush, 440 pass
627 BC	11/23/1984	155 rush, 472 pass
587 Notre Dame	10/6/2012	376 rush, 211 pass
583 Duke	11/24/2012	151 rush, 432 pass
574 Notre Dame	12/1/1973	448 rush, 126 pass

FEWEST TOTAL YARDS

OPPONENT	DATE	ADD'L STATS
-2 Spring Hill	9/30/1938	-32 rush, 30 pass
14 Florida A&M	9/13/1980	-47 rush, 61 pass
51 Miami (Ohio)	11/7/1987	-19 rush, 70 pass

MOST FIRST DOWNS

OPPONENT	DATE
34 Notre Dame	Oct. 6, 2012
33 Clemson	Oct. 24, 2015
33 Wake Forest	Oct. 31, 2009
30 Boston College	Nov. 23, 1984
30 Florida State	Oct. 13, 2001
30 North Carolina	Oct. 30, 2004
30 NC State	Sept. 29, 2012
30 North Carolina	Oct. 13, 2012
30 Duke	Nov. 24, 2012

MOST FIRST DOWNS, RUSHING

OPPONENT	DATE
24 Auburn	Nov. 24, 1944

MOST FIRST DOWNS, PASSING

OPPONENT	DATE
23 Louisville	Dec. 28, 2013
20 Boston College	Nov. 23, 1984
20 BYU	Sept. 8, 1990
19 Georgia	Oct. 18, 1963
19 Penn State	Oct. 31, 1981
18 Boston College	Sept. 1, 2012

MOST FIRST DOWNS, BY PENALTY

OPPONENT	DATE
6 Virginia Tech	Oct. 24, 1992
6 Duke	Nov. 24, 2012
5 Virginia Tech	Sept. 18, 1982

PUNT RETURNS

MOST YARDS

OPPONENT	DATE
187 Vanderbilt	Nov. 14, 1948

KICK RETURNS

MOST YARDS

OPPONENT	DATE
273 Syracuse	Nov. 28, 1998
222 Tampa	Oct. 10, 1942

DEFENSE

MOST SACKS

OPPONENT	DATE
9 Florida State	Sept. 5, 2005
8 Virginia Tech	Oct. 20, 2016
7 Georgia Tech	Nov. 19, 2005
6 Virginia Tech	Sept. 23, 1995
6 Florida State	Oct. 12, 1996
6 West Virginia	Sept. 27, 1997
6 Syracuse	Nov. 20, 1997
6 USF	Nov. 19, 2011

MOST INTERCEPTIONS

OPPONENT	DATE
7 Tulsa	Dec. 1, 1944
7 Texas A&M	Dec. 8, 1944

MOST INT RETURN YARDS

OPPONENT	DATE
214 North Carolina	Nov. 14, 2009

FUMBLES

MOST FUMBLES

OPPONENT	DATE
8 Houston	Dec. 5, 1970
8 Louisiana Tech	Sept. 18, 2004
7 Boston College	Nov. 4, 1955

MOST FUMBLES LOST

OPPONENT	DATE
6 Florida State	Oct. 5, 1962
6 Tulane	Nov. 7, 1970
6 Vanderbilt	Nov. 15, 1980

PENALTIES

MOST PENALTIES

OPPONENT	DATE
ADD'L STATS	
18 Kentucky	Oct. 30, 1959 148 yards

