



M I A M I

HURRICANES

2020-21 WOMEN'S BASKETBALL MEDIA GUIDE





798

VICTORIES

29

ALL-CONFERENCE
HONOREES

28

1,000-POINT SCORERS

22

POSTSEASON BERTHS

17

20-WIN SEASONS

14

NCAA TOURNAMENT
APPEARANCES

11

ALL-AMERICA
HONOREES

10

CONSECUTIVE
POSTSEASON TRIPS

7

WNBA PLAYERS/
DRAFTEES

3

CONFERENCE REGULAR
SEASON TITLES

2

CONFERENCE PLAYERS
OF THE YEAR

1

NATIONAL PLAYER
OF THE YEAR



TABLE OF CONTENTS

INTRODUCTION

INTRODUCTION

1	Table of Contents
2	2020-21 Schedule
3	Quick Facts
4	Athletics Communications, Creative & Marketing
5	Media Policies
6	Facilities
7	University Administration
8-12	Athletics Administration
13-14	Opponent Quick Facts

COACHES & STAFF

16-18	Head Coach Katie Meier
19	Associate Head Coach Octavia Blue
21	Assistant Coach Fitzroy Anthony
22	Assistant Coach Kelley Gibson
22-24	Basketball Staff
24	Support Staff

HURRICANES

26-27	Photo Roster
28-56	Student-Athlete Bios
57-58	Roster Breakdowns

2019-20 REVIEW

60	Season in Review
61-68	Box Scores
69	Season Statistics
70	Conference Statistics
71	Non-Conference Statistics
72	Win Statistics
73	Loss Statistics
74	Home Statistics
75	Away Statistics
76	Neutral Site Statistics
77	Team Game-by-Game Comparison
78	Team Game-by-Game
79	Opponent Game-by-Game
80	Team Game Highs
81	Team Game Lows
82	Opponent Game Highs
83	Opponent Game Lows
84-85	Player Game-by-Game Highs
85	Double-Doubles
86	Player Game Highs
87	Opponent Player Game Highs
88-89	Category Leaders
90	Player Game-by-Game Points-Rebounds-Assists

RECORDS

92-93	Team Game Records
93	Team ACC Game Records
94	Team Season Records
95-96	Individual Game Records
96	Individual ACC Game Records
97-98	Individual Season Records
99-100	Individual Career Records
101-104	NCAA Tournament Records
105-108	WNIT Records
109-112	ACC Tournament Records
113	Watsco Center Records
114	Miscellaneous Records
115	Overtime Games
116	100-Point Games
117-118	Halftime Comebacks
119	Last Time It Happened
120-122	Yearly Leaders
123-126	1,000 Points Club
127-128	Year-By-Year Stats

HISTORY

130	Year-By-Year Records
131-145	All-Time Results
146-148	Series Records
149-166	Series Results
167-168	History vs. Conferences
169	ACC/Big 10 Challenge History
170-171	Conference History
172	NCAA Tournament History
173	WNIT & AIAW History
174-178	NCAA Tournament Teams
179-180	WNIT Teams
181-182	Hurricanes in the Polls
183-186	Hurricane Honors
187	UM Sports Hall of Fame, ACC Legends & Pro Canes
188	Past Coaches
189-191	Hurricane Letter Winners
192-194	Hurricane Jersey Numbers
195-198	Retired/Honored Jerseys

CREDITS

Compilation: Megan Barnes, previous Miami athletics communications staff members

Editors: Megan Barnes, Alex Schwartz, Camron Ghorbi, David Villavicencio, previous Miami athletics communications staff members

Photography: JC Ridley, Mason Kelley, Issac Baldizon, Zach Beeker

UNIVERSITY OF MIAMI MISSION STATEMENT

The University of Miami's mission is to educate and nurture students, to create knowledge, and to provide service to our community and beyond. Committed to excellence and proud of the diversity of our University family, we strive to develop future leaders of our nation and the world.



miami



2020-21 SCHEDULE

DATE	OPPONENT	TIME	TV
Nov. 25	JACKSONVILLE	12 p.m.	ACCNX
Nov. 28	NORTH FLORIDA	3 p.m.	ACCNX
Dec. 3	FLORIDA ATLANTIC	7:30 p.m.	ACCNX
Dec. 6	STETSON	2 p.m.	ACCNX
Dec. 10	SYRACUSE*	8 p.m.	ACCN
Dec. 13	DUKE*	3 p.m.	RSN
Dec. 17	at Georgia Tech*	7 p.m.	ACCNX
Dec. 20	at Louisville*	1 p.m.	RSN
Dec. 31	NOTRE DAME*	1 p.m.	ACCN
Jan. 3	CLEMSON*	2 p.m.	ACCNX
Jan. 7	at Wake Forest*	6 p.m.	ACCN
Jan. 10	NORTH CAROLINA*	1 p.m.	RSN
Jan. 14	FLORIDA STATE*	7 p.m.	ACCNX
Jan. 17	at Syracuse*	12 p.m.	RSN
Jan. 21	at Pittsburgh*	6 p.m.	ACCN
Jan. 28	GEORGIA TECH*	7 p.m.	ACCNX
Jan. 31	BOSTON COLLEGE*	1 p.m.	RSN
Feb. 4	at NC State*	7 p.m.	ACCNX
Feb. 7	at Duke*	2 p.m.	ACCNX
Feb. 11	VIRGINIA TECH*	6 p.m.	ACCN
Feb. 14	at Florida State*	2 p.m.	ACCNX
Feb. 21	VIRGINIA*	4 p.m.	ACCN
Feb. 25	WAKE FOREST*	7 p.m.	ACCNX
Feb. 28	at Clemson*	2 p.m.	ACCNX

BOLD CAPS - home game, played at the Watsco Center in Coral Gables, Fla.

* - ACC game

All times Eastern and subject to change

QUICK FACTS

UNIVERSITY INFORMATION

Location	Coral Gables, Fla.
Enrollment	17,809
Founded	1925
Nickname	Hurricanes
Colors	Orange (PMS 1665), Green (PMS 3435) and White
President	Dr. Julio Frenk
Director of Athletics	Blake James
Faculty Athletics Representative	Dr. Marvin Dawkins
Conference	Atlantic Coast Conference
Arena / Capacity	Watso Center / 7,972
Press Row Phone	305-284-2111
Ticket Office Phone	1-800-GO-CANES
Website	MiamiHurricanes.com
Mailing Address	5821 San Amaro Drive, Coral Gables, FL 33146

ATHLETICS ADMINISTRATION

Director of Athletics	Blake James
Deputy AD / COO / SWA	Jennifer Strawley
Deputy AD / CFO	Jason Layton
Sr. Associate AD / Academic Services	David Wyman
Sr. Associate AD / Administration	Renaë Myles Payne
Sr. Associate AD / Communications & Digital Strategy	Carter Toole
Sr. Associate AD / Compliance	Craig Anderson
Sr. Associate AD / Facilities & Event Operations	Tim Wise
Sr. Associate AD / Performance, Health & Wellness	Luis Feigenbaum
Sr. Associate AD / Student-Athlete Development	Shirelle Jackson
Associate AD / Alumni Programs	Rick Remmert
Associate AD / Facilities & Operations	Tom Ponietowicz
Associate AD / Athletic Training	Vinny Scavo
Associate AD / Business Operations	Matthew Smale
Associate AD / Development	Chris Cohen
Associate AD / Internal Operations	David Case
Associate AD / Premium Seating & Corp. Development	Ben Creed
Associate AD / Sales & Service	Dan Boyd
Assistant AD / Academic Services	Demetres Darden
Assistant AD / Business Operations	Julia Kincade
Assistant AD / Business Analytics	Alfred Vaca
Assistant AD / Communications	Camron Ghorbi
Assistant AD / Compliance & Eligibility	Dan Raben
Assistant AD / Development	Alfonso Restrepo
Assistant AD / Digital Strategy	Tim Brogdon
Assistant AD / Marketing & Event Experience	Conrad Bradburn
Assistant AD / Production Services	Drew Thomas
Assistant AD / Ticket Operations	Holdyn Halperin
Assistant AD / Ticket Sales	Mackie Feierstein
Assistant AD / Video & Game Production	Kaylie Shannon
Assistant AD / Video Services	Andrew Rossetti

COACHES & STAFF

Head Coach	Katie Meier (Duke, 1989 [B.A.] & 1990 [M.A.])
Record at Miami	292-187 (16th season)
Career Record	368-232 (20th season)
Associate Head Coach	Octavia Blue (Miami, 1998)
Assistant Coach	Tia Jackson (Iowa, 1995)
Assistant Coach	Fitzroy Anthony (Palm Beach Atlantic, 2008)
Director of WBB Ops / Coordinator of Recruiting	Lionette Hall
Director of WBB Ops & Special Projects	Margie Gill
Ops. Assistant / Analytics & Player Development	Josh Wethen
Video Coordinator	Noelle Cobb
Athletic Trainer	Natalie Fontela
Strength & Conditioning Coach	Phil Baier

PROGRAM HISTORY

First Year of Basketball	1972-73 (49th season)
All-Time Record	798-561 (.587)
All-Time ACC Record	121-124 (.494)
NCAA Tournament Appearances	14
	(1989, '92, '93, '98, 2003, '04, '11, '12, '13, '15, '16, '17, '18, '19)
All-Time NCAA Tournament Record	7-14
Last NCAA Tournament Opponent	Arizona State (2019)
	L, 57-55, Second Round

TEAM INFORMATION

2019-20 Overall Record	15-15
Home/Away/Neutral	12-6 / 2-8 / 1-1
2019-20 ACC Record / Finish	7-11 / T-11th
Letter Winners Returning / Lost	11 / 2
Starters Returning / Lost	4 / 1
Newcomers	4

2020-21 HURRICANES

NO.	NAME	POS.	HT.	CL.	HOMETOWN
0	Kenza Salgues	G	5-9	So.	Montpellier, France
1	Moulayna Johnson Sidi Baba	G/F	6-0	So.	Stockholm, Sweden
3	Destiny Harden	F	6-0	R-Jr.	Chicago, Ill.
4	Endia Banks	G	5-9	Sr.	Duluth, Ga.
5	Mykea Gray	G	5-4	Sr.	Upper Marlboro, Md.
13	Taylor Mason	G	5-9	Sr.	Decatur, Ga.
14	Nyayongah Gony	F/G	6-3	Fr.	Lincoln, Neb.
15	Jamir Huston	F	6-0	Jr.	Cleveland, Ohio
20	Kelsey Marshall	G	5-9	Sr.	Davie, Fla.
21	Brianna Jackson	F	6-3	So.	Virginia Beach, Va.
23	Paula Fraile Ruiz	F	6-4	Fr.	Barcelona, Spain
25	Karla Erjavec	G	5-10	Jr.	Zagreb, Croatia
35	Naomi Mbandu	F	6-2	Jr.	Tarbes, France
44	Sydney Roby	C	6-3	So.	Milwaukee, Wis.

RET. STARTERS	CL	POS	PPG	RPG	APG
Mykea Gray	Sr.	G	12.7	2.5	3.0
Kelsey Marshall	Sr.	G	11.4	2.3	2.4
Endia Banks	Sr.	G	7.1	3.8	3.2
Brianna Jackson	So.	C	4.9	4.5	0.3

KEY LOSSES (5.0+ PPG)	POS	PPG	RPG	APG
Beatrice Mompremier (graduation)	F	16.8	9.8	0.6

RETURNING NUMBERS	AVG/NUM	PCT
Points	53.9	.840
Rebounds (includes team rebounds)	31.8	.838
Assists	12.3	.961
Blocks	3.0	.788
Steals	7.9	.908
Starts	136 of 150	.588

NEWCOMERS	POS	HT	CL
Paula Fraile Ruiz	F	6-4	Fr.
Nyayongah Gony	F/G	6-3	Fr.
Karla Erjavec	G	5-10	Jr.
Naomi Mbandu	F	6-1	Jr.

COMMUNICATIONS

Associate Director / Communications (WBB)	Megan Barnes
Cell:	630-651-8801
Email:	meganbarnes@miami.edu
Sr. Associate AD / Communications & Digital Strategy	Carter Toole
Cell:	615-598-8540
Email:	carter.toole@miami.edu
Assistant AD / Communications	Camron Ghorbi
Cell:	786-877-7329
Email:	c.ghorbi@miami.edu
Associate Director / Communications	Alex Schwartz
Cell:	609-802-3674
Email:	alexschwartz@miami.edu
Associate Director / Communications	David Villavicencio
Cell:	786-999-3739
Email:	davidv@miami.edu
Assistant Director / Communications	Kevin Ivany
Cell:	305-389-6612
Email:	ks9@miami.edu
Assistant Director / Communications	Ashleigh Young
Cell:	786-423-1320
Email:	ashleigh.young@miami.edu

SOCIAL MEDIA ACCOUNTS

Official Women's Basketball	Twitter: @CanesWBB
	Facebook: /CanesWBB
	Instagram: @CanesWBB
Official Athletics	Twitter: @MiamiHurricanes
	Facebook: /MiamiHurricanes
	Instagram: @MiamiHurricanes
Katie Meier	Twitter: @CoachKatieMeier
Blake James	Twitter: @CanesAllAccess
Sebastian the Ibis	Twitter: @UM_Sebastian
	Instagram: @UM_Sebastian

INTRODUCTION

ATHLETICS COMM., CREATIVE & MARKETING

SENIOR STAFF

JASON LAYTON

DEPUTY AD / CFO

Alma Mater: St. Leo, 1999

Twitter: @laytonjason

Office: 305-284-3231

Cell: 786-570-2637

E-mail: jlayton@miami.edu

CARTER TOOLE

SENIOR ASSOCIATE AD / COMM. & DIGITAL STRATEGY

Alma Mater: North Carolina, 1995

Twitter: @CanesCarter

Office: 305-284-3245

Cell: 615-598-8540

E-mail: carter.toole@miami.edu

COMMUNICATIONS STAFF

CAMRON GHORBI

ASSISTANT AD / COMMUNICATIONS
FOOTBALL, SWIMMING & DIVING

Alma Mater: Miami, 2011

Twitter: @CamronGhorbi

Office: 305-284-3230

Cell: 786-877-7329

E-mail: c.ghorbi@miami.edu

ALEX SCHWARTZ

ASSOCIATE DIRECTOR / COMMUNICATIONS
MEN'S BASKETBALL, WOMEN'S TENNIS

Alma Mater: Miami, 2013

Twitter: @AlexJSchwartz

Office: 305-284-3249

Cell: 609-802-3674

E-mail: alexschwartz@miami.edu

DAVID VILLAVENCIO

ASSOCIATE DIRECTOR / COMMUNICATIONS
BASEBALL, FOOTBALL

Alma Mater: Miami, 2009

Twitter: @dvillavencio6

Office: 305-284-3244

Cell: 786-999-3739

E-mail: davidv@miami.edu

MEGAN BARNES

ASSOCIATE DIRECTOR / COMMUNICATIONS
WOMEN'S BASKETBALL, ROWING

Alma Mater: Missouri, 2017

Twitter: @megbarnes3

Office: 305-284-6797

Cell: 630-651-8801

E-mail: meganbarnes@miami.edu

KEVIN IVANY

ASSISTANT DIRECTOR / COMMUNICATIONS
GOLF, SOCCER, MEN'S TENNIS

Alma Mater: Ithaca, 2016

Cell: 305-389-6612

Office: 305-284-2972

E-mail: ksi9@miami.edu

ASHLEIGH YOUNG

ASSISTANT DIRECTOR / COMMUNICATIONS
CROSS COUNTRY, TRACK & FIELD, VOLLEYBALL

Alma Mater: Oklahoma State, 2016

Twitter: @ashleighyoungg

E-mail: ashleigh.young@miami.edu

Cell: 786-423-1320

CHRISTY CABRERA CHIRINOS

SENIOR EDITOR

Alma Mater: Miami

Twitter: @ChristyChirinos

E-mail: cchirinos@miami.edu

CREATIVE SERVICES STAFF

TIM BROGDON

ASSISTANT AD / DIGITAL STRATEGY

Alma Mater: Colorado State, 2012

Twitter: @timdanbrog

Office: 305-284-1736

E-mail: tbrogdon@miami.edu

LEO RAMOS

DIRECTOR / BRAND MARKETING

Alma Mater: Miami, 2012

Office: 305-284-3238

E-mail: lramos1@miami.edu

AUSTIN SAPIN

ASSOCIATE DIRECTOR / DIGITAL STRATEGY

Alma Mater: Miami, 2017

Twitter: @AustinSapin

E-mail: a.sapin@umiami.edu

TESSA MORTENSEN

ASSISTANT DIRECTOR / DIGITAL STRATEGY

Alma Mater: FGCU, 2016

Twitter: @tessamort

E-mail: tmortensen@miami.edu

KEVIN ORTIZ

SENIOR GRAPHIC DESIGNER

Alma Mater: Puerto Rico-Carolina, 2015

Twitter: @openartz

E-mail: kevin.ortiz@miami.edu

KYLE STOPPERAN

GRAPHIC DESIGNER

Alma Mater: Colorado State, 2001

Twitter: @KyleStopperan

E-mail: kstopperan@miami.edu

JAMES KARNIB

GRAPHIC DESIGNER

Alma Mater: FIU, 2019

Twitter: @jameskarnib

E-mail: jck129@miami.edu

JIMMIE NELSON

ATHLETICS VIDEO PRODUCER

Alma Mater: USF, 2013

Twitter: @KingNelsonIV

Office: 305-284-9816

E-mail: jnelson4@miami.edu

DAVID PAULA

ATHLETICS VIDEO PRODUCER

Alma Mater: Florida, 2016

Twitter: @D_Paula12

Office: 305-284-9816

E-mail: dpaula@miami.edu

BRADLEY AMUS

ATHLETICS VIDEO PRODUCER

Alma Mater: TCU, 2017

Twitter: @Bradley_Amus

E-mail: b.amus@miami.edu

DEVONTE GRAY

ATHLETICS VIDEO PRODUCER

Alma Mater: Art Institute of Washington, 2017

Twitter: @DevonteGray

E-mail: dxg985@miami.edu

MARKETING & PRODUCTION SERVICES STAFF

CONRAD BRADBURN

ASSISTANT AD / MARKETING & EVENT EXPERIENCE

Alma Mater: Florida State, 2003

Office: 305-284-2678

E-mail: cbradburn@miami.edu

KAYLIE SHANNON

ASSISTANT AD / VIDEO & GAME PRODUCTION

Alma Mater: Marquette, 2007

Office: 305-284-3087

E-mail: kshannon@miami.edu

JASON FRANKO

ASSOCIATE DIRECTOR / MARKETING & SALES

Alma Mater: Villanova, 2007

Twitter: @JasonFrankoUM

Office: 305-284-9484

E-mail: j.franko@miami.edu

ALEJANDRO RENGIFO

ASSOCIATE DIRECTOR / MARKETING

Alma Mater: Miami, 2012

Twitter: @a_rengifo1

Office: 305-284-3242

E-mail: a.rengifo@miami.edu

DANIELLE WHITE

ASSOCIATE DIRECTOR / MARKETING

Alma Mater: UCF, 2014

Twitter: @danielle.whitee

Office: 305-284-3382

E-mail: dnwhite@miami.edu

4

2020-21 MEDIA GUIDE

@CANESWB | MIAMIHURRICANES.COM



MEDIA POLICIES

COVERING THE HURRICANES

Interview requests for women's basketball student-athletes and coaches must be submitted to associate director of athletic communications Megan Barnes (meganbarnes@miami.edu) in all instances. Barnes and the Miami communications staff will make every effort to schedule a time to accommodate those requests, based on time constraints and academic/meeting obligations.

LIVE BROADCASTS

It is not permissible for any non-rights holder to broadcast over the air, stream over the internet (audio or video), or transmit in any other way, any live event without the consent of the University of Miami athletics department. Live events include varsity contests, press conferences (including but not limited to weekly scheduled and postgame press conferences) and any other group media availability. Exceptions may be made for any major news-breaking event. Failure to follow this policy will result in having credentials revoked.

ARCHIVING OF EVENT AUDIO/VIDEO

It is not permissible for any non-rights holder to post, place, broadcast, or make available in any other way, audio or video event content that exceeds three (3) minutes in length. Events are defined as varsity contests, press conferences and any other group media availability. Archiving may not begin until the conclusion of the entire event. It is not permissible to reuse or post any video produced and/or owned by the University of Miami athletics department without the consent of the university.

PHOTOGRAPHY

Miami follows NCAA and ACC rules regarding media representatives photographing games. Only properly credentialed photographers will be allowed in the designated photo areas of the Watsco Center as specified by the NCAA and ACC.

NO photographers will be permitted to shoot

from the sidelines. All photographers must remain in the Watsco Center's designated photo areas along the baselines. Photo credentials are subject to revocation by the Miami athletics communications office at any time.

MEDIA CREDENTIALS

Requests for working media and photo credentials should be submitted to Megan Barnes at meganbarnes@miami.edu by sports editors or sports directors of accredited media outlets. Requests should be made as early as possible and should be limited to working media only. Requests made within two days of the game may not be considered.

UNAUTHORIZED CREDENTIAL USE

Credentials will be issued to working media only. Media credentials are not transferable and use by anyone other than members of the working media is unauthorized. Media credentials used in an unauthorized manner will be revoked immediately. News organizations allowing unauthorized individuals to use credentials will have their credentials revoked for the remainder of the year.

QUESTIONS?

Please contact Megan Barnes via email at meganbarnes@miami.edu or by phone at 305-284-6797 (office) or 630-651-8801 (cell) with any questions about the University of Miami women's basketball team.



FACILITIES



Watsco Center

The Watsco Center is a 200,000 square foot, 7,972-seat arena that is home to the University of Miami men's and women's basketball teams. It was called the BankUnited Center from 2005-16 and the UM Convocation Center from 2003-05.

Watsco, Inc., based in Miami, is traded on the NYSE and is the largest distributor of air conditioning, heating and refrigeration products, with annual sales approaching \$5 billion, 6,000 employees and over 600 locations throughout North America. Watsco has provided funding to the University since the 1990s through its 'Watsco Kids' program, providing children in the community free access to performance arts, sports and other events at the University.

The Canes opened the arena Jan. 4, 2003, with an overtime win over North Carolina. Since then, Miami has won the ACC regular-season championship in the building and hosted NCAA women's basketball tournament games.

Since its opening, the arena has hosted a number of memorable events and sold-out shows, including Coldplay, DaBaby, Drake, The Fray, Green Day, Kodak Black, John Mayer and Lil Baby. It has also served as the setting for televised events and award shows such as the 2004 Presidential Debates, All Elite Wrestling, Billboard's Latin Music Awards, Premio Lo Nuestro, Premios Juventud, The X Factor and Unplugged featuring Ricky Martin and Thalia.

The venue has welcomed world-renowned figures and politicians, including His Holiness the Dalai Lama, former United States Presidents Bill Clinton and Barack Obama, former Secretary of State Hillary Clinton, former Vice President Joe Biden and late Senator John McCain.



Fieldhouse

The 29,000-square foot on-campus practice facility that is conveniently located adjacent to the Watsco Center opened in March of 2009. The facility houses a pair of full-sized basketball courts with 14 baskets, as well as a multi-purpose room to host a variety of events. Miami basketball players have access to the secure facility 24 hours per day, allowing the Hurricanes court time at any time all year.

The Hurricanes use the facility for both conditioning and practice sessions, as well as for individual workouts and pick-up games. The Fieldhouse was also honored for its sustainability components, earning the LEED Gold designation, established by the U.S. Green Building Council & verified by the Green Building Certification Institute.

UNIVERSITY ADMINISTRATION



DR. JULIO FRENK

UNIVERSITY PRESIDENT
UNIVERSIDAD NACIONAL
AUTÓNOMA DE MÉXICO, 1979

Dr. Julio Frenk, a noted leader in global public health and a renowned scholar and academic, was named the sixth president of the University of Miami in April 2015. He assumed his leadership post on August 16, 2015.

Prior to joining the University of Miami, Dr. Frenk was Dean of the Faculty at the Harvard T.H. Chan School of Public Health since January 2009. While at Harvard, he was also the T & G Angelopoulos Professor of Public Health and International Development, a joint appointment with the Harvard Kennedy School of Government.

Dr. Frenk served as the Minister of Health of Mexico from 2000 to 2006. He pursued an ambitious agenda to reform the nation's health system and introduced a program of comprehensive universal health insurance, known as Seguro Popular, which expanded access to health care for tens of millions of uninsured Mexicans.

Dr. Frenk was the founding director-general of the National Institute of Public Health in Mexico, one of the leading institutions of health education and research in the developing world. In 1998 Dr. Frenk joined the World Health Organization (WHO) as executive director in charge of Evidence and Information for Policy, WHO's first-ever unit explicitly charged with developing a scientific foundation for health policy to achieve better outcomes.

He also served as a senior fellow in the global health program of the Bill & Melinda Gates Foundation and as president of the Carso Health Institute in Mexico City. He is the founding chair of the board of the Institute for Health Metrics and Evaluation at the University of Washington. He also co-chaired the Commission on the Education of Health Professionals for the 21st Century, which published its influential report in the leading journal *The Lancet* in 2010, triggering a large number of follow-up initiatives throughout the world.

Dr. Frenk holds a medical degree from the National Autonomous University of Mexico, as well as a master of public health and a joint doctorate in Medical Care Organization and in Sociology from the University of Michigan, Ann Arbor. He has been awarded honorary doctorates from several institutions of higher learning. In September of 2008, Dr. Frenk received the Clinton Global Citizen Award for changing "the way practitioners and policy makers across the world think about health."

He is a member of the U.S. Institute of Medicine, American Academy of Arts and Sciences, and National Academy of Medicine of Mexico.

In addition to his scholarly works, which include more than 140 articles in academic journals, as well as many books and book chapters, he has written two best-selling novels for youngsters explaining the functions of the human body.



DR. MARVIN DAWKINS

FACULTY REPRESENTATIVE
EDWARD WATERS
COLLEGE, 1970

Dr. Marvin Dawkins, a distinguished professor in the Department of Sociology at the University of Miami, is in his fifth year as the Faculty Athletics Representative. He was named to the post in April 2012, replacing Clyde McCoy after his 17 years of service in that role.

In his FAR post, Dawkins is responsible for ensuring the academic integrity of students participating in University athletic programs and helping to oversee institutional control of the Department of Athletics. The Faculty Athletics Representative serves as a liaison between the University and the athletic department. This individual is the University's voting delegate to the ACC and represents UM with the NCAA and ACC.

Dawkins received his doctorate from Florida State and completed his postdoctoral research fellowships at Howard University and The Johns Hopkins University. He previously served on the faculties of the University of Maryland, Old Dominion University and the University of Wisconsin-Parkside.

His research focuses on issues of race and social equity in such areas as education, career aspirations and mobility, substance abuse prevention, and sports. He has published widely in these areas, including his most recent article titled "Race and Pathways to Power in the National Football League" (with Jomills H. Braddock and Erica Smith), which appears in *American Behavioral Scientist* (2012). His research on golf includes book chapters, scholarly articles, and the book *African American Golfers During the Jim Crow Era* (Praeger 2000), coauthored with Graham C. Kinloch. Dawkins was recently appointed to the United States Golf Association Museum Committee and is currently completing a study on the media treatment of black golfers from the Jim Crow era to the present.



ATHLETICS ADMINISTRATION



BLAKE JAMES

DIRECTOR OF ATHLETICS
MINNESOTA STATE-
MANKATO, 1992

Since taking over as the University of Miami's Director of Athletics in 2013, Blake James has transformed Miami Athletics, spearheading improvement in all aspects of the department, including postseason appearances, student-athlete support, facility upgrades, ticket sales and academic achievement.

Miami's recent success has garnered James and UM national recognition. In March 2017, James was selected as one of four Division I recipients of the 2016-17 Under Armour Athletic Director of the Year award, an honor given by the National Association of Collegiate Directors of Athletics (NACDA). From 2017-19, James served a two-year term as Chair of the NCAA Division I Council, the group responsible for the day-to-day decision-making for all of Division I.

James has placed a strong emphasis on academics during his four-plus years at Miami. In the most recent Graduation Success Rate figures released by the NCAA, Miami student-athletes posted a GSR mark of 90%. Ten Hurricane teams posted perfect 2015-16 scores on the latest Academic Progress Report (APR). In addition, Miami's football program received the 2016 AFCA Academic Achievement Award. In 2016, Hurricane student-athletes also ranked among the nation's best in time committed towards community service.

In the department's continuing efforts to better support student-athletes and coaches, the Hurricane Club -- the fundraising arm of Miami Athletics -- completed a record-setting year in 2016-17. The Hurricane Club raised \$49 million, an all-time record and an increase of more than 80 percent from the previous record of \$26.5 million, set in 2010-11. The Hurricane Club's membership of more than 11,000 members represents an over 100-percent jump from its membership of 5,140 in 2010.

Prior to the 2016 football season, James led the university's football coaching search which resulted in the hiring of Hurricane alum Mark Richt as the football program's new head coach. Richt paid immediate dividends in 2016 as the Hurricanes posted a 9-4 record, won their first bowl game in 10 years and finished ranked #20 in the final Associated Press poll, their first season-ending ranking since 2009.

During the 2015-16 academic year, Miami was the only school in NCAA Division I to have its football team play in a bowl game, its men's and women's basketball teams advance to the NCAA Tournament and its baseball team advance to the College World Series. Overall, Miami had 10 sports programs advance to postseason competition to secure its highest finish in the Learfield Directors' Cup standings in 13 years, an indication of broad-based athletic department success.

During James' tenure, Miami has completed several facility enhancements, including the opening of the Schwartz Center for Athletic Excellence; the completion of the student-athlete training table, fueling station and dining hall; new artificial and natural playing surfaces and lights on the Greentree Practice Fields' and a center-hung scoreboard inside the Watson Center.

James has also led multiple, multi-million dollar capital

renovation projects, including renovations of the Hecht Center and the men's and women's basketball offices. Over the past year, Miami Athletics has secured six leadership gifts of seven figures-or-more, including the largest donation in department history -- a \$14 million gift from the Soffer Family, which will serve as the lead gift for the Hurricanes' \$34 million Carol Soffer Football Indoor Practice Facility, which broke ground this year.

Ticket sales are also at an all-time high. In 2016, Miami sold a school-record 42,000 football season tickets and ranked first among Power 5 programs in attendance percentage increase (23 percent) over 2015 attendance. The Hurricanes have also sold out their men's basketball season tickets in back-to-back seasons for the first time ever.

In addition, Miami has transformed its broadcast, communications and marketing departments into one of the nation's leaders in digital media and video production. In 2016, Miami aired more live events on ESPN3 than any other ACC institution. James was also instrumental in helping Miami strike one of the largest apparel deals in the country with adidas.

Prior to being named AD, James served Miami Athletics in the roles of Interim AD and Senior Associate AD for Development and Ticket Operations, where he oversaw the day-to-day operations of development, ticket sales and ticket operations. He also was a member of the Hurricanes' senior staff and provided sport supervision.

James came to UM after spending seven years at the University of Maine, where he first served as Senior Associate Athletic Director before serving as Director of Athletics from 2005 to 2010. During his tenure at Maine, athletics experienced tremendous success, including three trips to the Frozen Four for the men's ice hockey program and NCAA playoff berths for football, baseball (two), women's basketball and softball. James implemented a comprehensive \$17 million facility improvement plan at Maine, which included an indoor practice facility and numerous other facility upgrades and renovations. Academically, the program flourished, earning the conference academic cup twice and student-athletes maintaining a 3.0 GPA or above.

Prior to his stint at Maine, James worked in athletic development at Providence College, where he established the "Friars Forever" campaign and the Friar Athletic Fund.

James is no stranger to South Florida, beginning his athletic career with the University of Miami, working in ticket sales, corporate sales and athletic development. In 1995, he was hired as Miami's Director of Ticket Sales, serving in that capacity until 1997, when he was named an athletic development officer at the University of Nebraska. He returned to Miami in 1998 as the Director of Major Gifts and Corporate Sales and was promoted to the Director of Athletic Development at Miami in 2000 before moving on to Providence in 2002.

James graduated from Minnesota State University - Mankato with a Bachelor's degree in Marketing in 1992 and later received his Master's degree in Sports Administration from St. Thomas University in 1994. He and his wife, Kelly, have two children: daughter, Haley, and son, Ryan.



JENNIFER STRAWLEY

**DEPUTY AD
COO / SWA**
PENNSYLVANIA, 1998

Jennifer Strawley joined the University of Miami on June 18, 2012 and currently serves as Deputy Director of Athletics and Chief Operating Officer. She also serves as the departments Senior Woman Administrator.

Serving as the second-in-command, Strawley provides strategic direction for the department and assists the Director of Athletics with the day-to-day operations. She is the sport administrator for football, women's basketball and women's tennis. Strawley leads the department's strategic planning initiatives, policy development and implementation, coordination of department and coaches meetings and gender equity and inclusion initiatives. She oversees the areas of human resources, sports medicine, academic services, equipment / Adidas, video services and student-athlete development, as well as serves as a liaison to various campus groups, the ACC and the NCAA.

Strawley played a key role in the hiring of head football coach Manny Diaz, serving on the selection committee. In addition, she was instrumental in the development of Miami's annual Celebration of Women's Athletics recognizing the achievements of Miami's female student-athletes while raising money to support women's athletics.

Actively engaged in intercollegiate athletics nationally, Strawley has served on various committees within the NCAA and the ACC. She currently serves on the ACC Women's Basketball foresight committee, the ACC Equity Committee, the ACC Infractions and Sportsmanship Review Committee, the ACC Football Schedulers Group, and the NCAA Division I Women's Basketball Oversight Committee. She also serves on the board of directors for Women's Leaders in College Sports and the Women's Basketball Coaches Association.

Prior to UM, Strawley concluded her second tour with the NCAA as the Director of Academic and Membership Affairs. In this role, Strawley was instrumental in providing leadership in the areas of academic governance and development of academic policy.

Strawley rejoined the NCAA after serving as the Associate Athletics Director for Intercollegiate Sport Programs and Senior Woman Administrator at Columbia University from 2007-10. While at Columbia, she oversaw numerous varsity sport programs including football and was the athletics program liaison for gender equity and diversity initiatives.

Prior to her tenure at Columbia, Strawley was the Director of Membership Services and Student-Athlete Reinstatement at the NCAA. In this role, she provided oversight of the student-athlete reinstatement process and was instrumental in the implementation of the student-first philosophy.

Strawley first joined the NCAA in 1998 as an enforcement services intern. She is a 1998 graduate of the University of Pennsylvania where she earned her Bachelor of Arts degree in history. During her time at Penn, she was a two-year captain for the softball team. Strawley was inducted into the William Tennent High School Hall of Fame in 2014.



JASON LAYTON

**DEPUTY AD
CFO**
ST. LEO, 1999

Jason Layton serves as the University of Miami Deputy Director of Athletics and Chief Financial Officer, a position he took over in August 2017. He initially joined Miami in December 2014 as the Senior Associate Athletics Director for Communications and Sales.

In his current position, Layton is responsible for managing the department's business office, marketing, digital strategies, communications, ticket sales, ticket operations, client experience, video production and broadcast departments.

Additionally, Layton has oversight of all departmental licensing matters, Hurricane Sports Properties, serves as the department ACC Network liaison and is the sport administrator for men's basketball.

Since his arrival, Miami has seen exceptional growth in ticket sales and video production services in both content and broadcast with ESPN and the newly formed ACC Network.

Under his watch, Miami has seen an increased level of season ticket sales in football and men's basketball. Under Layton's guidance, Miami saw an unprecedented growth in football attendance during the 2016 season, as the Hurricanes totaled 42,000 season ticket holders and averaged 58,572 fans per game – the 27th-highest total in the nation and leader among all Power Five schools in percentage increase on a year-to-year basis (23 percent).

In addition, Miami sold out its entire 2015-16 and 2016-17 men's basketball season ticket allotment, marking the first time in Hurricane Athletics history that a team has sold out its entire season ticket allotment in back-to-back seasons.

Layton also serves as the primary contact for ESPN with the recent launch of the ACC Network, first in digital format in August 2016 and building to the linear network in fall of 2019.

Layton, a Florida native, arrived in Miami after spending the 2013 and 2014 seasons at Colorado State University where he served as the department's Senior Associate Athletics Director for Sales and Marketing. During his time in Fort Collins, Colo., Layton's ticket sales plans drove double-digit increases in football, volleyball, men's basketball and women's basketball revenue and tickets sold.

Before his arrival at Colorado State, Layton spent 13 years with the Tampa Bay Buccaneers. In his 13 years with the club, he handled a variety of responsibilities from sales, marketing, ticketing and luxury suite operations to advertising, accounting, finance and purchasing. Layton began his career with the Buccaneers as a customer service representative in 1999 before elevating to the role of Senior Director of Business Administration in 2011. Layton received his bachelor's and master's degrees from Saint Leo University in Saint Leo, Fla.

ATHLETICS ADMINISTRATION



DAVID WYMAN

**SR. ASSOCIATE AD
ACADEMIC SERVICES**
FLORIDA A&M, 1984

"When you do the right things, the right things happen."

David Wyman has empowered over 2,000 student-athletes with his signature creed. Now in his 25th year, Wyman has advised and mentored a diverse population of student-athletes to become skilled professionals in many different careers.


Wyman is the Senior Associate Athletic Director for Academic Services at the University of Miami, a position he was promoted to in August 2017. Wyman is also the sport administrator for Miami's volleyball program.

He began his own career as an intern, and was quickly promoted to the full-time staff after working just two months in the academic services division. Wyman became the assistant director two years later, supervising the tutorial program and advising both the football and men's basketball teams. He was then promoted to associate director, taking on the responsibility of coordinating the NCAA eligibility certification for all 400-plus student-athletes.

Since 2004, Wyman has managed the Division of Athletic Academic Services, currently leading a staff of eight full-time professionals. Under his leadership, the department and sport programs have gained national recognition and honors for continued growth in both academic progress rates (APR) and graduation success.

A 2016 inductee to the Iron Arrow Society, Wyman has helped guide the football team to a pair AFCA Academic Achievement Awards for graduating 100 percent of student-athletes in the freshman classes of 2002 and 2009.

Wyman is a 1994 graduate of Florida A&M with a bachelor's degree in accounting. He earned a master's degree in sports administration from St. Thomas University in 1995. Born in Staten Island, N.Y., he is married to Jewyll, and the couple has three daughters: Rebecca, Dominique and Sarah. Wyman has been a Big Brother in the Miami-Dade Big Brother/Big Sister Organization and is also a member of Omicron Delta Kappa, The National Leadership Honor Society and the National Association of Academic Advisors for Athletics.



RENAE MYLES PAYNE

**SR. ASSOCIATE AD
ADMINISTRATION**
SOUTHERN MISS, 1997

Renae Myles Payne joined Miami Athletics on Oct. 9, 2019 as the department's Senior Associate Athletic Director, Administration.

Myles Payne, who reports to the Deputy Athletic Director/ Chief Operating Officer, is responsible for the direct oversight, policy development, budget and personnel management of video services, equipment, swimming and diving and golf. She will also provide oversight and leadership to all aspects of sports administration within the department including game contracts, budgets, scheduling, team rules.

In addition, Myles Payne is responsible for oversight and development of department policies and procedures. She will provide leadership for development and implementation of the strategic plan, as well as leadership and management of inclusion and diversity initiatives.

Myles Payne, who boasts 20 years of experience in college athletics, arrived in Coral Gables from Winthrop University, where she served as Senior Associate AD for Internal Operations and Senior Woman Administrator for three years. Prior to her stint at Winthrop, she worked at the University of Connecticut, University of Pittsburgh, San Jose State, Delaware State, Southwest Baptist and Alabama A&M.

This past July, Myles Payne received the NCAA Division I 2019 Administrator of the Year Award from Women Leaders in College Sports. She was recently a member of the NCAA Committee on Academics and served on the Data Review Subcommittee. She is on the Board of Directors of the Minority Opportunities Athletic Association (MOAA) and is the chair of the Symposium Committee. Myles Payne is a regular presenter at MOAA and the College Athletics Business Management Association (CABMA) at the National Association of Collegiate Directors of Athletics (NACDA) conventions. She is a member of Women Leaders in College Sports and a proud member of Sigma Gamma Rho Sorority, Inc.

Myles Payne completed the NCAA Leadership Institute for Ethnic Minority Males & Females and the Women Leaders in College Sports Mentoring Institute in 2009, NACDA Mentoring Institute (2009 and 2014), Sport Management Institute (2011), the 1A Athletic Directors' Association Institute (2011, 2012, 2013), Executive PREP Advisory Program (2012), Collegiate Athletics Leadership Symposium (2012 and 2013) and Leadership Huntsville (2015). She is also a certified facilitator of True Colors Personal Success Assessments.

Myles Payne, a native of Clarksdale, Miss., graduated from the University of Southern Mississippi in 1997, where she also competed in track and field. She received her M.Ed. in Sports Administration in 2000 from Northwestern State and her Ed.D. in Higher Education Administration from Pittsburgh in 2005.

ATHLETICS ADMINISTRATION



INTRODUCTION



CARTER TOOLE

**SR. ASSOCIATE AD
COMMUNICATIONS &
DIGITAL STRATEGY
NORTH CAROLINA, 1995**

Carter Toole serves as the Senior Associate Athletic Director for Communications and Digital Strategy at the University of Miami. He joined the Hurricanes as an associate AD in November 2016 and was promoted to his current role in August 2017.

Toole oversees the communications, digital departments and video departments, as well as assists with publicity for the football program and head football coach Manny Diaz.

Toole previously co-owned a Nashville-based marketing agency, Wheelhouse Marketing Advisors, which was acquired by a local technology firm (Atiba) at the end of 2015. Before launching Wheelhouse he served as Vice President, Digital, at another Nashville firm, January & Associates.

Prior to entering the agency business, Toole worked in the National Football League for nine seasons with four teams. After public relations stints with the Green Bay Packers, Tennessee Titans and Tampa Bay Buccaneers, he joined the Houston Texans as the club's first director of internet services & publications.

He was part of the Texans' communications staff that won the Pete Rozelle Award in 2004 as voted on by the Pro Football Writers Association of America. Toole has also worked eight Super Bowls as a member of the NFL's media relations staff.

Toole started his sports communications career in the media relations offices at Arizona State University and the University of North Carolina at Chapel Hill, where he earned his bachelor's degree.

A native of Alexandria, Va., Toole and his wife, Barbara, have two daughters.



CRAIG ANDERSON

**SR. ASSOCIATE AD
COMPLIANCE
PITTSBURGH, 2005**

Craig Anderson arrived at the University of Miami in March 2013 and was elevated to the role of Senior Associate Athletic Director for Compliance and appointed to the department's executive senior staff in July 2015.

Anderson is responsible for managing all aspects of the University's compliance program, including educating coaches, student-athletes, boosters, athletic department staff and other University officials about NCAA and Atlantic Coast Conference rules and regulations.

Anderson is also responsible for overseeing all compliance

processes and procedures dealing with the University's monitoring of recruiting, eligibility, financial and certification. Anderson is a member of the National Association of Athletics Compliance Coordinators (NAAC) and is the sport administrator for the Miami baseball program.

Prior to his position at the University of Miami he held positions in Compliance at NC State, University of Virginia, UNLV and Marshall University.

Anderson graduated from the University of Pittsburgh in 2005 with a bachelor's degree in political science and a year later, he graduated from Marshall University with a master's degree in athletic administration.



TIM WISE

**SR. ASSOCIATE AD
FACILITIES & EVENT
OPERATIONS
SOUTH CAROLINA, 1996**

Tim Wise is in his ninth year as the Senior Associate Athletic Director for Facilities and Event Operations at the University of Miami. Wise joined the UM staff in June 2012.

Wise has oversight of numerous areas within the department: facilities and maintenance services, capital projects/construction, facilities master planning, event management and guest services, camps/clinics, risk management, information technology, strength & conditioning and nutrition. He is also the liaison to the Watson Center and Hard Rock Stadium, as well as serves as the sport administrator for Miami's soccer and rowing teams.

Wise, who has more than 20 years of experience in college athletics as an event manager, facilities director and administrator, was hired by the University of Wisconsin Athletic Department as assistant athletic director for events and facilities in August, 2008. In January 2012, he was named interim associate athletic director and elevated to the senior management team with additional oversight of the University Ridge Golf Course and \$125 million in capital projects.

Wise also had supervisory oversight of the UW Athletics event management, facilities, food and beverage and guest services units and oversaw an annual budget of approximately \$15 million. He also served in a lead role in administrative coordination of UW Athletics concerts, summer camps and event parking.

Wise served as the director of facility maintenance at the University of Connecticut from August 2005 to August 2008. He oversaw daily operations of athletic facilities, projects and event operations as the assistant athletics director for facilities and operations at Eastern Michigan University from November 2003 to June 2005.

Wise was hired as the athletics event manager at the University of Denver in August 2000 and promoted to the director of athletics events in August 2001 and served in that role until October 2003. Prior to his time at Denver, Wise was the event services manager at The Ohio State University's Schottenstein Center.

ATHLETICS ADMINISTRATION



LUIS FEIGENBAUM

**SR. ASSOCIATE AD
PERFORMANCE,
HEALTH & WELLNESS**
MIAMI, 1998, 2000

Luis Feigenbaum was named Senior Associate Athletics Director for Performance, Health and Wellness in August 2018. He was promoted after serving as the UHealth Chief of Sports Physical Therapy. He is also the program director for the University of Miami Sports Physical Therapy Residency and a clinical assistant professor in the Department of Physical Therapy at the Miller School of Medicine.

Luis is a Board Certified Sports Clinical Specialist (2008) through the American Board of Physical Therapy Specialties, Certified and Licensed Athletic Trainer (2003) by National Athletic Trainers Association, and a Certified Strength and Conditioning Specialist (2000) by the National Strength and Conditioning Association, a Certified Blood Flow Restriction Therapy (2016) provider, and has completed a FIFA Diploma in Sports Medicine (2017).

He is a two-time graduate of the University of Miami, in 1998 earning his B.S. in Health Science and 2000 with a master's degree in Physical Therapy. He earned his Doctor of Physical Therapy in 2011 from Temple University.

A native of Miami, Feigenbaum and his wife, Jessica, also a two-time alumna of the University of Miami, have two daughters, Siena and Presley.



SHIRELLE JACKSON

**SR. ASSOCIATE AD
STUDENT-ATHLETE
DEVELOPMENT**
BOWLING GREEN, 1994

Shirelle Jackson is the Senior Associate Athletic Director of Student-Athlete Development at the University of Miami. Jackson initially joined Miami as the director of student-athlete development in March 2014 and was promoted to assistant AD in July 2016.

Elevated to her current title in August 2017, Jackson also oversees the Hurricanes' track and field programs.

Prior to joining the athletics department, Jackson spent the previous five years in various capacities in the College of Arts and Sciences at UM. Her initial position was a new role intended to enhance the athletic department's efforts to develop programming that will enhance the total development of our student-athletes.

Prior to arriving at UM, Shirelle was the director of athletic academic support services from 2005-08 at FIU, where she oversaw the management and operation of the school's academic support program for its 400 student-athletes. She also coordinated the academic and personal advising, class registration, tutors, study hall and study skills workshops. During her tenure at FIU, she saw her full-time staff increase to six and the student-athlete graduation rate improved by 16 percent.

She was the assistant director for student-athlete services for 11 months at Bowling Green State University in Bowling Green, Ohio. Her first athletics position was as assistant AD for student development from August 2002-July 2004 at Eastern Connecticut State.

Jackson was a four-year letter winner for the women's track and field team at Bowling Green. She received her bachelor's degree from Bowling Green in 1994 and her master's degree in counseling from Central Connecticut State in 1998. She is currently a doctoral candidate in higher education leadership at Nova Southeastern in Davie.

She is married to Jason Jackson, who is the television host and courtside reporter for Miami HEAT telecasts on Sun Sports. The couple has two children – Justin and Jordan.

OPPONENT QUICK FACTS

BOSTON COLLEGE EAGLES

Location: Chestnut Hill, Ma.
Colors: Maroon and Gold
Arena: Conte Forum
Capacity: 8,606
Conference: ACC
Head Coach: Joanna Bemabei-McNamee
Career Record/Yrs: 160-93/8
Record at School: 34-28/2

SID: Stephanie Turnera
Phone: 617-552-0524
Email: turnera@bc.edu
2019-20 Record: 20-12
Conf. Record/Finish: 11-7/T-4th
Postseason: N/A
Series Record: 28-18, UM
Last Meeting: 75-64, BC (2/23/20)



LOUISVILLE CARDINALS

Location: Louisville, Ky.
Colors: Red and Black
Arena: KFC Yum! Center
Capacity: 22,000
Conference: ACC
Head Coach: Jeff Walz
Career Record/Yrs: 258-104/13
Record at School: 258-104/13

SID: Nick Evans
Phone: 502-852-3085
Email: nick.evans@louisville.edu
2019-20 Record: 27-4
Conf. Record/Finish: 16-2/1st
Postseason: N/A
Series Record: 5-2, UL
Last Meeting: 87-41, UL (1/9/20)



CLEMSON TIGERS

Location: Clemson, S.C.
Colors: Orange and Regalia
Arena: Littlejohn Coliseum
Capacity: 9,000
Conference: ACC
Head Coach: Amanda Butler
Career Record/Yrs: 258-195/14
Record at School: 28-36/2

SID: Chandler Simpson
Phone: 864-918-9843
Email: mcsimp2@clemson.edu
2019-20 Record: 8-23
Conf. Record/Finish: 3-15/14th
Postseason: N/A
Series Record: 13-8, UM
Last Meeting: 71-56, CU (3/4/20)



MIAMI HURRICANES

Location: Coral Gables, Fla.
Colors: Orange and Green
Arena: Watsco Center
Capacity: 7,972
Conference: ACC
Head Coach: Katie Meier
Career Record/Yrs: 368-232/19
Record at School: 292-187/15

SID: Megan Barnes
Phone: 630-651-8801
Email: meganbarnes@miami.edu
2019-20 Record: 15-15
Conf. Record/Finish: 17-11/T-11th
Postseason: N/A
Series Record: N/A
Last Meeting: N/A



DUKE BLUE DEVILS

Location: Durham, N.C.
Colors: Blue and White
Arena: Cameron Indoor Stadium
Capacity: 9,314
Conference: ACC
Head Coach: Joanne P. McCallie
Career Record/Yrs: 646-255/28
Record at School: 330-107/13

SID: Lindy Brown
Phone: 919-684-2664
Email: lindy.brown@duke.edu
2019-20 Record: 18-12
Conf. Record/Finish: 12-6/3rd
Postseason: N/A
Series Record: 15-4, DU
Last Meeting: 74-55, DU (2/9/20)



NORTH CAROLINA TAR HEELS

Location: Chapel Hill, N.C.
Colors: Carolina Blue and White
Arena: Carmichael Arena
Capacity: 6,822
Conference: ACC
Head Coach: Courtney Banghart
Career Record/Yrs: 270-117/13
Record at School: 16-14/1

SID: Dana Gelin
Phone: 919-962-0083
Email: dgelin@unc.edu
2019-20 Record: 16-14
Conf. Record/Finish: 7-11/T-11th
Postseason: N/A
Series Record: 14-10, UNC
Last Meeting: 78-58, UNC (11/16/20)



FLORIDA ATLANTIC

Location: Boca Raton, Fla.
Colors: Blue and Red
Arena: FAU Arena
Capacity: 2,500
Conference: C-USA
Head Coach: Jim Jabir
Career Record/Yrs: 503-435/32
Record at School: 31-57/3

SID: Kylie Magar
Phone: 425-647-9584
Email: kmagar@fau.edu
2019-20 Record: 13-17
Conf. Record/Finish: 7-11/8th
Postseason: N/A
Series Record: 17-0, UM
Last Meeting: 76-61, UM (11/23/12)



NC STATE WOLFPACK

Location: Raleigh, N.C.
Colors: Red and White
Arena: Reynolds Coliseum
Capacity: 5,500
Conference: ACC
Head Coach: Wes Moore
Career Record/Yrs: 726-231/30
Record at School: 168-62/7

SID: Matti Smith
Phone: 919-746-8682
Email: mmsmith9@ncsu.edu
2019-20 Record: 28-4
Conf. Record/Finish: 14-4/2nd
Postseason: N/A
Series Record: 12-11, NCST
Last Meeting: 50-48, NC (2/20/20)



FLORIDA STATE SEMINOLES

Location: Tallahassee, Fla.
Colors: Gamet and Gold
Arena: Donald L. Tucker Center
Capacity: 11,500
Conference: ACC
Interim Head Coach: Brooke Wilson
Career Record/Yrs: 475-247/23
Record at School: 475-247/23

SID: Steve Stone
Phone: 850-644-4836
Email: sstone@fsu.edu
2019-20 Record: 24-8
Conf. Record/Finish: 11-7/T-4th
Postseason: N/A
Series Record: 47-14, FSU
Last Meeting: 79-61, FSU (1/26/20)



NORTH DAKOTA

Location: Jacksonvile, Fla.
Colors: Navy Blue and Gray
Arena: Hodges Stadium
Capacity: 9,300
Conference: ASUN
Head Coach: Darrick Gibbs
Career Record/Yrs: 61-90/5
Record at School: 61-90/5

SID: Amanda Murphy Radtke
Phone: 904-620-4026
Email: amurphy@unf.edu
2019-20 Record: 16-15
Record/Finish: 8-8/5th
Postseason: N/A
Series Record: 5-0, UM
Last Meeting: 78-55, UM (11/13/19)



GEORGIA TECH YELLOW JACKETS

Location: Atlanta, Ga.
Colors: Old Gold and White
Arena: McCamish Pavilion
Capacity: 8,600
Conference: ACC
Head Coach: Nell Fortner
Career Record/Yrs: 182-128/10
Record at School: 20-11/1

SID: Liz Ryan
Phone: 404-894-5445
Email: lryan@athletics.gatech.edu
2019-20 Record: 20-11
Conf. Record/Finish: 10-8/7th
Postseason: N/A
Series Record: 17-15, UM
Last Meeting: 54-49, UM (1/30/20)



NOTRE DAME FIGHTING IRISH

Location: Notre Dame, Ind.
Colors: Gold and Blue
Arena: Purcell Pavilion
Capacity: 9,149
Conference: ACC
Head Coach: Muffet McGraw
Career Record/Yrs: 848-252/33
Record at School: 936-293/38

SID: Josh Bates
Phone: 574-631-6453
Email: jbates2@nd.edu
2019-20 Record: 13-18
Conf. Record/Finish: 8-10/T-9th
Postseason: N/A
Series Record: 20-5, ND
Last Meeting: 76-53, ND (2/19/20)



JACKSONVILLE DOLPHINS

Location: Jacksonville, Fla.
Colors: Green and White
Arena: Historic Swisher Gym
Capacity: 1,452
Conference: ASUN
Head Coach: Darrell Haney
Career Record/Yrs: 32-28/2
Record at School: 32-28/2

SID: Patrick Murphy
Phone: N/A
Email: pmurphy5@ju.edu
2019-20 Record: 18-12
Conf. Record/Finish: 10-6/4th
Postseason: N/A
Series Record: 1-1
Last Meeting: 65-36, UM (12/6/14)



PITTSBURGH PANTHERS

Location: Pittsburgh, Pa.
Colors: Blue and Vegas Gold
Arena: Petersen Events Center
Capacity: 12,508
Conference: ACC
Head Coach: Lance White
Career Record/Yrs: 16-46/2
Record at School: 16-46/2


SID: Louie Spina
Phone: 412-648-7774
Email: lspina@athletics.pitt.edu
2019-20 Record: 5-26
Conf. Record/Finish: 1-17/15th
Postseason: N/A
Series Record: 23-9, UM
Last Meeting: 73-54, UM (3/1/20)






OPPONENT QUICK FACTS


STETSON HATTERS

Location: DeLand, Fla.	SID: Jamie Bataille	
Colors: Green and White	Phone: 386-822-8131	
Arena: Edmunds Center	Email: jbatall@stetson.edu	
Capacity: 4,000	2019-20 Record: 12-18	
Conference: ASUN	Conf. Record/Finish: 6-10/7th	
Head Coach: Lynn Bria	Postseason: N/A	
Career Record/Yrs: 375-376/25	Series Record: 19-4, UM	
Record at School: 222-163/12	Last Meeting: 70-63, SU (3/20/14)	


SYRACUSE ORANGE

Location: Syracuse, N.Y.	SID: Olivia Coiro	
Colors: Orange	Phone: 315-443-2608	
Arena: Carrier Dome	Email: oacoiro@syr.edu	
Capacity: 35,121	2019-20 Record: 16-14	
Conference: ACC	Conf. Record/Finish: 9-9/T-8th	
Head Coach: Quentin Hillsman	Postseason: N/A	
Career Record/Yrs: 304-159/14	Series Record: 21-10, UM	
Record at School: 304-159/14	Last Meeting: 77-62, UM (1/12/20)	


VIRGINIA CAVALIERS

Location: Charlottesville, Va.	SID: Melissa Dudek	
Colors: Navy and Orange	Phone: 434-982-5500	
Arena: John Paul Jones Arena	Email: dudek@virginia.edu	
Capacity: 14,593	2019-20 Record: 13-17	
Conference: ACC	Conf. Record/Finish: 8-10/T-8th	
Head Coach: Tina Thompson	Postseason: N/A	
Career Record/Yrs: 25-36/2	Series Record: 10-10, tied	
Record at School: 25-36/2	Last Meeting: 69-64, UVA (2/13/20)	

VIRGINIA TECH HOKIES

Location: Blacksburg, Va.	SID: Carter Brown	
Colors: Maroon and Burnt Orange	Phone: 540-231-6892	
Arena: Cassell Coliseum	Email: cart315@vt.edu	
Capacity: 10,000	2019-20 Record: 21-9	
Conference: ACC	Conf. Record/Finish: 11-7/T-4th	
Head Coach: Kenny Brooks	Postseason: N/A	
Career Record/Yrs: 423-171/17	Series Record: 21-8, UM	
Record at School: 86-49/4	Last Meeting: 69-45, VT (2/2/20)	

WAKE FOREST DEMON DEACONS

Location: Winston-Salem, N.C.	SID: Andrew Kovar	
Colors: Old Gold and Black	Phone: 336-758-1880	
Arena: LVJM Coliseum	Email: kovara@wfu.edu	
Capacity: 14,665	2019-20 Record: 16-16	
Conference: ACC	Conf. Record/Finish: 7-11/T-11th	
Head Coach: Jen Hoover	Postseason: N/A	
Career Record/Yrs: 120-136/8	Series Record: 14-9, UM	
Record at School: 100-123/7	Last Meeting: 79-63, UM (2/27/20)	



COACHES & STAFF

Head Coach Katie Meier	16-18
Associate Head Coach Octavia Blue.....	19
Assistant Coach Fitzroy Anthony	20
Assistant Coach Kelley Gibson.....	21
Basketball Staff	22-24
Support Staff.....	24



KATIE MEIER

HEAD COACH

16TH SEASON AT MIAMI, 292-187 | 20TH SEASON OVERALL, 368-232

MEIER'S CAREER

ASSISTANT COACH

- 1993-94 UNC Asheville
- 1994-99 Tulane

ASSOCIATE HEAD COACH

- 1999-2001 Tulane

HEAD COACH

- 2001-05 Charlotte
- 2005-pres. Miami

EDUCATION

- Wheaton Central High School, 1985
- Duke University, 1989
- B.A. English (Literature)
- Duke University, 1990
- M.A. English (Teaching English)

NGAA APPEARANCES

- 2003 - Charlotte - First Round
- 2011 - Miami - Second Round
- 2012 - Miami - Second Round
- 2013 - Miami - First Round
- 2015 - Miami - Second Round
- 2016 - Miami - First Round
- 2017 - Miami - Second Round
- 2018 - Miami - First Round
- 2019 - Miami - Second Round

WNIT APPEARANCES

- 2004 - Charlotte - Second Round
- 2005 - Charlotte - First Round
- 2006 - Miami - Second Round
- 2010 - Miami - Finals
- 2014 - Miami - First Round

PLAYING CAREER

- Wheaton Central High School, 1981-85
- Duke University, 1985-88; 1989-90
- BBC Mini-Flat Waregem (Belgium), 1990-93

AWARDS/MISCELLANEOUS

- ACC Rookie of the Year, 1986
- GTE Academic All-American, 1988
- First Team All-ACC, 1990
- Kodak/WBCA District II All-American, 1990
- Duke University Hall of Honor Inductee, 2002
- ACC 50th Anniversary Team, 2002
- C-USA Coach of the Year, 2003
- WBCA Region 4 Coach of the Year, 2003
- ACC Legend, 2006
- Wheaton Central High School Hall of Fame Inductee, 2009
- ACC Coach of the Year, 2011
- Russell Athletic/WBCA Region 2 Coach of the Year, 2011
- AP National Coach of the Year, 2011
- USA Basketball Coach of the Year, 2013
- University of Miami Sports Hall of Fame Inductee, 2017

PERSONAL

- Hometown: Wheaton, Ill.

Katie Meier completed her 15th season at the helm of the Hurricanes' women's basketball program in 2019-20. A well-known and respected figure in women's basketball with 19 years of head coaching experience, Meier has worked tirelessly to put her mark on Miami's program and to build a winning tradition.

In her 15 seasons leading the Canes, Meier has amassed nine 20-win seasons and coached the team to 11 postseason appearances, including 10 straight from 2009-2019. Meier is the all-time winningest head coach of Miami women's basketball by percentage (.617) and the Canes have not finished below .500 since the 2008-09 seasons.

Through the 2019-20 campaign, Meier boasts a career record of 353-217 and holds a 277-172 mark during her time heading up the Miami program.

Honors and Accolades

Meier has been recognized for her coaching success numerous times throughout her career. From being named a co-recipient of the 2013 USA Basketball National Coach of the Year award following a 9-0 record and gold medal at the 2013 FIBA U19 World Championship, to being inducted into the University of Miami Sports Hall of Fame in 2017, Meier's name has become synonymous with elite basketball.

One of the most prestigious honors bestowed on Meier came at the conclusion of the 2010-11 season when she was named the Associated Press National Coach of the Year - sharing the award with Connecticut's Geno Auriemma and Stanford's Tara VanDerveer. That season, Meier led the Hurricanes into the NCAA tournament for the first time since 2004 and coached the Canes to their first NCAA Tournament win since 1993.

The Canes entered the 2010-11 season with high internal expectations, but were picked eighth in the Preseason ACC Poll. Miami exceeded all outside expectations posting a perfect 20-0 record inside BankUnited Center and finished conference play with a 12-2 record, earning their first regular season conference title since joining the league in 2004. As a result, Meier was named the ACC Coach of the Year and later would be selected as the WBCA/RUSSELL ATHLETIC Region 2 Coach of the Year, as voted on by her peers.

During the 2011-12 season, Meier coached the Canes to their highest ranking in program history at No. 5. Miami went undefeated at home for the second consecutive season, pushing the home win streak to 40 games.

Five coaches who have been assistants for Meier during her head coaching career have gone on to earn Division I head coaching positions: Lynn Bria (Stetson), Amanda Butler (Florida and Clemson), Darrick Gibbs (North Florida), Carolyn Kieger (Marquette) and Stephanie McCormick (Western Carolina). Additionally, 25 of Meier's players at Miami have gone on to play professionally after their college careers.

COACHES & STAFF



HEAD COACH KATIE MEIER

MEIER'S YEAR-BY-YEAR RECORDS						
YEAR	SCHOOL	OVERALL		CONF.		POSTSEASON
		W-L	W-L	FINISH	POSTSEASON	
2001-02	Charlotte	16-13	7-7	t-7		
2002-03	Charlotte	21-9	12-2	1	NCAA	0-1
2003-04	Charlotte	17-14	8-6	7	WNIT	1-1
2004-05	Charlotte	22-9	9-5	t-5	WNIT	0-1
2005-06	Miami	17-13	6-8	6	WNIT	1-1
2006-07	Miami	11-19	2-12	11		
2007-08	Miami	9-21	2-12	12		
2008-09	Miami	13-17	2-12	t-10		
2009-10	Miami	22-14	4-10	t-10	WNIT	5-1
2010-11	Miami	28-5	12-2	t-1	NCAA	1-1
2011-12	Miami	26-6	14-2	2	NCAA	1-1
2012-13	Miami	21-11	11-7	t-4	NCAA	0-1
2013-14	Miami	16-15	8-8	8	WNIT	0-1
2014-15	Miami	20-13	8-8	8	NCAA	1-1
2015-16	Miami	24-9	10-6	t-5	NCAA	0-1
2016-17	Miami	24-9	10-6	7	NCAA	1-1
2017-18	Miami	21-11	10-6	t-6	NCAA	0-1
2018-19	Miami	25-9	12-4	4	NCAA	1-1
2019-20	Miami	15-15	7-11	t-11	N/A	
Overall		368-232	154-134	12-14		

All About the Players

Meier has developed Miami into a program committed to its players and said players have flourished over the last 15 years.

Five All-Americans have emerged under Meier's tutelage: Tamara James (2006), Shenise Johnson (2011, 2012), Riquana Williams (2011, 2012), Adrienne Motley (2016) and Beatrice Mompremier (2019, 2020).

All five of those players were drafted into the WNBA following their time at Miami, most recently being Mompremier who was selected 20th overall by the Los Angeles Sparks in the 2020 WNBA Draft. In total, Meier has coached 24 players that have gone on to play professionally, whether that is in the WNBA or overseas.

Under Meier's direction, 12 players have earned All-ACC Team postseason accolades, including Shenise Johnson who earned ACC Player of the Year (2011). Five Canes have been tabbed to the ACC All-Defensive Team, while four rookies have made an appearance on the ACC All-Freshman Team. Emese Hof ('18), earned the first ACC Most Improved Player for Miami in program history.

Meier's players have also excelled in the classroom as 12 players have earned a spot on the ACC All-Academic team, with four players earning multi-year bids. Additionally, Miami has placed someone on the ACC Honor Roll in 15 of Meier's 15 seasons.

A New Era

Hired April 19, 2005, Meier was appointed by then-Miami AD Paul Dee in front of national and local media, fans, alumni and support staff, signifying the beginning of a new era.

Following an unprecedented career as one of the greatest athletes to ever play in the Atlantic Coast Conference, Meier quickly established herself in the coaching ranks. Following an impressive four-year tenure as the head coach at Charlotte where she helped bring the 49er program into national prominence, Meier made it clear that her goal was to make Miami one of the premier women's basketball programs in the country.

Creating a Winning Program

In her first season, Meier wasted little time in making the first steps towards those goals. After receiving little attention in the ACC preseason polls, the Hurricanes posted an impressive overall record of 17-13. Under Meier, Miami earned a berth into the second round of the 2006 Women's National Invitation Tournament and standout Tamara James produced one of the greatest seasons ever seen by a UM player, becoming Miami's all-time leading scorer. James was selected with the eighth overall pick in the 2006 WNBA Draft by the Washington Mystics.

Over the next two years, the Hurricanes continued to develop under Meier's direction. Miami's Renee Taylor emerged as the ACC's leading scorer in 2006-07, while Maurita Reid finished the 2007-08 campaign with 110 steals, good for second in the ACC and fifth in the NCAA.

With the No. 21-ranked incoming recruiting class, Meier and the Hurricanes saw significant improvement during the 2008-09 season. The freshman class was highlighted by McDonald's All-American Shenise Johnson of Henrietta, N.Y., and Riquana Williams from nearby Pahokee, Fla. Under Meier's guidance, Johnson was named the ACC Rookie of the Week on three occasions and was named to the ACC All-Freshmen team as well as ACC Honorable Mention. The versatile guard/forward also led the U19 USA team to a gold medal finish in the 2009 World Championships in Bangkok, Thailand.

The 2009-10 season was one of the most successful in program history. Under Meier's vision, the Hurricanes advanced to the WNIT Championship game. Miami posted a 22-14 overall record - the first 20-win campaign since the 2002-03 season and just the eighth all-time in history. In her sophomore season, Johnson was named first team All-ACC, while a healthy Riquana Williams garnered second-team honors. The tandem led Miami to a 5-1 WNIT record - the deepest postseason run in team history, with both earning all-tournament honors along the way.

Following the success of the 2009-10 campaign, Meier signed a contract extension through 2015 and the Hurricanes continued their rise in the ACC. Miami earned a conference regular season title in 2010-11 and returned to the NCAA Tournament for the first time in seven seasons. Johnson was named to four different All-America squads and became the second player in program history to be named the conference player of the year (Frances Savage - BIG EAST - 1992). Williams, along with Johnson, was named First Team All-ACC and was the conference scoring leader, posting 21.7 points per game.

Miami's dominance continued into the 2011-12 season. The Canes finished second in the conference standings with a record of 14-2 and were 26-6 overall, earning a No. 3 seed in the NCAA Tournament. UM also defeated the eventual conference tournament champion, Maryland, both times they played in the regular season.

Seniors Shenise Johnson and Riquana Williams continued to shine in the ACC as the duo were second and third in the league in scoring and each were again named First Team All-ACC. Johnson was also named to the All-ACC Defensive Team for the third consecutive season and earned a place on five different All-America teams, including the WBCA squad for the second straight year. Williams earned AP All-America third team recognition in

COACHES & STAFF

HEAD COACH KATIE MEIER

MEIER'S CAREER RECORDS

SCHOOL	YEARS	OVERALL	CONF.
Charlotte	2001-05	76-45	36-20
Miami	2005-pres.	292-187	118-114
Overall	18 seasons	368-232	154-134

her final collegiate campaign as well.

The Hurricanes went to a school record third straight NCAA Tournament in 2012-13, earning a No. 8 seed. Meier's Hurricanes defeated two top-10 opponents during the season, besting No. 6/7 Penn State and knocking off No. 5/4 Duke on senior day, marking the first win over a team in the top four of either poll in program history and the school's first win over the Blue Devils, who went 20-1 against ACC opponents that

season, including winning the ACC Tournament.

After reaching the WNIT in 2014, Meier guided the Hurricanes back to the NCAA Tournament in 2015 and the 11th-seeded Hurricanes defeated No. 6 seed Washington in the first round, before dropping their second round matchup against third-seeded Iowa, the host school.

Earlier in the 2014-15 season, Meier also led the Hurricanes to the program's first win over a team in the top four of the AP Poll. They defeated No. 4/4 Notre Dame, 78-63, the Fighting Irish's only loss in their first two years in the ACC. Sophomore guard Adrienne Motley went on to be named a consensus First Team All-ACC pick after averaging 16.9 points on 49.2 percent shooting. Meier also earned her 250th career win during the season.

In 2015-16, Meier led Miami to a 24-9 record to tie for the fifth-most wins in a season in program history. Miami received a No. 5 seed the NCAA Tournament and made its fifth appearance in the field in the past six years. The 2015-16 campaign also saw the Hurricanes beat both Duke and North Carolina in the same year for the first time. The victory at North Carolina was good for the 200th of Meier's tenure at Miami. Adrienne Motley was also tabbed as a consensus First Team All-ACC honoree for the second straight year, in addition to garnering WBCA All-America Team Honorable Mention recognition.

In 2016-17, Meier guided the Hurricanes to a second straight 24-9 record. In the quarterfinals of the ACC Tournament, Miami again defeated a Florida State team ranked in the top 10, downing the No. 8/12 Seminoles, 56-54, to earn back-to-back semifinal appearances for the first time. The Hurricanes beat four top-25 teams, defeating three ranked teams – two of which were in the top 10 – away from home for the first time in the ACC era. Miami earned a No. 4 seed in the NCAA Tournament, hosting the first two rounds of play, and reached the second round for the fourth time in seven years.

Adrienne Motley and Jessica Thomas were both Second Team All-ACC picks in 2016-17, with Motley becoming Miami's fifth WNBA Draft pick. In addition, Motley, Thomas and Keyona Hayes formed the second Miami teammate trio to all reach 1,000 points and each signed a WNBA contract, the first time three Hurricanes in the same class did so.

Despite losing many talented players to graduation and injuries, Meier led the Hurricanes to a 21-11 finish in 2017-18 and surpassed 250 wins in her tenure with the program. Erykah Davenport, a Second Team All-ACC honoree, and Keyanna Harris became the first Miami seniors to make four straight NCAA Tournaments. Miami had two freshman all-league honorees for the first time since 1992-93 in the BIG EAST, as Mykea Gray and Kelsey Marshall both made the cut.

In 2018-19, Meier guided her team to a 10th consecutive postseason appearance, including an eighth trip to the NCAA Tournament in the last nine years and fifth straight NCAA Tournament bid. Miami also reached 20-plus wins for the ninth time in 10 years and double-digit ACC victories for the seventh time in nine years.

Establishing Her Legacy as a Player

Meier's success as a coach is a direct reflection of her playing career as a standout at Duke University. A four-year letter winner for the Blue Devils under head coach Debbie Leonard from 1986-90, Meier's name is scattered throughout the Duke record books.

She currently ranks among the school's all-time career leaders in scoring average (16.2 points per game), steals (232), free throws made (447) and free throws attempted (624). She is also listed among Duke's leaders in career points (1,761), field goals made (653), field goals attempted (1,283), assists (409) and rebounding average (6.1 rebounds per game).

Meier wasted no time making her mark at Duke, earning ACC Rookie of the Year and Basketball Yearbook Freshman All-America honors in 1986. Meier injured her knee in 1988 during her junior season and ultimately missed the entire 1988-89 campaign while recovering.

Meier returned to Duke for her senior season in 1990 without missing a beat, earning Kodak/WBCA District 2 All-America and All-ACC first team accolades while being named the Blue Devils' most valuable player.

In 2002, Meier was honored by Duke for her efforts as a player when she was named to the inaugural induction class in the Blue Devils' Hall of Honor. That same year, Meier was named to the ACC's 50th Anniversary Team. In 2006, she was once again honored by the conference when she was named an ACC Legend at the 2006 ACC Women's Basketball Tournament.

Meier's success on the court was only outdone by her accomplishments in the classroom. She was named to the Dean's List from 1986-88. In 1988 she also earned GTE Academic All-America Second Team honors.

After receiving a bachelor's degree in English literature with cum laude honors in 1989, Meier went on to earn a master's degree in teaching English from Duke in 1990.

Following her career at Duke, Meier moved overseas to play three seasons with BBC Mini-Flat Waregem in Belgium from 1990-93. There, she helped lead her team to three First Division regular season titles and one Belgian Cup Championship. While in Belgium, Meier also spent time teaching classes of conversational English while coaching teams of 15- to 17-year-olds.

A native of Wheaton, Ill., Meier graduated from Wheaton Central High School in 1985 and in October 2009 was inducted into her high school's athletic hall of fame.



OCTAVIA BLUE

ASSOCIATE HEAD COACH
NINTH SEASON AT MIAMI (13TH OVERALL) | MIAMI, 1998



PERSONAL

Hometown: Deerfield Beach, Fla.
Education: Miami, 1998

COACHING EXPERIENCE

ST. JOHN'S

Assistant Coach, 2008-09

GEORGIA TECH

Assistant Coach, 2009-12

MIAMI

Assistant Coach, 2012-2020
Associate Head Coach, 2020-pres.

NCAA APPEARANCES

- 2010 - Georgia Tech - First Round
- 2011 - Georgia Tech - Second Round
- 2012 - Georgia Tech - Round of 16
- 2013 - Miami - First Round
- 2015 - Miami - Second Round
- 2016 - Miami - First Round
- 2017 - Miami - Second Round
- 2018 - Miami - First Round
- 2019 - Miami - Second Round

WNIT APPEARANCES

- 2009 - St. John's - Round of 16
- 2014 - Miami - First Round

PLAYING EXPERIENCE

COLLEGE

Miami, 1994-98

WNBA

- Los Angeles Sparks, 1998
- Minnesota Lynx, 1999
- Miami Sol, 2001
- Houston Comets, 2003-05

INTERNATIONAL

- Botasspor (Turkey), 1999-2000
- Gallil Eliyon (Israel), 2000-01
- Panathanaikos (Greece), 2001-02
- Holon (Israel), 2002
- Tel Kabir (Israel), 2005-06
- Villeneuve D'Ascq (France), 2006
- Pabianice (Poland), 2006

Octavia Blue joined the University of Miami women's basketball staff as an assistant coach on May 2, 2012. A familiar face in Coral Gables, Blue played for the Hurricanes from 1994-98. The Miami alum begins her ninth season with the Canes in 2019-20 and her 13th season as a college coach.

Working primarily with the post players, Blue has coached eight players to 10 total All-ACC recognition in her eight seasons at Miami, including six first-team accolades and two All-ACC Defensive Team honors.

In August 2020, Blue was promoted to associate head coach.

Coaching the Canes

Over the last two seasons, the Miami alum worked closely with 2020 graduate Beatrice Mompremier, who earned AP and WBCA All-America recognition in back-to-back seasons. Mompremier was a finalist for the Lisa Leslie Center of the Year Award in both 2019 and 2020 and was tabbed ACC Preseason Player of the Year ahead of the 2019-20 campaign.

During Blue's eight-year stint at Miami, five players have signed WNBA contracts, including Mompremier, who was selected 20th overall in the 2020 WNBA Draft by the Los Angeles Sparks. In total, 14 Hurricanes who have benefited from Blue's tutelage have gone on to play professionally.

Along with Blue's presence on the recruiting trail and her development of post players, she has coached the Hurricanes to a postseason berth each year—the NCAA Tournament in 2013, 2015, 2016, 2017, 2018 and 2019, as well as the WNIT in 2014 (there was no postseason in 2020 due to COVID-19).

Always Improving

Forever a student of the game, Blue has continued to expand upon her basketball knowledge through a variety of symposiums and workshops. In 2019, Blue participated in the Women Leaders in College Sports/Next Up Program at the WBCA Convention and was also a member of the Next Chair Symposium.

In addition to her participation in numerous WBCA events, Blue served as an assistant coaches board member for the Kay Yow Cancer Fund in 2017. That year, she also attended

the Indiana Fever training camp.

Previous Stops

Prior to her return to Miami, Blue spent three seasons as an assistant coach and recruiting coordinator at Georgia Tech. During her time in Atlanta, the Yellow Jackets posted three 20-plus win seasons, made three NCAA tournament appearances and reeled in two top-25 recruiting classes (No. 24 in 2011 and No. 13 in 2012).

Also developing post players at Georgia Tech, Blue coached three All-ACC players and three WNBA Draft picks. Brigitte Ardossi was drafted by the Atlanta Dream in the second round in 2010, Alex Montgomery was taken in the first round by the New York Liberty in 2011 and Sasha Goodlett was picked in the first round in 2012 by the Indiana Fever.

Blue's first season as an assistant coach was in 2008-09 at St. John's, where she helped the Red Storm advance to the WNIT. Under the guidance of Blue, post-player Dashena Stevens was named the 2008-09 BIG EAST Rookie of the Year.

The Playing Days

From 1994-98, Blue amassed 1,724 points as a Hurricane, then placing her fourth in program history and still good for eighth. She shot a school record 45.3 percent from 3-point range as a senior in 1997-98 before going on to play a nine-year professional basketball career.

After her collegiate career, Blue was selected No. 15 overall in 1998 by the Los Angeles Sparks, becoming Miami's first WNBA Draft pick.

She had a lengthy professional career that lasted from 1998-2006, which included playing in the WNBA and for international clubs in Greece, Israel, France, Turkey and Poland.

Personal

Blue returned to Miami to complete her degree in sociology and sport management in 2007 and, in 2008, was inducted into the UM Sports Hall of Fame and named an ACC Women's Basketball Legend.

On Feb. 21, 2016, Blue's No. 10 jersey became the fourth in program history raised to the rafters in Coral Gables, Fla.

COACHES & STAFF



FITZROY ANTHONY

ASSISTANT COACH

SIXTH SEASON AT MIAMI (NINTH OVERALL) | PALM BEACH ATLANTIC, 2008

PERSONAL

Hometown: Boca Raton, Fla.
Education: Palm Beach Atlantic, 2008

COACHING EXPERIENCE

CORAL SPRINGS CHARTER SCHOOL
Head Coach, 2010-12

FLORIDA ATLANTIC

Assistant Coach, 2012-15

MIAMI

Assistant Coach, 2015-pres.

NCAA APPEARANCES

- 2016 - Miami - First Round
- 2017 - Miami - Second Round
- 2018 - Miami - First Round
- 2019 - Miami - Second Round

Fitzroy Anthony was named an assistant coach for the University of Miami women's basketball program on May 18, 2015.

The Hurricanes have reached the NCAA Tournament in four of the five years that Anthony has been on staff, including two Round of 32 berths on their home court (2017 and 2019). There was no NCAA Tournament in 2019-20 due to the novel coronavirus pandemic. Miami holds a 109-53 record during Anthony's tenure as an assistant coach for the Canes.

Anthony has worked with five All-ACC performers in forward/centers Erykah Davenport, Beatrice Mompremier and Emese Hof, and guards Adrienne Motley and Jessica Thomas.

Motley and Mompremier both earned WBCA All-America Honorable Mention accolades and became the fifth (2017) and sixth (2020) WNBA draft picks in program history, respectively.

Anthony has also helped guide two guards, Endia Banks and Kelsey Marshall, to ACC All-Freshman Team recognition.

Prior to joining the Hurricanes, Anthony was an assistant coach at Florida Atlantic University for three seasons and helped the Owls make the move from the Sun Belt to Conference USA in his second year with the program.

During his three years at FAU, Anthony primarily worked with the team's guards, and did so with great success. In his final season there, the Owls had one backcourt player named First Team All-Conference USA and another selected to the league's all-freshman team.

Anthony played a key part in the Owls' scouting, defensive game planning and academic mentoring, while also handling all of the team's scheduling.

A stellar recruiter, Anthony helped FAU sign the second-ranked recruiting class in the conference in 2014, according to Collegiate Girls Basketball Report.

In Anthony's second season in Boca Raton, Fla., he aided in guiding the Owls to their second winning season since 2005-06 and their

second-most wins during that stretch.

Well-connected in South Florida, Anthony was the head coach at Coral Springs Charter School for two years, prior to making the move to FAU in August 2012. He led the Panthers to 20-wins seasons both years and was named the Broward County Athletic Association Coach of the Year in 2012.

Anthony directed the Panthers to their first regional and district championships in 2012, as well as their first berth in the Final Four of the state tournament. Four players he coached at Coral Springs Charter School went on to play Division I basketball.

Additionally, Anthony has experience coaching AAU basketball in South Florida and won over 80 percent of his games on the sidelines. Seven of his players proceeded to play collegiately in the ACC, SEC or Big 12.

Born in Antigua, Anthony moved to Boca Raton at age 12. He played basketball at Olympic Heights High School and then at Palm Beach Atlantic University, where he graduated in 2008 with a bachelor's degree in education.



KELLEY GIBSON

ASSISTANT COACH
FIRST SEASON AT MIAMI (14TH OVERALL) | MARYLAND, 1999



COACHES & STAFF

PERSONAL

Hometown: Easton, Md.
Education: Maryland, 1999

COACHING EXPERIENCE

AMERICAN

Graduate Assistant, 2005-06

UMBC

Assistant Coach, 2006-07

MAINE

Assistant Coach, 2007-09

USC

Assistant Coach, 2009-10

SYRACUSE

Assistant Coach, 2010-15

RUTGERS

Assistant Coach, 2015-2019

MIAMI

Assistant Coach, 2020-pres.

NCAA APPEARANCES

- 2007 - UMBC - First Round
- 2013 - Syracuse - First Round
- 2014 - Syracuse - Second Round
- 2015 - Syracuse - Second Round
- 2019 - Rutgers - First Round

WNIT APPEARANCES

- 2011 - Syracuse - Quarterfinals
- 2012 - Syracuse - Semifinals
- 2016 - Rutgers - Second Round

PLAYING EXPERIENCE

COLLEGE

Maryland, 1994-99

WNBA

Houston Comets, 2000-04

INTERNATIONAL

- Club Dynamo (Russia), 2001
- Club Bney Yehuda (Israel), 2003-04

Kelley Gibson made her return to the ACC on July 31, 2020 when she was named an assistant coach by Miami head women's basketball coach Katie Meier. An exceptional recruiter with proven success, Gibson brings knowledge and experience to The U.

Gibson has spent the past year building the Sure Basketball Academy in her hometown of Easton, Md. The SBA experience is designed to shape a generation of leaders through basketball and character development curriculum. Programs include individual and group training, SBAAAU teams, SBA leagues, camps, clinics, and tournaments.

BIG EAST Basketball

In her last coaching stint, Gibson spent four seasons as an assistant coach for the Rutgers women's basketball team. While with the Scarlet Knights, Gibson was involved in player development, recruiting, scouting and academics.

During her four years at Rutgers, the Scarlet Knights held a 66-62 overall record, including a pair of 20-win seasons in 2017-18 and 2018-19. In the latter season, Gibson helped coach the Scarlet Knights to their first NCAA Tournament appearance since 2015, boasting a 22-10 overall record and a program-best 13 BIG 10 wins.

As a coach, Gibson mentored a trio of WNBA draft picks in Kahleah Copper (2016), Rachel Hollivay (2016) and Tyler Scaife (2018). Under Gibson's coaching, Scaife and Copper both earned Big Ten Second Team honors in 2016, while Rachel Hollivay was named to the 2016 Big Ten All-Defensive Team.

Coaching at 'Cuse

Gibson spent five seasons at Syracuse University, where she served as an assistant coach and recruiting coordinator. She helped the Orange to postseason play each year, including three-straight NCAA Tournament appearances, and a 116-53 overall record across those five seasons.

As the team's recruiting coordinator, Gibson helped put together the No. 6 class in the country in 2012, including a trio of McDonald's All-Americans, the No. 10 class in 2013 and the No. 21 class in 2015.

During her tenure, Gibson

helped to mentor a quartet of WNBA draft selections including first round selections Kayla Alexander (2013) and Brittney Sykes (2017), and second round picks Brianna Butler (2016) and Alexis Peterson (2017).

Previous Stops

Prior to joining the Syracuse staff, Gibson had stints at USC, Maine and UMBC. The 2010 class she helped bring in for the Trojans placed seventh nationally according to espnW HoopGurlz. During her time at UMBC, the Retrievers captured their first NCAA Tournament berth as the America East Tournament champions.

Gibson entered the coaching ranks serving as a graduate assistant coach at American University.

Professional Career

Following her collegiate career, Gibson had a successful WNBA career with the Houston Comets, helping the team to a 2000 WNBA Championship. A Comet from 2000-04, Gibson ranks in the top 10 on Houston's all-time games played chart and played with the likes of Sheryl Swoopes, Tina Thompson, Cynthia Cooper and current UM coach Octavia Blue.

In 2003, Gibson was awarded the WNBA's Off-Season Community Assist Award.

In addition to her time in the WNBA, Gibson also played internationally in Russia and Israel.

Maryland Standout

Gibson was an all-conference player at Maryland from 1995-99. Despite enduring three ACL injuries in her career, she earned ACC honorable mention in 1999 and was on the 1996 ACC All-Rookie Team. She remains among the school's leaders in 3-pointers, assists, steals and blocks.

Gibson graduated from Maryland in 1999 with a degree in kinesiology.

Personal

Gibson is a native of Maryland and has her high school jersey retired at Easton High School, where she won two state titles, set a school record with 2,220 career points. Along with her jersey having been retired, she has a street named after her in Easton.

Gibson is a member of the WBCA and the Black Coaches Association.



LONNETTE HALL

DIRECTOR OF BASKETBALL OPS. / COORDINATOR OF RECRUITING
14TH SEASON | CAL STATE NORTHRIDGE, 1994

departments. Among some of her other duties are season ticket holder relations.

Hall came to Miami following a one-year stint as the head girl's basketball coach at R.L. Paschal High School in Fort Worth, Texas, in 2004-05. In addition to the day-to-day coaching duties, Hall also managed the program's budget and marketing activities, and oversaw the team's booster club. She also organized HOOP Group, a youth basketball program in the Fort Worth area.

Hall spent six years at Texas Christian University, serving as an assistant coach with the Lady Frogs from 1999-2003 and as the Director of Basketball Operations during the 2003-04 season. As an assistant coach with the Lady Frogs, Hall helped guide TCU to three consecutive NCAA Tournaments while coaching notable players such as Fort

Lauderdale native and former All-American Sandora Irvin, who was later selected as the third overall pick in the 2005 WNBA Draft. Along with coaching, Hall's responsibilities included recruiting, practice and game preparation efforts, in addition to preparing the team's travel arrangements.

A native of Oxnard, Calif., Hall served in the United States Navy from 1986-88. She earned an associate's degree in art from Ventura Junior College in 1991 and went on to earn a bachelor's degree in kinesiology from California State University, Northridge in 1994. Hall added a master's degree in sports administration from the University of Wisconsin-La Crosse in 1996.

University of Miami head coach Katie Meier announced in May 2012 that Lonnelle Hall had been added to her staff as the director of women's basketball operations. Hall served as an assistant coach with the Hurricanes from 2007-10 and was a driving force behind the 2008 recruiting class that included Shenise Johnson, Riquna Williams and Sylvia Bullock.

The same position was held by Hall during the 2006-07 season, before she moved into her coaching role. Hall acts as the team's liaison between the coaching staff and the academics, compliance and housing



MARGIE GILL

DIRECTOR OF BASKETBALL OPS. & SPECIAL PROJECTS
SEVENTH SEASON | FLORIDA, 2003

Gill has over 15 years of women's basketball operations experience, including seven years at both the University of Mississippi and the University of Florida. Gill has also spent time on campus away from athletics, having served in an administrative capacity at Chowan University for three years.

A graduate of the University of Florida, Gill earned a degree in exercise science with an emphasis in sport management. She served as team manager at Florida under

former Rebel coach Carol Ross for four years and was head manager her final two seasons. Upon completion of her classes, Gill moved into the director of basketball operations job at her alma mater and stayed with Ross and the Gators for seven more years.

A native of McKees Rocks, Pa., Gill is married to Steven Gill. The couple has one son, Riley.

Head women's basketball coach Katie Meier announced the hiring of Margie Gill, the program's director of women's basketball operations & special projects, in July 2014.



MORGAN STROMAN

ASSISTANT DIRECTOR OF OPERATIONS
SECOND SEASON | MIAMI, 2013

assistant director of operations in Nov. 2020.

A four-year standout at The U, Stroman spent six years playing basketball professionally overseas with clubs in Spain, Finland, the Netherlands and Romania. Her responsibilities at UM include player development and analytics in addition to day-to-day operational tasks.

A native of Hopkins, S.C., Stroman played at Miami from 2009 to 2013. She was part of

three NCAA Tournament teams and helped the Canes to a 2010 Atlantic Coast Conference regular season co-championship.

Stroman finished her collegiate career averaging 11.4 points and 7.4 rebounds per game. During her time at Miami, Stroman aided the Hurricanes to four 20-win seasons and a 97-36 record across those four years.

The forward graduated from Miami in 2013 with a degree in sports administration.

Morgan Stroman returned home to Miami in Dec. 2019. She served as an operations assistant for one season before being elevated to her current position of

COACHES & STAFF



NOELLE COBB

VIDEO COORDINATOR
SECOND SEASON | LA VERNE, 2017

served as a graduate assistant.

Prior to joining the Spartans, Cobb took part in the WBCA's "So You Want To Be A Coach" program in March 2017. The three-day workshop in Dallas featured instruction on recruiting, administration, skill development, game rules, work-life balance, etc.


Cobb, who has worked both Byron Scott and Doug Bruno's basketball camps, started 41 contests in two seasons at the University of La Verne. She averaged 12.0 points and 5.0

rebounds per game, while shooting 48.0 percent.

Before matriculating to La Verne, Cobb was a two-year captain at Fullerton Junior College, earning first team all-conference honors as a sophomore.

Cobb graduated from La Verne in 2017 with a bachelor's degree in educational studies and later received a master's degree in applied arts & sciences from UNGC in 2019.

Noelle Cobb joined the University of Miami women's basketball staff in June 2019 as the video coordinator. Cobb came to Coral Gables after two years at UNC Greensboro, where she



ABBIE MISENHEIMER

ATHLETIC TRAINER
FIRST SEASON | NORTH CAROLINA, 2016

Physical Resident, primarily working with the football and men's tennis teams. In August 2020, she made the transition to working full-time with the women's basketball program.

Misenheimer graduated with a Bachelor of Arts from North Carolina in 2016, serving as a student athletic trainer during her junior and senior years, working with teams including soccer,

football and volleyball.

She earned her doctorate degree in physical therapy from Emory University, graduating in 2019.

Misenheimer is certified as an athletic trainer by the National Athletic Trainers' Association and holds AED and First Aid certification from the American Red Cross.

Abbie Misenheimer joined the Miami Hurricanes athletic department in May 2019 as a



BRANDON KUHN

STRENGTH & CONDITIONING COACH
FIRST SEASON | ANGELO STATE UNIVERSITY, 2006

in New York. In his role at Manhattan, Kuhn not only was responsible for structuring year-round performance and nutritional programs for student-athletes but oversaw the organization's day-to-day operations including coordinating team travel.

Kuhn's previous stops also includes two seasons at Coppin State and five seasons at Western Kentucky. During his time with the Hilltoppers, the men's basketball team won back-to-back Sun Belt Conference championships and produced eight all-conference players.

From 2011-17, Kuhn also worked as a private sports performance coach, with NBA clients like Carmelo Anthony, Tyler and Ben Hansbrough and Will

Barton.

Kuhn got his start in college athletics at Texas Tech University in 2007, spending five seasons in Lubbock. Originally coming in as a graduate assistant for strength and conditioning, Kuhn worked his way up to head strength and conditioning coach for men's basketball in 2011.

A 2006 graduate from Angelo State with a degree in exercise science, Kuhn earned master's in strength and conditioning from Texas Tech in 2010.

Brandon Kuhn joined the University of Miami staff in October 2019, serving as the strength and conditioning coach for the Hurricanes' women's basketball team.

Kuhn comes to Coral Gables after spending last season as a strength and conditioning coach at South Alabama.

Prior to his stint at South Alabama, Kuhn worked as the strength coach for men's basketball at Manhattan College

SUPPORT STAFF



MEGAN BARNES
ASSOCIATE DIRECTOR
COMMUNICATIONS



IVA EARLEY
ASSOCIATE DIRECTOR
FACILITIES



DR. ERIC GOLDSTEIN
SPORTS PSYCHOLOGIST



MICHELE GASTON
ASSISTANT ADVISOR
ACADEMIC SUPPORT




RAY LOPEZ
MANAGER
IT




TESSA MORTENSEN
ASSISTANT DIRECTOR
DIGITAL STRATEGY



ERIKA REBULL
COORDINATOR
SPORTS NUTRITION



JASON WEINZIRL
ASSOCIATE DIRECTOR
TICKET OPERATIONS



DANIELLE WHITE
ASSOCIATE DIRECTOR
MARKETING



HURRICANES

Photo Roster	26-27
Kenza Salgues.....	28-29
Moulayna Johnson Sidi Baba.....	30-31
Destiny Harden.....	32-33
Endia Banks.....	34-36
Mykea Gray	37-39
Taylor Mason	40-42
Nyayongah Gony	43
Jamir Huston	44-45
Kelsey Marshall.....	46-48
Brianna Jackson.....	49-50
Paula Fraile Ruiz.....	51
Karla Erjavec.....	52-53
Naomi Mbandu	54
Sydnee Roby.....	55-56
Roster Breakdowns	57-58

PHOTO ROSTER



#0

KENZA SALGUES
So. | G | 5-9
MONTPELLIER, FRANCE
(INSEP)



#1

MOULAYNA JOHNSON SIDI BABA
So. | G/F | 6-0
ARSTA, SWEDEN
(Solna Gymnasium)



#3

DESTINY HARDEN
R-Jr. | F | 6-0
CHICAGO, ILL.
(Morgan Park)



#4

ENDIA BANKS
Sr. | G | 5-9
DULUTH, GA.
(Duluth)



#5

MYKEA GRAY
Sr. | G | 5-4
UPPER MARLBORO, MD.
(National Christian Academy)



#13

TAYLOR MASON
Sr. | G | 5-9
DECATUR, GA.
(Norcross)



#14

NYAYONGAH GONY
Fr. | F/G | 6-2
LINCOLN, NEB.
(Lincoln High)



#15

JAMIR HUSTON
Jr. | F | 6-0
CLEVELAND, OHIO
(John Hay)



#20

KELSEY MARSHALL
Sr. | G | 5-9
DAVIE, FLA.
(Miami Country Day)



#21

BRIANNA JACKSON
So. | F | 6-3
VIRGINIA BEACH, VA.
(Princess Anne)



#23

PAULA FRAILE RUIZ
Fr. | F | 6-4
OLESA DE MONTSERRAT, SPAIN
(Segle XXI)



#25

KARLA ERJAVEC
Jr. | G | 5-10
ZAGREB, CROATIA
(Sport Gymnasium)



#35

NAOMI MBANDU
Jr. | F | 6-2
TOBES, FRANCE
(Marcelin Berthelot)



#44

SYDNEE ROBY
So. | C | 6-3
MILWAUKEE, WIS.
(Rufus King)

HURRICANES



PHOTO ROSTER



KATIE MEIER
HEAD COACH
16TH SEASON



OCTAVIA BLUE
ASSOCIATE HEAD COACH
NINTH SEASON



FITZROY ANTHONY
ASSISTANT COACH
SIXTH SEASON



KELLEY GIBSON
ASSISTANT COACH
FIRST SEASON



MARGIE GILL
DIRECTOR OF BASKETBALL
OPS. & SPECIAL PROJECTS
SEVENTH SEASON



LONNETTE HALL
DIRECTOR OF BASKETBALL OPS. /
COORDINATOR OF RECRUITING
14TH SEASON



MORGAN STROMAN
ASSISTANT DIRECTOR OF OPS
SECOND SEASON



NOELLE COBB
VIDEO COORDINATOR
SECOND SEASON

HURRICANES



ABBIE MISENHEIMER
ATHLETIC TRAINER
FIRST SEASON



BRANDON KUHN
STRENGTH & CONDITIONING
COACH
FIRST SEASON



KENZA SALGUES

GUARD

0

SOPHOMORE • 5-9

MONTPELLIER, FRANCE • INSEP

As a Freshman (2019-20): Appeared in 25 games for the Canes, including playing a season-high 24 minutes against Florida State (1/5)...Recorded a bucket in eight games, with a trio of two-field goal games...Led all freshman in 3-point field goals made at 11 on the year...Scored a career-high seven points against UNC Asheville (12/20)...Poured in two 3-pointers in three games this season, including a 2-of-3 effort in 13 minutes of action at Virginia (2/13).

High School: Graduate of the National Institute of Sport, Expertise and Performance in Paris... Ranked the No. 20 international player in the 2018 class by ProspectsNations.com...Four-star prospect and second-best player from France...Represented France at the FIBA U18 Women's European Championship – Division A, helping her country to a seventh-place finish in Udine, Italy... Averaged 8.1 points, 2.0 rebounds and 1.7 assists in seven games...Also played for France in the FIBA U16 Women's European Championship in 2016...Tallied 8.4 points and 2.4 rebounds in seven games with three double-figure outings...INSEP is a French training institute for the nation's elite athletes between 15-18...Notable alumni include Clint Capela, Boris Diaw, Tony Parker and Johan Petro...Is the first Frenchwoman to play under Katie Meier.

Personal: Born May 18, 2000...Last name is pronounced SALGH.

HURRICANES



OKENZA SALGUES

BY THE NUMBERS

Miscellaneous	2019-20	ACC	Career
Double-Digits	-	-	-
20+ Points	-	-	-
10+ Rebounds	-	-	-
Double Doubles	-	-	-

CAREER HIGHS

Category	ACC	Career
Points	6*, at Virginia (2/13/20)	7, vs. UNCA (12/20/19)
Rebounds	2*, vs. Florida State (1/5/20)	2*, vs. Florida State (1/5/20)
Assists	2, vs. Florida State (1/5/20)	2, vs. UNCA (12/20/19)
Steals	N/A	N/A
Blocks	N/A	N/A
Field Goals Made	2*, at Virginia (2/13/20)	2*, at Virginia (2/13/20)
Field Goal Attempts	7*, vs. Florida State (1/5/20)	7*, vs. Florida State (1/5/20)
Free Throws Made	1, at Clemson (2/16/20)	2, vs. Binghamton (12/17/19)
Free Throw Attempts	2, at Clemson (2/16/20)	2*, at Clemson (2/16/20)
3-Point FGM	2*, at Virginia (2/13/20)	2*, at Virginia (2/13/20)
3-Point FGA	7, vs. Florida State (1/5/20)	7*, vs. Florida State (1/5/20)
Minutes	24, vs. Florida State (1/5/20)	24, vs. Florida State (1/5/20)

*Recorded more than once with most recent listed

2019-20 GAME-BY-GAME

Date	Opponent	GS	MIN	FG-A	3FG-A	FT-A	O-D-T	A	B	S	PTS
11/10	JACKSON ST	3	0-0	0-0	0-0	0-0-0	0	0	0	0	0
11/13	NORTH FLORIDA	5	0-0	0-0	0-0	0-0-0	1	0	0	0	0
11/17	IUJUI	0	0-0	0-0	0-0	0-0-0	0	0	0	0	0
11/22	vs. NC A&T	-	-	-	-	-	-	-	-	-	-
11/23	at #19/20 DePaul	-	-	-	-	-	-	-	-	-	-
11/29	#7/5 OREGON ST	6	0-1	0-1	0-0	0-0-0	0	0	0	0	0
11/30	MIAMI (OH)	12	1-2	1-2	0-0	0-2-2	0	0	0	3	3
12/04	#14/16 INDIANA	5	0-1	0-1	0-0	0-0-0	0	0	0	0	0
12/17	BINGHAMTON	6	0-3	0-2	2-2	0-0-0	1	0	0	2	2
12/20	UNC ASHEVILLE	19	2-7	2-7	1-2	0-2-2	2	0	0	7	7
12/21	WASHINGTON ST	2	0-0	0-0	0-0	0-0-0	0	0	0	0	0
12/29	WAKE FOREST	5	0-0	0-0	0-0	0-0-0	0	0	0	0	0
01/02	at Georgia Tech	0	0-0	0-0	0-0	0-0-0	0	0	0	0	0
01/05	#8 FLORIDA STATE	24	2-7	2-7	0-0	1-0-1	2	0	0	6	6
01/09	#7 LOUISVILLE	19	0-3	0-3	0-0	0-1-1	0	0	0	0	0
01/12	SYRACUSE	-	-	-	-	-	-	-	-	-	-
01/16	at North Carolina	12	1-1	1-1	0-0	0-2-2	0	0	0	3	3
01/19	at Notre Dame	12	0-5	0-5	0-0	0-1-1	1	0	0	0	0
01/23	CLEMSON	10	1-2	1-1	0-0	0-0-0	1	0	0	3	3
01/26	at #14 Florida St.	8	0-1	0-1	0-0	0-0-0	0	0	0	0	0
01/30	GEORGIA TECH	4	0-0	0-0	0-0	0-0-0	0	0	0	0	0
02/02	at Virginia Tech	12	1-3	1-3	0-0	0-1-1	0	0	0	3	3
02/09	DUKE	5	0-2	0-2	0-0	0-0-0	0	0	0	0	0
02/13	at Virginia	13	2-3	2-3	0-0	0-1-1	1	0	0	6	6
02/16	at Clemson	7	0-1	0-1	1-2	0-1-1	0	0	0	1	1
02/20	#10 NC STATE	-	-	-	-	-	-	-	-	-	-
02/23	at Boston College	7	1-1	1-1	0-0	0-1-1	0	0	0	3	3
02/27	at Wake Forest	1	0-0	0-0	0-0	0-0-0	0	0	0	0	0
03/01	PITTSBURGH	10	0-6	0-5	0-0	0-0-0	0	0	0	0	0
03/04	vs. Clemson	-	-	-	-	-	-	-	-	-	-

HURRICANES

Season	SALGUES CAREER STATISTICS				3-Point			Free Throws			Rebounds			Scoring											
	GP	GS	Min.	Avg.	FG	FGA	Pct	FG	FGA	Pct	FT	FTA	Pct	Off	Def	Tot	Avg	PF	FO	Ast	TO	Blk	Stl	Pts	Avg
2019-20	25	0	207	8.3	11	49	.224	11	46	.239	4	6	.667	1	12	13	0.5	10	0	9	18	0	0	37	1.5
TOTAL	25	0	207	8.3	11	49	.224	11	46	.239	4	6	.667	1	12	13	0.5	10	0	9	18	0	0	37	1.5



MOULAYNA JOHNSON SIDI BABA

GUARD/FORWARD **1**

SOPHOMORE • 6-0

STOCKHOLM, SWEDEN • SOLNA GYMNASIUM

As a Freshman (2019-20): Played in 25 games for the Canes, earning three starts...One of two freshman to average 15-plus minutes per game...Fifth on the Canes in assists (20)...Poured in a bucket in eight straight games (11/22-12/29)...Recorded the first double-digit outing her career at DePaul (11/23) with 10 points in 33 minutes of action...Tallied career highs in rebounds (six) and assists (four) at DePaul.

High School: Four-star international prospect according to Keil Moore Basketball...Represented Sweden in August 2018 at the FIBA U18 Women's European Championship in Udine, Italy...Made three appearances in the tournament, posting 10.7 points and 14.7 rebounds per game...Logged a double-double in all three outings, highlighted by a 12-point, 18-rebound performance against Ireland...Played for Sweden in the FIBA U16 Women's European Championship – Division A... Averaged 10.9 points and 5.4 rebounds in seven outings for Sweden...Becomes the second Swedish player to sign with Miami during Katie Meier's tenure.

Personal: Born Feb. 8, 2000...Committed to Miami over offers from Baylor, California, Kansas, Marquette and San Francisco...Full name is pronounced moo-LAY-nuh Johnson see-dee bah-bah.

HURRICANES



1 MOULAYNA JOHNSON SIDI BABA

BY THE NUMBERS

Miscellaneous	2019-20	ACC	Career
Double-Digits	1	-	1, at DePaul (11/23/19)
20+ Points	-	-	-
10+ Rebounds	-	-	-
Double Doubles	-	-	-

CAREER HIGHS

Category	ACC	Career ^A
Points	6, vs. NC State (2/20/20)	10, at DePaul (11/23/19)
Rebounds	4*, at Notre Dame (1/19/20)	6*, at DePaul (11/23/19)
Assists	3, at Wake Forest (2/27/20)	4, at DePaul (11/23/19)
Steals	1*, vs. Clemson (3/4/20)	2*, vs. NC A&T (11/22/19)
Blocks	N/A	1, vs. Jackson State (11/10/19)
Field Goals Made	2*, vs. NC State (2/20/20)	3*, at DePaul (11/23/19)
Field Goal Attempts	6, vs. Wake Forest (12/29/19)	9, at DePaul (11/23/19)
Free Throws Made	1, at Virginia (2/13/20)	2*, vs. Washington State (12/21/19)
Free Throw Attempts	3, vs. Wake Forest (12/29/19)	4, at DePaul (11/23/19)
3-Point FGM	2, vs. NC State (2/20/20)	2*, vs. NC State (2/20/20)
3-Point FGA	3, vs. Clemson (1/23/20)	4*, at DePaul (11/23/19)
Minutes	24, at Notre Dame (1/19/20)	33, vs. DePaul (11/23/19)

^ARecorded more than once with most recent listed

2019-20 GAME-BY-GAME

Date	Opponent	GS	MIN	FG-A	3FG-A	FT-A	O-D-T	A	B	S	PTS
11/10	JACKSON ST.	19	1-3	1-3	0-0	1-1-2	3	1	2	3	
11/13	NORTH FLORIDA	20	3-5	1-3	0-2	1-1-2	1	0	0	7	
11/17	IUPUI	27	0-3	0-1	0-0	0-1-1	1	0	0	0	
11/22	vs N.C. A&T	* 25	1-6	1-4	2-2	3-3-6	0	0	2	5	
11/23	at #19/20 DePaul	* 33	3-9	2-4	2-4	3-3-6	4	0	0	10	
11/29	#7/5 OREGON ST	* 24	1-4	0-2	1-2	0-2-2	1	0	0	3	
11/30	MIAMI (OH)	21	1-5	1-3	0-0	1-2-3	2	0	0	3	
12/04	#14/16 INDIANA	23	1-5	1-3	0-0	1-4-5	1	0	0	3	
12/17	BINGHAMTON	16	1-3	0-1	0-0	1-2-3	0	0	1	2	
12/20	UNC ASHEVILLE	-	-	-	-	-	-	-	-	-	
12/21	WASHINGTON ST	11	1-2	0-0	2-2	1-1-2	0	0	0	4	
12/29	WAKE FOREST	21	2-6	1-3	0-3	1-3-4	1	0	0	5	
01/02	at Georgia Tech	10	0-1	0-1	0-0	2-1-3	0	0	0	0	
01/05	#8 FLORIDA ST	-	-	-	-	-	-	-	-	-	
01/09	#7 LOUISVILLE	-	-	-	-	-	-	-	-	-	
01/12	SYRACUSE	-	-	-	-	-	-	-	-	-	
01/16	at North Carolina	3	0-0	0-0	0-0	0-0-0	0	0	0	0	
01/19	at Notre Dame	24	2-5	0-3	0-0	0-4-4	0	0	1	4	
01/23	CLEMSON	12	0-4	0-3	0-0	0-1-1	0	0	0	0	
01/26	at #14 Florida St.	8	0-2	0-2	0-0	0-2-2	0	0	0	0	
01/30	GEORGIA TECH	3	0-0	0-0	0-0	0-0-0	0	0	0	0	
02/02	at Virginia Tech	-	-	-	-	-	-	-	-	-	
02/09	DUKE	9	0-1	0-1	0-0	0-0-0	0	0	1	0	
02/13	at Virginia	13	1-3	0-1	1-1	0-2-2	0	0	0	3	
02/16	at Clemson	19	0-3	0-2	0-0	0-0-0	0	0	1	0	
02/20	#10 NC STATE	10	2-2	2-2	0-0	3-0-3	0	0	0	6	
02/23	at Boston College	8	0-1	0-0	0-0	1-1-2	0	0	0	0	
02/27	at Wake Forest	18	0-2	0-0	0-0	0-1-1	3	0	0	0	
03/01	PITTSBURGH	14	0-1	0-1	0-0	1-1-2	2	0	0	0	
03/04	vs Clemson	7	0-1	0-1	0-0	2-0-2	1	0	1	0	

HURRICANES

JOHNSON SIDI BABA CAREER STATISTICS												3-Point			Free Throws		Rebounds					Scoring			
Season	GP	GS	Min.	Avg.	FG	FGA	Pct	FG	FGA	Pct	FT	FTA	Pct	Off	Def	Tot	Avg	PF	FO	Ast	TO	Blk	Stl	Pts	Avg
2019-20	25	0	207	8.3	11	49	.224	11	46	.239	4	6	.667	1	12	13	0.5	10	0	9	18	0	0	37	1.5
TOTAL	25	0	207	8.3	11	49	.224	11	46	.239	4	6	.667	1	12	13	0.5	10	0	9	18	0	0	37	1.5



DESTINY HARDEN

FORWARD 3

REDSHIRT JUNIOR • 6-0

CHICAGO, ILL. • WEST VIRGINIA • MORGAN PARK

As a Redshirt Sophomore (2019-20): Started 15 of 25 games played...Earned her first-career start against Syracuse (1/12)...Ranked fourth on the team in rebounding at 3.9 boards/game...Totaled four double-digit outings, the only four of her career...Poured in a career-high 15 points against NC State (2/20), 10 of which came in the third quarter alone...Knocked down a career-high three 3-pointers at Virginia Tech (2/2), shooting 3-of-4 from beyond the arc...Tallied the first double-digit game of her career at UNC (1/16), totaling 12 points on 5-of-10 shooting...In games that she started, averaged 7.1 points and 5.4 rebounds per contest...Recorded back-to-back double-digit games at Virginia Tech (2/2) and against Duke (2/9).

As a Sophomore (2018-19): redshirt season

As a Freshman at West Virginia (2017-18): Played in 35 of 37 games...Averaged 2.5 points and 1.5 rebounds in 8.2 minutes per game, shooting 44.3 percent from the floor as a freshman...Made her collegiate debut against Central Connecticut State (11/10), notching seven points and a season-high four steals in 18 minutes...Played in her final game as a Mountaineer against Virginia Tech (3/28) in the WNIT semifinals.

High School: Graduated from Morgan Park High School...Listed by ProspectsNation.com as a four-star recruit...Ranked by espnW HoopGurlz as a three-star prospect and the No. 19 wing player in the class...McDonald's All-American Game nominee...Averaged 18.0 points, 8.0 rebounds and 4.0 assists as a senior, leading her team to a regional title...Finished No. 11 in Illinois Ms. Basketball voting...Earned Champaign-Urbana News-Gazette First Team All-State, Chicago Tribune Second Team All-State and USA TODAY All-USA Illinois Second Team honors...Also garnered IBCA 3A/4A Third Team All-State and Daily Southtown First Team All-Area distinction...Played varsity all four years of high school, including at Christ the King Jesuit College Prep as a freshman...Played on the Nike EYBL circuit with the Mac Irvin Fire...Multiple NFL and MLB players also attended Morgan Park, as did Mae Jemison, the first African-American woman to go to space, and musician Jeremih.

Personal: Full name is Destiny Lorraine Harden...Nickname is Des...Born Sept. 24, 1998...Parents are Lamar Harden and Tyesa Chambers...Has an older sister (Daija), an older brother (Daijon), two younger sisters (Dovion and Demaria) and a younger brother (Darius)...Favorite athlete is Dwyane Wade...Best sports memory is scoring a game-winning basket in overtime of an AAU game in North Carolina in 2016 with Katie Meier watching...Chose Miami because the coaches made her feel comfortable and she felt it would help her go far as a basketball player...Committed to Miami over Marquette, among many others.

HURRICANES



3 DESTINY HARDEN

BY THE NUMBERS

Miscellaneous	2019-20	ACC	Career
Double-Digits	-	-	-
20+ Points	-	-	-
10+ Rebounds	-	-	-
Double Doubles	-	-	-

CAREER HIGHS

Category	ACC	Career ^A
Points	15, vs. NC State (2/20/20)	15, vs. NC State (2/20/20)
Rebounds	8*, vs. Clemson (3/4/20)	8*, vs. Clemson (3/4/20)
Assists	3, at Wake Forest (2/27/20)	3*, vs. Clemson (3/4/20)
Steals	3*, at Notre Dame (1/19/20)	4*, vs. Bucknell (3/15/18)
Blocks	2*, vs. Georgia Tech (1/30/20)	2*, vs. Georgia Tech (1/30/20)
Field Goals Made	5*, vs. NC State (2/20/20)	5*, vs. NC State (2/20/20)
Field Goal Attempts	11*, vs. NC State (2/20/20)	11*, vs. NC State (2/20/20)
Free Throws Made	5, vs. Clemson (1/23/20)	5, vs. Clemson (1/23/20)
Free Throw Attempts	6*, at Virginia Tech (2/2/20)	9, vs. Kansas (2/4/18)
3-Point FGM	3*, vs. NC State (2/20/20)	3*, vs. NC State (2/20/20)
3-Point FGA	7, vs. NC State (2/20/20)	7, vs. NC State (2/20/20)
Minutes	36, vs. Georgia Tech (1/30/20)	36, vs. Georgia Tech (1/30/20)

*Recorded more than once with most recent listed

^A career highs include games at West Virginia

2017-18 GAME-BY-GAME*

Date	Opponent	GS	MIN	FG-A	3FG-A	FT-A	O-D-T	A	B	S	PTS
11/10	CCSU	18	3-4	0-0	1-3	1-2-3	0	1	4	7	
11/14	SACRAMENTO ST	18	2-2	0-0	4-6	2-4-6	0	2	0	8	
11/19	NORTH FLORIDA	15	3-3	0-0	0-2	3-3-6	0	2	2	6	
11/23	vs Butler	1	0-0	0-0	0-2	0-0-0	0	0	0	0	
11/24	vs Drexel	11	1-1	0-0	0-0	0-1-1	0	0	0	2	
11/25	vs Virginia Tech	4	0-1	0-0	0-0	0-2-2	0	1	0	0	
12/3	at Texas A&M	3	0-0	0-0	0-0	0-0-0	0	0	0	0	
12/7	PITTSBURGH	5	1-1	0-0	0-0	0-0-0	0	0	0	2	
12/10	COPPIN STATE	20	3-6	0-0	0-2	0-2-2	1	0	2	6	
12/16	vs Radford	18	2-5	0-0	4-4	1-1-2	2	0	1	8	
12/18	MORGAN STATE	18	2-6	0-0	0-2	3-0-3	3	1	0	4	
12/21	MOREHEAD STATE	13	1-3	0-0	0-1	1-2-3	2	2	0	2	
12/28	at TCU	9	1-4	0-0	0-0	3-0-3	0	0	0	2	
12/31	at Texas	8	3-3	0-0	0-1	0-0-0	0	2	6		
1/3	KANSAS STATE	12	0-2	0-0	2-4	3-3-3	1	0	1	2	
01/07	IOWA STATE	1	0-0	0-0	0-0	0-0-0	0	0	0	0	
01/10	at Kansas	1	0-1	0-0	0-0	0-0-0	0	0	0	0	
01/13	TCU	0	0-0	0-0	0-0	0-0-0	0	0	0	0	
01/17	at Oklahoma St	4	0-1	0-0	2-2	1-0-1	0	0	0	2	
01/24	TEXAS TECH	12	0-4	0-0	0-2	1-0-1	1	0	0	0	
01/28	BAYLOR	1	0-0	0-0	0-0	0-0-1	0	0	0	0	
02/03	at Oklahoma	7	2-4	0-0	1-1	0-1-1	1	0	1	5	
02/05	TEXAS	6	0-4	0-0	0-0	2-0-2	0	0	0	0	
02/10	at Texas Tech	2	0-0	0-0	0-0	0-0-0	0	0	0	0	
02/14	KANSAS	14	1-3	0-0	4-9	3-0-3	0	0	0	6	
02/17	OKLAHOMA	6	1-1	0-0	0-0	0-1-1	0	0	1	2	
02/20	at Kansas St	2	0-1	0-0	0-0	0-0-0	0	0	0	0	
02/24	OKLAHOMA STATE	8	0-0	0-0	0-0	0-0-0	0	0	0	0	
02/26	at Baylor	1	0-0	0-0	0-0	0-0-0	0	0	0	0	
03/04	vs Texas	6	0-1	0-0	0-0	2-1-3	0	0	1	0	
03/15	BUCKNELL	14	4-7	0-0	0-0	0-2-2	0	1	4	8	
03/18	ST. JOSEPH'S	13	4-5	0-0	0-0	2-0-2	0	0	0	8	
03/23	JAMES MADISON	5	1-3	0-0	0-0	0-1-1	0	0	0	2	
03/25	ST. JOHN'S	9	0-2	0-0	0-0	0-0-0	0	0	0	0	
3/28	VIRGINIA TECH	1	0-1	0-0	0-0	0-0-0	0	0	0	0	

* - at West Virginia

2019-20 GAME-BY-GAME

Date	Opponent	GS	MIN	FG-A	3FG-A	FT-A	O-D-T	A	B	S	PTS
11/10	JACKSON ST.	8	0-0	0-0	0-0	0-1-1	0	0	1	0	0
11/13	NORTH FLORIDA	4	0-1	0-0	0-0	0-0-0	0	0	0	0	0
11/17	IUPUI	-	-	-	-	-	-	-	-	-	-
11/22	vs N.C. A&T	3	0-0	0-0	0-0	0-0-0	0	0	0	0	0
11/23	at #19/20 DePaul	-	-	-	-	-	-	-	-	-	-
11/29	#7/5 OREGON ST	2	0-1	0-1	0-0	1-0-1	0	0	0	0	0
11/30	MIAMI (OH)	5	1-1	0-0	0-2	1-0-1	0	0	1	2	
12/17	BINGHAMTON	6	1-1	0-0	0-0	0-4-4	0	0	0	2	
12/20	UNC ASHEVILLE	9	0-5	0-0	2-2	1-0-1	0	0	3	2	
12/21	WASHINGTON ST	-	-	-	-	-	-	-	-	-	-
01/02	at Georgia Tech	4	0-1	0-0	0-0	0-0-0	0	0	0	0	0
01/05	#8 FLORIDA ST	11	3-7	1-1	0-0	2-3-5	0	0	0	7	
01/09	#7 LOUISVILLE	20	1-5	1-5	0-0	1-3-4	0	1	0	3	
01/12	SYRACUSE	* 22	3-7	0-2	0-0	0-6-6	1	1	3	6	
01/16	at North Carolina	* 28	5-10	2-4	0-0	4-2-6	0	0	1	12	
01/19	at Notre Dame	* 24	3-14	0-2	1-1	4-4-8	1	2	3	7	
01/23	CLEMSON	* 25	2-6	0-3	5-6	1-6-7	2	2	1	9	
01/26	at #14 Florida St	* 26	2-7	0-2	0-0	1-5-6	2	0	1	4	
01/30	GEORGIA TECH	* 36	3-7	1-2	0-0	0-5-5	1	2	2	7	
02/02	at Virginia Tech	* 26	4-8	3-4	2-6	4-1-5	0	0	1	13	
02/09	DUKE	* 29	5-11	1-3	2-3	2-3-5	0	0	1	13	
02/13	at Virginia	* 15	2-3	0-1	1-1	0-4-4	0	0	0	5	
02/16	at Clemson	* 9	0-2	0-0	0-0	1-0-1	0	0	0	0	
02/20	#10 NC STATE	* 25	5-11	3-7	2-2	2-5-7	1	0	1	15	
02/23	at Boston College	* 16	1-5	0-0	2-4	4-2-6	0	0	0	4	
02/27	at Wake Forest	* 19	2-4	0-0	0-0	0-3-3	3	0	0	4	
03/01	PITTSBURGH	* 16	1-3	0-2	0-1	2-2-4	1	1	1	2	
03/04	vs Clemson	* 23	2-7	0-2	1-3	4-4-8	3	0	2	5	

HARDEN CAREER STATISTICS

Season	GP	GS	Min.	Avg.	3-Point			Free Throws			Rebounds			Scoring											
					FG	FGA	Pct	FG	FGA	Pct	FT	FTA	Pct	Off	Def	Tot	Avg	PF	FO	Ast	TO	Blk	Stl	Pts	Avg
2017-18*	35	0	286	8.2	35	79	.443	0	0	.000	18	41	.439	25	26	51	1.5	34	1	12	23	10	19	88	2.5
TOTAL	35	0	286	8.2	35	79	.443	0	0	.000	18	41	.439	25	26	51	1.5	34	1	12	23	10	19	88	2.5

* - at West Virginia University

HURRICANES



ENDIA BANKS

GUARD

4

SENIOR • 5-9

DULUTH, GA. • DULUTH HIGH

HURRICANES

As a Junior (2019-20): Started all 30 games for the Canes...Led the team in minutes, averaging 29.5 minutes per game...Doubled her scoring from a season ago, averaging 7.1 points per game in 2019-20, good for fourth on the team...Led all guards in rebounding at 3.8 boards per contest...Paced the team in total assists (97) and assists per game (3.2)...Ranked 13th in the ACC in assists (3.2) and 12th in assist/turnover ratio (1.35)...One of four Canes to record a 20-point outing this season, pouring in a career-high 23 points against IUPUI (11/17)...Set a new career high in field goals made, going 9-of-13 against IUPUI...Totaled eight double-digit games...Recorded a bucket in 14 straight games to start the season...The only Cane to tally five or more assists in five-plus games this season (seven)...Hit the game-tying jumper in regulation in Miami's OT win over Georgia Tech (1/30), while playing a career-high 42 minutes for the Canes.

As a Sophomore (2018-19): Played in all 34 games and started each of the final 14...Scored in double figures twice, logged seven-plus rebounds five times and posted five assists in three outings...Finished third among Hurricanes in rebounding (3.5), offensive rebounding (0.8) and assists (2.2)...Led or co-led Miami in steals seven times and assists four times...Tied for the fourth-most 3-pointers (three) in an NCAA Tournament game in program history.

As a Freshman (2017-18): Tabbed to the All-ACC Academic Team...One of four Hurricanes to play in all 32 games, one of two to start all of them...Registered double-digits on 10 occasions...Grabbed 5-plus rebounds in 11 games and 5-plus assists in nine games...Paced the Hurricanes in assists (2.7) and minutes (26.4)...Finished third on the team in rebounding (4.4) and field goal percentage (44.6)...Posted the fourth-best field goal percentage (70.0, 7-of-10) in an NCAA Tournament game in program history...Ranked third among ACC freshmen in assists, fourth in field goal percentage (min. 2 FGM per game) and fifth in steals (min. 15 GP)...Joined classmate Mykea Gray as the first Miami freshmen to start every game since Shenise Johnson in 2008-09...One of three freshmen to earn All-ACC Academic Team recognition...Totaled a season-high 15 points on 7-of-13 shooting to go along with eight rebounds and four assists in her first collegiate game against FIU (11/10)...Earned her first double-double with 15 points (15) and 10 rebounds in the first round of NCAA Tournament against Quinnipiac (3/17).

High School: Graduated from Duluth High School...Listed by ProspectsNation.com as a four-star recruit and the No. 53 player in the country, including the No. 13 guard and the eighth-best player in Georgia...McDonald's All-American Game nominee...As a senior, named the Region 6-7A Player of the Year by the league's coaches and a Gwinnett Daily Post Super Six selection...Helped lead her team to the state Sweet 16 while serving as a captain...Tabbed as a Second Team All-Region 7-6A pick as a sophomore and a junior...Notable Duluth alumni include: George Rogers, the 1980 Heisman Trophy winner, Brian McCann (Houston Astros) and former MLB player Nick Green.

Personal: Full name is Endia Nakyra Banks...First name is pronounced IN-Dee-Uh, like the country...Born Feb. 9, 1999 in Starkville, Miss...Parents are Dewitt Banks and Yalunda Winters...Has two younger sisters, Olivia and London...Majoring in sport administration...Enjoys playing the piano and



4 | ENDIA BANKS

drawing...Favorite athlete is LeBron James because he is a champion and it is so rare to find a player with his size and athleticism...Best sports memory is defeating her top rival, Norcross High School, as a freshman...Chose Miami because of the way the coaches treated her and the family-oriented nature of the program...Committed to Miami over Auburn, Cincinnati and Georgia Tech.

BY THE NUMBERS

Miscellaneous	2019-20	ACC	Career
Double-Digits	8	4	20, last at Clemson (2/16/20)
20+ Points	1	-	1, last vs. IUPUI (11/17/19)
10+ Rebounds	-	-	2, last vs. Quinnipiac (3/17/18)
Double Doubles	-	-	1, vs. Quinnipiac (3/17/18)

CAREER HIGHS

Category	ACC	Career
Points	14, at Florida State (1/1/18)	23, vs. IUPUI (11/17/19)
Rebounds	8*, vs. Clemson (3/4/20)	10*, vs. Quinnipiac (3/17/18)
Assists	6*, vs. Clemson (1/23/20)	8, vs. Kentucky (12/10/17)
Steals	3*, at Clemson (2/16/20)	5, vs. IUPUI (11/17/19)
Blocks	1*, vs. NC State (2/20/20)	1*, vs. NC State (2/20/20)
Field Goals Made	6, at Florida State (1/11/18)	9, vs. IUPUI (11/17/19)
Field Goal Attempts	10, at Florida State (1/11/18)	14, vs. Indiana (12/4/19)
Free Throws Made	5, vs. Georgia Tech (1/30/20)	6, vs. Michigan St. (11/30/17)
Free Throw Attempts	6, vs. Georgia Tech (1/30/20)	8, vs. S. Illinois (12/20/17)
3-Point FGM	3, at Clemson (2/16/20)	3*, at Clemson (2/16/20)
3-Point FGA	4*, vs. Clemson (3/4/20)	6, vs. Indiana (12/4/19)
Minutes	42, vs. Georgia Tech (1/30/20)	42, vs. Georgia Tech (1/30/20)

*Recorded more than once with most recent listed

HURRICANES

4 | ENDIA BANKS

2017-18 GAME-BY-GAME

Date	Opponent	GS	MIN	FG-A	3FG-A	FT-A	O-D-T	A	B	S	PTS
11/10	FIU	* 34	7-13	0-1	1-3	3-5-8	4	0	1	15	
11/12	VERMONT	* 28	1-2	0-0	1-2	0-4-4	5	0	1	3	
11/18	at Colorado	* 25	4-11	0-2	3-4	3-1-4	5	0	2	11	
11/21	NEW ORLEANS	* 22	1-5	0-2	0-1	1-2-3	2	0	1	2	
11/24	MAINE	* 21	2-3	0-0	0-0	1-2-3	2	0	0	4	
11/26	MARYLAND	* 30	5-8	0-1	0-0	2-1-3	1	0	3	10	
11/30	MICHIGAN ST	* 28	2-8	0-3	6-6	0-2-2	1	0	0	10	
12/03	ST. JOHN'S	* 26	4-10	1-2	1-1	3-3-6	0	0	0	10	
12/10	KENTUCKY	* 30	5-9	0-1	3-6	0-2-2	8	0	2	13	
12/15	ALABAMA STATE	* 26	3-8	1-2	0-0	4-2-6	3	0	3	7	
12/18	vs Sacramento St	* 25	2-6	1-3	1-2	0-10-10	5	0	1	6	
12/20	vs Southern Illinois	* 36	5-9	0-2	4-8	0-6-6	5	0	3	14	
12/28	BETHUNE	* 19	1-4	0-2	2-2	2-1-3	1	0	1	4	
12/31	DUKE	* 26	2-6	0-0	2-2	1-2-3	4	0	3	6	
01/04	at ND	* 31	4-8	0-2	0-0	1-5-6	6	0	2	8	
01/07	WAKE FOREST	* 27	4-9	0-2	0-0	1-3-4	1	0	0	8	
01/11	at Florida State	* 27	6-10	1-2	1-1	2-4-6	0	0	1	14	
01/14	at Clemson	* 20	3-8	0-1	2-2	1-3-4	0	0	0	8	
01/18	SYRACUSE	* 22	2-6	0-1	1-2	1-3-4	3	0	2	5	
01/21	at Boston College	* 21	2-5	1-1	1-2	0-5-5	2	1	0	6	
01/25	LOUISVILLE	* 25	4-6	0-1	1-2	0-2-2	0	0	0	9	
01/28	at Virginia Tech	* 32	1-8	0-2	2-2	1-4-5	2	0	0	4	
02/04	at UNC	* 22	4-7	1-1	0-0	3-5-8	6	0	0	9	
02/08	NC STATE	* 24	0-3	0-1	0-0	0-1-1	1	0	0	0	
02/11	FLORIDA STATE	* 23	3-4	0-1	0-0	0-2-2	2	0	0	6	
02/15	PITTSBURGH	* 27	2-5	1-2	0-0	1-6-7	4	0	1	5	
02/18	at Virginia	* 28	2-5	1-2	1-1	0-5-5	1	0	0	6	
02/22	at Georgia Tech	* 27	0-2	0-1	2-4	1-3-4	6	0	1	2	
02/25	VIRGINIA TECH	* 22	5-7	2-2	0-0	0-0-0	1	0	3	12	
03/01	vs Wake Forest	* 24	3-8	0-2	2-2	2-1-3	0	0	1	8	
03/02	vs Florida St	* 34	3-9	1-1	0-0	1-1-2	5	0	2	7	
03/17	vs Quinnipiac	* 33	7-10	1-2	0-0	1-9-10	0	1	0	15	

2018-19 GAME-BY-GAME

Date	Opponent	GS	MIN	FG-A	3FG-A	FT-A	O-D-T	A	B	S	PTS
11/06	at FIU	30	3-7	0-1	0-0	3-1-4	5	0	0	6	
11/09	STEPHEN F. AUSTIN	12	1-1	1-1	0-0	0-1-1	2	0	0	3	
11/11	HARTFORD	20	4-5	0-0	3-4	1-6-7	5	0	1	11	
11/15	MARQUETTE	23	1-5	1-2	0-0	1-4-5	3	0	0	3	
11/18	at Iowa State	22	3-7	0-3	0-2	0-3-3	2	0	1	6	
11/23	NEBRASKA	22	3-7	0-2	0-0	2-0-2	4	0	0	6	
11/25	TEMPLE	14	2-6	1-3	0-3	0-3-3	1	0	2	5	
11/29	at Purdue	16	0-0	0-0	0-0	0-0-0	1	0	1	0	
12/02	COLORADO	25	2-5	2-3	2-2	0-4-4	1	1	3	8	
12/09	NEW ORLEANS	22	0-3	0-1	0-0	2-1-3	3	0	1	0	
12/16	UMES	24	3-7	1-2	0-1	0-2-2	3	1	2	7	
12/20	vs Vanderbilt	25	1-4	0-2	0-0	0-2-2	5	0	0	2	
12/21	vs Alabama	21	1-1	1-1	0-0	0-3-3	3	0	1	3	
12/28	FLORIDA A&M	21	0-2	0-1	1-2	0-5-5	2	1	0	1	
12/30	CENTRAL MICHIGAN	17	1-2	0-1	0-0	0-2-2	1	0	0	2	
01/03	VIRGINIA TECH	17	0-3	0-1	0-0	1-1-2	0	0	0	0	
01/06	at Wake Forest	8	0-2	0-0	0-0	1-1-2	0	0	0	0	
01/10	CLEMSON	25	2-6	0-1	0-0	1-3-4	2	0	1	4	
01/17	at Duke	23	2-5	0-1	0-0	2-3-5	1	0	1	4	
01/20	NORTH CAROLINA	18	1-5	0-1	0-0	0-3-6	2	0	0	2	
01/23	at Syracuse	16	1-1	1-1	2-2	0-3-3	2	0	0	5	
01/27	BOSTON COLLEGE	24	2-7	0-0	1-1	3-5-8	3	0	1	5	
01/31	at Florida St	23	1-7	0-1	0-0	2-1-3	2	0	0	2	
02/03	VIRGINIA	28	1-4	0-0	0-0	0-2-2	2	0	0	2	
02/07	NOTRE DAME	24	1-3	0-2	0-0	2-1-3	2	0	0	2	
02/10	at Pittsburgh	27	0-5	0-1	2-2	1-7-8	4	0	0	2	
02/17	at Louisville	22	3-3	1-1	0-0	0-2-2	1	0	0	7	
02/21	at Virginia Tech	26	0-4	0-1	0-0	0-4-4	1	0	0	0	
02/24	FLORIDA STATE	12	0-2	0-1	0-0	0-1-1	0	0	1	0	
02/28	GEORGIA TECH	30	3-8	2-4	0-0	1-6-7	1	0	0	8	
03/03	at NC State	29	0-1	0-0	0-0	0-3-3	4	0	1	0	
03/08	vs Syracuse	13	1-2	0-0	0-0	0-1-1	1	0	0	2	
03/22	FGCU	32	4-8	3-5	3-4	1-6-7	4	0	1	14	
03/24	ARIZONA STATE	29	4-6	0-2	0-0	0-3-3	1	0	0	8	

2019-20 GAME-BY-GAME

Date	Opponent	GS	MIN	FG-A	3FG-A	FT-A	O-D-T	A	B	S	PTS
11/10	JACKSON ST.	* 33	4-10	1-4	2-6	2-1-3	6	0	3	11	
11/13	NORTH FLORIDA	* 29	3-6	0-3	0-0	2-3-5	5	0	0	6	
11/17	IUPUI	* 36	9-13	1-3	4-4	0-3-3	4	0	5	23	
11/22	vs N.C. A&T	* 24	2-4	1-1	2-3	0-2-2	6	1	1	7	
11/23	at #19/20 DePaul	* 36	2-5	1-2	4-6	0-6-6	3	0	3	9	
11/29	#16 OREGON STATE	* 26	5-8	1-1	1-3	0-4-4	1	0	1	12	
11/30	MIAMI (OH)	* 24	2-3	1-2	0-0	0-3-3	4	0	1	5	
12/04	#14/16 INDIANA	* 30	3-14	2-6	5-6	3-2-5	0	0	1	13	
12/17	BINGHAMTON	* 32	6-13	0-1	0-1	2-3-5	4	0	0	12	
12/20	UNC ASHEVILLE	* 21	3-5	2-3	0-0	2-2-4	3	0	0	8	
12/21	WASHINGTON ST	* 35	6-9	0-2	2-2	1-2-3	1	0	0	14	
12/29	WAKE FOREST	* 29	3-7	0-1	1-2	0-3-3	3	0	0	7	
01/02	at Georgia Tech	* 31	2-8	1-3	0-0	0-3-3	2	0	0	5	
01/05	#8 FLORIDA STATE	* 27	1-8	0-2	0-2	1-3-4	4	0	1	2	
01/09	#7 LOUISVILLE	* 23	0-7	0-2	0-0	1-1-2	2	0	0	0	
01/12	SYRACUSE	* 27	3-5	0-0	0-0	1-1-2	4	0	3	6	
01/16	at North Carolina	* 25	0-2	0-1	0-0	0-2-2	2	0	1	0	
01/19	at Notre Dame	* 22	3-5	0-1	0-0	1-2-3	2	0	0	6	
01/23	CLEMSON	* 27	1-7	0-2	0-1	1-3-4	6	0	2	2	
01/26	at #14 Florida St.	* 37	4-8	0-1	2-3	0-0-4	0	0	1	10	
01/30	GEORGIA TECH	* 42	2-9	0-2	5-6	1-6-7	2	0	1	9	
02/02	at Virginia Tech	* 28	1-6	0-1	0-0	0-3-3	1	0	0	2	
02/09	DUKE	* 30	1-2	1-1	1-2	3-0-3	4	0	0	4	
02/13	at Virginia	* 28	1-4	0-0	2-2	0-2-2	3	0	2	4	
02/16	at Clemson	* 24	4-8	3-4	0-0	1-4-5	2	0	3	11	
02/20	#10 NC STATE	* 36	0-9	0-3	2-4	1-5-6	5	1	1	2	
02/23	at Boston College	* 35	2-7	1-3	1-2	1-4-5	3	1	0	6	
02/27	at Wake Forest	* 30	3-5	1-2	0-0	1-4-5	5	0	2	7	
03/01	PITTSBURGH	* 27	1-4	0-1	0-0	0-4-4	5	0	1	2	
03/04	at Clemson	* 31	3-6	2-4	0-0	2-6-8	1	0	0	8	

BANKS CAREER STATISTICS												3-Point			Free Throws			Rebounds				Scoring			
Season	GP	GS	Min.	Avg.	FG	FGA	Pct	FG	FGA	Pct	FT	FTA	Pct	Off	Def	Tot	Avg	PF	FO	Ast	TO	Blk	Stl	Pts	Avg
2017-18	32	32	845	26.4	99	222	44.6	12	48	25.0	37	55	.673	36	105	141	4.4	55	0	87	90	3	34	247	7.7
2018-19	34	14	730	21.5	50	143	35.0	14	46	30.4	14	23	.609	26	94	120	3.5	43	0	74	48	3	18	128	3.8
2019-20	30	30	885	29.5	80	207	38.6	19	62	30.6	34	55	.618	27	87	114	3.8	41	0	97	72	3	33	213	7.1
TOTAL	96	76	2460	25.6	229	572	40.0	45	156	28.8	85	133	.639	89	286	375	3.9	139	0	258	210	9	85	588	6.1



MYKEA GRAY

GUARD

5

SENIOR • 5-4

UPPER MARLBORO, MD. • NATIONAL CHRISTIAN ACADEMY

As a Junior (2019-20): 2020 ACC All-Defensive Team...One of two Canes to start all 30 games... Led the team in steals (2.13) and ranked second in scoring (12.7)...Scored in double figures in 21 of her 30 games...Tallied four 20-point outings...Paced the conference in total steals (64) and steals per game (2.13)...Ranked seventh in the ACC in free-throw percentage (.806) and 12th in 3-point field goals made (1.83)...Eclipsed the 1,000 point mark in her career at UNC (1/16), totaling 21 points in the contest...Tied her career-highs for points (27) and field goals made (nine) against Duke (2/9)...Tallied the first block of her career against Wake Forest (12/29)...One of two Canes to eclipse the 90-assist mark...Totaled five-plus assists on four occasions...Recorded an assist in 29 of 30 games...Hit the go-ahead 3-pointer against NC A&T (11/22) to give Miami the 68-67 win.

As a Sophomore (2018-19): Florida Sunshine Classic All-Tournament Team...One of three Miami players to start all 34 contests...Scored double-digit points 22 times, including in 20 of the last 24 games with nine in a row, and tallied 15-plus 13 times, with 20-plus on six occasions...Paced Miami in steals (1.2), while ranking second in assists (2.2), made 3-pointers (61), made free throws (98) and free throw percentage (77.8)...Finished third in scoring (12.6) and made field goals (135), as well as fourth in minutes (28.0)...Led or co-led the Hurricanes in steals 12 times, scoring eight times, minutes eight times and assists five times...Tied for the second-highest single-game made 3-pointer (six) and free throw (10, twice) totals by a Hurricane...Tied for the fifth-most made free throws (seven) in an NCAA Tournament game in program history, as well as placed fifth in percentage (87.5)...Placed No. 28 in the ACC in scoring.

As a Freshman (2017-18): Blue Ribbon Panel All-Freshman Team & ACC Coaches ACC All-Freshman Team...Two-time ACC Rookie of the Week (11/13, 11/27)...Miami Thanksgiving Tournament All-Tournament Team...One of four Hurricanes to play in all 32 games and one of two to start all of them...Scored in double figures 18 times, including each of her first six outings, with 15-plus 10 times and 20-plus four times...Dished out five assists on four occasions...Paced Miami in free throw percentage (min. 1 FTM per game, 74.8)...Ranked second on the team in scoring (11.7), made field goals (121), made 3-pointers (48), 3-point percentage (min. 1 3FG per game, 31.6), made free throws (83), free-throw attempts (111), steals (1.4) and minutes (25.9)...Placed No. 26 in the ACC in scoring...Among ACC freshmen, tied for first in made free throws, ranked second in steals, free throw percentage (min. 1 FTM per game) and free-throw attempts, as well as third in scoring, and fourth in made field goals and 3-pointers... Joined classmate Endia Banks as the first Miami freshmen to start every game since Shenise Johnson in 2008-09 ... Second player in program history to earn multiple ACC Freshman of the Week awards, along with Johnson ... Joined classmate Kelsey Marshall as the third and fourth ACC All-Freshman Team honorees in program history.

High School: Graduated from SHABACH! Christian Academy Homeschool and played basketball for National Christian Academy...Listed by ProspectsNation.com as a four-star recruit, the No. 60 overall player and the No. 16 point guard...Ranked as a four-star prospect and the No. 69 prospect in the country by espnW HoopGurlz, as well as the No. 14 point guard and third-best player in Maryland...Two-time Washington Post First Team All-Met selection and a McDonald's All-American

HURRICANES

5 | MYKEA GRAY

Game nominee...Averaged 18.9 points per game as a senior, helping her team to a 25-7 record and a No. 3 finish in the Washington Post's area rankings...Tabbed as the Maryland Gatorade Player of the Year and a USA TODAY First Team All-State pick as a junior...Logged 18.1 points, 4.2 rebounds and 2.9 assists, as her team finished a perfect 30-0...Attended Capital Christian Academy as a freshman...Member of the honor society...Played on the AAU circuit with the Fairfax Stars and won the Nike EYBL championship in 2015...Dante Taylor, a 2013 McDonald's All-American, also played for National Christian Academy, as did Kevin Durant for his first two years of high school.

Personal: Full name is Mykea Denise Gray...First name is pronounced My-KEY-Uh...Born May 19, 1998...Parents are Michael II and Nakia Gray...Father is a realtor and mother is a lawyer...Has a younger brother, Michael III...Majoring in criminology...Career goal is to be an FBI agent...Enjoys dancing and listening to music...Favorite athlete is Kyrie Irving because of how difficult he is to guard...Best sports memory is hitting a game-winning shot at the buzzer in seventh grade and hugging her dad afterwards...Chose Miami because it was the best school she visited in terms of the combination of academics and basketball...Committed to Miami over DePaul, George Washington, Georgia, Penn State, Rhode Island, Seton Hall, USF and Temple.

HURRICANES

BY THE NUMBERS

Miscellaneous	2019-20	ACC	Career
Double-Digits	21	27	61, last vs. Arizona St. (3/24/19)
20+ Points	4	8	14, last at Virginia Tech (2/21/19)
10+ Rebounds	-	-	-
Double Doubles	-	-	-

CAREER HIGHS

Category	ACC	Career
Points	27, vs. Duke (2/9/20)	27*, vs. Duke (2/9/20)
Rebounds	7, vs. NC State (2/8/18)	7, vs. NC State (2/8/18)
Assists	6*, vs. Clemson (1/23/20)	6*, vs. Clemson (3/4/20)
Steals	6, at Florida State (1/26/20)	6, at Florida State (1/26/20)
Blocks	1, vs. Wake Forest (12/29/19)	1, vs. Wake Forest (12/29/19)
Field Goals Made	9, vs. Duke (2/9/20)	9, vs. Duke (2/9/20)
Field Goal Attempts	21, vs. Duke (2/9/20)	21, vs. Duke (2/9/20)
Free Throws Made	10*, vs. Boston College (1/27/19)	10*, vs. Boston College (1/27/19)
Free Throw Attempts	11*, vs. Boston College (1/27/19)	11*, vs. Boston College (1/27/19)
3-Point FGM	6, at Virginia Tech (2/21/19)	6, at Virginia Tech (2/21/19)
3-Point FGA	12, vs. Duke (2/9/20)	12, vs. Duke (2/9/20)
Minutes	37*, at Florida State (1/31/19)	37*, at Florida State (1/31/19)

*Recorded more than once with most recent listed



5 | MYKEA GRAY

2017-18 GAME-BY-GAME

Date	Opponent	GS	MIN	FG-A	3FG-A	FT-A	O-D-T	A	B	S	PTS
11/10	FIU	* 35	8-16	3-8	8-11	0-3-3	5	0	3	27	
11/12	VERMONT	* 25	8-17	4-8	1-2	0-1-1	0	0	1	21	
11/18	at Colorado	* 21	2-11	1-7	5-5	0-2-2	3	0	2	10	
11/21	NEW ORLEANS	* 26	4-11	0-4	5-8	1-1-2	4	0	2	13	
11/24	MAINE	* 28	6-11	3-6	1-3	0-1-1	4	0	2	16	
11/26	MARYLAND	* 24	8-15	3-4	2-4	0-0-0	0	0	1	21	
11/30	MICHIGAN STATE	* 17	1-5	0-3	2-2	2-1-3	2	0	2	4	
12/3	ST. JOHN'S	* 20	1-9	1-5	2-2	0-0-0	2	0	1	5	
12/10	KENTUCKY	* 34	3-12	0-4	6-8	0-1-1	1	0	2	12	
12/15	ALABAMA STATE	* 26	8-13	2-6	0-0	0-3-3	5	0	2	18	
12/18	vs. Sacramento State	* 23	3-9	1-5	3-5	0-3-3	4	0	4	10	
12/20	vs. Southern Illinois	* 26	3-9	0-3	3-3	0-1-1	3	0	0	9	
12/28	BETHUNE	* 22	8-12	4-6	4-4	1-3-4	3	0	3	24	
12/31	DUKE	* 19	2-11	1-7	2-2	1-0-1	0	0	2	7	
01/04	NOTRE DAME	* 20	2-7	1-3	2-2	0-1-1	2	0	0	7	
01/07	WAKE FOREST	* 15	1-4	0-1	0-0	1-2-3	0	0	0	2	
01/11	at Florida State	* 21	2-7	1-4	6-7	0-1-1	1	0	0	11	
01/14	at Clemson	* 23	5-11	2-4	2-2	0-0-0	0	0	1	14	
01/18	SYRACUSE	* 25	2-12	1-6	4-4	1-1-2	2	0	0	9	
01/21	at Boston College	* 24	2-7	1-3	2-2	0-1-0	0	0	3	7	
01/25	LOUISVILLE	* 34	4-16	1-6	4-5	0-0-0	4	0	0	13	
01/28	at Virginia Tech	* 29	2-10	1-2	0-0	0-0-0	3	0	1	5	
02/04	at UNC	* 23	4-12	2-5	4-4	0-1-1	3	0	1	14	
02/08	NC STATE	* 29	2-7	0-2	0-0	0-7-7	2	0	1	4	
02/11	FLORIDA STATE	* 30	2-9	1-5	3-5	0-1-1	5	0	3	8	
02/15	PITTSBURGH	* 27	6-10	4-6	1-2	0-1-1	5	0	1	17	
02/18	at Virginia	* 28	3-9	1-5	1-3	0-2-2	2	0	0	8	
02/22	at Georgia Tech	* 33	6-16	4-7	2-2	0-1-0	0	0	3	18	
02/25	Virginia Tech	* 36	2-5	1-4	0-2	1-1-2	2	0	1	5	
03/01	vs. Wake Forest	* 34	3-8	2-5	1-2	0-2-0	3	0	0	9	
03/02	vs. Florida State	* 35	6-14	1-5	2-2	0-0-0	2	0	2	15	
03/17	vs. Quinnipiac	* 28	2-10	1-3	5-8	0-2-2	2	0	1	10	

2018-19 GAME-BY-GAME

Date	Opponent	GS	MIN	FG-A	3FG-A	FT-A	O-D-T	A	B	S	PTS
11/6	at FIU	* 28	5-12	3-8	2-2	0-0-0	4	0	0	15	
11/9	STEPHEN F. AUSTIN	* 29	9-15	5-8	2-2	0-3-3	3	0	0	25	
11/11	HARTFORD	* 20	0-4	0-2	0-0	0-0-0	4	0	1	0	
11/15	MARQUETTE	* 21	2-6	1-3	0-0	0-0-0	2	0	0	5	
11/18	at Iowa State	* 19	2-7	1-5	0-0	2-1-3	1	0	0	5	
11/23	NEBRASKA	* 19	2-7	0-3	0-0	0-0-0	0	0	3	4	
11/25	TEMPLE	* 29	1-7	1-4	2-2	1-2-3	3	0	0	5	
11/29	at Purdue	* 11	3-5	2-3	0-0	0-1-1	1	0	0	8	
12/2	COLORADO	* 32	3-5	1-2	1-2	0-1-1	2	0	2	8	
12/9	NEW ORLEANS	* 26	3-8	0-4	3-3	0-2-2	4	0	0	9	
12/16	UMES	* 31	5-12	1-8	1-4	0-3-3	1	0	0	12	
12/20	vs. Vanderbilt	* 22	7-9	2-4	2-2	0-2-2	4	0	3	18	
12/21	vs. Alabama	* 25	7-14	5-7	2-2	0-6-6	1	0	0	21	
12/28	FLORIDA A&M	* 21	2-8	0-3	3-3	0-0-0	6	0	3	7	
12/30	CENTRAL MICH.	* 33	6-14	3-6	2-3	0-2-2	2	0	2	17	
01/03	VIRGINIA TECH	* 32	2-10	2-6	7-9	0-4-4	4	0	1	13	
01/06	at Wake Forest	* 37	6-18	0-5	6-11	0-3-3	5	0	4	20	
01/10	CLEMSON	* 35	6-14	2-7	10-11	1-4-5	2	0	4	24	
01/17	at Duke	* 33	4-9	2-5	2-6	0-2-2	2	0	2	12	
01/20	NORTH CAROLINA	* 35	5-11	3-7	4-4	0-4-4	6	0	2	17	
01/23	at Syracuse	* 34	6-12	2-5	3-4	0-3-3	2	0	2	17	
01/27	BOSTON COLLEGE	* 29	4-10	3-6	10-11	1-1-2	0	0	2	21	
01/31	at Florida State	* 37	5-18	4-11	0-0	0-2-2	2	0	1	14	
02/03	VIRGINIA	* 25	2-7	0-4	3-3	0-0-0	2	0	0	7	
02/07	NOTRE DAME	* 25	2-8	1-5	5-6	0-0-0	1	0	0	10	
02/10	at Pittsburgh	* 25	3-9	2-6	0-0	0-0-0	1	0	1	8	
02/17	at Louisville	* 28	3-5	1-1	3-5	0-5-5	0	0	2	10	
02/21	at Virginia Tech	* 30	7-15	6-10	0-1	0-1-1	1	0	0	20	
02/24	FLORIDA STATE	* 32	5-10	2-4	7-9	1-1-2	4	0	4	19	
02/28	GEORGIA TECH	* 30	7-9	3-4	1-4	0-3-3	0	0	0	18	
03/03	at NC State	* 22	2-12	0-5	0-0	0-1-0	0	0	0	4	
03/08	vs. Syracuse	* 33	4-12	0-5	5-6	1-2-3	2	0	0	13	
03/22	FGCU	* 36	1-4	1-2	7-8	0-2-2	2	1	2	10	
03/24	ARIZONA STATE	* 33	4-12	2-8	3-3	0-3-3	2	0	0	13	

2019-20 GAME-BY-GAME

Date	Opponent	GS	MIN	FG-A	3FG-A	FT-A	O-D-T	A	B	S	PTS
11/10	JACKSON ST.	* 25	4-8	3-5	1-2	1-1-2	4	0	2	12	
11/13	NORTH FLORIDA	* 22	3-8	2-6	0-0	0-2-2	3	0	1	8	
11/17	IUPUI	* 23	4-10	1-4	7-8	0-2-2	2	0	1	16	
11/22	vs. N.C. A&T	* 32	7-19	3-8	2-3	1-1-2	1	0	5	19	
11/23	at #19/20 DePaul	* 21	0-5	0-3	0-2	1-3-4	3	0	0	0	
11/29	#16 OREGON STATE	* 17	1-5	0-3	4-4	0-1-1	2	0	0	6	
11/30	MIAMI (OH)	* 26	4-11	2-4	0-0	0-3-3	4	0	0	10	
12/04	#14/16 INDIANA	* 26	3-14	1-5	0-0	0-2-2	0	0	1	7	
12/17	BINGHAMTON	* 28	5-16	1-6	4-4	2-0-2	5	0	3	15	
12/20	UNC ASHEVILLE	* 20	4-9	1-4	4-4	0-2-2	2	0	0	13	
12/21	WASHINGTON ST.	* 32	4-10	0-1	7-9	1-0-1	2	0	2	15	
12/29	WAKE FOREST	* 35	7-12	3-5	0-0	0-2-2	4	1	3	17	
01/02	at Georgia Tech	* 36	2-10	2-7	4-6	1-2-3	4	0	4	10	
01/05	#8 FLORIDA STATE	* 32	7-11	4-5	3-5	1-1-2	3	0	2	21	
01/09	#7 LOUISVILLE	* 23	0-6	0-3	3-4	0-1-1	1	0	1	3	
01/12	SYRACUSE	* 35	6-14	4-9	3-4	0-2-2	3	0	4	20	
01/16	at North Carolina	* 36	6-14	2-8	7-8	0-6-6	5	0	0	21	
01/19	at Notre Dame	* 34	6-13	2-5	2-2	1-4-5	1	0	4	16	
01/23	CLEMSON	* 34	4-13	2-7	6-6	0-1-1	6	0	3	16	
01/26	at #14 Florida State	* 34	4-15	1-7	3-5	1-3-4	3	0	6	12	
01/30	GEORGIA TECH	* 35	4-15	1-5	7-8	0-2-2	2	0	5	16	
02/02	at Virginia Tech	* 19	0-9	0-5	0-0	1-1-2	1	0	2	0	
02/09	DUKE	* 34	9-21	5-12	4-5	1-3-4	2	0	5	27	
02/13	at Virginia	* 30	5-12	4-10	0-0	0-2-2	4	0	1	14	
02/16	at Clemson	* 35	5-14	3-9	4-5	0-5-5	4	0	1	17	
02/20	#10 NC STATE	* 31	4-14	1-5	2-2	0-3-3	3	0	3	11	
02/23	at Boston College	* 29	2-6	0-2	0-0	1-2-3	2	0	1	4	
02/27	at Wake Forest	* 24	2-4	1-1	3-4	0-1-1	4	0	2	8	
03/01	PITTSBURGH	* 26	5-12	4-7	5-6	0-3-3	4	0	2	19	
03/04	vs. Clemson	* 33	3-13	1-7	2-2	0-1-1	6	0	0	9	

HURRICANES

GRAY CAREER STATISTICS												3-Point				Free Throws				Rebounds				Scoring			
Season	GP	GS	Min.	Avg.	FG	FGA	Pct	FG	FGA	Pct	FT	FTA	Pct	Off	Def	Tot	Avg	PF	FO	Ast	TO	Blk	Stl	Pts	Avg		
2017-18	32	32	830	25.9	121	335	361	48	152	316	83	111	.748	8	44	52	1.6	74	0	74	86	0	45	373	11.7		
2018-19	34	34	953	28.0	135	337	401	61	176	347	98	126	.778	7	63	70	2.1	71	0	76	97	1	41	429	12.6		
2019-20	30	30	867	28.9	120	343	350	55	168	327	87	108	.806	13	62	75	2.5	53	0	90	88	1	64	382	12.7		
TOTAL	96	96	2650	27.6	376	1015	370	164	496	331	268	345	.777	28	169	197	2.1	198	0	240	271	2	150	1184	12.3		



TAYLOR MASON

GUARD

13

SENIOR • 5-9

DECATUR, GA. • NORCROSS

HURRICANES

As a Junior (2019-20): Led all Miami reserve players in minutes played (18.9), 3-pointers made (14), free-throw percentage (.705) and total assists (30)...Appeared in 28 games for the Canes...Earned the first start of her career against Pittsburgh (3/1)...Finished the season averaging 4.8 points and 2.0 rebounds per game...Totaled three double-digit outings this season, including a 15-point effort at Boston College (2/23)...Recorded a bucket in 23 of 28 games played...Tallied a career-high three steals against Washington State (12/21)...Went a perfect 4-of-4 at Clemson (2/16), setting a new career-high in 3-pointers made...One of 10 ACC players to shoot 100 percent from 3-point range in a game (one of three to go 4-of-4)...Recorded the first three blocks of her career.

As a Sophomore (2018-19): One of seven Hurricanes to play in all 34 games ... Averaged 3.1 points, 2.0 rebounds and 1.2 assists in 16.0 minutes per contest ... Finished with double-digit points twice and also posted five assists twice ... Placed third on the team in free throw percentage (75.6)... Began the season on an eight-game scoring streak...Eclipsed the double-digit mark for the first time as a Hurricane with 10 points against Wake Forest (1/6)...Set a new-career high at 13 points after shooting 4-of-6 (2-of-3 from 3-point range) against Notre Dame (2/7).

As a Freshman (2017-18): One of four Hurricanes to play in all 32 games...Averaged 2.4 points and 1.4 rebounds in 12.4 minutes per outing...Made her collegiate debut with one assist versus FIU (11/10)...Posted a pair of five-game scoring streaks throughout the season...Tallied a steal in six straight games (11/24-12/15)...Eclipsed the 4-rebound mark in four games during the season.

High School: Graduated from Norcross High School...Tabbed by espnW HoopGurlz as a four-star prospect and the nation's No. 66 recruit, including No. 21 among guards and sixth in Georgia ... Ranked as a four-star player by ProspectsNation.com, which ranks her No. 82 overall and No. 18 at the guard position...McDonald's All-American Game nominee... Aided her team to the region title every year and earned all-county honors three times...As a senior, selected as a 7A North All-State pick and First Team All-Region 7-7A choice by the coaches...Also tabbed as a Gwinnett Daily Post First Team All-County and Super Six honoree...Served as a captain and helped her team to the 7A state championship game, while finishing 29-3...Posted 17 points and eight rebounds in the state final...As a junior, chosen as a Gwinnett Daily Post Second Team All-County pick, as well as a The Atlanta Journal Constitution Class 6A all-state honorable mention...Gwinnett Daily Post Third Team All-County choice as a sophomore...Teammate of Diamond DeShields as a freshman...Won the 2016 Nike EYBL title with Team Elite...NBA players Al-Farouq Aminu, Jeremy Lamb, Gani Lawal and Jodie Meeks also attended Norcross, as did NFL players Jeff Backus, Brice Butler, Geremy Davis, Max Garcia, Larry Grant and Alvin Kamara.

Personal: Full name is Taylor Symone Mason...Nickname is Taymay...Born Sept. 8, 1998 in Baltimore...Parents are Nate and LaTonya Mason...Father is a car dealer and mother is a letter carrier...Has an older brother, Nate, who played basketball at Minnesota and was a First Team All-Big Ten pick in 2016-17...Intends to major in human development ...Career goal is play basketball and be an entrepreneur...Enjoys running, writing poetry, meditating and listening to music...Favorite



13 | TAYLOR MASON

athlete is Maya Moore because she is an all-around player who never quits or shows weakness... Chose Miami because of the coaching staff, the genuine love the school is filled with and the family feeling of the basketball program... Committed to Miami over Auburn, Georgia, Ole Miss and Virginia.

BY THE NUMBERS

Miscellaneous	2019-20	ACC	Career
Double-Digits	3	4	16, last vs. Notre Dame (2/7/19)
20+ Points	-	-	-
10+ Rebounds	-	-	-
Double Doubles	-	-	-

CAREER HIGHS

Category	ACC	Career
Points	15, at Boston College (2/23/20)	15, at Boston College (2/23/20)
Rebounds	7, at Georgia Tech (2/22/18)	7, at Georgia Tech (2/22/18)
Assists	3*, at Clemson (2/16/20)	5*, vs. Florida A&M (12/28/18)
Steals	1*, vs. Pittsburgh (3/1/20)	3, vs. Washington St. (12/21/19)
Blocks	1*, at Boston College (2/23/20)	1*, at Boston College (2/23/20)
Field Goals Made	4*, at Boston College (2/23/20)	4*, at Boston College (2/23/20)
Field Goal Attempts	14, at Virginia Tech (2/2/20)	14, at Virginia Tech (2/2/20)
Free Throws Made	5*, at Boston College (2/23/20)	6, vs. Miami (OH) (11/30/19)
Free Throw Attempts	7, at Boston College (2/23/20)	7*, at Boston College (2/23/20)
3-Point FGM	4, at Clemson (2/16/20)	4, at Clemson (2/16/20)
3-Point FGA	7, at Virginia Tech (2/2/20)	7, at Virginia Tech (2/2/20)
Minutes	28, at Virginia Tech (2/2/20)	28*, at Virginia Tech (2/2/20)

*Recorded more than once with most recent listed

HURRICANES

2017-18 GAME-BY-GAME

Date	Opponent	GS	MIN	FG-A	3FG-A	FT-A	O-D-T	A	B	S	PTS
11/10	FIU	13	0-4	0-1	0-0	0-1-1	1	0	0	0	0
11/12	VERMONT	14	1-2	0-1	4-6	3-1-4	1	0	1	6	
11/18	at Colorado	14	0-2	0-0	0-2	0-2-2	1	0	0	0	
11/21	NEW ORLEANS	16	3-3	0-0	3-4	0-1-1	0	0	0	9	
11/24	MAINE	10	1-1	0-0	2-2	0-1-1	1	0	2	4	
11/26	MARYLAND	12	1-2	0-0	2-2	1-0-1	1	0	1	4	
11/30	MICHIGAN STATE	9	1-3	1-1	0-0	0-2-2	1	0	1	3	
12/03	ST. JOHN'S	12	0-2	0-0	2-2	1-0-1	1	0	1	2	
12/10	KENTUCKY	10	0-4	0-1	0-0	0-1-1	0	0	1	0	
12/15	ALABAMA STATE	16	0-2	0-0	0-0	1-3-4	2	0	1	0	
12/18	vs. Sacramento State	13	2-4	0-0	0-0	0-0-0	0	0	0	4	
12/20	vs. Southern Illinois	7	1-1	0-0	0-2	0-2-2	0	0	2	2	
12/28	BETHUNE	18	1-5	0-2	2-2	0-3-3	3	0	1	4	
12/31	DUKE	8	0-0	0-0	0-0	0-0-0	0	0	0	0	
01/04	at Notre Dame	6	0-0	0-0	0-0	1-0-1	0	0	0	0	
01/07	WAKE FOREST	7	0-0	0-0	0-0	0-0-0	1	0	0	0	
01/11	at Florida State	18	1-5	0-2	0-2	0-1-1	0	0	2	1	
01/14	at Clemson	18	2-5	0-0	0-0	0-0-0	1	0	0	4	
01/18	SYRACUSE	9	0-1	0-1	0-0	1-0-1	1	0	0	0	
01/21	at Boston College	15	1-2	0-0	0-2	0-0-0	0	0	0	2	
01/25	LOUISVILLE	11	0-1	0-0	0-0	0-0-0	0	0	0	0	
02/08	at Virginia Tech	7	1-3	1-1	0-0	2-0-2	0	0	0	3	
02/04	at UNC	11	2-5	0-0	0-0	0-1-1	1	0	0	4	
02/08	NC STATE	5	0-0	0-0	0-0	0-1-1	0	0	0	0	
02/11	Florida State	13	2-3	1-1	1-2	0-0-0	2	0	0	6	
02/15	PITTSBURGH	18	1-5	0-1	0-0	2-3-5	0	1	2	2	
02/18	at Virginia	17	1-2	0-1	5-6	0-1-1	1	0	0	7	
02/22	at Georgia Tech	25	3-5	0-0	1-3	2-5-7	1	0	0	7	
02/25	VIRGINIA TECH	16	1-4	1-2	0-0	0-0-0	3	0	0	3	
03/01	vs. Wake Forest	10	0-0	0-0	0-0	0-1-1	0	0	1	0	
03/02	vs. Florida State	6	0-0	0-0	0-0	0-0-0	0	0	0	0	
03/17	vs. Quinnipiac	14	0-3	0-0	0-0	1-1-2	0	0	0	0	

2018-19 GAME-BY-GAME

Date	Opponent	GS	MIN	FG-A	3FG-A	FT-A	O-D-T	A	B	S	PTS
11/06	at FIU	18	2-4	1-3	0-0	0-1-1	5	0	1	5	
11/09	STEPHEN F. AUSTIN	28	2-4	0-1	3-5	2-3-5	2	0	2	7	
11/11	HARTFORD	23	3-5	0-0	2-2	1-2-3	0	0	1	8	
11/15	MARQUETTE	13	1-5	0-1	1-1	0-1-1	1	0	0	3	
11/18	at Iowa State	26	3-10	1-4	2-2	0-2-2	1	0	1	9	
11/23	NEBRASKA	19	2-5	1-3	0-0	2-3-5	0	0	0	5	
11/25	TEMPLE	12	2-3	0-0	3-4	1-2-3	1	0	0	7	
11/29	at Purdue	26	0-3	0-0	4-4	2-3-5	0	0	0	4	
12/02	COLORADO	15	0-1	0-1	0-0	0-0-0	2	0	0	0	
12/09	NEW ORLEANS	20	0-5	0-2	2-2	0-3-3	2	0	1	2	
12/16	UMES	16	0-3	0-3	2-2	1-0-1	0	0	0	2	
12/20	vs. Vanderbilt	25	1-2	0-1	0-1	0-0-0	1	0	1	2	
12/21	vs. Alabama	20	2-5	0-1	0-0	2-2-4	3	0	0	4	
12/28	FLORIDA A&M	24	0-5	0-2	1-2	1-1-2	5	0	1	1	
12/30	CENTRAL MICH.	9	0-0	0-0	0-0	0-2-2	1	0	1	0	
01/03	VIRGINIA TECH	10	0-1	0-1	0-0	1-1-2	2	0	0	0	
01/06	at Wake Forest	20	3-5	1-1	3-5	1-2-3	1	0	0	10	
01/10	CLEMSON	13	0-1	0-0	0-0	0-1-1	0	0	0	0	
01/17	at Duke	10	0-1	0-0	0-0	0-1-2	1	0	0	0	
01/20	NORTH CAROLINA	14	0-1	0-0	0-0	1-0-1	1	0	0	2	
01/23	at Syracuse	11	0-0	0-0	0-0	0-2-2	2	0	1	0	
01/27	BOSTON COLLEGE	11	0-1	0-0	1-2	1-0-1	0	0	0	1	
01/31	at Florida State	13	0-1	0-0	2-2	0-3-3	0	0	0	2	
02/03	VIRGINIA	10	0-0	0-0	0-0	0-0-0	3	0	0	0	
02/07	NOTRE DAME	20	4-6	2-3	3-4	1-1-2	0	0	0	13	
02/10	at Pittsburgh	21	0-3	0-2	0-0	1-1-2	1	0	0	0	
02/17	at Louisville	14	0-1	0-0	2-2	0-1-1	0	0	1	2	
02/21	at Virginia Tech	17	1-3	0-0	0-0	0-1-1	3	0	0	2	
02/24	FLORIDA STATE	11	0-1	0-0	0-0	0-1-1	1	0	0	0	
02/28	GEORGIA TECH	12	1-5	0-2	0-2	1-0-1	1	1	0	2	
03/03	at NC State	13	1-2	0-1	1-1	1-1-2	1	0	0	3	
03/08	vs. Syracuse	14	1-3	1-1	0-0	1-2-3	1	0	0	3	
03/22	FGCU	6	1-2	1-2	0-0	0-2-2	0	0	0	3	
03/24	ARIZONA STATE	10	1-3	0-1	0-0	0-1-1	0	0	0	2	

2019-20 GAME-BY-GAME

Date	Opponent	GS	MIN	FG-A	3FG-A	FT-A	O-D-T	A	B	S	PTS
11/10	JACKSON ST.	-	-	-	-	-	-	-	-	-	-
11/13	NORTH FLORIDA	19	4-8	0-1	0-1	0-1-1	2	0	0	8	
11/17	IUPUI	19	1-2	0-1	2-2	0-1-1	1	0	2	4	
11/22	vs N.C. A&T	20	1-4	0-0	2-2	0-0-0	1	0	1	4	
11/23	at #19/20 DePaul	16	1-3	0-0	1-2	0-0-0	0	0	0	3	
11/29	#7/5 OREGON STATE	16	3-4	2-2	1-2	0-1-1	1	0	2	9	
11/30	MIAMI (OH)	20	2-5	0-2	6-7	1-3-4	3	1	0	10	
12/04	#14/16 INDIANA	26	3-10	0-1	0-0	1-3-4	0	0	1	6	
12/17	BINGHAMTON	17	2-5	1-2	0-0	0-2-2	0	0	0	5	
12/20	UNC ASHEVILLE	17	1-3	0-1	0-0	0-2-2	2	0	0	2	
12/21	WASHINGTON ST.	22	0-3	0-0	0-0	0-2-2	2	0	3	0	
12/29	WAKE FOREST	11	1-2	0-1	0-0	0-0-0	0	0	1	2	
01/02	at Georgia Tech	18	3-6	1-3	0-0	0-4-4	2	0	0	7	
01/05	#8 FLORIDA STATE	21	1-6	0-2	0-0	1-1-2	0	0	0	2	
01/09	#7 LOUISVILLE	21	1-8	0-2	1-2	0-5-5	0	0	0	3	
01/12	SYRACUSE	25	2-5	1-3	0-0	1-3-4	3	0	1	5	
01/16	at North Carolina	14	1-6	0-3	1-2	1-0-1	0	0	1	3	
01/19	at Notre Dame	24	1-5	0-2	2-2	1-1-2	1	1	0	4	
01/23	CLEMSON	10	0-3	0-2	0-0	0-0-0	1	0	0	0	
01/26	at #14 Florida St.	4	0-0	0-0	0-0	0-1-1	0	0	0	0	
01/30	GEORGIA TECH	12	1-1	0-0	3-4	0-0-0	1	0	0	5	
02/02	at Virginia Tech	28	2-14	2-7	2-2	1-0-1	2	0	0	8	
02/09	DUKE	9	0-2	0-2	0-0	0-0-0	0	0	0	0	
02/16	at Clemson	23	4-5	4-4	0-0	0-1-1	3	0	1	12	
02/20	#10 NC STATE	25	0-4	0-2	1-2	1-2-3	0	0	1	1	
02/23	at Boston College	24	4-8	2-4	5-7	0-1-1	0	1	1	15	
02/27	at Wake Forest	25	3-10	0-3	1-4	1-3-4	2	0	1	7	
03/01	PITTSBURGH	20	1-3	1-1	2-2	2-3-5	2	0	1	5	
03/04	vs Clemson	22	1-7	0-2	1-1	2-2-4	1	0	0	3	

MASON CAREER STATISTICS

Season	GP	GS	Min.	Avg.	3-Point			Free Throws			Rebounds				Scoring										
					FG	FGA	Pct	FG	FGA	Pct	FT	FTA	Pct	Off	Def	Tot	Avg	PF	FO	Ast	TO	Blk	Stl	Pts	Avg
2017-18	32	0	398	12.4	26	79	.329	4	15	.267	22	37	.595	16	30	46	1.4	34	0	23	26	0	13	78	2.4
2018-19	34	0	544	16.0	31	100	.310	8	36	.222	34	45	.756	22	45	67	2.0	45	0	41	32	1	11	104	3.1
2019-20	28	1	528	18.9	44	141	.312	14	53	.264	31	44	.705	13	42	55	2.0	33	0	30	34	3	17	133	4.8
TOTAL	94	1	1470	15.6	101	320	.316	26	104	.250	87	126	.690	51	117	168	1.8	112	0	94	92	4	41	315	3.4



NYAYONGAH GONY

FORWARD

14

FRESHMAN • 6-3

LINCOLN, NEB. • LINCOLN

High School: A four-star prospect according to both espnW HoopGurlz and ProspectsNation.com...Ranked the No. 56 overall player in class of 2020 by espnW HoopGurlz...Named the No. 124 prospect by ProspectsNation.com...The No. 13 and No. 30 player at her position (forward) by HoopGurlz and ProspectsNation.com, respectively...Top recruit in the state of Nebraska...Earned a 2020 Nebraska Class A All-State Honorable Mention...Helped her team to a 17-7 record as a senior.

Personal: Sister, Nyagoa, plays basketball for Purdue (junior)...Chose Miami over offers from Louisville, Florida State, Nebraska and Purdue.

HURRICANES



JAMIR HUSTON

FORWARD 15

JUNIOR • 6-0
CLEVELAND, OHIO • JOHN HAY

As a Sophomore (2019-20): Started 10 of 30 games played, including seven straight starts from 12/17 to 1/9...Earned her first-career start in the season opener against Jackson State (11/10)... Averaged 2.7 points and 4.0 rebounds in 15.3 minutes per game...Paced the Canes in total offensive rebounds (57)...Led all Miami reserves in rebounding (4.0), while ranking third on the team overall... Tallied a pair of double-digit rebounding games...Hauled in a career-high 13 rebounds against Miami (OH) (11/30)...Set a new career high for steals with four at Virginia Tech (2/2)...Played a career-high 35 minutes against Georgia Tech (1/30), recording three assists and four made field goals...Knocked down the first three of her career against Binghamton (12/17).

As a Freshman (2018-19): Played in 24 games, including each of the first 14...Averaged 1.8 points and 1.9 rebounds in 7.3 minutes per contest ... Logged multiple steals four times and grabbed five-plus rebounds in three outings...Pulled down a season-high nine rebounds in 17 minutes at FIU (11/6) in her first collegiate appearance...Set her career-high for points with 10 against Florida A&M (12/28).

High School: Graduated from John Hay High School...Tabbed as a three-star recruit and the No. 14 wing prospect in the nation by espnW HoopGurlz...One of just 11 McDonald's All-American Game nominees from Ohio...Averaged 20.4 points, 11.5 rebounds, 2.2 assists and 4.1 steals as a senior... Won league MVP, as well as earned Cleveland.com First Team All-Star, OPSWA DI First Team All-District and OPSWA Second Team All-Ohio accolades...Aided her team to an 18-3 record and a conference championship, district semifinal berth and its first city title... Attended Shaker Heights High School her first three years at the prep level...Averaged 13.8 points and 12.7 rebounds as a junior, serving as team captain and garnering team MVP distinction...Helped lead her AAU team, Sports City U, to the championship game of the U.S. Junior Nationals U17 National Championship in National Harbor, Md., in July 2018...Served as the NAACP treasurer at Shaker Heights, where she was also a MAC Sister Scholar and mentored local youth through the Student Group on Race Relations...Four-year honor roll student...Charles Oakley and Ruben Patterson also attended John Hay, as did multiple ex-NFL players, including Wesley Carroll, a two-time national champion at Miami, and College Football Hall of Famer, John Hicks.

Personal: Full name is Jamir Carolyn Huston...First name is pronounced Juh-MEER and last name is pronounced HUE-Stin, like the city...Born Feb. 16, 2000...Parents are Monté Driscal and Jacquelyn Huston...Father is a correctional officer and mother is self-employed...Has two older brothers, Jacqueri and Jalen, as well as a younger brother, Mason...Intends to major in business... Cousin, Denzel Ward, plays for the Cleveland Browns and was the fourth pick in the 2018 NFL Draft...Has two cousins who are current college athletes; Mike Davis plays basketball at Alderson Broaddus and Asim Rose plays football at Kentucky...Favorite athlete and role model is LeBron James...Best sports memory is making a game-winning shot in the district playoffs as a senior... Committed to Miami over Florida State, Michigan, Michigan State and Purdue.

HURRICANES



15 | JAMIR HUSTON

BY THE NUMBERS

Miscellaneous	2019-20	ACC	Career
Double-Digits	-	-	1, last vs. Florida A&M (12/28/18)
20+ Points	-	-	-
10+ Rebounds	2	1	2, last vs. Georgia Tech (1/30/20)
Double Doubles	-	-	-

CAREER HIGHS

Category	ACC	Career
Points	8*, vs. Georgia Tech (1/30/20)	10, vs. Florida A&M (12/28/18)
Rebounds	10, vs. Georgia Tech (1/30/20)	13, vs. Miami (OH) (11/30/19)
Assists	3, vs. Georgia Tech (1/30/20)	4, vs. Alabama (12/21/18)
Steals	4, at Virginia Tech (2/2/20)	4, at Virginia Tech (2/2/20)
Blocks	1*, at Virginia (2/13/20)	3, vs. Md.-Eastern Shore (12/16/18)
Field Goals Made	4, vs. Georgia Tech (1/30/20)	4*, vs. Georgia Tech (1/30/20)
Field Goal Attempts	8*, vs. Georgia Tech (1/30/20)	8*, vs. Georgia Tech (1/30/20)
Free Throws Made	2*, vs. Syracuse (1/12/20)	4*, vs. Indiana (12/4/19)
Free Throw Attempts	4, vs. Syracuse (1/12/20)	6*, vs. Indiana (12/4/19)
3-Point FGM	N/A	1, vs. Binghamton (12/17/19)
3-Point FGA	1, vs. Clemson (1/23/20)	1*, vs. Clemson (1/23/20)
Minutes	35, vs. Georgia Tech (1/30/20)	35, vs. Georgia Tech (1/30/20)

*Recorded more than once with most recent listed

2018-19 GAME-BY-GAME

Date	Opponent	GS	MIN	FG-A	3FG-A	FT-A	O-D-T	A	B	S	PTS
11/06	at FIU	27	1-6	0-0	0-1	3-6-9	1	1	0	2	
11/09	STEPHEN F. AUSTIN	8	1-2	0-0	1-2	0-0-0	1	0	2	3	
11/11	HARTFORD	2	0-1	0-0	1-2	2-0-2	0	0	0	1	
11/15	MARQUETTE	3	0-0	0-0	0-0	0-0-0	0	0	0	0	
11/18	at Iowa State	15	1-4	0-0	1-4	2-1-3	0	1	2	3	
11/23	NEBRASKA	5	0-0	0-0	0-0	1-2-3	0	0	0	0	
11/25	TEMPLE	8	0-1	0-0	0-0	0-1-1	0	0	1	0	
11/29	at Purdue	3	0-0	0-0	0-0	0-0-0	0	0	0	0	
12/02	COLORADO	5	0-1	0-0	0-0	0-1-1	0	0	0	0	
12/09	NEW ORLEANS	19	2-3	0-0	3-6	3-3-6	0	0	1	7	
12/16	UMES	13	0-1	0-0	0-0	1-4-5	2	3	2	0	
12/20	vs. Vanderbilt	13	3-4	0-0	0-0	1-0-1	0	0	1	6	
12/21	vs. Alabama	19	4-5	0-0	0-0	0-1-1	4	0	1	8	
12/28	FLORIDA A&M	14	3-4	0-0	4-6	2-2-4	0	2	3	10	
12/30	CENTRAL MICH.	-	-	-	-	-	-	-	-	-	-
01/03	VIRGINIA TECH	3	0-0	0-0	0-0	0-1-1	0	0	0	0	
01/06	at Wake Forest	9	0-2	0-0	0-0	2-2-4	1	0	0	0	
01/10	CLEMSON	5	0-1	0-0	0-0	0-0-0	0	0	0	0	
01/17	at Duke	-	-	-	-	-	-	-	-	-	-
01/20	NORTH CAROLINA	1	0-0	0-0	0-0	0-0-0	0	0	0	0	
01/23	at Syracuse	-	-	-	-	-	-	-	-	-	-
01/27	BOSTON COLLEGE	4	0-1	0-0	0-0	1-0-1	0	0	0	0	
01/31	at Florida State	-	-	-	-	-	-	-	-	-	-
02/03	VIRGINIA	2	0-0	0-0	0-2	0-1-1	0	0	0	0	
02/07	NOTRE DAME	-	-	-	-	-	-	-	-	-	-
02/10	at Pittsburgh	7	0-1	0-0	2-2	2-0-2	0	0	0	2	
02/17	at Louisville	-	-	-	-	-	-	-	-	-	-
02/21	at Virginia Tech	-	-	-	-	-	-	-	-	-	-
02/28	GEORGIA TECH	-	-	-	-	-	-	-	-	-	-
03/03	at NC State	1	0-0	0-0	0-0	0-0-0	0	0	0	0	
03/08	vs. Syracuse	-	-	-	-	-	-	-	-	-	-
03/22	FGCU	-	-	-	-	-	-	-	-	-	-
3/24	ARIZONA STATE	-	-	-	-	-	-	-	-	-	-

2019-20 GAME-BY-GAME

Date	Opponent	GS	MIN	FG-A	3FG-A	FT-A	O-D-T	A	B	S	PTS
11/10	JACKSON ST.	* 9	3-4	0-0	0-1	3-2-5	0	0	0	6	
11/13	NORTH FLORIDA	* 14	0-4	0-0	0-0	2-2-4	1	0	1	0	
11/17	IUPUI	* 13	0-1	0-0	0-0	1-1-2	0	0	0	0	
11/22	vs. N.C. A&T	11	0-1	0-1	0-0	2-0-2	2	0	0	0	
11/23	at #19/20 DePaul	11	2-3	0-0	0-0	3-2-5	0	0	0	4	
11/29	#7/5 OREGON STATE	18	0-0	0-0	1-2	3-1-4	0	0	0	1	
11/30	MIAMI (OH)	17	2-3	0-0	0-2	2-11-13	1	0	0	4	
12/04	#14/16 INDIANA	14	0-1	0-0	4-6	5-3-8	1	0	1	4	
12/17	BINGHAMTON	* 18	3-5	1-1	0-0	3-6-9	1	0	3	7	
12/20	UNC ASHEVILLE	* 18	1-1	0-0	0-0	3-2-5	2	1	1	2	
12/21	WASHINGTON ST.	* 25	3-6	0-0	2-5	3-2-5	0	1	8		
12/29	WAKE FOREST	* 18	0-4	0-0	1-2	1-4-5	2	0	2	1	
01/02	at Georgia Tech	* 23	2-5	0-0	0-0	1-5-6	0	0	0	4	
01/05	#8 FLORIDA STATE	* 12	3-4	0-0	1-2	1-0-1	0	1	7		
01/09	#7 LOUISVILLE	* 11	0-1	0-0	0-2	2-0-2	0	0	0	0	
01/12	SYRACUSE	17	3-3	0-0	2-4	2-2-2	0	1	8		
01/16	at North Carolina	3	0-2	0-0	0-0	1-2-3	0	0	0	0	
01/19	at Notre Dame	17	1-5	0-0	0-0	2-1-3	0	0	0	2	
01/23	CLEMSON	21	3-8	0-1	0-0	3-1-4	1	0	1	6	
01/26	at #14 Florida St.	12	1-3	0-0	0-0	0-0-0	0	0	0	2	
01/30	GEORGIA TECH	35	4-8	0-0	0-2	6-4-10	3	0	3	8	
02/02	at Virginia Tech	21	1-5	0-0	1-2	3-4-7	2	0	4	3	
02/09	DUKE	25	1-4	0-0	0-0	0-4-4	1	0	1	2	
02/13	at Virginia	13	0-1	0-0	0-0	0-0-0	1	1	0	0	
02/16	at Clemson	21	1-3	0-0	0-2	2-1-3	0	1	1	2	
02/20	#10 NC STATE	10	0-0	0-0	0-0	0-0-0	0	0	0	0	
02/23	at Boston College	11	0-0	0-0	0-2	0-4-4	0	1	0	0	
02/27	at Wake Forest	6	0-0	0-0	0-0	0-0-0	0	1	0	0	
03/01	PITTSBURGH	10	0-1	0-0	0-2	2-2-4	0	0	0	0	
03/04	vs. Clemson	4	0-0	0-0	0-0	1-0-1	0	0	0	0	

HURRICANES

HUSTON CAREER STATISTICS		3-Point			Free Throws			Rebounds			Scoring														
Season	GP	GS	Min.	Avg.	FG	FGA	Pct	FG	FGA	Pct	FT	FTA	Pct	Off	Def	Tot	Avg	PF	FO	Ast	TO	Bk	Stl	Pts	Avg
2018-19	24	0	176	7.3	15	37	.405	0	0	.000	12	25	.480	20	25	45	1.9	30	0	9	15	7	13	42	1.8
2019-20	30	10	458	15.3	34	86	.395	1	3	.333	12	36	.333	57	64	121	4.0	64	0	15	33	6	22	81	2.7
TOTAL	54	10	634	11.7	49	123	.398	1	3	.333	24	61	.393	77	89	166	3.1	94	0	24	48	13	35	123	2.3



KELSEY MARSHALL

GUARD

20

SENIOR • 5-9

DAVIE, FLA. • MIAMI COUNTRY DAY SCHOOL

As a Junior (2019-20): Maggie Dixon Classic All-Tournament Team...Miami Holiday Classic All-Tournament Team...Started 29 of 30 games played...Ranked third on the team in scoring (11.4) and second in free-throw percentage (.721)...Finished the season fourth in the ACC in 3-point percentage (.359) and sixth in 3-pointers made (2.47)...Totaled 74 threes in 2019-20, ranking fifth in program history for 3-pointers in a season...Eclipsed the double-digit scoring mark 18 times...Paced the Canes in 20-point efforts with five in 2019-20...Shot 50 percent from 3-point range at Virginia (2/13), knocking down 7-of-14 3-point attempts...Her seven threes at Virginia placed her tied for fourth for single-game 3-pointers made in program history...Set a new career high in scoring with 25 points at Virginia...Shot a perfect 7-of-7 from the charity stripe at DePaul (11/23), marking new career highs in both free throws made and free throws attempted.

As a Sophomore (2018-19): Played in all 34 games, starting each of the first 20...Scored in double figures on eight occasions, including seven times in the first 15 contests...Paced the Hurricanes in made 3-pointers (67), while finishing third in 3-point percentage (37.4)...Placed fifth on the team in both scoring (7.8) and assists (1.8)...Led or co-led Miami in steals seven times, assists four times and minutes twice...Lone Hurricane on the season to connect on three-plus 3-pointers in a game without a miss, posting a 5-of-5 outing that tied for third-best in program history...Tied for eighth on Miami's single-season made 3-pointers list and placed No. 10 in attempts (179)...Earned her first collegiate start in the season opener at FIU (11/6), tallying 13 points on 5-of-10 shooting, including a 3-of-6 mark from deep, in a team-best 26 minutes.

As a Freshman (2017-18): Blue Ribbon Panel ACC All-Freshman Team...All-ACC Academic Team... Played in 31 of 32 games, missing only the opener due to a family matter...Scored double-digit points 10 times, with nine in a span of 13 ACC games and five coming consecutively, reaching 14 in five outings and 17-plus twice...Paced Miami in made 3-pointers (51) and 3-point percentage (min. 1 3PM per game, 32.9)...Finished third among Hurricanes in free throw percentage (74.0), as well as fourth in scoring (8.0) and fifth in assists (1.3)...Led or co-led the team in assists three times and in scoring twice...Had the most 3-point attempts (nine) in a game by a Hurricane on the season... Finished second among ACC freshmen in made 3-pointers, third in free throw percentage (min. 1 FTM per game) and fifth in 3-point percentage (min. 1 3PM per game), plus sixth in scoring...In ACC-only action, ranked first among conference freshmen in free throw percentage (min. 1 FTM per game, 82.1), second in 3-point percentage (min. 1 3PM per game, 39.4), third in made 3-pointers (28), fourth in made free throws (23) and fifth in both scoring (8.9) and field goal percentage (min. 2 FGM per game, 41.4)...Joined classmate Mykea Gray as the third and fourth ACC All-Freshman Team honorees in program history...One of three freshmen to earn All-ACC Academic Team recognition.

High School: Graduated from Miami Country Day School...Listed by espnW HoopGurlz as a five-star prospect and the No. 44 player in the nation, including the No. 13 guard and third-best Floridian...Considered a four-star recruit by ProspectsNation.com, which ranked her No. 90 overall, No. 20 among guards and eighth in the state...Four-year starter, three-time Miami Herald First Team All-Dade selection and a McDonald's All-American Game nominee...Aided her team to four state titles and the DICK's Nationals crown as both a senior and sophomore...Served as a captain as a senior and averaged 18.5 points, 7.5 rebounds and 4.5 assists...Led her team to a 29-1 and No. 1

HURRICANES



20 | KELSEY MARSHALL

national ranking in the USA TODAY Super 25 Expert Rankings in 2016-17...Posted 17.5 points, 6.2 rebounds and 4.7 assists per outing during a 21-6 junior year...Member of the honor roll her senior year...Manny Diaz, the head coach of the Miami football team, also attended MCDS, as did singer Emily Estefan and actresses Zoë Kravitz and Navi Rawat.

Personal: Full name is Kelsey Allysandra Marshall...Nickname is Kels...Born Feb. 26, 1999... Parents are Joseph and Myrline Marshall...Father is a teacher chief and mother is the head manager of a hospital...Has two older brothers, Khyle and Brandon...Khyle, a professional basketball in France, was a three-year starter at Butler and played in the 2011 national title game...Majoring in sport administration ...Enjoys listening to music...Favorite athlete is LeBron James because he is so versatile and is a hard worker...Best sports memory is winning the DICK's Nationals title at Madison Square Garden in 2015...Chose Miami because of how much she liked the coaches and players when she visited...Committed to Miami over Illinois and USF.

BY THE NUMBERS

Miscellaneous	2019-20	ACC	Career
Double-Digits	18	32	47, last vs. Pittsburgh (3/1/20)
20+ Points	5	4	5, last vs. Pittsburgh (3/1/20)
10+ Rebounds	-	-	-
Double Doubles	-	-	-

CAREER HIGHS

Category	ACC	Career
Points	25, at Virginia (2/13/20)	25, at Virginia (2/13/20)
Rebounds	8, vs. Virginia Tech (2/25/18)	8*, vs. Marquette (11/15/19)
Assists	6, vs. Virginia Tech (2/25/18)	6, vs. Virginia Tech (2/25/18)
Steals	4, at Wake Forest (1/6/19)	4*, at Wake Forest (1/6/19)
Blocks	2*, vs. Pittsburgh (3/1/20)	2*, vs. Pittsburgh (3/1/20)
Field Goals Made	8*, vs. Pittsburgh (3/1/20)	8*, vs. Pittsburgh (3/1/20)
Field Goal Attempts	18, at Florida State (1/26/20)	18, at Florida State (1/26/20)
Free Throws Made	5, at Clemson (1/14/18)	7, vs. DePaul (11/23/19)
Free Throw Attempts	6, at Clemson (1/14/18)	7, vs. DePaul (11/23/19)
3-Point FGM	7, at Virginia (2/13/20)	7, at Virginia (2/13/20)
3-Point FGA	14, at Virginia (2/13/20)	14, at Virginia (2/13/20)
Minutes	39, at Virginia (2/13/20)	39, at Virginia (2/13/20)

*Recorded more than once with most recent listed

HURRICANES



20 KELSEY MARSHALL

2017-18 GAME-BY-GAME

2018-19 GAME-BY-GAME

Date	Opponent	GS	MIN	FG-A	3FG-A	FT-A	O-D-T	A	B	S	PTS
11/12	VERMONT	20	1-9	1-5	2-2	1-1-2	3	0	4	5	
11/18	at Colorado	17	1-7	0-4	1-2	0-2-2	2	0	0	3	
11/21	NEW ORLEANS	24	1-8	1-8	4-6	0-0-1	0	1	3	7	
11/24	MAINE	15	1-7	1-7	2-4	0-1-1	0	0	0	5	
11/26	MARYLAND	22	4-11	3-9	0-0	0-2-2	0	0	0	11	
11/30	MICHIGAN STATE	22	4-6	3-5	0-2	1-1-2	0	0	2	11	
12/03	ST. JOHN'S	22	3-11	2-7	0-0	0-1-1	2	0	0	8	
12/10	KENTUCKY	18	4-11	1-6	0-1	0-4-4	1	0	1	9	
12/15	ALABAMA STATE	18	2-8	1-6	0-0	0-2-2	0	0	0	5	
12/18	vs. Sacramento State	21	3-7	2-6	0-0	0-2-2	0	0	0	8	
12/20	vs. Southern Illinois	18	3-7	1-4	3-3	2-3-5	1	0	1	10	
12/28	BETHUNE	21	4-8	4-8	2-2	1-0-1	3	0	0	14	
12/31	DUKE	13	0-4	0-4	0-0	0-2-2	0	0	0	0	
01/04	at Notre Dame	15	1-4	0-1	0-0	0-3-3	2	0	2	2	
01/07	WAKE FOREST	26	1-6	1-4	2-2	0-3-3	2	0	1	5	
01/11	at Florida State	14	3-6	2-4	3-4	0-1-1	0	0	1	11	
01/14	at Clemson	25	5-7	4-5	5-6	0-3-3	4	0	1	19	
01/18	SYRACUSE	7	1-3	1-3	0-0	1-0-1	0	0	1	3	
01/21	at Boston College	16	3-7	1-3	0-0	1-0-1	2	0	0	7	
01/25	LOUISVILLE	18	3-9	3-7	2-2	0-2-2	0	0	0	11	
01/28	at Virginia Tech	28	5-10	2-7	2-2	1-2-3	1	0	2	14	
02/04	at UNC	25	4-8	2-4	0-0	0-4-4	2	0	1	10	
02/08	NC STATE	25	5-9	2-5	2-2	0-2-2	0	0	2	14	
02/11	Florida State	18	3-10	2-4	2-4	0-1-1	2	0	0	10	
02/15	PITTSBURGH	23	2-6	2-5	0-0	0-3-3	3	0	0	6	
02/18	at Virginia	18	3-8	3-6	3-4	0-1-1	0	0	1	12	
02/22	at Georgia Tech	19	1-4	0-2	0-0	0-3-3	0	0	1	2	
02/25	VIRGINIA TECH	25	6-10	3-7	2-2	1-7-8	6	0	2	17	
03/01	vs. Wake Forest	17	1-2	1-2	0-0	0-1-1	0	0	0	3	
03/02	vs. Florida State	16	2-5	2-5	0-0	1-0-1	2	0	0	6	
03/17	vs. Quinnipiac	13	0-3	0-2	0-0	1-0-1	0	0	0	0	

Date	Opponent	GS	MIN	FG-A	3FG-A	FT-A	O-D-T	A	B	S	PTS
11/06	at FIU	30	5-10	3-6	0-0	0-3-3	2	0	2	13	
11/09	STEPHEN F. AUSTIN	27	3-6	2-4	0-0	1-3-4	0	0	0	2	8
11/11	HARTFORD	26	1-6	1-5	0-0	0-2-2	2	0	0	3	
11/15	MARQUETTE	30	3-11	2-7	0-0	1-7-8	3	0	0	8	
11/18	at Iowa State	27	2-10	0-4	2-2	0-4-4	0	0	0	6	
11/23	NEBRASKA	30	6-14	4-10	0-0	0-1-1	1	0	1	16	
11/25	TEMPLE	31	6-9	4-6	1-2	1-0-1	3	0	1	17	
11/29	at Purdue	29	3-9	0-6	0-0	0-2-2	4	0	1	6	
12/02	COLORADO	24	4-8	1-4	0-2	0-4-4	2	0	1	9	
12/09	NEW ORLEANS	23	5-10	4-9	0-0	0-2-2	4	0	0	14	
12/16	UMES	17	1-5	1-5	0-0	0-1-1	4	0	0	3	
12/20	vs. Vanderbilt	20	3-6	1-3	0-0	0-1-1	2	0	0	7	
12/21	at Alabama	23	5-11	3-5	0-0	1-2-3	5	1	1	13	
12/28	FLORIDA A&M	22	6-11	4-8	1-1	0-2-2	0	0	3	17	
12/30	CENTRAL MICH.	26	4-9	4-8	0-0	0-4-4	1	0	1	12	
01/03	VIRGINIA TECH	34	2-5	2-4	1-2	1-2-3	3	2	1	7	
01/06	at Wake Forest	20	1-6	1-4	3-4	0-0-0	0	0	4	6	
01/10	CLEMSON	31	3-7	3-5	0-0	0-5-5	2	0	1	9	
01/17	at Duke	18	0-6	0-4	0-0	0-1-1	2	0	1	0	
01/20	NORTH CAROLINA	23	2-5	2-5	0-0	0-2-2	2	0	0	6	
01/23	at Syracuse	24	3-7	3-5	0-0	0-2-2	0	0	0	9	
01/27	BOSTON COLLEGE	19	1-7	0-5	1-1	0-3-3	0	0	0	3	
01/31	at Virginia State	22	2-9	2-7	0-0	0-2-2	2	0	2	6	
02/03	VIRGINIA	26	5-5	2-2	0-1-1	2	1	0	1	17	
02/07	NOTRE DAME	13	0-2	0-1	0-2	0-1-1	1	0	0	0	
02/10	at Pittsburgh	16	3-7	2-5	0-0	0-0-0	1	0	1	8	
02/17	at Louisville	22	3-5	2-4	0-0	0-5-5	0	0	0	8	
02/21	at Virginia Tech	19	1-5	1-4	0-0	0-0-0	0	0	0	3	
02/24	FLORIDA STATE	28	1-7	1-5	0-0	0-1-1	3	1	3	3	
02/28	GEORGIA TECH	16	3-6	3-6	0-0	0-1-1	0	0	0	9	
03/03	at NC STATE	30	3-10	3-7	0-0	2-1-3	2	0	0	9	
03/08	vs. Syracuse	22	2-8	2-8	0-0	0-3-3	2	0	0	6	
03/22	FGCU	9	0-2	0-2	0-0	0-2-2	1	0	0	0	
03/24	ARIZONA STATE	14	2-4	1-3	0-0	0-1-1	1	0	0	5	

2019-20 GAME-BY-GAME

Date	Opponent	GS	MIN	FG-A	3FG-A	FT-A	O-D-T	A	B	S	PTS
11/10	JACKSON ST.	* 31	6-11	4-7	2-2	1-3-4	4	1	1	18	
11/13	NORTH FLORIDA	* 27	6-11	4-9	0-2	0-4-4	1	0	2	16	
11/17	IUPUI	* 32	3-9	2-5	0-0	0-5-5	4	0	1	8	
11/22	vs N.C. A&T	* 25	4-13	2-9	0-1	1-1-2	3	1	2	10	
11/23	at #19/20 DePaul	* 38	6-13	3-8	7-7	0-5-5	2	0	0	22	
11/29	#7/5 OREGON STATE	* 32	1-8	0-5	1-1	1-1-2	2	0	1	3	
11/30	MIAMI (OH)	* 21	1-7	1-6	0-0	1-2-3	5	0	0	3	
12/04	#14/16 INDIANA	* 22	0-2	0-2	0-0	0-2-2	1	0	0	0	
12/17	BINGHAMTON	* 23	4-9	3-8	0-0	0-2-2	3	0	0	11	
12/20	UNC ASHEVILLE	* 21	3-5	3-5	2-2	0-1-1	2	0	0	11	
12/21	WASHINGTON ST.	* 29	6-14	4-8	2-2	0-3-3	2	0	0	18	
12/29	WAKE FOREST	* 20	5-11	2-6	0-0	0-5-5	3	2	0	12	
01/02	at Georgia Tech	* 32	6-12	2-7	0-0	0-0-0	2	0	2	14	
01/05	#8 FLORIDA STATE	* 20	1-5	0-3	1-2	0-0-0	2	3	3	3	
01/09	#7 LOUISVILLE	* 12	1-7	1-5	0-0	0-1-1	2	1	1	3	
01/12	SYRACUSE	* 34	7-14	2-6	3-4	0-3-3	4	0	2	19	
01/16	at North Carolina	* 32	2-10	1-8	0-0	0-1-1	2	0	2	5	
01/19	at Notre Dame	* 24	4-10	2-5	0-0	0-0-0	3	0	0	10	
01/23	CLEMSON	* 35	8-12	5-8	1-3	0-1-1	2	0	2	22	
01/26	at #14 Florida St.	* 31	8-18	5-11	0-2	1-1-2	3	0	1	21	
01/30	GEORGIA TECH	* 33	3-10	1-5	0-0	0-4-4	3	0	1	7	
02/02	at Virginia Tech	* 10	0-4	0-3	0-0	0-1-1	0	0	0	0	
02/09	DUKE	* 28	1-5	0-2	3-3	0-4-4	2	0	0	5	
02/13	at Virginia	* 39	7-15	7-14	4-5	0-3-3	4	1	1	25	
02/16	at Clemson	* 26	4-9	3-7	2-3	0-1-1	1	0	0	13	
02/20	#10 NC STATE	* 28	2-9	2-6	1-2	0-2-2	3	0	1	7	
02/23	at Boston College	* 37	4-12	3-9	2-2	0-2-2	2	0	2	13	
02/27	at Wake Forest	* 34	6-12	6-11	0-0	1-1-2	1	0	0	18	
03/01	PITTSBURGH	* 25	8-12	5-9	0-0	0-2-2	1	2	0	21	
03/04	vs Clemson	* 32	1-10	1-9	0-0	0-1-1	3	0	2	3	

MARSHALL CAREER STATISTICS																												
Season	GP	GS	Min.	Avg.	FG	FGA	Pct	3-Point	FG	FGA	Pct	Free Throws	FT	FTA	Pct	Rebounds	Off	Def	Tot	Avg	PF	FO	Ast	TO	Blk	Stl	Pts	Avg
2017-18	31	0	599	19.3	80	221	.362	51	155	.329	37	50	.740	11	57	.68	2.2	49	0	39	49	1	25	248	8.0			
2018-19	34	20	788	23.2	95	248	.383	67	177	.379	11	18	.611	8	71	.79	2.3	66	1	59	49	5	25	268	7.9			
2019-20	30	29	833	27.8	118	299	.395	74	206	.359	31	43	.721	6	62	.68	2.3	61	2	72	59	8	27	341	11.4			
TOTAL	95	49	2220	23.4	293	768	.382	192	538	.357	79	111	.712	25	190	.215	2.3	176	3	170	157	14	77	857	9.0			



BRIANNA JACKSON

FORWARD **21**

SOPHOMORE • 6-3

VIRGINIA BEACH, VA. • PRINCESS ANNE

As a Freshman (2019-20): Logged 16 starts in 30 games played...Led all Miami freshmen in scoring (4.9), rebounding (4.5), minutes per game (16.8), field goal percentage (.500) and total steals (30)... Paced the Canes in blocks per game (1.3), while ranking sixth in the conference...One of three freshmen to earn a start and the only freshman to start more than 10 games... Led the Canes in rebounding in nine games...Ranked second on the team in field goal percentage (.500/min. 100 attempts)...Tallied six double-digit games...Posted double-figures in back-to-back games three times...Recorded a career-high five blocks at Florida State (1/26)...Tallied the first double-double of her career against Florida State (1/5), posting 14 points and 10 rebounds.

High School: A four-star prospect as ranked by espnW HoopGurlz and ProspectsNation.com... Checks in as the No. 92 prospect in the nation according to HoopGurlz, No. 17 among posts and fourth in Virginia...Named the Virginia Class 5 State Player of the Year...Helped Princess Anne to the Class 5A State Championship title...Recorded 23 points, 16 rebounds and five blocks in the championship game...Jackson won the state title all four years of high school...Averaged 13.2 points, 10.1 rebounds and 2.8 blocks as a senior...As a junior, was USA TODAY First Team All-Virginia, as well as Class 5 Player of the Year and The Virginian-Pilot's All-Tidewater Player of the Year...Logged 12.4 points and 10.1 rebounds per game in 2017-18...Tallied three double-doubles in the state tournament and averaged 19.3 points and 15.7 rebounds to lead her team to a fifth straight state title...Finished 2017-18 with a record of 26-1.

Personal: Full name is Brianna Monet Jackson...Nickname is Bri...Born Oct. 25, 2000...Parents are Christina and Brian Jackson...Father played semi-pro basketball...Has a brother, Brian III, and two sisters, Jada and Destinee...Intends to major in business with goal of owning her own gym...Enjoys reading and watching anime outside of basketball...Chose Miami because of the coaching staff, the team and the support from fans...Committed to Miami over Virginia Tech, Florida, and DePaul.

HURRICANES

BY THE NUMBERS

Miscellaneous	2019-20	ACC	Career
Double-Digits	6	6	6, last vs. Pittsburgh (3/1/20)
20+ Points	-	-	-
10+ Rebounds	1	1	1, vs. Florida State (1/5/20)
Double Doubles	1	1	1, vs. Florida State (1/5/20)

CAREER HIGHS

Category	ACC	Career
Points	14, vs. Florida State (1/5/20)	14, vs. Florida State (1/5/20)
Rebounds	10, vs. Florida State (1/5/20)	10, vs. Florida State (1/5/20)
Assists	2, at Clemson (2/16/20)	2*, at Clemson (2/16/20)
Steals	4, vs. NC State (2/20/20)	4, vs. NC State (2/20/20)
Blocks	5, at Florida State (1/26/20)	5, at Florida State (1/26/20)
Field Goals Made	6, at Wake Forest (2/27/20)	6*, at Wake Forest (2/27/20)
Field Goal Attempts	13, vs. Florida State (1/5/20)	13, vs. Florida State (1/5/20)
Free Throws Made	5, vs. Louisville (1/9/20)	5, vs. Louisville (1/9/20)
Free Throw Attempts	7, vs. Louisville (1/9/20)	7, vs. Louisville (1/9/20)
3-Point FGM	N/A	1, vs. Jackson State (11/10/19)
3-Point FGA	1*, at Florida State (1/26/20)	1*, at Florida State (1/26/20)
Minutes	32, at Florida State (1/26/20)	32, at Florida State (1/26/20)

*Recorded more than once with most recent listed

2019-20 GAME-BY-GAME

Date	Opponent	GS	MIN	FG-A	3FG-A	FT-A	O-D-T	A	B	S	PTS
11/10	JACKSON ST.	14	2-3	1-2	1-3	0-4	0-4	0	4	2	6
11/13	NORTH FLORIDA	15	2-2	0-0	0-0	2-4	6	1	2	2	4
11/17	IUPUI	7	0-0	0-0	0-0	1-2	3	0	0	1	0
11/22	vs N.C. A&T	16	1-1	0-0	0-0	1-2	3	2	0	0	2
11/23	at #19/20 DePaul	9	1-1	0-0	2-2	0-0	0	1	1	4	4
11/29	#7/5 OREGON STATE	14	2-3	0-1	2-2	1-2	3	0	0	2	6
11/30	MIAMI (OH)	* 11	4-5	0-0	1-1	2-4	0	0	1	9	9
12/04	#14/16 INDIANA	* 12	0-0	0-0	0-0	1-4	5	0	1	0	0
12/17	BINGHAMTON	9	0-1	0-0	0-0	1-3	4	1	0	1	0
12/20	UNC ASHEVILLE	12	2-4	0-0	0-0	1-1	2	0	0	0	4
12/21	WASHINGTON ST.	12	0-0	0-0	0-0	1-2	3	0	0	0	0
12/29	WAKE FOREST	12	0-1	0-0	0-0	1-0	1	1	1	0	0
01/02	at Georgia Tech	12	1-2	0-1	1-1	0-1	0	1	1	3	3
01/05	#8 FLORIDA STATE	27	6-13	0-0	2-6	6-10	0	0	3	14	14
01/09	#7 LOUISVILLE	* 28	4-7	0-1	5-7	5-16	0	4	0	13	13
01/12	SYRACUSE	* 16	1-1	0-0	2-2	2-2	0	3	1	4	4
01/16	at North Carolina	* 17	1-2	0-0	2-3	0-6	0	2	0	4	4
01/19	at Notre Dame	* 7	0-0	0-0	0-0	0-0	1	1	0	0	0
01/23	CLEMSON	* 21	5-6	0-0	0-2	3-2	5	0	1	10	10
01/26	at #14 Florida St.	* 32	5-10	0-1	2-4	0-5	5	0	5	1	12
01/30	GEORGIA TECH	* 18	0-2	0-0	2-2	0-5	0	3	0	2	2
02/02	at Virginia Tech	* 22	1-4	0-0	2-4	5-9	1	2	0	4	4
02/09	DUKE	* 17	2-5	0-0	0-0	1-2	1	0	0	4	4
02/13	at Virginia	* 28	0-2	0-0	0-0	0-5	0	1	3	0	0
02/16	at Clemson	* 24	1-5	0-0	1-2	1-6	2	2	3	3	3
02/20	#10 NC STATE	* 31	3-5	0-0	0-0	0-7	0	3	4	6	6
02/23	at Boston College	* 10	2-6	0-0	0-0	2-6	0	0	0	4	4
02/27	at Wake Forest	* 18	6-10	0-0	0-1	3-3	6	0	1	0	12
03/01	PITTSBURGH	16	3-5	0-0	5-6	3-7	0	0	2	11	11
03/04	vs Clemson	16	1-5	0-0	3-4	3-3	6	0	1	1	5

JACKSON CAREER STATISTICS

Season	GP	GS	Min.	Avg.	FG	FGA	Pct	3-Point			Free Throws			Rebounds			Scoring								
								FG	FGA	Pct	FT	FTA	Pct	Off	Def	Tot	Avg	PF	FO	Ast	TO	Blk	Stl	Pts	Avg
2019-20	30	16	503	16.8	56	112	.500	1	6	.167	33	52	.635	46	90	136	4.5	83	4	10	27	39	30	146	4.9
TOTAL	30	16	503	16.8	56	112	.500	1	6	.167	33	52	.635	46	90	136	4.5	83	4	10	27	39	30	146	4.9



PAULA FRAILE RUIZ

FORWARD

23


FRESHMAN • 6-4

BARCELONA, SPAIN • INSTITUT JOAQUIM BLUME

High School: Spent four season competing for Segle XXI Barcelona in the LF2 basketball league in Spain...Averaged 5.0 points and 5.4 points in 23.1 minutes of action per game in 2019-20... Totaled three double-digit outings, including a double-double (12 points, 10 rebounds) on Nov. 17... Competed at the FIBA U18 Women's European Championships – Division B in Sarajevo, Bosnia... Averaged 5.0 points and 3.8 rebounds throughout the tournament, helping Spain to a fifth-place showing...Represented Spain at the 2016 FIBA U16 Women's European Championship – Division B, taking home the bronze...Participated in the 2020 Basketball Without Borders Global Camp held in Chicago as part of NBA All-Star Weekend.

Personal: Born March 12, 2002....Enjoys painting, reading and drawing.

HURRICANES



KARLA ERJAVEC

GUARD

25

JUNIOR • 5-10

ZAGREB, CROATIA • SPORT GYMNASIUM

As a Sophomore at Wyoming (2019-2020): Started 18 of 20 games played...Averaged 6.4 points, 3.3 rebounds and 3.3 assists per game...Totaled three double-digit outings and tallied three-plus assists in 14 of 20 games played...Finished the season ranked fifth in the Mountain West in assist-to-turnover ratio (1.59) and 11th in assists per game (3.3).

As a Freshman at Wyoming (2018-19): Named to the Mountain West All-Freshman Team in 2018-19...Started all 33 games played as a freshman...Helped the Cowgirls to the WNIT Quarterfinals, posting 10.0 points and 2.8 assists per game in the tournament...Set the Wyoming freshman record for assists in a single season (124)...Recorded 13 double-digit outings...Averaged 9.0 points and 3.7 assists per game...Tallied her first-career double-double against San Jose State with 10 points and 10 assists (3/4).

High School: Member of the U18 and U20 National Team in Croatia...Represented home country at FIBA U20 Women's European Championship in 2018, averaging 5.7 points and 3.4 assists during the tournament...Led the U19 Croatian team to a championship and was the top scorer... In 2017, averaged 15.1 points, three rebounds and 1.6 assists in the U18 FIBA Women's European Championships...Helped her U18 team to four gold medals in the U18 State Championships and was a finalist in the U16 Championships three times.

Personal: Born June 17, 1999 in Zagreb, Croatia...Parents are Mlhaden and Ivana Erjavec...Both parents played basketball professionally...Father served as an assistant coach for the Croatian national team from 2009-11 and again in 2013...One sibling, David...Plans to major in kinesiology and health promotion.

HURRICANES



25 | KARLA ERJAVEC

BY THE NUMBERS

Miscellaneous	2019-20 ^A	ACC	Career ^A
Double-Digits	3	-	16, last at New Mexico (12/7/19)
20+ Points	-	-	-
10+ Rebounds	-	-	2, last vs. Georgia Tech (1/30/20)
Double Doubles	-	-	1, last vs. San Jose State (3/4/19)

CAREER HIGHS

Category	ACC	Career ^A
Points	N/A	19, vs. South Alabama (3/24/19)
Rebounds	N/A	8, at New Mexico (12/7/19)
Assists	N/A	10*, vs. San Jose State (3/4/19)
Steals	N/A	6, vs. Chadron State (11/8/18)
Blocks	N/A	1*, vs. Boise State (1/1/20)
Field Goals Made	N/A	7*, at New Mexico (12/7/19)
Field Goal Attempts	N/A	16, vs. San Diego State (1/9/19)
Free Throws Made	N/A	6, vs. Colorado (11/17/19)
Free Throw Attempts	N/A	7, vs. Colorado (11/17/19)
3-Point FGM	N/A	3*, vs. New Mexico (12/7/19)
3-Point FGA	N/A	7, vs. South Alabama (3/24/19)
Minutes	N/A	42, at San Diego State (1/20/20)

*Recorded more than once with most recent listed

^A Includes games at Wyoming

2018-19 GAME-BY-GAME*

Date	Opponent	GS	MIN	FG-A	3FG-A	FT-A	O-D-T	A	B	S	PTS
11/8	CHADRON STATE *	18	3-6	1-3	0-0	0-2-2	2	0	6	7	
11/9	at Saint Mary's (CA) *	33	5-14	3-7	0-0	0-2-2	3	1	1	13	
11/13	UCCS *	20	2-6	0-1	0-0	0-2-2	4	0	2	4	
11/23	vs North Texas *	37	3-8	2-3	0-0	1-2-3	4	0	2	8	
11/24	at Pacific *	25	2-6	0-4	0-0	0-1-1	2	0	1	4	
11/27	MONTANA STATE *	20	0-5	0-1	0-0	0-3-3	2	0	1	0	
12/4	DENVER *	34	7-12	3-4	1-1	0-4-4	2	0	2	18	
12/8	IDAHO *	34	2-7	0-1	1-2	0-1-1	1	0	0	5	
12/20	SOUTH DAKOTA ST *	25	2-6	0-2	0-0	0-3-3	1	0	0	4	
01/2	at Boise St. *	36	5-13	0-2	0-0	1-2-3	4	0	1	10	
01/5	UNLV *	26	5-7	2-3	2-2	0-1-1	4	0	0	14	
01/9	SAN DIEGO STATE *	26	7-16	3-6	0-0	0-3-3	4	1	1	17	
01/12	at Utah State *	36	6-9	1-4	1-2	0-0-0	4	0	1	14	
01/19	NEW MEXICO *	34	5-8	1-2	3-4	0-5-5	7	0	1	14	
01/23	at San Jose St. *	38	6-11	0-1	1-2	2-3-5	7	0	1	13	
01/26	BOISE STATE *	33	3-7	2-2	2-2	0-3-3	2	0	2	10	
01/30	at Fresno State *	36	1-5	1-4	1-2	1-1-2	4	1	1	4	
02/6	AIR FORCE *	35	3-6	0-1	0-0	0-4-4	10	0	1	6	
02/9	at Colorado State *	38	4-10	0-2	1-2	0-4-4	6	0	0	9	
02/13	UTAH STATE *	30	1-7	0-0	5-6	0-2-2	6	0	0	7	
02/16	at Nevada *	39	4-10	1-3	0-0	1-4-5	4	0	1	9	
02/20	at UNLV *	31	4-10	1-4	0-0	0-4-4	2	0	1	9	
02/23	COLORADO STATE *	21	3-10	1-4	0-0	2-2-2	1	1	0	7	
02/27	FRESNO STATE *	33	2-8	1-5	0-0	0-3-3	1	0	0	5	
03/2	at Air Force *	39	0-5	0-2	1-2	0-4-4	3	0	1	1	
03/4	SAN JOSE STATE *	30	4-10	2-7	0-0	0-2-2	10	1	0	10	
03/7	at New Mexico *	26	3-11	0-2	0-0	0-0-0	1	0	0	6	
03/11	vs Utah State *	33	4-9	2-3	0-0	0-5-5	6	0	0	10	
03/12	vs San Diego State *	35	5-12	2-5	4-4	0-4-4	4	1	0	16	
03/13	vs Boise State *	33	3-7	1-1	1-2	0-2-2	2	0	0	8	
03/21	N. COLORADO *	31	2-8	0-2	4-4	1-0-1	5	0	0	8	
03/24	SOUTH ALABAMA *	36	7-15	2-7	3-3	0-3-3	2	0	0	19	
03/28	PEPPERDINE *	35	3-7	1-1	1-2	0-1-1	3	0	0	8	
3/31	at Arizona *	38	1-6	0-0	3-4	0-0-0	1	0	1	5	

* at Wyoming

2019-20 GAME-BY-GAME*

Date	Opponent	GS	MIN	FG-A	3FG-A	FT-A	O-D-T	A	B	S	PTS
11/6	COL. CHRISTIAN *	28	6-10	2-4	0-0	0-4-4	3	0	0	14	
11/10	SAINT MARY'S *	34	0-5	0-0	2-2	0-3-3	2	1	1	2	
11/14	at Denver *	26	1-8	0-3	0-0	1-2-3	2	0	2	2	
11/17	COLORADO *	28	1-5	0-2	6-7	0-1-1	3	0	2	8	
11/23	at South Dakota St. *	36	3-6	0-1	0-0	0-2-2	4	0	0	6	
11/25	at North Dakota St. *	37	2-5	1-4	2-2	0-7-7	7	0	0	7	
12/4	at Air Force *	36	6-10	2-3	1-1	0-6-6	2	0	1	15	
12/7	at New Mexico *	37	7-15	3-6	0-0	2-6-8	6	1	0	17	
12/12	MISS. VALLEY *	15	1-3	1-2	0-0	0-2-2	5	0	1	3	
12/15	N. COLORADO *	32	2-11	0-6	0-2	0-5-5	4	0	0	4	
12/17	GONZAGA *	35	2-12	1-3	0-0	0-4-4	3	0	1	5	
01/1	BOISE STATE *	26	3-10	0-1	3-3	0-4-4	4	1	1	9	
01/4	COLORADO ST. *	37	2-10	1-4	2-2	0-2-2	4	0	0	7	
01/8	at San Diego State *	42	2-7	1-5	2-4	0-2-2	6	0	0	7	
01/11	at UNLV *	28	1-4	0-1	0-0	0-5-5	3	0	0	2	
01/15	NEVADA *	20	3-6	2-2	0-0	0-2-2	1	0	0	8	
01/18	at Fresno State *	27	1-5	1-2	0-0	1-1-2	3	0	0	3	
01/22	SAN DIEGO STATE *	22	1-2	1-1	0-0	0-2-2	1	0	0	3	
02/24	at Nevada *	12	2-4	1-2	1-1	0-0-0	1	0	0	6	
02/27	FRESNO STATE *	8	0-3	0-2	0-0	0-1-1	1	0	0	0	
03/2	vs Utah St. *	10	0-2	0-1	2-2	0-1-1	1	0	0	2	
03/3	vs Boise St. *	17	3-5	0-0	2-2	0-1-1	4	0	0	8	

HURRICANES

ERJAVEC CAREER STATISTICS																									
Season	GP	GS	Min.	Avg.	FG	FGA	Pct	3-Point	Free Throws	Rebounds	Scoring														
								FG	FTA	Pct	Off	Def	Tot	Avg	PF	FO	Ast	TO	Bk	Stl	Pts	Avg			
2018-19	33	33	1036	31.4	116	291	.399	33	99	.333	32	42	762	7	82	89	2.7	56	0	123	88	6	27	237	9.0
2019-20	20	18	566	28.3	46	141	.326	17	54	.315	19	24	792	4	61	65	3.3	30	0	65	41	3	9	128	6.4
Total	53	51	1602	30.2	162	432	.375	50	153	.327	51	66	773	11	143	154	2.9	86	0	188	129	9	36	425	8.0



NAOMI MBANDU

FORWARD **35**

JUNIOR • 6-2

TARBES, FRANCE • GULF COAST STATE • INSEP

As a Sophomore at Gulf Coast State College (2019-20): Considered the No. 2 junior college prospect in the nation by ASGR Basketball...Started all 28 games played, the only Commodore to do so...Averaged 14.6 points, 5.9 rebounds and 1.4 assists per game...Ranked third on the team in both scoring (14.6) and rebounding (5.9)...Paced the Commodores in minutes per game (32.8)...Helped Gulf Coast State to a 23-5 record...Helped team finish fourth at the NJCAA Division I Women's Basketball National Championship.

As a Freshman at Gulf Coast State College (2018-19): Averaged 8.5 points, 3.3 rebounds and 2.2 assists...Won the NJCAA Division I national title, the sixth in program history and third in four year... Totaled 12 points, four rebounds, five assists and four steals in Commodores' 68-62 victory over New Mexico in the national championship game.

Prior to Gulf Coast State: Represented her country at the 2019 FIBA U20 Women's European Championship in August...Averaged 2.9 points and 2.0 rebounds in tournament, helping France to a third-place finish...Member of Le Centre Fédéral de Basketball (Federal Basketball Center), a club that brings together players of INSEP...Competes in Ligue2...Former teammate of current Cane, Kenza Salgues, at FBC.

Personal: Born Jan. 19, 1999...Enjoys shopping and traveling...Aspires to play professional basketball upon graduation.

HURRICANES



SYDNEE ROBY

CENTER

44

SOPHOMORE • 6-3

MILWAUKEE, WIS. • RUFUS KING

As a Freshman (2019-20): Appeared in 29 games for the Canes, making two starts...One of three freshmen to earn a start...Averaged 2.7 points and 1.6 rebounds in 8.8 minute of action per game... Totaled two double-digit outings...Posted multiple blocks on five occasions...Tallied a career-high five rebounds against Duke (2/9)...Shot 100 percent from the field (min. 4 attempts) twice in 2019-20...Earned her first-career start against Binghamton (12/17)...Notched the first double-digit game of her career with 11 points against Miami (OH) (11/30).

High School: Checked in among the Top 65 nationally according to ASGR Basketball, ProspectsNation.com and espnW HoopGurlz...Two-time AP First Team All-State honoree...USA Basketball U17 invitee...2018-19 USA Today ALL-USA Wisconsin Girls Basketball Team...Was just shy of averaging a double-double as a senior, posting 14.9 points and 9.1 rebounds per outing in 2018-19...Led her team to a 26-4 record as a senior, making an Elite Eight appearance in the WIAA-WI Division I Girls Basketball State Championships... AP First Team All-State in 2019...2017-18 Wisconsin Gatorade State Player of the Year...Unanimous 2017-18 AP State Player of the Year... Finished her junior campaign averaging 17.0 points, 11.0 rebounds and 2.7 blocks per game, while shooting 61.2 percent from the floor...Tallied 14 double-doubles in 2017-18.

Personal: Born Feb. 6, 2001...Mother, Essie Washington, played basketball at Grambling State and Howard University...Played professional basketball for the Virginia Wave of the WABA...Cousin, Ericka Haney, started on Notre Dame's 2001 national championship team...Grew up playing tennis and volleyball...Enjoys playing piano and singing...Committed to Miami after considering California, Notre Dame, Louisville and Michigan State.

HURRICANES



44 SYDNEE ROBY

BY THE NUMBERS

Miscellaneous	2019-20	ACC	Career
Double-Digits	2	1	2, last at Virginia Tech (2/2/20)
20+ Points	-	-	-
10+ Rebounds	-	-	-
Double Doubles	-	-	-

CAREER HIGHS

Category	ACC	Career
Points	11, at Virginia Tech (2/2/20)	11*, at Virginia Tech (2/2/20)
Rebounds	5, vs. Duke (2/9/20)	5, vs. Duke (2/9/20)
Assists	1, at Georgia Tech (1/2/20)	1*, at Georgia Tech (1/2/20)
Steals	1, vs. Syracuse (1/12/20)	1, vs. Syracuse (1/12/20)
Blocks	3, vs. Wake Forest (12/29/19)	3*, vs. Wake Forest (12/29/19)
Field Goals Made	4, at Virginia Tech (2/2/20)	5, vs. Miami (OH) (11/30/19)
Field Goal Attempts	5, at North Carolina (1/16/20)	5*, at North Carolina (1/16/20)
Free Throws Made	4, at North Carolina (1/16/20)	4*, at North Carolina (1/16/20)
Free Throw Attempts	7, at Virginia Tech (2/2/20)	7*, at Virginia Tech (2/2/20)
3-Point FGM	N/A	N/A
3-Point FGA	N/A	N/A
Minutes	17, at North Carolina (1/16/20)	17*, at North Carolina (1/16/20)

*Recorded more than once with most recent listed

2019-20 GAME-BY-GAME

Date	Opponent	GS	MIN	FG-A	3FG-A	FT-A	O-D-T	A	B	S	PTS
11/10	JACKSON ST.	17	2-3	0-0	4-7	0-2-2	0	2	0	8	
11/13	NORTH FLORIDA	11	2-3	0-0	2-3	1-2-3	0	1	0	6	
11/17	IUPUI	5	1-2	0-0	1-1	0-0-0	0	0	1	3	
11/22	vs N.C. A&T	9	0-1	0-0	3-6	2-2-4	0	1	0	3	
11/23	at #19/20 DePaul	7	0-0	0-0	0-0	0-2-2	1	0	0	0	
11/29	#7/5 OREGON STATE	8	0-1	0-0	0-0	0-0-0	0	0	0	0	
11/30	MIAMI (OH)	15	5-5	0-0	1-1	1-1-2	0	0	0	11	
12/04	#14/16 INDIANA	8	0-2	0-0	1-2	2-0-2	0	0	0	1	
12/17	BINGHAMTON	11	2-3	0-0	1-2	2-1-3	1	0	0	5	
12/20	UNC ASHEVILLE	17	2-3	0-0	2-4	3-1-4	1	3	0	6	
12/21	WASHINGTON ST.	1	0-0	0-0	0-0	0-0-0	0	0	0	0	
12/29	WAKE FOREST	9	0-0	0-0	0-0	0-1-1	0	3	0	0	
01/02	at Georgia Tech	6	0-1	0-0	2-2	0-0-0	1	0	0	2	
01/05	#8 FLORIDA STATE*	12	0-2	0-0	0-0	0-1-1	0	1	1	0	
01/09	#7 LOUISVILLE	9	0-2	0-0	0-0	1-0-1	0	0	0	0	
01/12	SYRACUSE	7	0-0	0-0	3-4	0-0-0	0	1	1	3	
01/16	at North Carolina	17	2-5	0-0	4-5	2-0-2	0	2	0	8	
01/19	at Notre Dame	10	2-3	0-0	0-0	2-1-3	0	0	0	4	
01/23	CLEMSON	5	0-0	0-0	0-0	0-0-0	0	0	0	0	
01/26	at #14 Florida St.	1	0-1	0-0	0-0	0-0-0	0	0	0	0	
01/30	GEORGIA TECH	3	0-0	0-0	0-0	0-0-0	0	0	0	0	
02/02	at Virginia Tech	13	4-4	0-0	3-7	3-1-4	0	0	0	11	
02/09	DUKE	14	0-2	0-0	0-2	1-4-5	0	0	0	0	
02/13	at Virginia	12	1-3	0-0	1-4	1-3-4	0	1	0	3	
02/16	at Clemson	10	1-1	0-0	2-4	3-0-3	0	1	0	4	
02/20	#10 NC STATE	4	0-1	0-0	0-0	0-0-0	0	0	0	0	
02/23	at Boston College	6	0-0	0-0	0-0	0-1-1	0	0	0	0	
02/27	at Wake Forest	1	0-0	0-0	0-0	0-0-0	0	0	0	0	
03/01	PITTSBURGH	7	0-1	0-0	0-0	0-0-0	0	2	1	0	
03/04	vs. Clemson	-	-	-	-	-	-	-	-	-	

ROBY CAREER STATISTICS																									
Season	GP	GS	Min.	Avg.	FG	FGA	Pct	3-Point			Free Throws			Rebounds			Scoring								
								FG	FGA	Pct	FT	FTA	Pct	Off	Def	Tot	Avg	PF	FO	Ast	TO	Blk	Stl	Pts	Avg
2019-20	29	2	255	8.8	24	49	490	0	0	.000	30	54	.556	24	23	47	1.6	59	1	4	19	18	4	78	2.7
TOTAL	29	2	255	8.8	24	49	490	0	0	.000	30	54	.556	24	23	47	1.6	59	1	4	19	18	4	78	2.7

HURRICANES



HURRICANE ROSTERS

NUMERICAL ROSTER

NO.	NAME	POS.	HT.	CL.	HOMETOWN / HIGH SCHOOL / LAST SCHOOL
0	Kenza Salgues	G	5-9	So.	Montpellier, France / National Institute of SE&P
1	Moulayna Johnson Sidi Baba	G/F	6-0	So.	Stockholm, Sweden / Solna Gymnasium
3	Destiny Harden	F	6-0	R-Jr.	Chicago, Ill. // West Virginia
4	Endia Banks	G	5-9	Sr.	Duluth, Ga. / Duluth
5	Mykea Gray	G	5-4	Sr.	Upper Marlboro, Md. / National Christian Academy
13	Taylor Mason	G	5-9	Sr.	Decatur, Ga. / Norcross
14	Nyayongah Gony	F/G	6-2	Fr.	Lincoln, Neb. / Lincoln High
15	Jamir Huston	F	6-0	Jr.	Cleveland, Ohio / John Hay
20	Kelsey Marshall	G	5-9	Sr.	Davie, Fla. / Miami Country Day School
21	Brianna Jackson	F	6-3	So.	Virginia Beach, Va. / Princess Anne
23	Paula Fraile Ruiz	F	6-4	Fr.	Barcelona, Spain / Institut Joaquim Blume
25	Karla Erjavec	G	5-10	Jr.	Zagreb, Croatia // Wyoming
35	Naomi Mbandu	F	6-2	Jr.	Tarbes, Frances // Gulf Coast State College
44	Sydney Roby	C	6-3	So.	Milwaukee, Wis. / Rufus King

ALPHABETICAL ROSTER

NO.	NAME	POS.	HT.	CL.	HOMETOWN / HIGH SCHOOL / LAST SCHOOL
4	Endia Banks	G	5-9	Sr.	Duluth, Ga. / Duluth
25	Karla Erjavec	G	5-10	Jr.	Zagreb, Croatia // Wyoming
23	Paula Fraile Ruiz	F	6-4	Fr.	Barcelona, Spain / Institut Joaquim Blume
14	Nyayongah Gony	F/G	6-2	Fr.	Lincoln, Neb. / Lincoln High
5	Mykea Gray	G	5-4	Sr.	Upper Marlboro, Md. / National Christian Academy
3	Destiny Harden	F	6-0	R-Jr.	Chicago, Ill. // West Virginia
15	Jamir Huston	F	6-0	Jr.	Cleveland, Ohio / John Hay
21	Brianna Jackson	F	6-3	So.	Virginia Beach, Va. / Princess Anne
1	Moulayna Johnson Sidi Baba	G/F	6-0	So.	Stockholm, Sweden / Solna Gymnasium
20	Kelsey Marshall	G	5-9	Sr.	Davie, Fla. / Miami Country Day School
13	Taylor Mason	G	5-9	Sr.	Decatur, Ga. / Norcross
35	Naomi Mbandu	F	6-2	Jr.	Tarbes, Frances // Gulf Coast State College
44	Sydney Roby	C	6-3	So.	Milwaukee, Wis. / Rufus King
0	Kenza Salgues	G	5-9	So.	Montpellier, France / National Institute of SE&P

COACHING STAFF

Head Coach: Katie Meier (Duke '89 [B.A.] & '90 [M.A.], 16th season)

Associate Head Coach: Octavia Blue (Miami '98, ninth season)

Assistant Coach: Fitzroy Anthony (Palm Beach Atlantic '08, sixth season)

Assistant Coach: Kelley Gibson (Maryland '99, first season)

Director of Basketball Ops. & Special Projects: Margie Gill (Florida '03, sixth season)

Director of Basketball Ops. / Coordinator of Recruiting: Lonnette Hall (CSU-Northridge '94, 13th season)

Assistant Director of Ops: Morgan Stroman (Miami '13, second season)

Video Coordinator: Noelle Cobb (La Verne '17, second season)

Strength Coach: Brandon Kuhn (Angelo State '06, first season)

Athletic Trainer: Abbey Misenheimer (North Carolina '16, first season)

HURRICANES



ROSTER BREAKDOWNS

ROSTER BY CLASS

Freshmen (2)

Nyayongah Gony
Paula Fraile Ruiz

Sophomores (5)

Brianna Jackson
Moulayna Johnson Sidi Baba
Sydnee Roby
Kenza Salgues

Juniors (4)

Karla Erjavec
Destiny Harden
Jamir Huston
Naomi Mbandu

Seniors (4)

Endia Banks
Mykea Gray
Taylor Mason
Kelsey Marshall

GEOGRAPHIC BREAKDOWN

Croatia (1)

Karla Erjavec

Florida (1)

Kelsey Marshall

France (2)

Naomi Mbandu
Kenza Salgues

Georgia (2)

Endia Banks
Taylor Mason

Illinois (1)

Destiny Harden

Maryland (1)

Mykea Gray

Nebraska (1)

Nyayongah Gony

Ohio (1)

Jamir Huston

Spain (1)

Paula Fraile Ruiz

Sweden (1)

Moulayna Johnson Sidi Baba

Virginia (1)

Brianna Jackson

Wisconsin (1)

Sydnee Roby

PRONUNCIATION GUIDE

<i>Name</i>	<i>First</i>	<i>Last</i>	<i>Hometown</i>
Endia Banks	IN-dee-uh		
Karla Erjavec	CAR-lah	AIr-yeh-vets	ZAH-greb
Paula Fraile Ruiz	PAWL-uh	FRY-leh Roo-eez	
Nyayongah Gony	nye-YON-guh	GOH-nee	
Mykea Gray	My-KEY-uh		
Jamir Huston	Juh-MEER	Hue-ston	
Brianna Jackson	Bree-AHN-uh		
Moulayna Johnson Sidi Baba	Moo-LAY-nah	See-dee Bah-bah	
Naomi Mbandu	ny-OH-me	em-bahn-DOO	TAR-buh
Katie Meier		MY-urr	
Sydnee Roby		ROH-bee	
Kenza Salgues		SAHL-guh	MOHN-pill-ee-AY

HURRICANES



2019-20 REVIEW

Season In Review	60
Box Scores	61-68
Season Statistics	69
Conference Statistics.....	70
Non-Conference Statistics	71
Win Statistics.....	72
Loss Statistics	73
Home Statistics	74
Away Statistics	75
Neutral Site Statistics	76
Team Game-by-Game Comparison	77
Team Game-by-Game	78
Opponent Game-by-Game	79
Team Game Highs.....	80
Team Game Lows.....	81
Opponent Game Highs.....	82
Opponent Game Lows.....	83
Player Game-by-Game Highs.....	84-85
Double-Doubles	85
Player Game Highs	86
Opponent Player Game Highs.....	87
Category Leaders.....	88-89
Player Game-by-Game Pts-Reb-Ast.....	90

SEASON IN REVIEW



The 2019-20 Miami women's basketball team at practice prior to facing Clemson at the 2019 ACC Tournament.

Overview

In its 48th season, the Miami women's basketball team posted a 15-15 record, marking the 34th time, and 11th straight season, that the Canes have finished with a record of .500 or better.

The season was highlighted by the recognition of a pair of 1,000 point scorers, Beatrice Mompremier and Mykea Gray, and an ACC All-Defensive team nod (Gray).

The Canes won 12-plus games at home for the sixth straight season and finished second in the ACC in steals per game (8.70).

Sharp Shooters

The Shooters thrived from 3-point range, ranking fourth in the ACC in makes per game at 6.77. Five Canes shot better than 30 percent from beyond the arc, led by junior Kelsey Marshall (.359).

Miami was one of just two ACC teams to have two players rank in the top 10 for 3-point field goal percentage (minimum 1.8 3FG/game), alongside the Virginia Tech. Marshall ranked fourth (.359), while fellow junior Mykea Gray sat 10th (.327).

#QueenBea

One of the most decorated players to come through the Miami program graduated after the 2019-20

season. Beatrice Mompremier left UM the all-time leader in single-season rebounding average (12.2) and placed second in single-season rebounds (401).

Mompremier was a two-time AP/WBCA All-America Honorable Mention honoree and was tabbed the ACC Preseason Player of the Year in 2019-20. The Miami native eclipsed both the 1,000 point and 1,000 point mark during her redshirt senior season at UM.

All of her hard work culminated in being drafted 20th overall by the Los Angeles Sparks in the 2020 WNBA Draft. She became the sixth Cane to be drafted and the fifth under head coach Katie Meier.

Freshman Five

Miami welcomed five new faces to the squad in 2019-20 with the addition of the freshman five.

The freshmen combined for 21 starts, led by Brianna Jackson, who started 16 of 30 appearances. The class accounted for 18 percent of scoring, including 23 percent of scoring in paint. Jackson paced the freshmen in both scoring and rebounding, averaging 4.9 and 4.5 per game, respectively.

A Season Cut Short

While the Canes were eligible for postseason play, both the NCAA Tournament and the WNIT were cancelled due to the COVID-19 pandemic.

BOX SCORES

GAME ONE

#18/19 Miami vs. Jackson State

Nov. 10, 2019 | Coral Gables, Fla.

#25/24 Miami 94 - 1-0

#	Player	Total			3-Pr			Rebounds			PF	TP	A	To	Bk	Stl	Blk	Min
		FG	FGA	FT	FTA	FG	FGA	FT	FTA	Off								
1	Laura Cornelius	1-3	0-2	3-4	1	3	4	0	1	2	0	2	1	0	0	21		
05	Wykes Gray	5-12	3-8	2-2	0	0	3	15	4	1	0	0	0	0	26			
20	Kelsey Marshall	5-10	3-6	0-0	0	3	3	13	2	0	2	0	2	0	26			
25	Emese Hof	3-4	0-0	1-2	2	5	7	2	1	0	1	2	2	0	22			
32	Beatrice Mompremier	7-12	0-0	0-2	1	11	12	1	14	1	0	1	1	0	24			
03	Endia Banks	3-7	0-1	0-0	3	1	4	3	6	5	0	0	0	0	19			
11	Sarah Mortenson	8-10	8-9	0-0	1	3	2	24	1	0	0	0	0	0	19			
13	Taylor Mason	2-4	1-3	0-0	1	1	1	5	5	1	0	1	1	1	18			
15	Jamir Huston	1-6	0-0	0-1	3	6	9	3	2	1	0	1	0	0	17			
23	Rebecca Ripley	1-4	1-3	0-0	0	1	1	3	3	1	0	1	0	0	15			
	Team																	
	Totals	36-73	16-32	6-11	13	37	50	17	94	23	8	2	7	20				

1st FG %:	6.9	44.4%	2nd FG %:	42.9%	3rd FG %:	10.0%	4th FG %:	10.0%	5th FG %:	10.0%	6th FG %:	10.0%	7th FG %:	10.0%	8th FG %:	10.0%	9th FG %:	10.0%	10th FG %:	10.0%		
FT %:	2.4	33.3%	1st 3Pt %:	16.7%	2nd 3Pt %:	50.0%	3rd 3Pt %:	50.0%	4th 3Pt %:	50.0%	5th 3Pt %:	50.0%	6th 3Pt %:	50.0%	7th 3Pt %:	50.0%	8th 3Pt %:	50.0%	9th 3Pt %:	50.0%	10th 3Pt %:	50.0%
Rebounds:	16	22	11	12	11	11	11	11	11	11	11	11	11	11	11	11	11	11	11	11		

FIU 43 - 0-1

#	Player	Total			3-Pr			Rebounds			PF	TP	A	To	Bk	Stl	Blk	Min
		FG	FGA	FT	FTA	FG	FGA	FT	FTA	Off								
05	Tamirace Taylor	1-5	1-2	0-0	0	4	4	1	3	1	0	4	2	2	0	22		
19	Paul Orenes Sanchez	1-9	0-3	1-1	0	3	3	5	3	0	0	0	25					
11	Kylie O'Hara	2-5	0-0	0-0	2	4	5	4	1	2	1	0	28					
04	Chelsea Guimaraes	3-13	2-7	3-4	1	0	1	3	11	0	1	0	25					
15	Ieva Spoulice	2-3	2-2	0-0	0	1	1	6	0	0	0	0	18					
03	Cabria Lee	1-1	1-1	1-1	3	0	0	3	0	0	0	1	13					
21	Ce'Nara Scott	1-3	0-0	2-2	3	4	4	4	0	0	0	0	18					
23	Bro'isha Scott	0-2	0-0	2-2	0	2	2	2	3	0	0	0	18					
24	Paris Netherly	1-2	1-2	0-0	0	3	2	7	0	0	0	0	19					
04	Shante Walker	0-3	0-1	0-0	0	2	2	4	0	0	0	0	18					
	Team																	
	Totals	11-53	7-22	14-18	7	27	34	15	43	9	15	2	5	20				

1st FG %:	3.2	25.0%	2nd FG %:	23.0%	3rd FG %:	11.1%	4th FG %:	11.1%	5th FG %:	11.1%	6th FG %:	11.1%	7th FG %:	11.1%	8th FG %:	11.1%	9th FG %:	11.1%	10th FG %:	11.1%		
FT %:	0.0	0.0%	1st 3Pt %:	66.7%	2nd 3Pt %:	100.0%	3rd 3Pt %:	100.0%	4th 3Pt %:	100.0%	5th 3Pt %:	100.0%	6th 3Pt %:	100.0%	7th 3Pt %:	100.0%	8th 3Pt %:	100.0%	9th 3Pt %:	100.0%	10th 3Pt %:	100.0%

Officials: Angelica Suffer, Meadow Overstreet, Jody Cantrell
 Technical Fouls: FIU-None, Miami-None, FIU-None.

Attendance: 687

Score by periods	1st				2nd				3rd				4th				Total			
	1st	2nd	3rd	4th	1st	2nd	3rd	4th	1st	2nd	3rd	4th	1st	2nd	3rd	4th				
FIU	13	13	20	14	14	14	14	14	14	14	14	14	14	14	14	14	14	14	14	14
Miami	8	10	8	17	43	43	43	43	43	43	43	43	43	43	43	43	43	43	43	43

UMF led for 14:41. UMI led for 00:00. Game was tied for 00:15.

GAME TWO

#17/19 Miami vs. North Florida

Nov. 13, 2019 | Coral Gables, Fla.

North Florida 55 - 1-2, 0-ASUN

#	Player	Total			3-Pr			Rebounds			PF	TP	A	To	Bk	Stl	Blk	Min
		FG	FGA	FT	FTA	FG	FGA	FT	FTA	Off								
11	Jazz Bond	1	3-11	0-5	2-2	4	4	8	3	8	1	2	2	0	29			
44	Dasha Emeneh	1	3-8	0-1	2-2	0	4	4	3	8	0	1	0	1	29			
03	Tiffany Tolbert	1	1-9	1-5	2-2	0	1	2	5	2	6	0	0	0	28			
04	Adrienne Jackson	1	3-10	1-5	0-0	0	4	4	3	7	3	0	0	0	31			
04	Janeisha Green	1	3-8	1-2	3-3	2	2	4	2	10	2	4	0	1	28			
05	Alexis Gordon	1	5-8	3-6	0-0	0	2	2	1	13	2	0	0	0	16			
12	Ariel Scott	1	0-0	0-0	2-2	0	3	2	3	2	3	0	0	0	19			
13	Rhettia Moore	1	0-0	0-0	0-0	0	0	0	0	0	0	0	0	0	2			
20	Victoria Patrick	1	0-2	0-2	0-0	1	2	0	1	2	0	0	0	0	22			
23	Ernesta Groenmann	1	1-3	0-0	0-0	0	0	0	1	2	0	0	0	0	15			
	Team																	
	Totals	19	57	32	11-11	8	23	31	19	55	13	2	6	6	20			

1st FG %:	4.1	38.4%	2nd FG %:	5.0%	3rd FG %:	10.0%	4th FG %:	10.0%	5th FG %:	10.0%	6th FG %:	10.0%	7th FG %:	10.0%	8th FG %:	10.0%	9th FG %:	10.0%	10th FG %:	10.0%		
FT %:	2.4	25.0%	1st 3Pt %:	16.7%	2nd 3Pt %:	50.0%	3rd 3Pt %:	50.0%	4th 3Pt %:	50.0%	5th 3Pt %:	50.0%	6th 3Pt %:	50.0%	7th 3Pt %:	50.0%	8th 3Pt %:	50.0%	9th 3Pt %:	50.0%	10th 3Pt %:	50.0%

#17/19 Miami (FL) 78 - 2-0, 0 ACC

#	Player	Total			3-Pr			Rebounds			PF	TP	A	To	Bk	Stl	Blk	Min
		FG	FGA	FT	FTA	FG	FGA	FT	FTA	Off								
19	Jamir Huston	1	0-4	0-0	0-0	2	2	2	0	1	1	0	1	14				
32	Beatrice Mompremier	1	5-9	2-3	4-5	2	3	3	16	1	1	1	3	24				
04	Endia Banks	1	0-3	0-0	0-0	2	2	2	0	0	0	0	0	28				
05	Mykesa Gray	1	3-8	2-6	0-0	0	2	2	1	8	3	2	0	27				
20	Kelsey Marshall	1	6-11	4-9	0-2	0	4	3	16	1	2	0	0	22				
00	Kenza Salgues	1	0-0	0-0	0-0	0	0	0	0	1	0	0	0	5				
01	Moulaya Johnson Sid	1	3-5	1-3	0-2	1	2	0	7	1	0	0	0	20				
03	Destiny Harshbarger	1	0-1	0-0	0-0	0	0	0	1	0	0	0	0	4				
13	Taylor Mason	1	4-7	0-1	0-1	1	1	1	8	2	1	0	0	19				
21	Brianna Jackson	1	2-2	0-0	0-0	2	4	3	4	1	0	2	0	15				
23	Yasmeen Chang	1	2-5	0-0	2-4	0	0	0	7	0	1	0	0	10				
44	Sydney Roby	1	2-3	0-0	2-3	1	2	1	6	0	0	1	0	11				
	Team																	
	Totals	30	61	25	9-17	12	28	46	78	16	11	4	11	20				

1st FG %:	16.0%	60.0%	2nd FG %:	14.0%	3rd FG %:	13.3%	4th FG %:	13.3%	5th FG %:	13.3%	6th FG %:	13.3%	7th FG %:	13.3%	8th FG %:	13.3%	9th FG %:	13.3%	10th FG %:	13.3%		
FT %:	2.4	25.0%	1st 3Pt %:	16.7%	2nd 3Pt %:	50.0%	3rd 3Pt %:	50.0%	4th 3Pt %:	50.0%	5th 3Pt %:	50.0%	6th 3Pt %:	50.0%	7th 3Pt %:	50.0%	8th 3Pt %:	50.0%	9th 3Pt %:	50.0%	10th 3Pt %:	50.0%

Officials: Nykasha Thompson, Luis Gonzalez, Angela Lewis
 Technical Fouls: North Florida-None, #17/19 Miami-None.

Attendance: 4017

Score by periods	1st				2nd				3rd				4th				Total			
	1st	2nd	3rd	4th	1st	2nd	3rd	4th	1st	2nd	3rd	4th	1st	2nd	3rd	4th				
MIAMI	12	11	13	26	14	14	14	14	14	14	14	14	14	14	14	14	14	14	14	14
MIAMI (FL)	25	9	22	22	78	78	78	78	78	78	78	78	78	78	78	78	78	78	78	78

UMF led for 00:02. UMI led for 00:00. Game was tied for 00:15.

GAME THREE

#17/19 Miami vs. IUPUI

Nov. 17, 2019 | Coral Gables, Fla.

IUPUI 65 - 2-1, 0 Horizon

#	Player	Total			3-Pr			Rebounds			PF	TP	A	To	Bk	Stl	Blk	Min
		FG	FGA	FT	FTA	FG	FGA	FT	FTA	Off								
05	Morgan Allen	1	0-0	0-0	2-2	0	1	1	2	0	3	0	0	0	15			
05	Morgan Williams	1	7-11	1-1	0-0	3	3	4	17	2	3	0	1	32				
14	Holly Hoopsgamer	1	8-8	2-3	0-0	1	1	3	14	4	5							

BOX SCORES

GAME FIVE

#16/17 Miami at #19/20 DePaul
Nov. 23, 2019 | Chicago, Ill.

#17/18 Miami (FL) 83 - 61, 0-0 ACC

#	Player	Total					3-Pr					Rebounds					Pts	Ft	Bk	Stk	Min			
		F	G	A	F	A	Off	Def	Total	F	P	FT	A	T	O	Bk						Stk	M	
01	Moulaya Johnson Sid	1	3	9	2	4	0	3	3	6	3	10	4	2	0	0	0	33						
02	Beatrice Mompremier	1	10	17	0	0	7	10	6	12	18	2	3	1	6	0	0	29						
04	Erinda Banks	0	2	6	1	2	4	0	6	3	9	3	4	0	0	0	3	36						
05	Mylena Gray	0	0	0	0	2	1	0	1	0	3	2	0	0	0	0	2	1						
06	Kelsey Marshall	0	1	3	3	7	7	0	5	2	22	2	4	0	0	0	0	38						
13	Taylor Mason	1	3	10	0	1	2	0	0	3	0	3	0	0	0	0	0	16						
15	Jamiri Hudson	2	3	10	0	0	0	3	2	5	3	4	0	0	0	0	0	11						
21	Brianna Jackson	1	1	0	0	0	0	0	0	0	0	0	1	0	1	0	9							
44	Sydney Roby	0	0	0	0	0	0	2	2	1	1	0	1	0	0	0	7							
Team		0					2					4					2							
Totals		27	58	147	6	17	23	33	15	35	50	19	83	14	23	1	4	200						
Stats		FG:	15	54	52%	2nd:	5	13	62%	3rd:	5	19	26%	4th:	5	20	25%	Shots:	48	93	52%			
Rebounds:		14	22	59%	Off:	6	12	50%	Def:	8	10	55%	Total:	20	26	43%	FT:	11	14	79%	Bk:	0	1	0%

#19/20 DePaul 89 - 81, 0-1 BIG EAST
Nov. 23, 2019 | Chicago, Ill.

#	Player	Total					3-Pr					Rebounds					Pts	Ft	Bk	Stk	Min			
		F	G	A	F	A	Off	Def	Total	F	P	FT	A	T	O	Bk						Stk	M	
22	Charlie Stonewall	1	9	24	5	4	4	3	7	2	27	4	2	2	3	0	0	26						
03	Dale Church	0	1	1	3	4	4	0	2	2	5	7	2	1	0	1	1	12						
10	Loni Held	0	5	11	4	10	2	2	3	3	16	2	1	0	0	0	40							
11	Sonye Morris	0	1	0	0	0	0	0	0	0	4	8	1	0	0	0	29							
20	Kelly Campbell	0	2	7	1	5	6	2	4	4	11	7	1	0	4	0	36							
02	Maya Strwall	0	2	0	0	0	0	2	2	4	1	4	1	0	0	0	16							
15	Johanna Danninger	0	3	6	0	1	3	2	0	2	6	1	0	0	0	0	18							
23	Dee Bekielja	1	1	0	1	5	0	1	0	1	2	1	2	1	0	0	25							
Team		0					3					3					1							
Totals		28	77	148	16	17	15	17	30	24	89	20	11	2	11	2	0	211						
Stats		FG:	15	54	52%	2nd:	5	13	62%	3rd:	5	19	26%	4th:	5	20	25%	Shots:	48	93	52%			
Rebounds:		14	22	59%	Off:	6	12	50%	Def:	8	10	55%	Total:	20	26	43%	FT:	11	14	79%	Bk:	0	1	0%

Officials: Rebecca Taylor, Eric Brewster, Karan Privalo
Technical fouls: #16/17 Miami (FL) None; #19/20 DePaul: Sonye Morris.
Attendance: 1808

Score by quarters					Final
1st	2nd	3rd	4th	Total	Points
23	21	24	13	81	UM
19	20	22	28	89	DEPAUL

UM led for 37:45. UM sat for 25:57. Game was tied for 30:37.

Score tied - 12 times
Lead changed - 21 times

GAME SIX

#19/18 Miami vs. #7/5 Oregon State
Nov. 23, 2019 | Coral Gables, Fla.

#7/5 Oregon State 75 - 60, 0-0 P12

#	Player	Total					3-Pr					Rebounds					Pts	Ft	Bk	Stk	Min			
		F	G	A	F	A	Off	Def	Total	F	P	FT	A	T	O	Bk						Stk	M	
02	Kennedy Brown	1	1	9	1	7	1	4	3	4	7	2	0	1	4	2	0	36						
01	Taylor Jones	1	3	4	0	0	1	1	2	0	4	6	0	3	0	0	0	22						
00	Mikayla Pivco	0	8	12	3	4	4	1	6	7	3	21	6	2	0	0	1	34						
01	Aleah Goodman	0	3	8	3	0	0	0	0	0	4	1	1	0	0	0	1	32						
04	Destiny Slocum	0	7	11	4	8	2	2	1	5	6	1	0	0	0	0	0	38						
03	Maddie Simmons	3	6	0	0	0	0	0	0	0	2	4	0	0	2	0	0	13						
02	Kal Tutor	3	7	0	0	0	0	0	0	1	3	9	1	3	0	0	0	22						
04	Jasmine Washington	0	0	0	0	0	0	0	0	0	1	0	0	0	0	0	0	3						
Team		0					4					0					4							
Totals		28	77	148	16	17	15	17	30	24	89	20	11	2	11	2	0	211						
Stats		FG:	15	54	52%	2nd:	5	13	62%	3rd:	5	19	26%	4th:	5	20	25%	Shots:	48	93	52%			
Rebounds:		14	22	59%	Off:	6	12	50%	Def:	8	10	55%	Total:	20	26	43%	FT:	11	14	79%	Bk:	0	1	0%

#19/18 Miami 53 - 42, 0-0 ACC
Nov. 23, 2019 | Coral Gables, Fla.

#	Player	Total					3-Pr					Rebounds					Pts	Ft	Bk	Stk	Min			
		F	G	A	F	A	Off	Def	Total	F	P	FT	A	T	O	Bk						Stk	M	
02	Beatrice Mompremier	1	6	16	0	3	1	1	2	5	7	1	13	1	2	1	0	29						
01	Moulaya Johnson Sid	0	1	4	0	1	2	0	2	0	2	0	3	1	1	0	0	24						
04	Erinda Banks	0	5	8	1	1	1	1	1	1	0	4	2	1	3	0	0	16						
05	Mylena Gray	0	1	5	0	0	0	0	0	0	1	1	6	2	0	0	0	17						
06	Kelsey Marshall	0	1	8	0	0	0	0	0	0	0	3	2	1	0	0	0	32						
00	Kenza Salgues	0	0	1	0	0	0	0	0	0	0	1	0	0	0	0	0	5						
03	Destiny Harden	0	1	0	1	0	0	0	0	0	1	0	1	0	0	0	0	2						
11	Taylor Mason	0	3	8	0	0	0	0	0	0	0	1	1	0	0	0	0	18						
15	Jamiri Hudson	0	0	0	0	1	2	3	4	1	0	0	0	0	0	0	0	18						
21	Brianna Jackson	2	3	0	1	2	1	2	3	5	8	6	1	0	0	0	0	24						
22	Yvesleen Chang	0	0	0	0	0	0	0	0	2	0	1	0	1	0	0	8							
44	Sydney Roby	0	1	0	0	0	0	0	0	0	0	3	0	0	0	0	0	8						
Team		0					3					2					1							
Totals		18	54	320	12	17	19	21	30	19	51	9	16	1	7	0	0	200						
Stats		FG:	15	54	52%	2nd:	5	13	62%	3rd:	5	19	26%	4th:	5	20	25%	Shots:	48	93	52%			
Rebounds:		14	22	59%	Off:	6	12	50%	Def:	8	10	55%	Total:	20	26	43%	FT:	11	14	79%	Bk:	0	1	0%

Officials: Rafi Ento-Polano, Sprouk, Joseph Vasily
Technical fouls: #7/5 Oregon State None; #19/18 Miami None.
Attendance: 1536

Score by quarters					Final
1st	2nd	3rd	4th	Total	Points
13	12	15	17	57	UM
11	17	13	12	53	DEPAUL

UM led for 37:45. UM sat for 25:57. Game was tied for 30:37.

Score tied - 1 time
Lead changed - 1 time

2019-20 SEASON

GAME SEVEN

#19/18 Miami vs. Miami (OH)
Nov. 30, 2019 | Coral Gables, Fla.

Miami (OH) 62 - 44, 0-0 MAC

#	Player	Total					3-Pr					Rebounds					Pts	Ft	Bk	Stk	Min			
		F	G	A	F	A	Off	Def	Total	F	P	FT	A	T	O	Bk						Stk	M	
32	Savannah Klussner	1	3	16	1	1	4	0	6	2	10	1	1	3	0	0	33							
04	Kelly McLaughlin	1	4	10	0	2	3	1	2	4	10	0	1	1	1	0	24							
04	Vannessa Garnett	0	1	3	0	0	0	2	2	4	3	1	0	1	0	0	14							
24	Bree Peulson	0	4	6	0	0	1	0	1	3	12	0	0	0	0	0	21							
05	Taylor Scott	0	7	14	0	4	1	2	4	1	8	4	0	0	0	0	30							
00	Monique Estrand	1	5	0	0	0	2	2	4	1	2	0	0	0	0	0	17							
11	Kennedy Taylor	0	0	1	0	0	0	0	0	1	0	1	0	0	0	0	3							
13	Lauren Dickerson	1	1	2	0	4	1	0	0	6	5	5	0	0	0	0	24							
22	Kenzie Schmitz	0	0	0	0	0	2	1	3	0	0	0	0	0	0	0	13							
08	Abbye Huff	0	2	0	0	0	0	1	2	2	1	1	0	2	0	0	15							
45	Thanauna Fulton	0	0	0	0	0	0	0	0	0	0	0	1	0	0	0	6							
Team		0					3					3					2							
Totals		22	72	149	14	15	11	29	21	62	15	10	4	12	2	0	200							
Stats		FG:	15	54	52%	2nd:	5	13	62%	3rd:	5	19	26%	4th:	5	20	25%	Shots:	48	93	52%			
Rebounds:		14	22	59%	Off:	6	12	50%	Def:	8	10	55%	Total:	20	26	43%	FT:	11	14	79%	Bk:	0	1	0%

Officials: Maggie Tamm, Bruce Morris, Dee Kaurhof
Technical fouls: #19/18 Miami (OH) None; #19/18 Miami (OH) None.
Attendance: 848

#19/18 Miami 80 - 52, 0-0 ACC
Nov. 23, 2019 | Coral Gables, Fla.

#	Player	Total					3-Pr					Rebounds					Pts	Ft	Bk	Stk	Min
		F	G	A	F	A	Off	Def	Total	F	P	FT	A	T	O	Bk					
21	Brianna Jackson	1	4	8	0	1	1	2	4	5	9	0	2	0	1	0	0	12			
02	Beatrice Mompremier	1	9	20	3	1	3	4	13	0	3	2	0	2	0	0	31				
04	Erinda Banks	0	2	9	1	2	0	0	3	1	5	4	0	0	0	0	24				
05	Mylena Gray	0	4	11	2	0	0	3	3	1	0	4	0	0	0	0	26				
06	Kelsey Marshall	0	1	2	1	0	0	0	2	3	3	5	0	0	0	0	21				
00	Kenza Salgues	1	2	1	2	0	0	2	0	3	0	1	0	0	0	0	12				
01	Moulaya Johnson Sid	1	5	13	0	2	3	3	3	5	2	0	0	0	0	0	21				
03	Destiny Harden	1	1	0	0	2	1	0	2	0	0	0	0	0	1	0	5				
13	Taylor Mason	2	5	0	6	7	1	3	4	1	0	3	1	0	0	0	0	20			
15	Jamiri Hudson	0	2	0	0	2	2	1	1												



BOX SCORES

GAME NINE

Miami vs. Binghamton

Dec. 17, 2019 | Coral Gables, Fla.

Binghamton 56 - 1, 0-0 America

#	Player	Total			3-Pr			Rebounds			PF	A	T	Bk	Stl	Bk	Mn
		F	G	A	F	G	A	Off	Def	TP							
21	Karlan Kechinai	1	1	0	0	0	0	0	0	0	2	1	0	0	0	13	
24	Olivea Ramel	1	6	0	0	0	0	2	3	5	12	1	2	1	0	19	
33	Kali Moon	3	2	10	0	1	3	4	2	0	1	1	1	1	1	34	
34	Annes Ramel	0	0	0	2	0	0	0	1	2	5	2	0	1	2	25	
32	Carly Boland	8	8	15	4	2	0	1	1	0	22	0	1	1	0	33	
31	Nana Boatman	1	0	0	0	0	0	0	0	0	2	3	0	0	0	4	
11	Jaylon Moore	1	0	0	1	0	0	0	0	0	2	4	0	0	0	25	
11	Khyron Mason	0	0	0	0	0	0	0	0	0	2	3	0	0	0	4	
14	Zabra Barnes	1	0	0	1	2	0	0	1	1	4	0	0	0	0	20	
55	Cassidy Roberts	0	0	0	0	0	0	0	0	0	0	0	0	0	0	5	
44	Kaitlin Soric	0	0	0	0	0	0	0	0	0	1	0	0	0	0	20	
20	Kaylee Wassco	3	8	0	2	0	1	3	4	2	6	2	1	0	0	20	
Team																	
Totals		22-62	7-24	5-6	25-30	16	56	17	26	3-2	20					200	

101-102-1	7-10	43%	2nd	3-15	20%	3rd	5-10	50%	4th	0-5	0%	Game	9-10	90%	43%	Rebounds
103-104	2-6	33%	1st	9-20	45%	2nd	11-20	55%	3rd	7-20	35%	4th	13	25%	6	
105-106	7-19	37%	3rd	10-20	50%	4th	10-20	50%	5th	5-10	50%	6th	16	33%	0	

Miami (FL) 79 - 63, 0-0 ACC

#	Player	Total			3-Pr			Rebounds			PF	A	T	Bk	Stl	Bk	Mn
		F	G	A	F	G	A	Off	Def	TP							
15	Jamiri Hudson	1	3	1	0	0	0	3	6	9	2	7	1	3	0	3	18
44	Sydney Roby	0	0	0	1	0	0	1	3	5	1	0	0	0	0	0	11
42	Endia Banks	8	6	13	0	1	0	1	2	0	12	4	1	0	0	0	32
30	Mayke Gray	0	0	0	0	1	0	1	1	1	0	3	0	0	0	29	
20	Kelsey Marshall	4	4	8	0	0	0	0	2	4	1	3	1	0	0	0	23
30	Kenia Salgues	1	0	0	0	0	0	0	0	0	1	1	0	0	0	6	
61	Moulayna Johnson Sid	1	0	1	0	0	0	1	2	3	1	0	0	0	0	1	16
22	Cydney Harden	0	0	0	0	0	0	0	0	0	0	0	0	0	0	0	7
12	Jacolan Allen	0	0	0	0	0	0	0	0	0	0	0	0	0	0	0	17
13	Khyron Mason	2	5	12	0	0	0	2	2	0	5	0	0	0	0	0	17
21	Brianna Jackson	0	0	0	0	0	0	0	0	0	1	2	0	0	0	0	24
22	Yasmeen Chang	0	0	0	0	0	0	0	0	0	0	0	0	0	0	0	3
22	Beatrice Pommerier	8	10	0	0	0	0	0	0	0	16	2	0	1	0	0	24
Team																	
Totals		20-78	6-21	5-11	22-36	18	78	16	41	6	20					200	

101-102-1	7-21	33%	2nd	7-10	70%	3rd	9-18	50%	4th	0-2	0%	Game	10-20	50%	43%	Rebounds
103-104	1-6	17%	1st	10-20	50%	2nd	14-20	70%	3rd	6-11	55%	4th	16	33%	0	
105-106	1-4	25%	3rd	10-20	50%	4th	14-20	70%	5th	6-11	55%	6th	17	33%	0	

Officials: Ryan Durham, Linda Miles, Edward Siskay
Technical fouls: Binghamton-None, Miami (FL)-None.
Attendance: 963

Score by periods	1st	2nd	3rd	4th	Total
Binghamton	18	7	12	17	56
Miami (FL)	21	17	19	21	79

Lead PG - BML 49:00-32, UM 49:01-20
Largest lead - BML None, UM by 10-30-32
BML lead for 00:00, UM lead for 00:07. Game was tied for 00:53.

Game started - 1:10
Lead changed - 0 times.

GAME TEN

Miami vs. UNC Asheville

Dec. 20, 2019 | Coral Gables, Fla.

UNC Asheville 46 - 53, 0-0 BigSo

#	Player	Total			3-Pr			Rebounds			PF	A	T	Bk	Stl	Bk	Mn
		F	G	A	F	G	A	Off	Def	TP							
14	Brooke Jordan-Brown	4	0	2	0	0	0	3	2	5	2	0	0	0	1	24	
28	Nashira Evans	5	5	14	0	0	0	1	2	3	12	2	4	0	0	25	
21	Amayah Copeland	8	2	4	0	0	0	0	0	0	2	6	1	0	0	25	
23	Zip Scott	8	0	7	0	0	0	0	3	3	0	0	2	0	0	18	
19	Sonora Dengok	8	2	11	0	0	0	0	1	2	9	1	1	0	0	27	
10	Tamash Lewis	1	4	14	2	0	0	0	0	0	5	0	0	0	0	13	
24	Evonna McCall	0	1	0	0	0	0	0	0	0	3	4	2	0	0	13	
10	Skye Green	0	0	0	0	0	0	0	0	0	2	1	0	1	0	3	
11	Jermeisha Lawson	1	4	0	0	0	0	0	0	0	0	0	0	0	0	1	17
21	Nia Washington	0	3	1	2	0	0	0	0	0	1	0	0	0	0	10	
23	Faith Adams	2	3	0	1	0	0	0	0	0	2	6	0	0	0	0	9
24	Kali Carter	1	2	0	0	0	0	0	0	0	1	1	3	0	0	0	6
Team																	
Totals		14-55	4-15	14-22	18	21	38	18	46	5	13	1	4	2	0	200	

101-102-1	5-11	45%	2nd	0-5	0%	3rd	1-14	7%	4th	0-10	0%	Game	9-10	90%	43%	Rebounds
103-104	1-2	50%	1st	2-3	67%	2nd	10-20	50%	3rd	7-14	50%	4th	13	33%	4	

Miami 79 - 73, 0-0 ACC

#	Player	Total			3-Pr			Rebounds			PF	A	T	Bk	Stl	Bk	Mn
		F	G	A	F	G	A	Off	Def	TP							
15	Jamiri Hudson	1	1	0	0	0	0	0	0	0	3	5	2	0	0	1	18
22	Beatrice Pommerier	1	8	11	0	1	1	11	12	1	17	1	1	2	0	0	21
24	Endia Banks	3	5	2	0	0	0	2	2	4	1	8	3	0	0	0	22
20	Mayke Gray	4	4	8	0	0	0	0	0	0	2	1	1	0	0	0	20
20	Kelsey Marshall	8	3	5	0	0	0	0	1	2	11	2	1	0	0	0	21
30	Kenia Salgues	2	7	0	0	0	0	0	0	1	7	2	2	0	0	0	19
23	Cydney Harden	0	0	0	0	0	0	0	0	0	1	2	0	0	0	0	9
12	Jacarla Allen	1	3	0	0	0	0	1	2	1	3	3	1	0	0	1	14
13	Taylor Mason	0	0	0	0	0	0	0	0	0	0	0	0	0	0	0	17
21	Brianna Jackson	2	4	0	0	0	0	1	2	5	4	0	0	0	0	0	12
22	Yasmeen Chang	0	2	0	0	0	0	0	0	1	2	0	0	0	0	0	10
44	Sydney Roby	2	3	0	0	0	0	0	0	0	1	1	3	0	0	0	20
Team																	
Totals		27-58	8-22	13-17	12	27	39	25	18	7	6	7	6	1	0	0	200

101-102-1	7-24	29%	2nd	3-14	21%	3rd	11-20	55%	4th	0-3	0%	Game	10-20	50%	43%	Rebounds
103-104	2-6	33%	1st	10-20	50%	2nd	14-20	70%	3rd	6-11	55%	4th	16	33%	0	
105-106	1-4	25%	3rd	10-20	50%	4th	14-20	70%	5th	6-11	55%	6th	17	33%	0	

Officials: Koyide Apollinaris, Ne Capel, Maji Forberg
Technical fouls: UNC Asheville-None, Miami-None.
Attendance: 733

Score by periods	1st	2nd	3rd	4th	Total
UNC Asheville	0	0	10	27	46
Miami (FL)	23	22	17	13	79

Lead PG - UNCA 49:00-32, UM 49:01-20
Largest lead - UNCA by 2 10-17-25, UM by 49-03-32
UNCA never led. UM led for 01:18. Game was tied for 02:12.

Game started - 1:10
Lead changed - 2 times.

GAME ELEVEN

Miami vs. Washington State

Dec. 21, 2019 | Coral Gables, Fla.

Washington St. 68 - 75, 0-0 Pac-12

#	Player	Total			3-Pr			Rebounds			PF	A	T	Bk	Stl	Bk	Mn
		F	G	A	F	G	A	Off	Def	TP							
19	Shirley Levy	1	0	1	0	0	0	0	0	0	0	0	0	0	1	9	
15	Uma Koluga	1	4	0	0												

BOX SCORES

GAME THIRTEEN

#23 JV Miami at Georgia Tech
Jan. 2, 2020 || Atlanta, Ga.

#	Player	Total			3-PT			Rebounds			PF	TP	A	TO	Bk	Stl	Blk	Mn
		FG	GA	FT	FGA	FTA	FTF	OR	DR	TR								
15	Jamir Huston	1	2-6	0-0	0-0	1	5	6	2	4	0	0	0	0	0	0	23	
30	Beatrice Montgomery	1	3-6	0-1	3-4	0	8	4	9	1	5	1	1	1	0	28		
24	Erinda Banks	8	2-8	1-3	0-0	2	3	1	5	2	4	0	0	0	0	31		
35	Mykesa Gray	8	2-10	2-7	4-6	1	0	1	10	4	2	4	0	0	0	36		
20	Kelsey Marshall	8	6-12	2-7	0-0	0	0	0	4	14	2	3	0	2	0	32		
00	Kenza Salgues	0	0-0	0-0	0-0	0	0	0	0	0	0	0	0	0	0	0		
01	Moulaya Johnson Srd	0	0-1	0-1	0-0	2	1	3	0	0	1	0	0	0	0	10		
03	Destiny Harden	0	0-1	0-0	0-0	0	0	0	0	0	0	0	0	0	0	4		
13	Taylor Mason	3	3-6	1-3	0-0	4	4	0	7	2	2	0	0	0	0	18		
21	Brianna Jackson	1	1-2	0-1	1-1	0	1	2	3	0	1	0	1	0	0	2		
44	Sydney Roby	0	0-1	0-0	2-2	0	0	1	2	1	0	0	0	0	0	6		
Team			18-52	6-23	10-13	7	25	32	16	54	11	2	8	2	0	200		
Totals			18-52	6-23	10-13	7	25	32	16	54	11	2	8	2	0	200		

1st FG%: 51.9% 3PT%: 0.0% 2nd 3-PT: 23.1% 3rd 4-4: 38.6% 4th 3-10: 30.0% Game 23:62 30:35 Dashed
 FT%: 87.7% 50.0% 54.5% 50.0% 50.0% 50.0% 50.0% 50.0% 50.0% 50.0% 50.0% 50.0% 50.0% 50.0% 50.0% 50.0% 50.0%
 FT: 2-2 50.0% 2-2 100.0% 1-1 100.0% 1-1 100.0% 0-0 0.0% 0-0 0.0% 0-0 0.0% 0-0 0.0% 0-0 0.0% 0-0 0.0% 0-0 0.0%

Georgia Tech #11-4, 2-0 ACC

#	Player	Total			3-PT			Rebounds			PF	TP	A	TO	Bk	Stl	Blk	Mn
		FG	GA	FT	FGA	FTA	FTF	OR	DR	TR								
13	Loreta Cubaj	1	4-10	0-1	2-4	3	7	10	2	10	0	0	0	0	0	0	38	
33	Neriah Hernandez	8	1-4	0-0	1-2	3	7	1	1	1	1	0	0	0	0	18		
31	Lotta-Maj Lahinen	8	7-11	0-1	1-2	3	5	0	15	3	4	0	4	0	0	40		
30	Francesca Pan	8	3-12	0-3	0-0	3	3	1	6	3	2	0	1	0	0	35		
41	Kierra Fletcher	8	1-11	0-1	2-4	3	7	10	3	6	2	3	0	1	0	39		
00	Dajah Jefferson	0	0-1	0-0	0-0	1	1	0	0	0	0	0	0	0	0	0		
02	Jasmine Carter	3	3-6	2-4	7-8	0	1	2	15	2	2	0	2	0	0	24		
03	Sarah Bales	0	0-1	0-0	0-0	0	1	0	0	0	0	0	0	0	0	1		
04	Anne Françoise Diouf	0	0-0	0-0	0-0	1	1	0	0	0	0	0	0	0	0	3		
Team			1-10	0-0	0-0	1	1	0	1	0	0	0	0	0	0	0		
Totals			23-56	1-2	13-20	12	27	39	11	61	11	1	1	8	2	200		

1st FG%: 51.9% 3PT%: 0.0% 2nd 3-PT: 23.1% 3rd 4-4: 38.6% 4th 3-10: 30.0% Game 23:62 30:35 Dashed
 FT%: 87.7% 50.0% 54.5% 50.0% 50.0% 50.0% 50.0% 50.0% 50.0% 50.0% 50.0% 50.0% 50.0% 50.0% 50.0% 50.0% 50.0%
 FT: 2-2 50.0% 2-2 100.0% 1-1 100.0% 1-1 100.0% 0-0 0.0% 0-0 0.0% 0-0 0.0% 0-0 0.0% 0-0 0.0% 0-0 0.0%

Officials: Kate Lakatos, Javier Gallardo, Smith
 Technical fouls: #23 JV Miami (None), Georgia Tech (None).
 Attendance: 1255

Score by periods	1st	2nd	3rd	4th	Total
#23 JV Miami (FL)	23	13	12	54	62
Georgia Tech	9	11	11	30	61

Lead PG - LM 48:20:22, ST 48:20:23
 Largest lead - UM 6:19:00 (6:07) by 48:20:18
 UM led for 3:32. ST led for 0:55. Game was tied for 0:33.

Score by periods	1st	2nd	3rd	4th	Total
#8 Florida State	18	21	15	19	73
MIAMI	22	14	17	19	62

Lead PG - UM 48:20:23, LM 48:20:23
 Largest lead - UM 6:19:00 (6:07) by 48:20:18
 UM led for 3:32. ST led for 0:55. Game was tied for 0:33.

GAME FOURTEEN

#23 JV Miami vs. #8 Florida State
Jan. 5, 2020 || Coral Gables, Fla.

#	Player	Total			3-PT			Rebounds			PF	TP	A	TO	Bk	Stl	Blk	Mn
		FG	GA	FT	FGA	FTA	FTF	OR	DR	TR								
15	Kiah Gillespie	1	8-11	4-6	1-1	1	4	5	4	21	0	2	0	0	0	31		
30	Valencia Myers	1	2-3	0-0	1-2	0	3	2	5	1	4	1	0	0	0	14		
12	Nicki Ekhomu	8	4-6	2-2	5-6	1	1	2	15	6	2	0	0	0	0	33		
33	Nautia Whitlock	8	3-10	1-1	4-6	3	5	8	11	5	3	1	3	0	0	35		
24	Mo. Jones	8	5-7	0-0	6-8	1	3	4	6	16	0	3	0	0	0	30		
01	River Baldwin	0	0-1	0-0	2-4	0	2	2	2	0	0	0	0	0	0	14		
02	Jammie Pustis	0	0-2	0-2	0-0	5	5	0	0	2	0	0	0	0	0	28		
04	Amaya Brown	0	0-0	0-0	0-0	0	0	0	0	0	0	0	0	0	0	1		
10	Kourmey Weber	0	0-3	0-1	1-2	0	1	0	1	0	0	0	0	0	0	12		
21	Landon Clarkson	1	1-1	0-0	0-0	0	0	0	0	0	0	0	0	0	0	2		
Team			22-44	7-12	20-29	7	26	33	13	73	14	2	1	2	0	200		
Totals			22-44	7-12	20-29	7	26	33	13	73	14	2	1	2	0	200		

1st FG%: 51.9% 3PT%: 0.0% 2nd 3-PT: 23.1% 3rd 4-4: 38.6% 4th 3-10: 30.0% Game 23:62 30:35 Dashed
 FT%: 24.0% 50.0% 54.5% 50.0% 50.0% 50.0% 50.0% 50.0% 50.0% 50.0% 50.0% 50.0% 50.0% 50.0% 50.0% 50.0% 50.0%

#23- Miami 62-95, 1-2 ACC

#	Player	Total			3-PT			Rebounds			PF	TP	A	TO	Bk	Stl	Blk	Mn
		FG	GA	FT	FGA	FTA	FTF	OR	DR	TR								
15	Jamir Huston	1	3-4	0-0	1-2	1	0	1	4	7	0	0	0	0	0	0	12	
44	Sydney Roby	4	0-2	0-0	0-0	0	1	3	0	1	3	0	1	1	0	12		
44	Erinda Banks	8	1-8	0-0	0-0	1	4	0	2	1	4	0	0	0	0	27		
35	Mykesa Gray	8	7-11	4-5	3-5	1	2	2	21	3	3	0	0	0	0	32		
20	Kelsey Marshall	8	1-5	0-3	1-2	0	0	1	3	2	3	0	0	0	0	20		
00	Kenza Salgues	0	2-7	0-0	0-0	3	7	10	3	6	2	3	0	0	0	24		
03	Destiny Harden	3	3-7	1-0	0	1	1	0	0	0	0	0	0	0	0	11		
12	Jacaria Allen	0	0-1	0-0	0-0	2	2	4	0	0	2	0	2	0	0	11		
13	Taylor Mason	1	1-2	0-0	0-0	1	1	2	2	0	1	0	0	0	0	21		
21	Brianna Jackson	6	6-13	0-0	2-6	6	4	0	14	4	14	0	0	0	0	37		
22	Yasmeen Chang	0	0-0	0-0	0-0	1	1	0	0	0	0	0	0	0	0	2		
Team			5-16	0-0	5-6	1	6	10	1	0	0	0	0	0	0	0		
Totals			24-64	7-20	17-21	20	36	24	62	11	21	1	13	20	0	200		

1st FG%: 41.9% 3PT%: 0.0% 2nd 3-PT: 23.1% 3rd 4-4: 38.6% 4th 3-10: 30.0% Game 23:62 30:35 Dashed
 FT%: 24.0% 50.0% 54.5% 50.0% 50.0% 50.0% 50.0% 50.0% 50.0% 50.0% 50.0% 50.0% 50.0% 50.0% 50.0% 50.0% 50.0%

Officials: Maggie Timmons, Thomas Danaher, Joseph Vassity
 Technical fouls: #8 Florida State (None), #23- Miami (None).
 Attendance: 1996

Score by periods	1st	2nd	3rd	4th	Total
#8 Florida State	18	21	15	19	73
MIAMI	22	14	17	19	62

Lead PG - UM 48:20:23, LM 48:20:23
 Largest lead - UM 6:19:00 (6:07) by 48:20:18
 UM led for 3:32. ST led for 0:55. Game was tied for 0:33.

Score by periods	1st	2nd	3rd	4th	Total
#8 Florida State	18	21	15	19	73
MIAMI	22	14	17	19	62

Lead PG - UM 48:20:23, LM 48:20:23
 Largest lead - UM 6:19:00 (6:07) by 48:20:18
 UM led for 3:32. ST led for 0:55. Game was tied for 0:33.

2019-20 SEASON

GAME FIFTEEN

Miami vs. #77 Louisville
Jan. 9, 2020 || Coral Gables, Fla.

#	Player	Total			3-PT			Rebounds			PF	TP	A	TO	Bk	Stl	Blk	Mn
		FG	GA	FT	FGA	FTA	FTF	OR	DR	TR								
21	Kylene Shook	1	6-11	1-3	1-1	7	8	0	14	2	2	3	0	0	0	23		
33	Brianna Jackson	1	2-3	0-0	0-0	1	2	4	1	1	0	0	0	0	0	16		
11	Dana Evans	8	4-9	2-5	6-7	2	3	5	1	16	3	2	0	0	0	26		
04	Elizabeth Balogun	8	0-2	0-0	0-0	3	3	4	0	1	1	2	0	0	0	12		
03	Jasmine Jones	8	5-9	0-2	0-0	3	4	0	10	2	0	0	0	0	0	26		
02	Yasmeen Chang	7	7-9	1-2	0-0	4	1	15	4	1	0	1	0	0	0	23		
35	Mykesa Gray	1	1-2	0-0	2-2	1	4	5	2	4	7	2	0	0	0	16		
11	Norika Konno	4	4-7	1-3	0-0	1	2	3	0	0	0	0	0	0	0	15		
12	Lindsay Duval	2	2-3	0-0	0-0	1	1	0	6	0	0							

BOX SCORES

GAME SEVENTEEN

Miami at North Carolina
Jan. 16, 2020 | Chapel Hill, N.C.

Miami 58 - 10-7, 2-4 ACC

#	Player	Total			3-Pr			Rebounds			FF			FT			A	TO	Bk	Stl	Blk	Min
		Fg	Rtg	FGA	Fg	Rtg	FGA	Off	Def	Off	Def	PP	FT	A	To	Bk						
23	Destiny Harden	1	5-10	2-4	0-0	0-0	4	2	6	12	0	4	0	1	2	0	1	0	0	0	28	
21	Brianna Jackson	1	1-2	0-0	2-3	0	6	5	2	8	1	1	0	2	0	1	1	0	0	17		
24	Erinda Banks	0	0-2	0-1	0-0	0	2	2	2	2	1	0	0	1	0	0	0	0	0	25		
25	Mykya Gray	0	8-14	2-8	7-8	0	6	3	21	5	4	0	1	0	0	0	0	0	0	36		
20	Kelsey Marshall	0	2-10	1-8	0-0	0	1	3	5	2	2	0	0	2	0	0	0	0	0	32		
20	Kenza Salgues	1-1	1-1	0-0	0-0	0	2	2	0	3	0	1	0	0	0	0	0	0	0	12		
21	Moulaya Johnson Sid	0-0	0-0	0-0	0-0	0	0	0	1	0	0	0	0	0	0	0	0	0	0	3		
12	Jacaria Allen	1-4	0-1	0-0	1-1	0	1	2	0	2	0	0	0	0	0	0	0	0	0	12		
13	Taylor Mason	1-6	0-3	1-2	1-0	1	0	3	0	2	0	0	0	0	0	0	0	0	0	14		
15	Jamari Huston	0-2	0-0	0-0	1-2	3	2	0	0	0	0	0	0	0	0	0	0	0	0	2		
22	Yasmeen Chang	0-0	0-0	0-0	0-0	0	0	0	0	2	0	0	0	0	0	0	0	0	0	1		
44	Sydney Roby	2-5	0-0	4-5	2	0	2	0	2	0	0	0	0	0	0	0	0	0	0	17		
	Team		3	1	4																	
Totals		19-56	6-26	14-18	12	22	34	2	58	9	19	4	5	20								

MI FGS: 8/14	57.1%	2nd	6/8	75.0%	3rd	3/3	100%	4th	3/3	100%	Game	9/26	33.8%	Deadball	
FTS: 2/4	50.0%	3rd	2/2	100%	4th	0/0	0%	Game	2/2	100%	Rebounds				
PTS: 44	60.0%	3rd	16	53.3%	4th	16	75.0%	Game	16/18	88.9%					

North Carolina 78 - 13-4, 4-2 ACC

#	Player	Total			3-Pr			Rebounds			FF			FT			A	TO	Bk	Stl	Blk	Min
		Fg	Rtg	FGA	Fg	Rtg	FGA	Off	Def	Off	Def	PP	FT	A	To	Bk						
21	Mali Talliege	1	3-4	0-0	2-2	0	2	2	8	1	1	0	1	0	0	0	0	0	0	0	24	
20	Janelle Bailey	0	9-19	0-0	10-11	5	10	2	28	1	4	1	0	0	0	0	0	0	0	0	37	
21	Taylor Koenen	0	6-14	1-4	3-6	1	6	7	3	16	5	2	0	5	0	0	0	0	0	37		
23	Mashah Muhammad	0	2-9	1-8	0-0	0	4	4	4	6	0	0	0	0	0	0	0	0	0	28		
22	Shayla Bennett	0	3-10	1-2	3-4	1	1	2	3	0	0	0	0	0	0	0	0	0	0	28		
24	Kennady Tucker	0-0	0-0	0-0	0-0	0	0	0	3	0	0	0	0	0	0	0	0	0	0	14		
14	Liz Roberts	0-0	0-0	0-0	0-0	0	0	0	0	0	0	0	0	0	0	0	0	0	0	28		
20	Leah Church	2-2	2-2	2-2	2-2	2	2	1	8	2	0	0	0	0	0	0	0	0	0	18		
25	Nia Daniel	0-0	0-0	0-0	0-0	0	0	0	0	0	0	0	0	0	0	0	0	0	0	2		
23	Lexi Duckett	0-0	0-0	0-0	0-0	0	0	0	0	0	0	0	0	0	0	0	0	0	0	1		
	Team		1	2																		
Totals		25-58	5-14	23-38	11	28	13	78	18	10	1	10	20									

MI FGS: 8/14	57.1%	2nd	5/5	100%	4th	3/3	100%	Game	20/28	71.4%	Deadball	
FTS: 2/4	50.0%	3rd	2/2	100%	4th	0/0	0%	Game	5/8	62.5%	Rebounds	
PTS: 33	55.0%	3rd	16	53.3%	4th	16	75.0%	Game	16/18	88.9%		

Officials: Brandon Entwine, Jennifer Riazac, Rod Crouch
Technical Nuis: Mason Nune, North Carolina None
Attendance: 1535

Score by periods: 1st 2nd 3rd 4th Total
Miami 58 10 7 2 4 78
North Carolina 78 13 4 2 4 28

MI FG - UM 49-20-50, UNC 48-20-56
Largest lead - UM by 9 (1-04-1), UNC by 24 (49-20-56)
UM led for 11:11, UNC led for 16:58. Game was tied for 20:25.

MI FG - UM 49-20-50, UNC 48-20-56
Largest lead - UM by 9 (1-04-1), UNC by 24 (49-20-56)
UM led for 11:11, UNC led for 16:58. Game was tied for 20:25.

GAME EIGHTEEN

Miami at Notre Dame
Jan. 19, 2020 | South Bend, Ind.

Miami 53 - 10-8, 2-5 ACC

#	Player	Total			3-Pr			Rebounds			FF			FT			A	TO	Bk	Stl	Blk	Min
		Fg	Rtg	FGA	Fg	Rtg	FGA	Off	Def	Off	Def	PP	FT	A	To	Bk						
23	Destiny Harden	1	3-14	0-2	1-1	4	4	8	3	7	1	1	2	3	0	1	2	3	0	0	24	
21	Brianna Jackson	1	1-0	0-0	0-0	0	0	0	0	0	0	0	0	1	1	1	0	0	0	7		
24	Erinda Banks	0	3-5	0-1	0-0	1	2	3	0	6	2	2	0	0	0	0	0	0	0	22		
25	Mykya Gray	0	8-13	2-5	2-2	0	4	5	2	16	3	0	4	0	0	0	0	0	0	34		
20	Kelsey Marshall	0	4-10	2-5	0-0	0	4	2	0	11	0	0	1	0	0	0	0	0	0	24		
20	Kenza Salgues	0-0	0-5	0-0	0-0	0	1	1	0	1	0	1	0	0	0	0	0	0	0	12		
21	Moulaya Johnson Sid	2-5	0-3	0-0	0	0	4	2	4	2	0	0	0	0	0	0	0	0	0	24		
13	Taylor Mason	1-5	0-2	1-1	1	1	1	1	1	1	1	0	1	0	0	0	0	0	0	14		
15	Jamari Huston	1-5	0-0	0-0	2	1	3	1	2	0	0	0	0	0	0	0	0	0	0	17		
15	Yasmeen Chang	0-1	0-0	0-0	0	0	0	0	0	0	0	0	0	0	0	0	0	0	0	2		
44	Sydney Roby	2-3	0-0	0-0	2	1	3	0	4	0	0	0	0	0	0	0	0	0	0	10		
	Team		2	2																		
Totals		22-66	4-23	5-16	13	20	36	53	16	30	16	53	16	4	0	0	0	0	0	0		

MI FGS: 5/17	29.4%	2nd	6/13	46.2%	3rd	3/15	20.0%	Game	23/66	34.8%	Deadball	
FTS: 2/4	50.0%	3rd	2/2	100%	4th	0/0	0%	Game	2/2	100%	Rebounds	
PTS: 44	60.0%	3rd	16	53.3%	4th	16	75.0%	Game	16/18	88.9%		

Notre Dame 76 - 7-12, 2-5 ACC

#	Player	Total			3-Pr			Rebounds			FF			FT			A	TO	Bk	Stl	Blk	Min
		Fg	Rtg	FGA	Fg	Rtg	FGA	Off	Def	Off	Def	PP	FT	A	To	Bk						
23	Sami Brunelle	1	11-18	3-5	0-0	1	3	4	1	25	0	3	0	2	0	0	0	0	0	0	36	
20	Mikayla Webster	1	7-9	0-0	2-2	0	4	5	2	4	16	3	1	1	0	0	0	0	0	0	24	
20	Katlyn Gilbert	0	5-14	0-0	2-3	0	4	0	12	7	1	0	2	0	0	0	0	0	0	33		
13	Marta Sznock	0	0-1	0-0	0-0	0	7	1	0	8	3	0	1	0	0	0	0	0	0	36		
24	Devonne Walker	0	6-11	4-5	0-0	3	4	7	2	21	2	2	0	0	0	0	0	0	0	38		
22	Kaitlin Cole	1-4	0-0	0-0	0	4	4	2	3	1	0	1	0	0	0	0	0	0	0	23		
23	Marquet Mandbook	0-0	0-0	0-0	0-0	0	0	0	0	0	0	0	0	0	0	0	0	0	0	2		
25	Catherine Mandbook	0-0	0-0	0-0	0-0	0	1	1	0	0	0	0	0	0	0	0	0	0	0	2		
20	Nicole Benz	0-0	0-0	0-0	0-0	0	1	1	0	0	0	0	0	0	0	0	0	0	0	2		
25	Danielle Cosgrove	0-0	0-0	0-0	0-0	0	1	1	0	0	0	0	0	0	0	0	0	0	0	2		
40	Kathleen Keyes	0-0	0-0	0-0	0-0	0	1	1	0	0	0	0	0	0	0	0	0	0	0	2		
	Team																					
Totals		30-60	7-10	9-11	11	31	42	10	76	23	16	7	20									

MI FGS: 14/26	53.8%	2nd	4/11	36.4%	4th	9/21	42.9%	Game	30/60	50.0%	Deadball	
FTS: 2/4	50.0%	3rd	2/2	100%	4th	0/0	0%	Game	2/2	100%	Rebounds	
PTS: 44	60.0%	3rd	16	53.3%	4th	16	75.0%	Game	16/18	88.9%		

Officials: Katie Likason, Karen Preato, Denise Brooks
Technical Nuis: Mason Nune, Notre Dame None
Attendance: 8559

BOX SCORES

GAME TWENTY-ONE

Miami vs. Georgia Tech
Jan. 30, 2020 | Coral Gables, Fla.

Georgia Tech 49 - 14-7, 5-ACC

#	Player	Total			3-Pr			Rebounds			PF	TP	A	O	Bk	Stl	Blk	Mn
		FG	FGA	FT	FTA	FG	FGA	FT	FTA	Off								
04	Anne Françoise Diouf	1-2	0-0	0-0	2-3	5	1	2	0	0	0	0	0	0	0	0	16	
13	Lorelei Cahaj	1-3	1-2	0-0	0	7	4	7	1	3	0	0	0	0	0	0	35	
31	Lotta-Maj Lahinen	0-7	0-3	0-0	0	1	0	3	5	0	0	0	0	0	0	28		
33	Francesca Pan	3-15	1-10	3-3	1	6	7	4	10	5	0	2	0	0	0	40		
41	Kenna Fletcher	4-13	0-1	2-3	4	4	8	1	10	3	2	0	2	0	0	44		
02	Jasmine Carson	5-14	2-4	0-0	1	2	3	12	0	5	0	1	0	0	0	27		
20	Nerida Hermosa	4-7	0-0	0-0	6	2	8	5	6	1	3	1	0	0	0	37		
	Team																	
	Totals	20-66	4-20	5-6	19	47	19	47	13	23	1	5	225					
		FG %	30.0%	20.0%	31.0%	33.0%	33.0%	33.0%	33.0%	33.0%	33.0%	33.0%	33.0%	33.0%	33.0%	33.0%	33.0%	
		FT %	25.0%	0.0%	50.0%	50.0%	50.0%	50.0%	50.0%	50.0%	50.0%	50.0%	50.0%	50.0%	50.0%	50.0%	50.0%	

Miami 54 - 12-9, 4-ACC

#	Player	Total			3-Pr			Rebounds			PF	TP	A	O	Bk	Stl	Blk	Mn
		FG	FGA	FT	FTA	FG	FGA	FT	FTA	Off								
03	Destiny Harden	1-2	1-2	0-0	0	5	2	7	1	2	2	2	0	0	0	0	18	
21	Brianna Jackson	0-2	0-0	2-2	0	0	0	0	0	0	0	0	0	0	0	0	18	
04	Erinda Banks	2-8	0-2	5-6	1	6	7	0	8	2	3	0	1	0	0	0	42	
05	Mykesa Gray	4-15	1-5	7-8	0	2	1	16	2	3	0	0	0	0	0	0	35	
20	Kelsey Marshall	3-10	1-5	0-0	4	2	7	3	0	2	0	0	1	0	0	0	33	
00	Kenna Salgues	0-0	0-0	0-0	0	0	0	0	0	0	0	0	0	0	0	0	4	
01	Moulayna Johnson Sid	0-0	0-0	0-0	0	0	0	0	1	0	0	0	0	0	0	0	3	
12	Jacaria Allen	0-0	0-0	0-0	0	0	0	0	0	0	0	0	0	0	0	0	1	
13	Taylor Mason	0-0	0-0	0-0	0	0	0	0	5	1	0	0	0	0	0	0	12	
15	Jamir Huston	4-8	0-0	0-2	6	4	10	2	8	3	2	0	0	0	0	0	35	
22	Yasmeen Chang	0-0	0-0	0-0	0	0	0	0	0	0	0	0	0	0	0	0	3	
44	Sydney Roby	0-0	0-0	0-0	0	0	0	0	0	0	0	0	0	0	0	0	3	
	Team																	
	Totals	17-52	5-14	17-22	9	27	38	10	54	12	19	5	12	225				
		FG %	32.7%	35.7%	36.4%	36.4%	36.4%	36.4%	36.4%	36.4%	36.4%	36.4%	36.4%	36.4%	36.4%	36.4%	36.4%	
		FT %	25.0%	0.0%	50.0%	50.0%	50.0%	50.0%	50.0%	50.0%	50.0%	50.0%	50.0%	50.0%	50.0%	50.0%	50.0%	

Officials: Mark Hartsdale, Angela Sullivan, Ed Sleskiy
Technical Staff: Georgia Tech/Florida, Miami/None

Absence: 847

Score by periods					Points	In	Or	2nd	Fast	Bench
1st	2nd	3rd	4th	Total						
Georgia Tech	12	18	4	8	5	59				
Miami	1	9	1	14	15	39				

Lead PG - OT 07:03-08:48, UM 07:01-02
Largest lead - OT by 2nd-08:48, UM by 07:00-02
OT lead by 06:47, UM lead by 06:28, Game was tied for 30:37

Score tied - 3 times
Lead changed - 2 times

GAME TWENTY-TWO

Miami at Virginia Tech
Feb. 2, 2020 | Blacksburg, Va.

Miami (FL) 45 - 12-10, 4-ACC

#	Player	Total			3-Pr			Rebounds			PF	TP	A	O	Bk	Stl	Blk	Mn
		FG	FGA	FT	FTA	FG	FGA	FT	FTA	Off								
03	Destiny Harden	1-4	3-4	2-6	4	1	5	4	13	0	2	0	1	0	0	0	26	
21	Brianna Jackson	1-4	0-0	2-6	5	4	9	2	4	1	1	2	0	0	0	0	22	
04	Erinda Banks	1-6	0-1	0-0	3	3	1	2	1	4	0	0	0	0	0	0	28	
05	Mykesa Gray	0-9	0-5	0-0	0	1	0	3	0	1	0	1	0	0	0	0	19	
20	Kelsey Marshall	0-4	0-3	0-0	0	1	1	2	0	0	0	2	0	0	0	0	10	
00	Kenna Salgues	1-3	1-3	0-0	1	0	0	1	0	3	0	0	0	0	0	0	12	
12	Jacaria Allen	0-2	0-0	1-2	1	2	1	0	2	1	0	0	0	0	0	0	10	
13	Taylor Mason	2-14	2-7	2-2	1	0	1	0	2	8	2	4	0	0	0	0	28	
15	Jamir Huston	1-5	0-0	1-2	3	4	7	1	3	2	3	0	0	0	0	0	21	
22	Yasmeen Chang	0-2	0-0	0-0	0	2	0	0	0	3	0	0	0	0	0	0	11	
44	Sydney Roby	4-4	0-0	3-7	3	4	1	4	1	1	0	1	0	0	0	0	13	
	Team																	
	Totals	14-61	6-23	11-23	22	20	42	23	45	10	21	2	9	200				
		FG %	22.9%	18.8%	23.0%	31.0%	22.1%	23.1%	23.1%	23.1%	23.1%	23.1%	23.1%	23.1%	23.1%	23.1%	23.1%	
		FT %	25.0%	0.0%	50.0%	50.0%	50.0%	50.0%	50.0%	50.0%	50.0%	50.0%	50.0%	50.0%	50.0%	50.0%	50.0%	

Virginia Tech 69 - 16-5, 6-ACC

#	Player	Total			3-Pr			Rebounds			PF	TP	A	O	Bk	Stl	Blk	Mn
		FG	FGA	FT	FTA	FG	FGA	FT	FTA	Off								
21	Lydia Rivers	1-4	0-0	1-2	3	4	7	3	5	1	2	0	0	0	0	0	18	
03	Destiny Harden	1-4	0-0	2-6	4	5	9	2	4	1	1	0	0	0	0	0	17	
02	Aisha Sheppard	8-10	1-3	5-7	3	4	14	2	14	2	0	3	0	0	0	0	36	
04	Dara Mabrey	4-11	3-7	0-0	1	3	4	0	11	5	0	0	0	0	0	0	33	
00	Tajia Cole	1-7	0-0	4-6	0	1	3	8	3	0	1	0	0	0	0	0	30	
00	Trinity Baptiste	5-8	2-3	5-6	0	8	3	17	0	0	0	0	0	0	0	0	24	
03	Chloe Brooks	1-1	1-1	0-0	0	0	0	0	0	0	0	0	0	0	0	0	2	
15	Melaysia Ernie	0-0	0-0	0-0	0	0	0	0	0	0	0	0	0	0	0	0	4	
22	Cayla King	1-4	1-4	0-0	0	0	0	2	3	0	0	0	0	0	0	0	15	
00	Alex Osoyugh Figue	0-2	0-0	0-0	0	0	0	0	0	1	2	0	0	0	0	0	21	
	Team																	
	Totals	21-51	6-20	19-23	10	28	38	20	69	13	20	2	10	200				
		FG %	41.2%	30.0%	23.0%	31.0%	23.1%	23.1%	23.1%	23.1%	23.1%	23.1%	23.1%	23.1%	23.1%	23.1%	23.1%	
		FT %	25.0%	0.0%	50.0%	50.0%	50.0%	50.0%	50.0%	50.0%	50.0%	50.0%	50.0%	50.0%	50.0%	50.0%	50.0%	

Officials: Katie LaLonde, Julia Gallien, Rod Creech
Technical Staff: Miami (FL)/Jammir Huston, Virginia Tech/None

Absence: 1629

2019-20 Women's Basketball Round 0: Miami (FL) vs Virginia Tech, Played at C

Score by periods					Points	In	Or	2nd	Fast	Bench
1st	2nd	3rd	4th	Total						
Virginia Tech	11	18	13	23	55					
Miami	14	10	23	22	69					

Lead PG - UM 46:01-55, VT 46:01-52
Largest lead - UM 46:01-55, VT 46:01-52
UM lead for 01:38, VT lead for 37:17, Game was tied for 01:05

Score tied - 1 time
Lead changed - 4 times

GAME TWENTY-THREE

Miami vs. Duke
Feb. 9, 2020 | Coral Gables, Fla.

Duke 74 - 13-10, 7-ACC

#	Player	Total			3-Pr			Rebounds			PF	TP	A	O	Bk	Stl	Blk	Mn
		FG	FGA	FT	FTA	FG	FGA	FT	FTA	Off								
05	Leecenia Odum	4-7	0-0	3-4	3	4	7	3	11	1	0	1	0	0	0	0	21	
04	O. Naborde-James	1-2	0-0	1-2	1	2	3	1	2	0	0	0	0	0	0	0	18	
25	Jade Williams	7-10	1-2	1-2	0	2	1	16	1	2	2	0	0	0	0	0	37	
02	Haley Gonsky	3-10	1-6	0-7	1	9	10	2	13	7	6	2	0	0	0	0	38	
15	Oyia Lambert	4-10	2-5	1-1	0	6	6	1	11	4	2	0	0	0	0			

BOX SCORES

GAME TWENTY-FIVE

Miami at Clemson
Feb. 16, 2020 | Clemson, S.C.

Miami #63 - 13-12, 5-9 ACC

#	Player	Total			3-Pr			Rebounds			PF	FT	PP	A	TO	Bk	Stl	Blk	Mn
		FG	GA	FG%	FTG	FTA	FT%	Off	Def	PF									
23	Destiny Harden	1	0-2	0.0	0.0	1	1	1	0	1	0	0	4	0	0	0	0	0	9
21	Brianna Jackson	1	1-5	0.0	1-2	1	6	7	3	3	2	1	2	3	0	0	0	24	
24	Endia Banks	4	4-14	3-4	0.0	4	5	10	11	2	0	0	0	0	0	0	0	34	
25	Mylenea Gray	5	4-9	3-7	4-5	0.0	5	5	17	4	3	0	1	0	0	0	0	35	
20	Kelsey Marshall	4	4-9	3-7	2-3	0.0	1	3	13	1	2	0	0	0	0	0	0	28	
10	Kenza Salguas	0	0-1	0.0	1-2	0.0	1	1	0	1	0	0	0	0	0	0	0	7	
21	Moulayna Johnson Sid	0	0-3	0.0	0-0	0.0	0	0	1	0	0	0	4	0	0	0	0	19	
12	Jaciera Allen	0	0-1	0.0	0.0	0.0	0	0	0	0	0	0	0	0	0	0	0	2	
13	Taylor Mason	4	4-5	4-4	0.0	0	1	12	3	0	0	0	0	0	0	0	0	23	
15	Jamir Huston	1	1-3	0.0	0-2	2	1	3	4	2	0	0	1	0	0	0	0	10	
44	Sydney Roby	1	1-1	0.0	2-4	3	3	4	0	2	1	0	1	0	0	0	0	20	
	Team																		
	Totals		20-52	13-27	10-18	11	21	32	19	63	12	9	13	3	10	0	0	200	

1st FG: 4-14 28.6% 2nd FG: 4-8 50.0% 3rd FG: 4-6 66.7% 4th FG: 3-12 25.0% 5th FG: 2-10 20.0%
FT: 2-4 50.0% 3P: 0-0 0.0% 2P: 5-12 41.7% 4P: 1-1 100.0% 5P: 1-1 100.0%

Clemson #13 - 7-18, 3-12 ACC

#	Player	Total			3-Pr			Rebounds			PF	FT	PP	A	TO	Bk	Stl	Blk	Mn
		FG	GA	FG%	FTG	FTA	FT%	Off	Def	PF									
44	Kobi Thornton	1	8-17	0.0	3-7	5	6	11	1	19	0	4	1	2	1	0	0	27	
12	Hannah Hank	1	1-5	0.0	1	3	1	6	1	4	3	1	0	1	0	0	0	27	
23	Destiny Harden	0	0-2	0.0	0.0	0	1	3	0	0	0	0	0	0	0	0	0	26	
25	Kendall Spray	8	4-9	4-9	2-2	0.0	2	3	14	4	5	0	0	0	0	0	0	37	
20	Chyna Cotton	0	0-0	0.0	0.0	0.0	2	1	3	0	1	0	0	0	0	0	0	24	
20	Kaylee Sticker	0	0-1	0.0	0.0	0.0	0	0	0	0	0	0	0	0	0	0	0	1	
11	Liss Lopez	0	0-0	0.0	0.0	0.0	1	1	0	0	0	0	0	0	0	0	0	1	
21	Skyler Blackstock	0	0-0	0.0	0.0	0.0	1	0	0	0	0	0	0	0	0	0	0	15	
22	Danane McNeal	2	2-6	0.0	1-1	1	1	5	1	3	0	2	0	2	0	0	0	21	
24	Mikayla Hayes	2	2-3	0.0	0.0	2	4	6	2	4	1	1	0	1	0	0	0	15	
21	Sharia Meertens	0	0-1	0.0	0.0	0.0	2	2	4	0	2	0	0	0	0	0	0	13	
25	Nique Cherry	0	0-2	0.0	0.0	0	1	2	0	0	0	1	1	0	0	0	0	3	
	Team																		
	Totals		18-48	4-13	8-13	11	24	37	14	48	10	23	6	5	0	0	0	200	

1st FG: 5-11 45.5% 2nd FG: 3-6 50.0% 3rd FG: 3-13 23.1% 4th FG: 1-1 100.0% 5th FG: 0-0 0.0%
FT: 0-0 0.0% 3P: 0-0 0.0% 2P: 6-15 40.0% 4P: 1-1 100.0% 5P: 1-1 100.0%

Official Box Score: Miami, Clemson, Wake Forest, Virginia Tech, Duke, North Carolina, Wake Forest

Technical fouls: Miami None, Clemson None, Wake Forest 1, Virginia Tech 1, Duke 1, North Carolina 1, Wake Forest 1
Attendance: 1384

Score by periods

	1st	2nd	3rd	4th	Total
Miami	12	28	12	13	65
Clemson	13	14	16	5	48

Lead by: Clemson 17:40-22:00, CU 48:01-51:00
Largest lead: UM 17:40-22:00 (4), CU 18:05-21:00
UM led for 3:06, CU led for 0:58. Game was tied for 0:00.

Lead FG: UM 48:01-51:00, CU 48:01-51:00
Largest lead: UM 17:40-22:00 (4), CU 18:05-21:00
UM led for 3:06, CU led for 0:58. Game was tied for 0:00.

Score tied 3 times.
Lead changed 3 times.

GAME TWENTY-SIX

Miami vs. #10 NC State
Feb. 20, 2020 | Coral Gables, Fla.

#10 NC State 50 - 23-3, 12-3 ACC

#	Player	Total			3-Pr			Rebounds			PF	FT	PP	A	TO	Bk	Stl	Blk	Mn
		FG	GA	FG%	FTG	FTA	FT%	Off	Def	PF									
25	Kayla Jones	1	1-8	0.0	0-0	0	0	2	8	10	1	2	5	4	0	0	0	31	
23	Elissa Curran	4	4-12	0-3	7-10	1	6	7	2	15	2	4	1	0	0	0	0	32	
21	Ashtin Kung'u	8	3-8	0-4	1-2	2	4	0	7	3	1	0	2	0	0	0	0	38	
23	Kal Crutchfield	8	0-5	0-3	0-0	0	0	2	3	1	0	2	2	1	0	0	0	21	
11	Jakia Brown-Turner	8	7-11	4-6	0-0	2	4	6	3	16	1	3	1	2	0	0	0	29	
22	Kalia Esley	0	0-2	0.0	0-1	0	1	0	1	0	0	0	1	0	0	0	0	14	
25	Jade Boyd	1	3-5	0-0	0-1	0	5	3	6	0	2	0	0	0	0	0	0	20	
23	Grace Hunter	1	1-2	0.0	0-0	0	0	0	2	0	0	0	0	0	0	0	0	7	
41	Camille Hobby	0	0-2	0.0	0-0	0	1	1	0	0	0	0	1	0	0	0	0	8	
	Team																		
	Totals		19-55	4-19	8-13	13	32	42	50	14	20	3	4	20	3	0	0	200	

1st FG: 3-14 21.4% 2nd FG: 3-13 23.1% 3rd FG: 4-13 30.8% 4th FG: 0-3 0.0% 5th FG: 0-0 0.0%
FT: 0-0 0.0% 3P: 0-0 0.0% 2P: 3-13 23.1% 4P: 0-0 0.0% 5P: 0-0 0.0%

Miami #13 - 5-10, 3-12 ACC

#	Player	Total			3-Pr			Rebounds			PF	FT	PP	A	TO	Bk	Stl	Blk	Mn
		FG	GA	FG%	FTG	FTA	FT%	Off	Def	PF									
23	Destiny Harden	1	5-11	3-7	2-2	2	5	7	0	15	1	1	0	1	0	0	0	25	
21	Brianna Jackson	1	3-5	0-0	0-0	0	7	7	3	6	0	4	3	4	0	0	0	31	
24	Endia Banks	0	0-9	0-3	2-4	1	5	6	0	5	1	0	1	0	0	0	0	36	
25	Mylenea Gray	1	2-8	1-5	2-2	0	3	4	11	2	0	0	3	0	0	0	0	31	
20	Kelsey Marshall	8	2-9	2-6	1-2	0	2	0	7	3	1	0	1	0	0	0	0	28	
10	Kenza Salguas	0	2-2	0.0	0.0	3	3	1	6	0	0	0	0	0	0	0	0	10	
21	Moulayna Johnson Sid	0	0-0	0.0	0.0	0	0	0	0	0	0	0	0	0	0	0	0	25	
13	Taylor Mason	0	0-0	0.0	0.0	0	0	0	2	0	0	0	0	0	0	0	0	10	
15	Jamir Huston	0	0-0	0.0	0.0	0	0	0	2	0	0	0	0	0	0	0	0	4	
44	Sydney Roby	0	0-1	0.0	0-0	0	0	0	0	0	0	0	0	0	0	0	0	10	
	Team																		
	Totals		16-55	8-25	8-12	8	25	33	15	48	12	13	4	11	0	0	0	200	

1st FG: 4-16 25.0% 2nd FG: 4-14 28.6% 3rd FG: 6-15 40.0% 4th FG: 0-0 0.0% 5th FG: 0-0 0.0%
FT: 0-0 0.0% 3P: 0-0 0.0% 2P: 6-15 40.0% 4P: 0-0 0.0% 5P: 0-0 0.0%

Official Box Score: Miami, NC State, Wake Forest, Virginia Tech, Duke, North Carolina, Wake Forest

Technical fouls: #10 NC State None, Miami, Mykela Gray
Attendance: 1384

Score by periods

	1st	2nd	3rd	4th	Total
#10 NC State	11	11	10	18	50
Miami	11	11	17	9	48

Lead by: #10 NC State 12:00-15:00, UM 49:00-52:00
Largest lead: NC State by 3:00 (15:00-18:00), UM by 3:00 (42:00-45:00)
NC State led for 14:36, UM led for 21:04. Game was tied for 0:48.

Lead FG: NC State 49:00-52:00, UM 49:00-52:00
Largest lead: NC State by 3:00 (15:00-18:00), UM by 3:00 (42:00-45:00)
NC State led for 14:36, UM led for 21:04. Game was tied for 0:48.

Score tied 13 times.
Lead changed 3 times.

GAME TWENTY-SEVEN

Miami at Boston College
Feb. 23, 2020 | Chestnut Hill, Mass.

Miami (FL) 64 - 13-14-5, 10-4 ACC

#	Player	Total			3-Pr			Rebounds			PF	FT	PP	A	TO	Bk	Stl	Blk	Mn
		FG	GA	FG%	FTG	FTA	FT%	Off	Def	PF									
23	Destiny Harden	1	1-5	0.0	2-4	4	2	6	4	0	2	0	0	0	0	0	0	16	
21	Brianna Jackson	1	2-8	0.0	0-0	2	4	4	1	0	1	0	0	0	0	0	0	19	
24	Endia Banks	9	2-7	1-3	1-2	1	4	5	3	4	1	0	0	0	0	0	0	35	

BOX SCORES

GAME TWENTY-NINE

Miami vs. Pittsburgh
March 1, 2020 @ Coral Gables, Fla.

Pittsburgh 54 - 42S, 1-17 ACC

#	Player	Total			3-PT			Rebounds			PF	TP	A	TO	Bk	Stl	Mn
		FG	FGA	FT	FTA	FG	FGA	FT	FTA	Off							
23	Rita Igbookwe	1	0-3	0-0	0-0	2	4	6	5	0	2	2	3	0	0	21	
01	Daylaniante Harris	1	7-15	2-4	6-9	1	4	5	3	22	1	4	0	1	1	29	
04	Emily Hayford	1	1-8	1-4	2-2	1	3	4	3	5	1	3	1	2	20		
05	Amber Brown	1	8-12	0-0	2-2	3	2	5	1	14	0	3	0	1	35		
12	Gabriel Green	1	1-11	1-8	1-2	1	0	1	2	4	1	0	0	0	30		
00	Jahyani Knight	1	0-1	0-0	0-0	2	6	0	0	2	1	0	1	0	18		
10	Jermil Priga	1	1-3	1-2	0-0	0	2	2	1	3	2	3	0	0	21		
11	Cara Judkins	1	1-3	0-0	0	1	4	1	2	0	1	1	0	1	18		
21	Marcella Lamerik	1	1-1	1-1	1-2	0	1	1	2	4	0	0	0	0	8		
	Team					2	3	5									
	Totals		18-57	6-19	12-17	13	28	39	18	54	9	17	5	5	200		

1st	15-31	3-8	14-21	2nd	5-14	32-74	3rd	5-17	41-76	4th	6-17	35-70	Game	18-57	28-80	Rebounds	54
FT %	71	54	73	50	60	59	33	55	65	65	65	65		65	65		1
3PT %	25	25	25	10	50	50	44	50	50	50	50	50		50	50		1

Miami 73 - 15L, 7-11 ACC

#	Player	Total			3-PT			Rebounds			PF	TP	A	TO	Bk	Stl	Mn
		FG	FGA	FT	FTA	FG	FGA	FT	FTA	Off							
03	Destiny Harden	1	1-3	0-2	0-1	2	2	4	1	2	1	1	1	1	1	16	
02	Beatrice Mumpremier	1	5-15	0-1	3-3	4	6	10	1	13	0	1	1	0	19		
04	Endia Banks	1	1-4	0-1	0-0	2	4	2	5	1	0	1	0	1	27		
05	Mykela Gray	1	5-12	4-7	5-8	0	3	3	1	19	4	2	0	2	28		
13	Taylor Mason	1	1-3	1-1	2-2	3	5	2	5	2	2	0	1	0	20		
00	Kenza Salgues	1	0-6	0-5	0-0	0	0	0	0	0	0	1	0	0	10		
01	Moulayna Johnson Sid	1	0-1	0-1	0-0	1	2	0	0	2	0	0	0	0	14		
15	Jamir Huston	1	0-1	0-0	0-2	2	4	0	0	0	0	0	0	0	10		
20	Kelsey Marshall	1	8-12	5-9	0-0	2	2	1	21	1	2	2	2	0	25		
21	Brianna Jackson	1	3-6	0-0	5-6	3	4	7	1	11	0	1	0	2	16		
22	Yasmine Chanq	1	0-4	0-0	0-0	1	1	3	0	0	0	0	0	0	10		
44	Sydney Roby	1	0-1	0-0	0-0	0	0	0	0	0	0	0	2	1	7		
	Team					5	2	7									
	Totals		24-68	10-27	15-20	19	30	49	15	73	15	11	6	8	200		

1st	15-31	6-17	28-51	2nd	7-16	43-88	3rd	9-20	45-75	4th	5-15	32-65	Game	24-68	52-99	Rebounds	49
FT %	54	33	50	33	33	33	33	33	33	33	33	33		33	33		4
3PT %	25	25	25	10	50	50	50	50	50	50	50	50		50	50		4

Officials: Don Outlaw, Meadow Overstreet, Bryan Runette

Technical fouls: Pittsburgh-None, Miami-None

Attendance: 1574

Score by periods	1st	2nd	3rd	4th	Total
Pittsburgh	8	13	15	18	54
Miami	18	19	25	11	73

Lead by: CU 40-20-41, UM 40-20-35
Largest lead - UP by 1, 14-07-24, UM by 30 40-20-35
UP led for 0:13, UM led for 5:21. Game was tied for 0:28.

Points in Off 2nd Fast
UP 22 10 2 14 8
UM 26 23 8 11 30
Score tied - 1 time
Lead changed - 3 times.

GAME THIRTY

Miami vs. Clemson
March 4, 2020 @ Greensboro, N.C.

Clemson 71 - 8Z, 3-15 ACC

#	Player	Total			3-PT			Rebounds			PF	TP	A	TO	Bk	Stl	Mn
		FG	FGA	FT	FTA	FG	FGA	FT	FTA	Off							
05	Amari Robinson	1	5-9	2-5	4-4	0	3	4	16	2	3	0	1	0	29		
44	Kobi Thornton	1	10-18	1-1	2-2	0	7	7	1	27	2	1	0	0	35		
12	Hannah Hank	1	2-6	0-0	0-0	1	0	1	5	4	0	1	0	0	15		
01	Destiny Thomas	1	1-3	0-1	0-0	0	2	0	2	0	2	1	0	0	19		
03	Kenneth Spray	1	3-7	3-6	0-0	0	3	0	0	9	4	2	0	0	37		
22	Darius McNeal	1	0-1	0-0	0-0	0	0	0	0	1	0	0	0	0	1		
24	Mikayla Hayes	1	0-2	0-1	0-0	1	2	3	0	0	2	0	0	0	8		
31	Sharia Meertens	1	1-4	0-1	3-5	0	4	1	5	2	5	0	0	0	27		
20	Chyna Colton	1	1-2	1-1	0-0	0	0	0	3	0	1	0	0	0	4		
35	Niquea Cherry	1	1-3	0-0	1-2	1	3	4	2	3	1	1	0	0	9		
35	Tyler Bennett	1	1-1	0-0	0-0	3	2	5	0	1	1	0	0	0	16		
	Team					1	3	4									
	Totals		27-53	7-16	10-13	7	28	35	22	71	13	18	1	1	200		

1st	15-31	10-17	58-95	2nd	4-11	26-54	3rd	8-14	37-61	4th	5-11	45-74	Game	27-53	62-99	Rebounds	35
FT %	50	50	50	50	50	50	50	50	50	50	50	50		50	50		1
3PT %	22	50	33	33	50	33	33	33	33	33	33	33		33	33		0.2

Miami 56 - 15L, 7-11 ACC

#	Player	Total			3-PT			Rebounds			PF	TP	A	TO	Bk	Stl	Mn
		FG	FGA	FT	FTA	FG	FGA	FT	FTA	Off							
03	Destiny Harden	1	2-7	0-2	1-3	4	4	8	4	5	3	4	0	2	23		
02	Beatrice Mumpremier	1	9-14	0-0	5-10	2	4	6	3	23	0	4	1	2	32		
04	Endia Banks	1	3-6	2-4	0-0	2	6	8	1	8	1	0	0	0	31		
05	Mykela Gray	1	3-13	1-7	2-2	0	1	2	9	6	0	0	0	0	33		
20	Kelsey Marshall	1	1-10	1-9	0-0	0	1	1	3	2	0	2	0	0	32		
01	Moulayna Johnson Sid	1	0-1	0-1	0-0	2	2	0	2	1	0	1	0	1	7		
13	Taylor Mason	1	1-7	0-2	1-1	2	2	4	0	3	1	2	0	0	22		
15	Jamir Huston	1	0-0	0-0	0-0	1	0	1	2	0	1	0	0	0	4		
21	Brianna Jackson	1	1-5	0-0	3-4	3	3	6	4	5	0	1	0	1	16		
	Team					1	0	1									
	Totals		20-63	4-25	12-20	17	21	38	18	56	15	14	2	8	200		

1st	15-31	6-16	37-55	2nd	6-17	35-61	3rd	4-14	38-65	4th	4-16	35-65	Game	20-63	62-99	Rebounds	38
FT %	50	50	50	50	50	50	50	50	50	50	50	50		50	50		4.1
3PT %	25	25	25	25	25	25	25	25	25	25	25	25		25	25		4.1

Officials: Ed Sibleaky, Bruce Morris, Max Postberg

Technical fouls: Clemson-None, Miami-None

Attendance: 2795

Score by periods	1st	2nd	3rd	4th	Total
Clemson	25	12	18	16	71
Miami	15	18	11	12	56

Lead by: CU 40-20-57, UM 40-20-35
Largest lead - CU by 18 40-20-57, UM by 30 40-20-35
CU led for 30:38, UM led for 0:05. Game was tied for 0:23.

Score tied - 3 times
Lead changed - 2 times.

2019-20 SEASON



SEASON STATISTICS

RECORD:	OVERALL	HOME	AWAY	NEUTRAL
ALL GAMES	15-15	12-6	2-8	1-1
CONFERENCE	7-11	5-4	2-7	0-0
NON-CONFERENCE	8-4	7-2	0-1	1-1

#	Player	Total					3-Point		F-Throw		Rebounds																					
		gp-gs	min	avg	fg-fga	fg%	3fg-fga	3fg%	ft-fa	ft%	off	def	tot	avg	pf	dq	a	to	blk	stl	pts	avg										
32	Beatrice Mompremier	17-14	444	26.1	110-211	.521	4-13	.308	62-88	.705	54	113	167	9.8	44	0	10	57	24	18	286	16.8										
05	Mykea Gray	30-30	867	28.9	120-343	.350	55-168	.327	87-108	.806	13	62	75	2.5	53	0	90	88	1	64	382	12.7										
20	Kelsey Marshall	30-29	833	27.8	118-299	.395	74-206	.359	31-43	.721	6	62	68	2.3	61	2	72	59	8	27	341	11.1										
04	Endia Banks	30-30	885	29.5	80-207	.386	19-62	.306	34-55	.618	27	87	114	3.8	41	0	97	72	3	33	213	7.1										
03	Destiny Harden	25-15	411	16.4	46-127	.362	12-41	.293	18-31	.581	35	63	98	3.9	58	1	15	39	9	22	122	4.9										
21	Brianna Jackson	30-16	503	16.8	56-112	.500	1-6	.167	33-52	.635	46	90	136	4.5	83	4	10	27	39	30	146	4.9										
13	Taylor Mason	28-1	528	18.9	44-141	.312	14-53	.264	31-44	.705	13	42	55	2.0	33	0	30	34	3	17	133	4.8										
15	Jamir Huston	30-10	458	15.3	34-86	.395	1-3	.333	12-36	.333	57	64	121	4.0	64	0	15	33	6	22	81	2.7										
44	Sydney Roby	29-2	255	8.8	24-49	.490	0-0	.000	30-54	.556	24	23	47	1.6	59	1	4	19	18	4	78	2.7										
01	Moulayna Johnson Sid	25-3	398	15.9	20-77	.260	10-44	.227	8-16	.500	22	36	58	2.3	19	0	20	24	1	9	58	2.3										
12	Jacaira Allen	12-0	109	9.1	9-27	.333	1-4	.250	4-8	.500	11	7	18	1.5	15	0	5	13	0	6	23	1.9										
00	Kenza Salgues	25-0	207	8.3	11-49	.224	11-46	.239	4-6	.667	1	12	13	0.5	10	0	9	18	0	0	37	1.5										
22	Yasmeen Chang	18-0	127	7.1	9-40	.225	1-7	.143	7-11	.636	5	11	16	0.9	19	0	7	12	1	9	26	1.4										
Team																						88	66	154			19					
Total.....		30	6025		681-1768	.385	203-653	.311	361-552	.654	402	738	1140	38.0	559	8	384	514	113	261	1926	64.2										
Opponents.....		30	6025		707-1752	.404	175-556	.315	378-504	.750	351	753	1104	36.8	534	-	427	497	84	195	1967	65.6										

TEAM STATISTICS

	UM	OPP
SCORING	1926	1967
Points per game	64.2	65.6
Scoring margin	-1.4	-
FIELD GOALS-ATT	681-1768	707-1752
Field goal pct	.385	.404
3 POINT FG-ATT	203-653	175-556
3-point FG pct	.311	.315
3-pt FG made per game	6.8	5.8
FREE THROWS-ATT	361-552	378-504
Free throw pct	.654	.750
F-Throws made per game	12.0	12.6
REBOUNDS	1140	1104
Rebounds per game	38.0	36.8
Rebounding margin	+1.2	-
ASSISTS	384	427
Assists per game	12.8	14.2
TURNOVERS	514	497
Turnovers per game	17.1	16.6
Turnover margin	-0.6	-
Assist/turnover ratio	0.7	0.9
STEALS	261	195
Steals per game	8.7	6.5
BLOCKS	113	84
Blocks per game	3.8	2.8
ATTENDANCE	22369	30416
Home games-Avg/Game	18-1243	10-2456
Neutral site-Avg/Game	-	2-2928

Score by Periods

	1st	2nd	3rd	4th	OT	Totals
Miami (FL)	476	472	471	497	10	1926
Opponents	439	434	514	575	5	1967

Date	Opponent	Score	Att.
11/10/19	JACKSON ST.	w	83-68
11/13/19	NORTH FLORIDA	w	78-55
11/17/19	IUPUI	w	74-65
# 11/22/19	vs N.C. A&T	w	68-67
# 11/23/19	at #19/20 DePaul	L	83-89
^ 11/29/19	#7/5 OREGON STATE	L	53-75
^ 11/30/19	MIAMI (OH)	w	80-62
12/04/19	#14/16 INDIANA	L	45-58
12/17/19	BINGHAMTON	w	79-56
& 12/20/19	UNC ASHEVILLE	w	75-46
12/21/19	WASHINGTON ST.	w	74-68
* 12/29/19	WAKE FOREST	w	59-56
* 01/02/20	at Georgia Tech	L	54-61
* 01/05/20	#8 FLORIDA STATE	L	62-73
* 01/09/20	#7 LOUISVILLE	L	41-87
* 01/12/20	SYRACUSE	w	77-62
* 01/16/20	at North Carolina	L	58-78
* 01/19/20	at Notre Dame	L	53-76
* 01/23/20	CLEMSON	w	68-64
* 01/26/20	at #14 Florida St.	L	61-79
* 01/30/20	GEORGIA TECH	Wot	54-49
* 02/02/20	at Virginia Tech	L	45-69
* 02/09/20	DUKE	L	55-74
* 02/13/20	at Virginia	L	64-69
* 02/16/20	at Clemson	w	63-48
* 02/20/20	#10 NC STATE	L	48-50
* 02/23/20	at Boston College	L	64-75
* 02/27/20	at Wake Forest	w	79-63
* 03/01/20	PITTSBURGH	w	73-54
§ 03/04/20	vs Clemson	L	56-71

* = Conference game

2019-20 SEASON

CONFERENCE STATISTICS

RECORD:	OVERALL	HOME	AWAY	NEUTRAL
ALL GAMES	7-11	5-4	2-7	0-0
CONFERENCE	7-11	5-4	2-7	0-0
NON-CONFERENCE	0-0	0-0	0-0	0-0

#	Player	Total										3-Point		F-Throw		Rebounds											
		gp-gs	min	avg	fg-fga	fg%	3fg-fga	3fg%	ft-fa	ft%	off	def	tot	avg	pf	dq	a	to	blk	stl	pts	avg					
32	Beatrice Mompremier	5-3	122	24.4	27-54	.500	0-2	.000	21-26	.808	13	33	46	9.2	12	0	1	16	3	3	75	15.0					
05	Mykea Gray	18-18	562	31.2	78-215	.363	40-112	.357	56-70	.800	7	44	51	2.8	34	0	56	64	1	49	252	14.0					
20	Kelsey Marshall	18-17	500	27.8	77-187	.412	47-125	.376	17-26	.654	2	32	34	1.9	39	2	40	36	6	18	218	12.1					
03	Destiny Harden	17-14	351	20.6	42-111	.378	12-38	.316	15-24	.625	28	54	82	4.8	45	1	12	29	9	15	111	6.5					
21	Brianna Jackson	18-14	356	19.8	41-87	.471	0-3	.000	24-40	.600	32	61	93	5.2	47	1	6	21	30	19	106	5.9					
04	Endia Banks	18-18	528	29.3	32-111	.288	7-30	.233	14-24	.583	13	50	63	3.5	27	0	59	42	2	18	85	4.7					
13	Taylor Mason	17-1	314	18.5	25-88	.284	11-41	.268	18-27	.667	9	25	34	2.0	21	0	17	17	2	8	79	4.6					
15	Jamir Huston	18-4	286	15.9	20-57	.351	0-1	.000	5-20	.250	26	32	58	3.2	39	0	9	19	3	15	45	2.5					
12	Jacaira Allen	10-0	88	8.8	8-21	.381	1-4	.250	3-6	.500	10	6	16	1.6	13	0	2	12	0	5	20	2.0					
44	Sydney Roby	18-1	146	8.1	10-26	.385	0-0	.000	15-28	.536	13	12	25	1.4	33	0	1	10	11	3	35	1.9					
00	Kenza Salgues	16-0	149	9.3	8-35	.229	8-33	.242	1-2	.500	1	8	9	0.6	5	0	5	11	0	0	25	1.6					
01	Moulayna Johnson Sid	14-0	172	12.3	7-31	.226	3-19	.158	1-4	.250	8	16	24	1.7	10	0	6	12	0	3	18	1.3					
22	Yasmeen Chang	9-0	51	5.7	3-18	.167	1-3	.333	2-2	1.000	1	3	4	0.4	10	0	3	4	0	0	9	1.0					
Team												60	29	89													
Total.....		18	3625		378-1041	.363	130-411	.316	192-299	.642	223	405	628	34.9	335	4	217	304	67	156	1078	59.9					
Opponents.....		18	3625		424-1020	.416	93-295	.315	246-329	.748	220	477	697	38.7	286	-	257	302	52	122	1187	65.9					

TEAM STATISTICS	UM	OPP	Date	Opponent	Score	Att.	
SCORING	1078	1187	* 12/29/19	WAKE FOREST	w	59-56	988
Points per game	59.9	65.9	* 01/02/20	at Georgia Tech	L	54-61	1235
Scoring margin	-6.1	-	* 01/05/20	#8 FLORIDA STATE	L	62-73	1984
FIELD GOALS-ATT	378-1041	424-1020	* 01/09/20	#7 LOUISVILLE	L	41-87	930
Field goal pct	.363	.416	* 01/12/20	SYRACUSE	w	77-62	951
3 POINT FG-ATT	130-411	93-295	* 01/16/20	at North Carolina	L	58-78	1535
3-point FG pct	.316	.315	* 01/19/20	at Notre Dame	L	53-76	8059
3-pt FG made per game	7.2	5.2	* 01/23/20	CLEMSON	w	68-64	1316
FREE THROWS-ATT	192-299	246-329	* 01/26/20	at #14 Florida St.	L	61-79	4569
Free throw pct	.642	.748	* 01/30/20	GEORGIA TECH	Wot	54-49	847
F-Throws made per game	10.7	13.7	* 02/02/20	at Virginia Tech	L	45-69	1629
REBOUNDS	628	697	* 02/09/20	DUKE	L	55-74	1435
Rebounds per game	34.9	38.7	* 02/13/20	at Virginia	L	64-69	2351
Rebounding margin	-3.8	-	* 02/16/20	at Clemson	w	63-48	1384
ASSISTS	217	257	* 02/20/20	#10 NC STATE	L	48-50	1402
Assists per game	12.1	14.3	* 02/23/20	at Boston College	L	64-75	1356
TURNOVERS	304	302	* 02/27/20	at Wake Forest	w	79-63	833
Turnovers per game	16.9	16.8	* 03/01/20	PITTSBURGH	w	73-54	1214
Turnover margin	-0.1	-	* = Conference game				
Assist/turnover ratio	0.7	0.9					
STEALS	156	122					
Steals per game	8.7	6.8					
BLOCKS	67	52					
Blocks per game	3.7	2.9					
ATTENDANCE	11067	22951					
Home games-Avg/Game	9-1230	9-2550					
Neutral site-Avg/Game	-	0-0					

Score by Periods	1st	2nd	3rd	4th	OT	Totals
Miami (FL)	254	271	273	270	10	1078
Opponents	249	286	301	346	5	1187

NON-CONFERENCE STATISTICS

RECORD:	OVERALL	HOME	AWAY	NEUTRAL
ALL GAMES	8-4	7-2	0-1	1-1
CONFERENCE	0-0	0-0	0-0	0-0
NON-CONFERENCE	8-4	7-2	0-1	1-1

#	Player	gp-gs	min	Total		3-Point		F-Throw		Rebounds		pf	dq	a	to	blk	stl	pts	avg				
				fg-ga	fg%	3fg-ga	3fg%	ft-fla	ft%	off	def									tot	avg		
32	Beatrice Mompremier	12-11	322	26.8	83-157	.529	4-11	.364	41-62	.661	41	80	121	10.1	32	0	9	41	21	15	211	17.6	
05	Mykea Gray	12-12	305	25.4	42-128	.328	15-56	.268	31-38	.816	6	18	24	2.0	19	0	34	24	0	15	130	10.8	
04	Endia Banks	12-12	357	29.8	48-96	.500	12-32	.375	20-31	.645	14	37	51	4.3	14	0	38	30	1	15	128	10.7	
20	Kelsey Marshall	12-12	333	27.8	41-112	.366	27-81	.333	14-17	.824	4	30	34	2.8	22	0	32	23	2	9	123	10.3	
13	Taylor Mason	11-0	214	19.5	19-53	.358	3-12	.250	13-17	.765	4	17	21	1.9	12	0	13	17	1	9	54	4.9	
44	Sydney Roby	11-1	109	9.9	14-23	.609	0-0	.000	15-26	.577	11	11	22	2.0	26	1	3	9	7	1	43	3.9	
01	Moulayna Johnson Sid	11-3	226	20.5	13-46	.283	7-25	.280	7-12	.583	14	20	34	3.1	9	0	14	12	1	6	40	3.6	
21	Brianna Jackson	12-2	147	12.3	15-25	.600	1-3	.333	9-12	.750	14	29	43	3.6	36	3	4	6	9	11	40	3.3	
15	Jamir Huston	12-6	172	14.3	14-29	.483	1-2	.500	7-16	.438	31	32	63	5.3	25	0	6	14	3	7	36	3.0	
22	Yasmeen Chang	9-0	76	8.4	6-22	.273	0-4	.000	5-9	.556	4	8	12	1.3	9	0	4	8	1	9	17	1.9	
12	Jacaira Allen	2-0	21	10.5	1-6	.167	0-0	.000	1-2	.500	1	1	2	1.0	2	0	3	1	0	1	3	1.5	
03	Destiny Harden	8-1	60	7.5	4-16	.250	0-3	.000	3-7	.429	7	9	16	2.0	13	0	3	10	0	7	11	1.4	
00	Kenza Salgues	9-0	58	6.4	3-14	.214	3-13	.231	3-4	.750	0	4	4	0.4	5	0	4	7	0	0	12	1.3	
	Team																						
	Total.....	12	2400		303-727	.417	73-242	.302	169-253	.668	179	333	512	42.7	224	4	167	210	46	105	848	70.7	
	Opponents.....	12	2400		283-732	.387	82-261	.314	132-175	.754	131	276	407	33.9	248	-	170	195	32	73	780	65.0	

TEAM STATISTICS

	UM	OPP
SCORING	848	780
Points per game	70.7	65.0
Scoring margin	+5.7	-
FIELD GOALS-ATT	303-727	283-732
Field goal pct	.417	.387
3 POINT FG-ATT	73-242	82-261
3-point FG pct	.302	.314
3-pt FG made per game	6.1	6.8
FREE THROWS-ATT	169-253	132-175
Free throw pct	.668	.754
F-Throws made per game	14.1	11.0
REBOUNDS	512	407
Rebounds per game	42.7	33.9
Rebounding margin	+8.8	-
ASSISTS	167	170
Assists per game	13.9	14.2
TURNOVERS	210	195
Turnovers per game	17.5	16.3
Turnover margin	-1.2	-
Assist/turnover ratio	0.8	0.9
STEALS	105	73
Steals per game	8.8	6.1
BLOCKS	46	32
Blocks per game	3.8	2.7
ATTENDANCE	11302	7465
Home games-Avg/Game	9-1256	1-1608
Neutral site-Avg/Game	-	2-2928

Date	Opponent		Score	Att.
11/10/19	JACKSON ST.	w	83-68	917
11/13/19	NORTH FLORIDA	w	78-55	4017
11/17/19	IUPUI	w	74-65	863
# 11/22/19	vs N.C. A&T	w	68-67	3062
# 11/23/19	at #19/20 DePaul	L	83-89	1608
^ 11/29/19	#7/5 OREGON STATE	L	53-75	1336
^ 11/30/19	MIAMI (OH)	w	80-62	823
12/04/19	#14/16 INDIANA	L	45-58	848
12/17/19	BINGHAMTON	w	79-56	983
& 12/20/19	UNC ASHEVILLE	w	75-46	733
12/21/19	WASHINGTON ST.	w	74-68	782
\$ 03/04/20	vs Clemson	L	56-71	2795

* = Conference game

Score by Periods	1st	2nd	3rd	4th	Totals
Miami (FL)	222	201	198	227	848
Opponents	190	148	213	229	780



WIN STATISTICS

RECORD:	OVERALL	HOME	AWAY	NEUTRAL
ALL GAMES	15-0	12-0	2-0	1-0
CONFERENCE	7-0	5-0	2-0	0-0
NON-CONFERENCE	8-0	7-0	0-0	1-0

#	Player	Total					3-Point			F-Throw			Rebounds									
		gp-gs	min	avg	fg-fga	fg%	3fg-fga	3fg%	ft-fa	ft%	off	def	tot	avg	pf	dq	a	to	blk	stl	pts	avg
32	Beatrice Mompremier	11-9	278	25.3	73-139	.525	4-9	.444	34-47	.723	41	75	116	10.5	26	0	7	31	18	15	184	16.7
05	Mykea Gray	15-15	432	28.8	68-175	.389	32-81	.395	53-63	.841	5	27	32	2.1	18	0	50	41	1	34	221	14.7
20	Kelsey Marshall	15-14	416	27.7	74-159	.465	47-109	.431	12-19	.632	4	38	42	2.8	29	0	39	27	6	11	207	13.8
04	Endia Banks	15-15	440	29.3	52-108	.481	10-31	.323	16-25	.640	14	44	58	3.9	17	0	60	34	1	22	130	8.7
13	Taylor Mason	14-1	260	18.6	23-58	.397	7-21	.333	16-22	.727	5	21	26	1.9	15	0	23	15	1	11	69	4.9
21	Brianna Jackson	15-6	221	14.7	27-47	.574	1-2	.500	12-19	.632	22	42	64	4.3	40	2	7	14	17	14	67	4.5
15	Jamir Huston	15-7	253	16.9	23-52	.442	1-3	.333	5-20	.250	35	38	73	4.9	30	0	10	17	5	14	52	3.5
44	Sydney Roby	15-1	128	8.5	15-22	.682	0-0	.000	19-32	.594	12	10	22	1.5	31	1	2	8	14	3	49	3.3
03	Destiny Harden	12-6	162	13.5	13-37	.351	1-9	.111	7-11	.636	6	27	33	2.8	21	0	8	16	6	12	34	2.8
01	Moulayna Johnson Sid	13-1	226	17.4	10-43	.233	5-24	.208	4-9	.444	10	17	27	2.1	6	0	13	12	1	6	29	2.2
22	Yasmeen Chang	11-0	85	7.7	7-25	.280	0-3	.000	5-9	.556	5	9	14	1.3	12	0	3	8	1	7	19	1.7
00	Kenza Salgues	13-0	84	6.5	4-21	.190	4-18	.222	4-6	.667	0	5	5	0.4	4	0	5	11	0	0	16	1.2
12	Jacaira Allen	6-0	40	6.7	2-8	.250	0-0	.000	3-4	.750	2	2	4	0.7	4	0	4	3	0	1	7	1.2
Team											49	42	91				10					
Total.....		15	3025		391-894	.437	112-310	.361	190-286	.664	210	397	607	40.5	253	3	231	247	71	150	1084	72.3
Opponents.....		15	3025		329-901	.365	75-271	.277	150-210	.714	198	328	526	35.1	287	-	182	264	43	88	883	58.9

TEAM STATISTICS	UM	OPP
SCORING	1084	883
Points per game	72.3	58.9
Scoring margin	+13.4	-
FIELD GOALS-ATT	391-894	329-901
Field goal pct	.437	.365
3 POINT FG-ATT	112-310	75-271
3-point FG pct	.361	.277
3-pt FG made per game	7.5	5.0
FREE THROWS-ATT	190-286	150-210
Free throw pct	.664	.714
F-Throws made per game	12.7	10.0
REBOUNDS	607	526
Rebounds per game	40.5	35.1
Rebounding margin	+5.4	-
ASSISTS	231	182
Assists per game	15.4	12.1
TURNOVERS	247	264
Turnovers per game	16.5	17.6
Turnover margin	+1.1	-
Assist/turnover ratio	0.9	0.7
STEALS	150	88
Steals per game	10.0	5.9
BLOCKS	71	43
Blocks per game	4.7	2.9
ATTENDANCE	14434	5279
Home games-Avg/Game	12-1203	2-1108
Neutral site-Avg/Game	-	1-3062

Date	Opponent	Score	Att.
11/10/19	JACKSON ST.	w 83-68	917
11/13/19	NORTH FLORIDA	w 78-55	4017
11/17/19	IUPUI	w 74-65	863
# 11/22/19	vs N.C. A&T	w 68-67	3062
^ 11/30/19	MIAMI (OH)	w 80-62	823
12/17/19	BINGHAMTON	w 79-56	983
& 12/20/19	UNC ASHEVILLE	w 75-46	733
12/21/19	WASHINGTON ST.	w 74-68	782
* 12/29/19	WAKE FOREST	w 59-56	988
* 01/12/20	SYRACUSE	w 77-62	951
* 01/23/20	CLEMSON	w 68-64	1316
* 01/30/20	GEORGIA TECH	Wot 54-49	847
* 02/16/20	at Clemson	w 63-48	1384
* 02/27/20	at Wake Forest	w 79-63	833
* 03/01/20	PITTSBURGH	w 73-54	1214

* = Conference game

Score by Periods	1st	2nd	3rd	4th	OT	Totals
Miami (FL)	268	252	275	279	10	1084
Opponents	202	185	234	257	5	883

2019-20 SEASON

LOSS STATISTICS

RECORD:	OVERALL	HOME	AWAY	NEUTRAL
ALL GAMES	0-15	0-6	0-8	0-1
CONFERENCE	0-11	0-4	0-7	0-0
NON-CONFERENCE	0-4	0-2	0-1	0-1

##	Player	Total										3-Point		F-Throw		Rebounds							
		gp-gs	min	avg	fg-fga	fg%	3fg-fga	3fg%	ft-fa	ft%	off	def	tot	avg	pf	dq	a	to	blk	stl	pts	avg	
32	Beatrice Mompremier	6-5	166	27.7	37-72	.514	0-4	.000	28-41	.683	13	38	51	8.5	18	0	3	26	6	3	102	17.0	
05	Mykea Gray	15-15	435	29.0	52-168	.310	23-87	.264	34-45	.756	8	35	43	2.9	35	0	40	47	0	30	161	10.7	
20	Kelsey Marshall	15-15	417	27.8	44-140	.314	27-97	.278	19-24	.792	2	24	26	1.7	32	2	33	32	2	16	134	8.9	
03	Destiny Harden	13-9	249	19.2	33-90	.367	11-32	.344	11-20	.550	29	36	65	5.0	37	1	7	23	3	10	88	6.8	
04	Endia Banks	15-15	445	29.7	28-99	.283	9-31	.290	18-30	.600	13	43	56	3.7	24	0	37	38	2	11	83	5.5	
21	Brianna Jackson	15-10	282	18.8	29-65	.446	0-4	.000	21-33	.636	24	48	72	4.8	43	2	3	13	22	16	79	5.3	
13	Taylor Mason	14-0	268	19.1	21-83	.253	7-32	.219	15-22	.682	8	21	29	2.1	18	0	7	19	2	6	64	4.6	
12	Jacaira Allen	6-0	69	11.5	7-19	.368	1-4	.250	1-4	.250	9	5	14	2.3	11	0	1	10	0	5	16	2.7	
01	Moulayna Johnson Sid	12-2	172	14.3	10-34	.294	5-20	.250	4-7	.571	12	19	31	2.6	13	0	7	12	0	3	29	2.4	
44	Sydney Roby	14-1	127	9.1	9-27	.333	0-0	.000	11-22	.500	12	13	25	1.8	28	0	2	11	4	1	29	2.1	
15	Jamir Huston	15-3	205	13.7	11-34	.324	0-0	.000	7-16	.438	22	26	48	3.2	34	0	5	16	1	8	29	1.9	
00	Kenza Salgues	12-0	123	10.3	7-28	.250	7-28	.250	0-0	.000	1	7	8	0.7	6	0	4	7	0	0	21	1.8	
22	Yasmeen Chang	7-0	42	6.0	2-15	.133	1-4	.250	2-2	1.000	0	2	2	0.3	7	0	4	4	0	2	7	1.0	
Team										39		24		63								9	
Total.....		15	3000	290-874		.332	91-343	.265	171-266	.643	192	341	533	35.5	306	5	153	267	42	111	842	56.1	
Opponents.....		15	3000	378-851		.444	100-285	.351	228-294	.776	153	425	578	38.5	247	-	245	233	41	107	1084	72.3	

TEAM STATISTICS

	UM	OPP	Date	Opponent	Score	Att.
SCORING	842	1084	# 11/23/19	at #19/20 DePaul	L	83-89
Points per game	56.1	72.3	^ 11/29/19	#7/5 OREGON STATE	L	53-75
Scoring margin	-16.1	-	12/04/19	#14/16 INDIANA	L	45-58
FIELD GOALS-ATT	290-874	378-851	* 01/02/20	at Georgia Tech	L	54-61
Field goal pct	.332	.444	* 01/05/20	#8 FLORIDA STATE	L	62-73
3 POINT FG-ATT	91-343	100-285	* 01/09/20	#7 LOUISVILLE	L	41-87
3-point FG pct	.265	.351	* 01/16/20	at North Carolina	L	58-78
3-pt FG made per game	6.1	6.7	* 01/19/20	at Notre Dame	L	53-76
FREE THROWS-ATT	171-266	228-294	* 01/26/20	at #14 Florida St.	L	61-79
Free throw pct	.643	.776	* 02/02/20	at Virginia Tech	L	45-69
F-Throws made per game	11.4	15.2	* 02/09/20	DUKE	L	55-74
REBOUNDS	533	578	* 02/13/20	at Virginia	L	64-69
Rebounds per game	35.5	38.5	* 02/20/20	#10 NC STATE	L	48-50
Rebounding margin	-3.0	-	* 02/23/20	at Boston College	L	64-75
ASSISTS	153	245	\$ 03/04/20	vs Clemson	L	56-71
Assists per game	10.2	16.3	* = Conference game			
TURNOVERS	267	233				
Turnovers per game	17.8	15.5				
Turnover margin	-2.3	-				
Assist/turnover ratio	0.6	1.1				
STEALS	111	107				
Steals per game	7.4	7.1				
BLOCKS	42	41				
Blocks per game	2.8	2.7				
ATTENDANCE	7935	25137				
Home games-Avg/Game	6-1322	8-2793				
Neutral site-Avg/Game	-	1-2795				

Score by Periods

	1st	2nd	3rd	4th	Totals
Miami (FL)	208	220	196	218	842
Opponents	237	249	280	318	1084

HOME STATISTICS

RECORD:	OVERALL	HOME	AWAY	NEUTRAL
ALL GAMES	12-6	12-6	0-0	0-0
CONFERENCE	5-4	5-4	0-0	0-0
NON-CONFERENCE	7-2	7-2	0-0	0-0

#	Player	Total					3-Point			F-Throw			Rebounds										
		gp-gs	min	avg	fg-fga	fg%	3fg-fga	3fg%	ft-fa	ft%	off	def	tot	avg	pf	dq	a	to	blk	stl	pts	avg	
32	Beatrice Mompremier	11-10	287	26.1	67-145	.462	4-11	.364	29-42	.690	40	71	111	10.1	25	0	9	31	18	12	167	15.2	
05	Mykea Gray	18-18	504	28.0	78-209	.373	36-96	.375	60-71	.845	6	31	37	2.1	28	0	52	53	1	38	252	14.0	
20	Kelsey Marshall	18-17	473	26.3	66-161	.410	39-105	.371	16-23	.696	3	45	48	2.7	27	0	46	30	6	15	187	10.4	
04	Endia Banks	18-18	534	29.7	53-139	.381	9-39	.231	23-39	.590	21	49	70	3.9	17	0	63	43	1	20	138	7.7	
21	Brianna Jackson	18-8	292	16.2	36-64	.563	1-4	.250	20-31	.645	31	51	82	4.6	48	3	4	19	22	20	93	5.2	
03	Destiny Harden	14-6	218	15.6	25-66	.379	7-26	.269	11-16	.688	13	38	51	3.6	25	0	6	15	7	14	68	4.9	
13	Taylor Mason	17-1	310	18.2	23-73	.315	5-25	.200	16-22	.727	7	29	36	2.1	21	0	18	16	1	12	67	3.9	
15	Jamir Huston	18-9	305	16.9	26-58	.448	1-2	.500	11-30	.367	42	45	87	4.8	39	0	12	19	3	15	64	3.6	
01	Moulayna Johnson Sid	14-1	230	16.4	13-44	.295	7-26	.269	3-9	.333	11	19	30	2.1	6	0	12	11	1	4	36	2.6	
44	Sydney Roby	18-2	163	9.1	14-30	.467	0-0	.000	15-26	.577	11	13	24	1.3	39	1	2	12	13	4	43	2.4	
12	Jacaira Allen	7-0	69	9.9	6-17	.353	1-3	.333	3-6	.500	7	6	13	1.9	7	0	4	6	0	4	16	2.3	
22	Yasmeen Chang	13-0	105	8.1	9-35	.257	1-7	.143	7-11	.636	4	8	12	0.9	17	0	3	10	0	6	26	2.0	
00	Kenza Salgues	16-0	135	8.4	6-34	.176	6-31	.194	3-4	.750	1	5	6	0.4	9	0	7	14	0	0	21	1.3	
Team																	51 49 100					11	
Total.....		18	3625		422-1075	.393	117-375	.312	217-330	.658	248	459	707	39.3	308	4	238	290	73	164	1178	65.4	
Opponents.....		18	3625		416-1068	.390	106-348	.305	184-259	.710	221	450	671	37.3	320	-	251	306	56	113	1122	62.3	

TEAM STATISTICS	UM	OPP	Date	Opponent	Score	Att.
SCORING	1178	1122	11/10/19	JACKSON ST.	w 83-68	917
Points per game	65.4	62.3	11/13/19	NORTH FLORIDA	w 78-55	4017
Scoring margin	+3.1	-	11/17/19	IUPUI	w 74-65	863
FIELD GOALS-ATT	422-1075	416-1068	^ 11/29/19	#7/5 OREGON STATE	L 53-75	1336
Field goal pct	.393	.390	^ 11/30/19	MIAMI (OH)	w 80-62	823
3 POINT FG-ATT	117-375	106-348	12/04/19	#14/16 INDIANA	L 45-58	848
3-pt FG pct	.312	.305	12/17/19	BINGHAMTON	w 79-56	983
3-pt FG made per game	6.5	5.9	& 12/20/19	UNC ASHEVILLE	w 75-46	733
FREE THROWS-ATT	217-330	184-259	12/21/19	WASHINGTON ST.	w 74-68	782
Free throw pct	.658	.710	* 12/29/19	WAKE FOREST	w 59-56	988
F-Throws made per game	12.1	10.2	* 01/05/20	#8 FLORIDA STATE	L 62-73	1984
REBOUNDS	707	671	* 01/09/20	#7 LOUISVILLE	L 41-87	930
Rebounds per game	39.3	37.3	* 01/12/20	SYRACUSE	w 77-62	951
Rebounding margin	+2.0	-	* 01/23/20	CLEMSON	w 68-64	1316
ASSISTS	238	251	* 01/30/20	GEORGIA TECH	Wot 54-49	847
Assists per game	13.2	13.9	* 02/09/20	DUKE	L 55-74	1435
TURNOVERS	290	306	* 02/20/20	#10 NC STATE	L 48-50	1402
Turnovers per game	16.1	17.0	* 03/01/20	PITTSBURGH	w 73-54	1214
Turnover margin	+0.9	-	* = Conference game			
Assist/turnover ratio	0.8	0.8				
STEALS	164	113				
Steals per game	9.1	6.3				
BLOCKS	73	56				
Blocks per game	4.1	3.1				
ATTENDANCE	22369	0				
Home games-Avg/Game	18-1243	0-0				
Neutral site-Avg/Game	-	0-0				

Score by Periods	1st	2nd	3rd	4th	OT	Totals
Miami (FL)	287	282	303	296	10	1178
Opponents	252	254	285	326	5	1122



AWAY STATISTICS

RECORD:	OVERALL	HOME	AWAY	NEUTRAL
ALL GAMES	2-8	0-0	2-8	0-0
CONFERENCE	2-7	0-0	2-7	0-0
NON-CONFERENCE	0-1	0-0	0-1	0-0

##	Player	Total										3-Point		F-Throw		Rebounds		PF		DQ		A		TO		BLK		STL		PTS		AVG	
		gp-gs	min	avg	fg-fga	fg%	3fg-fga	3fg%	ft-fa	ft%	off	def	tot	avg	pf	dq	a	to	blk	stl	pts	avg											
32	Beatrice Mompremier	4-2	97	24.3	27-41	.659	0-1	.000	24-31	.774	9	33	42	10.5	12	0	1	17	1	3	78	19.5											
20	Kelsey Marshall	10-10	303	30.3	47-115	.409	32-83	.386	15-19	.789	2	15	17	1.7	29	2	20	24	1	8	141	14.1											
05	Mykea Gray	10-10	298	29.8	32-102	.314	15-57	.263	23-32	.719	6	29	35	3.5	19	0	31	33	0	21	102	10.2											
13	Taylor Mason	9-0	176	19.6	19-57	.333	9-26	.346	12-19	.632	4	11	15	1.7	10	0	10	12	2	4	59	6.6											
04	Endia Banks	10-10	296	29.6	22-58	.379	7-18	.389	9-13	.692	4	30	34	3.4	19	0	27	25	1	12	60	6.0											
03	Destiny Harden	9-8	167	18.6	19-54	.352	5-13	.385	6-12	.500	18	21	39	4.3	29	1	6	19	2	6	49	5.4											
21	Brianna Jackson	10-8	179	17.9	18-42	.429	0-2	.000	10-17	.588	11	34	45	4.5	28	1	4	8	16	9	46	4.6											
44	Sydney Roby	10-0	83	8.3	10-18	.556	0-0	.000	12-22	.545	11	8	19	1.9	16	0	2	6	4	0	32	3.2											
01	Moulayna Johnson Sid	9-1	136	15.1	6-26	.231	2-13	.154	3-5	.600	6	14	20	2.2	12	0	7	12	0	2	17	1.9											
00	Kenza Salgues	9-0	72	8.0	5-15	.333	5-15	.333	1-2	.500	0	7	7	0.8	1	0	2	4	0	0	16	1.8											
15	Jamir Huston	10-1	138	13.8	8-27	.296	0-0	.000	1-6	.167	12	19	31	3.1	21	0	3	11	1	7	17	1.7											
12	Jacaira Allen	5-0	40	8.0	3-10	.300	0-1	.000	1-2	.500	4	1	5	1.0	8	0	1	7	0	2	7	1.4											
22	Yasmeen Chang	4-0	15	3.8	0-3	.000	0-0	.000	0-0	.000	0	2	2	0.5	2	0	3	2	0	0	0	0.0											
Team																																	
Total.....		10	2000		216-568	.380	75-229	.328	117-180	.650	117	238	355	35.5	206	4	117	186	28	74	624	62.4											
Opponents.....		10	2000		241-577	.418	60-181	.331	165-206	.801	110	253	363	36.3	169	-	149	150	24	75	707	70.7											

TEAM STATISTICS	UM	OPP	Date	Opponent	Score	Att.
SCORING	624	707	# 11/23/19	at #19/20 DePaul	L 83-89	1608
Points per game	62.4	70.7	* 01/02/20	at Georgia Tech	L 54-61	1235
Scoring margin	-8.3	-	* 01/16/20	at North Carolina	L 58-78	1535
FIELD GOALS-ATT	216-568	241-577	* 01/19/20	at Notre Dame	L 53-76	8059
Field goal pct	.380	.418	* 01/26/20	at #14 Florida St.	L 61-79	4569
3 POINT FG-ATT	75-229	60-181	* 02/02/20	at Virginia Tech	L 45-69	1629
3-point FG pct	.328	.331	* 02/13/20	at Virginia	L 64-69	2351
3-pt FG made per game	7.5	6.0	* 02/16/20	at Clemson	w 63-48	1384
FREE THROWS-ATT	117-180	165-206	* 02/23/20	at Boston College	L 64-75	1356
Free throw pct	.650	.801	* 02/27/20	at Wake Forest	w 79-63	833
F-Throws made per game	11.7	16.5				
REBOUNDS	355	363				
Rebounds per game	35.5	36.3				
Rebounding margin	-0.8	-				
ASSISTS	117	149				
Assists per game	11.7	14.9				
TURNOVERS	186	150				
Turnovers per game	18.6	15.0				
Turnover margin	-3.6	-				
Assist/turnover ratio	0.6	1.0				
STEALS	74	75				
Steals per game	7.4	7.5				
BLOCKS	28	24				
Blocks per game	2.8	2.4				
ATTENDANCE	0	24559				
Home games-Avg/Game	0-0	10-2456				
Neutral site-Avg/Game	-	0-0				

Score by Periods	1st	2nd	3rd	4th	Totals
Miami (FL)	164	157	138	165	624
Opponents	144	161	188	214	707

2019-20 SEASON

NEUTRAL SITE STATISTICS

RECORD:	OVERALL	HOME	AWAY	NEUTRAL
ALL GAMES	1-1	0-0	0-0	1-1
CONFERENCE	0-0	0-0	0-0	0-0
NON-CONFERENCE	1-1	0-0	0-0	1-1

#	Player	gp-gs	min	Total			3-Point			F-Throw			Rebounds				pts	avg					
				fg-fga	fg%	3fg-fga	3fg%	ft-fa	ft%	off	def	tot	avg	pf	dq	a			to	blk	stl		
32	Beatrice Mompremier	2-2	60	30.0	16-25	.640	0-1	.000	9-15	.600	5	9	14	7.0	7	0	0	9	5	3	41	20.5	
05	Mykea Gray	2-2	65	32.5	10-32	.313	4-15	.267	4-5	.800	1	2	3	1.5	6	0	7	2	0	5	28	14.0	
04	Endia Banks	2-2	55	27.5	5-10	.500	3-5	.600	2-3	.667	2	8	10	5.0	5	0	7	4	1	1	15	7.5	
20	Kelsey Marshall	2-2	57	28.5	5-23	.217	3-18	.167	0-1	.000	1	2	3	1.5	5	0	6	5	1	4	13	6.5	
13	Taylor Mason	2-0	42	21.0	2-11	.182	0-2	.000	3-3	1.000	2	2	4	2.0	2	0	2	6	0	1	7	3.5	
21	Brianna Jackson	2-0	32	16.0	2-6	.333	0-0	.000	3-4	.750	4	5	9	4.5	7	0	2	0	1	1	7	3.5	
44	Sydnee Roby	1-0	9	9.0	0-1	.000	0-0	.000	3-6	.500	2	2	4	4.0	4	0	0	1	1	0	3	3.0	
03	Destiny Harden	2-1	26	13.0	2-7	.286	0-2	.000	1-3	.333	4	4	8	4.0	4	0	3	5	0	2	5	2.5	
01	Moulayna Johnson Sid	2-1	32	16.0	1-7	.143	1-5	.200	2-2	1.000	5	3	8	4.0	1	0	1	1	0	3	5	2.5	
15	Jamir Huston	2-0	15	7.5	0-1	.000	0-1	.000	0-0	.000	3	0	3	1.5	4	0	0	3	2	0	0	0.0	
22	Yasmeen Chang	1-0	7	7.0	0-2	.000	0-0	.000	0-0	.000	1	1	2	2.0	0	0	1	0	1	3	0	0.0	
Team																							
Total.....		2	400	43-125		.344	11-49	.224	27-42	.643	37	41	78	39.0	45	0	29	38	12	23	124	62.0	
Opponents.....		2	400	50-107		.467	9-27	.333	29-39	.744	20	50	70	35.0	45	-	27	41	4	7	138	69.0	

TEAM STATISTICS

	UM	OPP
SCORING	124	138
Points per game	62.0	69.0
Scoring margin	-7.0	-
FIELD GOALS-ATT	43-125	50-107
Field goal pct	.344	.467
3 POINT FG-ATT	11-49	9-27
3-point FG pct	.224	.333
3-pt FG made per game	5.5	4.5
FREE THROWS-ATT	27-42	29-39
Free throw pct	.643	.744
F-Throws made per game	13.5	14.5
REBOUNDS	78	70
Rebounds per game	39.0	35.0
Rebounding margin	+4.0	-
ASSISTS	29	27
Assists per game	14.5	13.5
TURNOVERS	38	41
Turnovers per game	19.0	20.5
Turnover margin	+1.5	-
Assist/turnover ratio	0.8	0.7
STEALS	23	7
Steals per game	11.5	3.5
BLOCKS	12	4
Blocks per game	6.0	2.0
ATTENDANCE	0	5857
Home games-Avg/Game	0-0	0-0
Neutral site-Avg/Game	-	2-2928

Date	Opponent	Score	Att.
# 11/22/19	vs N.C. A&T	w 68-67	3062
\$ 03/04/20	vs Clemson	L 56-71	2795

* = Conference game

Score by Periods	1st	2nd	3rd	4th	Totals
Miami (FL)	25	33	30	36	124
Opponents	43	19	41	35	138

TEAM GAME-BY-GAME COMPARISON

Opponent	1st	2nd	Score	Mar	Total FG	FG Pct	3-Pointers	3FG Pct	Free Throws	FT Pct	Rebounds	Assist	T/Over	Block	Steal	Fouls
JACKSON ST.	42/23	41/45	83-88	+15	29-58/25-73	.500/342	11-24/2-13	458/154	14-30/16-27	.467/593	44/44	19/12	27/22	8/4	11/9	23/25
NORTH FLORIDA	34/26	44/29	78-55	+23	30-61/19-57	492/333	9-25/6-26	360/231	9-17/11-11	.529/1000	40/31	16/13	11/18	4/2	11/6	16/19
IUPUI	37/25	37/40	74-85	+9	25-56/26-52	446/300	5-15/8-19	333/421	19-22/25-26	.864/833	32/26	14/15	18/23	2/0	15/5	16/24
N.C. A&T	25/25	43/42	68-67	+1	23-62/23-64	371/426	7-24/2-11	682/731	15-22/19-25	.682/731	40/35	14/14	24/23	10/3	15/6	27/23
#19/20 DePaul	41/41	42/48	83-89	(6)	27-56/28-77	482/364	6-17/17-48	353/354	23-33/16-17	.697/941	50/32	14/20	23/10	1/2	4/11	19/24
#7/15 OREGON STATE	28/36	25/39	53-75	(2)	19-54/28-57	352/491	3-20/12-33	150/364	12-17/17-11	.706/636	30/36	9/19	16/16	1/2	7/2	18/17
MIAMI (OH)	43/27	37/35	80-82	+18	32-60/22-72	533/306	6-19/4-19	316/211	10-17/14-15	.588/833	52/29	20/15	24/10	1/4	5/12	15/21
#4/16 INDIANA	25/31	20/27	45-58	(13)	13-60/21-56	217/375	4-18/5-17	222/294	15-22/11-14	.682/786	46/39	4/13	18/13	4/7	5/9	19/18
BINGHAMTON	38/23	41/33	79-56	+23	32-78/22-62	410/355	6-21/7-24	286/292	9-11/5-6	.818/833	58/30	16/17	16/16	2/3	9/2	18/16
UNC A SHEVILLE	45/9	30/37	75-46	+29	27-58/14-55	466/255	8-22/4-15	364/267	13-17/14-22	.765/636	39/39	18/5	7/13	6/1	7/4	25/18
WASHINGTON ST.	32/35	42/33	74-68	+6	26-61/28-64	426/438	4-12/8-20	333/400	18-23/4-7	.720/571	43/31	8/14	12/13	5/3	8/6	10/21
WAKE FOREST	28/22	31/34	59-56	+3	25-58/22-62	431/355	6-16/3-16	375/188	3-9/9-13	.333/692	41/35	15/9	17/14	8/1	6/7	14/15
Georgia Tech	32/20	22/41	54-61	(7)	19-52/23-56	365/411	6-23/2-12	261/167	10-13/13-20	.769/650	32/39	11/11	18/13	2/1	8/8	16/11
#6 FLORIDA STATE	26/39	36/34	62-73	(11)	24-64/23-44	375/523	7-20/7-12	350/583	7-17/20-29	.412/690	36/33	11/14	21/21	1/2	13/10	24/13
#7 LOUISVILLE	16/37	25/50	41-87	(46)	13-64/35-63	203/556	4-27/7-18	148/389	11-19/10-12	.579/833	33/49	5/25	11/11	6/6	3/7	16/17
SYRACUSE	35/31	42/31	77-62	+15	27-52/24-60	519/400	8-20/6-19	400/316	15-20/8-15	.750/533	33/34	1/6	18/20	6/4	16/7	16/17
North Carolina	38/37	20/41	58-78	(20)	19-56/25-68	339/431	6-26/5-14	231/357	14-18/23-28	.778/821	34/37	9/18	19/10	4/1	5/10	22/13
CLEMSON	38/24	30/40	68-64	+4	24-61/23-59	383/390	8-27/5-19	296/263	5-5/9-11	1000/818	33/42	10/23	16/16	4/2	8/7	16/10
Notre Dame	27/28	26/48	53-76	(23)	22-66/30-60	333/500	4-23/7-10	174/700	5-5/9-11	1000/818	33/42	10/23	16/16	4/2	8/7	16/10
#14 Florida St.	26/40	35/39	61-79	(18)	24-65/24-45	369/533	6-25/7-19	240/368	7-14/24-31	.500/774	27/39	12/17	10/17	5/2	10/4	27/16
Georgia Tech	14/32	30/12	54-49	+5	17-52/20-66	327/303	3-14/4-20	214/200	11-23/15-6	.773/833	36/47	11/13	19/23	5/1	12/5	10/17
Virginia Tech	16/24	29/45	45-69	(24)	14-61/21-51	230/412	6-23/8-20	261/400	10-15/12-16	.667/750	42/38	10/13	21/20	2/2	9/10	23/20
DUKE	29/43	26/31	55-74	(19)	19-55/27-54	345/500	7-23/8-20	304/400	10-15/12-16	.667/750	31/37	10/21	21/18	0/5	8/9	20/14
Virginia	42/24	22/45	64-69	(5)	21-49/22-55	429/400	13-29/3-8	448/375	9-13/22-24	.692/917	27/33	6/19	24/17	4/4	7/9	22/17
Clemson	38/27	25/21	63-48	+15	20-52/18-48	385/375	13-27/4-13	481/308	10-18/8-13	.556/615	32/35	3/12	19/23	3/6	10/5	19/17
#10 NC STATE	22/22	26/28	48-50	(2)	16-55/19-55	291/345	8-25/4-10	320/211	8-12/8-13	.667/615	33/45	12/14	13/20	4/3	11/4	15/12
Boston College	27/27	37/48	64-75	(11)	20-54/25-67	370/373	7-19/1-19	368/053	17-25/24-32	.680/750	41/44	3/15	22/13	2/1	5/6	31/23
Wake Forest	34/37	45/26	79-63	+16	30-57/25-60	526/417	8-17/6-18	471/333	11-18/7-7	.611/1000	37/24	18/13	14/11	1/3	8/5	11/18
PITTSBURGH	37/21	36/33	73-54	+19	24-68/18-57	353/316	10-27/6-19	1760/416	15-20/12-17	.750/706	49/39	15/9	11/17	6/5	8/5	15/18
Clemson	33/37	23/34	56-71	(15)	20-63/27-53	317/509	4-25/7-16	360/438	12-20/10-13	.600/769	38/35	15/13	14/18	2/1	8/1	18/22

Note: Game totals are displayed in the format TEAM/OPPONENT for each category

TEAM GAME-BY-GAME

Opponent	Date	Score	W	Total		3-Pointers		Free throws		Rebounds								pts	avg	
				fg-fga	pct	3fg-fga	pct	ft-fia	pct	off	def	tot	avg	pf	a	t/o	blk			stl
JACKSON ST.	11/10/19	83-68	W	29-58	500	11-24	.458	14-30	467	16	28	44	44.0	23	19	27	8	11	83	83.0
NORTH FLORIDA	11/13/19	78-55	W	30-61	492	9-25	.360	9-17	529	12	28	40	42.0	16	16	11	4	11	78	80.5
IUPUI	11/17/19	74-65	W	25-56	446	5-15	.333	19-22	864	11	21	32	38.7	16	14	18	2	15	74	78.3
vs N.C. A&T	11/22/19	68-67	W	23-62	371	7-24	.292	15-22	682	20	20	40	39.0	27	14	24	10	15	68	75.8
at #19/20 DePaul	11/23/19	83-89	L	27-56	482	6-17	.353	23-33	697	15	35	50	41.2	19	14	23	1	4	83	77.2
#7/5 OREGON STATE	11/29/19	53-75	L	19-54	352	3-20	.150	12-17	706	9	21	30	39.3	18	9	16	1	7	53	73.2
MIAMI (OH)	11/30/19	80-62	W	32-60	533	6-19	.316	10-17	588	13	39	52	41.1	15	20	24	1	5	80	74.1
#14/16 INDIANA	12/04/19	45-58	L	13-60	217	4-18	.222	15-22	682	19	27	46	41.8	19	4	18	4	5	45	70.5
BINGHAMTON	12/17/19	79-56	W	32-78	410	6-21	.286	9-11	818	22	36	58	43.6	18	16	16	2	9	79	71.4
UNC ASHEVILLE	12/20/19	75-46	W	27-58	466	8-22	.364	13-17	765	12	27	39	43.1	25	18	7	6	7	75	71.8
WASHINGTON ST.	12/21/19	74-68	W	26-61	426	4-12	.333	18-25	720	13	30	43	43.1	10	8	12	5	8	74	72.0
WAKE FOREST	12/29/19	59-56	W	25-58	431	6-16	.375	3-9	333	14	27	41	42.9	14	15	17	8	6	59	70.9
at Georgia Tech	01/02/20	54-61	L	19-52	365	6-23	.261	10-13	769	7	25	32	42.1	16	11	18	2	8	54	69.6
#8 FLORIDA STATE	01/05/20	62-73	L	24-64	375	7-20	.350	7-17	412	20	16	36	41.6	24	11	21	1	13	62	69.1
#7 LOUISVILLE	01/09/20	41-87	L	13-64	203	4-27	.148	11-19	579	16	17	33	41.1	16	5	11	6	3	41	67.2
SYRACUSE	01/12/20	77-62	W	27-52	519	8-20	.400	15-20	750	12	21	33	40.6	16	16	18	6	16	77	67.8
at North Carolina	01/16/20	58-78	L	19-56	339	6-26	.231	14-18	778	12	22	34	40.2	22	9	19	4	5	58	67.2
at Notre Dame	01/19/20	53-76	L	22-66	333	4-23	.174	5-5	1,000	13	20	33	39.8	16	10	16	4	8	53	66.4
CLEMSON	01/23/20	68-64	W	24-61	393	8-27	.296	12-18	667	14	17	31	39.3	18	18	10	4	9	68	66.5
at #14 Florida St.	01/26/20	61-79	L	24-65	369	6-25	.240	7-14	500	9	18	27	38.7	27	12	10	5	10	61	66.2
GEORGIA TECH	01/30/20	54-49	Wot	17-52	327	3-14	.214	17-22	773	9	27	36	38.6	10	12	19	5	12	54	65.7
at Virginia Tech	02/02/20	45-69	L	14-61	230	6-23	.261	11-23	478	22	20	42	38.7	23	10	21	2	9	45	64.7
DUKE	02/09/20	55-74	L	19-55	345	7-23	.304	10-15	667	9	22	31	38.4	20	10	21	0	8	55	64.3
at Virginia	02/13/20	64-69	L	21-49	429	13-29	.448	9-13	692	4	23	27	37.9	22	14	24	4	7	64	64.3
at Clemson	02/16/20	63-48	W	20-52	385	13-27	.481	10-18	556	11	21	32	37.7	19	12	19	3	10	63	64.2
#10 NC STATE	02/20/20	48-50	L	16-55	291	8-25	.320	8-12	667	8	25	33	37.5	15	12	13	4	11	48	63.6
at Boston College	02/23/20	64-75	L	20-54	370	7-19	.368	17-25	680	12	29	41	37.6	31	7	22	2	5	64	63.6
at Wake Forest	02/27/20	79-63	W	30-57	526	8-17	.471	11-18	611	12	25	37	37.6	11	18	14	1	8	79	64.2
PITTSBURGH	03/01/20	73-54	W	24-68	353	10-27	.370	15-20	750	19	30	49	38.0	15	15	11	6	8	73	64.5
vs Clemson	03/04/20	56-71	L	20-63	317	4-25	.160	12-20	600	17	21	38	38.0	18	15	14	2	8	56	64.2
Miami (FL)		1926		681-1768	385	203-653	.311	361-552	654	402	738	1140	38.0	559	384	514	113	261	1926	64.2
Opponents		1967		707-1752	404	175-556	.315	378-504	750	351	753	1104	36.8	534	427	497	84	195	1967	65.6

Games played: 30
Points/game: 64.2
FG Pct: 38.5
3FG Pct: 31.1
FT Pct: 65.4

Rebounds/game: 38.0
Assists/game: 12.8
Turnovers/game: 17.1
Assist/turnover ratio: 0.7
Steals/game: 8.7
Blocks/game: 3.8



OPPONENT GAME-BY-GAME

Opponent	Date	Score	W	Total		3-Pointers		Free throws		Rebounds										
				fg-fga	pct	3fg-fga	pct	ft-fa	pct	off	def	tot	avg	pf	a	t/o	blk	stl	pts	avg
JACKSON ST.	11/10/19	83-68	W	25-73	.342	2-13	.154	16-27	.593	24	20	44	44.0	25	12	22	4	9	68	68.0
NORTH FLORIDA	11/13/19	78-55	W	19-57	.333	6-26	.231	11-11	1.000	8	23	31	37.5	19	13	18	2	6	55	61.5
IUPUI	11/17/19	74-65	W	26-52	.500	8-19	.421	5-6	.833	6	20	26	33.7	24	15	23	0	5	65	62.7
vs N.C. A&T	11/22/19	68-67	W	23-54	.426	2-11	.182	19-26	.731	13	22	35	34.0	23	14	23	3	6	67	63.8
at #19/20 DePaul	11/23/19	83-89	L	28-77	.364	17-48	.354	16-17	.941	15	17	32	33.6	24	20	10	2	11	89	68.8
#7/5 OREGON STATE	11/29/19	53-75	L	28-57	.491	12-33	.364	7-11	.636	8	28	36	34.0	17	19	16	2	2	75	69.8
MIAMI (OH)	11/30/19	80-62	W	22-72	.306	4-19	.211	14-15	.933	11	18	29	33.3	21	15	10	4	12	62	68.7
#14/16 INDIANA	12/04/19	45-58	L	21-56	.375	5-17	.294	11-14	.786	8	31	39	34.0	18	13	13	7	9	58	67.4
BINGHAMTON	12/17/19	79-56	W	22-62	.355	7-24	.292	5-6	.833	5	25	30	33.6	16	17	16	3	2	56	66.1
UNC ASHEVILLE	12/20/19	75-46	W	14-55	.255	4-15	.267	14-22	.636	18	21	39	34.1	18	5	13	1	4	46	64.1
WASHINGTON ST.	12/21/19	74-68	W	28-64	.438	8-20	.400	4-7	.571	8	23	31	33.8	21	14	13	3	6	68	64.5
WAKE FOREST	12/29/19	59-56	W	22-62	.355	3-16	.188	9-13	.692	14	21	35	33.9	15	9	14	1	7	56	63.8
at Georgia Tech	01/02/20	54-61	L	23-56	.411	2-12	.167	13-20	.650	12	27	39	34.3	11	11	13	1	8	61	63.5
#8 FLORIDA STATE	01/05/20	62-73	L	23-44	.523	7-12	.583	20-29	.690	7	26	33	34.2	13	14	21	2	10	73	64.2
#7 LOUISVILLE	01/09/20	41-87	L	35-63	.556	7-18	.389	10-12	.833	12	37	49	35.2	17	25	11	6	7	87	65.7
SYRACUSE	01/12/20	77-62	W	24-60	.400	6-19	.316	8-15	.533	18	16	34	35.1	17	8	20	4	7	62	65.5
at North Carolina	01/16/20	58-78	L	25-58	.431	5-14	.357	23-28	.821	11	26	37	35.2	13	18	10	1	10	78	66.2
at Notre Dame	01/19/20	53-76	L	30-60	.500	7-10	.700	9-11	.818	11	31	42	35.6	10	23	16	2	7	76	66.8
CLEMSON	01/23/20	68-64	W	23-59	.390	5-19	.263	13-19	.684	22	25	47	36.2	18	15	18	3	4	64	66.6
at #14 Florida St.	01/26/20	61-79	L	24-45	.533	7-19	.368	24-31	.774	6	33	39	36.3	16	17	17	2	4	79	67.2
GEORGIA TECH	01/30/20	54-49	Wot	20-66	.303	4-20	.200	5-6	.833	19	28	47	36.9	17	13	23	1	5	49	66.4
at Virginia Tech	02/02/20	45-69	L	21-51	.412	8-20	.400	19-23	.826	10	28	38	36.9	20	13	20	2	10	69	66.5
DUKE	02/09/20	55-74	L	27-54	.500	8-20	.400	12-16	.750	7	30	37	36.9	14	21	18	5	9	74	66.8
at Virginia	02/13/20	64-69	L	22-55	.400	3-8	.375	22-24	.917	10	23	33	36.8	17	9	17	4	9	69	66.9
at Clemson	02/16/20	63-48	W	18-48	.375	4-13	.308	8-13	.615	11	24	35	36.7	17	10	23	6	5	48	66.2
#10 NC STATE	02/20/20	48-50	L	19-55	.345	4-19	.211	8-13	.615	13	32	45	37.0	12	14	20	3	4	50	65.5
at Boston College	02/23/20	64-75	L	25-67	.373	1-19	.053	24-32	.750	16	28	44	37.3	23	15	13	1	6	75	65.9
at Wake Forest	02/27/20	79-63	W	25-60	.417	6-18	.333	7-7	1.000	8	16	24	36.8	18	13	11	3	5	63	65.8
PITTSBURGH	03/01/20	73-54	W	18-57	.316	6-19	.316	12-17	.706	13	26	39	36.9	18	9	17	5	5	54	65.4
vs Clemson	03/04/20	56-71	L	27-53	.509	7-16	.438	10-13	.769	7	28	35	36.8	22	13	18	1	1	71	65.6
Opponents		1967		707-1752	.404	175-556	.315	378-504	.750	351	753	1104	36.8	534	427	497	84	195	1967	65.6
Miami (FL)		1926		681-1768	.385	203-653	.311	361-552	.654	402	738	1140	38.0	659	384	514	113	261	1926	64.2

Games played: 30
Points/game: 65.6
FG Pct: 40.4
3FG Pct: 31.5
FT Pct: 75.0

Rebounds/game: 36.8
Assists/game: 14.2
Turnovers/game: 16.6
Assist/turnover ratio: 0.9
Steals/game: 6.5
Blocks/game: 2.8

2019-20 SEASON



TEAM GAME HIGHS

POINTS	83	at #19/20 DePaul (11/23/19)
	83	JACKSON ST. (11/10/19)
	80	MIAMI (OH) (11/30/19)
	79	at Wake Forest (02/27/20)
	79	BINGHAMTON (12/17/19)
FIELD GOALS MADE	32	BINGHAMTON (12/17/19)
	32	MIAMI (OH) (11/30/19)
FIELD GOAL ATTEMPTS	78	BINGHAMTON (12/17/19)
	68	PITTSBURGH (03/01/20)
FIELD GOAL PERCENTAGE	.533 (32-60)	MIAMI (OH) (11/30/19)
	.526 (30-57)	at Wake Forest (02/27/20)
3 PT FIELD GOALS MADE	13	at Clemson (02/16/20)
	13	at Virginia (02/13/20)
3 PT FG ATTEMPTS	29	at Virginia (02/13/20)
	27	PITTSBURGH (03/01/20)
	27	at Clemson (02/16/20)
	27	CLEMSON (01/23/20)
	27	#7 LOUISVILLE (01/09/20)
3 PT FG PERCENTAGE	.481 (13-27)	at Clemson (02/16/20)
	.471 (8-17)	at Wake Forest (02/27/20)
FREE THROWS MADE	23	at #19/20 DePaul (11/23/19)
	19	IUPUI (11/17/19)
FREE THROW ATTEMPTS	33	at #19/20 DePaul (11/23/19)
	30	JACKSON ST. (11/10/19)
FREE THROW PERCENTAGE	1.000 (5-5)	at Notre Dame (01/19/20)
	.864 (19-22)	IUPUI (11/17/19)
REBOUNDS	58	BINGHAMTON (12/17/19)
	52	MIAMI (OH) (11/30/19)
ASSISTS	20	MIAMI (OH) (11/30/19)
	19	JACKSON ST. (11/10/19)
STEALS	16	SYRACUSE (01/12/20)
	15	vs N.C. A&T (11/22/19)
	15	IUPUI (11/17/19)
BLOCKED SHOTS	10	vs N.C. A&T (11/22/19)
	8	WAKE FOREST (12/29/19)
	8	JACKSON ST. (11/10/19)
TURNOVERS	27	JACKSON ST. (11/10/19)
	24	at Virginia (02/13/20)
	24	MIAMI (OH) (11/30/19)
	24	vs N.C. A&T (11/22/19)
FOULS	31	at Boston College (02/23/20)
	27	at #14 Florida St. (01/26/20)
	27	vs N.C. A&T (11/22/19)

2019-20 SEASON



TEAM GAME LOWS

POINTS	41	#7 LOUISVILLE (01/09/20)
	45	#14/16 INDIANA (12/04/19)
	45	at Virginia Tech (02/02/20)
	48	#10 NC STATE (02/20/20)
	53	#7/5 OREGON STATE (11/29/19)
	53	at Notre Dame (01/19/20)
FIELD GOALS MADE	13	#14/16 INDIANA (12/04/19)
	13	#7 LOUISVILLE (01/09/20)
FIELD GOAL ATTEMPTS	49	at Virginia (02/13/20)
	52	at Georgia Tech (01/02/20)
	52	SYRACUSE (01/12/20)
	52	GEORGIA TECH (01/30/20)
	52	at Clemson (02/16/20)
FIELD GOAL PERCENTAGE	.203 (13-64)	#7 LOUISVILLE (01/09/20)
	.217 (13-60)	#14/16 INDIANA (12/04/19)
3 PT FIELD GOALS MADE	3	#7/5 OREGON STATE (11/29/19)
	3	GEORGIA TECH (01/30/20)
3 PT FG ATTEMPTS	12	WASHINGTON ST. (12/21/19)
	14	GEORGIA TECH (01/30/20)
3 PT FG PERCENTAGE	.148 (4-27)	#7 LOUISVILLE (01/09/20)
	.150 (3-20)	#7/5 OREGON STATE (11/29/19)
FREE THROWS MADE	3	WAKE FOREST (12/29/19)
	5	at Notre Dame (01/19/20)
FREE THROW ATTEMPTS	5	at Notre Dame (01/19/20)
	9	WAKE FOREST (12/29/19)
FREE THROW PERCENTAGE	.333 (3-9)	WAKE FOREST (12/29/19)
	.412 (7-17)	#8 FLORIDA STATE (01/05/20)
REBOUNDS	27	at #14 Florida St. (01/26/20)
	27	at Virginia (02/13/20)
ASSISTS	4	#14/16 INDIANA (12/04/19)
	5	#7 LOUISVILLE (01/09/20)
STEALS	3	#7 LOUISVILLE (01/09/20)
	4	at #19/20 DePaul (11/23/19)
BLOCKED SHOTS	0	DUKE (02/09/20)
	1	at #19/20 DePaul (11/23/19)
	1	#7/5 OREGON STATE (11/29/19)
	1	MIAMI (OH) (11/30/19)
	1	#8 FLORIDA STATE (01/05/20)
	1	at Wake Forest (02/27/20)
TURNOVERS	7	UNC ASHEVILLE (12/20/19)
	10	CLEMSON (01/23/20)
	10	at #14 Florida St. (01/26/20)
FOULS	10	WASHINGTON ST. (12/21/19)
	10	GEORGIA TECH (01/30/20)

2019-20 SEASON



OPPONENT GAME HIGHS

POINTS	89	at #19/20 DePaul (11/23/19)
	87	#7 LOUISVILLE (01/09/20)
	79	at #14 Florida St. (01/26/20)
	78	at North Carolina (01/16/20)
	76	at Notre Dame (01/19/20)
FIELD GOALS MADE	35	#7 LOUISVILLE (01/09/20)
	30	at Notre Dame (01/19/20)
FIELD GOAL ATTEMPTS	77	at #19/20 DePaul (11/23/19)
	73	JACKSON ST. (11/10/19)
FIELD GOAL PERCENTAGE	.556 (35-63)	#7 LOUISVILLE (01/09/20)
	.533 (24-45)	at #14 Florida St. (01/26/20)
3 PT FIELD GOALS MADE	17	at #19/20 DePaul (11/23/19)
	12	#7/5 OREGON STATE (11/29/19)
3 PT FG ATTEMPTS	48	at #19/20 DePaul (11/23/19)
	33	#7/5 OREGON STATE (11/29/19)
3 PT FG PERCENTAGE	.700 (7-10)	at Notre Dame (01/19/20)
	.583 (7-12)	#8 FLORIDA STATE (01/05/20)
FREE THROWS MADE	24	at Boston College (02/23/20)
	24	at #14 Florida St. (01/26/20)
FREE THROW ATTEMPTS	32	at Boston College (02/23/20)
	31	at #14 Florida St. (01/26/20)
FREE THROW PERCENTAGE	1.000 (11-11)	NORTH FLORIDA (11/13/19)
	1.000 (7-7)	at Wake Forest (02/27/20)
REBOUNDS	49	#7 LOUISVILLE (01/09/20)
	47	GEORGIA TECH (01/30/20)
	47	CLEMSON (01/23/20)
ASSISTS	25	#7 LOUISVILLE (01/09/20)
	23	at Notre Dame (01/19/20)
STEALS	12	MIAMI (OH) (11/30/19)
	11	at #19/20 DePaul (11/23/19)
BLOCKED SHOTS	7	#14/16 INDIANA (12/04/19)
	6	at Clemson (02/16/20)
	6	#7 LOUISVILLE (01/09/20)
TURNOVERS	23	at Clemson (02/16/20)
	23	GEORGIA TECH (01/30/20)
	23	vs N.C. A&T (11/22/19)
	23	IUPUI (11/17/19)
FOULS	25	JACKSON ST. (11/10/19)
	24	at #19/20 DePaul (11/23/19)
	24	IUPUI (11/17/19)



OPPONENT GAME LOWS

POINTS	46	UNC ASHEVILLE (12/20/19)
	48	at Clemson (02/16/20)
	49	GEORGIA TECH (01/30/20)
	50	#10 NC STATE (02/20/20)
	54	PITTSBURGH (03/01/20)
FIELD GOALS MADE	14	UNC ASHEVILLE (12/20/19)
	18	at Clemson (02/16/20)
	18	PITTSBURGH (03/01/20)
FIELD GOAL ATTEMPTS	44	#8 FLORIDA STATE (01/05/20)
	45	at #14 Florida St. (01/26/20)
FIELD GOAL PERCENTAGE	.255 (14-55)	UNC ASHEVILLE (12/20/19)
	.303 (20-66)	GEORGIA TECH (01/30/20)
3 PT FIELD GOALS MADE	1	at Boston College (02/23/20)
	2	JACKSON ST. (11/10/19)
	2	vs N.C. A&T (11/22/19)
	2	at Georgia Tech (01/02/20)
	8	at Virginia (02/13/20)
3 PT FG ATTEMPTS	10	at Notre Dame (01/19/20)
	10	at Boston College (02/23/20)
3 PT FG PERCENTAGE	.053 (1-19)	JACKSON ST. (11/10/19)
	.154 (2-13)	WASHINGTON ST. (12/21/19)
FREE THROWS MADE	4	WASHINGTON ST. (12/21/19)
	5	IUPUI (11/17/19)
	5	BINGHAMTON (12/17/19)
	5	GEORGIA TECH (01/30/20)
	6	IUPUI (11/17/19)
FREE THROW ATTEMPTS	6	BINGHAMTON (12/17/19)
	6	GEORGIA TECH (01/30/20)
	6	GEORGIA TECH (01/30/20)
FREE THROW PERCENTAGE	.533 (8-15)	SYRACUSE (01/12/20)
	.571 (4-7)	WASHINGTON ST. (12/21/19)
REBOUNDS	24	at Wake Forest (02/27/20)
	26	IUPUI (11/17/19)
ASSISTS	5	UNC ASHEVILLE (12/20/19)
STEALS	8	SYRACUSE (01/12/20)
	1	vs Clemson (03/04/20)
BLOCKED SHOTS	2	#7/5 OREGON STATE (11/29/19)
	2	BINGHAMTON (12/17/19)
	0	IUPUI (11/17/19)
	1	UNC ASHEVILLE (12/20/19)
	1	WAKE FOREST (12/29/19)
	1	at Georgia Tech (01/02/20)
	1	at North Carolina (01/16/20)
1	GEORGIA TECH (01/30/20)	
TURNOVERS	1	at Boston College (02/23/20)
	1	vs Clemson (03/04/20)
	10	at #19/20 DePaul (11/23/19)
	10	MIAMI (OH) (11/30/19)
	10	at North Carolina (01/16/20)
FOULS	10	at Notre Dame (01/19/20)
	11	at Georgia Tech (01/02/20)

PLAYER GAME-BY-GAME HIGHS

Opponent	Date	Score	Points	Rebounds	Assists	Steals	Blocked shots
JACKSON ST.	11/10/19	83-68	18-Kelsey Marshall	11-Beatrice Mompremi	6-Endia Banks	3-Endia Banks	4-Brianna Jackson
NORTH FLORIDA	11/13/19	78-55	16-Kelsey Marshall Beatrice Mompremi	6-Brianna Jackson	5-Endia Banks	3-Beatrice Mompremi	2-Brianna Jackson
IUPUI	11/17/19	74-65	23-Endia Banks	11-Beatrice Mompremi	4-Endia Banks Kelsey Marshall	5-Endia Banks	2-Beatrice Mompremi
vs N.C. A&T	11/22/19	68-67	19-Mykea Gray	8-Beatrice Mompremi	6-Endia Banks	5-Mykea Gray	4-Beatrice Mompremi
at #19/20 DePaul	11/23/19	83-89	31-Beatrice Mompremi	18-Beatrice Mompremi	4-Moulayna Johnson	3-Endia Banks	1-Brianna Jackson
#7/5 OREGON STATE	11/29/19	53-75	13-Beatrice Mompremi	7-Beatrice Mompremi	2-Kelsey Marshall Mykea Gray	2-Taylor Mason Brianna Jackson	1-Beatrice Mompremi
MIAMI (OH)	11/30/19	80-62	13-Beatrice Mompremi	13-Jamir Huston	5-Kelsey Marshall	2-Beatrice Mompremi	1-Taylor Mason
#14/16 INDIANA	12/04/19	45-58	13-Endia Banks	8-Jamir Huston	1-Beatrice Mompremi Jamir Huston Kelsey Marshall Moulayna Johnson	1-Jamir Huston Endia Banks Mykea Gray Yasmeen Chang	3-Beatrice Mompremi
BINGHAMTON	12/17/19	79-56	18-Beatrice Mompremi	16-Beatrice Mompremi	5-Mykea Gray	3-Jamir Huston Mykea Gray	2-Beatrice Mompremi
UNC ASHEVILLE	12/20/19	75-46	17-Beatrice Mompremi	12-Beatrice Mompremi	3-Endia Banks Jacaira Allen	3-Destiny Harden	3-Sydnee Roby
WASHINGTON ST.	12/21/19	74-68	18-Kelsey Marshall	19-Beatrice Mompremi	2-Kelsey Marshall Mykea Gray Taylor Mason	3-Taylor Mason	5-Beatrice Mompremi
WAKE FOREST	12/29/19	59-56	17-Mykea Gray	12-Beatrice Mompremi	4-Mykea Gray	3-Mykea Gray	3-Sydnee Roby
at Georgia Tech	01/02/20	54-61	14-Kelsey Marshall	8-Beatrice Mompremi	4-Mykea Gray	4-Mykea Gray	1-Brianna Jackson Beatrice Mompremi
#8 FLORIDA STATE	01/05/20	62-73	21-Mykea Gray	10-Brianna Jackson	4-Endia Banks	3-Brianna Jackson Kelsey Marshall	1-Sydnee Roby
#7 LOUISVILLE	01/09/20	41-87	13-Brianna Jackson	6-Brianna Jackson	2-Kelsey Marshall Endia Banks	1-Kelsey Marshall Mykea Gray Jacaira Allen	4-Brianna Jackson
SYRACUSE	01/12/20	77-62	20-Mykea Gray	6-Destiny Harden	4-Kelsey Marshall Endia Banks	4-Mykea Gray	3-Brianna Jackson
at North Carolina	01/16/20	58-78	21-Mykea Gray	6-Destiny Harden Mykea Gray Brianna Jackson	5-Mykea Gray	2-Kelsey Marshall	2-Sydnee Roby Brianna Jackson
at Notre Dame	01/19/20	53-76	16-Mykea Gray	8-Destiny Harden	3-Kelsey Marshall	4-Mykea Gray	2-Destiny Harden
CLEMSON	01/23/20	68-64	22-Kelsey Marshall	7-Destiny Harden	6-Endia Banks Mykea Gray	3-Mykea Gray	2-Destiny Harden
at #14 Florida St.	01/26/20	61-79	21-Kelsey Marshall	6-Destiny Harden	4-Endia Banks	6-Mykea Gray	5-Brianna Jackson
GEORGIA TECH	01/30/20	54-49	16-Mykea Gray	10-Jamir Huston	3-Kelsey Marshall Jamir Huston	5-Mykea Gray	3-Brianna Jackson
at Virginia Tech	02/02/20	45-69	13-Destiny Harden	9-Brianna Jackson	3-Yasmeen Chang	4-Jamir Huston	2-Brianna Jackson
DUKE	02/09/20	55-74	27-Mykea Gray	5-Sydnee Roby Destiny Harden	4-Endia Banks	5-Mykea Gray	None
at Virginia	02/13/20	64-69	25-Kelsey Marshall	5-Brianna Jackson	4-Mykea Gray Kelsey Marshall	3-Brianna Jackson	1-Kelsey Marshall Jamir Huston Sydnee Roby Brianna Jackson
at Clemson	02/16/20	63-48	17-Mykea Gray	7-Brianna Jackson	4-Mykea Gray	3-Endia Banks Brianna Jackson	2-Brianna Jackson
#10 NC STATE	02/20/20	48-50	15-Destiny Harden	7-Brianna Jackson Destiny Harden	5-Endia Banks	4-Brianna Jackson	3-Brianna Jackson
at Boston College	02/23/20	64-75	15-Taylor Mason	6-Beatrice Mompremi	3-Endia Banks	2-Kelsey Marshall	1-Taylor Mason

2019-20 SEASON



PLAYER GAME-BY-GAME HIGHS

Opponent	Date	Score	Points	Rebounds	Assists	Steals	Blocked shots
			Beatrice Mompremier	Brianna Jackson Destiny Harden			Endia Banks
at Wake Forest	02/27/20	79-63	23-Beatrice Mompremier	10-Beatrice Mompremier	5-Endia Banks	2-Beatrice Mompremier Mykea Gray Endia Banks	1-Brianna Jackson
PITTSBURGH	03/01/20	73-54	21-Kelsey Marshall	10-Beatrice Mompremier	5-Endia Banks	2-Brianna Jackson Mykea Gray	2-Kelsey Marshall Sydney Roby
vs Clemson	03/04/20	56-71	23-Beatrice Mompremier	8-Endia Banks Destiny Harden	6-Mykea Gray	2-Destiny Harden Beatrice Mompremier Kelsey Marshall	1-Brianna Jackson Beatrice Mompremier

DOUBLE-DOUBLES

- Brianna Jackson 14 pts, 10 reb; #8 FLORIDA STATE, 01/05/20
- Beatrice Mompremier 16 pts, 11 reb; JACKSON ST., 11/10/19
- Beatrice Mompremier 20 pts, 11 reb; IUPUI, 11/17/19
- Beatrice Mompremier 31 pts, 18 reb; at #19/20 DePaul, 11/23/19
- Beatrice Mompremier 18 pts, 16 reb; BINGHAMTON, 12/17/19
- Beatrice Mompremier 17 pts, 12 reb; UNC ASHEVILLE, 12/20/19
- Beatrice Mompremier 15 pts, 19 reb; WASHINGTON ST., 12/21/19
- Beatrice Mompremier 15 pts, 12 reb; WAKE FOREST, 12/29/19
- Beatrice Mompremier 23 pts, 10 reb; at Wake Forest, 02/27/20
- Beatrice Mompremier 13 pts, 10 reb; PITTSBURGH, 03/01/20

2019-20 SEASON

MIAMI PLAYER GAME HIGHS

Points	31	Beatrice Mompremier at #19/20 DePaul (11/23/19)
	27	Mykea Gray vs Duke (02/09/20)
	25	Kelsey Marshall at Virginia (02/13/20)
	23	Beatrice Mompremier vs Clemson (03/04/20)
	23	Beatrice Mompremier at Wake Forest (02/27/20)
	23	Endia Banks vs IUPUI (11/17/19)
Field Goals Made	12	Beatrice Mompremier at #19/20 DePaul (11/23/19)
	9	Beatrice Mompremier vs Clemson (03/04/20)
	9	Mykea Gray vs Duke (02/09/20)
	9	Endia Banks vs IUPUI (11/17/19)
Field Goal Att.	21	Mykea Gray vs Duke (02/09/20)
	19	Mykea Gray vs N.C. A&T (11/22/19)
FG Pct (min 5 made)	1.000 (5-5)	Sydnee Roby vs Miami (OH) (11/30/19)
	.833 (5-6)	Brianna Jackson vs Clemson (01/23/20)
3-Point FG Made	7	Kelsey Marshall at Virginia (02/13/20)
	6	Kelsey Marshall at Wake Forest (02/27/20)
3-Point FG Att.	14	Kelsey Marshall at Virginia (02/13/20)
	12	Mykea Gray vs Duke (02/09/20)
3-Pt FG Pct (min 2 made)	1.000 (4-4)	Taylor Mason at Clemson (02/16/20)
	1.000 (2-2)	Moulayna Johnson Sid vs #10 NC State (02/20/20)
	1.000 (2-2)	Taylor Mason vs #7/5 Oregon State (11/29/19)
Free Throws Made	7	Beatrice Mompremier at Wake Forest (02/27/20)
	7	Beatrice Mompremier at Boston College (02/23/20)
	7	Mykea Gray vs Georgia Tech (01/30/20)
	7	Mykea Gray at North Carolina (01/16/20)
	7	Mykea Gray vs Washington St. (12/21/19)
	7	Beatrice Mompremier at #19/20 DePaul (11/23/19)
	7	Kelsey Marshall at #19/20 DePaul (11/23/19)
	7	Mykea Gray vs IUPUI (11/17/19)
Free Throw Att.	10	Beatrice Mompremier vs Clemson (03/04/20)
	10	Beatrice Mompremier at #19/20 DePaul (11/23/19)
FT Pct (min 3 made)	1.000 (7-7)	Kelsey Marshall at #19/20 DePaul (11/23/19)
	1.000 (6-6)	Mykea Gray vs Clemson (01/23/20)
	1.000 (4-4)	Mykea Gray vs UNC Asheville (12/20/19)
	1.000 (4-4)	Mykea Gray vs Binghamton (12/17/19)
	1.000 (4-4)	Mykea Gray vs #7/5 Oregon State (11/29/19)
	1.000 (4-4)	Endia Banks vs IUPUI (11/17/19)
	1.000 (3-3)	Beatrice Mompremier vs Pittsburgh (03/01/20)
	1.000 (3-3)	Kelsey Marshall vs Duke (02/09/20)
Rebounds	19	Beatrice Mompremier vs Washington St. (12/21/19)
	18	Beatrice Mompremier at #19/20 DePaul (11/23/19)
Assists	6	Mykea Gray vs Clemson (03/04/20)
	6	Endia Banks vs Clemson (01/23/20)
	6	Mykea Gray vs Clemson (01/23/20)
	6	Endia Banks vs N.C. A&T (11/22/19)
	6	Endia Banks vs Jackson St. (11/10/19)
Steals	6	Mykea Gray at #14 Florida St. (01/26/20)
	5	Mykea Gray vs Duke (02/09/20)
	5	Mykea Gray vs Georgia Tech (01/30/20)
	5	Mykea Gray vs N.C. A&T (11/22/19)
	5	Endia Banks vs IUPUI (11/17/19)
Blocked Shots	5	Brianna Jackson at #14 Florida St. (01/26/20)
	5	Beatrice Mompremier vs Washington St. (12/21/19)
Turnovers	8	Mykea Gray at Virginia (02/13/20)
	7	Mykea Gray vs Duke (02/09/20)
	7	Mykea Gray vs Syracuse (01/12/20)
Fouls	5	Destiny Harden at Virginia (02/13/20)
	5	Kelsey Marshall at Virginia (02/13/20)
	5	Kelsey Marshall at #14 Florida St. (01/26/20)
	5	Brianna Jackson at North Carolina (01/16/20)
	5	Sydnee Roby vs UNC Asheville (12/20/19)
	5	Brianna Jackson vs UNC Asheville (12/20/19)
	5	Brianna Jackson vs Miami (OH) (11/30/19)
	5	Brianna Jackson vs #7/5 Oregon State (11/29/19)
Minutes	42	Endia Banks vs Georgia Tech (01/30/20)
	39	Kelsey Marshall at Virginia (02/13/20)



OPPONENT PLAYER GAME HIGHS

Points	28	Janelle Bailey at North Carolina (01/16/20)
	27	Kobi Thornton vs Clemson (03/04/20)
	27	Chante Stonewall at #19/20 DePaul (11/23/19)
	25	Jocelyn Willoughby at Virginia (02/13/20)
	25	Sam Brunelle at Notre Dame (01/19/20)
Field Goals Made	12	Kobi Thornton vs Clemson (03/04/20)
	11	Sam Brunelle at Notre Dame (01/19/20)
Field Goal Att.	24	Chante Stonewall at #19/20 DePaul (11/23/19)
	21	Borislava Hristova vs Washington St. (12/21/19)
FG Pct (min 5 made)	889 (8-9)	Kiah Gillespie at #14 Florida St. (01/26/20)
	875 (7-8)	Mikayla Vaughn at Notre Dame (01/19/20)
3-Point FG Made	5	Chante Stonewall at #19/20 DePaul (11/23/19)
	4	Jakia Brown-Turner vs #10 NC State (02/20/20)
	4	Kendall Spray at Clemson (02/16/20)
	4	Kendall Spray vs Clemson (01/23/20)
	4	Destinee Walker at Notre Dame (01/19/20)
	4	Kiah Gillespie vs #8 Florida State (01/05/20)
	4	Carly Boland vs Binghamton (12/17/19)
	4	Bree Paulson vs Miami (OH) (11/30/19)
	4	Destiny Slocum vs #7/5 Oregon State (11/29/19)
	4	Lexi Held at #19/20 DePaul (11/23/19)
3-Point FG Att.	10	Francesca Pan vs Georgia Tech (01/30/20)
	10	Kendall Spray vs Clemson (01/23/20)
	10	Kai Moon vs Binghamton (12/17/19)
	10	Lexi Held at #19/20 DePaul (11/23/19)
3-Pt FG Pct (min 2 made)	1.000 (2-2)	Leah Church at North Carolina (01/16/20)
	1.000 (2-2)	Nicki Ekholm vs #8 Florida State (01/05/20)
	1.000 (2-2)	Ula Motuga vs Washington St. (12/21/19)
Free Throws Made	11	Deja Winters vs N.C. A&T (11/22/19)
	10	Jocelyn Willoughby at Virginia (02/13/20)
	10	Janelle Bailey at North Carolina (01/16/20)
Free Throw Att.	14	Deja Winters vs N.C. A&T (11/22/19)
	11	Janelle Bailey at North Carolina (01/16/20)
FT Pct (min 3 made)	1.000 (10-10)	Jocelyn Willoughby at Virginia (02/13/20)
	1.000 (6-6)	Makayla Dickens at Boston College (02/23/20)
	1.000 (6-6)	Taja Cole at Virginia Tech (02/02/20)
	1.000 (6-6)	Kelly Campbell at #19/20 DePaul (11/23/19)
	1.000 (4-4)	Amani Robinson vs Clemson (03/04/20)
	1.000 (4-4)	Ivana Raca at Wake Forest (02/27/20)
	1.000 (4-4)	Georgia Pineau at Boston College (02/23/20)
	1.000 (4-4)	Shemera Williams at Virginia (02/13/20)
	1.000 (4-4)	Lisa Jablonowski at Virginia (02/13/20)
	1.000 (4-4)	Lauren Dickerson vs Miami (OH) (11/30/19)
	1.000 (4-4)	Peyton Scott vs Miami (OH) (11/30/19)
	1.000 (4-4)	Savannah Kluesner vs Miami (OH) (11/30/19)
	1.000 (4-4)	Mikayla Pivec vs #7/5 Oregon State (11/29/19)
	1.000 (4-4)	Chante Stonewall at #19/20 DePaul (11/23/19)
	1.000 (4-4)	Deja Church at #19/20 DePaul (11/23/19)
	1.000 (4-4)	Jniya Tallie vs Jackson St. (11/10/19)
	1.000 (3-3)	Francesca Pan vs Georgia Tech (01/30/20)
	1.000 (3-3)	Macee Williams vs IUPUI (11/17/19)
	1.000 (3-3)	Janesha Green vs North Florida (11/13/19)
Rebounds	15	Janelle Bailey at North Carolina (01/16/20)
	13	Chanelle Molina vs Washington St. (12/21/19)
Assists	9	Taja Cole at Virginia Tech (02/02/20)
	8	Marta Sniezek at Notre Dame (01/19/20)
Steals	6	Lauren Dickerson vs Miami (OH) (11/30/19)
	5	Taylor Koenen at North Carolina (01/16/20)
Blocked Shots	3	Rita Igbokwe vs Pittsburgh (03/01/20)
	3	Hannah Hank at Clemson (02/16/20)
	3	Kylee Shook vs #7 Louisville (01/09/20)
	3	Savannah Kluesner vs Miami (OH) (11/30/19)
Turnovers	9	Kiara Lewis vs Syracuse (01/12/20)
	8	Kiah Gillespie at #14 Florida St. (01/26/20)
Fouls	5	Tylar Bennett vs Clemson (03/04/20)
	5	Hannah Hank vs Clemson (03/04/20)
	5	Rita Igbokwe vs Pittsburgh (03/01/20)

2019-20 SEASON

CATEGORY LEADERS

Points	G	Pts	Pts/G	Scoring Average	G	Pts	Avg/G
Mykea Gray	30	382	12.7	Beatrice Mompremier	17	286	16.8
Kelsey Marshall	30	341	11.4	Mykea Gray	30	382	12.7
Beatrice Mompremier	17	286	16.8	Kelsey Marshall	30	341	11.4
Endia Banks	30	213	7.1	Endia Banks	30	213	7.1
Brianna Jackson	30	146	4.9	Destiny Harden	25	122	4.9
Taylor Mason	28	133	4.8	Brianna Jackson	30	146	4.9
Destiny Harden	25	122	4.9	Taylor Mason	28	133	4.8
Jamir Huston	30	81	2.7	Jamir Huston	30	81	2.7
Sydnee Roby	29	78	2.7	Sydnee Roby	29	78	2.7
Moulayna Johnson Sid	25	58	2.3	Moulayna Johnson Sid	25	58	2.3
Kenza Salgues	25	37	1.5	Jacaira Allen	12	23	1.9
Yasmeen Chang	18	26	1.4	Kenza Salgues	25	37	1.5

FG Percentage	FG	Att	Pct	Field Goal Attempts	G	Att	Att/G
Beatrice Mompremier	110	211	.521	Mykea Gray	30	343	11.4
Brianna Jackson	56	112	.500	Kelsey Marshall	30	299	10.0
Sydnee Roby	24	49	.490	Beatrice Mompremier	17	211	12.4
Jamir Huston	34	86	.395	Endia Banks	30	207	6.9
Kelsey Marshall	118	299	.395	Taylor Mason	28	141	5.0
Endia Banks	80	207	.386	Field Goals Made	G	Made	Made/G
Destiny Harden	46	127	.362	Mykea Gray	30	120	4.0
Mykea Gray	120	343	.350	Kelsey Marshall	30	118	3.9
Jacaira Allen	9	27	.333	Beatrice Mompremier	17	110	6.5
Taylor Mason	44	141	.312	Endia Banks	30	80	2.7
Moulayna Johnson Sid	20	77	.260	Brianna Jackson	30	56	1.9
Yasmeen Chang	9	40	.225				

3-Point Percentage	3FG	Att	Pct	3-Point FG Attempts	G	Att	Att/G
Kelsey Marshall	74	206	.359	Kelsey Marshall	30	206	6.9
Jamir Huston	1	3	.333	Mykea Gray	30	168	5.6
Mykea Gray	55	168	.327	Endia Banks	30	62	2.1
Beatrice Mompremier	4	13	.308	Taylor Mason	28	53	1.9
Endia Banks	19	62	.306	Kenza Salgues	25	46	1.8
Destiny Harden	12	41	.293	3-Point FG Made	G	Made	Made/G
Taylor Mason	14	53	.264	Kelsey Marshall	30	74	2.5
Jacaira Allen	1	4	.250	Mykea Gray	30	55	1.8
Kenza Salgues	11	46	.239	Endia Banks	30	19	0.6
Moulayna Johnson Sid	10	44	.227	Taylor Mason	28	14	0.5
Brianna Jackson	1	6	.167	Destiny Harden	25	12	0.5
Yasmeen Chang	1	7	.143				

Free Throw Percent	FG	Att	Pct	Free Throw Attempts	G	Att	Att/G
Mykea Gray	87	108	.806	Mykea Gray	30	108	3.6
Kelsey Marshall	31	43	.721	Beatrice Mompremier	17	88	5.2
Taylor Mason	31	44	.705	Endia Banks	30	55	1.8
Beatrice Mompremier	62	88	.705	Sydnee Roby	29	54	1.9
Kenza Salgues	4	6	.667	Brianna Jackson	30	52	1.7
Yasmeen Chang	7	11	.636	Free Throws Made	G	Made	Made/G
Brianna Jackson	33	52	.635	Mykea Gray	30	87	2.9
Endia Banks	34	55	.618	Beatrice Mompremier	17	62	3.6
Destiny Harden	18	31	.581	Endia Banks	30	34	1.1
Sydnee Roby	30	54	.556	Brianna Jackson	30	33	1.1
Jacaira Allen	4	8	.500	Kelsey Marshall	30	31	1.0
Moulayna Johnson Sid	8	16	.500	Taylor Mason	28	31	1.1

2019-20 SEASON



CATEGORY LEADERS

Rebounds	G	Reb	Reb/G
Beatrice Mompremier	17	167	9.8
Brianna Jackson	30	136	4.5
Jamir Huston	30	121	4.0
Endia Banks	30	114	3.8
Destiny Harden	25	98	3.9

Rebound Average	G	Reb	Avg/G
Beatrice Mompremier	17	167	9.8
Brianna Jackson	30	136	4.5
Jamir Huston	30	121	4.0
Destiny Harden	25	98	3.9
Endia Banks	30	114	3.8

Offensive Rebounds	G	No.	Avg/G
Jamir Huston	30	57	1.9
Beatrice Mompremier	17	54	3.2
Brianna Jackson	30	46	1.5
Destiny Harden	25	35	1.4
Endia Banks	30	27	0.9

Defensive Rebounds	G	No.	Avg/G
Beatrice Mompremier	17	113	6.6
Brianna Jackson	30	90	3.0
Endia Banks	30	87	2.9
Jamir Huston	30	64	2.1
Destiny Harden	25	63	2.5

Fouls	G	No.	Per/G
Brianna Jackson	30	83	2.8
Jamir Huston	30	64	2.1
Kelsey Marshall	30	61	2.0
Sydnee Roby	29	59	2.0
Destiny Harden	25	58	2.3

Foulsouts	G	No.
Brianna Jackson	30	4
Kelsey Marshall	30	2
Destiny Harden	25	1
Sydnee Roby	29	1

Assists	G	No.	Ast/G
Endia Banks	30	97	3.2
Mykea Gray	30	90	3.0
Kelsey Marshall	30	72	2.4
Taylor Mason	28	30	1.1
Moulayna Johnson Sid	25	20	0.8

Steals	G	No.	St/G
Mykea Gray	30	64	2.1
Endia Banks	30	33	1.1
Brianna Jackson	30	30	1.0
Kelsey Marshall	30	27	0.9
Destiny Harden	25	22	0.9
Jamir Huston	30	22	0.7

Blocked Shots	G	No.	Blk/G
Brianna Jackson	30	39	1.3
Beatrice Mompremier	17	24	1.4
Sydnee Roby	29	18	0.6
Destiny Harden	25	9	0.4
Kelsey Marshall	30	8	0.3

Minutes	G	No.	Min/G
Endia Banks	30	885	29.5
Mykea Gray	30	867	28.9
Kelsey Marshall	30	833	27.8
Taylor Mason	28	528	18.9
Brianna Jackson	30	503	16.8

Turnovers	G	No.	TO/G
Mykea Gray	30	88	2.9
Endia Banks	30	72	2.4
Kelsey Marshall	30	59	2.0
Beatrice Mompremier	17	57	3.4
Destiny Harden	25	39	1.6

2019-20 SEASON

PLAYER GAME-BY-GAME PTS-REB-AST

Opponent	Date	Score	00		01	03	04	05	12	13
			SALGUES,KE	SID,MOULAY	HARDEN,DES	BANKS,ENDI	GRAY,MYKEA	ALLEN,JACA	MASON,TAYL	
JACKSON ST.	11/10/19	83-68	w	0-0-0	3-2-3	0-1-0	11-3-6	12-2-4	DNP	DNP
NORTH FLORIDA	11/13/19	78-55	w	0-0-1	7-2-1	0-0-0	6-5-5	8-2-3	DNP	8-1-2
IUPUI	11/17/19	74-65	w	0-0-0	0-1-1	DNP	23-3-4	16-2-2	DNP	4-1-1
vs N.C. A&T	11/22/19	68-67	w	DNP	5-6-0	0-0-0	7-2-6	19-2-1	DNP	4-0-1
at #19/20 DePaul	11/23/19	83-89	L	DNP	10-6-4	DNP	9-6-3	0-4-3	DNP	3-0-0
#7/5 OREGON STATE	11/29/19	53-75	L	0-0-0	3-2-1	0-1-0	12-4-1	6-1-2	DNP	9-1-1
MIAMI (OH)	11/30/19	80-62	w	3-2-0	3-3-2	2-1-0	5-3-4	10-3-4	DNP	10-4-3
#14/16 INDIANA	12/04/19	45-58	L	0-0-0	3-5-1	DNP	13-5-0	7-2-0	DNP	6-4-0
BINGHAMTON	12/17/19	79-56	w	2-0-1	2-3-0	2-4-0	12-5-4	15-2-5	0-0-0	5-2-0
UNC ASHEVILLE	12/20/19	75-46	w	7-2-2	DNP	2-1-0	8-4-3	13-2-2	3-2-3	2-2-2
WASHINGTON ST.	12/21/19	74-68	w	0-0-0	4-2-0	DNP	14-3-1	15-1-2	DNP	0-2-2
WAKE FOREST	12/29/19	59-56	w	0-0-0	5-4-1	DNP	7-3-3	17-2-4	0-0-0	2-0-0
at Georgia Tech	01/02/20	54-61	L	0-0-0	0-3-0	0-0-0	5-3-2	10-3-4	DNP	7-4-2
#8 FLORIDA STATE	01/05/20	62-73	L	6-1-2	DNP	7-5-0	2-4-4	21-2-3	0-4-0	2-2-0
#7 LOUISVILLE	01/09/20	41-87	L	0-1-0	DNP	3-4-0	0-2-2	3-1-1	9-5-0	3-5-0
SYRACUSE	01/12/20	77-62	w	DNP	DNP	6-6-1	6-2-4	20-2-3	4-2-1	5-4-3
at North Carolina	01/16/20	58-78	L	3-2-0	0-0-0	12-6-0	0-2-2	21-6-5	2-1-0	3-1-0
at Notre Dame	01/19/20	53-76	L	0-1-1	4-4-0	7-8-1	6-3-2	16-5-1	DNP	4-2-1
CLEMSON	01/23/20	68-64	w	3-0-1	0-1-0	9-7-2	2-4-6	16-1-6	DNP	0-0-1
at #14 Florida St.	01/26/20	61-79	L	0-0-0	0-2-0	4-6-2	10-4-4	12-4-3	0-2-0	0-1-0
GEORGIA TECH	01/30/20	54-49	w	0-0-0	0-0-0	7-5-1	9-7-2	16-2-2	0-0-0	5-0-1
at Virginia Tech	02/02/20	45-69	L	3-1-0	DNP	13-5-0	2-3-1	0-2-1	1-2-0	8-1-2
DUKE	02/09/20	55-74	L	0-0-0	0-0-0	13-5-0	4-3-4	27-4-2	DNP	0-0-0
at Virginia	02/13/20	64-69	L	6-1-1	3-2-0	5-4-0	4-2-3	14-2-4	4-0-1	DNP
at Clemson	02/16/20	63-48	w	1-1-0	0-0-0	0-1-0	11-5-2	17-5-4	0-0-0	12-1-3
#10 NC STATE	02/20/20	48-50	L	DNP	6-3-0	15-7-1	2-6-5	11-3-3	DNP	1-3-0
at Boston College	02/23/20	64-75	L	3-1-0	0-2-0	4-6-0	6-5-3	4-3-2	DNP	15-1-0
at Wake Forest	02/27/20	79-63	w	0-0-0	0-1-3	4-3-3	7-5-5	8-1-4	DNP	7-4-2
PITTSBURGH	03/01/20	73-54	w	0-0-0	0-2-2	2-4-1	2-4-5	19-3-4	DNP	5-5-2
vs Clemson	03/04/20	56-71	L	DNP	0-2-1	5-8-3	8-8-1	9-1-6	DNP	3-4-1

Opponent	Date	Score	15		20	21	22	32	44
			HUSTON,JAM	MARSHALL,K	JACKSON,BR	CHANG,YASM	MOMP,PREMIER	ROBY,SYDNE	
JACKSON ST.	11/10/19	83-68	w	6-5-0	18-4-4	6-4-0	3-3-1	16-11-1	8-2-0
NORTH FLORIDA	11/13/19	78-55	w	0-4-1	16-4-1	4-6-1	7-3-0	16-3-1	6-3-0
IUPUI	11/17/19	74-65	w	0-2-0	8-5-4	0-3-0	0-0-0	20-11-2	3-0-0
vs N.C. A&T	11/22/19	68-67	w	0-2-0	10-2-3	2-3-2	0-2-1	18-8-0	3-4-0
at #19/20 DePaul	11/23/19	83-89	L	4-5-0	22-5-2	4-0-0	DNP	31-18-1	0-2-1
#7/5 OREGON STATE	11/29/19	53-75	L	1-4-0	3-2-2	6-3-0	0-0-1	13-7-1	0-0-0
MIAMI (OH)	11/30/19	80-62	w	4-13-1	3-3-5	9-4-0	7-1-1	13-4-0	11-2-0
#14/16 INDIANA	12/04/19	45-58	L	4-8-1	0-2-1	0-5-0	0-0-0	11-6-1	1-2-0
BINGHAMTON	12/17/19	79-56	w	7-9-1	11-2-3	0-4-1	0-2-0	18-16-0	5-3-1
UNC ASHEVILLE	12/20/19	75-46	w	2-5-2	11-1-2	4-2-0	0-1-0	17-12-1	6-4-1
WASHINGTON ST.	12/21/19	74-68	w	8-5-0	18-3-2	0-3-0	DNP	15-19-1	0-0-0
WAKE FOREST	12/29/19	59-56	w	1-5-2	12-5-3	0-1-1	DNP	15-12-1	0-1-0
at Georgia Tech	01/02/20	54-61	L	4-6-0	14-0-2	3-1-0	DNP	9-8-0	2-0-1
#8 FLORIDA STATE	01/05/20	62-73	L	7-1-0	3-0-2	14-10-0	0-0-0	DNP	0-1-0
#7 LOUISVILLE	01/09/20	41-87	L	0-2-0	3-1-2	13-6-0	7-0-0	DNP	0-1-0
SYRACUSE	01/12/20	77-62	w	8-2-0	19-3-4	4-4-0	2-1-0	DNP	3-0-0
at North Carolina	01/16/20	58-78	L	0-3-0	5-1-2	4-6-0	0-0-0	DNP	8-2-0
at Notre Dame	01/19/20	53-76	L	2-3-0	10-0-3	0-0-1	0-0-0	DNP	4-3-0
CLEMSON	01/23/20	68-64	w	6-4-0	22-1-2	10-5-0	DNP	DNP	0-0-0
at #14 Florida St.	01/26/20	61-79	L	2-0-0	21-2-3	12-5-0	DNP	DNP	0-0-0
GEORGIA TECH	01/30/20	54-49	w	8-10-3	7-4-3	2-5-0	0-0-0	DNP	0-0-0
at Virginia Tech	02/02/20	45-69	L	3-7-2	0-1-0	4-9-1	0-2-3	DNP	11-4-0
DUKE	02/09/20	55-74	L	2-4-1	5-4-2	4-3-1	DNP	DNP	0-5-0
at Virginia	02/13/20	64-69	L	0-0-1	25-3-4	0-5-0	DNP	DNP	3-4-0
at Clemson	02/16/20	63-48	w	2-3-0	13-1-1	3-7-2	DNP	DNP	4-0-0
#10 NC STATE	02/20/20	48-50	L	0-0-0	7-2-3	6-7-0	DNP	DNP	0-3-0
at Boston College	02/23/20	64-75	L	0-4-0	13-2-2	4-6-0	DNP	15-6-0	0-1-0
at Wake Forest	02/27/20	79-63	w	0-0-0	18-2-1	12-6-0	0-0-0	23-10-0	0-0-0
PITTSBURGH	03/01/20	73-54	w	0-4-0	21-2-1	11-7-0	0-1-0	13-10-0	0-0-0
vs Clemson	03/04/20	56-71	L	0-1-0	3-1-3	5-6-0	DNP	23-6-0	DNP

2019-20 SEASON



HURRICANE RECORDS

Team Game Records	92-93
Team ACC Game Records	93
Team Season Records.....	94
Individual Game Records.....	95-96
Individual ACC Game Records	96
Individual Season Records	97-98
Individual Career Records	99-100
NCAA Tournament Records	101-104
WNIT Records	105-108
ACC Tournament Records	109-112
Watsco Center Records.....	113
Miscellaneous Records.....	114
Overtime Games	115
100-Point Games	116
Halftime Comebacks	117-118
Last Time It Happened	119
Yearly Leaders.....	120-122
1,000 Points Club.....	123-126
Year-By-Year Stats	127-128

TEAM GAME RECORDS

MARGIN OF VICTORY

Category	Points	Opponent	Date
Largest Margin of Victory	81	Prairie View A&M (UM, 107-26)	1/17/11
Largest Margin of Defeat	69	at Texas (UT, 112-43)	2/17/86
Largest Margin of Victory at Home	81	Prairie View A&M (UM, 107-26)	1/17/11
Largest Margin of Defeat at Home	58	Maryland (MD, 111-53)	1/10/07
Largest Margin of Victory on Road	63	at Miami-Dade New World (UM, 98-35)	12/10/79
		at Broward Central (UM, 101-38)	11/28/79
Largest Margin of Defeat on Road	69	at Texas (UT, 112-43)	2/17/86

POINTS

Category	Points	Opponent	Date
Most Points	112	Stetson	1/12/91
Fewest Points	21	Miami-Dade North	1/9/73
Most Points Allowed	112	at Texas	2/17/86
Fewest Points Allowed	19	Miami-Dade New World	2/14/80
Most Points in an ACC Game	100	North Carolina	1/26/17
Most Points at Home	112	Stetson	1/12/91
Most Points on Road	111	at CSU Bakersfield	11/15/09
Most Points Neutral	98	vs. Stetson&	3/7/91
Most Points in a Loss	93	Duke (2OT)	2/19/06
Most Points Combined	204	at CSU Bakersfield (UM, 111-93)	11/15/09

POINTS IN A QUARTER*

Category	Points	Opponent	Date
Most Points in a Quarter	33	Alabama (2nd)	12/21/18
Fewest Points in a Quarter	1	at Colorado (1st)	11/18/17
Most Points Allowed in a Quarter	33	vs. Quinnipiac (4th)!	3/17/18
Fewest Points Allowed in a Quarter	0	vs. UNC Asheville (2nd)	12/20/19
Most Points Combined in a Quarter	52	North Carolina (UM, 27-25, 4th)	1/26/17
Fewest Points Combined in a Quarter	8	at Colorado (CU, 7-1, 1st)	11/18/17
Largest Positive Margin in a Quarter	+22	vs. UNC Asheville (UM, 22-0, 2nd)	12/20/19
		at Clemson (UM, 26-4, 1st)	1/10/16
		Milwaukee (UM, 26-4, 4th)	11/27/15
Largest Negative Margin in a Quarter	-19	at Virginia (VA, 28-9, 2nd)	1/3/16
Most Points in a Quarter at Home	31	North Carolina (3rd)	1/26/17
Most Points Allowed in a Quarter at Home	28	Florida State (1st)	2/11/18
		Florida State (3rd)	12/29/16
Most Points in a Quarter on the Road	29	at Notre Dame (4th)	2/14/16
Most Points Allowed in a Quarter on the Road	20	at Georgia Tech (4th)	1/2/20
		at Ohio State (3rd)	12/1/16
Most Points in a Quarter at Neutral Site	30	vs. Indiana (3rd)	12/20/15
Most Points Allowed in a Quarter at Neutral Site	29	vs. Baylor (2nd)	12/19/15

* - NCAA switched to the quarter system in advance of the 2015-16 season

FIELD GOALS

Category	FG	Opponent	Date
Most Field Goal Attempts	102	FIU	1/15/80
Fewest Field Goal Attempts	41	Rutgers	2/6/97
Most Field Goals Made	51	FIU	1/27/81
Fewest Field Goals Made	9	Rutgers	12/16/12
Highest Field Goal Percentage	.661 (39-59)	Bethune-Cookman	12/1/87
Lowest Field Goal Percentage	.191 (9-47)	Rutgers	12/16/12

FREE THROWS

Category	FT	Opponent	Date
Most Free Throw Attempts	56	Homestead AFB	1/14/76
Fewest Free Throw Attempts	2	Illinois-Chicago	12/16/89
Most Free Throws Made	35*	Pittsburgh	1/21/99
Fewest Free Throws Made	1	at West Virginia	1/8/02
Highest Free Throw Percentage (min. 10 att)	1.000 (12-12)*	Jacksonville	11/13/07
Lowest Free Throw Percentage	.143 (1-7)	at West Virginia	1/8/02



TEAM GAME RECORDS

REBOUNDS

Category	Reb	Opponent	Date
Most Rebounds	72	Stetson@	3/4/82
Fewest Rebounds	18	Stetson	2/13/89

ASSISTS

Category	Ast	Opponent	Date
Most Assists	32*	North Carolina A&T	12/28/05
Fewest Assists	0	Illinois	12/14/85

BLOCKED SHOTS

Category	Blk	Opponent	Date
Most Blocked Shots	12	FIU	2/21/81
Fewest Blocked Shots	0*	Duke	2/9/20

STEALS

Category	Stl	Opponent	Date
Most Steals	38	Broward Central	2/12/80
Fewest Steals	1*	Villanova&	3/10/03

TURNOVERS

Category	TO	Opponent	Date
Most Turnovers	50	Florida	1/12/80
Fewest Turnovers	3	Boston College	2/1/92

PERSONAL FOULS

Category	PF	Opponent	Date
Fewest Personal Fouls	5	Seton Hall	1/5/92

* - recorded more than once with most recent listed

vs. - neutral site game

\$ - NSWAC Tournament game

! - NCAA Tournament game

@ - FAIAW State Championship Tournament game

TEAM ACC GAME RECORDS

CATEGORY	STAT	OPPONENT	DATE
Scoring	100	North Carolina	1/26/17
FGM	38	North Carolina	1/26/17
FGA	82	North Carolina	2/21/08
FG%	.638	Georgia Tech	2/26/17
3FGM	13	Clemson	2/16/20
3FGA	37	Duke	1/18/15
3FG% (min. 5 FGM)	.643	Georgia Tech	1/13/08
FTM	34	Boston College	1/27/19
FTA	49	Boston College	1/27/19
FT% (min. 10 att)	.941	North Carolina	1/26/17
Assists	26	Pittsburgh	2/15/18
Rebounds	57	Virginia Tech	2/23/17
Off. Rebounds	24	Virginia Tech	1/24/10
Def. Rebounds	36	Virginia Tech	2/23/17
Steals	22	North Carolina	2/8/12
Blocked Shots	10	Notre Dame	1/8/15

RECORDS



TEAM SEASON RECORDS

POINTS

Category	G	Pts	PPG	Year
Most Points	36	2,693	74.8	2009-10
Fewest Points	8	283	35.4	1972-73
Highest Scoring Average	33	2,636	79.9	2010-11
Lowest Scoring Average#	30	1,810	60.3	2007-08

FIELD GOALS

Category	G	FG	Year
Most FG Attempts	38	2,638	1980-81
Fewest FG Attempts#	29	1,164	1989-90
Most FG Made	38	1,096	1980-81
Fewest FG Made#	27	631	1993-94
Highest FG Percentage	28	.485 (859-1,172)	1984-85
Lowest FG Percentage#	27	.354 (631-1,780)	1993-94

FREE THROWS

Category	G	FT	Year
Most FT Attempts	39	774	1980-81
Fewest FT Attempts#	30	411	2007-08
Most FT Made	36	521	2009-10
Fewest FT Made#	30	250	2007-08
Highest FT Percentage	30	.750 (437-583)	2005-06
Lowest FT Percentage#	27	.531 (282-531)	1982-83

REBOUNDS

Category	G	Reb	RPG	Year
Most Rebounds	39	1,733	44.4	1980-81
Fewest Rebounds#	27	883	32.7	1985-86
Highest Rebounding Avg.	29	1,376	47.4	1980-81
Lowest Rebounding Avg.#	30	921	30.7	1986-87

ASSISTS

Category	G	Ast	Year
Most Assists	32	559	1991-92
Fewest Assists#	27	255	1994-95

BLOCKED SHOTS

Category	G	Blk	Year
Most Blocked Shots	34	156	1979-80
Fewest Blocked Shots#	30	16	1986-87

STEALS

Category	G	Stl	Year
Most Steals	34	582	1979-80
Fewest Steals#	29	242	1996-97

TURNOVERS

Category	G	TO	Year
Most Turnovers	38	931	1980-81
Fewest Turnovers#	30	395	1991-92

PERSONAL FOULS

Category	G	PF/FO	Year
Most Personal Fouls	39	768	1980-81
Fewest Personal Fouls#	30	405	1991-92
Fewest Disqualifications#	32	2	2012-13

WINS AND LOSSES

Category	W/L	Record	Year
Most Wins	30	30-2	1991-92
Fewest Wins	2	2-6	1972-73
Most Losses	21	9-21	2007-08
Fewest Losses	2	30-2	1991-92

WINNING PERCENTAGE

Category	W-L	Pct	Year
Best Winning Percentage	30-2	.938	1991-92
Worst Winning Percentage	2-6	.250	1972-73

GAMES PLAYED

Category	G	Record	Year
Most Games Played	39	24-15	1980-81
Fewest Games Played	8	2-6	1972-73

RECORDS

* - recorded more than once with most recent listed
 # - statistic first recorded in 1979



INDIVIDUAL GAME RECORDS

SCORING

SINGLE-GAME SCORING

Name	Opponent (date)	Pts
1. Renee Taylor	at Houston (12/19/06)	42
2. Frances Savage	vs. Providence (3/8/92)	41
Maria Rivera	vs. UCF (2/25/88)	41
4. Octavia Blue	vs. Florida Atlantic (11/25/97)	40
Frances Savage	vs. FIU (2/24/89)	40
Maria Rivera	vs. Illinois (12/30/87)	40
Wendy Foote	vs. Miami-Dade NW (1978)	40
8. Tamara James	vs. Fairfield (12/28/04)	39
9. Maria Rivera	vs. Monmouth (11/28/86)	38
10. Tamara James	vs. Georgia Tech (2/26/06)	37
Tamara James	vs. Eastern Kentucky (11/23/03)	37
Frances Savage	vs. Stetson (1/13/90)	37
Joani Bowles	vs. Temple (1/13/84)	37

FIELD GOALS

SINGLE-GAME FIELD GOALS MADE

Name	Opponent (date)	FGM
1. Tamara James	vs. Fairfield (12/28/04)	17
Joani Bowles	vs. Temple (1/13/84)	17
Wendy Foote	vs. Miami-Dade NW (1978)	17
4. Octavia Blue	vs. Florida Atlantic (11/25/97)	16
Frances Savage	vs. Villanova (3/1/92)	16
6. Tamara James	vs. Quinnipiac (11/29/02)	15
Chanivia Broussard	vs. Richmond (12/21/03)	15
Maria Rivera	vs. UCF (2/25/88)	15
Sylvia Wilson	vs. FIU (1/26/82)	15
10. 13 different times a player has recorded		14

SINGLE-GAME FIELD GOAL ATTEMPTS

Name	Opponent (date)	FGA
1. Maria Rivera	vs. LSU (1/10/86)	34
2. Joani Bowles	vs. Temple (1/13/84)	31
Riquna Williams	vs. North Carolina (2/13/11)	31
4. Tamara James	vs. Virginia Tech (2/6/05)	29
Frances Savage	vs. Rutgers (1/28/89)	29
Maria Rivera	vs. North Carolina (12/29/86)	29
Riquna Williams	vs. Boston College (1/16/11)	29
8. Octavia Blue	vs. Georgetown (2/14/96)	28
Riquna Williams	vs. Tennessee (11/15/11)	28
10. Eight different times a player has recorded		27

SINGLE-GAME FIELD GOAL PCT. (10 FGA MIN.)

Name	FG	FGA	Pct	Opponent (date)
1. Jill Poorman	11	12	.917	vs. Flagler (2/16/80)
2. Jennifer Jordan	10	11	.909	vs. Syracuse (1/20/96)
Maria Rivera	10	11	.909	vs. Lamar (1/11/85)
4. Tamara James	12	14	.857	vs. NC A&T (12/28/05)
5. Frances Savage	11	13	.846	vs. SW Mo St. (11/25/88)
6. Emese Hof	10	12	.833	vs. Florida A&M (12/18/18)
Emese Hof	10	12	.833	vs. Hartford (11/11/18)
Erykah Davenport	10	12	.833	vs. Pittsburgh (2/15/18)
Emese Hof	10	12	.833	vs. Sac. St. (12/18/17)
Melissa Knight	10	12	.833	vs. Maryland (12/29/02)
Della Wilson	10	12	.833	vs. UConn (2/14/93)
Frances Savage	10	12	.833	vs. Arizona (12/2/89)
LaToya Drake	10	12	.833	vs. Norfolk St. (11/14/08)

3-POINT FIELD GOALS

SINGLE-GAME 3-POINT FG MADE

Name	Opponent (date)	3PM
1. Sarah Mortensen	at FIU (11/6/18)	8
Riquna Williams	at CSU Bakersfield (11/15/09)	8
Riquna Williams	vs. Maryland (11/21/12)	8
4. Kelsey Marshall	at Virginia (2/13/20)	7
Renee Taylor	at Houston (12/19/06)	7
Maria Rivera	vs. UCF (2/25/88)	7
Riquna Williams	at Michigan (3/31/10)	7
8. 15 times a player has recorded		6
(Most recent: Kelsey Marshall, at Wake Forest, 2/27/20)		

SINGLE-GAME 3-POINT FG ATTEMPTS

Name	Opponent (date)	3PA
1. Riquna Williams	at Michigan (3/31/10)	15
2. Kelsey Marshall	at Virginia (2/13/20)	14
Shannon Drury	vs. Tulane (11/22/98)	14
Riquna Williams	at CSU Bakersfield (11/15/10)	14
Riquna Williams	vs. Maryland (11/21/12)	14
6. Maurita Reid	vs. Florida Atlantic (11/9/07)	13
Maurita Reid	at North Carolina (2/18/07)	13
Maria Rivera	vs. UCF (2/25/88)	13
Riquna Williams	at Cornell (12/21/09)	13
Riquna Williams	vs. Boston College (11/16/11)	13
Krystal Saunders	at Duke (1/31/13)	13

SINGLE-GAME 3-POINT FG PCT. (4 3PA MIN.)

Name	3PM	3PA	Pct	Opponent (date)
1. Laura Cornelius	6	6	1.000	at Pittsburgh (1/2/17)
Laura Cornelius	6	6	1.000	vs. NC State (12/30/15)
3. Kelsey Marshall	5	5	1.000	vs. Virginia (2/3/19)
Shenise Johnson	5	5	1.000	vs. PV A&M (11/17/11)
5. Taylor Mason	4	4	1.000	vs. Clemson (2/16/20)
Maria Rivera	4	4	1.000	vs. Beth-Cook (12/1/87)
Shenise Johnson	4	4	1.000	at Providence (3/28/10)
Adrienne Motley	4	4	1.000	vs. Pittsburgh (1/7/16)
8. Sarah Mortensen	8	9	.888	at FIU (12/6/18)
9. Renee Taylor	5	6	.833	vs. UCF (12/20/05)
Melissa Knight	5	6	.833	vs. Clemson (1/12/06)
Renee Taylor	5	6	.833	vs. NC State (1/26/06)
Maurita Reid	5	6	.833	at Virginia Tech (1/25/07)

FREE THROWS

SINGLE-GAME FREE THROWS MADE

Name	Opponent (date)	FTM
1. Desma Thomas	vs. St. John's (2/3/96)	18
Desma Thomas	vs. Georgetown (2/25/97)	16
3. Frances Savage	vs. Purdue (11/25/90)	15
Maria Rivera	vs. UCF (1/20/88)	15
Maria Rivera	vs. Florida A&M (1/11/88)	15
6. Tamara James	vs. FIU (3/18/06)	14
7. Jessica Thomas	at St. John's (11/20/16)	13
Michelle Woods	at Syracuse (2/12/15)	13
Tamara James	vs. Duke (2/29/06)	13
10. Tamara James	vs. Rutgers (3/9/03)	12
Octavia Blue	vs. Providence (2/20/98)	12
Jeannie Hebert	vs. FIU (2/23/90)	12
Frances Savage	vs. FIU (2/24/89)	12

RECORDS

INDIVIDUAL GAME RECORDS

SINGLE-GAME FREE THROW ATTEMPTS

Name	Opponent (date)	FTA
1. Desma Thomas	vs. St. John's (2/3/96)	22
2. Frances Savage	vs. Purdue (11/25/90)	20
3. Desma Thomas	vs. Georgetown (2/25/97)	19
Maria Rivera	vs. UCF (1/20/88)	19
Maria Rivera	vs. Florida A&M (1/11/88)	19
6. Frances Savage	vs. Providence (3/8/92)	17
7. Tamara James	vs. FIU (3/18/06)	16
8. Seven different times a player has recorded		15
(Most recent: Jessica Thomas, at St. John's, 11/20/16)		

SINGLE-GAME FREE-THROW PCT. (8 FTA MIN.)

Name	FTM	FTA	Pct	Opponent (date)
1. Emese Hof	11	11	1.000	at Syracuse (1/23/19)
Tamara James	11	11	1.000	vs. FDU (12/2/05)
Frances Savage	11	11	1.000	vs. Pittsburgh (1/11/92)
Frances Savage	11	11	1.000	vs. Rutgers (12/8/91)
5. Renee Taylor	10	10	1.000	vs. Virginia (1/22/06)
Kym Hope	10	10	1.000	vs. Boston Coll. (1/16/99)
Jeannie Hebert	10	10	1.000	vs. Boston Coll. (1/3/92)
Maria Rivera	10	10	1.000	vs. Boston Coll. (1/3/92)
9. Renee Taylor	9	9	1.000	at Houston (12/19/06)
Renee Taylor	9	9	1.000	at St. Mary's (11/17/06)

ASSISTS

SINGLE-GAME ASSISTS

Name	Opponent (date)	Ass
1. Robin Harmony	vs. FIU (12/4/82)	14
2. Gina Graziani	vs. Providence (12/6/97)	13
Gina Graziani	vs. West Virginia (1/22/97)	13
Jeannie Hebert	vs. Syracuse (12/27/90)	13
5. 10 different times a player has recorded		12

REBOUNDS

SINGLE-GAME REBOUNDS

Name	Opponent (date)	Reb
1. Cordelia Fulmore	vs. Georgia State (2/24/84)	25
2. Donna Mapp	vs. Stetson (2/5/83)	24
3. Beatrice Mompremier	vs. Arizona State (3/24/19)	22
Sylvia Wilson	vs. USF (2/20/80)	22
5. Beatrice Mompremier	vs. Marquette (11/15/18)	21
Tamara James	vs. USF (11/22/02)	21
7. Frances Savage	vs. Florida State (12/11/80)	20
Cordelia Fulmore	vs. Florida Memorial (2/14/84)	20
Sylvia Wilson	vs. UCF (2/6/81)	20
Sylvia Wilson	vs. Miami-Dade South (2/3/81)	20

STEALS

SINGLE-GAME STEALS

Name	Opponent (date)	Stl
1. Maurita Reid	vs. Wake Forest (2/8/07)	10
Maria Rivera	vs. Minnesota (12/22/86)	10
Pat Bentoski	vs. Stetson (2/3/80)	10
4. Maria Rivera	vs. Stetson (1/21/87)	9
Cordelia Fulmore	vs. Purdue (12/31/84)	9
Robin Harmony	vs. USF (1/16/82)	9
Dottie Richardson	vs. Broward (2/13/81)	9
Loretta Harvey	vs. USF (1/9/81)	9
Debra Jackson	vs. Florida Southern (1/18/80)	9
Shenise Johnson	vs. Boston College (1/16/11)	9
Riquna Williams	vs. Morgan State (12/30/10)	9

BLOCKED SHOTS

SINGLE-GAME BLOCKED SHOTS

Name	Opponent (date)	Blk
1. Jassany Williams	vs. Notre Dame (1/8/15)	9
2. Jassany Williams	at Virginia Tech (1/11/15)	8
Sylvia Bullock	vs. Houston (11/24/09)	8
4. Joani Bowles	vs. USF (1/20/84)	7
4. Sylvia Wilson	vs. Oral Roberts (12/17/79)	7
6. 10 different times a player has recorded		6

INDIVIDUAL ACC GAME RECORDS

Category	Stat	Individual	Opponent	Date
Scoring	37	Tamara James	Georgia Tech	2/26/06
FGM*	13	Adrienne Motley	Notre Dame	1/8/15
FGA	31	Riquna Williams	North Carolina	2/13/11
FG% (min. 8 attempts)	1.000 (8-8)	Laura Cornelius	Pittsburgh	1/2/17
3FGM	8	Riquna Williams	Maryland	1/12/12
3FGA*	14	Kelsey Marshall	Virginia	2/13/20
3FG% (min. 5 attempts)	1.000 (6-6)	Laura Cornelius	Pittsburgh	1/2/17
FTM	13	Michelle Woods	Syracuse	2/12/15
FTA	15	Michelle Woods	Syracuse	2/12/15
FT% (min. 8 attempts)	1.000 (11-11)	Emese Hof	Syracuse	1/23/19
Assists	11	Albrey Grimsley	Florida State	1/24/08
Rebounds	17	Beatrice Mompremier	NC State	3/3/19
Off. Rebounds*	7	Beatrice Mompremier	NC State	3/3/19
Def. Rebounds	13	Morgan Stroman	Clemson	2/7/13
Steals	10	Maurita Reid	Wake Forest	2/8/07
Blocked Shots	9	Jassany Williams	Notre Dame	1/8/15

* - recorded more than once with most recent listed



INDIVIDUAL SEASON RECORDS

SCORING

SINGLE-SEASON SCORING

Name (season)	G	Pts	Avg
1. Frances Savage (1991-92)	32	742	23.2
2. Frances Savage (1989-90)	31	733	23.6
3. Riquna Williams (2010-11)	33	717	21.7
4. Riquna Williams (2009-10)	36	707	19.6
5. Shenise Johnson (2009-10)	36	685	19.0
6. Sylvia Wilson (1980-81)	38	670	17.6
7. Tamara James (2002-03)	31	650	21.0
8. Frances Savage (1988-89)	29	649	22.4
9. Tamara James (2004-05)	29	647	22.3
10. Shenise Johnson (2009-10)	33	648	19.6

SINGLE-SEASON SCORING AVERAGE

Name (season)	G	Pts	Avg
1. Wendy Foote (1977-78)	16	403	25.2
2. Frances Savage (1989-90)	31	733	23.6
3. Maria Rivera (1987-88)	27	628	23.3
4. Frances Savage (1991-92)	32	742	23.2
5. Frances Savage (1988-89)	29	649	22.4
6. Tamara James (2004-05)	29	647	22.3
7. Riquna Williams (2010-11)	33	717	21.7
8. Tamara James (2005-06)	30	645	21.5
9. Maria Rivera (1985-86)	27	579	21.4
10. Tamara James (2002-03)	31	650	21.0

FIELD GOALS

SINGLE-SEASON FIELD GOALS MADE

Name (season)	G	FGM
1. Frances Savage (1989-90)	31	284
2. Frances Savage (1991-92)	32	271
3. Sylvia Wilson (1980-81)	38	268
4. Cordelia Fulmore (1983-84)	31	258
5. Frances Savage (1988-89)	29	256
6. Riquna Williams (2009-10)	36	253
7. Maria Rivera (1986-87)	30	251
Shenise Johnson (2009-10)	36	251
Riquna Williams (2010-11)	33	251
10. Tamara James (2004-05)	29	242

SINGLE-SEASON FIELD GOAL ATTEMPTS

Name (season)	G	FGA
1. Riquna Williams (2010-11)	33	632
2. Riquna Williams (2009-10)	36	628
3. Sylvia Wilson (1980-81)	38	568
4. Frances Savage (1991-92)	32	557
5. Maria Rivera (1986-87)	30	545
6. Maria Rivera (1985-86)	27	533
7. Frances Savage (1989-90)	31	526
8. Shenise Johnson (2009-10)	36	506
9. Tamara James (2004-05)	29	504
10. Sylvia Wilson (1981-82)	28	503

SINGLE-SEASON FIELD GOAL PCT. (200 FGA MIN.)

Name (season)	G	FGM	FGA	Pct
1. Emese Hof (2018-19)	34	197	336	.586
2. Erykah Davenport (2017-18)	31	152	277	.5487
3. Frances Savage (1988-89)	29	256	467	.5482
4. Cordelia Fulmore (1984-85)	28	228	416	.5481
5. Diane Barnes (2009-10)	35	126	231	.545
6. Emese Hof (2015-16)	33	117	216	.542

7. Keyona Hayes (2016-17)	33	135	250	.540
8. Frances Savage (1989-90)	31	284	526	.5399
9. Kym Hope (1996-97)	29	143	265	.5396
10. Vicki Plowden (1990-91)	28	194	360	.5389

3-POINT FIELD GOALS

SINGLE-SEASON 3-POINT FG MADE

Name (season)	G	3PM
1. Riquna Williams (2009-10)	36	106
2. Desma Thomas (1996-97)	29	81
3. Maurita Reid (2007-08)	30	76
4. Riquna Williams (2010-11)	33	75
5. Kelsey Marshall (2019-20)	30	74
6. Krystal Saunders (2010-14)	31	70
7. Renee Taylor (2006-07)	30	69
8. Stefanie Yderstrom (2011-12)	32	68
9. Kelsey Marshall (2018-19)	34	67
Riquna Williams (2011-12)	30	67

SINGLE-SEASON 3-POINT FG ATTEMPTS

Name (season)	G	3PA
1. Riquna Williams (2009-10)	36	294
2. Riquna Williams (2010-11)	33	252
3. Renee Taylor (2006-07)	30	227
4. Maurita Reid (2007-08)	30	219
5. Krystal Saunders (2013-14)	31	218
6. Desma Thomas (1996-97)	29	216
7. Kelsey Marshall (2019-20)	30	206
8. Stefanie Yderstrom (2011-12)	32	195
9. Riquna Williams (2011-12)	30	182
10. Jessica Thomas (2015-16)	33	181

SINGLE-SEASON 3-POINT FG PCT. (50 3PA MIN.)

Name (season)	G	3PM	3PA	Pct
1. Octavia Blue (1997-98)	29	24	53	.453
2. Elaine Harlow (1988-89)	29	40	94	.426
3. Laura Cornelius (2015-16)	33	47	111	.423
4. Sarah Mortensen (2018-19)	34	39	29	.403
5. Melissa Knight (2005-06)	30	53	132	.402
6. Shenise Johnson (2009-10)	36	50	127	.394
7. Maurita Reid (2006-07)	30	66	170	.388
8. Tamara James (2005-06)	30	53	137	.387
9. Laura Cornelius (2018-19)	34	52	137	.380
10. Tamara James (2003-04)	28	39	103	.379

FREE THROWS

SINGLE-SEASON FREE THROWS MADE

Name (season)	G	FTM
1. Frances Savage (1991-92)	32	181
2. Tamara James (2005-06)	30	156
3. Tamara James (2002-03)	31	155
4. Frances Savage (1989-90)	31	147
5. Maria Rivera (1987-88)	27	144
6. Sylvia Wilson (1986-87)	38	134
7. Shenise Johnson (2009-10)	36	133
8. Kym Hope (1998-99)	29	132
8. Shenise Johnson (2010-11)	33	132
10. Frances Savage (1988-89)	29	131

INDIVIDUAL SEASON RECORDS

SINGLE-SEASON FREE THROW ATTEMPTS

Name (season)	G	FTA
1. Frances Savage (1991-92)	32	222
Sylvia Wilson (1980-81)	38	222
3. Tamara James (2002-03)	31	204
4. Tamara James (2005-06)	30	188
5. Frances Savage (1989-90)	31	187
6. Morgan Stroman (2012-13)	32	183
7. Beatrice Mompremier (2018-19)	33	178
8. Maria Rivera (1987-88)	27	174
9. Morgan Stroman (2010-11)	31	173
10. Shenise Johnson (2009-10)	36	172

SINGLE-SEASON FREE-THROW PCT. (70 FTA MIN.)

Name (season)	G	FTM	FTA	Pct
1. Stefanie Yderstrom (2012-13)	32	68	77	.883
2. Shenise Johnson (2011-12)	32	107	122	.877
3. Holly Rilinger (1992-93)	28	90	105	.857
4. Laura Cornelius (2018-19)	34	75	88	.852
5. Shenise Johnson (2010-11)	33	132	156	.846
6. Renee Taylor (2006-07)	30	129	153	.843
7. Renee Taylor (2005-06)	30	112	156	.836
8. Jeannie Hebert (1991-92)	32	116	139	.835
9. Tamara James (2005-06)	30	156	188	.830
10. Maria Rivera (1987-88)	27	144	174	.828

REBOUNDS

SINGLE-SEASON REBOUNDS

Name (season)	G	Reb	Avg
1. Sylvia Wilson (1980-81)	38	449	11.8
2. Beatrice Mompremier (2018-19)	33	401	12.2
3. Cordelia Fulmore (1983-84)	31	359	11.6
4. Sylvia Wilson (1979-80)	33	344	10.4
5. Frances Savage (1991-92)	32	339	10.6
6. Sylvia Wilson (1981-82)	28	322	11.5
7. Vicki Plowden (1992-93)	31	311	10.0
8. Donna Mapp (1982-83)	27	310	11.5
9. Kym Hope (1997-98)	29	306	10.6
10. Frances Savage (1989-90)	31	293	9.5

SINGLE-SEASON REBOUNDING AVERAGE

Name (season)	G	Reb	Avg
1. Beatrice Mompremier (2018-19)	33	401	12.2
2. Sylvia Wilson (1980-81)	38	449	11.8
3. Cordelia Fulmore (1983-84)	31	359	11.6
4. Sylvia Wilson (1981-82)	28	322	11.5
5. Donna Mapp (1982-83)	27	310	11.48
6. Frances Savage (1991-92)	32	339	10.59
7. Kym Hope (1997-98)	29	306	10.55
8. Sylvia Wilson (1979-80)	33	344	10.4
9. Vicki Plowden (1992-93)	31	311	10.0
Vicki Plowden (1990-91)	28	281	10.0

ASSISTS

SINGLE-SEASON ASSISTS

Name (season)	G	Ast	Avg
1. Jeannie Hebert (1991-92)	32	221	6.9
2. Gina Graziani (1997-98)	29	210	7.2
3. Gina Graziani (1996-97)	29	198	6.8
4. Jeannie Hebert (1996-97)	28	189	6.8
5. Yalonda McCormick (2002-03)	31	185	6.0
6. Gina Graziani (1999-00)	29	182	6.3

7. Loretta Harvey (1981-82)	29	168	5.8
8. Yalonda McCormick (2004-05)	28	167	6.0
9. Shenise Johnson (2009-10)	36	166	4.6
10. Yalonda McCormick (2003-04)	29	157	5.4

STEALS

SINGLE-SEASON STEALS

Name (season)	G	Stl	Avg
1. Meghan Saake (2001-02)	31	121	3.9
2. Meghan Saake (2002-03)	31	114	3.7
3. Shenise Johnson (2009-10)	36	111	3.1
4. Maurita Reid (2007-08)	30	110	3.7
5. Morgan Stroman (2010-11)	33	109	3.3
6. Shenise Johnson (2011-12)	32	108	3.4
7. Maria Rivera (1986-87)	30	106	3.5
8. Loretta Harvey (1980-81)	37	105	2.8
8. Dottie Richardson (1980-81)	38	105	2.8
10. Shenise Johnson (2010-11)	33	104	3.2

BLOCKED SHOTS

SINGLE-SEASON BLOCKED SHOTS

Name (season)	G	Blk	Avg
1. Sylvia Wilson (1979-80)	33	80	2.4
2. Jassany Williams (2014-15)	33	76	2.3
3. Emese Hof (2018-19)	34	69	2.0
4. Kym Hope (1998-99)	29	62	2.1
5. Sylvia Wilson (1980-81)	28	61	2.2
6. Sylvia Wilson (1981-82)	28	57	2.0
7. Jassany Williams (2013-14)	31	57	1.8
8. Kym Hope (1996-97)	29	53	1.8
9. Joani Bowles (1983-84)	31	45	1.5
10. Sylvia Bullock (2011-12)	32	44	1.4



INDIVIDUAL CAREER RECORDS

SCORING

CAREER SCORING

Name (years)	G	Pts	Avg
1. Tamara James (2002-06)	118	2,406	20.4
2. Maria Rivera (1984-88)	112	2,358	21.1
3. Shenise Johnson (2008-12)	131	2,262	17.3
4. Frances Savage (1988-92)	94	2,184	23.2
5. Riquana Williams (2008-12)	125	2,148	17.2
6. Adrienne Motley (2013-17)	129	1,844	14.3
7. Jeannie Hebert (1988-92)	119	1,766	14.8
8. Octavia Blue (1994-98)	109	1,724	15.8
9. Sylvia Wilson (1979-82)	99	1,713	17.3
10. Chanivia Broussard (2000-04)	114	1,482	13.0

CAREER SCORING AVERAGE

Name (years)	G	Pts	Avg
1. Frances Savage (1988-92)	94	2,184	23.2
2. Maria Rivera (1984-88)	112	2,358	21.1
3. Tamara James (2002-06)	118	2,406	20.4
4. Cordelia Fulmore (1983-85)	59	1,142	19.4
5. Wendy Foote (1974-78)	62	1,174	18.9
6. Sylvia Wilson (1979-82)	99	1,713	17.3
7. Shenise Johnson (2008-12)	131	2,262	17.3
8. Riquana Williams (2008-12)	125	2,148	17.2
9. Renee Taylor (2005-07)	60	1,025	17.1
10. Octavia Blue (1994-98)	109	1,724	15.8

FIELD GOALS

CAREER FIELD GOALS MADE

Name (years)	G	FGM
1. Maria Rivera (1984-88)	112	891
2. Tamara James (2002-06)	118	868
3. Frances Savage (1988-92)	94	830
3. Shenise Johnson (2008-12)	131	830
5. Riquana Williams (2008-12)	125	760
6. Sylvia Wilson (1979-82)	99	721
7. Adrienne Motley (2013-17)	129	689
8. Octavia Blue (1994-98)	109	671
9. Jeannie Hebert (1988-92)	119	652
10. Chanivia Broussard (2000-04)	114	621

CAREER FIELD GOAL ATTEMPTS

Name (years)	G	FGA
1. Riquana Williams (2008-12)	125	1,969
2. Maria Rivera (1984-88)	112	1,931
3. Shenise Johnson (2008-12)	99	1,803
4. Tamara James (2002-06)	118	1,754
5. Frances Savage (1988-92)	94	1,593
6. Adrienne Motley (2013-16)	129	1,537
7. Octavia Blue (1994-98)	109	1,524
8. Sylvia Wilson (1979-82)	99	1,509
9. Jeannie Hebert (1989-92)	119	1,492
10. Chanivia Broussard (2000-04)	114	1,398

CAREER FIELD GOAL PERCENTAGE (500 FGA MIN.)

Name (years)	G	FGM	FGA	Pct
1. Emese Hof (2015-19)	127	507	923	.549
2. Cordelia Fulmore (1983-85)	59	486	895	.543
3. Erykah Davenport (2014-18)	130	380	721	.527
4. Kym Hope (1995-99)	113	362	691	.526
5. Frances Savage (1988-92)	94	830	1,590	.521
6. Shaquana Wilkins (2000-04)	116	384	743	.517

7. Keyona Hayes (2012-17)	129	459	898	.511
8. Joani Bowles (1983-85)	48	274	539	.508
9. Jennifer Jordan (1994-99)	109	365	722	.506
10. Vicki Plowden (1990-93)	91	579	1,155	.501

3-POINT FIELD GOALS

CAREER 3-POINT FG MADE

Name (years)	G	3PM
1. Riquana Williams (2008-12)	125	272
2. Stefanie Yderstrom (2009-13)	127	228
3. Kelsey Marshall (2017-pres.)	95	192
4. Jessica Thomas (2013-17)	130	179
5. Adrienne Motley (2013-17)	129	169
6. Desma Thomas (1992-94; 1995-97)	111	152
7. Tamara James (2002-06)	118	150
8. Shenise Johnson (2008-12)	131	148
9. Laura Cornelius (2015-19)	98	143
10. Maurita Reid (2006-08)	60	142

CAREER 3-POINT FG ATTEMPTS

Name (years)	G	3PA
1. Riquana Williams (2008-12)	125	839
2. Stefanie Yderstrom (2009-13)	127	690
3. Jessica Thomas (2013-17)	130	586
4. Krystal Saunders (2010-2014)	119	490
5. Adrienne Motley (2013-17)	129	477
6. LaToya Cunningham (2005-09)	119	473
7. Desma Thomas (1992-94; 1995-97)	111	463
8. Shenise Johnson (2008-12)	131	429
9. Shelia James (1998-02)	100	427
10. Tamara James (2002-06)	118	417

CAREER 3-POINT FG PERCENTAGE (100 3PA MIN.)

Name (years)	G	3PM	3PA	Pct
1. Laura Cornelius (2015-19)	98	143	366	.391
2. Elaine Harlow (1987-90)	115	92	243	.379
3. Frances Savage (1988-92)	94	43	114	.377
4. Maria Rivera (1984-88)	112	66	177	.373
5. Holly Rilinger (1992-93)	28	52	140	.371
6. Sarah Mortensen (2016-19)	90	60	163	.368
7. Maurita Reid (2006-08)	60	142	389	.365
8. Tamara James (2002-06)	118	150	471	.360
9. Adrienne Motley (2013-17)	129	169	477	.354
Melissa Knight (2001-06)	107	103	291	.354

FREE THROWS

CAREER FREE THROWS MADE

Name (years)	G	FTM
1. Tamara James (2002-06)	118	520
2. Maria Rivera (1984-88)	112	508
3. Frances Savage (1988-92)	94	481
4. Shenise Johnson (2008-12)	131	454
5. Jeannie Hebert (1988-92)	119	437
6. Morgan Stroman (2009-13)	120	403
7. Kym Hope (1995-99)	113	369
8. Octavia Blue (1994-98)	109	358
9. Riquana Williams (2008-12)	125	356
10. Desma Thomas (1992-94; 1995-97)	111	330

RECORDS

INDIVIDUAL CAREER RECORDS

CAREER FREE THROW ATTEMPTS

Name (years)	G	FTA
1. Tamara James (2002-06)	118	664
2. Maria Rivera (1984-88)	112	651
3. Frances Savage (1988-92)	94	603
4. Morgan Stroman (2009-13)	120	585
5. Jeannie Hebert (1988-92)	119	583
6. Shenise Johnson (2008-12)	131	550
7. Octavia Blue (1994-98)	109	549
8. Kym Hope (1995-99)	113	498
9. Desma Thomas (1992-97)	111	475
10. Jennifer Jordan (1994-99)	109	465

CAREER FREE-THROW PCT. (150 FTA MIN.)

Name (years)	G	FTM	FTA	Pct
1. Stefanie Yderstrom (2009-13)	127	181	211	.860
2. Renee Taylor (2005-07)	60	241	287	.840
3. Shenise Johnson (2008-12)	131	454	550	.825
4. Frances Savage (1988-92)	94	481	603	.798
5. Tamara James (2002-06)	118	520	664	.783
6. Maria Rivera (1984-88)	112	508	651	.780
7. Shawnice Wilson (2011-13)	64	125	162	.772
8. Riquana Williams (2008-12)	125	356	463	.769
9. Elaine Harlow (1986-90)	115	213	280	.761
10. Adrienne Motley (2013-17)	129	297	396	.750
Jeannie Hebert (1988-92)	119	437	583	.750

Note: Mykea Gray's .777 mark (268-of-345) would rank seventh if her career were complete

REBOUNDS

CAREER REBOUNDS

Name (years)	G	Reb	Avg
1. Sylvia Wilson (1979-82)	99	1,115	11.3
2. Shenise Johnson (2008-12)	131	1,020	7.8
3. Frances Savage (1988-92)	94	919	9.8
4. Kym Hope (1995-99)	113	888	7.9
5. Morgan Stroman (2009-13)	120	886	7.4
6. Vicki Plowden (1990-93)	91	857	9.4
7. Tamara James (2002-06)	118	805	6.8
8. Robin Harmony (1980-84)	125	760	6.1
9. Keyona Hayes (2012-14; 15-17)	129	754	5.8
10. Emese Hof (2015-19)	127	748	5.9

CAREER REBOUNDING AVERAGE

Name (years)	G	Reb	Avg
1. Sylvia Wilson (1979-82)	99	1,115	11.3
2. Cordelia Fulmore (1983-85)	59	690	10.3
3. Frances Savage (1988-92)	94	919	9.8
4. Vicki Plowden (1990-93)	91	857	9.4
5. Donna Mapp (1981-83)	54	489	9.1
6. Kym Hope (1995-99)	113	888	7.9
7. Shenise Johnson (2008-12)	131	1,020	7.8
8. Joani Bowles (1983-85)	48	356	7.4
Morgan Stroman (2009-13)	120	886	7.4
10. Shawnice Wilson (2011-13)	64	459	7.2

ASSISTS

CAREER ASSISTS

Name (years)	G	Ast	Avg
1. Gina Graziani (1996-00)	111	743	6.7
2. Jeannie Hebert (1988-92)	119	694	5.8
3. Loretta Harvey (1981-84)	122	588	4.8

4. Shenise Johnson (2008-12)	131	556	4.2
5. Yalonda McCormick (2001-05)	105	539	5.1
6. Maria Rivera (1984-88)	112	487	4.3
7. Robin Harmony (1980-84)	125	445	3.6
8. Elaine Harlow (1986-90)	115	432	3.8
9. Meghan Saake (1999-03)	118	403	3.4
10. Jessica Thomas (2013-17)	130	374	2.9

STEALS

CAREER STEALS

Name (years)	G	Stl	Avg
1. Shenise Johnson (2008-12)	131	401	3.1
2. Maria Rivera (1984-88)	112	382	3.4
3. Meghan Saake (1999-02)	118	358	3.0
4. Loretta Harvey (1981-84)	122	357	2.9
5. Robin Harmony (1980-84)	125	314	2.5
6. Yalonda McCormick (2001-05)	105	280	2.7
7. Tamara James (2002-06)	118	279	2.4
8. Morgan Stroman (2009-13)	120	272	2.3
9. Jeannie Hebert (1988-92)	119	237	2.0
10. Ronnie McGarry (1990-94)	117	224	1.9

BLOCKED SHOTS

CAREER BLOCKED SHOTS

Name (years)	G	Blk	Avg
1. Sylvia Wilson (1979-82)	99	198	2.0
2. Emese Hof (2015-19)	127	182	1.4
3. Kym Hope (1995-99)	113	164	1.5
4. Jassany Williams (2013-15)	64	133	2.1
5. Chanivia Broussard (2000-04)	114	132	1.2
6. Sylvia Bullock (2008-12)	129	120	0.9
7. Emese Hof (2015-19)	93	113	1.2
8. Vicki Plowden (1990-93)	91	108	1.2
9. Morgan Stroman (2009-13)	120	100	0.8
10. Shaquana Wilkins (2000-04)	116	95	0.8
Meghan Saake (1999-03)	118	95	0.8

PARTICIPATION

CAREER GAMES PLAYED

Name (years)	G
1. Shenise Johnson (2008-12)	131
2. Erykah Davenport (2014-18)	130
Jessica Thomas (2013-17)	130
4. Keyona Hayes (2012-14; 15-17)	129
Adrienne Motley (2013-17)	129
Sylvia Bullock (2008-12)	129
7. Michelle Woods (2011-13, 14-16)	128
Maria Brown (2010-14)	128
9. Emese Hof (2015-19)	127
Suriya McGuire (2011-15)	127
Stefanie Yderstrom (2009-13)	127

CAREER GAMES STARTED

Name (years)	G	GS
1. Shenise Johnson (2008-12)	131	131
2. Adrienne Motley (2013-17)	129	126
3. Loretta Harvey (1980-84)	122	120
4. Jeannie Hebert (1988-92)	119	119
5. Meghan Saake (1999-03)	118	118
5. Robin Harmony (1980-84)	125	118
7. Tamara James (2002-06)	118	117
8. Stefanie Yderstrom (2009-13)	127	114
9. Ronnie McGarry (1990-94)	117	112



NCAA TOURNAMENT - TEAM RECORDS

MARGIN OF VICTORY

Category	Points	Opponent	Date
Largest Margin of Victory	29	vs. Idaho State (UM, 70-41)	3/17/12
Largest Margin of Defeat	24	at Oklahoma State (OSU, 93-69)	3/15/89

POINTS

Category	Points	Opponent	Date
Most Points	86	vs. Washington North Carolina	3/20/15 3/21/92
Fewest Points	49	vs. Clemson	3/14/98
Most Points Allowed	93	at Oklahoma State	3/15/89
Fewest Points Allowed	41	vs. Idaho State	3/17/12
Most Points in a Loss	85	vs. Maryland	3/21/04
	85	at New Mexico (OT)	3/22/03
Most Points Combined	176	at New Mexico (UNM, 91-85, OT)	3/22/03

POINTS IN A QUARTER[^]

Category	Points	Opponent	Date
Most Points in a Quarter	23	Quinnipiac (4th) vs. South Dakota State (4th)	3/20/17 3/19/16
Fewest Points in a Quarter	9	vs. South Dakota State (3rd)	3/19/16
Most Points Allowed in a Quarter	33	vs. Quinnipiac (4th)	3/17/18
Fewest Points Allowed in a Quarter	9	FGCU (2nd)	3/18/17
Most Points Combined in a Quarter	51	vs. Quinnipiac (QU, 33-18, 4th)	3/17/18
Fewest Points Combined in a Quarter	23	FGCU (UM, 14-9, 2nd)	3/18/17
Largest Positive Margin in a Quarter	+7	FGCU (UM, 21-14, 4th)	3/22/19
Largest Negative Margin in a Quarter	-15	vs. Quinnipiac (QU, 33-18, 4th)	3/17/18

[^] - NCAA switched to the quarter system in advance of the 2015-16 season

FIELD GOALS

Category	FG	Opponent	Date
Most Field Goal Attempts	81	at New Mexico (OT)	3/22/03
Fewest Field Goal Attempts	43	North Carolina	3/21/92
Most Field Goals Made	34	at New Mexico (OT)	3/22/03
Fewest Field Goals Made	13	vs. Clemson	3/14/98
Highest Field Goal Percentage	.651 (28-43)	North Carolina	3/21/92
Lowest Field Goal Percentage	.260 (13-50)	vs. Clemson	3/14/98

3-POINT FIELD GOALS

Category	3FG	Opponent	Date
Most 3-Point Attempts	23	vs. Oklahoma	3/22/11
Fewest 3-Point Attempts	1	North Carolina	3/21/92
Most 3-Pointers Made	8	at New Mexico (OT)	3/22/03
		vs. Oklahoma	3/22/11
Fewest 3-Pointers Made	0	St. Peter's North Carolina	3/17/93 3/21/92
Highest 3-Point Percentage	.583 (7-12)	vs. Washington	3/20/15
Lowest 3-Point Percentage	.000 (0-2)	St. Peter's	3/17/93

FREE THROWS

Category	FT	Opponent	Date
Most Free Throw Attempts	40	vs. Washington	3/20/15
Fewest Free Throw Attempts	10	at Gonzaga	3/19/12
		at New Mexico (OT)	3/22/03
Most Free Throws Made	30	North Carolina	3/21/92
Fewest Free Throws Made	7	at Iowa	3/22/15
Highest Free-Throw Percentage	.900 (9-10)	at Gonzaga	3/19/12
		at New Mexico (OT)	3/22/03
Lowest Free-Throw Percentage	.538 (14-26)	at Iowa	3/24/13

RECORDS



NCAA TOURNAMENT - TEAM RECORDS

REBOUNDS

Category	Reb	Opponent	Date
Most Rebounds	53	at Iowa	3/24/13
Fewest Rebounds	26	North Carolina	3/21/92
Most Offensive Rebounds	25	at Iowa	3/24/13
Fewest Offensive Rebounds	6	North Carolina	3/21/92
Most Defensive Rebounds	37	vs. FGCU	3/22/19
Fewest Defensive Rebounds	18	at Western Kentucky	3/20/93
		St. Peter's	3/17/93

ASSISTS

Category	Ast	Opponent	Date
Most Assists	24	at New Mexico (OT)	3/22/03
Fewest Assists	7	at Gonzaga	3/19/12

BLOCKED SHOTS

Category	Blk	Opponent	Date
Most Blocked Shots	8	vs. Gardner-Webb	3/20/11
Fewest Blocked Shots	0	at Western Kentucky	3/20/93

STEALS

Category	Stl	Opponent	Date
Most Steals	14	vs. South Dakota State	3/19/16
Fewest Steals	4	vs. Washington	3/20/15

TURNOVERS

Category	TO	Opponent	Date
Most Turnovers	27	at Oklahoma State	3/15/89
Fewest Turnovers	4	vs. Washington	3/20/15

PERSONAL FOULS

Category	PF	Opponent	Date
Most Personal Fouls	25	vs. Quinnipiac	3/17/18
Fewest Personal Fouls	12	vs. Gardner-Webb	3/20/11

RECORDS

NCAA TOURNAMENT - INDIVIDUAL RECORDS

SCORING

NCAA SINGLE-GAME SCORING

Name	Opponent (date)	Pts
1. Adrienne Motley	vs. Washington (3/20/15)	30
2. Riquna Williams	vs. Gardner-Webb (3/20/11)	28
Vicki Plowden	vs. Vanderbilt (3/26/92)	28
4. Jeannie Hebert	North Carolina (3/21/92)	26
Jessica Thomas	Quinnipiac (3/20/17)	25
Shenise Johnson	vs. Oklahoma (3/22/11)	25
7. Frances Savage	North Carolina (3/21/92)	25

FIELD GOALS

NCAA SINGLE-GAME FIELD GOALS MADE

Name	Opponent (date)	FGM
1. Vicki Plowden	vs. Vanderbilt (3/26/92)	12
2. Adrienne Motley	vs. Washington (3/20/15)	10
Shenise Johnson	at Gonzaga (3/19/12)	10
Shenise Johnson	vs. Oklahoma (3/22/11)	10
Tamara James	at New Mexico (3/22/03)	10
Frances Savage	North Carolina (3/21/92)	10
Frances Savage	at Oklahoma State (3/15/89)	10

NCAA SINGLE-GAME FIELD GOAL ATTEMPTS

Name	Opponent (date)	FGA
1. Frances Savage	at Oklahoma State (3/15/89)	24
2. Vicki Plowden	vs. Vanderbilt (3/26/92)	23
Shenise Johnson	at Gonzaga (3/19/12)	23
4. Jessica Thomas	at Iowa (3/22/15)	22
Frances Savage	vs. Vanderbilt (3/26/92)	22

NCAA SINGLE-GAME FIELD GOAL PCT. (10 FGA MIN.)

Name	FG	FGA	Pct	Opponent (date)
1. Erykah Davenport	8	10	.800	vs. Quinnipiac (3/17/18)
Shaquana Wilkins	8	10	.800	vs. Maryland (3/21/04)
3. Frances Savage	10	14	.714	N. Carolina (3/21/92)
4. Endia Banks	7	10	.700	vs. Quinnipiac (3/17/18)
5. Keyona Hayes	8	12	.667	Quinnipiac (3/20/17)

3-POINT FIELD GOALS

NCAA SINGLE-GAME 3-POINT FG MADE

Name	Opponent (date)	3PM
1. Laura Cornelius	vs. South Dakota St. (3/19/16)	4
Stefanie Yderstrom	vs. Oklahoma (3/22/11)	4
Yalonda McCormick	vs. Maryland (3/21/04)	4
4. Endia Banks	vs. FGCU (3/22/19)	3
Jessica Thomas	Quinnipiac (3/20/17)	3
Jessica Thomas	at Iowa (3/22/15)	3
Stefanie Yderstrom	vs. Gardner-Webb (3/20/11)	3
Yalonda McCormick	at New Mexico (3/22/03)	3
Tamara James	at New Mexico (3/22/03)	3
Shannon Drury	vs. Clemson (3/14/98)	3
Holly Rilinger	at W. Kentucky (3/20/93)	3

NCAA SINGLE-GAME 3-POINT FG ATTEMPTS

Name	Opponent (date)	3PA
1. Jessica Thomas	at Iowa (3/22/15)	11
2. Stefanie Yderstrom	vs. Oklahoma (3/22/11)	9
3. Mykea Gray	vs. Arizona State (3/24/19)	8
Riquna Williams	vs. Gardner-Webb (3/20/11)	8
Yalonda McCormick	vs. Maryland (3/21/04)	8
6. Krystal Saunders	at Iowa (3/24/13)	7
Riquna Williams	vs. Oklahoma (3/22/11)	7

Stefanie Yderstrom	vs. Gardner-Webb (3/20/11)	7
Holly Rilinger	at Western KY (3/20/93)	7
Elaine Harlow	at Oklahoma St. (3/15/89)	7

NCAA SINGLE-GAME 3-POINT FG PCT. (2 3PM MIN.)

Name	3PM	3PA	Pct	Opponent (date)
1. Tamara James	3	3	1.000	at New Mexico (3/22/03)
2. Keyanna Harris	2	2	1.000	Quinnipiac (3/20/17)
Adrienne Motley	2	2	1.000	vs. Washington (3/20/15)
Necole Sterling	2	2	1.000	vs. Washington (3/20/15)
5. Jessica Thomas	3	4	.750	Quinnipiac (3/20/17)
Yalonda McCormick	3	4	.750	at New Mexico (3/22/03)
Shannon Drury	3	4	.750	vs. Clemson (3/14/98)

FREE THROWS

NCAA SINGLE-GAME FREE THROWS MADE

Name	Opponent (date)	FTM
1. Riquna Williams	vs. Gardner-Webb (3/20/11)	10
2. Adrienne Motley	vs. Washington (3/20/15)	8
Chanivia Broussard	vs. Maryland (3/21/04)	8
Jeannie Hebert	North Carolina (3/21/92)	8
5. Mykea Gray	vs. FGCU (3/22/19)	7
Michelle Woods	vs. Washington (3/20/15)	7
Shawnice Wilson	at Iowa (3/24/13)	7
Morgan Stroman	vs. Gardner-Webb (3/20/11)	7
Della Wilson	St. Peter's (3/17/93)	7

NCAA SINGLE-GAME FREE THROW ATTEMPTS

Name	Opponent (date)	FTA
1. Chanivia Broussard	vs. Maryland (3/21/04)	14
2. Michelle Woods	vs. Washington (3/20/15)	11
Morgan Stroman	vs. Gardner-Webb (3/20/11)	11
Riquna Williams	vs. Gardner-Webb (3/20/11)	11
5. Adrienne Motley	vs. Washington (3/20/15)	10
Jessica Thomas	vs. Washington (3/20/15)	10
Shawnice Wilson	at Iowa (3/24/13)	10

NCAA SINGLE-GAME FREE-THROW PCT. (5 FTA MIN.)

Name	FTM	FTA	Pct	Opponent (date)
1. Jeannie Hebert	8	8	1.000	vs. Maryland (3/21/04)
2. Della Wilson	7	7	1.000	St. Peter's (3/17/93)
3. Carla Harris	6	6	1.000	N. Carolina (3/21/92)
4. Riquna Williams	9	11	.909	vs. Gard-Webb (3/20/11)
5. Mykea Gray	7	8	.875	vs. FGCU (3/22/19)
6. Keyona Hayes	5	6	.833	Quinnipiac (3/20/17)
Michelle Woods	5	6	.833	vs. Idaho State (3/17/12)
Riquna Williams	5	6	.833	vs. Oklahoma (3/22/11)
Frances Savage	5	6	.833	N. Carolina (3/21/92)
Vicki Plowden	5	6	.833	N. Carolina (3/21/92)

REBOUNDS

NCAA SINGLE-GAME REBOUNDS

Name	Opponent (date)	Reb
1. Beatrice Mompremier	vs. Arizona State (3/24/19)	22
2. Shawnice Wilson	at Iowa (3/24/13)	18
Shenise Johnson	vs. Gardner-Webb (3/20/11)	18
3. Frances Savage	vs. Vanderbilt (3/26/92)	16
4. Kym Hope	vs. Clemson (3/14/98)	15
5. Shawnice Wilson	vs. Idaho State (3/17/12)	14
Morgan Stroman	vs. Oklahoma (3/22/11)	14

NCAA TOURNAMENT - INDIVIDUAL RECORDS

NCAA SINGLE-GAME OFFENSIVE REBOUNDS

Name	Opponent (date)	Reb
1. Vicki Plowden	vs. Vanderbilt (3/26/92)	9
Shenise Johnson	vs. Gardner-Webb (3/20/11)	9
3. Erykah Davenport	vs. Quinnipiac (3/17/18)	7
Frances Savage	vs. Vanderbilt (3/26/92)	7
Shawnice Wilson	at Iowa (3/24/13)	7

NCAA SINGLE-GAME DEFENSIVE REBOUNDS

Name	Opponent (date)	Reb
1. Beatrice Mompremier	vs. Arizona State (3/24/19)	16
2. Shawnice Wilson	at Iowa (3/24/13)	11
Kym Hope	vs. Clemson (3/14/98)	11
Shawnice Wilson	at Iowa (3/24/13)	11
5. Emese Hof	vs. FGCU (3/22/19)	10
6. Beatrice Mompremier	vs. FGCU (3/22/19)	9
Frances Savage	vs. Vanderbilt (3/26/92)	9
Shenise Johnson	vs. Gardner-Webb (3/20/11)	9
Shawnice Wilson	vs. Idaho State (3/17/12)	9

ASSISTS

NCAA SINGLE-GAME ASSISTS

Name	Opponent (date)	Ast
1. Jeannie Hebert	vs. Vanderbilt (3/26/92)	8
2. Meghan Saake	at New Mexico (3/22/03)	7
3. Keyanna Harris	vs. Quinnipiac (3/17/18)	6
Shenise Johnson	vs. Oklahoma (3/22/11)	6
Shenise Johnson	vs. Gardner-Webb (3/20/11)	6
Yolanda McCormick	at New Mexico (3/22/03)	6
Della Wilson	at Western Kentucky (3/20/93)	6
Frances Savage	North Carolina (3/21/92)	6
Jeannie Hebert	North Carolina (3/21/92)	6

STEALS

NCAA SINGLE-GAME STEALS

Name	Opponent (date)	Stl
1. Yolanda McCormick	vs. Maryland (3/21/04)	5
Carla Harris	St. Peter's (3/17/93)	5
Jeannie Hebert	at Oklahoma State (3/15/89)	5
4. Shenise Johnson	vs. Idaho State (3/17/12)	4
Riquna Williams	vs. Gardner-Webb (3/20/11)	4
Morgan Stroman	vs. Gardner-Webb (3/20/11)	4
Vicki Plowden	vs. Vanderbilt (3/26/92)	4
Jeannie Hebert	North Carolina (3/21/92)	4

BLOCKED SHOTS

NCAA SINGLE-GAME BLOCKED SHOTS

Name	Opponent (date)	Blk
1. Emese Hof	vs. South Dakota State (3/19/16)	4
Sylvia Bullock	vs. Gardner-Webb (3/20/11)	4
3. Beatrice Mompremier	vs. FGCU (3/22/19)	3
Ronnie McGarry	North Carolina (3/21/92)	3
Kym Hope	vs. Clemson (3/14/98)	3
6. Adrienne Motley	Quinnipiac (3/20/17)	2
Jassany Williams	at Iowa (3/22/15)	2
Jassany Williams	vs. Washington (3/20/15)	2
Shawnice Wilson	at Gonzaga (3/19/12)	2
Shawnice Wilson	vs. Idaho State (3/17/12)	2



WNIT - TEAM RECORDS

MARGIN OF VICTORY

Category	Points	Opponent	Date
Largest Margin of Victory	17	at Michigan (UM, 76-59)	3/31/10
Largest Margin of Defeat	12	at California (Cal, 73-61) vs. Kentucky (UK, 80-68)	4/3/10 3/23/90

POINTS

Category	Points	Opponent	Date
Most Points	95	FIU	3/18/06
Fewest Points	58	at Rice	3/12/99
Most Points Allowed	83	FIU at Houston vs. Illinois State	3/18/06 3/16/02 3/22/90
Fewest Points Allowed	57	FGCU	3/18/10
Most Points in a Loss	80	vs. Charlotte	3/24/90
Most Points Combined	178	FIU (UM, 95-83)	3/18/06

*Miami has not played a game in the WNIT since the NCAA switched to the quarter system in advance of the 2015-16 season

FIELD GOALS

Category	FG	Opponent	Date
Most Field Goal Attempts	78	at Houston	3/16/02
Fewest Field Goal Attempts	49	Providence	3/28/10
Most Field Goals Made	31	at Houston	3/16/02
Fewest Field Goals Made	21	Stetson	3/20/14
Highest Field Goal Percentage	.520 (26-50)	at Rice	3/12/99
Lowest Field Goal Percentage	.288 (21-73)	Stetson	3/20/14

3-POINT FIELD GOALS

Category	3FG	Opponent	Date
Most 3-Point Attempts	26	Stetson FIU	3/20/14 3/18/06
Fewest 3-Point Attempts	7	at Rice	3/12/99
Most 3-Pointers Made	14	FIU	3/18/06
Fewest 3-Pointers Made	3	FGCU at Rice vs. Kentucky	3/18/10 3/12/99 3/23/90
Highest 3-Point Percentage	.556 (10-18)	North Carolina A&T	3/25/10
Lowest 3-Point Percentage	.231 (3-13)	FGCU	3/18/10

FREE THROWS

Category	FT	Opponent	Date
Most Free Throw Attempts	27	at Providence North Carolina A&T	3/28/10 3/25/10
Fewest Free Throw Attempts	11	at Rice	3/12/99
Most Free Throws Made	21	at Providence vs. Illinois State	3/28/10 3/22/90
Fewest Free Throws Made	3	at Rice	3/12/99
Highest Free-Throw Percentage	.826 (19-23)	FIU	3/18/06
Lowest Free-Throw Percentage	.273 (3-11)	at Rice	3/12/99

REBOUNDS

Category	Reb	Opponent	Date
Most Rebounds	59	Stetson	3/20/14
Fewest Rebounds	30	at Georgia Tech	3/13/02
Most Offensive Rebounds	21	Stetson	3/20/14
Fewest Offensive Rebounds	8	FIU	3/18/06
Most Defensive Rebounds	38	Stetson	3/20/14
Fewest Defensive Rebounds	15+	vs. Charlotte	3/24/90

+ - Miami had one team rebound in the game not designated as offensive or defensive in the official statistics



WNIT - TEAM RECORDS

ASSISTS

Category	Ast	Opponent	Date
Most Assists	21	North Carolina	3/25/10
Fewest Assists	6	at Providence	3/28/10

BLOCKED SHOTS

Category	Blk	Opponent	Date
Most Blocked Shots	9	at Houston	3/16/02
Fewest Blocked Shots	0	at Michigan at Providence	3/31/10 3/28/10

STEALS

Category	Stl	Opponent	Date
Most Steals	15	FIU	3/18/06
Fewest Steals	3	vs. Illinois State	3/22/90

TURNOVERS

Category	TO	Opponent	Date
Most Turnovers	23	at Virginia	3/22/06
Fewest Turnovers	8	vs. Illinois State	3/22/90

PERSONAL FOULS

Category	PF	Opponent	Date
Most Personal Fouls	21	Stetson at Virginia	3/20/14 3/22/06
Fewest Personal Fouls	12	vs. Illinois State	3/22/90



WNIT - INDIVIDUAL RECORDS

SCORING

WNIT SINGLE-GAME SCORING

Name	Opponent (date)	Pts
1. Frances Savage	vs. Charlotte (3/24/90)	36
2. Shenise Johnson	at Providence (3/28/10)	33
3. Tamara James	FIU (3/18/06)	32
4. Tamara James	at Virginia (3/22/06)	31
5. Elaine Harlow	vs. Illinois State (3/22/90)	27

FIELD GOALS

WNIT SINGLE-GAME FIELD GOALS MADE

Name	Opponent (date)	FGM
1. Frances Savage	vs. Charlotte (3/24/90)	14
2. Shenise Johnson	at Providence (3/28/10)	11
Kym Hope	at Rice (3/12/99)	11
Frances Savage	vs. Kentucky (3/23/90)	11
5. Tamara James	at Virginia (3/22/06)	10
Elaine Harlow	vs. Illinois State (3/22/90)	10
Frances Savage	vs. Illinois State (3/22/90)	10

WNIT SINGLE-GAME FIELD GOAL ATTEMPTS

Name	Opponent (date)	FGA
1. Chanivia Broussard	at Houston (3/16/02)	23
2. Tamara James	FIU (3/18/06)	22
Frances Savage	vs. Kentucky (3/23/90)	22
4. Tamara James	at Virginia (3/22/06)	21
Frances Savage	vs. Charlotte (3/24/90)	21
Frances Savage	vs. Illinois State (3/22/90)	21

WNIT SINGLE-GAME FIELD GOAL PCT. (10 FGA MIN.)

Name	FG	FGA	Pct	Opponent (date)
1. Shenise Johnson	11	14	.786	at Providence (3/28/10)
2. Cassandra Wimes	7	10	.700	at Rice (3/12/99)
3. Frances Savage	14	21	.667	vs. Charlotte (3/24/90)
4. Martha Bodley	8	12	.667	at Houston (3/16/02)
5. Kym Hope	11	17	.647	at Rice (3/12/99)

3-POINT FIELD GOALS

WNIT SINGLE-GAME 3-POINT FG MADE

Name	Opponent (date)	3PM
1. Riquana Williams	at Michigan (3/31/10)	7
2. Krystal Saunders	Stetson (3/20/14)	5
Riquana Williams	North Carolina A&T (3/25/10)	5
4. Shenise Johnson	at Providence (3/28/10)	4
Riquana Williams	at Providence (3/28/10)	4
Tamara James	FIU (3/18/06)	4
Melissa Knight	FIU (3/18/06)	4
Sheila James	at Houston (3/16/02)	4

WNIT SINGLE-GAME 3-POINT FG ATTEMPTS

Name	Opponent (date)	3PA
1. Riquana Williams	at Michigan (3/31/10)	15
2. Krystal Saunders	Stetson (3/20/14)	13
3. Elaine Harlow	vs. Kentucky (3/23/90)	10
4. Tamara James	FIU (3/18/06)	9
Sheila James	at Houston (3/16/02)	9
Elaine Harlow	vs. Illinois State (3/22/90)	9

WNIT SINGLE-GAME 3-POINT FG PCT. (2 3PM MIN.)

Name	3PM	3PA	Pct	Opponent (date)
1. Shenise Johnson	4	4	1.000	at Providence (3/28/10)

2. Katie Hayek	2	2	1.000	FIU (3/18/06)
3. Melissa Knight	4	5	.800	FIU (3/18/06)
4. Shenise Johnson	3	5	.600	at Michigan (3/31/10)
Melissa Knight	3	5	.600	at Virginia (3/22/06)
Cassandra Wimes	3	5	.600	at Rice (3/12/99)

FREE THROWS

WNIT SINGLE-GAME FREE THROWS MADE

Name	Opponent (date)	FTM
1. Tamara James	FIU (3/18/06)	14
2. Tamara James	at Virginia (3/22/06)	10
3. Jeannie Hebert	vs. Charlotte (3/24/90)	8
4. Shenise Johnson	at Providence (3/28/10)	7
5. Charmaine Clark	Florida (3/21/10)	6

WNIT SINGLE-GAME FREE THROW ATTEMPTS

Name	Opponent (date)	FTA
1. Tamara James	FIU (3/18/06)	16
2. Tamara James	at Virginia (3/22/06)	14
3. Jeannie Hebert	vs. Charlotte (3/24/90)	13
4. Shenise Johnson	at Providence (3/28/10)	8
Shenise Johnson	North Carolina A&T (3/25/10)	8
Charmaine Clark	Florida (3/21/10)	8

WNIT SINGLE-GAME FREE-THROW PCT. (5 FTA MIN.)

Name	FTM	FTA	Pct	Opponent (date)
1. Renee Taylor	5	5	1.000	FIU (3/18/06)
2. Tamara James	14	16	.875	FIU (3/18/06)
3. Shenise Johnson	7	8	.875	at Providence (3/28/10)
4. Adrienne Motley	5	6	.833	Stetson (3/20/14)
Diane Barnes	5	6	.833	at Providence (3/28/10)
Frances Savage	5	6	.833	vs. Charlotte (3/24/90)
Frances Savage	5	6	.833	vs. Illinois St. (3/22/90)

REBOUNDS

WNIT SINGLE-GAME REBOUNDS

Name	Opponent (date)	Reb
1. Keyona Hayes	Stetson (3/20/14)	15
2. Frances Savage	vs. Kentucky (3/23/90)	12
3. Diane Barnes	FGCU (3/18/10)	11
Frances Savage	vs. Charlotte (3/24/90)	11
Frances Savage	vs. Illinois State (3/22/90)	11

WNIT SINGLE-GAME OFFENSIVE REBOUNDS

Name	Opponent (date)	Reb
1. Frances Savage	vs. Charlotte (3/24/90)	8
2. Martha Bodley	at Houston (3/16/02)	6
Frances Savage	vs. Kentucky (3/23/90)	6
4. Keyona Hayes	Stetson (3/20/14)	5
Morgan Stroman	at Michigan (3/31/10)	5
Shenise Johnson	Florida (3/21/10)	5
Tamara James	at Virginia (3/22/06)	5
Frances Savage	vs. Illinois State (3/22/90)	5

WNIT SINGLE-GAME DEFENSIVE REBOUNDS

Name	Opponent (date)	Reb
1. Keyona Hayes	Stetson (3/20/14)	10
2. Charmaine Clark	at Michigan (3/31/10)	8
Diane Barnes	FGCU (3/18/10)	8
Tamara James	FIU (3/18/06)	8
Martha Bodley	at Georgia Tech (3/13/02)	8

RECORDS



WNIT - INDIVIDUAL RECORDS

ASSISTS

WNIT SINGLE-GAME ASSISTS

Name	Opponent (date)	Ast
1. Renee Taylor	FIU (3/18/06)	10
2. Shenise Johnson	Florida (3/21/10)	8
	Renee Taylor at Virginia (3/22/06)	8
4. Shenise Johnson	at Michigan (3/31/10)	7
	Charmaine Clark North Carolina A&T (3/25/10)	7
	Shenise Johnson FGCU (3/18/10)	7
	Elaine Harlow vs. Charlotte (3/24/90)	7

STEALS

WNIT SINGLE-GAME STEALS

Name	Opponent (date)	Stl
1. Tamara James	FIU (3/18/06)	5
2. Shenise Johnson	at Michigan (3/31/10)	4
	Morgan Stroman North Carolina A&T (3/25/10)	4
	Melissa Knight FIU (3/18/06)	4
	Renee Taylor FIU (3/18/06)	4
	Meghan Saake at Georgia Tech (3/13/02)	4
	Elaine Harlow vs. Charlotte (3/24/90)	4
	Lisa Jones vs. Charlotte (3/24/90)	4
	Nanci Clayton vs. Kentucky (3/23/90)	4

BLOCKED SHOTS

WNIT SINGLE-GAME BLOCKED SHOTS

Name	Opponent (date)	Blk
1. Jassany Williams	Stetson (3/20/14)	3
	Martha Bodley at Houston (3/16/02)	3
	Chanivia Broussard at Houston (3/16/02)	3
	Kym Hope at Rice (3/12/99)	3
5. Sylvia Bullock	North Carolina A&T (3/25/10)	2
	Diane Barnes FGCU (3/18/10)	2
	Meghan Saake at Houston (3/16/02)	2
	Belinda Kunczt vs. Kentucky (3/23/90)	2
	Frances Savage vs. Kentucky (3/23/90)	2



ACC TOURNAMENT - TEAM RECORDS

MARGIN OF VICTORY

Category	Points	Opponent	Date
Largest Margin of Victory	22	vs. Pittsburgh (UM, 77-55)	3/3/16
Largest Margin of Defeat	27	vs. Georgia Tech (GT, 76-49)	3/6/08

POINTS

Category	Points	Opponent	Date
Most Points	93	vs. NC State	3/4/11
Fewest Points	45	vs. Virginia Tech	3/7/13
Most Points Allowed	92	vs. Syracuse	3/8/19
Fewest Points Allowed	39	vs. Virginia Tech	3/7/13
Most Points in a Loss	85	vs. Syracuse	3/8/19
Most Points Combined	178	vs. NC State (UM, 93-85)	3/4/11

POINTS IN A QUARTER[^]

Category	Points	Opponent	Date
Most Points in a Quarter	28	vs. Georgia Tech (2nd)	3/2/17
Fewest Points in a Quarter	8	vs. Florida State (4th)	3/3/17
Most Points Allowed in a Quarter	31	vs. Syracuse (2nd)	3/8/19
Fewest Points Allowed in a Quarter	8	vs. Georgia Tech (1st)	3/2/17
		vs. Florida State (3rd)	3/4/16
Most Points Combined in a Quarter	48	vs. Syracuse (SU, 25-23, 4th)	3/8/19
Fewest Points Combined in a Quarter	19	vs. Duke (DU, 10-9, 1st)	3/4/17
Largest Positive Margin in a Quarter	+11	vs. Georgia Tech (UM, 28-17, 2nd)	3/2/17
		vs. Georgia Tech (UM, 19-8, 1st)	3/2/17
		vs. Florida State (UM, 22-11, 4th)	3/4/16
		vs. Pittsburgh (UM, 20-9, 2nd)	3/3/16
Largest Negative Margin in a Quarter	-15	vs. Syracuse (SU, 31-16, 2nd)	3/8/19

[^] - NCAA switched to the quarter system in advance of the 2015-16 season

FIELD GOALS

Category	FG	Opponent	Date
Most Field Goal Attempts	70	vs. NC State	3/4/11
Fewest Field Goal Attempts	49	vs. Virginia Tech	3/7/13
		vs. Georgia Tech	3/1/07
		vs. Georgia Tech	3/4/05
Most Field Goals Made	37	vs. Georgia Tech	3/2/17
Fewest Field Goals Made	14	vs. Virginia Tech	3/7/13
Highest Field Goal Percentage	.638 (37-58)	vs. Georgia Tech	3/2/17
Lowest Field Goal Percentage	.286 (14-49)	vs. Virginia Tech	3/7/13

3-POINT FIELD GOALS

Category	3FG	Opponent	Date
Most 3-Point Attempts	25	vs. Clemson	3/4/20
		vs. North Carolina	3/5/11
Fewest 3-Point Attempts	6	vs. Georgia Tech	3/2/17
Most 3-Pointers Made	9	vs. Georgia Tech	3/2/06
Fewest 3-Pointers Made	1	vs. Virginia Tech	3/7/13
		vs. Florida State	3/3/17
Highest 3-Point Percentage	.533 (8-15)	vs. Florida State	3/4/16
Lowest 3-Point Percentage	.091 (1-11)	vs. Florida State	3/3/17

FREE THROWS

Category	FT	Opponent	Date
Most Free Throw Attempts	28	vs. NC State	3/4/11
Fewest Free Throw Attempts	5	vs. Georgia Tech	3/1/07
Most Free Throws Made	19	vs. NC State	3/4/11
Fewest Free Throws Made	4	vs. Georgia Tech	3/1/07
Highest Free-Throw Percentage	.889 (8-9)	vs. Notre Dame	3/5/16
Lowest Free-Throw Percentage	.417 (5-12)	vs. Pittsburgh	3/3/16

RECORDS



ACC TOURNAMENT - TEAM RECORDS

REBOUNDS

Category	Reb	Opponent	Date
Most Rebounds	48	vs. Florida State	3/8/13
Fewest Rebounds	20	vs. Georgia Tech	3/1/07
Most Offensive Rebounds	18	vs. Boston College	3/5/09
Fewest Offensive Rebounds	5	vs. Pittsburgh	3/3/16
		vs. Georgia Tech	3/1/07
Most Defensive Rebounds	34	vs. Florida State	3/7/13
Fewest Defensive Rebounds	14	vs Boston College	3/5/09

ASSISTS

Category	Ast	Opponent	Date
Most Assists	21	vs. Pittsburgh	3/3/16
Fewest Assists	6	vs. Notre Dame	3/6/15
		vs. Virginia Tech	3/7/13
		vs. Wake Forest (OT)	3/4/10

BLOCKED SHOTS

Category	Blk	Opponent	Date
Most Blocked Shots	7	vs. Florida State	3/4/16
Fewest Blocked Shots	1	vs. Boston College	3/5/09
		vs. Georgia Tech	3/2/06
		vs. North Carolina	3/3/05

STEALS

Category	Stl	Opponent	Date
Most Steals	26	vs. Florida State	3/4/16
Fewest Steals	0	vs. Syracuse	3/8/19

TURNOVERS

Category	TO	Opponent	Date
Most Turnovers	23	vs. Florida State	3/6/14
		vs. Florida State	3/8/13
Fewest Turnovers	9	vs. Notre Dame	3/6/15

PERSONAL FOULS

Category	PF	Opponent	Date
Most Personal Fouls	25	vs. Georgia Tech	3/2/06
Fewest Personal Fouls	8	vs. Boston College	3/5/09



ACC TOURNAMENT - INDIVIDUAL RECORDS

SCORING

ACC TOURN. SINGLE-GAME SCORING

Name	Opponent (date)	Pts
1. Riquna Williams	vs. Wake Forest (3/4/10)	28
2. Beatrice Mompremier	vs. Syracuse (3/8/19)	27
3. Emese Hof	vs. Syracuse (3/8/19)	25
Shenise Johnson	vs. NC State (3/4/11)	25
Jessica Thomas	vs. Notre Dame (3/6/15)	24
6. Beatrice Mompremier	vs. Clemson (3/4/20)	23
7. Riquna Williams	vs. Wake Forest (3/2/12)	22
Riquna Williams	vs. NC State (3/4/11)	22

FIELD GOALS

ACC TOURN. SINGLE-GAME FIELD GOALS MADE

Name	Opponent (date)	FGM
1. Beatrice Mompremier	vs. Syracuse (3/8/19)	11
2. Emese Hof	vs. Syracuse (3/8/19)	10
Shenise Johnson	vs. NC State (3/4/11)	10
Riquna Williams	vs. Wake Forest (3/4/10)	10
5. Beatrice Mompremier	vs. Clemson (3/4/20)	9
Emese Hof	vs. Florida State (3/2/18)	9
Keyona Hayes	vs. Pittsburgh (3/3/16)	9
Jessica Thomas	vs. Notre Dame (3/6/15)	9
Riquna Williams	vs. Wake Forest (3/2/12)	9

ACC TOURN. SINGLE-GAME FIELD GOAL ATTEMPTS

Name	Opponent (date)	FGA
1. Riquna Williams	vs. Wake Forest (3/4/10)	25
2. Riquna Williams	vs. North Carolina (3/5/11)	24
3. Riquna Williams	vs. Wake Forest (3/2/12)	21
4. Shenise Johnson	vs. North Carolina (3/4/11)	20
Shenise Johnson	vs. NC State (3/4/11)	20

ACC TOURN. SINGLE-GAME FG PCT. (10 FGA MIN.)

Name	FG	FGA	Pct	Opponent (date)
1. Keyona Hayes	8	11	.727	vs. Georgia Tech (3/2/17)
2. Emese Hof	7	10	.700	vs. Florida St. (3/4/16)
3. Beatrice Mompremier	11	16	.688	vs. Syracuse (3/9/19)
4. Emese Hof	10	15	.667	vs. Syracuse (3/9/19)
5. Beatrice Mompremier	9	14	.643	vs. Clemson (3/4/20)
Jessica Thomas	9	14	.643	vs. Notre Dame (3/5/15)
7. Keyona Hayes	7	11	.636	vs. Duke (3/4/17)
Emese Hof	7	11	.636	vs. Georgia Tech (3/2/17)

Note: Keyona Hayes has the record for most field goals made without a miss (9-of-9, vs. Pittsburgh, 3/3/16)

3-POINT FIELD GOALS

ACC TOURN. SINGLE-GAME 3-POINT FG MADE

Name	Opponent (date)	3PM
1. Jessica Thomas	vs. Notre Dame (3/5/16)	5
Jessica Thomas	vs. Florida State (3/4/16)	5
3. Krystal Saunders	vs. Florida State (3/6/14)	4
Riquna Williams	vs. Wake Forest (3/2/12)	4
Riquna Williams	vs. North Carolina (3/5/11)	4
Shenise Johnson	vs. NC State (3/4/11)	4

ACC TOURN. SINGLE-GAME 3-POINT FG ATTEMPTS

Name	Opponent (date)	3PA
1. Riquna Williams	vs. North Carolina (3/5/11)	11
2. Stefania Yderstrom	vs. NC State (3/4/11)	10
Kelsey Marshall	vs. Clemson (3/4/20)	9

Jessica Thomas	vs. Notre Dame (3/5/16)	9
Stefania Yderstrom	vs. Florida State (3/8/13)	9
Riquna Williams	vs. NC State (3/4/11)	9
Riquna Williams	vs. Wake Forest (3/4/10)	9

ACC TOURN. SINGLE-GAME 3-POINT FG PCT. (2 3PM MIN.)

Name	3PM	3PA	Pct	Opponent (date)
1. Jessica Thomas	5	6	.833	vs. Florida State (3/4/16)
2. Shenise Johnson	4	5	.800	vs. NC State (3/4/11)
3. Maurita Reid	2	3	.667	vs. Georgia Tech (3/1/07)
4. Jessica Thomas	3	5	.600	vs. Notre Dame (3/6/15)
Necole Sterling	3	5	.600	vs. Virginia (3/5/15)

FREE THROWS

ACC TOURN. SINGLE-GAME FREE THROWS MADE

Name	Opponent (date)	FTM
1. Morgan Stroman	vs. Florida State (3/8/13)	8
Fallon Phanord	vs. North Carolina (3/5/05)	8
3. Keyanna Harris	vs. Wake Forest (3/1/18)	7
Shawnice Wilson	vs. Virginia Tech (3/7/13)	7
Riquna Williams	vs. NC State (3/4/11)	7

ACC TOURN. SINGLE-GAME FREE THROW ATTEMPTS

Name	Opponent (date)	FTA
1. Beatrice Mompremier	vs. Clemson (3/4/20)	10
Morgan Stroman	vs. Florida State (3/8/13)	10
Riquna Williams	vs. NC State (3/4/11)	10
3. Riquna Williams	vs. Wake Forest (3/4/10)	9
4. Keyanna Harris	vs. Wake Forest (3/1/18)	8
Morgan Stroman	vs. Virginia Tech (3/7/13)	8
Shawnice Wilson	vs. Virginia Tech (3/7/13)	8
Morgan Stroman	vs. NC State (3/4/11)	8
Fallon Phanord	vs. North Carolina (3/5/05)	8

ACC TOURN. SINGLE-GAME FREE-THROW PCT. (5 FTA MIN.)

Name	FTM	FTA	Pct	Opponent (date)
1. Fallon Phanord	8	8	1.000	vs. N. Carolina (3/5/05)
2. Keyanna Harris	7	8	.875	vs. Wake Forest (3/1/18)
Shawnice Wilson	7	8	.875	vs. Virginia Tech (3/7/13)
4. Shenise Johnson	5	6	.833	vs. N. Carolina (3/5/05)
Lamese James	5	6	.833	vs. Florida St. (3/5/09)

REBOUNDS

ACC TOURN. SINGLE-GAME REBOUNDS

Name	Opponent (date)	Reb
1. Shawnice Wilson	vs. Florida State (3/8/13)	18
2. Shenise Johnson	vs. North Carolina (3/5/11)	14
Tamara James	vs. North Carolina (3/5/05)	14
4. Morgan Stroman	vs. Virginia Tech (3/7/13)	13
Shawnice Wilson	vs. Wake Forest (3/2/12)	13
Shenise Johnson	vs. NC State (3/4/11)	13

ACC TOURN. SINGLE-GAME OFFENSIVE REBOUNDS

Name	Opponent (date)	Reb
1. Shawnice Wilson	vs. Wake Forest (3/2/12)	6
Shenise Johnson	vs. Boston College (3/5/09)	6
3. Morgan Stroman	vs. Florida State (3/8/13)	5
Shawnice Wilson	vs. Florida State (3/8/13)	5
Shenise Johnson	vs. North Carolina (3/5/11)	5
Morgan Stroman	vs. Wake Forest (3/4/10)	5
Renee Taylor	vs. Georgia Tech (3/2/06)	5

RECORDS

ACC TOURNAMENT - INDIVIDUAL RECORDS

ACC TOURN. SINGLE-GAME DEFENSIVE REBOUNDS

Name	Opponent (date)	Reb
1. Shawnice Wilson	vs. Florida State (3/8/13)	13
2. Morgan Stroman	vs. Virginia Tech (3/7/13)	12
3. Tamara James	vs. North Carolina (3/5/05)	10
4. Beatrice Mompremier	vs. Syracuse (3/9/19)	9
Shenise Johnson	vs. North Carolina (3/5/11)	9
Shenise Johnson	vs. NC State (3/4/11)	9

ASSISTS

ACC TOURN. SINGLE-GAME ASSISTS

Name	Opponent (date)	Ast
1. Keyanna Harris	vs. Wake Forest (3/1/18)	8
2. Mykea Gray	vs. Clemson (3/4/20)	6
Michelle Woods	vs. Florida State (3/4/16)	6
Shenise Johnson	vs. Wake Forest (3/2/12)	6
Riquna Williams	vs. NC State (3/4/11)	6
LaToya Cunningham	vs. Boston College (3/5/09)	6
Yalonda McCormick	vs. North Carolina (3/5/05)	6

STEALS

ACC TOURN. SINGLE-GAME STEALS

Name	Opponent (date)	Stl
1. Yalonda McCormick	vs. North Carolina (3/5/05)	6
2. Erykah Davenport	vs. Wake Forest (3/1/18)	5
Adrienne Motley	vs. Florida State (3/4/16)	5
Morgan Stroman	vs. NC State (3/4/11)	5
Renee Taylor	vs. Georgia Tech (3/2/06)	5
Tamara James	vs. Georgia Tech (3/4/05)	5

BLOCKED SHOTS

ACC TOURN. SINGLE-GAME BLOCKED SHOTS

Name	Opponent (date)	Blk
1. Jassany Williams	vs. Virginia (3/5/15)	5
2. Emese Hof	vs. Syracuse (3/9/19)	3
Emese Hof	vs. Georgia Tech (3/2/17)	3
Emese Hof	vs. Pittsburgh (3/3/16)	3
Morgan Stroman	vs. Florida State (3/8/13)	3
Sylvia Bullock	vs. Wake Forest (3/2/12)	3



WATSCO CENTER RECORDS

Beginning Jan. 15, 2003, all home games played at BankUnited Center
(name changed to Watsco Center prior to 2016-17)

SINGLE-GAME INDIVIDUAL RECORDS

Category	Stat	Individual	Opponent	Date
Scoring	39	Tamara James	Fairfield	12/28/04
FGM	17	Tamara James	Fairfield	12/28/04
FGA	31	Riquna Williams	North Carolina	2/13/11
FG% (min. 10 attempts)	.857 (12-14)	Tamara James	NC A&T	12/28/05
3FGM	8	Riquna Williams	Maryland	1/12/12
3FGA	14	Riquna Williams	Maryland	1/12/12
3FG% (min. 5 made)	1.000 (6-6)	Laura Cornelius	NC State	12/30/15
FTM	14	Tamara James	FIU	3/18/06
FTA	16	Tamara James	FIU	3/18/06
FT% (min. 8 attempts)	1.000 (11-11)	Tamara James	FDU	12/2/05
Assists*	11	Albrey Grimsley	Florida State	1/24/08
Rebounds	22	Beatrice Mompremier	Arizona State	3/24/19
Steals	10	Maurita Reid	Wake Forest	2/8/07
Blocked Shots	9	Jassany Williams	Notre Dame	1/8/15

* - recorded more than once with most recent listed

SINGLE-GAME TEAM RECORDS

Category	Points	Opponent	Date
Scoring	07	Prairie View A&M	11/17/11
FGM	42	Prairie View A&M	11/17/11
FGA	86	Quinnipiac	12/28/09
FG%	.621 (41-66)	NC A&T	12/29/05
3FGM*	14	FIU	3/18/06
3FGA	35	North Carolina	2/21/08
3FG% (min. 5 made)	.769 (10-13)	Coppin State	1/2/05
FTM	34	Boston College	1/27/19
FTA	49	Boston College	1/27/19
FT% (min. 10 attempts)*	1.000 (12-12)	Jacksonville	11/13/07
Assists*	32	NC A&T	12/28/05
Rebounds	70	Quinnipiac	12/28/09
Steals	29	Prairie View A&M	11/17/11
Blocked Shots*	11	Brown	12/29/08
Points in a Quarter	33	Alabama	12/21/18
Fewest Points Allowed (Q)	0	UNC Asheville	12/20/19

* - recorded more than once with most recent listed

MISCELLANEOUS RECORDS

WATSCO CENTER ATTENDANCE RECORDS

Date	Opponent	Result	Att.
12/6/16	Loyola Chicago	W, 81-43	4,989
2/19/03	Connecticut	L, 81-60	4,973
11/13/15	Wright State*	W, 80-67	4,034
11/13/19	North Florida*	W, 78-55	4,017
11/29/08	Santa Clara@	W, 60-44	3,777
12/30/10	Morgan State%	W, 74-47	3,683
11/9/12	North Florida*	W, 77-24	3,160
11/9/18	Stephen F. Austin	W, 81-60	3,079
2/19/12	Florida State	W, 67-60	3,016
3/22/19	FGCU!	W, 69-62	3,003

LARGEST CROWDS TO SEE THE CANES*

Date	Opponent	Result	Att.
1/12/02	at Connecticut	L, 96-50	16,294
2/16/97	at Connecticut	L, 86-59	16,294
3/22/03	vs. New Mexico!	L, 91-85	16,151
2/17/19	at Louisville	W, 79-73	12,193
11/15/11	at Tennessee	L, 92-76	12,151
3/7/13	vs. Virginia Tech	W, 45-39	11,359
3/4/10	vs. Wake Forest^	L, 66-65	11,445
2/12/12	at Maryland	W, 76-74	11,008
3/7/04	vs. Boston College\$	L, 65-53	10,833
2/8/04	at Connecticut	L, 83-65	10,167
3/6/08	vs. Georgia Tech^	L, 76-49	10,158

HOME ATTENDANCE RECORDS*

Date	Opponent	Result	Att.
1/29/00	Connecticut	L, 84-36	9,276
1/19/02	Seton Hall	W, 56-54	5,620
12/6/16	Loyola Chicago	W, 81-43	4,989
2/19/03	Connecticut	L, 81-60	4,973
11/13/15	Wright State#	W, 80-67	4,034
11/13/19	North Florida#	W, 78-55	4,017
11/29/08	Santa Clara@	W, 60-44	3,777
12/30/10	Morgan State%	W, 74-47	3,683
11/9/12	North Florida#	W, 77-24	3,160
11/9/18	Stephen F. Austin	W, 81-60	3,079

- Education Day Game

@ - Miami Thanksgiving Classic

% - Miami Holiday Classic

^ - ACC Tournament

\$ - Big East Tournament

! - NCAA Tournament

* - since 1991-92

ALL-TIME RECORDS BY MONTH*

Month	Home	Away	Neutral	Totals
Nov	78-12	25-25	14-10	117-47
Dec	158-58	23-29	16-11	197-98
Jan	119-69	83-97	9-12	211-178
Feb	118-47	71-96	13-23	202-166
March	23-12	8-15	25-32	56-59
April	-	0-1	-	0-1
Totals	502-201	216-268	80-92	798-561

ALL-TIME RECORDS BY DAY*

Day	Record	Pct.
Monday	76-51	.598
Tuesday	80-57	.630
Wednesday	80-63	.559
Thursday	125-91	.579
Friday	108-63	.632
Saturday	172-118	.593
Sunday	142-104	.577
Totals	798-561	.587

* - 29 games missing during the 1974-75, 1978-79 seasons

ALL-TIME RECORDS IN 1-5 POINT DECISIONS

Point Differential	Record	Pct.
1 Point	16-28	.364
2 Points	27-31	.466
3 Points	33-21	.611
4 Points	27-19	.587
5 Points	21-30	.412
Totals	124-129	.490

SPECIFIC GAMES

Day	Record	Pct.
Season Opener	39-9	.813
(at home)	27-2	.931
(on the road)	9-3	.750
(neutral site)	3-4	.429
(under Katie Meier)	14-1	.933
ACC Opener	10-6	.625
(at home)	7-3	.700
(on the road)	3-3	.500
First Home Game	45-3	.938
First Road Game	22-26	.458

WINNING STREAKS

Category	Games	Dates
Overall	30	12/1/91-3/21/92
Regular Season	30	12/1/91-3/21/92
Home	41	2/28/10-11/18/12
Home Regular Season	37	2/28/10-11/18/12
Away	13	12/8/91-3/9/92
Away Regular Season	13	12/9/91-3/9/92

LOSING STREAKS

Category	G	Dates
Overall	8	1/10/86-2/10/86
Regular Season	8	1/10/86-2/10/86



OVERTIME GAMES

Season	Date	Opponent	H/A/N	W/L	OT	Score	Margin
1982-83	12/31/82	Pittsburgh	H	W	2OT	79-75	+4
1982-83	2/18/83	Florida A&M	H	L	OT	80-78	-2
1983-84	3/1/84	FIU	A	L	2OT	83-81	-2
1988-89	12/2/88	Houston	A	L	OT	81-76	-5
1990-91	1/26/91	Mercer#	H	L	OT	86-83	-3
1991-92	11/23/91	Florida State	A	L	OT	71-69	-2
1992-93	12/30/92	Texas Tech	H	L	OT	75-74	-1
1992-93	2/9/93	Georgetown&	A	L	3OT	90-88	-2
1993-94	1/15/94	St. John's&	A	W	OT	80-72	+8
1993-94	1/19/94	Syracuse&	H	W	2OT	62-59	+3
1997-98	12/31/97	West Virginia&	H	W	OT	74-72	+2
1997-98	1/14/98	Villanova&	A	L	OT	68-67	-1
1998-99	12/30/98	St. John's&	A	L	OT	76-72	-4
2000-01	1/21/01	Western Kentucky	H	L	OT	82-75	-7
2001-02	1/16/02	Syracuse&	H	W	OT	75-71	+4
2002-03	1/28/03	Virginia Tech&	H	W	OT	67-66	+1
2002-03	2/26/03	Seton Hall&	A	L	OT	78-71	-7
2003-04	1/14/04	Georgetown&	H	W	OT	57-55	+2
2005-06	2/19/06	No. 1 Duke*	H	L	2OT	99-93	-6
2005-06	2/26/06	Georgia Tech*	H	W	2OT	90-85	+5
2007-08	11/28/07	Milwaukee	A	W	OT	73-70	+3
2007-08	1/24/08	Florida State*	H	L	OT	75-70	-5
2007-08	2/11/08	Virginia Tech*	H	L	OT	81-73	-8
2008-09	2/19/09	No. 23 Virginia*	A	L	OT	84-75	-9
2009-10	1/27/10	No. 25 Georgia Tech*	A	L	OT	80-73	-7
2009-10	2/11/10	No. 21 Virginia*	H	L	OT	69-63	-6
2009-10	2/18/10	Clemson*	A	L	OT	73-72	-1
2009-10	2/28/10	Boston College*	H	W	OT	76-68	+8
2009-10	3/4/10	Wake Forest%	N	L	OT	61-60	-1
2010-11	12/7/10	No. 12 Georgetown	H	W	OT	81-72	+9
2010-11	1/30/11	No. 25 Georgia Tech*	H	W	OT	84-74	+10
2011-12	12/5/11	No. 11 Rutgers	H	W	2OT	92-81	+11
2013-14	3/6/14	Florida State%	N	L	OT	72-67	-5
2015-16	2/21/16	Virginia Tech*	H	W	OT	67-56	+11
2016-17	12/1/16	No. 9/10 Ohio State	A	W	OT	94-89	+5
2019-20	1/30/20	Georgia Tech*	H	W	OT	54-49	+5

OVERTIME RECORDS

All	16-20
2OT	4-2
3OT	0-1
Conference	10-11 (2-1 2OT, 0-1 3OT)
ACC	4-6 (1-1 2OT)
ACC Tournament	0-2
Home	13-8
Away	3-10
Neutral	0-2
Under Katie Meier	9-9

* Atlantic Coast Conference game

& BIG EAST Conference game

New South Women's Athletic Conference game

% ACC Tournament game

RECORDS

100-POINT GAMES

MIAMI 100-POINT GAMES

Season	Date	Opponent	H/A/N	W/L	UM	Opp	Margin
1975-76	1/14/76	Homestead AFB	H	W	100	20	+80
1979-80	11/28/79	Broward Central	A	W	101	38	+63
1979-80	2/12/80	Broward Central	H	W	104	35	+69
1980-81	1/27/81	FIU	H	W	109	56	+53
1981-82	1/28/82	Florida Memorial	H	W	100	54	+46
1987-88	1/11/88	Florida A&M	H	W	104	86	+18
1987-88	2/25/88	UCF	H	W	103	87	+16
1988-89	12/19/88	Florida A&M	H	W	103	64	+39
1988-89	2/24/89	FIU	A	W	100	85	+15
1997-98	11/25/97	Florida Atlantic	A	W	105	84	+21
1997-98	12/27/97	Delaware State	H	W	105	62	+43
2002-03	11/25/02	Morris Brown	H	W	111	44	+67
2005-06	12/2/05	Farleigh Dickinson	H	W	100	62	+38
2005-06	12/28/05	North Carolina A&T	H	W	104	65	+39
2009-10	11/13/09	CSU Bakersfield	A	W	111	93	+18
2009-10	12/21/09	Cornell	A	W	101	62	+39
2011-12	11/17/11	Prairie View A&M	H	W	107	26	+81
2011-12	12/16/11	Louisiana-Monroe	H	W	103	39	+64
2016-17	1/26/17	North Carolina*	H	W	100	88	+12
2018-19	12/21/18	Alabama	N	W	101	74	+27
2018-19	12/28/18	Florida A&M	H	W	103	54	+49

MIAMI 100-POINT RECORDS

Total	21
Home	15
Away	5
ACC	1
Under Katie Meier	9

OPPONENT 100-POINT GAMES

Season	Date	Opponent	H/A/N	W/L	UM	Opp	Margin
1975-76	2/9/76	Florida	A	L	53	103	-50
1976-77	1/24/76	Miami-Dade North	A	L	69	106	-37
1979-80	12/31/79	Kansas	H	L	62	101	-39
1980-81	12/28/80	Drake	H	L	63	101	-38
1985-86	2/8/86	Kentucky	A	L	53	108	-55
1985-86	2/17/86	No. 1 Texas	A	L	43	112	-69
2002-03	2/15/03	West Virginia&	A	L	84	100	-16
2004-05	12/6/04	No. 12 Texas Tech	A	L	49	109	-60
2006-07	1/10/07	No. 1 Maryland*	H	L	53	111	-58
2017-18	1/11/18	No. 13/12 Florida State*	A	L	67	105	-38

OPPONENT 100-POINT RECORDS

Total	10
Home	3
Away	7
Under Katie Meier	2

* Atlantic Coast Conference game
& BIG EAST Conference game



HALFTIME COMEBACKS

Since 1995

Date	Opponent	Site	Half	Result	Margin
1/11/95	Georgetown&	A	36-34	W, 72-66	-2
1/21/95	Providence&	H	41-33	W, 80-78	-8
2/1/95	Pittsburgh&	H	29-25	W, 54-50	-4
2/18/95	Syracuse&	H	39-38	W, 67-65	-1
1/31/96	Providence&	H	42-34	W, 74-73	-8
2/8/96	West Virginia&	A	36-32	W, 88-69	-4
2/25/97	Georgetown&	H	25-22	W, 62-58	-3
3/2/97	Boston College@	N	27-22	W, 63-48	-5
11/20/97	South Florida	A	24-22	W, 55-52	-2
12/28/97	Maine	H	41-35	W, 91-78	-6
12/31/97	West Virginia&	H	35-31	W, 74-72 (OT)	-4
1/31/98	Georgetown&	A	35-34	W, 81-74	-1
2/3/98	Notre Dame&	H	34-30	W, 77-76	-4
12/5/98	Boston College&	H	30-27	W, 65-57	-3
1/2/99	Pittsburgh&	H	36-29	W, 75-60	-7
12/15/01	FAU	A	40-38	W, 92-77	-2
1/5/02	Rutgers&	A	25-23	W, 67-53	-2
2/20/02	Virginia Tech&	H	26-20	W, 55-53	-6
3/2/02	Georgetown@	N	31-30	W, 69-52	-1
3/13/02	Georgia Tech%	A	45-36	W, 73-64	-9
12/21/02	Eastern Michigan	H	33-28	W, 85-66	-5
3/4/03	Georgetown&	H	30-29	W, 73-71	-1
11/25/03	USF	A	32-26	W, 62-55	-6
1/10/04	Boston College&	A	29-27	W, 70-66	-2
11/19/04	Gardner Webb	H	30-26	W, 65-47	-4
12/29/04	Loyola Marymount	H	38-31	W, 78-67	-7
1/27/05	Florida State*	H	31-28	W, 62-57	-3
1/12/06	Clemson*	A	27-26	W, 74-52	-1
11/15/06	Santa Clara	A	45-41	W, 85-83	-4
11/28/07	UW-Milwaukee	A	33-31	W, 73-70 (OT)	-2
12/18/07	Southern Miss	N	34-22	W, 66-63	-12
12/18/08	UCF	A	36-30	W, 66-59	-6
2/12/09	Virginia Tech*	A	31-27	W, 59-56	-4
12/24/09	Houston	H	29-26	W, 68-54	-3
1/21/10	Maryland*	A	32-31	W, 80-77	-1
3/18/10	FGCU%	H	35-27	W, 70-57	-8
1/16/11	Boston College*	H	30-27	W, 65-53	-3
1/30/11	Georgia Tech*	H	38-31	W, 84-74 (OT)	-7
2/7/11	Boston College*	A	49-41	W, 90-80	-8
12/5/11	Rutgers	H	31-22	W, 92-81	-9
1/12/12	Maryland*	H	27-25	W, 75-63	-2
1/19/12	Virginia*	A	33-29	W, 56-53	-4
2/12/12	Maryland*	A	38-33	W, 76-74	-5
1/17/13	Georgia Tech*	H	31-30	W, 71-65	-1
3/3/13	Virginia Tech*	A	23-19	W, 64-46	-4
11/30/13	Missouri	H	35-32	W, 74-68	-3
1/12/14	Virginia Tech*	A	31-25	W, 64-62	-6
2/24/14	Wake Forest*	H	36-32	W, 72-64	-4
2/27/14	Virginia*	A	36-32	W, 83-63	-4
1/21/15	Virginia*	H	27-25	W, 67-58	-2
11/15/15	Bethune-Cookman	H	21-19	W, 55-47	-2
11/23/15	Charlotte	A	39-35	W, 77-70	-4
12/2/15	Illinois+	H	35-28	W, 73-64	-7
12/20/15	Indiana	N	40-39	W, 89-75	-1
2/4/16	Boston College*	A	29-27	W, 67-62	-2
12/4/16	Old Dominion	H	25-23	W, 66-56	-2
12/10/17	Kentucky	H	30-23	W, 65-54	-7
12/31/17	Duke*	H	27-24	W, 51-48	-3
1/6/19	Wake Forest*	A	31-27	W, 72-57	-4
1/27/19	Boston College*	H	44-42	W, 76-73	-2

RECORDS



HALFTIME COMEBACKS

Since 1995

2/17/19	Louisville*	A	37-29	W, 79-73	-8
12/21/20	Washington St.	H	35-32	W, 74-68	-3
1/30/20	Georgia Tech*	H	32-14	W, 54-49 (OT)	-18
2/27/20	Wake Forest*	H	37-34	W, 79-63	-3

* Atlantic Coast Conference game
 + ACC/Big 10 Challenge
 & BIG EAST Conference game
 @ BIG EAST Tournament
 % WNIT

Largest halftime comeback since 1995

Largest margin of victory following a halftime comeback since 1995

BY THE NUMBERS (SINCE 1995)

Total halftime comebacks	65
Total in ACC play	21
Total in Big East play	16
Total by site	
at home	35
on road	25
neutral site	4
Total by month	
January	20
February	14
March	6
November	8
December	16
Most in a Season	5 (3x; 1997, 2002, 2015)

RECORDS



LAST TIME IT HAPPENED

MIAMI INDIVIDUAL

Scored 20-29 points	Kelsey Marshall (21) vs. Pittsburgh (3/1/20)
Scored 30-39 points	Beatrice Mompremier (31) at [19/20] DePaul (11/23/19)
Scored 40+ points	Renee Taylor (42) at Houston (12/19/05)
Consecutive 20-point games	Kelsey Marshall (22 vs. Clemson, 21 at Florida State) (1/23-1/26)
Made 10-14 field goals	Beatrice Mompremier (12) at [19/20] DePaul (11/23/19)
Made 15+ field goals	Tamara James (17) vs. Fairfield (12/28/04)
Made six 3-point field goals	Kelsey Marshall (6) at Wake Forest (2/27/20)
Made seven-plus 3-point field goals	Kelsey Marshall (7) at Virginia (2/13/20)
Made 10-14 free throws	Emese Hof (11) at [13/14] Syracuse (1/23/19)
Made 15+ free throws	Desma Thomas (16) vs. Georgetown (2/25/97)
Had 15-19 rebounds	Beatrice Mompremier (18) at [19/20] DePaul (11/23/19)
Had 20+ rebounds	Beatrice Mompremier (22) vs. [22/20] Arizona State (3/24/19)
Had 10+ assists	Laura Cornelius (10) at [13/14] Syracuse (1/23/19)
Had 5-9 steals	Mykea Gray (5) vs. Georgia Tech (1/30/20)
Had 5+ blocks	Brianna Jackson (5) at [14/14] Florida State (1/26/20)
Had a double-double	Beatrice Mompremier (13 pts, 10 reb) vs. Pittsburgh (3/1/20)
20 points and 20 rebounds	Beatrice Mompremier (24 pts, 21 reb) vs. [11/11] Marquette (11/15/18)

MIAMI TEAM

Scored 80-89 points	80 vs. Miami (OH) (11/30/19)
Scored 90-99 points	90 vs. Vanderbilt (12/20/18)
Scored 100+ points	103 vs. Florida A&M (12/28/18)
Scored 100+ points in a conference game	100 vs. North Carolina (1/26/17)
Had 50-59 rebounds	58 vs. Binghamton (12/17/19)
Made 30-34 field goals	30, at Wake Forest (2/27/20)
Made 35-39 field goals	36 vs. Florida A&M (12/28/18)
Made 40+ field goals	41 vs. UL-Monroe (12/16/11)
Made 10-14 3-point field goals	10, vs. Pittsburgh (3/1/20)
Made 15+ 3-point field goals	16 vs. Alabama (12/21/18)
Made 20-29 free throws	23 at [19/20] DePaul (11/23/19)
Made 30 free throws	34 vs. Boston College (1/27/19)
Dished 20-25 assists	24 vs. Vanderbilt (12/20/18)
Dished 25-29 assists	26 vs. Alabama (12/21/18)
Dished 30+ assists	30 vs. Prairie View A&M (11/17/11)
Recorded 15-19 steals	16 vs. Syracuse (1/12/19)
Recorded 20+ steals	22 vs. North Carolina (2/8/12)
Posted 10+ blocks	10 vs. NC A&T (11/22/19)
Four players with 10+ points	Marshall (21), Gray (19), Mompremier (13), Jackson (11) vs. Pittsburgh (3/1/20)
Five players with 10+ points	Hof (22), Mompremier (17), Marshall (17), Cornelius (11), Huston (10) vs. Florida A&M (12/28/18)
Two players with 20+ points	Endia Banks (23), Beatrice Mompremier (20) vs. IUPUI (11/17/19)
Two players with double-figure rebounds	Emese Hof (12), Beatrice Mompremier (10) vs. FGCU (3/22/19)
Two players with double-doubles	Mompremier (21 pts, 10 reb), Hof (10 pts, 12 reb) vs. FGCU (3/22/19)
Won by 30-39 points	30 vs. Virginia Tech (2/25/18)
Won by 40-49 points	49 vs. Florida A&M (12/28/18)
Won by 50+ points	51 at FIU (11/6/18)
Won in overtime	54-49 (OT) vs. Georgia Tech (1/30/20)
Lost in overtime	72-67 (OT) vs. Florida State (3/6/14)
Defeated a ranked opponent	79-73 at [2/2] Louisville (2/17/19)
Lost to a ranked opponent	50-48 vs. [10/10] NC State (2/20/20)
Defeated a top 6-10 opponent	56-54 vs. [8/12] Florida State (3/3/17)
Lost to a top 6-10 opponent	50-48 vs. [10/10] NC State (2/20/20)
Defeated a top-5 opponent	79-73 at [2/2] Louisville (2/17/19)
Lost to a top-5 opponent	75-53 vs. [7/5] Oregon State (11/29/19)

MIAMI OPPONENT

Scored 80-89 points	87 vs. [7/7] Louisville (1/9/20)
Scored 90-99 points	90 vs. Central Michigan (12/30/18)
Scored 100+ points	105 vs. [13/12] Florida State (1/11/18)
Won by 30-39 points	38 vs. [13/12] Florida State (1/11/18)
Won by 40-49 points	46 vs. [7/7] Louisville (1/9/20)
Won by 50+ points	58 vs. [1/1] Maryland (1/10/07)
Individual scored 30-39 points	Paris Kea (31) vs. North Carolina (2/4/18)
Individual scored 40+ points	Monique Currie (43) vs. Duke (2/19/06)
Individual had 15-19 rebounds	Janelle Bailey (15) at North Carolina (1/16/20)
Individual had 20+ rebounds	Crystal Langhorne (22) vs. Maryland (2/17/05)
Individual had 10+ assists	Kennedy Leonard (13) vs. Colorado (12/2/18)
Individual had 5+ steals	Taylor Koenen (5) at North Carolina (1/16/20)
Individual had 5+ blocks	Brianna Turner (5) vs. Notre Dame (2/7/19)

YEARLY LEADERS

SCORING AVERAGE

1979-1980	Sylvia Wilson	15.8
1980-1981	Sylvia Wilson	17.6
1981-1982	Sylvia Wilson	18.7
1982-1983	Donna Mapp	17.1
1983-1984	Cardelia Fulmore	19.5
1984-1985	Cardelia Fulmore	19.1
1985-1986	Maria Rivera	21.4
1986-1987	Maria Rivera	20.9
1987-1988	Maria Rivera	23.3
1988-1989	Frances Savage	22.4
1989-1990	Frances Savage	23.6
1990-1991	Jeannie Hebert	16.9
1991-1992	Frances Savage	23.2
1992-1993	Holly Rilinger	15.8
1993-1994	Desma Thomas	14.0
1994-1995	Octavia Blue	14.5
1995-1996	Octavia Blue	16.0
1996-1997	Desma Thomas	15.4
1997-1998	Octavia Blue	19.2
1998-1999	Kym Hope	17.2
1999-2000	Shelia James	15.2
2000-2001	Chanivia Broussard	13.2
2001-2002	Chanivia Broussard	14.2
2002-2003	Tamara James	21.0
2003-2004	Tamara James	16.6
2004-2005	Tamara James	22.3
2005-2006	Tamara James	21.5
2006-2007	Renee Taylor	18.6
2007-2008	Maurita Reid	15.3
2008-2009	Shenise Johnson	12.8
2009-2010	Riquna Williams	19.6
2010-2011	Riquna Williams	21.7
2011-2012	Shenise Johnson	17.0
2012-2013	Morgan Stroman	12.9
2013-2014	Adrienne Motley	11.1
2014-2015	Adrienne Motley	16.9
2015-2016	Adrienne Motley	15.7
2016-2017	Adrienne Motley	13.3
2017-2018	Erykah Davenport	12.5
2018-2019	Beatrice Mompremier	16.7
2019-2020	Beatrice Mompremier	16.8

REBOUNDING AVERAGE

1979-1980	Sylvia Wilson	10.4
1980-1981	Sylvia Wilson	11.8
1981-1982	Sylvia Wilson	11.5
1982-1983	Donna Mapp	11.5
1983-1984	Cardelia Fulmore	11.6
1984-1985	Cardelia Fulmore	8.9
1985-1986	Hope Butler	5.5
1986-1987	Hope Butler	8.9
1987-1988	Hope Butler	8.0
1988-1989	Frances Savage	9.2
1989-1990	Frances Savage	9.5
1990-1991	Vicki Plowden	10.0
1991-1992	Frances Savage	10.6
1992-1993	Vicki Plowden	10.0
1993-1994	Tanya Young	9.9
1994-1995	Octavia Blue	7.2
1995-1996	Jennifer Jordon	6.7
1996-1997	Kym Hope	8.1
1997-1998	Kym Hope	10.6

1998-1999	Kym Hope	8.7
1999-2000	Alicia Hartlaub	7.3
2000-2001	Dalia Clarke	6.4
2001-2002	Shaquana Wilkins	6.0
2002-2003	Tamara James	7.9
2003-2004	Shaquana Wilkins	8.5
2004-2005	Tamara James	6.9
2005-2006	Tamara James	7.8
2006-2007	Brittany Denson	6.9
2007-2008	Maurita Reid	5.6
2008-2009	Shenise Johnson	7.1
2009-2010	Shenise Johnson	7.7
2010-2011	Shenise Johnson	8.3
2011-2012	Shenise Johnson	8.0
2012-2013	Morgan Stroman	8.8
2013-2014	Keyona Hayes	6.5
2014-2015	Jassany Williams	6.0
2015-2016	Keyona Hayes & Emese Hof	5.5
2016-2017	Keyona Hayes	6.1
2017-2018	Erykah Davenport	8.6
2018-2019	Beatrice Mompremier	12.2
2019-2020	Beatrice Mompremier	9.8

FIELD GOAL PCT. (200 FGA MIN.)

1979-1980	Sylvia Wilson	.530
1980-1981	Dottie Richardson	.514
1981-1982	Sylvia Wilson	.439
1982-1983	Donna Mapp	.492
1983-1984	Cardelia Fulmore	.539
1984-1985	Cardelia Fulmore	.548
1985-1986	Hope Butler	.467
1986-1987	Hope Butler	.501
1987-1988	Hope Butler	.531
1988-1989	Frances Savage	.548
1989-1990	Frances Savage	.540
1990-1991	Vicki Plowden	.539
1991-1992	Vicki Plowden	.515
1992-1993	Vicki Plowden	.457
1993-1994	Nickki Mitchell	.394
1994-1995	Sheron Murray	.398
1995-1996	Octavia Blue	.488
1996-1997	Kym Hope	.540
1997-1998	Kym Hope	.534
1998-1999	Kym Hope	.529
1999-2000	Alicia Hartlaub	.436
2000-2001	Dalia Clarke	.452
2001-2002	Shaquana Wilkins	.482
2002-2003	Tamara James	.516
2003-2004	Shaquana Wilkins	.520
2004-2005	Tamara James	.480
2005-2006	Melissa Knight	.498
2006-2007	Albrey Grimsley	.463
2007-2008	Albrey Grimsley	.408
2008-2009	Shenise Johnson	.385
2009-2010	Diane Barnes	.545
2010-2011	Morgan Stroman	.519
2011-2012	Shenise Johnson	.452
2012-2013	Shawnice Wilson	.519
2013-2014	Keyona Hayes	.506
2014-2015	Adrienne Motley	.492
2015-2016	Emese Hof	.542
2016-2017	Keyona Hayes	.540
2017-2018	Erykah Davenport	.549



YEARLY LEADERS

2018-2019	Emese Hof	.586
2019-2020	Beatrice Mompremier	.521

FREE THROW PCT. (70 FTA MIN.)

1979-1980	Sandra Wells & Pat Bentoski	.673
1980-1981	Gwen Harris	.779
1981-1982	Sylvia Wilson	.618
1982-1983	Dana Hunter	.675
1983-1984	Robin Harmony	.657
1984-1985	Maria Rivera	.729
1985-1986	Maria Rivera	.730
1986-1987	Maria Rivera	.791
1987-1988	Maria Rivera	.828
1988-1989	Elaine Harlow	.796
1989-1990	Frances Savage	.786
1990-1991	Jeannie Hebert	.758
1991-1992	Jeannie Hebert	.835
1992-1993	Holly Rilinger	.857
1993-1994	Desma Thomas	.679
1994-1995	Rinat Zaltz	.734
1995-1996	Cassandra Wimes	.714
1996-1997	Desma Thomas	.800
1997-1998	Kym Hope	.771
1998-1999	Kym Hope	.810
1999-2000	Gina Graziani	.714
2000-2001	Meghan Saake	.629
2001-2002	Shaquana Wilkins	.711
2002-2003	Tamara James	.760
2003-2004	Tamara James	.766
2004-2005	Tamara James	.770
2005-2006	Renee Taylor	.836
2006-2007	Renee Taylor	.843
2007-2008	Maurita Reid	.651
2008-2009	Shenise Johnson	.820
2009-2010	Shenise Johnson	.773
2010-2011	Shenise Johnson	.846
2011-2012	Shenise Johnson	.877
2012-2013	Stefanie Yderstrom	.883
2013-2014	Krystal Saunders	.775
2014-2015	Adrienne Motley	.764
2015-2016	Adrienne Motley	.767
2016-2017	Jessica Thomas	.781
2017-2018	Mykea Gray	.748
2018-2019	Laura Cornelius	.852
2019-2020	Mykea Gray	.806

ASSISTS

1979-1980	Pat Bentoski	130
1980-1981	Loretta Harvey	156
1981-1982	Loretta Harvey	168
1982-1983	Loretta Harvey	120
1983-1984	Loretta Harvey	144
1984-1985	Maria Rivera	149
1985-1986	Maria Rivera	89
1986-1987	Maria Rivera	141
1987-1988	Maria Rivera	108
1988-1989	Jeannie Hebert	147
1989-1990	Jeannie Hebert	137
1990-1991	Jeannie Hebert	189
1991-1992	Jeannie Hebert	221
1992-1993	Della Wilson	134
1993-1994	Nickki Mitchell	65
1994-1995	Maureen Faulkner	71

1995-1996	Desma Thomas	72
1996-1997	Gina Graziani	198
1997-1998	Gina Graziani	210
1998-1999	Gina Graziani	153
1999-2000	Gina Graziani	94
2000-2001	Meghan Saake	99
2001-2002	Meghan Saake	125
2002-2003	Yalonda McCormick	185
2003-2004	Yalonda McCormick	157
2004-2005	Yalonda McCormick	167
2005-2006	Renee Taylor	115
2006-2007	Albrey Grimsley	82
2007-2008	Albrey Grimsley	93
2008-2009	Shenise Johnson	122
2009-2010	Shenise Johnson	166
2010-2011	Shenise Johnson	127
2011-2012	Shenise Johnson	141
2012-2013	Stefanie Yderstrom	75
2013-2014	Adrienne Motley	82
2014-2015	Jessica Thomas	74
2015-2016	Jessica Thomas	120
2016-2017	Jessica Thomas	130
2017-2018	Endia Banks	87
2018-2019	Laura Cornelius	141
2019-2020	Endia Banks	96

STEALS

1979-1980	Dottie Richardson	100
1980-1981	Dottie Richardson & Loretta Harvey	105
1981-1982	Loretta Harvey	84
1982-1983	Gwen Harris	64
1983-1984	Robin Harmony	98
1984-1985	Cardelia Fulmore & Maria Rivera	100
1985-1986	Maria Rivera	77
1986-1987	Maria Rivera	106
1987-1988	Maria Rivera	99
1988-1989	Frances Savage & Elaine Harlow	56
1989-1990	Frances Savage	71
1990-1991	Jeannie Hebert	71
1991-1992	Vicki Plowden	76
1992-1993	Della Wilson	93
1993-1994	Ronnie McGarry	49
1994-1995	Maureen Faulkner	49
1995-1996	Desma Thomas	60
1996-1997	Desma Thomas	60
1997-1998	Kym Hope	56
1998-1999	Kym Hope	54
1999-2000	Shelia James	26
2000-2001	Meghan Saake	74
2001-2002	Meghan Saake	121
2002-2003	Meghan Saake	114
2003-2004	Yalonda McCormick	93
2004-2005	Yalonda McCormick	78
2005-2006	Tamara James	93
2006-2007	Maurita Reid	95
2007-2008	Maurita Reid	110
2008-2009	Shenise Johnson	78
2009-2010	Shenise Johnson	111
2010-2011	Morgan Stroman	109
2011-2012	Shenise Johnson	108
2012-2013	Morgan Stroman	57
2013-2014	Suriya McGuire	43
2014-2015	Adrienne Motley	47

RECORDS



YEARLY LEADERS

2015-2016	Adrienne Motley	53
2016-2017	Jessica Thomas	52
2017-2018	Keyanna Harris	66
2018-2019	Mykea Gray	41
2019-2020	Mykea Gray	63

BLOCKED SHOTS

1979-1980	Sylvia Wilson	80
1980-1981	Sylvia Wilson	61
1981-1982	Sylvia Wilson	57
1982-1983	Donna Mapp	15
1983-1984	Joani Bowles	45
1984-1985	Cardelia Fulmore	25
1985-1986	Julie Colville	8
1986-1987	Regina Brant	5
1987-1988	Ruth Smith	12
1988-1989	Frances Savage	17
1989-1990	Belinda Kunczt	35
1990-1991	Vicki Plowden	27
1991-1992	Vicki Plowden	35
1992-1993	Vicki Plowden	40
1993-1994	Tanya Young	23
1994-1995	Octavia Blue	20
1995-1996	Desma Thomas	21
1996-1997	Kym Hope	53
1997-1998	Kym Hope	33
1998-1999	Kym Hope	62
1999-2000	Alicia Hartlaub	11
2000-2001	Chanivia Broussard	32
2001-2002	Chanivia Broussard & Martha Bodley	35
2002-2003	Meghan Saake	36
2003-2004	Shaquana Wilkins	37
2004-2005	Imani Dhahabu	24
2005-2006	Brittany Denson	30
2006-2007	Brittany Denson	17
2007-2008	Charmaine Clark	18
2008-2009	Shenise Johnson	29
2009-2010	Sylvia Bullock	35
2010-2011	Morgan Stroman & Sylvia Bullock	29
2011-2012	Sylvia Bullock	44
2012-2013	Morgan Stroman	39
2013-2014	Jassany Williams	57
2014-2015	Jassany Williams	74
2015-2016	Emese Hof	42
2016-2017	Emese Hof	31
2017-2018	Emese Hof	40
2018-2019	Emese Hof	69
2019-2020	Brianna Jackson	39

MINUTES PER GAME

1985-1986	Maria Rivera	37.7
1986-1987	Maria Rivera	37.0
1987-1988	Maria Rivera	36.3
1988-1989	Jeannie Hebert	34.8
1989-1990	Frances Savage	34.1
1990-1991	Jeannie Hebert	35.9
1991-1992	Jeannie Hebert	34.4
1992-1993	Della Wilson	35.7
1993-1994	Nickki Mitchell	33.6
1994-1995	Octavia Blue	29.8
1995-1996	Desma Thomas	32.1
1996-1997	Desma Thomas	35.8
1997-1998	Gina Graziani	36.3

1998-1999	Kym Hope	33.8
1999-2000	Gina Graziani	33.5
2000-2001	Meghan Saake	30.3
2001-2002	Meghan Saake	36.2
2002-2003	Meghan Saake	36.0
2003-2004	Yalonda McCormick	36.4
2004-2005	Yalonda McCormick	36.4
2005-2006	Tamara James	32.8
2006-2007	Renee Taylor	34.8
2007-2008	Maurita Reid	29.2
2008-2009	Shenise Johnson	31.0
2009-2010	Shenise Johnson	34.8
2010-2011	Shenise Johnson	31.8
2011-2012	Shenise Johnson	31.2
2012-2013	Stefanie Yderstrom	30.0
2013-2014	Krystal Saunders	31.5
2014-2015	Adrienne Motley	31.4
2015-2016	Jessica Thomas	31.6
2016-2017	Jessica Thomas	32.2
2017-2018	Endia Banks	26.4
2018-2019	Laura Cornelius	31.1
2019-2020	Endia Banks	29.5

All categories for the program's first seven seasons (1972-79) are unavailable, with minutes leaders unavailable through 1984-85



1,000 POINTS CLUB

NAME (YEAR)	POINTS	NAME (YEAR)	POINTS
1. Tamara Jones (2002-06)	2,406	15. Desma Thomas (1992-94; 95-97)	1,284
2. Maria Rivera (1984-88)	2,358	16. Jessica Thomas (2013-17)	1,281
3. Shenise Johnson (2008-12)	2,262	17. Emese Hof (2015-19)	1,229
4. Frances Savage (1988-92)	2,184	18. Stefanie Yderstrom (2009-13)	1,203
5. Riquana Williams (2008-12)	2,148	19. Mykea Gray (2017-pres.)	1,184
6. Adrienne Motley (2013-17)	1,844	20. Wendy Foote (1974-78)	1,174
7. Jeannie Hebert (1988-92)	1,766	21. Hope Butler (1984-88)	1,157
8. Octavia Blue (1994-98)	1,724	22. Cordelia Fulmore (1983-85)	1,142
9. Sylvia Wilson (1979-82)	1,713	23. Keyona Hayes (2012-14; 15-17)	1,141
10. Chanivia Broussard (2000-04)	1,482	24. Yalonda McCormick (2001-05)	1,072
11. Kym Hope (1995-99)	1,462	25. Jennifer Jordan (1994-96; 97-99)	1,050
12. Vicki Plowden (1990-93)	1,404	26. Cassandra Wimes (1994-96; 97-99)	1,034
13. Morgan Stroman (2009-13)	1,371	27. Meghan Saake (1999-03)	1,030
14. Robin Harmony (1980-84)	1,308	28. Renee Taylor (2005-07)	1,025

1. TAMARA JAMES (2002-06) — 2,406

SEASON	GP-GS	FGM-FGA	PCT	3PM-3PA	PCT	FTM-FTA	PCT	REB-AVG	AST	BLK	STL	PTS-AVG
2002-03	31-31	238-461	.516	19-58	.328	155-204	.760	244-7.9	49	14	56	650-21.0
2003-04	28-26	170-340	.500	39-103	.379	85-111	.766	129-4.6	72	18	55	464-16.6
2004-05	29-29	242-504	.480	19-119	.328	124-161	.770	199-6.9	57	13	75	647-22.3
2005-06	30-30	218-449	.486	53-137	.387	156-188	.830	233-7.8	70	11	93	645-21.5
TOTAL	118-116	868-1754	.495	150-417	.360	520-664	.783	805-6.8	248	56	279	2,406-20.4

2. MARIA RIVERA (1984-88) — 2,358

SEASON	GP-GS	FGM-FGA	PCT	3PM-3PA	PCT	FTM-FTA	PCT	REB-AVG	AST	BLK	STL	PTS-AVG
1984-85	28-28	202-380	.531	—	—	120-156	.769	93-3.3	149	4	100	524-18.7
1985-86	27-27	230-533	.432	—	—	119-163	.730	118-4.4	89	2	77	579-21.4
1986-87	30-30	251-545	.461	—	—	125-158	.791	97-3.2	141	3	106	627-20.9
1987-88	27-27	209-473	.442	66-177	.373	144-174	.828	102-3.8	108	3	99	628-23.3
TOTAL	112-112	892-1931	.462	66-177	.373	508-651	.780	410-3.7	487	12	382	2,358-21.1

3. SHENISE JOHNSON (2008-12) — 2,262

SEASON	GP-GS	FGM-FGA	PCT	3PM-3PA	PCT	FTM-FTA	PCT	REB-AVG	AST	BLK	STL	PTS-AVG
2008-09	30-30	141-366	.385	20-62	.323	82-100	.820	213-7.1	122	29	78	384-12.8
2009-10	36-36	251-506	.496	50-127	.394	133-172	.773	276-7.7	166	21	111	685-19.0
2010-11	33-33	236-484	.488	44-126	.349	132-156	.846	275-8.3	127	26	104	648-19.6
2011-12	32-32	202-447	.452	34-114	.298	107-122	.877	256-8.0	141	14	108	545-17.0
TOTAL	131-131	830-18-3	.460	148-429	.345	3454-550	.825	1020-7.8	556	90	4-1	2,262-17.3

4. FRANCES SAVAGE (1988-92) — 2,184

SEASON	GP-GS	FGM-FGA	PCT	3PM-3PA	PCT	FTM-FTA	PCT	REB-AVG	AST	BLK	STL	PTS-AVG
1988-89	29-29	256-467	.548	6-23	.261	131-166	.789	268-9.2	66	17	56	649-22.4
1989-90	31-31	284-526	.540	18-43	.419	147-187	.786	293-9.5	76	17	71	733-23.6
1990-91	2-2	19-43	.442	0-2	.000	22-28	.786	20-10.0	7	0	4	60-30.0
1991-92	32-32	271-557	.487	19-46	.413	181-222	.815	339-10.6	77	10	71	742-23.2
TOTAL	94-94	830-1593	.521	43-114	.377	481-603	.798	920-9.8	226	44	202	2,184-23.2

5. RIQUANA WILLIAMS (2008-12) — 2,148

SEASON	GP-GS	FGM-FGA	PCT	3PM-3PA	PCT	FTM-FTA	PCT	REB-AVG	AST	BLK	STL	PTS-AVG
2008-09	26-6	78-261	.299	24-111	.216	47-61	.770	51-2.0	19	11	44	227-8.7
2009-10	36-25	253-628	.403	106-294	.361	95-129	.736	152-4.2	62	17	64	707-19.6
2010-11	33-33	251-632	.397	75-252	.298	140-181	.773	176-5.3	93	16	91	717-21.7
2011-12	30-27	178-448	.397	67-182	.368	74-92	.804	103-3.4	77	20	71	497-16.6
TOTAL	125-91	760-1969	.386	272-839	.324	356-463	.769	482-3.9	251	64	270	2,148-17.2

6. ADRIENNE MOTLEY (2013-17) — 1,844

SEASON	GP-GS	FGM-FGA	PCT	3PM-3PA	PCT	FTM-FTA	PCT	REB-AVG	AST	BLK	STL	PTS-AVG
2013-14	31-28	128-288	.444	21-70	.300	66-91	.725	122-3.9	82	5	39	343-11.1
2014-15	33-33	214-435	.492	35-99	.354	94-123	.764	139-4.2	68	3	47	557-16.9
2015-16	33-33	191-440	.529	58-159	.365	79-103	.767	119-3.6	84	2	53	519-15.7
2016-17	32-32	156-374	.417	55-149	.359	58-79	.734	93-2.9	86	12	34	425-13.3
TOTAL	129-126	689-1537	.448	169-477	.354	297-396	.750	473-3.7	320	22	173	1,844-14.3

RECORDS

1,000 POINTS CLUB

7. JEANNIE HEBERT (1988-92) — 1,766

SEASON	GP-GS	FGM-FGA	PCT	3PM-3PA	PCT	FTM-FTA	PCT	REB-AVG	AST	BLK	STL	PTS-AVG
1988-89	29-29	147-367	.401	3-35	.086	104-159	.654	92-3.2	147	10	44	401-13.8
1989-90	30-30	145-340	.426	3-9	.333	117-153	.765	72-2.4	137	12	49	410-13.7
1990-91	28-28	179-406	.441	14-42	.333	100-132	.758	109-3.9	189	6	71	472-16.9
1991-92	32-32	181-379	.478	5-16	.313	116-139	.835	70-2.2	221	7	73	483-15.1
TOTAL	129-126	652-1492	.437	25-102	.245	437-583	.750	343-2.9	694	35	237	1,766-14.8

8. OCTAVIA BLUE (1994-98) — 1,724

SEASON	GP-GS	FGM-FGA	PCT	3PM-3PA	PCT	FTM-FTA	PCT	REB-AVG	AST	BLK	STL	PTS-AVG
1994-95	24-23	127-329	.386	0-2	.000	94-144	.653	172-7.2	14	20	32	348-14.5
1995-96	27-27	178-365	.488	0-0	.000	76-134	.567	174-6.4	26	5	35	432-16.0
1996-97	29-28	161-382	.421	0-1	.000	66-102	.647	162-5.6	15	5	37	388-13.4
1997-98	29-29	205-448	.458	24-53	.453	122-169	.722	164-5.7	23	8	35	556-19.2
TOTAL	109-107	671-1524	.440	24-56	.429	358-549	.652	672-6.2	78	38	139	1,724-15.8

9. SYLVIA WILSON (1979-82) — 1,713

SEASON	GP-GS	FGM-FGA	PCT	3PM-3PA	PCT	FTM-FTA	PCT	REB-AVG	AST	BLK	STL	PTS-AVG
1979-80	33-30	232-438	.530	—	—	56-103	.544	344-10.4	24	80	56	520-15.8
1980-81	38-37	268-568	.472	—	—	134-222	.604	449-11.8	17	61	53	670-17.6
1981-82	28-27	221-503	.439	—	—	81-131	.618	322-11.5	21	57	45	523-18.7
TOTAL	99-94	721-1509	.478	—	—	271-456	.594	1115-11.3	62	198	154	1,713-17.3

10. CHANVIA BROUSSARD (2000-04) — 1,482

SEASON	GP-GS	FGM-FGA	PCT	3PM-3PA	PCT	FTM-FTA	PCT	REB-AVG	AST	BLK	STL	PTS-AVG
2000-01	27-22	158-369	.428	4-15	.267	36-74	.486	152-25.6	22	32	46	356-13.2
2001-02	29-20	173-407	.425	13-51	.255	54-85	.635	124-4.3	27	35	57	413-14.2
2002-03	29-5	115-263	.437	8-31	.258	35-69	.507	126-4.3	31	32	35	273-9.4
2003-04	29-28	175-359	.487	3-15	.200	87-127	.685	181-6.2	48	33	64	440-15.2
TOTAL	114-75	621-1398	.444	28-112	.250	212-355	.597	583-5.1	128	132	202	1,482-13.0

11. KYM HOPE (1995-99) — 1,462

SEASON	GP-GS	FGM-FGA	PCT	3PM-3PA	PCT	FTM-FTA	PCT	REB-AVG	AST	BLK	STL	PTS-AVG
1995-96	26-0	28-68	.412	0-0	.000	28-52	.538	95-3.7	11	16	17	84-3.2
1996-97	29-29	143-265	.540	0-2	.000	81-117	.692	234-8.1	33	53	45	367-12.7
1997-98	29-29	191-358	.534	1-1	1.000	128-166	.771	306-10.6	53	33	56	511-17.6
1998-99	29-29	184-348	.529	0-3	.000	132-163	.810	253-8.7	52	62	54	500-17.2
TOTAL	113-87	546-1039	.526	0-3	.000	369-498	.741	888-7.9	149	164	172	1,462-12.9

12. VICKI PLOWDEN (1990-93) — 1,404

SEASON	GP-GS	FGM-FGA	PCT	3PM-3PA	PCT	FTM-FTA	PCT	REB-AVG	AST	BLK	STL	PTS-AVG
1990-91	28-27	194-360	.539	0-0	.000	67-108	.620	281-10.0	18	27	53	455-16.3
1991-92	32-32	194-377	.515	1-2	.500	87-144	.604	265-8.3	17	41	35	476-14.9
1992-93	31-31	191-418	.457	2-5	.400	89-143	.622	311-10.0	44	40	64	473-15.3
TOTAL	91-90	579-1155	.501	3-7	.429	243-395	.615	857-9.4	79	108	152	1,404-15.4

13. MORGAN STROMAN (2009-13) — 1,371

SEASON	GP-GS	FGM-FGA	PCT	3PM-3PA	PCT	FTM-FTA	PCT	REB-AVG	AST	BLK	STL	PTS-AVG
2009-10	36-21	83-201	.413	0-1	.000	97-136	.713	211-5.9	38	24	64	263- 7.3
2010-11	33-33	164-316	.519	1-6	.167	121-187	.647	270-8.2	69	29	109	450-13.6
2011-12	19-19	93-168	.554	1-2	.500	58-79	.734	124-6.5	25	8	42	245-12.9
2012-13	32-32	143-301	.475	0-7	.000	127-183	.694	281-8.8	65	39	57	413-12.9
TOTAL	120-105	483-986	.490	2-15	.133	403-585	.688	886-7.4	197	100	272	1,371-11.4

14. ROBIN HARMONY (1980-84) — 1,308

SEASON	GP-GS	FGM-FGA	PCT	3PM-3PA	PCT	FTM-FTA	PCT	REB-AVG	AST	BLK	STL	PTS-AVG
1980-81	38-31	159-404	.394	—	—	48-76	.632	174-4.6	139	16	100	366-9.6
1981-82	29-29	133-325	.409	—	—	29-44	.659	193-6.7	127	13	56	295-10.2
1982-83	27-27	120-264	.455	—	—	35-57	.614	218-8.1	67	11	60	275-10.2
1983-84	31-31	163-385	.423	—	—	46-70	.657	175-5.6	115	18	98	372-12.0
TOTAL	125-118	575-1378	.417	—	—	158-247	.640	760-6.1	448	58	314	1,308-10.5

RECORDS



1,000 POINTS CLUB

15. DESMA THOMAS (1992-94; 1995-97) — 1,284

SEASON	GP-GS	FGM-FGA	PCT	3PM-3PA	PCT	FTM-FTA	PCT	REB-AVG	AST	BLK	STL	PTS-AVG
1992-93	30-6	36-107	.336	0-4	.000	36-65	.554	87-2.9	13	8	20	108-3.6
1993-94	25-24	110-351	.313	25-88	.288	106-156	.679	195-7.8	47	20	37	131-14.0
1994-95	DNP											
1995-96	27-27	120-339	.354	46-155	.297	92-134	.687	134-5.0	72	21	60	378-14.0
1996-97	29-29	135-355	.380	81-216	.375	96-120	.800	136-4.7	64	9	60	447-15.4
TOTAL	111-86	401-1152	.348	152-463	.328	330-475	.695	552-5.0	196	58	177	1,284-11.6

16. JESSICA THOMAS (2013-17) — 1,281

SEASON	GP-GS	FGM-FGA	PCT	3PM-3PA	PCT	FTM-FTA	PCT	REB-AVG	AST	BLK	STL	PTS-AVG
2013-14	31-2	52-152	.342	24-92	.261	30-41	.732	58-1.9	50	3	27	158-5.1
2014-15	33-32	106-309	.343	45-155	.290	50-68	.735	88-2.7	74	2	41	307-9.3
2015-16	33-33	139-363	.383	64-181	.354	45-73	.616	122-3.7	120	6	50	387-11.7
2016-17	33-33	138-374	.369	46-158	.291	107-137	.781	79-2.4	130	2	52	429-13.0
TOTAL	130-100	435-1198	.363	179-586	.305	232-319	.727	347-2.7	374	13	170	1,281-9.9

17. EMESE HOF (2015-19) — 1,229

SEASON	GP-GS	FGM-FGA	PCT	3PM-3PA	PCT	FTM-FTA	PCT	REB-AVG	AST	BLK	STL	PTS-AVG
2015-16	33-12	117-216	.542	0-1	.000	50-81	.617	180-5.5	24	42	25	284-8.6
2016-17	31-3	87-169	.515	0-1	.000	27-45	.600	128-4.1	26	31	15	201-6.5
2017-18	29-25	106-202	.525	0-1	.000	49-72	.681	158-5.4	30	40	23	261-9.0
2018-19	34-34	197-336	.586	0-0	.000	89-129	.690	282-8.3	64	69	25	483-14.2
TOTAL	127-74	507-923	.549	0-3	.000	215-327	.657	748-5.9	144	182	88	1,229-9.7

18. STEFANIE YDERSTROM (2009-13) — 1,203

SEASON	GP-GS	FGM-FGA	PCT	3PM-3PA	PCT	FTM-FTA	PCT	REB-AVG	AST	BLK	STL	PTS-AVG
2009-10	30-17	78-245	.318	47-159	.296	22-26	.846	44-1.5	64	10	26	225-7.5
2010-11	33-33	83-255	.325	53-172	.308	45-54	.833	75-2.3	88	7	44	264-8.0
2011-12	32-32	113-299	.378	68-195	.349	46-54	.852	49-1.5	54	5	36	340-10.6
2012-13	32-32	123-362	.340	60-164	.366	68-77	.883	43-1.3	75	2	41	374-11.7
TOTAL	127-114	397-1161	.342	228-690	.330	181-211	.860	211-1.7	281	24	147	1,203-9.5

19. MYKEA GRAY (2017-PRES.) — 1,184

SEASON	GP-GS	FGM-FGA	PCT	3PM-3PA	PCT	FTM-FTA	PCT	REB-AVG	AST	BLK	STL	PTS-AVG
2017-18	32-32	121-335	.361	48-152	.316	83-111	.748	52-1.6	74	0	45	373-11.7
2018-19	34-34	135-337	.401	61-176	.347	98-126	.778	70-2.1	76	1	41	429-12.6
2019-20	30-30	120-343	.350	55-168	.327	87-108	.806	75-2.5	90	1	64	382-12.7
TOTAL	96-96	376-1015	.370	164-496	.331	268-345	.777	197-2.1	240	2	150	1184-12.3

20. WENDY FOOTE (1974-78) — 1,174

SEASON	GP-GS	FGM-FGA	PCT	3PM-3PA	PCT	FTM-FTA	PCT	REB-AVG	AST	BLK	STL	PTS-AVG
1974-75	13	102	—	—	—	36-72	.500	—	—	—	—	240-18.5
1975-76	15	103	—	—	—	30-59	.508	—	—	—	—	236-15.7
1976-77	18	115	—	—	—	45-68	.662	—	—	—	—	295-16.4
1977-78	16	160	—	—	—	83-119	.697	—	—	—	—	403-25.2
TOTAL	62	480	—	—	—	194-318	.610	—	—	—	—	1,174-18.9

21. HOPE BUTLER (1984-88) — 1,157

SEASON	GP-GS	FGM-FGA	PCT	3PM-3PA	PCT	FTM-FTA	PCT	REB-AVG	AST	BLK	STL	PTS-AVG
1984-85	17-0	19-40	.475	—	—	22-35	.629	64-3.8	9	1	14	60-3.5
1985-86	27-24	106-227	.467	—	—	27-48	.563	148-5.5	30	4	43	239-8.9
1986-87	30-30	211-421	.501	—	—	77-125	.616	266-8.9	36	2	82	499-16.6
1987-88	27-25	145-273	.531	0-1	.000	69-98	.704	216-8.0	49	2	51	359-13.3
TOTAL	101-79	481-961	.501	0-1	.000	195-306	.637	694-6.9	124	9	190	1,157-11.5

22. CORDELIA FULMORE (1983-85) — 1,142

SEASON	GP-GS	FGM-FGA	PCT	3PM-3PA	PCT	FTM-FTA	PCT	REB-AVG	AST	BLK	STL	PTS-AVG
1983-84	31-31	258-479	.539	—	—	90-141	.638	359-11.6	46	17	88	606-19.5
1984-85	28-28	228-417	.548	—	—	80-123	.650	250-8.9	73	25	100	536-19.1
TOTAL	59-59	486-896	.542	—	—	170-264	.644	609-10.3	119	42	188	1,142-19.4

1,000 POINTS CLUB

23. KEYONA HAYES (2012-14; 2015-17) — 1,141

SEASON	GP-GS	FGM-FGA	PCT	3PM-3PA	PCT	FTM-FTA	PCT	REB-AVG	AST	BLK	STL	PTS-AVG
2012-13	32-0	67-154	.435	0-1	.000	40-59	.678	166-5.2	12	18	25	174-5.4
2013-14	31-23	127-251	.506	3-11	.273	70-104	.673	203-6.5	34	18	39	327-10.5
2014-15	DNP											
2015-16	33-31	130-243	.535	6-18	.333	35-52	.673	183-5.5	51	10	42	301-9.1
2016-17	33-32	135-250	.540	6-18	.333	63-99	.636	202-6.1	40	22	28	339-10.3
TOTAL	129-86	459-898	.511	15-48	.313	208-314	.662	754-5.8	137	68	134	1,141-8.8

24. YALONDA McCORMICK (2001-05) — 1,072

SEASON	GP-GS	FGM-FGA	PCT	3PM-3PA	PCT	FTM-FTA	PCT	REB-AVG	AST	BLK	STL	PTS-AVG
2001-02	17-0	21-72	.292	1-9	.111	7-11	.636	22-1.3	30	0	9	50-2.9
2002-03	31-31	125-300	.417	17-52	.327	49-69	.710	98-3.2	185	7	100	316-10.2
2003-04	29-29	126-333	.378	52-145	.359	50-65	.769	114-3.9	157	11	93	354-12.2
2004-05	28-27	139-369	.377	40-136	.294	34-53	.642	117-4.2	167	7	78	352-12.6
TOTAL	105-87	411-1074	.383	110-342	.322	140-198	.707	351-3.3	539	25	280	1,072-10.2

25. JENNIFER JORDAN (1994-96; 1997-99) — 1,050

SEASON	GP-GS	FGM-FGA	PCT	3PM-3PA	PCT	FTM-FTA	PCT	REB-AVG	AST	BLK	STL	PTS-AVG
1994-95	26-7	51-113	.451	0-0	.000	69-99	.697	122-4.7	6	3	26	171-6.6
1995-96	26-23	110-195	.564	0-0	.000	84-126	.667	173-6.7	13	7	34	304-11.7
1996-97	DNP											
1997-98	28-4	65-131	.496	0-0	.000	55-83	.663	85-3.0	7	1	18	185-6.6
1998-99	29-29	139-283	.491	0-0	.000	112-157	.713	200-6.9	15	6	31	390-13.4
TOTAL	109-63	365-722	.506	0-0	.000	320-465	.688	580-5.3	41	17	109	1,050-9.6

26. CASSAUNdra WIMES (1994-96; 1997-99) — 1,034

SEASON	GP-GS	FGM-FGA	PCT	3PM-3PA	PCT	FTM-FTA	PCT	REB-AVG	AST	BLK	STL	PTS-AVG
1994-95	26-7	51-113	.451	0-0	.000	69-99	.697	122-4.7	6	3	26	171-6.6
1995-96	26-23	110-195	.564	0-0	.000	84-126	.667	173-6.7	13	7	34	304-11.7
1996-97	DNP											
1997-98	24-13	82-202	.406	21-62	.339	37-47	.787	67-2.8	23	5	36	222-9.3
1998-99	29-29	128-336	.381	23-80	.288	58-82	.707	106-3.7	51	8	47	337-11.6
TOTAL	105-72	371-846	.439	44-142	.310	248-354	.701	468-4.5	93	23	143	1,034-9.8

27. MEGHAN SAAKE (1999-03) — 1,030

SEASON	GP-GS	FG-FGA	PCT	3PM-3PA	PCT	FTM-FTA	PCT	REB-AVG	AST	BLK	STL	PTS-AVG
1999-00	29-29	85-250	.340	2-19	.105	22-55	.400	115-4.0	71	18	49	194-6.7
2000-01	27-27	62-186	.343	5-28	.179	44-70	.618	120-4.5	99	16	74	173-6.6
2001-02	31-31	139-348	.401	30-94	.322	38-50	.760	152-4.9	125	25	121	346-11.2
2002-03	31-31	118-299	.395	30-94	.319	51-67	.761	120-3.9	108	36	114	317-10.2
TOTAL	118-118	404-1083	.373	67-243	.275	160-242	.661	507-4.3	403	95	358	1,030-8.7

28. RENEE TAYLOR (2005-07) — 1,025

SEASON	GP-GS	FG-FGA	PCT	3PM-3PA	PCT	FTM-FTA	PCT	REB-AVG	AST	BLK	STL	PTS-AVG
2005-06	30-29	153-387	.298	49-150	.327	112-134	.836	77-2.6	115	0	71	467-15.6
2006-07	30-29	180-468	.385	69-227	.304	129-153	.843	79-2.6	63	1	63	558-18.6
TOTAL	60-58	333-852	.391	118-377	.313	241-287	.840	156-2.6	178	1	134	1,025-17.1



YEAR-BY-YEAR TEAM STATS

Since 1979

Year		G	FG-FGA	Pct	3FG-FGA	Pct	FT-FTA	Pct	Reb	Avg	A	TO	Blk	Stl	Pts	Avg
1979-80	Miami	34	1068-2363	.452	N/A	N/A	358-647	.553	1259	37.0	481	907	156	582	2494	73.4
	Opp.	34	867-2224	.390	N/A	N/A	425-723	.588	1054	31.0	261	882	71	330	2159	63.5
1980-81	Miami	38	1096-2638	.415	N/A	N/A	473-774	.611	1733	45.6	521	931	133	534	2665	70.1
	Opp.	38	1022-2463	.415	N/A	N/A	480-764	.628	1593	41.9	387	971	118	431	2546	67.0
1981-82	Miami	29	858-2048	.422	N/A	N/A	347-607	.572	1376	47.4	490	518	107	354	2063	71.1
	Opp.	29	778-1978	.391	N/A	N/A	321-512	.627	1321	45.6	378	610	65	251	1877	64.7
1982-83	Miami	27	829-2002	.414	N/A	N/A	282-531	.531	1279	47.4	403	530	52	369	1940	71.9
	Opp.	27	744-1795	.414	N/A	N/A	342-558	.613	1294	47.9	326	715	70	203	1830	67.8
1983-84	Miami	31	961-2065	.465	N/A	N/A	342-560	.611	1211	39.0	460	671	99	462	2264	73.0
	Opp.	31	799-1860	.429	N/A	N/A	442-681	.649	1232	39.7	344	811	98	284	2040	65.2
1984-85	Miami	28	859-1772	.485	N/A	N/A	358-554	.646	1005	35.9	443	602	70	421	2076	74.1
	Opp.	28	743-1702	.437	N/A	N/A	367-554	.662	1137	40.6	332	770	20	308	1853	66.2
1985-86	Miami	27	678-1697	.400	N/A	N/A	281-441	.637	883	32.7	319	574	36	284	1637	60.6
	Opp.	27	782-1575	.497	N/A	N/A	414-634	.653	1177	43.6	418	663	97	304	1978	73.3
1986-87	Miami	30	865-1944	.445	N/A	N/A	397-560	.709	921	30.7	416	569	16	383	2127	70.9
	Opp.	30	939-1862	.504	N/A	N/A	273-433	.630	1278	42.6	437	774	102	298	2151	71.7
1987-88	Miami	27	809-1773	.456	79-219	.361	414-587	.705	1106	41.0	442	634	42	330	2111	78.2
	Opp.	27	824-1865	.442	34-128	.266	370-569	.650	1138	42.1	433	583	51	306	2052	76.0
1988-89	Miami	29	845-1805	.468	50-159	.314	494-748	.660	1161	40.0	442	571	65	266	2234	77.0
	Opp.	29	857-1977	.433	65-209	.311	287-447	.642	1153	39.8	482	595	78	255	2066	71.2
1989-90	Miami	31	921-1947	.473	73-199	.367	518-714	.725	1172	37.8	472	514	83	304	2433	78.5
	Opp.	31	810-1901	.426	65-192	.339	327-466	.702	1127	36.4	478	647	71	209	2012	64.9
1990-91	Miami	30	905-2063	.439	38-116	.328	393-624	.630	1224	40.8	519	516	81	370	2230	74.3
	Opp.	30	726-1724	.421	53-229	.231	481-741	.649	1229	41.0	437	715	144	247	1997	66.6
1991-92	Miami	32	966-2085	.463	37-112	.330	525-734	.715	1291	40.3	559	426	78	405	2494	77.9
	Opp.	32	787-1908	.412	146-472	.309	251-400	.628	1189	37.2	442	670	90	224	1971	61.6
1992-93	Miami	31	822-2018	.407	99-272	.364	480-724	.663	1321	42.6	419	86	470	387	2223	71.0
	Opp.	31	677-1664	.407	128-390	.328	345-579	.596	1183	38.2	424	107	695	220	1827	58.9
1993-94	Miami	27	631-1780	.354	98-343	.286	314-527	.596	1109	41.1	296	469	75	265	1674	62.0
	Opp.	27	679-1595	.426	105-360	.292	365-558	.654	1207	44.7	426	550	86	224	1828	67.7
1994-95	Miami	27	652-1726	.378	53-218	.243	374-603	.620	1208	44.7	255	601	63	286	1731	64.1
	Opp.	27	702-1671	.420	121-387	.313	393-660	.595	1167	43.2	419	580	80	304	1919	71.0
1995-96	Miami	27	670-1635	.410	73-281	.260	402-624	.644	1068	39.6	342	551	63	307	1815	67.2
	Opp.	27	619-1530	.405	87-323	.269	427-627	.681	1072	39.7	389	619	55	272	1752	64.9
1996-97	Total	29	645-1611	.400	123-395	.311	367-545	.673	1013	34.9	416	495	96	243	1780	61.4
	Opp.	29	680-1681	.405	129-410	.315	294-445	.661	1152	39.7	454	539	59	251	1783	61.5
1997-98	Miami	29	749-1738	.431	110-331	.332	520-721	.721	1098	37.9	428	72	553	268	2128	73.4
	Opp.	29	760-1781	.427	153-476	.321	367-547	.671	1141	39.3	469	61	617	265	2040	70.3
1998-99	Miami	29	715-1664	.430	84-285	.291	489-687	.712	1085	37.4	419	526	97	252	2003	69.1
	Opp.	29	710-1783	.398	125-409	.306	380-564	.674	1157	39.9	410	568	77	273	1925	66.4

RECORDS

YEAR-BY-YEAR TEAM STATS

Since 1979

Year		G	FG-FGA	Pct	3FG-FGA	Pct	FT-FTA	Pct	Reb	Avg	A	TO	Blk	Stl	Pts	Avg
1999-00	Miami	29	730-1844	.396	92-318	.289	330-516	.640	1126	38.8	483	470	79	289	1882	64.9
	Opp.	29	705-1702	.414	123-404	.304	361-552	.654	1197	41.3	413	575	66	245	1894	65.3
2000-01	Miami	28	704-1776	.396	76-270	.281	290-491	.591	1131	40.4	461	544	103	367	1774	63.4
	Opp.	28	643-1600	.402	123-435	.283	337-532	.633	1143	40.8	416	660	78	303	1746	62.4
2001-02	Total	31	800-1975	.405	106-377	.281	344-541	.636	1212	39.1	496	606	153	432	2050	66.1
	Opp.	31	701-1741	.403	158-491	.322	407-625	.651	1255	40.5	448	741	94	358	1967	63.5
2002-03	Miami	31	896-2031	.441	115-366	.314	408-591	.690	1254	40.5	554	639	143	441	2315	74.7
	Opp.	31	769-1867	.412	166-482	.344	423-647	.654	1223	39.5	493	737	104	334	2127	68.6
2003-04	Miami	29	800-1761	.454	130-389	.334	409-563	.726	1112	38.3	529	577	121	349	2139	73.8
	Opp.	29	677-1696	.399	141-470	.300	390-531	.734	1034	35.7	415	626	104	282	1885	65.0
2004-05	Miami	29	702-1739	.404	135-456	.296	317-450	.704	1042	35.9	456	541	84	306	1856	64.0
	Opp.	29	708-1721	.411	159-466	.341	424-601	.705	1178	40.6	425	555	93	298	1999	68.9
2005-06	Miami	30	808-1841	.439	221-652	.339	437-583	.750	1079	36.0	437	577	95	344	2274	75.8
	Opp.	30	773-1825	.424	164-484	.339	442-643	.687	1213	40.4	418	645	87	293	2152	71.7
2006-07	Miami	30	740-1851	.400	189-607	.311	330-477	.692	1097	36.6	359	535	86	293	1999	66.6
	Opp.	30	775-1861	.416	153-466	.328	418-593	.705	1281	42.7	449	554	100	258	2121	70.7
2007-08	Miami	30	691-1838	.376	178-609	.292	250-411	.608	1096	36.5	387	510	85	319	1810	60.3
	Opp.	30	692-1645	.421	172-509	.338	357-507	.704	1163	38.8	426	587	83	232	1913	63.8
2008-09	Miami	30	756-1901	.398	134-484	.277	323-505	.640	1129	37.6	451	496	137	329	1969	65.6
	Opp.	30	704-1786	.394	144-454	.317	377-549	.687	1279	42.6	411	619	102	257	1929	64.3
2009-10	Miami	36	972-2349	.414	228-669	.341	521-767	.679	1523	42.3	506	601	147	398	2693	74.8
	Opp.	36	859-2196	.391	202-640	.316	462-669	.691	1451	40.3	484	736	109	276	2382	66.2
2010-11	Miami	33	934-2182	.428	201-662	.304	567-825	.687	1354	41.0	496	547	136	452	2636	79.9
	Opp.	33	756-1960	.386	162-547	.296	396-565	.701	1314	39.8	402	810	91	263	2070	62.7
2011-12	Total	32	887-2135	.415	199-625	.318	457-646	.707	1386	43.3	481	537	132	414	2430	75.9
	Opp.	32	687-1870	.367	110-416	.264	347-504	.688	1217	38.0	357	735	112	241	1831	57.2
2012-13	Miami	32	751-1943	.387	134-483	.277	445-639	.696	1399	43.7	412	604	135	297	2081	65.0
	Opp.	32	703-1945	.361	121-427	.283	369-563	.655	1245	38.9	384	604	98	310	1896	59.2
2013-14	Miami	31	794-1968	.403	176-582	.302	395-597	.662	1254	40.5	393	470	135	267	2159	69.6
	Opp.	31	714-1875	.381	166-534	.311	422-660	.639	1310	42.3	391	546	93	214	2016	65.0
2014-15	Miami	33	796-2026	.393	216-686	.315	419-626	.669	1288	39.0	353	472	138	302	2227	67.5
	Opp.	33	718-1834	.391	160-501	.319	415-618	.672	1282	38.8	365	605	98	214	2011	60.9
2015-16	Miami	33	890-2067	.431	217-644	.337	337-530	.636	1310	39.7	514	514	114	321	2334	70.7
	Opp.	33	734-1910	.384	159-503	.316	376-572	.657	1235	37.4	381	624	110	239	2003	60.7
2016-17	Miami	33	889-2013	.442	200-593	.337	401-594	.675	1257	38.1	464	524	118	307	2379	72.1
	Opp.	33	760-1908	.398	178-599	.297	387-607	.638	1159	35.1	381	582	112	228	2085	63.2
2017-18	Miami	32	835-1944	.430	162-535	.303	442-648	.682	1260	39.4	441	558	110	308	2274	71.1
	Opp.	32	730-1890	.386	183-619	.296	408-589	.693	1167	36.5	398	624	109	267	2051	64.1
2018-19	Miami	34	907-2016	.450	236-659	.358	451-662	.681	1440	42.4	517	536	132	222	2501	73.6
	Opp.	34	773-2137	.362	248-807	.307	366-516	.709	1190	35.0	442	455	104	241	2160	63.5
2019-20	Miami	30	681-1768	.385	203-652	.311	361-552	.654	1141	38.0	384	514	113	260	1926	64.2
	Opp.	30	707-1753	.403	175-556	.315	378-504	.750	1104	36.8	427	496	84	195	1967	65.6

RECORDS



HURRICANE HISTORY

Year-By-Year Records.....	130
All-Time Results	131-145
Series Records	146-148
Series Results.....	149-166
History vs. Conferences	167-168
ACC/Big 10 Challenge History	169
Conference Tournament History	170-171
NCAA Tournament History.....	172
WNIT & AIAW Tournament History.....	173
NCAA Tournament Teams	174-178
WNIT Teams	179-180
Hurricanes in the Polls	181-182
Hurricane Honors.....	183-186
UM Sports HOF, ACC Legends & Pro Canes.....	187
Past Coaches.....	188
Hurricane Letter Winners.....	189-191
Hurricane Jersey Numbers.....	192-194
Retired/Honored Jerseys	195-198

YEAR-BY-YEAR RECORDS

Season	Coach	Overall	Non-Con.	Conf.	Record	Finish	Home	Away	Neutral	Postseason
1972-73	Barry Schimer	2-6	N/A	FAIAW	N/A	5th*	1-1	1-3	0-2	—
1973-74	Barry Schimer	6-3	N/A	FAIAW	N/A	5th*	2-0	4-1	0-2	—
1974-75	Barry Schimer	8-6	N/A	FAIAW	N/A	2nd*	3-0	3-2	2-4	—
Schimer's Totals		16-15	—	—	—	—	6-1	8-6	2-8	—
1975-76	Shula Feuer	7-13	N/A	FAIAW	N/A	5th*	3-4	2-4	2-5	—
1976-77	Shula Feuer	9-11	N/A	FAIAW	N/A	T-3rd*	8-3	1-6	0-2	—
Feuer's Totals		16-24	—	—	—	—	11-7	3-10	2-7	—
1977-78	Isabella Hutchinson	8-8	N/A	FAIAW	N/A	5th*	3-2	3-3	2-3	—
Hutchinson's Totals		8-8	—	—	—	—	3-2	3-3	2-3	—
1978-79	Lin Dunn	10-13	N/A	FAIAW	N/A	5th*	5-3	4-5	1-5	—
1979-80	Lin Dunn	18-16	N/A	FAIAW	N/A	T-3rd*	9-7	7-6	2-3	—
1980-81	Lin Dunn	24-15	N/A	FAIAW	N/A	1st*	17-6	4-7	3-2	AIAW First Round
1981-82	Lin Dunn	19-10	N/A	FAIAW	N/A	T-3rd*	11-3	5-4	3-3	AIAW First Round
1982-83	Lin Dunn	14-13	—	—	—	—	8-5	3-5	3-3	—
1983-84	Lin Dunn	19-12	—	—	—	—	11-3	6-5	2-4	—
1984-85	Lin Dunn	21-7	—	—	—	—	16-1	4-4	1-2	—
1985-86	Lin Dunn	9-18	—	—	—	—	6-7	1-8	2-3	—
1986-87	Lin Dunn	15-15	—	—	—	—	9-6	3-4	3-5	—
Dunn's Totals		149-119	—	—	—	—	92-41	37-48	20-30	—
1987-88	Ken Patrick	14-13	—	—	—	—	7-6	5-7	3-0	—
Patrick's Totals		14-13	—	—	—	—	7-6	5-7	3-0	—
1988-89	Ferne Labati	21-8	—	—	—	—	11-1	7-7	3-0	NCAA First Round
1989-90	Ferne Labati	25-6	—	—	—	—	13-1	8-1	4-4	WNIT First Round
1990-91	Ferne Labati	20-10	8-7	NSWAC	9-3	1st^	9-6	5-4	6-0	—
1991-92	Ferne Labati	30-2	8-1	BIG EAST	18-0	1st	17-0	11-1	2-1	NCAA Sweet 16
1992-93	Ferne Labati	24-7	5-3	BIG EAST	15-3	T-1st	13-3	9-4	2-0	NCAA Second Round
1993-94	Ferne Labati	10-17	3-5	BIG EAST	7-11	T-6th	7-5	2-8	1-4	—
1994-95	Ferne Labati	11-16	3-5	BIG EAST	8-10	6th	6-7	5-7	0-2	—
1995-96	Ferne Labati	14-13	5-3	BIG EAST	9-9	T-4th	10-6	4-6	0-1	—
1996-97	Ferne Labati	15-14	5-3	BIG EAST	8-10	T-6th	8-5	5-8	2-1	—
1997-98	Ferne Labati	19-10	5-3	BIG EAST	13-5	3rd	12-1	5-8	2-1	NCAA First Round
1998-99	Ferne Labati	15-14	5-3	BIG EAST	9-9	T-6th	10-4	4-10	1-0	WNIT First Round
1999-00	Ferne Labati	14-15	6-5	BIG EAST	7-9	T-6th	9-8	4-6	1-1	—
2000-01	Ferne Labati	13-15	7-4	BIG EAST	6-10	T-8th	11-6	2-8	0-1	—
2001-02	Ferne Labati	19-12	7-4	BIG EAST	10-6	5th	12-3	5-8	2-1	WNIT First Round
2002-03	Ferne Labati	18-13	8-3	BIG EAST	8-8	7th	11-4	5-7	2-2	NCAA First Round
2003-04	Ferne Labati	22-7	11-0	BIG EAST	11-5	T-4th	12-2	7-3	3-2	NCAA First Round
2004-05	Ferne Labati	13-16	8-5	ACC	4-10	9th	9-5	2-9	2-2	—
Labati's Totals		303-195	94-54	—	186-122	—	180-67	90-105	33-23	—
2005-06	Katie Meier	17-13	10-3	ACC	6-8	6th	13-5	4-6	0-2	WNIT Second Round
2006-07	Katie Meier	11-19	9-6	ACC	2-12	11th	9-6	2-13	0-0	—
2007-08	Katie Meier	9-21	7-8	ACC	2-12	T-10th	6-13	2-6	1-2	—
2008-09	Katie Meier	13-17	11-4	ACC	2-12	T-10th	9-9	4-7	0-1	—
2009-10	Katie Meier	22-14	13-2	ACC	4-10	T-10th	13-6	9-7	0-1	WNIT Finals
2010-11	Katie Meier	28-5	14-1	ACC	12-2	T-1st	20-0	6-3	2-2	NCAA Second Round
2011-12	Katie Meier	26-6	11-2	ACC	14-2	2nd	16-0	9-5	1-1	NCAA Second Round
2012-13	Katie Meier	21-11	9-2	ACC	11-7	T-4th	15-3	5-7	0-2	NCAA First Round
2013-14	Katie Meier	16-15	8-5	ACC	8-8	8th	10-9	6-5	0-1	WNIT First Round
2014-15	Katie Meier	20-13	10-3	ACC	8-8	8th	15-3	2-9	3-1	NCAA Second Round
2015-16	Katie Meier	24-9	12-1	ACC	10-6	T-5th	13-3	8-3	3-3	NCAA First Round
2016-17	Katie Meier	24-9	11-1	ACC	10-6	7th	14-2	7-5	3-2	NCAA Second Round
2017-18	Katie Meier	21-11	10-3	ACC	10-6	T-6th	13-5	5-4	2-3	NCAA First Round
2018-19	Katie Meier	25-9	12-3	ACC	12-4	4th	17-3	6-5	2-1	NCAA Second Round
2019-20	Katie Meier	15-15	8-3	ACC	7-11	T-11th	12-6	2-8	1-1	N/A #
Meier's Totals		292-187	155-47	—	118-114	—	195-73	77-93	18-23	—
Overall Totals (48 seasons)		798-561	209-101	—	260-222	—	494-197	223-272	80-94	22 Postseasons (15-23)
					(122-124 ACC)		(212-82 at Watsco*)			

* Finish based off postseason conference tournament

Watsco Center record is from Jan. 15, 2003 to present except for a game on Dec. 1, 2006 played at the Knight Sports Complex
 # In 2019-20, all postseason play was cancelled due to the novel coronavirus (COVID-19)

HISTORY



ALL-TIME RESULTS

1972-73

Record: 2-6 (1-1 H, 1-3 A, 0-2 N)

Head Coach: Barry Schimer

Date	W/L	Opponent	Score
J9	L	MIAMI-DADE NORTH	37-21
J12	W	at Broward Central	36-26
F8	L	at Miami-Dade South	56-26
F13	W	BROWARD CENTRAL	41-25
F15	L	at Barry College	51-45
F22	L	at Miami-Dade North	47-36
F26	L	vs. Florida Tech=	38-31
F27	L	vs. Florida A&M=	55-47

= FAIAW State Championship Tournament (Miami, Fla.)

1973-74

Record: 6-3 (2-0 H, 4-1 A, 0-2 N)

Head Coach: Barry Schimer

Date	W/L	Opponent	Score
J30	W	at Broward Central	43-27
F1	W	at Barry College	44-41
F12	W	at Miami-Dade South	48-47
F13	W	at Miami-Dade North	29-23
F18	L	at Miami-Dade North	38-36
F19	W	BARRY COLLEGE	41-33
F21	W	BROWARD CENTRAL	44-28
F26	L	vs. Flagler=	74-38
F27	L	vs. Florida Tech=	41-36

= FAIAW State Championship Tournament (Miami, Fla.)

1974-75

Record: 8-6 (3-0 H, 3-2 A, 2-4 N)

Head Coach: Barry Schimer

Date	W/L	Opponent	Score
NA	W	at Miami-Dade Downtown	65-21
NA	W	MIAMI-DADE DOWNTOWN	58-26
NA	L	at Flagler^	62-49
NA	L	vs. Florida^	58-45
NA	L	vs. Miami-Dade North^	65-49
NA	W	MIAMI-DADE NORTH	44-38
NA	W	at Broward Central	49-19
NA	W	BROWARD CENTRAL	61-26
NA	W	at Miami-Dade South	60-52
NA	L	at Miami-Dade North	54-46
NA	L	vs. Florida=	67-32
NA	W	vs. Florida A&M=	59-38
NA	W	vs. Florida Tech=	53-32
NA	L	vs. Florida State=	59-45

^ Flagler Invitational (St. Augustine, Fla.)

= FAIAW State Championship Tournament (Lake City, Fla.)

1975-76

Record: 7-13 (3-4 H, 2-4 A, 2-5 N)

Head Coach: Shula Fever

Date	W/L	Opponent	Score
J3	L	MARYMACK (MO)	63-53
J14	W	HOMESTEAD AFB	100-20
J17	L	FLORIDA TECH	60-57
J20	L	at Miami-Dade South	49-40

J22	W	at Miami-Dade Downtown	74-54
J27	L	MIAMI-DADE NORTH	80-58
J29	W	FIU	56-38
F2	L	at Broward Central	69-65
F3	W	MIAMI-DADE DOWNTOWN	71-38
F6	W	vs. USF^	59-52
F7	L	vs. Miami-Dade South^	62-60
F7	W	vs. Florida Tech^	60-55
F9	L	at Florida	103-53
F11	L	at Miami-Dade North	64-49
F17	L	FIU	57-50
F20	L	vs. Florida&	83-41
F21	L	vs. Broward Central&	91-65
F23	W	at Homestead AFB	63-50
F26	L	vs. FIU=	59-57
F27	L	vs. USF=	71-46

^ Flagler Invitational (St. Augustine, Fla.)

& Miami-Dade North CC Invitational (Miami, Fla.)

= FAIAW State Championship Tournament (Lake City, Fla.)

1976-77

Record: 9-11 (8-3 H, 1-6 A, 0-2 N)

Head Coach: Shula Fever

Date	W/L	Opponent	Score
J9	W	MANHATTANVILLE	48-46
J13	W	at Miami-Dade Downtown	75-56
J24	L	at Miami-Dade North	106-69
J26	W	MIAMI-DADE SOUTH	42-39
J28	L	at USF	59-46
J29	L	at Tampa	50-45
F1	L	at FIU	57-49
F4	L	at Broward Central	69-59
F6	W	STETSON	74-59
F7	L	at Miami-Dade South	56-50
F8	L	FLORIDA	75-28
F10	W	MIAMI-DADE DOWNTOWN	67-45
F14	W	FIU	73-65
F16	W	BROWARD CENTRAL	75-64
F18	L	vs. Broward Central&	72-65
F19	L	vs. FIU&	52-48
F22	W	MIAMI-DADE NORTH	75-68
F24	W	FIU=	64-51
F25	L	FLORIDA=	73-41
F26	L	FIU=	66-58

& Miami-Dade North CC Invitational (Miami, Fla.)

= FAIAW State Championship Tournament (Coral Gables, Fla.)

1977-78

Record: 8-8 (3-2 H, 3-3 A, 2-3 N)

Head Coach: Isabella Hutchinson

Date	W/L	Opponent	Score
J16	W	at Miami-Dade New World	63-57
J20	W	MIAMI-DADE SOUTH	73-69
J23	W	FIU	71-42
J25	W	at Miami-Dade North	88-34
J27	L	USF	71-65
J28	L	at Florida	84-47
F1	L	at Broward Central	59-47
F7	L	at Miami-Dade South	53-46
F8	W	at FIU	54-50
F13	W	MIA-DADE NEW WORLD	67-41

ALL-TIME RESULTS

F17	W	vs. Miami-Dade New World&	54-41
F18	W	vs. FIU&	50-43
F18	L	vs. Miami-Dade South&	69-59
F21	L	BROWARD CENTRAL	70-62
F23	L	vs. Florida=	76-55
F24	L	vs. Florida State=	66-56

& Miami-Dade North CC Invitational (Miami, Fla.)
= FAIAW State Championship Tournament (Tampa, Fla.)

1978-79

Record: 10-13 (5-3 H, 4-5 A, 1-5 N)

Head Coach: Lin Dunn

Date	W/L	Opponent	Score
NA	L	at Broward Central	77-61
NA	L	at Florida State	79-53
NA	L	at Florida A&M	67-37
NA	W	MIAMI-DADE NEW WORLD	52-35
NA	W	at Tampa	56-49
NA	L	at USF	72-33
NA	W	MIAMI-DADE NORTH	74-42
NA	L	vs. UCF ^A	69-51
NA	L	vs. Stetson ^A	66-57
NA	L	BROWARD CENTRAL	93-82
NA	W	MIAMI-DADE SOUTH	66-60
NA	L	FLORIDA STATE	74-64
NA	W	FIU	74-44
NA	L	FLORIDA A&M	90-58
NA	L	at Stetson	60-44
NA	W	FIU	86-58
NA	W	at Miami-Dade North	97-61
NA	L	vs. Broward Central&	81-58
NA	W	vs. Miami-Dade New World&	79-54
NA	W	at Miami-Dade North&	86-44
NA	W	at Miami-Dade New World	81-63
NA	L	vs. Florida State=	73-57
NA	L	vs. USF=	85-45

^A Flagler Invitational (St. Augustine, Fla.)
& Miami-Dade North CC Invitational (Miami, Fla.)
= FAIAW State Championship Tournament (Orlando, Fla.)

1979-80

Record: 18-16 (9-7 H, 7-6 A, 2-3 N)

Head Coach: Lin Dunn

Date	W/L	Opponent	Score
N28	W	at Broward Central	101-38
D1	W	MIAMI-DADE NORTH	77-56
D8	W	at Miami-Dade North	90-66
D10	W	at Miami-Dade New World	98-35
D11	W	MIAMI-DADE SOUTH	84-71
D14	L	FLORIDA STATE	82-64
D17	L	ORAL ROBERTS	68-58
D31	L	KANSAS	101-62
J1	L	LAMAR	78-56
J2	L	EDINBORO STATE	70-62
J4	L	ALABAMA	73-61
J6	W	UPPER IOWA	70-39
J7	W	ARMY WEST POINT	73-62
J10	W	MIAMI-DADE NEW WORLD	89-54
J12	L	FLORIDA	80-71
J15	W	FIU	98-41
J18	L	at Florida Southern	71-69
J19	W	at USF	84-72

J22	L	at Florida State	93-74
J26	L	vs. USF ^A	81-76
J27	W	at Flagler ^A	74-73
F2	W	USF	72-55
F5	W	FIU	83-35
F8	L	at Stetson	72-50
F9	L	at UCF	57-56
F12	W	BROWARD CENTRAL	104-35
F14	W	vs. Miami-Dade New World&	85-19
F15	W	at Miami-Dade North&	55-52
F16	W	vs. Flagler&	64-62
F18	L	at Florida	77-66
F20	L	vs. Florida=	81-66
F21	W	at USF=	84-77
F22	L	vs. Florida State=	72-61
F28	L	at Miami-Dade South	60-57

^A Flagler Invitational (St. Augustine, Fla.)
& Miami-Dade North CC Invitational (Miami, Fla.)
= FAIAW State Championship Tournament (Tampa, Fla.)

1980-81

Record: 24-15 (17-6 H, 4-7 A, 3-2 N)

Head Coach: Lin Dunn

Date	W/L	Opponent	Score
N17	W	BROWARD CENTRAL	87-49
N21	L	at UAB&	79-63
N22	L	vs. South Alabama&	74-51
N24	W	USF	78-60
D2	W	MIAMI-DADE SOUTH	75-51
D6	L	at Florida State	87-73
D7	L	at Florida A&M	72-50
D10	W	MIAMI-DADE NEW WORLD	82-55
D15	W	GEORGIA TECH	86-80
D28	W	WEST VIRGINIA% (OT)	89-87
D29	L	JACKSON STATE%	71-45
D30	W	MIDDLE TENNESSEE%	80-74
J1	W	WEST KENTUCKY\$	76-65
J2	L	DRAKE\$	101-63
J4	L	ST. JOSEPH'S\$	73-52
J5	L	AUBURN	78-72
J9	W	at USF	59-41
J10	L	at Florida	84-55
J16	L	at NC State	97-50
J17	L	vs. North Carolina+	75-61
J20	W	BETHUNE-COOKMAN (forfeit)	2-0
J22	W	MIAMI-DADE NORTH	80-60
J23	L	UAB	83-71
J27	W	FIU	109-56
J31	L	FLORIDA STATE	62-55
F3	L	at Miami-Dade South	63-60
F6	W	UCF	86-75
F7	W	FLORIDA	75-64
F10	W	at Miami-Dade New World	72-57
F13	W	at Broward Central	69-50
F14	W	STETSON	70-58
F15	W	DAYTON	62-58
F20	W	FLORIDA A&M	79-47
F21	W	FIU	84-56
F23	W	at Miami-Dade North	58-48
F26	W	vs. USF=	69-47
F27	W	vs. Florida State=	79-70
F28	W	vs. Florida=	65-59
M5	L	at Southern Miss@	80-76

& UAB Invitational (Birmingham, Ala.)



ALL-TIME RESULTS

% Hurricane Christmas Classic (Coral Gables, Fla.)
 \$ Hurricane New Year's Classic (Coral Gables, Fla.)
 + at NC State (Raleigh, N.C.)
 =FAIAW State Championship Tournament (Daytona Beach, Fla.)
 @ AIAW Region III Championships (Hattiesburg, Miss.)

1981-82

Record: 19-10 (11-3 H, 5-4 A, 3-3 N)

Head Coach: Lin Dunn

Date	W/L	Opponent	Score
N23	W	USF	87-52
N27	W	at Florida Memorial	75-47
D5	W	FLORIDA	87-85
D12	L	FLORIDA STATE	77-74
D15	W	vs. UCF#	66-63
D17	W	vs. Carson-Newman#	88-73
D19	L	vs. Clemson#	74-59
D29	L	GEORGIA STATE%	63-60
D30	W	MERCER%	68-67
J2	W	EAST CAROLINA\$	60-56
J4	W	AUSTIN PEAY\$	74-52
J5	L	EAST TENNESSEE\$	70-44
J9	W	HOUSTON	64-47
J11	W	at FIU	78-59
J15	W	at Stetson	95-65
J16	W	at USF	60-48
J20	L	at Florida	80-73
J26	W	FIU	69-66
J28	W	FLORIDA MEMORIAL	100-54
J30	W	TAMPA	81-33
F1	W	FLORIDA A&M	66-62
F6	W	STETSON	75-67
F13	L	at Florida State	66-52
F15	L	at Florida A&M	69-64
F20	L	at Georgia	91-51
F22	W	at Georgia State	72-66
M4	W	vs. Stetson=	75-60
M5	L	vs. Florida State=	84-80
M7	L	vs. Delta State@	81-66

[^] South Florida Invitational (Tampa, Fla.)
 % Hurricane Christmas Classic (Coral Gables, Fla.)
 \$ Hurricane New Year's Classic (Coral Gables, Fla.)
 =FAIAW State Championship Tournament (Daytona Beach, Fla.)
 @ AIAW Region III Championships (Tallahassee, Fla.)

1982-83

Record: 14-13 (8-5 H, 3-6 A, 3-2 N)

Head Coach: Lin Dunn

Date	W/L	Opponent	Score
N19	W	FLORIDA MEMORIAL	88-40
D4	L	at FIU	89-73
D11	W	at USF	75-63
D14	W	LAWRENCE	74-34
D15	L	vs. UT Martin+	85-81
D17	L	vs. Ohio State#	91-63
D18	W	vs. Tampa#	77-68
D19	L	vs. Georgia State#	83-69
D28	L	FAIRFIELD%	76-71
D30	L	NEBRASKA%	76-74
D31	W	PITTSBURGH%	(20T) 79-75
J2	W	MILLIKINS	66-62

J3	W	ROBERT MORRIS\$	56-45
J4	W	WESTERN ILLINOIS\$	80-63
J7	W	vs. Georgia State^	71-66
J8	W	vs. Wake Forest^	81-65
J14	W	at Stetson	77-64
J17	W	at Florida Memorial	89-71
J22	L	at Florida A&M	65-58
J24	L	at UCF	70-60
J28	W	RICE	87-57
F5	W	STETSON	83-61
F12	L	at USF	64-63
F14	L	at Florida	78-64
F18	L	FLORIDA A&M	(OT) 80-78
F28	L	SOUTH CAROLINA	66-56
M2	L	FIU	63-53

+ at Stetson (DeLand, Fla.)
 # South Florida Invitational (Tampa, Fla.)
 % Hurricane Christmas Classic (Coral Gables, Fla.)
 \$ Hurricane New Year's Classic (Coral Gables, Fla.)
 ^ Stetson Hatter Classic (DeLand, Fla.)

1983-84

Record: 19-12 (11-3 H, 6-5 A, 2-4 N)

Head Coach: Lin Dunn

Date	W/L	Opponent	Score
N18	W	FLORIDA MEMORIAL	76-56
N25	L	vs. North Carolina+	77-65
N26	L	at NC State	60-54
D2	W	LAMAR	71-62
D3	L	SOUTH CAROLINA STATE	73-69
D7	W	USF	81-64
D11	L	at Florida	78-58
D17	W	TAMPA	82-57
D28	L	PROVIDENCE#	70-60
D29	W	AUGUSTANA#	77-50
D31	W	TOLEDO#	88-77
J1	W	NORTH DAKOTA STATE@	64-61
J2	W	WESTERN KENTUCKY@	65-58
J4	W	MEMPHIS STATE@	76-73
J6	W	vs. SW Louisiana^	84-78
J7	W	at Stetson^	89-54
J13	L	at Florida State%	76-64
J14	L	vs. Temple%	87-69
J20	W	at USF	88-68
J24	W	FIU	82-64
J28	W	STETSON	79-52
F2	L	at St. John's	79-69
F4	W	at Rutgers	63-58
F6	L	FLORIDA	55-53
F10	W	at Tampa	73-64
F11	W	at Stetson	80-62
F14	W	at Florida Memorial	75-43
F22	L	vs. Idaho\$	68-66
F24	L	vs. Georgia State\$	88-79
F26	W	vs. Pepperdine\$	67-43
M3	L	at FIU	(20T) 83-81

+ at NC State (Raleigh, N.C.)
 @ Miami Masonic Classic (Coral Gables, Fla.)
 ^ Stetson Hatter Classic (DeLand, Fla.)
 % Florida State Invitational (Tallahassee, Fla.)
 \$ Alaska Northern Lights Invitational (Anchorage, Alaska)

ALL-TIME RESULTS

1984-85

Record: 21-7 (16-1 H, 4-4 A, 1-2 N)

Head Coach: Lin Dunn

Date	W/L	Opponent	Score
N23	L	vs. Arkansas#	79-58
N24	L	vs. Eastern Kentucky#	81-74
N26	W	vs. New Orleans&	77-57
N27	L	at Memphis State&	91-74
D7	W	at USF	68-62
D15	W	FLORIDA STATE	79-65
D20	W	DARTMOUTH	62-52
D27	W	CLEVELAND STATE%	95-48
D28	W	ST. JOHN'S%	73-59
D30	W	MICHIGAN STATE%	78-68
D31	W	PURDUE%	69-64
J2	W	ST. JOSEPH'S\$	68-65
J4	W	MURRAY STATES	73-62
J5	W	MISSOURI\$	82-81
J8	W	FORDHAM	92-73
J11	W	LAMAR	89-54
J14	L	at Florida	85-68
J16	L	LOUISIANA STATE	67-62
J21	W	at Stetson	68-58
J25	W	USF	91-65
F7	L	at FIU	73-72
F9	W	at Texas A&M	75-62
F11	L	at Houston	83-68
F16	W	STETSON	77-46
F18	W	FLORIDA	68-53
F25	W	at Florida State	74-67
F26	W	EVANSVILLE	61-60
M4	W	FIU	81-73

Sunshine State Classic (Orlando, Fla.)

& Memphis Classic (Memphis, Tenn.)

% Women's Court Christmas Classic (Coral Gables, Fla.)

\$ Women's Court New Year's Classic (Coral Gables, Fla.)

1985-86

Record: 9-18 (6-7 H, 1-8 A, 2-3 N)

Head Coach: Lin Dunn

Date	W/L	Opponent	Score
N29	L	vs. Iowa&	83-63
N30	W	vs. Baylor&	64-55
D4	W	UCF	62-61
D6	L	GRAMBLING STATE	81-75
D13	W	vs. BYU#	78-74
D14	L	at Illinois#	73-47
D17	W	MERCER	71-57
D19	L	EAST CAROLINA	58-43
D29	W	SAN DIEGO STATE@	88-51
D30	L	NE LOUISIANA@	88-62
D31	L	MISSISSIPPI@	79-61
J3	L	FAIRFIELD%	71-68
J4	W	DAYTON%	76-62
J5	L	NOTRE DAME%	59-53
J10	L	vs. Louisiana State\$	94-54
J11	L	vs. Rhode Island\$	66-65
J13	L	at Old Dominion	86-64
J15	L	at Florida	79-58
J25	L	at Louisiana Tech	81-40
J27	L	at Auburn	92-46
F8	L	at Kentucky	108-53

F10	L	at Iowa	75-46
F15	W	at USF	82-59
F17	L	at #1 Texas	112-43
F24	W	FLORIDA	70-45
M1	W	USF	53-48
M4	L	FIU	81-52

& Louisiana State Classic (Baton Rouge, La.)
Illini Classic (Champaign, Ill.)
@ Burger King/Orange Bowl Invitational (Coral Gables, Fla.)
% Burger King Classic (Coral Gables, Fla.)
\$ Lady Pirate Classic (Greenville, N.C.)

1986-87

Record: 15-15 (9-6 H, 3-4 A, 3-5 N)

Head Coach: Lin Dunn

Date	W/L	Opponent	Score
N28	W	vs. Monmouth^	82-73
N29	L	vs. Purdue^	68-81
D4	W	GRAMBLING STATE	67-65
D6	L	KENTUCKY	71-55
D13	L	at Florida	81-73
D15	L	FLORIDA STATE	75-74
D19	L	at Michigan State#	63-52
D20	L	vs. BYU#	82-80
D22	W	MINNESOTA	77-64
D27	L	OHIO STATE@	79-75
D28	W	TEMPLE@	77-70
D29	L	NORTH CAROLINA@	89-71
J2	W	vs. Holy Cross%	83-76
J3	L	vs. Auburn%	98-55
J4	L	vs. Maryland%	84-64
J14	W	UMES	82-61
J17	L	at USF	84-62
J21	W	STETSON	77-65
J29	W	at Florida State	80-73
F7	W	at Notre Dame	62-61
F9	L	at Northern Illinois	77-72
F14	W	USF	80-61
F18	L	FIU	78-71
F22	W	FLORIDA	78-66
F27	L	vs. Mississippi State\$	81-67
F28	W	vs. Gonzaga\$	79-52
M1	W	at Alaska-Anchorage\$	71-62
M5	L	LOUISIANA TECH	76-58
M7	W	TULANE	76-72
M9	W	FLORIDA ATLANTIC	59-43

^ FIU Thanksgiving Classic (Miami, Fla.)

Michigan State Christmas Tournament (East Lansing, Mich.)

@ Burger King/Orange Bowl Invitational (Coral Gables, Fla.)

% Miami Burger King Classic (Miami, Fla.)

\$ Northern Lights Invitational (Anchorage, Alaska)

1987-88

Record: 14-13 (7-6 H, 5-7 A, 2-0 N)

Head Coach: Ken Patrick

Date	W/L	Opponent	Score
N28	W	vs. Howard\$	81-58
N28	L	at Minnesota\$	76-72
D1	W	BETHUNE-COOKMAN	90-55
D12	W	at Florida	69-68
D19	W	FLORIDA	84-75
D21	W	vs. Mercer+	93-62



ALL-TIME RESULTS

D28	L	VIRGINIA@	78-69
D29	L	AUBURN@	96-48
D30	L	ILLINOIS@	85-83
J7	L	NOTRE DAME	83-68
J9	L	OLD DOMINION	93-79
J11	W	FLORIDA A&M	104-86
J13	L	at Maine	76-56
J20	W	at UCF	93-82
J27	L	at Arizona	78-71
J28	L	at Arizona State	78-74
J31	W	USF	82-71
F4	L	at Florida A&M	89-88
F6	W	NORTHERN ILLINOIS	88-80
F8	W	at Stetson	67-63
F13	L	FIU	79-69
F15	W	FLORIDA ATLANTIC	87-66
F20	L	at Bethune-Cookman	80-72
F23	L	at FIU	79-70
F25	W	UCF	103-87
F29	W	at North Carolina	75-69
M6	W	at USF	76-60

§ Minnesota Dial Classic (Minneapolis, Minn.)

+ at Coral Springs, Fla.

@ Burger King/Orange Bowl Invitational (Coral Gables, Fla.)

1988-89

Record: 21-8 (11-1 H, 7-7 A, 3-0 N)

Head Coach: Ferne Labati

Date	W/L	Opponent	Score
N25	W	vs. SW Missouri State#	90-71
N26	W	vs. Florida State#	96-85
D2	L	at Houston&	(OT) 81-76
D3	W	vs. Northwestern State&	92-89
D6	W	at Bethune-Cookman	77-65
D11	W	FLORIDA STATE	88-79
D19	W	FLORIDA A&M	103-64
D29	W	OKLAHOMA%	69-66
D30	L	SYRACUSE%	78-62
J4	L	at Purdue	79-65
J8	L	at Detroit	74-61
J9	W	at Toledo	66-52
J11	W	at Louisville	59-58
J14	W	USF	77-74
J16	L	at Florida	75-61
J21	W	at Florida A&M	73-66
J24	W	FLORIDA+	75-67
J28	L	at Rutgers	97-64
J31	W	FIU	83-76
F2	W	at Mercer	75-47
F4	L	at Auburn	73-44
F6	W	BARRY	85-36
F11	W	UCF	94-69
F13	W	STETSON	69-63
F18	W	FLORIDA ATLANTIC	94-77
F22	W	BETHUNE-COOKMAN	72-55
F24	W	at FIU	100-85
M4	L	at USF	85-82
M15	L	at Oklahoma State!	93-69

Lady Sunshine Tournament (Lake Mary, Fla.)

& Lady Cougar Classic (Houston, Texas)

% Burger King/Pepsi Classic (Coral Gables, Fla.)

+ at Miami Arena (Miami, Fla.)

! NCAA Tournament (Stillwater, Okla.)

1989-90

Record: 25-6 (13-1 H, 8-1 A, 4-4 N)

Head Coach: Ferne Labati

Date	W/L	Opponent	Score
N29	W	FLORIDA	76-61
D1	W	NIAGARA§	88-52
D2	W	ARIZONA§	85-65
D6	W	at Florida A&M	77-70
D8	W	vs. Temple#	79-73
D9	L	vs. Kentucky#	80-71
D16	W	ILLINOIS-CHICAGO	70-41
D27	W	CLEVELAND STATE%	81-53
D28	W	MICHIGAN%	72-64
D29	L	WASHINGTON%	85-68
J3	W	vs. Dist. of Columbia^	79-47
J4	W	vs. James Madison^	72-53
J5	L	vs. Stephen F. Austin^	69-62
J9	W	at Massachusetts	76-58
J11	W	at Boston University	87-69
J13	W	at Stetson	88-69
J16	W	at Florida	85-73
J18	W	at USF	89-72
J22	W	FLORIDA A&M	90-56
J25	W	at Bethune-Cookman	76-26
F1	W	FIU	71-64
F5	W	BETHUNE-COOKMAN	76-43
F9	W	UMKC	70-58
F10	W	UCF	96-74
F17	L	at Florida State	95-66
F19	W	MERCER	84-62
F23	W	at FIU	94-76
M3	W	USF	72-59
M22	W	vs. Illinois State!	85-83
M23	L	vs. Kentucky!	80-68
M24	L	vs. Charlotte!	82-80

§ Hurricane Tip-Off Classic (Coral Gables, Fla.)

Felpausch/MSU Holiday Classic (East Lansing, Mich.)

% Burger King Classic (Coral Gables, Fla.)

^ FIU Sun and Fun Classic (Miami, Fla.)

! National Women's Invitational Tourn. (WNIT) (Amarillo, Texas)

1990-91

Record: 20-10 (9-6 H, 5-4 A, 6-0 N)

NSWAC: 9-3 (Tournament Champs)

Head Coach: Ferne Labati

Date	W/L	Opponent	Score
N23	W	at Western Michigan	94-72
N25	L	at Purdue	86-56
D4	W	at Georgia State*	85-60
D8	L	RUTGERS	67-57
D14	W	TEXAS SOUTHERN	73-65
D15	L	TOLEDO	59-58
D19	L	FLORIDA STATE	76-62
D27	W	SYRACUSE%	68-53
D28	L	KANSAS%	76-48
D29	L	MICHIGAN STATE%	79-73
J2	W	vs. Oklahoma State^	74-71
J3	W	vs. Mississippi^	66-64
J4	W	vs. Murray State^	82-60
J9	L	at UMKC	53-44
J12	W	STETSON*	112-74
J17	L	at Florida A&M*	73-65

ALL-TIME RESULTS

J19	W	at Georgia Southern*	86-79
J24	W	GEORGIA STATE*	68-49
J26	L	MERCER*	(OT) 86-83
J31	W	GEORGIA SOUTHERN*	89-66
F2	W	FLORIDA A&M*	78-71
F5	W	at FIU*	74-64
F9	W	HOWARD	78-58
F14	L	at Mercer*	80-71
F16	W	PORTLAND STATE	84-63
F20	W	at Stetson*	77-63
M2	W	FIU*	79-54
M7	W	vs. Stetson=	98-77
M8	W	vs. FIU=	75-55
M9	W	vs. Florida A&M=	73-44

* New South Women's Athletic Conference game

= NSWAC Tournament (Tallahassee, Fla.)

% Pepsi/Church's Holiday Classic (Coral Gables, Fla.)

^ FIU Sun and Fun Classic (Miami, Fla.)

1991-92

Record: 30-2 (17-0 H, 11-1 A, 2-1 N)

BIG EAST: 18-0 (Regular Season & Tournament Champs)

Head Coach: Ferne Labati

Date	W/L	Opponent	Score
N23	L	at Florida State	(OT) 71-69
D1	W	FLORIDA	95-75
D8	W	at Rutgers	72-53
D13	W	TEXAS SOUTHERN	85-48
D19	W	No. 10 PURDUE	65-63
D22	W	HARVARD	87-62
D28	W	Cleveland State%	91-59
D29	W	FIU%	78-53
D30	W	Georgia Tech%	78-63
J3	W	at Boston College*	78-59
J5	W	at Seton Hall*	76-54
J8	W	GEORGETOWN*	89-51
J11	W	at Pittsburgh*	73-54
J13	W	at Providence*	87-83
J17	W	No. 22 CONNECTICUT*	70-66
J21	W	SYRACUSE*	74-52
J23	W	at St. John's*	58-57
J26	W	at Villanova*	75-50
F1	W	BOSTON COLLEGE*	79-60
F5	W	SETON HALL*	68-46
F8	W	at Georgetown*	83-76
F11	W	PITTSBURGH*	79-64
F16	W	PROVIDENCE*	95-69
F21	W	at Connecticut*	75-59
F23	W	at Syracuse*	79-66
F26	W	ST. JOHN'S*	85-63
M1	W	VILLANOVA*	84-67
M7	W	vs. Seton Hall&	76-62
M8	W	vs. Providence&	82-70
M9	W	at Connecticut&	56-47
M21	W	NORTH CAROLINA!	86-72
M26	L	vs. Vanderbilt!!	77-67

* BIG EAST Conference game

% Pepsi/Church's Holiday Classic (Coral Gables, Fla.)

! BIG EAST Tournament (Storrs, Conn.)

! NCAA Tournament (Coral Gables, Fla.)

!! NCAA Tournament (Charlottesville, Va.)

1992-93

Record: 24-7 (13-3 H, 8-4 A, 2-0 N)

BIG EAST: 15-3 (Co-Regular Season & Tournament Champs)

Head Coach: Ferne Labati

Date	W/L	Opponent	Score
D6	W	FLORIDA ATLANTIC	94-37
D13	W	at FIU	80-58
D18	W	TEXAS SOUTHERN	98-41
D19	L	FLORIDA STATE	64-61
D28	W	BUCKNELL%	74-54
D29	W	APPALACHIAN STATE%	80-63
D30	L	TEXAS TECH%	(OT) 75-74
J3	L	at Seton Hall*	73-59
J5	W	at Providence*	64-52
J9	W	GEORGETOWN*	62-55
J15	W	at Connecticut*	69-66
J17	W	at Syracuse*	65-53
J21	W	VILLANOVA*	64-53
J24	L	ST. JOHN'S*	65-59
J29	W	at Pittsburgh*	55-50
J31	W	at Boston College*	80-67
F3	W	SYRACUSE*	60-40
F6	W	PROVIDENCE*	85-65
F9	L	at Georgetown*	(3OT) 90-88
F11	L	at Maryland	67-57
F14	W	CONNECTICUT*	69-51
F16	W	BOSTON COLLEGE*	84-55
F20	W	at Villanova*	57-52
F22	W	at St. John's*	84-68
F27	W	SETON HALL*	72-60
M1	W	PITTSBURGH*	77-65
M6	W	vs. St. John's&	84-61
M7	W	vs. Villanova&	67-49
M8	W	at Providence&	76-55
M17	W	ST. PETER'S!	61-44
M20	L	at Western Kentucky!!	78-63

* BIG EAST Conference game

% Church's Holiday Classic (Coral Gables, Fla.)

& BIG EAST Tournament (Providence, R.I.)

! NCAA Tournament (Coral Gables, Fla.)

!! NCAA Tournament (Bowling Green, Ky.)

1993-94

Record: 10-17 (7-5 H, 2-8 A, 1-4 N)

BIG EAST: 7-11 (7-6th)

Head Coach: Ferne Labati

Date	W/L	Opponent	Score
N27	L	vs. Wake Forest\$	74-65
N28	L	vs. South Carolina\$	71-68
D3	W	vs. Dayton^	67-53
D4	L	vs. Rhode Island^	56-54
D11	W	GEORGETOWN*	67-59
D18	W	VALPARAISO	77-59
D28	W	FLORIDA ATLANTIC%	90-69
D30	L	FIU%	75-56
J3	L	at Providence*	78-62
J6	W	VILLANOVA*	64-40
J9	L	at Pittsburgh*	71-66
J13	L	at Seton Hall*	93-50
J15	W	at St. John's*	(OT) 80-72
J19	W	SYRACUSE*	(2OT) 62-59
J23	L	at Connecticut*	87-46



ALL-TIME RESULTS

J25	L	at Boston College*	80-71
J27	L	at Florida	59-50
J30	L	ST. JOHN'S*	68-67
F2	L	PITTSBURGH*	59-53
F6	W	at Villanova*	64-60
F10	L	SETON HALL*	82-46
F13	L	CONNECTICUT*	60-48
F17	L	at Georgetown*	81-60
F20	L	at Syracuse*	58-41
F23	W	PROVIDENCE*	65-63
F26	W	BOSTON COLLEGE*	75-72
M5	L	vs. Pittsburgh&	70-60

* BIG EAST Conference game

\$ Old Dominion/Dial Classic (Norfolk, Va.)

^ Florida State/Dial Classic (Tallahassee, Fla.)

% Church's Holiday Classic (Coral Gables, Fla.)

& BIG EAST Tournament (Storrs, Conn.)

1994-95

Record: 11-16 (6-7 H, 5-7 A, 0-2 N)

BIG EAST: 9-10 (6th)

Head Coach: Ferne Labati

Date	W/L	Opponent	Score
N27	W	FAIRFIELD	81-71
N29	W	at Florida Atlantic	90-81
D2	L	vs. Florida^	84-63
D3	L	vs. USF^	74-65
D6	L	at FIU	77-62
D17	W	LIU BROOKLYN	74-59
D22	L	at Seton Hall*	72-44
D28	L	GRAMBLING STATE%	98-75
D29	L	AUBURN%	73-43
J2	W	BOSTON COLLEGE*	80-45
J4	L	at Villanova*	64-51
J7	L	at Pittsburgh*	73-61
J11	W	at Georgetown*	72-66
J14	L	ST. JOHN'S*	73-63
J18	W	at Syracuse*	65-54
J21	W	PROVIDENCE*	80-78
J24	L	No. 1 CONNECTICUT*	92-51
J28	W	at Boston College*	73-67
F1	W	PITTSBURGH*	54-50
F5	L	VILLANOVA*	72-59
F9	L	at #1 Connecticut*	85-48
F11	W	at St. John's*	60-56
F15	L	GEORGETOWN*	65-63
F18	W	SYRACUSE*	67-65
F21	L	SETON HALL*	82-65
F25	L	at Providence*	76-72
M4	L	at Seton Hall&	66-50

* BIG EAST Conference game

^ Florida Four Challenge (Tallahassee, Fla.)

% Church's Chicken Holiday Classic (Coral Gables, Fla.)

& BIG EAST Tournament (South Orange, N.J.)

1995-96

Record: 14-13 (10-6 H, 4-6 A, 0-1 N)

BIG EAST: 9-9 (T-1st BE 7)

Head Coach: Ferne Labati

Date	W/L	Opponent	Score
N24	W	MANHATTAN+	74-66
N28	L	at Houston	80-72

D1	W	USF^	73-68
D2	L	FLORIDA^	71-70
D16	W	FIU	71-49
D20	W	SOUTHERN ILLINOIS	70-61
D22	W	at Pittsburgh*	72-44
D28	L	DETROIT%	78-77
D30	W	FLORIDAATLANTIC%	93-54
J4	L	at Providence*	81-60
J7	L	VILLANOVA*	59-53
J10	L	CONNECTICUT*	79-52
J13	L	at Seton Hall*	69-62
J17	W	RUTGERS*	58-45
J20	L	at Syracuse*	69-60
J22	W	at Boston College*	60-59
J25	W	WEST VIRGINIA*	77-58
J27	L	NOTRE DAME*	67-50
J31	W	PROVIDENCE*	74-73
F3	W	at St. John's*	62-54
F8	W	at West Virginia*	88-69
F10	L	at Villanova*	51-47
F14	L	GEORGETOWN*	71-69
F17	W	SYRACUSE*	84-60
F20	L	at Notre Dame*	86-70
F27	W	SETON HALL*	67-60
M2	L	vs. Pittsburgh&	52-49

* BIG EAST Conference game

+ at Miami Arena (Miami, Fla.)

^ Florida Four Challenge (Coral Gables, Fla.)

% Church's Chicken Holiday Classic (Coral Gables, Fla.)

& BIG EAST Tournament (Storrs, Conn.)

1996-97

Record: 15-14 (8-5 H, 5-8 A, 2-1 N)

BIG EAST: 8-10 (T-2nd BE 7)

Head Coach: Ferne Labati

Date	W/L	Opponent	Score
N22	L	vs. Florida^	65-58
N23	W	at USF^	58-30
N26	W	FLORIDAATLANTIC	74-53
D1	L	at Old Dominion	94-55
D4	L	at St. John's*	61-44
D8	L	RUTGERS*	57-44
D14	W	at FIU	55-49
D19	W	ORAL ROBERTS	69-49
D27	W	BUTLER%	70-55
D29	L	ALABAMA%	73-43
J2	L	BOSTON COLLEGE*	66-48
J6	L	at Pittsburgh*	64-59
J9	L	CONNECTICUT*	69-51
J12	W	at Providence*	60-56
J15	L	Georgetown*	62-55
J19	W	SETON HALL*	79-67
J22	L	at West Virginia*	75-70
J25	W	ST. JOHN'S*	71-48
J29	L	NOTRE DAME*	72-71
F2	W	VILLANOVA*	71-56
F5	W	at Rutgers*	49-41
F12	W	PITTSBURGH*	89-61
F16	L	at Connecticut*	86-59
F19	L	at Boston College*	67-55
F22	W	at Syracuse*	64-53
F25	W	GEORGETOWN*	62-58
M1	W	vs. Pittsburgh&	64-50

ALL-TIME RESULTS

M2	W	vs. Boston College&	63-48
M3	L	at Connecticut&	98-71
* BIG EAST Conference game			
^ Dial Classic (Tampa, Fla.)			
% UM Holiday Classic (Coral Gables, Fla.)			
& BIG EAST Tournament (Storrs, Conn.)			

1997-98

Record: 19-10 (12-1 H, 5-8 A, 2-1 N)

BIG EAST: 13-5 (2nd BE 7)

Head Coach: Ferne Labati

Date	W/L	Opponent	Score
N16	W	FAIRFIELD	87-66
N20	W	USF^	55-52
N21	L	at Florida^	70-51
N25	W	at Florida Atlantic	105-84
D6	W	PROVIDENCE*	97-70
D14	L	FIU	81-60
D20	L	at Oklahoma	67-62
D27	W	DELAWARE STATE%	105-62
D28	W	MAINE%	91-78
D31	W	WEST VIRGINIA*	(OT) 74-72
J3	W	at Seton Hall*	70-66
J6	L	at Syracuse*	87-75
J8	L	at Notre Dame*	75-47
J10	W	BOSTON COLLEGE*	85-79
J14	L	at Villanova*	(OT) 68-67
J17	W	ST. JOHN'S*	72-60
J24	W	PITTSBURGH*	72-55
J28	L	at Rutgers*	77-65
J31	W	at Georgetown*	81-74
F3	W	NOTRE DAME*	77-76
F7	W	SYRACUSE*	58-56
F10	W	at Providence*	90-79
F13	L	at Connecticut*	80-60
F18	W	SETON HALL*	73-66
F21	W	VILLANOVA*	67-64
F24	W	at West Virginia*	90-69
M1	W	vs. Georgetown&	81-66
M2	L	at Rutgers&	81-62
M14	L	vs. Clemson!	60-49

* BIG EAST Conference game

^ Dial Classic/Florida Four Challenge (Gainesville, Fla.)

% UM Holiday Classic (Coral Gables, Fla.)

& BIG EAST Tournament (Piscataway, N.J.)

! NCAA Tournament (Ruston, La.)

1998-99

Record: 15-14 (10-4 H, 4-10 A, 1-0 N)

BIG EAST: 9-9 (7-6th)

Head Coach: Ferne Labati

Date	W/L	Opponent	Score
N18	W	at FIU	67-65
N22	L	at Tulane	63-56
N24	L	at Florida	85-69
D1	W	COPPIN STATE	97-68
D5	W	BOSTON COLLEGE*	65-57
D8	W	SYRACUSE*	68-52
D12	W	HAMPTON	84-52
D16	W	FLORIDAATLANTIC	91-57
D19	W	OKLAHOMA	62-60

D30	L	at St. John's*	(OT) 76-72
J2	W	PITTSBURGH*	75-60
J5	L	at Rutgers*	68-54
J7	L	WESTERN KENTUCKY	75-61
J10	L	at Pittsburgh*	63-61
J13	W	PROVIDENCE*	85-63
J16	W	No. 21 Boston College*	66-53
J20	L	at Connecticut*	89-55
J23	L	at Villanova*	56-54
J26	L	GEORGETOWN*	69-51
F3	W	WEST VIRGINIA*	98-73
F6	L	CONNECTICUT*	88-66
F10	L	RUTGERS*	66-57
F13	W	at Georgetown*	81-62
F17	W	at Seton Hall*	66-52
F20	W	ST. JOHN'S*	83-51
F23	L	at Notre Dame*	89-62
F27	W	vs. West Virginia&	86-69
F28	L	at Rutgers&	79-53
M12	L	at Rice!	65-58

* BIG EAST Conference game

& BIG EAST Conference Tournament (Piscataway, N.J.)

! WNIT (Houston, Texas)

1999-00

Record: 14-15 (9-8 H, 4-6 A, 1-1 N)

BIG EAST: 7-9 (T-6th)

Head Coach: Ferne Labati

Date	W/L	Opponent	Score
N21	W	FURMAN	88-46
N24	W	EASTERN KENTUCKY	83-66
N28	L	TULANE	75-66
D1	L	FLORIDA	85-77
D4	W	FIU	76-61
D11	W	at Florida Atlantic	89-73
D19	L	NC STATE@	80-60
D28	W	BROWN%	79-62
D29	L	SMU%	76-55
J2	W	TEMPLE	64-44
J5	L	at Rutgers*	65-45
J8	W	at St. John's*	68-47
J11	L	at Western Kentucky	75-68
J15	W	SETON HALL*	64-60
J19	L	GEORGETOWN*	63-61
J22	L	NOTRE DAME*	76-54
J26	L	at Villanova*	44-34
J29	L	CONNECTICUT*	84-36
F2	L	BOSTON COLLEGE*	66-55
F5	W	at West Virginia*	70-50
F8	L	at Connecticut*	93-46
F12	W	at Providence*	71-66
F15	W	WEST VIRGINIA*	77-55
F19	L	at Georgetown*	66-61
F22	L	at Notre Dame*	83-68
F26	W	SYRACUSE*	66-64
F29	W	PITTSBURGH*	80-60
M4	W	vs. Seton Hall&	69-42
M5	L	vs. Notre Dame&	67-52

* BIG EAST Conference game

@ Orange Bowl Classic (Miami, Fla.)

% Hurricane Holiday Classic (Coral Gables, Fla.)

& BIG EAST Tournament (Storrs, Conn.)



ALL-TIME RESULTS

2000-01

Record: 13-15 (11-6 H, 2-8 A, 0-1 N)

BIG EAST: 6-10 (T-8th)

Head Coach: Ferne Labati

Date	W/L	Opponent	Score
N20	W	FLORIDAATLANTIC	87-50
N24	L	at Northwestern	56-48
D2	W	ST. BONAVENTURE	71-51
D5	L	CONNECTICUT*	77-53
D9	L	at FIU	78-48
D16	W	USF	73-51
D19	W	KENTUCKY	74-59
D22	L	FAIRFIELD	67-55
D28	W	NEW HAMPSHIRE%	70-61
D29	W	WESTERN MICHIGAN%	64-51
J2	W	RADFORD	83-48
J7	L	at Virginia Tech*	64-51
J10	W	at Boston College*	65-59
J13	W	at St. John's*	67-51
J17	L	PROVIDENCE*	77-60
J21	L	WESTERN KENTUCKY (OT)	82-75
J23	L	at Connecticut*	81-45
J27	L	RUTGERS*	39-37
J30	L	at Pittsburgh*	84-74
F3	W	GEORGETOWN*	52-46
F7	W	WEST VIRGINIA*	84-68
F10	L	at Seton Hall*	69-61
F14	W	ST. JOHN'S*	80-43
F17	W	PITTSBURGH*	96-69
F20	L	at Notre Dame*	81-54
F24	L	at Syracuse*	62-61
F27	L	VILLANOVA*	60-59
M3	L	vs. Boston College&	62-49

* BIG EAST Conference game

% Hurricane Holiday Classic (Coral Gables, Fla.)

& BIG EAST Tournament (Storrs, Conn.)

2001-02

Record: 19-12 (12-3 H, 5-8 A, 2-1 N)

BIG EAST: 10-6 (5th)

Head Coach: Ferne Labati

Date	W/L	Opponent	Score
N18	W	IONA	71-52
N21	W	NORTHWESTERN	86-69
N23	W	IUPUI	72-58
N27	L	at USF	76-68
D1	L	at Kentucky	60-57
D4	W	WEST VIRGINIA*	69-53
D9	W	vs. No. 17 Texas@	57-55
D15	W	at Florida Atlantic	92-77
D27	W	LEHIGH%	76-49
D28	W	YALE%	75-46
D30	L	MINNESOTA	80-65
J2	L	NOTRE DAME*	69-65
J5	W	at Rutgers*	67-53
J8	L	at West Virginia*	57-52
J12	L	at No. 1 Connecticut*	96-50
J16	W	SYRACUSE*	(OT) 75-71
J19	W	SETON HALL*	56-54
J23	W	at St. John's	68-51
J26	W	RUTGERS*	65-55

J29	L	at Villanova*	80-52
F2	W	PITTSBURGH*	77-61
F5	L	at Virginia Tech*	72-60
F13	W	at Georgetown*	64-56
F16	L	FIU	71-65
F20	W	No. 24 VIRGINIA TECH*	55-53
F23	L	at Providence*	69-64
F26	W	No. 18 BOSTON COLLEGE*	60-57
M2	W	vs. Georgetown&	69-52
M3	L	vs. Villanova&	68-49
M13	W	at Georgia Tech!	73-64
M16	L	at Houston!!	83-76

* BIG EAST Conference game

@ Orange Bowl Fab Four Classic (Miami, Fla.)

% Hurricane Holiday Classic (Coral Gables, Fla.)

& BIG EAST Tournament (Piscataway, N.J.)

! WNIT (Atlanta, Ga.)

!! WNIT (Houston, Texas)

2002-03

Record: 18-13 (11-4 H, 5-8 A, 2-1 N)

BIG EAST: 8-8 (7th)

Head Coach: Ferne Labati

Date	W/L	Opponent	Score
N22	W	USF	60-49
N25	W	MORRIS BROWN	111-44
N29	W	vs. Quinnipiac^	87-56
N30	L	at Green Bay^	83-72
D2	L	at Florida	76-67
D14	L	at FIU	81-70
D16	W	FLORIDAATLANTIC	86-61
D19	W	TEXAS A&M	84-58
D21	W	EASTERN MICHIGAN	85-66
D28	W	WILLIAM & MARY%	85-57
D29	W	MARYLAND%	97-66
J4	W	at Georgetown*	60-57
J8	W	at Syracuse*	85-68
J11	W	at No. 16 Notre Dame*	80-70
J15	L	No. 24 BOSTON COLLEGE*	79-61
J22	W	at Pittsburgh*	79-76
J25	L	SYRACUSE*	62-59
J28	W	VIRGINIA TECH*	(OT) 67-66
F1	L	No. 20 VILLANOVA*	61-55
F4	L	at Rutgers*	65-56
F8	W	ST. JOHN'S*	69-54
F15	L	at West Virginia*	100-84
F19	L	No. 1 CONNECTICUT*	81-60
F22	W	PROVIDENCE*	77-64
F26	L	at Seton Hall*	(OT) 78-71
M1	L	at No. 23 Boston College*	84-77
M4	W	GEORGETOWN*	73-71
M8	W	vs. Syracuse&	77-64
M9	W	at No. 18 Rutgers&	77-74
M10	L	vs. No. 18 Villanova&	65-59
M22	L	at New Mexico!	(OT) 91-85

* BIG EAST Conference game

^ Wisconsin-Green Bay Tournament (Green Bay, Wis.)

% Hurricane Holiday Classic (Coral Gables, Fla.)

& BIG EAST Tournament (Piscataway, N.J.)

! NCAA Tournament (Albuquerque, N.M.)

Beginning Jan. 15, 2003, all home games played at BankUnited Center (name changed to Watsco Center prior to 2016-17)

ALL-TIME RESULTS

2003-04

Record: 22-7 (12-2 H, 7-3 A, 3-2 N)

BIG EAST: 11-5 (7-4th)

Head Coach: Ferne Labati

Date	W/L	Opponent	Score
N22	W	at Morehead State#	93-54
N23	W	vs. Eastern Kentucky#	90-81
N25	W	at USF	62-55
N28	W	vs. Weber State\$	82-60
N29	W	vs. Bradley\$	70-52
D2	W	FIU	78-58
D12	W	FLORIDA	80-75
D16	W	DARTMOUTH	74-53
D21	W	RICHMOND	80-73
D28	W	TOLEDO%	68-57
D29	W	No. 24 VANDERBILT%	79-57
J3	W	at St. John's*	79-60
J7	L	at Villanova*	58-55
J10	W	at No. 20 Boston College*	70-66
J14	W	GEORGETOWN*	(OT) 57-55
J17	W	PITTSBURGH*	77-68
J20	W	at Providence*	86-67
J28	L	NOTRE DAME*	59-50
J31	L	RUTGERS*	76-69
F8	L	at No. 4 Connecticut*	83-65
F10	W	ST. JOHN'S*	85-74
F14	W	at No. 21 Virginia Tech*	65-56
F18	W	at Syracuse*	85-65
F21	W	SETON HALL*	81-43
F25	L	at Notre Dame*	93-58
F28	W	WEST VIRGINIA*	82-74
M2	W	PROVIDENCE*	81-62
M7	L	vs. Boston College&	65-53
M21	L	vs. Maryland!	86-85

* BIG EAST Conference game

Morehead State Tournament (Morehead, Ky.)

\$ Saint Mary's Thanksgiving Classic (Moraga, Calif.)

% Hurricane Holiday Classic (Coral Gables, Fla.)

& BIG EAST Tournament (Hartford, Conn.)

! NCAA Tournament (Baton Rouge, La.)

2004-05

Record: 13-16 (9-5 H, 2-9 A, 2-2 N)

Atlantic Coast: 4-10 (7-9th)

Head Coach: Ferne Labati

Date	W/L	Opponent	Score
N19	W	GARDNER-WEBB^	65-47
N21	W	TCU^	68-57
N23	L	at Hartford	63-53
N26	L	vs. Oregon\$	79-73
N27	W	vs. UMESS\$	88-64
N30	L	at George Mason	60-35
D4	L	at FIU	67-62
D6	L	at No. 12 Texas Tech	109-49
D13	W	UCF	69-50
D20	W	MONTANA	55-49
D28	W	FAIRFIELD%	84-70
D29	W	LOYOLA MARYMOUNT%	78-67
J2	W	COPPIN STATE	93-83
J9	L	at Florida State*	65-56
J13	L	WAKE FOREST*	78-63
J17	L	at No. 8 North Carolina*	83-52

J20	L	at NC State*	73-59
J23	L	GEORGIA TECH*	62-46
J27	W	No. 21 FLORIDA STATE*	62-57
J31	W	at Clemson*	83-69
F3	L	No. 3 DUKE*	72-63
F6	W	VIRGINIA TECH*	78-67
F10	W	at Virginia*	66-60
F14	L	No. 21 NC STATE*	71-68
F17	L	No. 20 MARYLAND*	70-65
F24	L	at No. 2 Duke*	95-61
F27	L	at Virginia Tech*	90-45
M4	W	vs. Georgia Tech^	60-58
M5	L	vs. North Carolina^	64-57

* Atlantic Coast Conference game

^ The Miami Jam (Coral Gables, Fla.)

\$ LIU Turkey Classic (Brooklyn, N.Y.)

% Miami Holiday Classic (Coral Gables, Fla.)

^ ACC Tournament (Greensboro, N.C.)

2005-06

Record: 17-13 (13-5 H, 4-6 A, 0-2 N)

Atlantic Coast: 6-8 (6th)

Head Coach: Katie Meier

Date	W/L	Opponent	Score
N18	W	SAMFORD	72-51
N25	W	BRADLEY#	73-61
N26	W	OAKLAND#	78-65
N30	L	GEORGE MASON	68-61
D2	W	FAIRLEIGH DICKINSON	100-62
D3	W	SIENA	76-47
D6	W	FIU	75-63
D10	W	HARTFORD	82-62
D16	L	at Montana	83-74
D20	W	at UCF	82-72
D28	W	NORTH CAROLINA A&T%	104-65
D29	W	No. 25 MISSISSIPPI%	79-70
J5	W	at Georgia Tech*	75-63
J9	L	No. 4 NORTH CAROLINA*	90-57
J12	W	at Clemson*	74-52
J15	L	vs. No. 13 Georgia+	74-59
J19	W	No. 21 BOSTON COLLEGE*	82-68
J22	L	VIRGINIA*	77-65
J26	L	at NC State*	83-77
J29	W	No. 25 VIRGINIA TECH*	77-62
F1	L	at No. 6 Maryland*	88-77
F5	W	at Wake Forest*	79-71
F9	L	FLORIDA STATE*	79-54
F12	L	at No. 21 Boston College*	79-69
F17	L	at Florida State*	68-61
F19	L	No. 1 DUKE*	(2OT) 99-93
F26	W	GEORGIA TECH*	(2OT)
90-85			
M2	L	vs. Georgia Tech^	79-62
M18	W	FIU!	95-83
M22	L	at Virginia!!	83-72

* Atlantic Coast Conference game

UM Thanksgiving Tournament (Coral Gables, Fla.)

% Hurricane Holiday Classic (Coral Gables, Fla.)

+ ACC/SEC Russell Athletic Shootout (Duluth, Ga.)

^ ACC Tournament (Greensboro, N.C.)

! WNIT (Coral Gables, Fla.)

!! WNIT (Charlottesville, Va.)



ALL-TIME RESULTS

2006-07

Record: 11-19 (9-6 H, 2-13 A, 0-1 N)

Atlantic Coast: 2-12 (11th)

Head Coach: Katie Meier

Date	W/L	Opponent	Score
N10	W	GEORGIA STATE	68-60
N13	W	MILWAUKEE	78-71
N15	W	at Santa Clara	78-65
N17	L	at St. Mary's	69-68
N19	W	at San Francisco	69-59
N24	W	NICHOLLS STATE#	85-42
N25	W	INDIANA#	79-70
D1	W	JACKSON STATE+	77-50
D3	L	at Michigan	60-55
D5	L	at FIU	83-78
D16	W	TEXAS STATE	92-67
D19	L	at Houston	82-73
D21	L	at Mississippi	82-64
D28	W	COPPIN STATE%	60-54
D29	L	AUBURN%	79-61
J3	L	at No. 3 Duke*	72-42
J7	L	at Florida State*	71-62
J10	L	No. 1 MARYLAND*	111-53
J15	L	at Georgia Tech*	52-37
J18	W	BOSTON COLLEGE*	83-68
J25	L	at Virginia Tech*	78-71
J28	L	CLEMSON*	79-69
F1	L	FLORIDA STATE*	75-68
F4	L	at Virginia*	73-60
F8	W	WAKE FOREST*	77-51
F11	L	at Boston College*	78-65
F15	L	GEORGIA TECH*	66-45
F18	L	at No. 2 North Carolina*	93-70
F24	L	NC STATE*	77-53
M1	L	vs. Georgia Tech^	66-52

* Atlantic Coast Conference game

Miami Thanksgiving Tournament (Coral Gables, Fla.)

+ Played at the Knight Sports Complex (Coral Gables, Fla.)

% Miami Holiday Tournament (Coral Gables, Fla.)

^ ACC Tournament (Greensboro, N.C.)

2007-08

Record: 9-21 (6-13 H, 2-6 A, 1-2 N)

Atlantic Coast: 2-12 (12th)

Head Coach: Katie Meier

Date	W/L	Opponent	Score
N9	W	FLORIDA ATLANTIC	64-45
N13	L	JACKSONVILLE	72-64
N19	L	MICHIGAN+	65-50
N23	W	FORDHAM#	57-40
N24	L	BUTLER#	62-59
N28	W	at Milwaukee	(OT) 73-70
D2	W	UCF	64-56
D4	L	FIU	60-58
D8	L	HOUSTON	63-62
D15	L	MISSISSIPPI	65-52
D18	W	vs. Southern Mississippi\$	63-56
D19	L	vs. No. 8 LSU\$	63-52
D29	L	MAINE%	54-53
D30	W	CENTRAL ARKANSAS%	90-57
J2	W	CHARLESTON SOUTHERN	88-56
J5	L	No. 12 DUKE*	84-72

J10	W	at Clemson*	66-61
J13	L	at Georgia Tech*	68-65
J21	L	VIRGINIA	79-68
J24	L	FLORIDA STATE*	(OT) 75-70
J31	L	at No. 5 Maryland*	90-50
F3	L	at Boston College*	70-42
F7	W	GEORGIA TECH*	54-52
F11	L	VIRGINIA TECH*	(OT) 81-73
F14	L	at NC State*	51-45
F21	L	No. 2 NORTH CAROLINA*	79-61
F24	L	at Wake Forest*	50-45
F28	L	at Florida State*	50-49
M3	L	BOSTON COLLEGE*	63-52
M6	L	vs. Georgia Tech^	76-49

* Atlantic Coast Conference game

+ ACC/Big Ten Challenge

Miami Thanksgiving Tournament (Coral Gables, Fla.)

\$ Caribbean Classic (Cancun, Mexico)

% Miami Holiday Tournament (Coral Gables, Fla.)

^ ACC Tournament (Greensboro, N.C.)

2008-09

Record: 13-17 (9-9 H, 4-7 A, 0-1 N)

Atlantic Coast: 2-12 (11-10th)

Head Coach: Katie Meier

Date	W/L	Opponent	Score
N14	W	NORFOLK STATE	91-42
N16	L	GREEN BAY	63-61
N21	L	at Houston	70-64
N25	W	at FIU	66-49
N28	W	AUSTIN PEAY#	64-51
N29	W	SANTA CLARA#	60-44
D1	W	FLORIDA A&M	83-69
D5	L	INDIANA+	69-54
D13	W	BINGHAMTON	72-37
D18	W	at UCF	66-59
D21	W	GRAMBLING STATE	83-65
D29	W	BROWN%	81-41
D30	L	No. 9 AUBURN%	68-53
J2	W	CORNELL	61-47
J5	L	CLEMSON*	74-68
J9	L	at No. 5 Duke*	73-58
J12	L	No. 24 GEORGIA TECH*	68-50
J18	L	at Boston College*	62-54
J22	W	NC STATE*	72-60
J29	L	at Georgia Tech*	68-42
F1	L	WAKE FOREST*	78-69
F4	W	at SIU-Edwardsville	83-72
F8	L	No. 15 FLORIDA STATE*	75-59
F12	W	at Virginia Tech*	59-56
F16	L	BOSTON COLLEGE*	71-64
F19	L	at No. 23 Virginia*	(OT) 84-75
F22	L	at No. 11 Florida State*	59-58
F26	L	at No. 9 North Carolina*	90-76
M1	L	No. 5 MARYLAND*	89-64
M5	L	vs. Boston College^	76-59

* Atlantic Coast Conference game

Miami Thanksgiving Tournament (Coral Gables, Fla.)

+ ACC/Big Ten Challenge

% Miami Holiday Tournament (Coral Gables, Fla.)

^ ACC Tournament (Greensboro, N.C.)

ALL-TIME RESULTS

2009-10

Record: 22-14 (13-6 H, 9-7 A, 0-1 N)

Atlantic Coast: 4-10 (T-10th)

Head Coach: Katie Meier

Date	W/L	Opponent	Score
N13	W	at UC Riverside	86-63
N13	W	at CSU Bakersfield	111-93
N18	W	BETHUNE-COOKMAN	88-46
N21	W	at UAB	70-56
N24	W	HOUSTON	68-54
N27	W	LONG BEACH STATE#	83-66
N28	W	MASSACHUSETTS#	63-57
D5	L	NEBRASKA	76-71
D19	W	at Binghamton	68-52
D21	W	at Cornell	101-62
D28	W	QUINNIPIAC%	93-48
D29	L	No. 17/22 TEXAS%	76-65
D31	W	NORTH FLORIDA	80-36
J3	W	at Miami (OH)	75-61
J10	W	No. 13/11 FLORIDA STATE*	78-71
J14	L	No. 7 DUKE*	69-62
J17	L	at Wake Forest*	67-64
J21	W	at Maryland*	80-77
J24	L	VIRGINIA TECH*	73-69
J27	L	at No. 25 Georgia Tech* (OT)	80-73
J31	L	at Boston College*	72-64
F4	W	No. 9 NORTH CAROLINA*	80-69
F7	W	SIU-EDWARDSVILLE	85-60
F11	L	No. 21 VIRGINIA* (OT)	69-63
F14	L	at NC State*	66-64
F18	L	at Clemson* (OT)	73-72
F21	L	No. 19 GEORGIA TECH*	77-73
F25	L	at No. 9 Florida State*	87-62
F28	W	BOSTON COLLEGE* (OT)	76-68
M4	L	vs. Wake Forest* (OT)	61-60
M18	W	FGCU!	70-57
M21	W	FLORIDA!	77-64
M25	W	NORTH CAROLINA A&T!	84-77
M28	W	at Providence!!	73-65
M31	W	at Michigan!!!!	76-59
A3	L	at California!!!!	73-61

* Atlantic Coast Conference game

Wyndham Miami Thanksgiving Tournament (Coral Gables, Fla.)

% Wyndham Miami Holiday Tournament (Coral Gables, Fla.)

^ ACC Tournament (Greensboro, N.C.)

! WNIT (Coral Gables, Fla.)

!! WNIT (Providence, R.I.)

!!! WNIT (Ann Arbor, Mich.)

!!!! WNIT (Berkeley, Calif.)

2010-11

Record: 28-5 (20-0 H, 6-3 A, 2-2 N)

Atlantic Coast: 12-2 (Regular Season Co-Champs)

Head Coach: Katie Meier

Date	W/L	Opponent	Score
N12	W	KENNESAW STATE	93-39
N17	L	at No. 21 Nebraska	99-85
N20	W	MIAMI (OH)	96-64
N22	W	UAB	68-52
N26	W	FLORIDA ATLANTIC#	89-48
N27	W	UNCG#	78-60
N29	W	SOUTHERN	85-36

D5	W	CSU BAKERSFIELD	88-61
D7	W	No. 12 GEORGETOWN (OT)	81-72
D11	W	ALCORN STATE	94-32
D18	W	UC RIVERSIDE	81-59
D21	W	at Mississippi	82-46
D28	W	GEORGE WASHINGTON%	83-62
D30	W	MORGAN STATE%	74-47
J1	W	LIPSCOMB	91-52
J6	W	at Virginia*	82-73
J9	W	at Virginia Tech*	69-56
J14	W	CLEMSON*	77-48
J16	W	BOSTON COLLEGE*	65-53
J24	L	at No. 21 Florida State*	66-59
J27	W	NC STATE*	84-77
J30	W	No. 25 GEORGIA TECH* (OT)	84-74
F3	L	at No. 3 Duke*	82-58
F10	W	No. 11 MARYLAND*	83-75
F13	W	at No. 10 North Carolina*	78-66
F17	W	at Boston College*	90-80
F21	W	WAKE FOREST*	74-46
F24	W	No. 12 FLORIDA STATE*	84-68
F27	W	at Georgia Tech*	70-59
M4	W	vs. NC State^	93-85
M5	L	vs. North Carolina^	83-57
M20	W	Gardner-Webb!	80-62
M22	L	Oklahoma!	88-83

* Atlantic Coast Conference game

Miami Thanksgiving Tournament (Coral Gables, Fla.)

% Miami Holiday Tournament (Coral Gables, Fla.)

^ ACC Tournament (Greensboro, N.C.)

! NCAA Tournament (Charlottesville, Va.)

2011-12

Record: 26-6 (16-0 H, 8-5 A, 2-1 N)

Atlantic Coast: 14-2 (2nd)

Head Coach: Katie Meier

Date	W/L	Opponent	Score
N11	W	TEXAS-PAN AMERICAN	83-37
N15	L	at No. 3 Tennessee	92-76
N17	W	PRAIRIE VIEW A&M	107-26
N23	W	at Alaska Anchorage\$	72-55
N25	W	vs. USF\$	92-72
N27	W	LONGWOOD	92-43
D1	W	at Michigan State+	76-60
D5	W	No. 11 RUTGERS (OT)	92-81
D10	W	MISSISSIPPI	76-48
D16	W	LOUISIANA-MONROE	103-39
D21	L	at No. 17 Georgetown	71-46
D28	W	HOLY CROSS%	89-49
D29	W	VCU%	91-61
J2	L	at No. 23 North Carolina*	65-63
J5	W	NC STATE*	78-68
J9	W	at (Georgia Tech*	77-65
J12	W	No. 5 MARYLAND*	75-63
J15	W	at Florida State*	60-57
J19	W	at Virginia*	56-53
J23	W	VIRGINIA TECH*	79-48
J26	W	WAKE FOREST*	64-39
J29	W	at Boston College*	88-57
F5	W	CLEMSON*	68-47
F8	W	No. 22 NORTH CAROLINA*	61-37
F12	W	at No. 8 Maryland*	76-74
F16	W	at NC State*	73-61



ALL-TIME RESULTS

F19	W	FLORIDA STATE*	67-60
F24	L	at No. 7 Duke*	74-64
F26	W	BOSTON COLLEGE*	88-42
M2	L	vs. Wake Forest ^h	81-74
M17	W	vs. Idaho State!	70-41
M19	L	No. 24 Gonzaga!	65-54

* Atlantic Coast Conference game

\$ Great Alaska Shootout (Anchorage, Alaska)

+ ACC/Big Ten Challenge

% Miami Holiday Tournament (Coral Gables, Fla.)

^h ACC Tournament (Greensboro, N.C.)

! NCAA Tournament (Spokane, Wash.)

2012-13

Record: 21-11 (15-3 H, 5-7 A, 1-1 N)

Atlantic Coast: 11-7 (7-4th)

Head Coach: Katie Meier

Date	W/L	Opponent	Score
N9	W	NORTH FLORIDA	77-24
N12	W	at Richmond	69-63
N18	L	No. 24/20 TENNESSEE	79-67
N23	W	FLORIDAATLANTIC#	76-61
N24	W	RADFORD#	75-58
N29	W	No. 6/7 PENN STATE+	69-65
D3	W	ALCORN STATE	68-53
D8	W	DAVIDSON	67-35
D16	L	at Rutgers	42-34
D20	W	NC STATE *	79-53
D28	W	CENTRAL CONN. STATE%	64-43
D29	W	WISCONSIN%	67-44
J3	W	CLEMSON*	78-56
J6	W	VIRGINIA*	58-52
J10	L	at No. 10/10 Maryland*	84-62
J13	L	at No. 18/22 Florida State*	86-65
J17	W	GEORGIA TECH*	71-65
J20	L	at Virginia *	62-52
J24	W	at Wake Forest*	79-78
J27	L	No. 11/16 NORTH CAROLINA*	64-62
J31	L	at No. 5/4 Duke*	82-43
F3	W	VIRGINIA TECH*	68-42
F7	W	at Clemson*	62-46
F10	L	No. 19/20 FLORIDA STATE*	93-78
F17	W	BOSTON COLLEGE*	79-54
F21	W	at NC State*	59-55
F24	L	at Georgia Tech*	68-64
F28	W	No. 5/4 DUKE*	69-65
M3	W	VIRGINIA TECH*	64-46
M7	W	vs. Virginia Tech ^h	45-39
M8	L	vs. No. 23/23 Florida State ^h	70-58
M24	L	at Iowa!	69-53

* Atlantic Coast Conference game

Miami Thanksgiving Tournament (Coral Gables, Fla.)

+ ACC/Big Ten Challenge

% Miami Holiday Tournament (Coral Gables, Fla.)

^h ACC Tournament (Greensboro, N.C.)

! NCAA Tournament (Iowa City, Iowa)

2013-14

Record: 16-15 (10-9 H, 6-5 A, 0-1 N)

Atlantic Coast: 8-8 (8th)

Head Coach: Katie Meier

Date	W/L	Opponent	Score
N8	W	NORTH FLORIDA	79-39
N10	L	RICHMOND	57-50
N15	L	MIDDLE TENNESSEE	61-55
N19	W	at Oakland	86-68
N25	W	YALE	91-67
N29	W	ST. FRANCIS BROOKLYN#	78-56
N30	W	MISSOURI#	74-68
D5	L	at Minnesota+	74-67
D15	W	COPPIN STATE	63-58
D21	L	at Arizona State	75-73
D28	W	MORGAN STATE%	80-42
D29	W	NEW MEXICO%	67-50
J1	L	PENN	67-66
J4	W	at Wake Forest*	84-53
J9	L	No. 18/17 FLORIDA STATE*	68-63
J12	W	at Virginia Tech*	64-62
J16	L	at Boston College*	63-62
J19	W	No. 20/21 NC STATE*	80-71
J23	L	at No. 2/2 Notre Dame*	79-52
J26	L	at Clemson*	60-52
J30	L	No. 3/3 DUKE*	76-75
F2	W	at No. 6/6 North Carolina*	83-80
F9	L	GEORGIA TECH*	89-87
F13	L	No. 9/9 MARYLAND*	67-52
F16	W	at RV/RV Florida State*	76-73
F20	L	SYRACUSE*	69-48
F23	W	WAKE FOREST*	72-64
F27	W	at Virginia*	83-63
M2	W	PITTSBURGH*	67-54
M6	L	vs. Florida State ^h	(OT) 72-67
M29	L	STETSON!	70-63

* Atlantic Coast Conference game

Miami Thanksgiving Tournament (Coral Gables, Fla.)

+ ACC/Big Ten Challenge

% Miami Holiday Tournament (Coral Gables, Fla.)

^h ACC Tournament (Greensboro, N.C.)

! WNIT (Coral Gables, Fla.)

2014-15

Record: 20-13 (15-3 H, 2-9 A, 3-1 N)

Atlantic Coast: 8-8 (8th)

Head Coach: Katie Meier

Date	W/L	Opponent	Score
N14	W	OAKLAND	66-53
N17	L	at Middle Tennessee	53-48
N21	W	NORTH FLORIDA	81-53
N25	L	RV/RV ARIZONA STATE	65-61
N28	W	ILLINOIS STATE#	95-44
N29	W	TULSA#	69-57
D4	W	WISCONSIN+	66-54
D6	W	JACKSONVILLE	65-36
D13	W	COPPIN STATE	70-54
D18	W	vs. UCLA&	74-67
D19	L	vs. Tulane&	70-65
D28	W	FLORIDA A&M%	83-47
D29	W	LSU%	76-71
J4	W	BOSTON COLLEGE*	74-53

ALL-TIME RESULTS

J8	W	No. 4/4 NOTRE DAME*	78-63
J11	W	at Virginia Tech*	62-45
J15	W	CLEMSON*	79-42
J18	L	at No. 16/14 Duke*	68-53
J21	W	VIRGINIA*	67-58
J25	L	at No. 4/4 Louisville*	68-55
F1	L	at Pittsburgh*	81-66
F5	W	VIRGINIA TECH*	42-39
F8	L	at No. 9/8 Florida State*	80-60
F12	W	at No. 23/22 Syracuse*	85-71
F15	W	GEORGIA TECH*	64-59
F19	L	at NC State*	68-65
F22	L	No. 17/14 NORTH CAROLINA*	66-65
F26	L	at Wake Forest*	60-59
M1	L	No. 9/8 FLORIDA STATE*	69-55
M5	W	vs. Virginia [^]	62-52
M6	L	vs. No. 2/2 Notre Dame [^]	77-61
M20	W	vs. Washington!	86-80
M22	L	at No. 18/15 Iowa!	88-70

* Atlantic Coast Conference game
 # Miami Thanksgiving Tournament (Coral Gables, Fla.)
 + ACC/Big Ten Challenge
 % Miami Holiday Tournament (Coral Gables, Fla.)
 & Tulane/DoubleTree Classic (New Orleans, La.)
[^] ACC Tournament (Greensboro, N.C.)
 ! NCAA Tournament (Iowa City, Iowa)

2015-16

Record: 24-9 (13-3 H, 8-3 A, 3-3 N)

Atlantic Coast: 10-6 (1-5th)

Head Coach: Katie Meier

Date	W/L	Opponent	Score
N13	W	WRIGHT STATE	80-67
N15	W	BETHUNE-COOKMAN	55-47
N17	W	at Old Dominion	61-35
N21	W	at Loyola Chicago	77-50
N23	W	at Charlotte	77-70
N27	W	MILWAUKEE#	77-38
N29	W	LA SALLE#	86-58
D2	W	ILLINOIS+	73-64
D4	W	COPPIN STATE	78-59
D6	W	UMASS LOWELL	84-53
D19	L	vs. No. 4/4 Baylor&	88-81
D20	W	vs. Indiana&	89-75
D22	W	FIU	83-55
D30	W	NC STATE*	73-44
J3	L	at Virginia*	76-56
J7	W	PITTSBURGH*	79-55
J10	W	at Clemson*	83-49
J14	W	WAKE FOREST*	71-60
J17	W	at North Carolina*	76-61
J24	L	No. 14/13 FLORIDA STATE*	69-58
J28	W	at Virginia Tech*	57-45
F1	L	SYRACUSE*	57-51
F4	W	at Boston College*	67-62
F7	W	RV/RV DUKE*	61-53
F11	W	at Georgia Tech*	58-55
F14	L	at No. 3/3 Notre Dame*	90-69
F21	W	VIRGINIA TECH* (OT)	67-56
F25	L	No. 10/10 LOUISVILLE*	79-51
F28	L	at No. 12/12 Florida State*	70-67
M3	W	vs. Pittsburgh [^]	77-55
M4	W	vs. No. 14/10 Florida State [^]	74-56

M5	L	vs. No. 2/3 Notre Dame [^]	78-67
M19	L	vs. South Dakota State!	74-71

* Atlantic Coast Conference game
 # Miami Thanksgiving Classic (Coral Gables, Fla.)
 + ACC/Big Ten Challenge
 & Florida Sunshine Classic (Winter Park, Fla.)
[^] ACC Tournament (Greensboro, N.C.)
 ! NCAA Tournament (Stanford, Calif.)

2016-17

Record: 24-9 (14-3 H, 7-5 A, 3-1 N)

Atlantic Coast: 10-6 (7th)

Head Coach: Katie Meier

Date	W/L	Opponent	Score
N11	L	at No. 19/19 Kentucky&	82-66
N13	W	vs. Albany&	77-53
N16	W	CHARLOTTE	80-46
N20	W	at St. John's	62-50
N25	W	GRAMBLING STATE#	89-61
N27	W	TEXAS TECH#	74-56
D1	W	at No. 9/10 Ohio State+ (OT)	94-89
D4	W	OLD DOMINION	66-56
D6	W	LOYOLA CHICAGO	81-43
D16	W	at FIU	69-49
D19	W	COPPIN STATE%	75-35
D20	W	MAINE%	76-51
D29	L	No. 7/7 FLORIDA STATE*	81-66
J2	W	at Pittsburgh*	82-50
J5	W	at RV/No. 23 NC State*	67-64
J8	L	No. 7/6 NOTRE DAME*	67-55
J11	W	No. 15/16 VIRGINIA TECH*	82-75
J15	L	at No. 9/8 Louisville*	63-59
J22	L	at RV/No. 24 Syracuse*	81-48
J26	W	NORTH CAROLINA*	100-88
J29	W	BOSTON COLLEGE*	58-51
F2	W	at Wake Forest*	79-56
F6	L	at No. 5/5 Florida State*	80-71
F9	W	VIRGINIA*	63-52
F12	W	CLEMSON*	81-57
F19	L	at No. 13/14 Duke*	83-70
F23	W	at Virginia Tech*	79-69
F26	W	GEORGIA TECH*	75-70
M2	W	vs. Georgia Tech [^]	87-71
M3	W	vs. No. 8/12 Florida State [^]	56-54
M4	L	vs. No. 13/11 Duke [^]	57-52
M18	W	FGCU!	62-60
M20	L	QUINNIPIAC!	85-78

* Atlantic Coast Conference game
 & Kentucky Classic (Lexington, Ky.)
 # Miami Thanksgiving Tournament (Coral Gables, Fla.)
 + ACC/Big Ten Challenge
 % Miami Holiday Tournament (Coral Gables, Fla.)
[^] ACC Tournament (Conway, S.C.)
 ! NCAA Tournament (Coral Gables, Fla.)

2017-18

Record: 21-11 (13-5 H, 5-4 A, 3-2 N)

Atlantic Coast: 10-6 (1-6th)

Head Coach: Katie Meier

Date	W/L	Opponent	Score
N10	W	FIU	77-69
N12	W	VERMONT	73-49

HISTORY



ALL-TIME RESULTS

N18	L	at Colorado	67-61
N21	W	NEW ORLEANS	76-46
N24	W	MAINE#	80-70
N26	L	No. 15/15 MARYLAND#	79-71
N30	W	MICHIGAN STATE+	67-57
D3	L	ST. JOHN'S	74-64
D10	W	No. 20/23 KENTUCKY	65-54
D15	W	ALABAMA STATE	79-31
D18	W	vs. Sacramento State&	82-56
D20	W	vs. Southern Illinois&	75-65
D28	W	BETHUNE-COOKMAN	85-39
D31	W	No. 14/15 DUKE*	51-48
J4	L	at No. 2/2 Notre Dame*	83-76
J7	L	WAKE FOREST*	61-50
J11	L	at No. 13/12 Florida State*	105-67
J14	W	at Clemson*	72-60
J18	W	SYRACUSE*	72-67
J21	W	at Boston College*	65-43
J25	L	No. 4/4 LOUISVILLE*	84-74
J28	W	at Virginia Tech*	82-78
F4	W	at North Carolina*	92-72
F8	W	No. 23/23 NC STATE*	52-48
F11	L	No. 12/12 FLORIDA STATE*	91-71
F15	W	PITTSBURGH*	82-58
F18	W	at Virginia*	77-62
F22	L	at Georgia Tech*	70-51
F25	W	VIRGINIA TECH*	76-46
M1	W	vs. Wake Forest^	68-60
M2	L	vs. Florida State^	73-69
M17	L	vs. Quinnipiac!	86-72

*Atlantic Coast Conference game

Miami Thanksgiving Tournament (Coral Gables, Fla.)

+ ACC/Big Ten Challenge

& Puerto Rico Classic (Trujillo Alto, P.R.)

^ ACC Tournament (Greensboro, N.C.)

! NCAA Tournament (Storrs, Conn.)

2018-19

Record: 25-9 (17-3 H, 6-5 A, 2-1 N)

Atlantic Coast: 12-4 (4th)

Head Coach: Katie Meier

Date	W/L	Opponent	Score
N6	W	at FIU	94-43
N9	W	STEPHEN F. AUSTIN	81-60
N11	W	HARTFORD	75-62
N15	W	No. 19/19 MARQUETTE	63-55
N18	L	at Iowa State	75-52
N23	W	NEBRASKA#	82-68
N25	W	TEMPLE#	73-61
N29	L	at Purdue+	74-63
D2	W	COLORADO	73-58
D9	W	NEW ORLEANS	78-38
D16	W	MARYLAND EASTERN SHORE	71-53
D20	W	vs. Vanderbilt&	90-65
D21	W	vs. Alabama&	101-74
D28	W	FLORIDA A&M%	103-54
D30	L	CENTRAL MICHIGAN%	90-80
J3	W	rv/25 VIRGINIA TECH*	68-61
J6	W	at Wake Forest*	72-57
J10	L	CLEMSON*	76-67
J17	W	at Duke*	58-50
J20	W	NORTH CAROLINA*	76-68

J23	W	at No. 13/14 Syracuse*	84-71
J27	W	BOSTON COLLEGE*	76-73
J31	L	at No. 24/21 Florida State*	62-58
F3	W	VIRGINIA*	72-59
F7	W	NO. 4/4 NOTRE DAME*	72-65
F10	W	at Pittsburgh*	65-51
F17	W	at No. 2/2 Louisville*	79-73
F21	L	at Virginia Tech*	73-65
F24	W	NO. 22/20 FLORIDA STATE*	64-54
F28	W	GEORGIA TECH*	69-56
M3	L	at No. 10/10 NC State*	70-68
M8	L	vs. No. 18/16 Syracuse^	92-85
M22	W	FGCU!	69-62
M24	L	NO. 22/20 ARIZONA STATE!	57-55

*Atlantic Coast Conference game

Miami Thanksgiving Tournament (Coral Gables, Fla.)

+ ACC/Big Ten Challenge

& Florida Sunshine Classic (Orlando, Fla.)

% Miami Holiday Classic

^ ACC Tournament (Greensboro, N.C.)

! NCAA Tournament (Storrs, Conn.)

2019-20

Record: 15-15 (12-6 H, 2-8 A, 1-1 N)

Atlantic Coast: 7-11 (11th)

Head Coach: Katie Meier

Date	W/L	Opponent	Score
N10	W	JACKSON STATE	83-68
N13	W	NORTH FLORIDA	78-55
N17	W	IUPUI	74-65
N22	W	vs. NC A&T&	68-67
N23	L	at No. 19/20 DePaul&	89-83
N29	L	No. 7/5 OREGON STATE#	75-53
N30	W	MIAMI (OH)#	80-62
D4	L	No. 14/16 INDIANA+	58-45
D17	W	BINGHAMTON	79-56
D20	W	UNC ASHEVILLE%	75-46
D21	W	WASHINGTON STATE%	74-86
D29	W	WAKE FOREST*	59-56
J2	L	at Georgia Tech*	61-54
J5	L	No. 8/8 FLORIDA STATE*	73-62
J9	L	No. 7/7 LOUISVILLE*	87-41
J12	W	SYRACUSE*	77-62
J16	L	at North Carolina*	78-58
J19	L	at Notre Dame*	76-53
J23	W	CLEMSON*	68-64
J26	L	at No. 14/14 Florida State*	69-61
J30	W	GEORGIA TECH*	(OT) 54-49
F2	L	at Virginia Tech*	69-45
F9	L	DUKE	74-55
F13	L	at Virginia*	69-64
F16	W	at Clemson*	63-48
F20	L	No. 10/10 NC State*	50-48
F23	L	at Boston College*	75-64
F27	W	at Wake Forest*	79-63
M1	W	PITTSBURGH*	73-54
M4	L	vs. Clemson^	71-56

*Atlantic Coast Conference game

& Maggie Dixon Classic (Chicago, Ill.)

Miami Thanksgiving Tournament (Coral Gables, Fla.)

+ ACC/Big Ten Challenge

% Miami Holiday Classic

^ ACC Tournament (Greensboro, N.C.)

Due to the COVID-19 outbreak, the 2020 NCAA Tournament and the 2020 WNIT were cancelled.

SERIES RECORDS

A

Alabama	1-2
UAB	2-2
Alabama State	1-0
Alaska Anchorage	2-0
Albany	1-0
Alcorn State	2-0
Appalachian State	1-0
Arizona	1-1
Arizona State	0-4
Arkansas	0-1
Army West Point	1-0
Auburn	0-8
Augustana	1-0
Austin Peay	2-0

B

Barry	3-1
Baylor	1-1
Bethune-Cookman	9-1
Binghamton	4-0
Boston College	28-18
Boston University	1-0
Bradley	2-0
BYU	1-1
Broward Central	11-9
Brown	2-0
Bucknell	1-0
Butler	1-1

C

California	0-1
UC Riverside	2-0
Cal State Bakersfield	2-0
Carson-Newman	1-0
Central Arkansas	1-0
Central Connecticut State	1-0
UCF	11-3
Central Michigan	0-1
Charleston Southern	1-0
Charlotte	2-1
Clemson	13-8
Cleveland State	3-0
Colorado	1-1
Connecticut	5-18
Coppin State	4-0
Cornell	2-0

D

Dartmouth	2-0
Davidson	1-0
Dayton	3-0
Delaware State	1-0
Delta State	0-1
DePaul	0-1
Detroit	1-1
District of Columbia	1-0
Drake	0-1
Duke	4-15

E

East Carolina	1-1
East Tennessee State	0-1

Eastern Kentucky	2-1
Eastern Michigan	1-0
Edinboro State	0-1
Evansville	1-0

F

Fairfield	3-3
Farleigh Dickinson	1-0
Flagler	2-2
Florida	14-28
Florida A&M	13-9
Florida Atlantic	17-0
FGCU	3-0
FIU	37-22
Florida Memorial	6-0
Florida Southern	0-1
Florida State	15-47
Florida Tech	2-3
Fordham	2-0
Furman	1-0

G

Gardner-Webb	2-0
Georgetown	16-9
George Mason	0-2
George Washington	1-0
Georgia	0-2
Georgia Southern	2-0
Georgia State	5-3
Georgia Tech	17-15
Gonzaga	1-1
Grambling State	3-2
Green Bay	1-1

H

Hampton	1-0
Hartford	2-1
Harvard	1-0
Holy Cross	2-0
Homestead AFB	2-0
Houston	2-7
Howard	2-0

I

Idaho	0-1
Idaho State	1-0
Illinois	1-2
Illinois-Chicago	1-0
Illinois State	2-0
Indiana	2-2
IUPUI	2-0
Iona	1-0
Iowa	0-4
Iowa State	0-1

J

Jackson State	2-1
Jacksonville	1-1
James Madison	1-0

HISTORY



SERIES RECORDS

K

Kansas	0-2
Kennesaw State	1-0
Kentucky	2-6

L

La Salle	1-0
Lamar	2-1
Lawrence	1-0
Lehigh	1-0
Lipscomb	1-0
Long Beach State	1-0
LIU Brooklyn	1-0
Longwood	1-0
LSU	1-3
Louisiana	1-0
Louisiana-Monroe	1-0
Louisiana Tech	0-2
Louisville	2-5
Loyola Chicago	2-0
Loyola Marymount	1-0

M

Maine	3-2
Manhattan	1-0
Manhattanville	1-0
Marquette	1-0
Maryland	5-11
Maryland-Eastern Shore	3-0
UMass Lowell	1-0
Marymack (MO)	0-1
Massachusetts	2-0
Memphis	1-1
Mercer	5-2
Miami-Dade Downtown	6-0
Miami-Dade New World	11-0
Miami-Dade North	12-8
Miami-Dade South	7-8
Miami (OH)	3-0
Michigan	2-2
Michigan State	3-2
Middle Tennessee	1-2
Millikin	1-0
Milwaukee	3-0
Minnesota	1-3
Mississippi	4-3
Mississippi State	0-1
Missouri	2-0
Missouri State	1-0
UMKC	1-1
Monmouth	1-0
Montana	1-1
Morehead State	1-0
Morgan State	2-0
Morris Brown	1-0
Murray State	2-0

N

Nebraska	1-3
New Hampshire	1-0
New Mexico	1-1
New Orleans	3-0
Niagara	1-0

Nicholls State	1-0
Norfolk State	1-0
North Carolina	10-14
North Carolina A&T	3-0
UNC Asheville	1-0
UNC Greensboro	1-0
NC State	11-12
North Florida	5-0
North Dakota State	1-0
Northern Illinois	1-1
Northwestern	1-1
Northwestern State	1-0
Notre Dame	5-20

O

Oakland	3-0
Ohio State	1-2
Oklahoma	2-2
Oklahoma State	1-1
Old Dominion	2-3
Oral Roberts	1-1
Oregon	0-1
Oregon State	0-1

P

Penn	0-1
Penn State	1-0
Pepperdine	1-0
Pittsburgh	23-9
Prairie View A&M	1-0
Portland State	1-0
Providence	18-6
Purdue	2-4

Q

Quinnipiac	2-2
------------	-----

R

Radford	2-0
Rhode Island	0-2
Rice	1-1
Richmond	2-1
Robert Morris	1-0
Rutgers	8-13

S

Sacramento State	1-0
St. Bonaventure	1-0
St. Francis Brooklyn	1-0
St. John's	19-7
St. Joseph's	1-1
St. Mary's	0-1
St. Peter's	1-0
Samford	1-0
San Diego State	1-0
San Francisco	1-0
Santa Clara	2-0
Siena	1-0
Seton Hall	13-9
South Alabama	0-1
South Carolina	0-2
South Carolina State	0-1
South Dakota State	0-1



SERIES RECORDS

USF	29-11
Southern	1-0
Southern Illinois	2-0
SIU-Edwardsville	2-0
SMU	0-1
Southern Miss	1-1
Stephen F. Austin	1-1
Stetson	19-4
Syracuse	21-10

T

Tampa	5-1
Temple	4-1
Tennessee	0-2
UT Martin	0-1
Texas	1-2
Texas A&M	2-0
TCU	1-0
UT Rio Grande Valley	1-0
Texas State	1-0
Texas Southern	3-0
Texas Tech	1-2
Toledo	3-1
Tulane	1-3
Tulsa	1-0

U

UCLA	1-0
Upper Iowa	1-0

V

Valparaiso	1-0
Vanderbilt	2-1
Vermont	1-0
Villanova	9-13
Virginia	10-10
VCU	1-0
Virginia Tech	21-8

W

Wake Forest	14-9
Washington	1-1
Washington State	1-0
Weber State	1-0
West Virginia	12-3
Western Illinois	1-0
Western Kentucky	2-4
Western Michigan	2-0
William & Mary	1-0
Wisconsin	2-0
Wright State	1-0

Y

Yale	2-0
------	-----

HISTORY



SERIES RESULTS

ALABAMA (1-2)

(H: 1-1; N: 0-1)

12/21/18	W	101-74	(n)
12/29/96	L	73-43	(h)
1/4/80	L	73-61	(h)

UAB (2-2)

(H: 1-1; A: 1-1; N: 0-0)

11/22/10	W	68-52	(h)
11/21/09	W	70-54	(a)
11/21/80	L	79-63	(a)
1/23/80	L	83-71	(h)

ALABAMA STATE (1-0)

(H: 1-0)

12/15/17	W	79-31	(h)
----------	---	-------	-----

ALASKA ANCHORAGE (2-0)

(A: 2-0)

11/23/11	W	72-55	(a)
3/1/87	W	71-62	(a)

ALBANY (1-0)

(N: 1-0)

11/13/16	W	77-53	(n)
----------	---	-------	-----

ALCON STATE (2-0)

(H: 2-0)

12/3/12	W	68-53	(h)
12/11/10	W	94-32	(h)

APPALACHIAN STATE (1-0)

(H: 1-0)

12/29/92	W	80-63	(h)
----------	---	-------	-----

ARIZONA (1-1)

(H: 1-0; A: 0-1)

12/2/89	W	85-65	(h)
1/27/88	L	78-71	(a)

ARIZONA STATE (0-4)

(H: 0-1; A: 0-2; N: 0-1)

3/24/19!	L	57-55	(n)
11/25/14	L	65-61	(h)
12/21/13	L	75-73	(a)
1/28/88	L	78-74	(a)

! NCAA Tournament

ARKANSAS (0-1)

(A: 0-1)

11/23/84	L	79-58	(a)
----------	---	-------	-----

ARMY WEST POINT (1-0)

(H: 1-0)

1/7/80	W	73-62	(h)
--------	---	-------	-----

AUBURN (0-8)

(H: 0-5; A: 0-3)

12/30/08	L	68-53	(h)
12/29/06	L	79-61	(h)
12/29/94	L	73-43	(h)
2/4/89	L	73-44	(a)

12/29/87	L	96-48	(h)
1/3/87	L	98-55	(a)
1/27/86	L	92-46	(a)
1/5/81	L	78-72	(h)

AUGUSTANA (1-0)

(H: 1-0)

12/29/84	W	77-50	(h)
----------	---	-------	-----

AUSTIN PEAY (2-0)

(H: 2-0)

11/28/08	W	64-51	(h)
1/4/82	W	74-52	(h)

BARRY (3-1)

(H: 2-0; A: 1-1)

2/6/89	W	85-36	(h)
2/19/74	W	41-33	(h)
2/1/74	W	44-41	(a)
2/15/73	L	51-45	(a)

BAYLOR (1-1)

(N: 1-1)

12/19/15	L	88-81	(n)
11/30/85	W	64-55	(n)

BETHUNE-COOKMAN (9-1)

(H: 7-0; A: 2-1)

12/28/17	W	85-39	(h)
11/15/15	W	55-47	(h)
11/18/09	W	88-46	(h)
2/5/90	W	76-43	(h)
1/25/90	W	76-26	(a)
2/22/89	W	72-55	(h)
12/6/88	W	77-65	(a)
2/20/88	L	80-72	(a)
12/1/87	W	90-55	(h)
1/20/81	W	2-0—forfeit	(h)

BINGHAMTON (4-0)

(H: 3-0; A: 1-0)

12/17/19	W	79-56	(h)
12/19/09	W	68-52	(a)
12/13/08	W	72-37	(h)
11/30/85	W	64-55	(n)

BOSTON COLLEGE (28-18)

(H: 16-5; A: 11-10; N: 1-3)

2/23/20	L	75-64	(a)
1/27/19	W	76-73	(h)
1/21/18	W	65-43	(a)
1/29/17	W	58-51	(h)
2/4/16	W	67-62	(a)
1/4/15	W	74-53	(h)
1/16/14	L	63-62	(a)
2/17/13	W	79-54	(h)
2/26/12	W	88-42	(h)
2/5/12	W	88-57	(a)
2/17/11	W	90-80	(a)
1/16/11	W	65-53	(h)
2/28/10	W	76-68	(h)
1/31/10	L	72-64	(a)
3/5/09*	L	76-59	(n)



SERIES RESULTS

2/16/09	L	71-64	(h)
1/18/09	L	62-54	(a)
3/2/08	L	63-52	(h)
2/3/08	L	70-42	(a)
2/11/07	L	78-65	(a)
1/18/07	W	83-68	(h)
2/12/06	L	79-69	(a)
1/19/06	W	82-68	(h)
3/7/04#	L	65-53	(n)
1/10/04	W	70-66	(a)
3/1/03	L	84-77	(a)
1/15/03	L	79-61	(h)
2/26/02	W	60-57	(h)
3/3/01#	L	62-49	(n)
1/10/01	W	65-59	(a)
2/2/00	L	66-55	(h)
1/16/99	W	66-53	(a)
12/5/98	W	65-57	(h)
1/10/98	W	85-79	(h)
3/2/97#	W	63-48	(n)
2/19/97	L	67-55	(a)
1/2/97	L	66-48	(h)
1/22/96	W	60-59	(a)
1/22/95	W	73-67	(a)
1/2/95	W	80-45	(h)
2/26/94	W	75-72	(h)
1/25/94	L	80-71	(a)
2/16/93	W	84-55	(h)
1/31/93	W	80-67	(a)
2/1/92	W	79-60	(h)
1/3/92	W	78-59	(a)

*ACC Tournament
#BIG EAST Tournament

BOSTON UNIVERSITY (1-0)

(A: 1-0)

1/11/90	W	87-69	(a)
---------	---	-------	-----

BRADLEY (2-0)

(H: 1-0; N: 1-0)

11/25/05	W	73-61	(h)
11/29/03	W	70-52	(n)

BYU (1-1)

(N: 1-1)

12/20/86	L	82-80	(n)
12/13/85	W	78-74	(n)

BROWARD CENTRAL (11-9)

(H: 6-1; A: 5-4; N: 0-4)

2/13/81	W	69-50	(a)
11/17/80	W	87-49	(h)
2/12/80	W	104-35	(h)
11/28/79	W	101-38	(a)
1978-79	L	81-58	(n)
1978-79	L	93-82	(h)
1978-79	L	77-61	(a)
2/21/78	L	70-62	(n)
1/2/78	L	59-47	(a)
2/18/77	L	72-65	(n)
2/16/77	W	75-64	(h)
2/4/77	L	69-59	(a)
2/21/76	L	91-65	(n)

2/2/76	L	69-65	(a)
1974-75	W	61-26	(h)
1974-75	W	49-19	(a)
1/30/74	W	43-27	(a)
2/21/74	W	44-28	(h)
1/12/73	W	36-26	(a)
2/13/73	W	41-25	(h)

BROWN (2-0)

(H: 2-0)

12/29/08	W	81-41	(h)
12/29/99	W	79-62	(h)

BUCKNELL (1-0)

(H: 1-0)

12/28/92	W	74-54	(h)
----------	---	-------	-----

BUTLER (1-1)

(H: 1-1)

11/24/07	L	62-59	(h)
12/27/96	W	70-55	(h)

CALIFORNIA (0-1)

(A: 0-1)

4/3/10^	L	73-61	(a)
---------	---	-------	-----

^ W/NIT

UC RIVERSIDE (2-0)

(H: 1-0; A: 1-0)

12/18/10	W	81-59	(h)
11/13/09	W	88-73	(a)

CAL STATE BAKERSFIELD (2-0)

(H: 1-0; A: 1-0)

12/5/10	W	86-61	(h)
11/15/09	W	111-93	(a)

CARSON-NEWMAN (1-0)

(N: 1-0)

12/17/81	W	86-63	(n)
----------	---	-------	-----

CENTRAL ARKANSAS (1-0)

(H: 1-0)

12/30/07	W	90-57	(h)
----------	---	-------	-----

CENTRAL CONNECTICUT STATE (1-0)

(H: 1-0)

12/28/12	W	64-43	(h)
----------	---	-------	-----

CENTRAL MICHIGAN (0-1)

(H: 1-0)

12/20/18	L	90-80	(h)
----------	---	-------	-----

UCF (11-3)

(H: 7-0; A: 3-2; N: 1-1)

12/18/08	W	66-59	(a)
12/2/07	W	64-56	(h)
12/20/05	W	82-72	(a)
12/13/04	W	60-50	(h)
2/10/90	W	96-74	(h)
2/11/89	W	94-69	(h)
2/25/88	W	103-87	(b)

HISTORY



SERIES RESULTS

1/20/88	W	93-82	(a)
12/04/85	W	62-61	(h)
1/24/83	L	70-60	(a)
12/15/81	W	66-63	(n)
2/06/81	W	86-75	(h)
2/19/80	L	57-56	(a)
1978-79	L	69-51	(n)

CHARLESTON SOUTHERN (1-0)

(H: 1-0)

12/2/07	W	64-56	(h)
---------	---	-------	-----

CHARLOTTE (2-1)

(H: 1-0; A: 1-0; N: 0-1)

11/16/16	W	80-46	(h)
11/23/15	W	77-70	(a)
3/24/90^	L	82-80	(n)

^ WNIT

CLEMSON (13-8)

(H: 6-3; A: 7-2; N: 0-3)

3/4/20*	L	71-56	(n)
2/16/20	W	63-48	(a)
1/23/20	W	68-64	(h)
1/10/19	L	76-67	(h)
1/14/18	W	72-60	(a)
2/12/17	W	81-57	(h)
1/10/16	W	83-49	(a)
1/15/15	W	79-42	(h)
1/26/14	L	60-52	(a)
2/7/13	W	62-46	(a)
1/3/13	W	78-56	(h)
2/5/12	W	68-47	(h)
1/14/11	W	77-48	(h)
2/18/10	L	73-72	(a)
1/5/09	L	74-68	(h)
1/10/08	W	66-61	(a)
1/28/07	L	79-69	(h)
1/12/06	W	74-52	(a)
1/31/05	W	83-69	(a)
3/14/98!	L	60-49	(n)
12/19/81	L	74-59	(n)

* ACC Tournament
! NCAA Tournament

CLEVELAND STATE (3-0)

(H: 3-0)

2/28/91	W	91-59	(h)
12/27/89	W	81-53	(h)
12/27/84	W	95-48	(h)

COLORADO (1-1)

(H: 1-0; A: 0-1)

12/2/18	W	73-58	(h)
11/18/17	L	67-61	(a)

CONNECTICUT (5-18)

(H: 2-8; A: 3-10)

2/8/04	L	83-65	(a)
2/19/03	L	81-60	(h)
1/12/02	L	96-50	(a)
1/23/01	L	81-45	(a)
12/5/00	L	77-53	(h)

1/29/00	L	84-36	(h)
2/8/00	L	93-46	(a)
2/6/99	L	88-66	(h)
1/20/99	L	89-55	(a)
2/13/98	L	80-60	(a)
3/3/97#	L	98-71	(a)
2/16/97	L	86-59	(a)
1/9/97	L	69-51	(h)
1/10/96	L	79-52	(h)
2/9/95	L	85-48	(a)
1/24/95	L	92-51	(h)
2/13/94	L	60-48	(h)
1/23/94	L	87-46	(a)
2/14/93	W	69-51	(h)
1/15/93	W	69-66	(a)
3/9/92#	W	56-47	(a)
2/21/92	W	75-59	(a)
1/17/92	W	70-66	(h)

BIG EAST Tournament

COPPIN STATE (4-0)

(H: 4-0)

12/19/16	W	75-35	(h)
12/4/15	W	78-59	(h)
12/13/14	W	70-54	(h)
12/15/13	W	63-58	(h)

CORNELL (2-0)

(H: 1-0; A: 1-0)

12/21/09	W	101-62	(a)
1/2/09	W	61-47	(h)

DARTMOUTH (2-0)

(H: 2-0)

12/16/03	W	74-53	(h)
12/20/84	W	62-52	(h)

DAVIDSON (1-0)

(H: 1-0)

12/8/12	W	67-35	(h)
---------	---	-------	-----

DAYTON (3-0)

(H: 2-0; N: 1-0)

12/3/94	W	67-53	(n)
1/4/86	W	76-62	(h)
2/15/81	W	62-58	(h)

DELAWARE STATE (1-0)

(H: 1-0)

12/27/97	W	105-62	(h)
----------	---	--------	-----

DELTA STATE (0-1)

(N: 0-1)

3/7/82+	L	81-66	(n)
---------	---	-------	-----

+ AIAW Tournament

DEPAUL (0-1)

(A: 0-1)

11/23/19	L	89-83	(a)
----------	---	-------	-----



SERIES RESULTS

DETROIT (1-1)

(H: 0-1; A: 1-0)

12/28/95	L	78-77	(h)
1/8/89	W	74-61	(a)

DISTRICT OF COLUMBIA (1-0)

(N: 1-0)

1/3/90	W	79-47	(n)
--------	---	-------	-----

DRAKE (0-1)

(H: 0-1)

1/2/81	L	101-63	(h)
--------	---	--------	-----

DUKE (4-15)

(H: 3-5; A: 1-9; N: 0-1)

2/9/20	L	74-55	(a)
1/17/19	W	58-50	(a)
12/31/17	W	51-48	(h)
3/4/17*	L	57-52	(n)
2/19/17	L	83-70	(a)
2/7/16	W	61-53	(h)
1/18/15	L	68-53	(a)
1/30/14	L	76-75	(h)
2/28/13	W	69-65	(h)
1/31/13	L	82-43	(a)
2/24/12	L	74-64	(a)
2/3/11	L	82-58	(a)
1/14/10	L	69-62	(h)
1/9/09	L	73-58	(a)
1/5/08	L	84-72	(h)
1/3/07	L	72-42	(a)
2/19/06	L	99-93	(h)
2/24/05	L	95-61	(a)
2/3/05	L	72-63	(h)

*ACC Tournament

EAST CAROLINA (1-1)

(H: 1-0; A: 0-1)

12/19/85	L	58-43	(a)
1/2/82	W	60-56	(h)

EAST TENNESSEE STATE (0-1)

(H: 0-1)

1/5/82	L	70-44	(h)
--------	---	-------	-----

EASTERN KENTUCKY (2-1)

(H: 1-0; N: 1-1)

11/23/03	W	90-81	(n)
11/24/99	W	83-66	(h)
11/24/94	L	81-74	(n)

EASTERN MICHIGAN (1-0)

(H: 1-0)

12/21/02	W	85-66	(h)
----------	---	-------	-----

EDINBORO STATE (0-1)

(H: 0-1)

1/2/80	L	70-62	(h)
--------	---	-------	-----

EVANSVILLE (1-0)

(H: 1-0)

2/26/85	W	61-60	(h)
---------	---	-------	-----

FAIRFIELD (3-3)

(H: 3-3)

11/28/04	W	84-70	(h)
12/22/00	L	67-55	(h)
11/16/97	W	87-66	(h)
11/27/94	W	81-71	(h)
1/3/86	L	71-68	(h)
12/28/82	L	76-71	(h)

FAIRLEIGH DICKINSON (1-0)

(H: 1-0)

12/2/05	W	100-62	(h)
---------	---	--------	-----

FLAGLER (2-2)

(A: 1-1; N: 1-1)

2/16/80	W	64-62	(n)
1/27/80	W	74-73	(a)
1974-75	L	62-49	(a)
2/26/74	L	74-38	(n)

FLORIDA (14-28)

(H: 11-6; A: 2-15; N: 1-7)

3/21/10*	W	77-64	(h)
12/12/03	W	80-75	(h)
12/2/02	L	76-67	(a)
12/1/99	L	85-77	(h)
11/24/98	L	85-69	(a)
11/21/97	L	70-51	(a)
11/22/96	L	65-58	(n)
12/2/95	L	71-70	(h)
12/2/94	L	84-63	(n)
1/27/94	L	59-50	(a)
12/1/91	W	95-75	(h)
1/16/90	W	85-73	(a)
11/29/89	W	76-61	(h)
1/24/89	W	75-67	(h)
1/16/89	L	75-61	(a)
12/19/87	W	84-75	(h)
12/12/87	W	69-68	(a)
2/22/87	W	78-66	(h)
12/13/86	L	81-73	(a)
2/24/86	W	70-45	(h)
1/15/86	L	79-58	(a)
2/18/85	W	68-53	(h)
1/14/85	L	85-68	(a)
2/06/85	L	55-53	(h)
12/11/83	L	78-58	(a)
2/14/83	L	78-64	(a)
1/20/82	L	80-73	(a)
12/05/81	W	87-85	(h)
2/28/81	W	65-59	(n)
2/7/81	W	75-64	(h)
1/10/81	L	84-55	(a)
2/20/80	L	81-66	(n)
2/18/80	L	77-66	(a)
1/12/80	L	80-71	(h)
2/23/78	L	76-55	(n)
1/28/78	L	84-47	(a)
2/25/77	L	73-41	(h)
2/8/77	L	75-28	(h)
2/20/76	L	83-41	(n)
2/9/76	L	103-53	(a)

HISTORY



SERIES RESULTS

1974-75	L	58-45	(n)
1974-75	L	67-32	(n)
^ WNIT			

FLORIDA A&M (13-9)

(H: 9-2; A: 2-6; N: 2-1)

12/28/18	W	103-54	(h)
12/29/14	W	83-47	(h)
12/1/09	W	83-69	(h)
3/9/91@	W	73-44	(n)
2/2/91	W	78-71	(h)
1/17/91	L	73-65	(a)
1/22/90	W	90-56	(h)
12/6/89	W	77-70	(a)
1/21/89	W	73-66	(a)
12/19/88	W	103-64	(h)
2/4/88	L	89-88	(a)
1/11/88	W	104-86	(h)
2/18/83	L	80-78	(h)
1/22/83	L	65-58	(a)
2/15/82	L	69-64	(a)
2/1/82	W	66-62	(h)
2/20/81	W	79-47	(h)
12/7/80	L	72-50	(a)
1978-79	L	90-58	(h)
1978-79	L	67-37	(a)
1974-75	W	59-38	(n)
2/27/73	L	55-47	(n)
@ NWSAC Tournament			

FLORIDA ATLANTIC (17-0)

(H: 13-0; 4-0)

11/23/12	W	76-61	(h)
11/26/10	W	89-48	(h)
11/9/07	W	64-45	(h)
12/16/02	W	86-61	(h)
12/15/01	W	92-77	(a)
11/20/00	W	87-50	(h)
12/11/99	W	89-73	(a)
12/16/98	W	91-57	(h)
11/25/97	W	105-84	(a)
11/26/96	W	74-53	(h)
12/30/95	W	93-54	(h)
11/29/94	W	90-81	(a)
12/28/93	W	90-69	(h)
12/6/92	W	94-37	(h)
2/18/89	W	72-55	(h)
2/15/88	W	87-66	(h)
3/9/87	W	59-43	(h)

FGCU (3-0)

(H: 3-0)

3/22/19!	W	69-62	(h)
3/18/17!	W	62-60	(h)
3/18/10^	W	70-57	(h)

! NCAA Tournament

^ WNIT

FIU (37-22)

(H: 24-10; A: 11-10; N: 2-2)

11/6/18	W	94-43	(a)
11/10/17	W	77-69	(h)
12/16/16	W	69-49	(a)

12/22/15	W	83-55	(h)
11/25/08	L	66-49	(a)
12/4/07	W	60-58	(h)
12/5/06	L	83-78	(a)
3/18/06^	W	95-83	(h)
12/6/05	W	75-63	(h)
12/4/04	L	67-62	(a)
12/2/03	W	78-58	(h)
12/14/02	L	81-70	(a)
2/16/02	L	71-65	(h)
12/9/00	L	78-48	(a)
12/4/99	W	76-61	(h)
11/18/98	W	67-65	(a)
12/14/97	L	81-60	(h)
12/14/96	W	55-49	(a)
12/16/95	W	71-49	(h)
12/6/94	L	77-62	(a)
12/30/93	L	75-56	(h)
12/13/92	W	80-53	(a)
12/29/91	W	78-53	(h)
3/8/91@	W	75-55	(n)
3/2/91	W	79-54	(h)
2/5/91	W	74-64	(a)
2/23/90	W	94-76	(a)
2/1/90	W	71-64	(h)
2/24/89	W	100-85	(a)
1/31/89	W	83-76	(h)
2/23/88	L	79-70	(a)
2/13/88	L	79-69	(h)
2/18/87	L	78-71	(h)
3/4/86	L	81-52	(h)
3/4/85	W	81-73	(h)
2/7/85	L	73-72	(a)
3/3/84	L	83-81	(a)
1/24/84	W	82-64	(h)
3/2/83	L	63-53	(h)
12/4/82	L	89-73	(a)
1/26/82	W	69-66	(h)
1/11/82	W	78-59	(a)
2/21/81	W	84-56	(h)
1/27/81	W	109-56	(h)
2/15/80	W	83-35	(h)
1/15/81	W	98-41	(h)
2/6/79	W	86-58	(h)
2/12/79	W	74-44	(h)
2/18/78	W	50-43	(n)
2/8/78	W	54-50	(a)
1/23/78	W	71-42	(h)
2/26/77	L	66-58	(h)
2/24/77	W	64-51	(h)
2/19/77	L	52-48	(n)
2/14/77	W	73-65	(h)
2/1/77	L	57-49	(a)
2/26/76	L	59-57	(n)
2/17/76	L	57-50	(h)
1/29/76	W	56-38	(h)
^ WNIT			
@ NWSAC Tournament			

FLORIDA MEMORIAL (6-0)

(H: 3-0; A: 3-0)

2/14/84	W	75-43	(a)
11/18/83	W	76-56	(h)
1/17/83	W	89-71	(a)



SERIES RESULTS

11/19/82	W	88-40	(h)
11/28/82	W	100-54	(h)
11/27/81	W	75-47	(a)

FLORIDA SOUTHERN (0-1)

(A: 0-1)

1/18/80	L	71-69	(a)
---------	---	-------	-----

FLORIDA STATE (15-47)

(H: 7-18; A: 4-21; N: 4-8)

1/26/20	L	79-61	(a)
1/5/20	L	73-62	(h)
2/24/19	W	64-54	(h)
1/31/19	L	62-58	(a)
3/2/18*	L	73-69	(n)
2/11/18	L	91-71	(h)
1/11/18	L	105-67	(a)
3/3/17*	W	56-54	(n)
2/6/17	L	80-71	(a)
12/29/16	L	81-66	(h)
3/4/16*	W	74-56	(n)
2/28/16	L	70-67	(a)
1/24/16	L	69-58	(h)
3/1/15	L	69-55	(h)
2/8/15	L	80-60	(a)
3/6/14*	L	72-67 (OT)	(n)
2/16/14	W	76-73	(a)
1/09/14	L	68-63	(h)
3/8/13*	L	70-58	(n)
2/10/13	L	93-78	(h)
1/13/13	L	86-65	(a)
2/19/12	W	67-60	(h)
1/15/12	W	60-57	(a)
2/24/11	W	84-68	(h)
1/24/11	L	66-59	(a)
2/25/10	L	87-62	(a)
1/10/10	W	78-70	(h)
2/22/09	L	59-58	(a)
2/8/09	L	75-59	(h)
2/28/08	L	50-49	(a)
1/24/08	L	75-70	(h)
2/1/07	L	75-68	(h)
1/7/07	L	71-62	(a)
2/17/06	L	68-61	(a)
2/9/06	L	79-54	(h)
1/27/05	W	62-57	(h)
1/9/05	L	65-56	(a)
12/19/92	L	64-61	(h)
1/23/91	L	71-69	(a)
12/19/91	L	76-62	(h)
2/17/90	L	95-66	(a)
12/11/88	W	88-79	(h)
11/26/88	W	96-85	(n)
1/29/87	W	80-73	(a)
12/15/86	L	75-74	(h)
2/25/85	W	74-67	(a)
12/15/84	W	79-65	(h)
1/13/84	L	76-64	(a)
3/5/82	L	84-80	(n)
2/13/82	L	66-52	(a)
12/12/81	L	77-74	(h)
2/27/81	W	79-70	(n)
1/13/81	L	62-55	(h)

12/6/80	L	87-73	(a)
2/22/80	L	72-61	(n)
1/22/80	L	93-74	(a)
12/14/79	L	82-64	(h)
1978-79	L	73-57	(n)
1978-79	L	74-64	(h)
1978-79	L	79-53	(a)
2/24/78	L	66-56	(n)
1974-75	L	59-45	(n)

* ACC Tournament

FLORIDA TECH (2-3)

(H: 0-1; N: 2-2)

2/7/76	W	60-55	(n)
1/17/76	L	60-57	(h)
1974-75	W	53-32	(n)
2/27/74	L	36-41	(n)
2/26/73	L	38-31	(n)

FORDHAM (2-0)

(H: 2-0)

11/23/07	W	57-40	(h)
1/8/85	W	92-73	(h)

FURMAN (1-0)

(H: 1-0)

11/21/99	W	88-46	(h)
----------	---	-------	-----

GARDNER-WEBB (2-0)

(H: 1-0; N: 1-0)

3/20/11	W	80-62	(n)
11/19/04	W	65-47	(h)

! NCAA Tournament

GEORGETOWN (16-9)

(H: 9-4; A: 6-5; N: 1-0)

12/21/11	L	71-46	(a)
12/7/10	W	81-72	(h)
1/4/04	W	57-55	(h)
3/4/03	W	73-71	(h)
1/4/03	W	60-57	(a)
3/2/02	W	69-52	(n)
2/13/02	W	64-56	(a)
2/3/01	W	52-46	(h)
1/19/00	L	63-61	(h)
2/19/00	L	66-61	(a)
2/13/99	W	81-62	(a)
1/26/99	L	69-51	(h)
3/1/98#	W	81-66	(h)
1/31/98	W	81-74	(a)
2/25/97	W	62-58	(h)
1/15/97	L	62-55	(a)
2/14/96	L	71-69	(h)
2/15/95	L	65-63	(h)
1/11/95	W	72-66	(a)
2/17/94	L	81-60	(a)
2/11/93	W	67-59	(h)
2/9/93	L	90-88	(a)
1/9/93	W	62-55	(h)
2/8/92	W	83-76	(a)
1/8/92	W	89-51	(h)

BIG EAST Tournament

HISTORY



SERIES RESULTS

GEORGE MASON (0-2)

(H: 0-1; A: 0-1)

11/30/05	L	68-61	(h)
11/30/04	L	60-35	(a)

GEORGE WASHINGTON (1-0)

(H: 1-0)

12/28/10	W	83-62	(h)
----------	---	-------	-----

GEORGIA (0-2)

(A: 0-1; N: 0-1)

1/15/06	L	74-59	(n)
2/20/82	L	91-51	(a)

GEORGIA SOUTHERN (2-0)

(H: 1-0; A: 1-0)

1/31/91	W	89-66	(h)
1/19/91	W	86-79	(a)

GEORGIA STATE (5-3)

(H: 2-1; A: 2-0; N: 1-2)

11/10/06	W	68-60	(h)
1/24/91	W	68-49	(h)
12/4/90	W	85-60	(a)
2/24/84	L	88-79	(n)
1/7/83	W	71-66	(n)
12/19/82	L	83-69	(n)
2/22/82	W	72-66	(a)
12/29/81	L	63-60	(h)

GEORGIA TECH (17-15)

(H: 10-5; A: 5-7; N: 2-3)

1/30/20	W	54-49 (OT)	(h)
1/2/20	L	61-54	(a)
2/28/19	W	69-56	(h)
2/22/18	L	70-51	(a)
3/2/17*	W	87-71	(n)
2/26/17	W	75-70	(h)
2/11/16	W	58-55	(a)
2/15/15	W	64-59	(h)
2/9/14	L	89-87	(h)
2/24/13	L	68-64	(a)
1/17/13	W	71-65	(h)
1/9/12	W	77-65	(a)
2/27/11	W	70-59	(a)
1/30/11	W	84-74	(h)
2/21/10	L	77-73	(h)
1/27/10	L	80-73	(a)
1/29/09	L	68-42	(a)
1/12/09	L	60-50	(h)
3/6/08*	L	76-49	(n)
2/7/08	W	54-52	(h)
1/13/08	L	68-65	(a)
3/1/07*	L	66-52	(n)
2/15/07	L	66-45	(h)
1/15/07	L	52-37	(a)
3/2/06*	L	79-62	(n)
2/26/06	W	90-85	(h)
1/5/06	W	75-63	(a)
3/4/05*	W	60-58	(n)
1/23/05	L	62-46	(h)
3/13/02^	W	73-64	(a)
4/23/91	W	78-63	(h)

12/15/80	W	86-80	(h)
* ACC Tournament			
^ WNIT			

GONZAGA (1-1)

(A: 0-1; N: 1-0)

3/19/11!	L	65-54	(a)
2/28/86	W	79-52	(n)

! NCAA Tournament

GRAMBLING STATE (3-2)

(H: 3-2)

11/25/16	W	89-61	(h)
12/21/08	W	83-65	(h)
12/28/94	L	98-75	(h)
12/4/86	W	67-65	(h)
12/6/85	L	81-75	(h)

GREEN BAY (0-2)

(H: 0-1; A: 0-1)

11/16/08	L	63-61	(h)
11/30/02	L	83-72	(a)

HAMPTON (1-0)

(H: 1-0)

12/12/98	W	84-52	(h)
----------	---	-------	-----

HARTFORD (2-1)

(H: 2-0; A: 0-1)

11/11/19	W	75-62	(h)
12/10/05	W	82-62	(h)
11/23/04	L	63-53	(a)

HARVARD (1-0)

(H: 1-0)

12/22/91	W	87-62	(h)
----------	---	-------	-----

HOLY CROSS (2-0)

(H: 1-0; N: 1-0)

12/28/11	W	89-49	(h)
1/2/87	W	83-76	(n)

HOMESTEAD AFB (2-0)

(H: 1-0; A: 1-0)

2/23/76	W	63-50	(a)
1/14/76	W	100-20	(h)

HOUSTON (2-7)

(H: 2-1; A: 0-6)

11/24/09	W	68-54	(h)
11/21/08	L	70-64	(a)
12/8/07	L	63-62	(h)
12/19/06	L	82-73	(a)
3/16/02^	L	83-76	(a)
11/28/95	L	80-72	(a)
12/2/89	L	81-76	(a)
2/11/85	L	83-68	(a)
1/9/82	W	64-47	(h)

^WNIT



SERIES RESULTS

HOWARD (2-0)

(H: 1-0; N: 1-0)

2/9/91	W	78-58	(h)
11/27/87	W	81-58	(n)

IDAHO (0-1)

(N: 0-1)

2/22/84	L	68-66	(n)
---------	---	-------	-----

IDAHO STATE (1-0)

(N: 1-0)

3/17/11!	W	70-41	(n)
----------	---	-------	-----

! NCAA Tournament

ILLINOIS (1-2)

(H: 1-1; N: 0-1)

12/2/15	W	73-64	(h)
12/30/87	L	85-83	(h)
12/14/85	L	73-47	(n)

ILLINOIS-CHICAGO (1-0)

(H: 1-0)

12/16/89	W	70-41	(h)
----------	---	-------	-----

ILLINOIS STATE (2-0)

(H: 1-0; N: 1-0)

11/28/14	W	95-44	(h)
3/22/90^	W	85-83	(n)

^ WNIT

INDIANA (2-2)

(H: 1-2; N: 1-0)

12/4/19	L	58-45	(h)
12/20/15	W	89-75	(n)
12/5/08	L	69-54	(h)
11/25/06	W	79-70	(h)

IUPUI (2-0)

(H: 2-0)

11/17/19	W	74-65	(h)
11/23/01	W	72-58	(h)

IONA (1-0)

(H: 1-0)

11/18/01	W	71-52	(h)
----------	---	-------	-----

IOWA (0-4)

(A: 0-3; N: 0-1)

3/22/15!	L	88-70	(a)
3/24/13!	L	69-53	(a)
2/10/86	L	75-46	(a)
11/29/85	L	83-63	(n)

! NCAA Tournament

IOWA STATE (0-1)

(A: 0-1)

11/18/18	L	75-62	(a)
----------	---	-------	-----

JACKSON STATE (2-1)

(H: 2-1)

11/10/19	W	83-68	(h)
12/1/06	W	77-50	(h)

12/29/81	L	71-45	(h)
----------	---	-------	-----

JACKSONVILLE (1-1)

(H: 1-1)

12/6/14	W	65-36	(h)
11/13/07	L	72-64	(h)

JAMES MADISON (1-0)

(N: 1-0)

1/4/90	W	72-53	(n)
--------	---	-------	-----

KANSAS (0-2)

(H: 0-2)

12/28/90	L	76-48	(h)
12/31/79	L	101-62	(h)

KENNESAW STATE (1-0)

(H: 1-0)

11/12/10	W	93-39	(h)
----------	---	-------	-----

KENTUCKY (2-6)

(H: 2-1; A: 0-3; N: 0-2)

12/10/17	W	65-54	(h)
11/11/16	L	82-66	(a)
12/1/01	L	60-57	(a)
12/19/00	W	74-59	(h)
3/23/90^	L	80-68	(n)
12/9/89	L	80-71	(n)
12/6/86	L	71-55	(h)
2/8/86	L	108-53	(a)

^ WNIT

LA SALLE (1-0)

(H: 1-0)

11/29/15	W	86-58	(h)
----------	---	-------	-----

LAMAR (2-1)

(H: 2-1)

1/11/85	W	89-54	(h)
12/2/83	W	71-62	(h)
1/1/80	L	78-56	(h)

LAWRENCE (1-0)

(H: 1-0)

12/14/82	W	74-34	(h)
----------	---	-------	-----

LEHIGH (1-0)

(H: 1-0)

12/27/01	W	76-49	(h)
----------	---	-------	-----

LIPSCOMB (1-0)

(H: 1-0)

1/1/11	W	91-52	(h)
--------	---	-------	-----

LONG BEACH STATE (1-0)

(H: 1-0)

11/27/09	W	83-66	(h)
----------	---	-------	-----

LIU BROOKLYN (1-0)

(H: 1-0)

1/17/95	W	74-59	(h)
---------	---	-------	-----

HISTORY



SERIES RESULTS

LONGWOOD (1-0)

(H: 1-0)

11/27/11	W	92-43	(h)
----------	---	-------	-----

LSU (1-3)

(H: 1-1; N: 0-2)

12/29/14	W	76-71	(h)
12/19/07	L	63-52	(n)
1/10/86	L	54-94	(n)
1/16/85	L	62-67	(h)

LOUISIANA (1-0)

(N: 1-0)

1/6/84	W	84-78	(n)
--------	---	-------	-----

LOUISIANA-MONROE (1-1)

(H: 1-1)

12/16/11	W	103-39	(h)
12/30/85	L	88-62	(h)

LOUISIANA TECH (0-2)

(H: 0-1; A: 0-1)

3/5/87	L	76-58	(h)
1/25/86	L	81-40	(a)

LOUISVILLE (2-5)

(H: 0-3; A: 2-2)

1/9/20	L	87-41	(h)
2/17/19	W	79-73	(a)
1/25/18	L	84-74	(h)
1/15/17	L	63-59	(a)
2/25/16	L	79-51	(h)
1/25/15	L	68-55	(a)
1/11/89	W	59-58	(a)

LOYOLA CHICAGO (2-0)

(H: 1-0; A: 1-0)

12/6/16	W	81-43	(h)
11/21/15	W	77-50	(a)

LOYOLA MARYMOUNT (1-0)

(H: 1-0)

12/29/04	W	78-67	(h)
----------	---	-------	-----

MAINE (3-2)

(H: 3-1; A: 0-1)

11/24/17	W	80-70	(h)
12/20/16	W	76-51	(h)
12/29/07	L	54-53	(h)
12/28/97	W	91-78	(h)
1/13/88	L	76-56	(a)

MANHATTAN (1-0)

(H: 1-0)

11/24/95	W	74-66	(h)
----------	---	-------	-----

MANHATTANVILLE (1-0)

(H: 1-0)

1/9/77	W	48-46	(h)
--------	---	-------	-----

Marquette (1-0)

(H: 1-0)

11/15/19	W	63-55	(h)
----------	---	-------	-----

MARYLAND (5-11)

(H: 3-5; A: 2-4; N: 0-2)

11/26/17	L	79-71	(h)
2/13/14	L	67-52	(h)
1/10/13	L	84-62	(a)
2/12/12	W	76-74	(a)
1/12/12	W	75-63	(h)
2/10/11	W	83-75	(h)
1/21/10	W	80-77	(a)
3/1/09	L	89-65	(h)
1/31/08	L	90-50	(a)
1/10/07	L	111-53	(h)
2/1/06	L	88-77	(a)
2/17/05	L	70-65	(h)
3/21/04	L	86-85	(n)
12/29/02	W	97-66	(h)
2/11/93	L	67-57	(a)
1/4/87	L	84-64	(n)

! NCAA Tournament

UMES (3-0)

(H: 2-0; N: 1-0)

12/16/19	W	71-53	(h)
11/27/04	W	88-64	(n)
1/14/87	W	82-61	(h)

MARYMACK (MD) (0-1)

(H: 1-0)

1/3/76	L	63-53	(h)
--------	---	-------	-----

MASSACHUSETTS (2-0)

(H: 1-0; A: 1-0)

11/28/09	W	63-57	(h)
1/9/90	W	76-58	(a)

UMASS LOWELL (1-0)

(H: 1-0)

12/6/15	W	84-53	(h)
---------	---	-------	-----

MEMPHIS (1-1)

(H: 1-0; A: 0-1)

11/27/84	L	91-74	(a)
1/4/84	W	76-73	(h)

MERCER (5-2)

(H: 4-1; A: 1-1)

2/14/91	L	80-71	(a)
1/26/91	L	86-83	(h)
2/19/90	W	84-62	(h)
2/2/89	W	75-47	(a)
12/21/88	W	93-62	(h)
12/17/85	W	71-57	(h)
12/30/81	W	68-67	(h)

MIAMI-DADE DOWNTOWN (6-0)

(H: 3-0; A: 3-0)

2/10/77	W	67-45	(h)
1/13/77	W	75-56	(a)



SERIES RESULTS

2/3/76	W	71-38	(h)
1/22/76	W	74-54	(a)
1974-75	W	58-26	(h)
1974-75	W	65-21	(a)

MIAMI-DADE NEW WORLD (11-0)

(H: 4-0; A: 4-0; N: 3-0)

2/10/81	W	72-57	(a)
12/10/80	W	82-55	(h)
2/14/80	W	85-19	(n)
1/10/80	W	89-54	(h)
12/10/79	W	98-35	(a)
1978-79	W	81-63	(a)
1978-79	W	79-54	(n)
1978-79	W	52-35	(h)
2/17/78	W	54-41	(n)
2/13/78	W	67-41	(h)
1/16/78	W	63-57	(a)

MIAMI-DADE NORTH (12-8)

(H: 6-2; A: 6-5; N: 0-1)

2/23/81	W	58-48	(a)
1/22/81	W	80-60	(h)
2/15/80	W	55-52	(a)
12/8/79	W	90-66	(a)
12/1/79	W	77-56	(h)
1978-79	W	86-44	(a)
1978-79	W	97-61	(a)
1978-79	W	74-42	(h)
1/25/78	W	88-34	(a)
2/22/77	W	75-68	(h)
1/24/77	L	106-69	(a)
2/11/76	L	64-49	(a)
1/27/76	L	80-58	(h)
1974-75	L	54-46	(a)
1974-75	W	44-38	(h)
1974-75	L	65-49	(n)
2/18/74	L	38-36	(a)
2/13/74	W	29-23	(h)
2/22/73	L	47-36	(a)
1/9/73	L	37-21	(h)

MIAMI-DADE SOUTH (7-8)

(H: 5-0; A: 2-6; N: 0-2)

2/3/81	L	63-60	(a)
12/2/80	W	75-51	(h)
2/28/80	L	60-57	(a)
12/11/79	W	84-71	(h)
1978-79	W	66-60	(h)
2/18/78	L	69-59	(n)
2/7/78	L	53-46	(a)
1/20/78	W	73-69	(h)
2/7/77	L	56-50	(a)
1/26/77	W	42-39	(h)
2/7/76	L	62-60	(n)
1/20/76	L	49-40	(a)
1974-75	W	60-52	(a)
2/12/74	W	48-47	(a)
2/8/73	L	56-26	(a)

MIAMI (OH) (3-0)

(H: 2-0; A: 1-0)

11/30/19	W	80-62	(h)
----------	---	-------	-----

11/20/10	W	96-64	(h)
1/3/10	W	75-61	(a)

MICHIGAN (2-2)

(H: 1-1; 1-1)

3/31/10^	W	76-59	(a)
11/19/07	L	65-50	(h)
12/3/06	L	60-55	(a)
12/28/89	W	72-64	(h)
^ WNIIT			

MICHIGAN STATE (3-2)

(H: 2-1; A: 1-1)

11/30/17	W	67-57	(h)
12/1/11	W	76-60	(a)
12/29/90	L	79-73	(h)
12/19/86	L	63-52	(a)
12/30/84	W	78-68	(h)

MIDDLE TENNESSEE (1-2)

(H: 1-1; A: 0-1)

11/17/14	L	53-48	(a)
11/15/13	L	61-55	(h)
12/30/80	W	80-74	(h)

MILLIKIN (1-0)

(H: 1-0)

1/2/83	W	66-62	(h)
--------	---	-------	-----

MILWAUKEE (3-0)

(H: 2-0; A: 1-0)

11/27/15	W	77-38	(h)
11/28/07	W	73-70 (OT)	(a)
11/13/06	W	78-71	(h)

MINNESOTA (1-3)

(H: 1-1; A: 0-2)

12/05/13	L	74-67	(a)
12/30/01	L	80-65	(h)
11/28/87	L	76-72	(a)
12/22/86	W	77-64	(h)

MISSISSIPPI (4-3)

(H: 2-2; A: 1-1; N: 1-0)

12/10/11	W	76-48	(h)
12/21/10	W	82-46	(a)
12/15/07	L	65-52	(h)
12/21/06	L	82-64	(a)
12/29/05	W	79-70	(h)
1/3/91	W	66-64	(n)
12/31/85	L	79-61	(h)

MISSISSIPPI STATE (0-1)

(N: 0-1)

2/27/87	L	81-67	(n)
---------	---	-------	-----

MISSOURI (2-0)

(H: 1-0; N: 1-0)

11/30/13	W	74-68	(h)
1/5/85	W	82-81	(n)

HISTORY



SERIES RESULTS

MISSOURI STATE (1-0)

(N: 1-0)

11/25/88	W	90-71	(n)
----------	---	-------	-----

UMKC (1-1)

(H: 1-0; A: 0-1)

1/9/91	L	53-44	(a)
2/9/90	W	70-58	(h)

MONMOUTH (1-0)

(N: 1-0)

11/28/86	W	82-73	(n)
----------	---	-------	-----

MONTANA (1-1)

(H: 1-0; A: 0-1)

12/16/05	L	83-74	(a)
12/20/04	W	55-49	(h)

MOREHEAD STATE (1-0)

(A: 1-0)

11/22/03	W	93-54	(a)
----------	---	-------	-----

MORGAN STATE (2-0)

(H: 2-0)

12/28/13	W	80-42	(h)
12/30/10	W	74-47	(h)

MORRIS BROWN (1-0)

(H: 1-0)

11/25/02	W	111-44	(h)
----------	---	--------	-----

MURRAY STATE (2-0)

(H: 1-0; N: 1-0)

1/4/91	W	82-60	(n)
1/4/85	W	73-62	(h)

NEBRASKA (1-3)

(H: 1-2; A: 0-1)

11/23/18	W	82-68	(h)
11/17/10	L	99-85	(a)
12/5/09	L	76-71	(h)
12/30/82	L	76-74	(h)

NEW HAMPSHIRE (1-0)

(H: 1-0)

12/28/00	W	70-61	(h)
----------	---	-------	-----

NEW MEXICO (1-1)

(H: 1-0; N: 0-1)

12/29/13	W	67-50	(h)
3/22/03!	L	91-85	(n)

! NCAA Tournament

NEW ORLEANS (3-0)

(H: 2-0; N: 1-0)

12/9/18	W	78-38	(h)
11/21/17	W	76-46	(h)
11/26/84	W	77-57	(n)

NIAGARA (1-0)

(H: 1-0)

12/1/89	W	88-52	(h)
---------	---	-------	-----

NICHOLLS STATE (1-0)

(H: 1-0)

11/24/06	W	85-42	(h)
----------	---	-------	-----

NORFOLK STATE (1-0)

(H: 1-0)

11/14/08	W	91-42	(h)
----------	---	-------	-----

NORTH CAROLINA (10-14)

(H: 6-5; A: 4-5; N: 0-4)

1/16/20	L	78-58	(a)
1/20/19	W	76-68	(h)
2/4/18	W	92-72	(a)
1/26/17	W	100-88	(h)
1/17/16	W	76-61	(a)
2/22/15	L	66-65	(h)
2/2/14	W	83-80	(a)
1/27/13	L	64-62	(h)
2/8/12	W	61-37	(h)
1/2/12	L	65-63	(a)
3/5/11*	L	83-57	(n)
2/13/11	W	78-66	(a)
2/4/10	W	80-69	(h)
2/29/09	L	90-76	(a)
2/21/08	L	79-61	(h)
2/18/07	L	93-70	(a)
1/9/06	L	90-57	(h)
3/5/05*	L	64-57	(n)
1/17/05	L	83-52	(a)
3/21/92!	W	86-72	(h)
2/29/88	W	75-69	(a)
1/29/87	L	89-71	(h)
11/25/83	L	77-65	(n)
1/17/81	L	75-61	(n)

*ACC Tournament
! NCAA Tournament

NORTH CAROLINA A&T (3-0)

(H: 2-0; N: 1-0)

11/22/19	W	68-67	(n)
3/25/10^	W	84-77	(h)
12/28/05	W	104-65	(h)

^ WNIT

UNC ASHEVILLE (1-0)

(H: 1-0)

12/20/19	W	75-46	(h)
----------	---	-------	-----

UNC GREENSBORO (1-0)

(H: 1-0)

11/27/10	W	78-60	(h)
----------	---	-------	-----

NC STATE (11-12)

(H: 7-4; A: 3-8; N: 1-0)

2/20/20	L	50-48	(h)
3/3/19	L	70-68	(a)
2/8/18	W	52-48	(h)
1/5/17	W	67-64	(a)
12/30/15	W	73-44	(h)
2/19/15	L	68-65	(a)
1/19/14	W	80-71	(h)
2/21/13	W	59-55	(a)
12/20/12	W	79-53	(h)



SERIES RESULTS

2/16/12	W	73-61	(a)
1/5/12	W	78-68	(h)
3/4/11*	W	93-85	(n)
1/27/11	W	84-77	(h)
2/14/10	L	66-64	(a)
1/22/09	W	72-60	(h)
2/14/08	L	51-45	(a)
2/24/07	L	77-53	(h)
1/26/06	L	83-77	(a)
2/14/05	L	71-68	(h)
1/20/05	L	73-59	(a)
12/19/99	L	80-60	(h)
11/26/83	L	60-54	(a)
1/16/81	L	97-50	(a)

*ACC Tournament

NORTH FLORIDA (5-0)

(H: 5-0)

11/13/19	W	78-55	(h)
11/21/14	W	81-53	(h)
11/8/13	W	79-39	(h)
11/9/12	W	77-24	(h)
12/31/09	W	80-36	(h)

NORTH DAKOTA STATE (1-0)

(H: 1-0)

1/1/84	W	64-61	(h)
--------	---	-------	-----

NORTHERN ILLINOIS (1-1)

(H: 1-0; A: 0-1)

2/6/88	W	88-80	(h)
2/9/87	L	77-72	(a)

NORTHWESTERN (1-1)

(H: 1-0; A: 0-1)

11/21/01	W	86-69	(h)
11/24/00	L	56-48	(a)

NORTHWESTERN STATE (1-0)

(N: 1-0)

12/3/88	W	92-89	(n)
---------	---	-------	-----

NOTRE DAME (5-20)

(H: 3-8; A: 2-10; N: 0-2)

1/19/20	L	76-53	(a)
2/7/19	W	72-65	(h)
1/4/18	L	83-76	(a)
1/8/17	L	67-55	(h)
3/5/16*	L	78-67	(n)
2/14/16	L	90-69	(a)
3/6/15*	L	77-61	(n)
1/8/15	W	78-63	(h)
1/23/14	L	79-52	(a)
2/25/04	L	93-58	(a)
1/28/04	L	59-50	(h)
1/11/03	W	80-70	(a)
1/2/02	L	69-65	(h)
2/20/01	L	81-54	(a)
1/22/00	L	76-54	(h)
3/5/00#	L	67-52	(a)
2/23/99	L	89-62	(a)
2/3/98	W	77-76	(h)
1/8/98	L	75-47	(a)

1/29/97	L	72-71	(h)
2/20/96	L	86-70	(a)
1/27/96	L	67-50	(h)
1/7/88	L	83-68	(h)
2/7/87	W	62-61	(a)
1/5/86	L	59-53	(h)

*ACC Tournament
#BIG EAST Tournament

OAKLAND (3-0)

(H: 2-0; A: 1-0)

11/14/14	W	66-53	(h)
11/19/13	W	86-68	(a)
11/26/05	W	78-65	(h)

OHIO STATE (1-2)

(H: 0-2; A: 1-0)

12/1/16	W	94-89 (OT)	(a)
12/27/86	L	79-75	(h)
12/17/82	L	91-63	(n)

OKLAHOMA (2-2)

(H: 1-0; A: 0-1; N: 1-1)

3/22/11!	L	88-83	(n)
12/20/97	L	67-62	(a)
1/2/91	W	74-71	(n)
12/29/88	W	69-66	(h)

! NCAA Tournament

OKLAHOMA STATE (1-1)

(H: 1-0; A: 0-1)

12/19/98	W	62-60	(h)
3/15/89!	L	93-69	(a)

! NCAA Tournament

OLD DOMINION (2-3)

(H: 1-1; A: 1-2)

12/4/16	W	66-56	(h)
11/17/15	W	61-35	(a)
12/1/96	L	94-55	(a)
1/9/88	L	93-79	(h)
1/13/86	L	86-64	(a)

ORAL ROBERTS (1-1)

(H: 1-1)

12/19/96	W	69-49	(h)
12/17/79	L	68-58	(h)

OREGON (0-1)

(N: 0-1)

11/26/04	L	79-73	(n)
----------	---	-------	-----

OREGON STATE (0-1)

(H: 0-1)

11/29/19	L	75-53	(h)
----------	---	-------	-----

PENN (0-1)

(H: 0-1)

1/01/14	L	67-66	(h)
---------	---	-------	-----

HISTORY



SERIES RESULTS

PENN STATE (1-0)

(H: 1-0)

11/29/12	W	69-65	(h)
----------	---	-------	-----

PEPPERDINE (1-0)

(N: 1-0)

2/26/84	W	67-43	(n)
---------	---	-------	-----

PITTSBURGH (23-9)

(H: 15-1; A: 6-6; N: 2-2)

3/1/20	W	73-54	(h)
2/10/19	W	65-51	(a)
2/15/18	W	82-58	(h)
1/2/17	W	82-50	(a)
3/3/16*	W	77-55	(n)
1/7/16	W	79-55	(h)
2/1/15	L	81-66	(a)
3/2/14	W	67-54	(h)
1/17/04	W	77-68	(h)
1/22/03	W	79-76	(a)
2/2/02	W	77-61	(h)
2/17/01	W	96-69	(h)
1/30/01	L	84-74	(a)
2/29/00	W	80-60	(h)
1/10/99	L	63-61	(a)
1/2/99	W	75-60	(h)
1/24/98	W	72-55	(h)
3/1/97#	W	64-50	(n)
2/12/97	W	89-61	(h)
1/6/97	L	64-59	(a)
3/2/96#	L	52-49	(n)
12/22/95	W	73-63	(a)
2/1/95	W	54-50	(h)
1/7/95	L	73-61	(a)
3/5/94#	L	70-60	(n)
2/2/94	L	59-53	(h)
1/9/94	L	71-66	(a)
3/1/93	W	77-65	(h)
1/29/93	W	55-50	(a)
2/11/92	W	79-64	(h)
1/11/92	W	73-54	(a)
12/31/82	W	79-75	(h)

BIG EAST Tournament

PRAIRIE VIEW A&M (1-0)

(H: 1-0)

11/17/11	W	107-26	(h)
----------	---	--------	-----

PORTLAND STATE (1-0)

(H: 1-0)

2/16/91	W	84-63	(h)
---------	---	-------	-----

PROVIDENCE (18-6)

(H: 9-2; A: 8-4; N: 1-0)

3/28/10^	W	73-65	(a)
3/2/04	W	81-62	(h)
1/20/04	W	86-67	(a)
2/22/03	W	77-64	(h)
2/23/02	L	69-64	(a)
1/17/01	L	77-60	(h)
2/12/00	W	71-66	(a)
1/13/99	W	85-63	(h)
2/10/98	W	90-79	(a)

12/6/97	W	97-70	(h)
1/12/97	W	60-56	(a)
1/31/96	W	74-73	(h)
1/4/96	L	81-60	(a)
2/25/95	L	76-72	(a)
1/21/95	W	80-78	(h)
2/23/95	L	78-62	(a)
1/3/94	W	65-63	(h)
3/8/93#	W	76-55	(a)
2/6/93	W	85-65	(h)
1/5/93	W	64-52	(a)
3/8/92#	W	82-70	(n)
2/16/92	W	95-69	(h)
11/13/92	W	87-83	(a)
12/28/83	L	70-60	(h)

^ WNIT
BIG EAST Tournament

PURDUE (2-4)

(H: 2-0; A: 0-3; N: 0-1)

11/29/18	L	74-63	(a)
12/19/91	W	65-63	(h)
11/25/90	L	86-56	(a)
1/4/89	L	79-65	(a)
11/29/86	L	69-68	(n)
12/31/84	W	69-64	(h)

QUINNIPIAC (2-2)

(H: 2-1; N: 0-1)

3/17/18!	L	86-72	(n)
3/20/17!	L	85-78	(h)
12/28/09	W	93-48	(h)
11/29/02	W	87-56	(n)

! NCAA Tournament

RADFORD (2-0)

(H: 2-0)

11/24/12	W	75-58	(h)
1/2/01	W	83-48	(h)

RHODE ISLAND (0-2)

(N: 0-2)

1/4/94	L	56-54	(n)
1/11/86	L	66-65	(n)

RICE (1-1)

(H: 1-0; A: 0-1)

3/12/99^	L	65-58	(a)
1/28/83	W	87-57	(n)

^ WNIT

RICHMOND (2-1)

(H: 1-1; A: 1-0)

11/10/13	L	57-50	(h)
11/12/12	W	69-63	(a)
12/2/03	W	80-73	(h)

ROBERT MORRIS (1-0)

(H: 1-0)

1/3/83	W	56-45	(h)
--------	---	-------	-----



SERIES RESULTS

RUTGERS (8-13)

(H: 3-5; A: 5-8)

12/16/12	L	42-34	(a)
12/5/11	W	92-81 (2OT)	(h)
1/31/04	L	76-69	(h)
3/9/03#	W	77-74	(a)
2/4/03	L	65-56	(a)
1/26/02	W	65-55	(h)
1/5/02	W	67-53	(a)
1/27/01	L	39-37	(h)
1/5/00	L	65-45	(a)
2/28/99#	L	79-53	(a)
2/10/99	L	66-57	(h)
1/5/99	L	68-54	(a)
3/2/98#	L	81-62	(a)
1/8/98	L	77-65	(a)
2/5/97	W	49-41	(a)
12/8/96	L	57-44	(h)
1/17/96	W	58-45	(h)
12/8/91	W	72-53	(a)
12/8/90	L	67-57	(h)
1/28/89	L	97-64	(a)
2/4/84	W	63-58	(a)

BIG EAST Tournament

SACRAMENTO STATE (1-0)

(N: 1-0)

12/18/17	W	82-56	(n)
----------	---	-------	-----

ST. BONAVENTURE (1-0)

(H: 1-0)

12/2/00	W	71-51	(h)
---------	---	-------	-----

ST. FRANCIS BROOKLYN (1-0)

(H: 1-0)

11/29/13	W	78-57	(h)
----------	---	-------	-----

ST. JOHN'S (19-7)

(H: 8-4; A: 10-3; N: 1-0)

12/3/17	L	74-64	(h)
11/20/16	W	62-50	(a)
2/10/04	W	85-74	(h)
1/3/04	W	79-60	(a)
2/8/03	W	69-54	(h)
1/23/02	W	68-51	(a)
2/14/01	W	80-43	(h)
1/13/01	W	67-51	(a)
1/8/00	W	68-47	(a)
2/20/99	W	83-51	(h)
12/30/98	L	76-72	(a)
1/17/98	W	72-60	(h)
1/25/97	W	71-48	(h)
12/4/96	L	61-44	(a)
2/3/96	W	62-54	(a)
2/11/95	W	60-56	(a)
1/14/95	L	73-63	(h)
1/30/94	L	68-67	(h)
1/15/94	W	80-72	(a)
3/6/93#	W	84-61	(n)
2/3/93	W	84-68	(a)
1/17/93	L	65-59	(h)
2/26/92	W	85-63	(h)
1/23/92	W	58-57	(a)

12/28/84	W	73-59	(h)
2/2/84	L	79-69	(a)

BIG EAST Tournament

ST. JOSEPH'S (1-1)

(H: 1-0; A: 0-1)

1/2/85	W	68-65	(h)
1/4/81	L	73-52	(a)

ST. MARY'S (0-1)

(A: 0-1)

11/17/06	L	69-68	(a)
----------	---	-------	-----

ST. PETER'S (1-0)

(H: 1-0)

3/17/93!	W	61-44	(h)
----------	---	-------	-----

! NCAA Tournament

SAMFORD (1-0)

(H: 1-0)

11/18/05	W	72-51	(h)
----------	---	-------	-----

SAN DIEGO STATE (1-0)

(H: 1-0)

12/29/85	W	88-51	(h)
----------	---	-------	-----

SAN FRANCISCO (1-0)

(A: 1-0)

11/19/06	W	69-59	(a)
----------	---	-------	-----

SANTA CLARA (2-0)

(H: 1-0; A: 1-0)

11/29/08	W	60-44	(h)
11/15/06	W	85-83	(a)

SIENA (1-0)

(H: 1-0)

12/3/05	W	76-47	(h)
---------	---	-------	-----

SETON HALL (13-9)

(H: 8-2; A: 3-7; N: 2-0)

2/21/04	W	81-43	(h)
2/26/03	L	78-71	(a)
1/19/02	W	56-54	(h)
2/10/01	L	69-61	(a)
3/4/00#	W	64-60	(h)
1/15/00	W	69-42	(a)
2/17/99	W	66-52	(a)
2/18/98	W	73-66	(h)
1/3/98	W	70-66	(a)
1/19/97	W	79-67	(h)
2/27/96	W	67-60	(h)
1/13/96	L	69-62	(a)
3/4/95#	L	66-50	(a)
2/21/95	L	82-65	(h)
12/22/94	L	72-44	(a)
2/10/94	L	82-46	(h)
1/13/94	L	93-50	(a)
2/27/93	W	72-60	(h)
1/3/93	L	73-59	(a)
3/7/92#	W	76-62	(n)
2/5/92	W	68-46	(h)

HISTORY



SERIES RESULTS

1/5/92 W 76-54 (a)
BIG EAST Tournament

SOUTH ALABAMA (0-1)

(N: 0-1)
11/22/80 L 74-51 (n)

SOUTH CAROLINA (0-2)

(H: 0-1; N: 0-1)
11/28/93 L 71-68 (n)
2/28/83 L 66-56 (h)

SOUTH CAROLINA STATE (0-1)

(H: 0-1)
12/3/83 L 73-69 (h)

SOUTH DAKOTA STATE (0-1)

(N: 0-1)
3/19/16! L 74-71 (n)
! NCAA Tournament

USF (29-11)

(H: 14-1; A: 11-6; N: 4-4)
11/25/11 W 92-72 (n)
11/25/03 W 62-55 (a)
11/22/02 W 60-49 (h)
11/27/01 L 76-68 (a)
12/16/00 W 73-51 (h)
11/20/97 W 55-52 (n)
11/23/96 W 58-30 (a)
12/1/95 W 73-68 (h)
12/3/94 L 74-65 (n)
3/3/90 W 72-59 (h)
1/18/90 W 89-72 (a)
3/4/89 L 85-82 (a)
1/14/89 W 77-74 (h)
3/6/88 W 76-60 (a)
1/31/87 W 82-71 (h)
2/14/87 W 80-61 (h)
1/17/87 L 84-62 (a)
3/1/86 W 53-48 (h)
2/15/86 W 82-59 (a)
1/25/85 W 91-65 (h)
12/7/84 W 68-62 (a)
1/20/84 W 88-68 (a)
12/7/83 W 81-64 (h)
2/12/83 L 64-63 (a)
12/11/82 W 75-63 (h)
1/16/82 W 60-48 (a)
11/23/81 W 87-52 (h)
2/26/81 W 69-47 (n)
1/9/81 W 59-41 (a)
11/24/80 W 78-60 (h)
2/21/80 W 84-77 (a)
2/2/80 W 72-55 (h)
1/26/80 L 81-76 (n)
1/19/80 W 84-72 (a)
1/20/79 L 72-33 (a)
2/22/79 L 85-45 (n)
1/27/78 L 84-47 (h)
1/28/77 L 59-46 (a)
2/27/76 L 71-46 (n)
2/6/76 W 59-52 (n)

SOUTHERN (1-0)

(H: 1-0)
11/29/10 W 85-36 (h)

SOUTHERN ILLINOIS (2-0)

(H: 1-0; N: 1-0)
12/20/17 W 75-65 (n)
12/20/95 W 70-61 (h)

SIU-EDWARDSVILLE (2-0)

(H: 1-0; A: 1-0)
2/7/10 W 85-60 (h)
2/4/09 W 83-72 (a)

SMU (0-1)

(H: 0-1)
12/29/99 L 76-55 (h)

SOUTHERN MISS (1-1)

(A: 0-1; N: 1-0)
12/18/07 W 63-56 (n)
3/5/81+ L 80-75 (a)
+ AIAW Tournament

STEPHEN F. AUSTIN (1-1)

(H: 1-0; N: 0-1)
11/9/18 W 81-60 (h)
1/5/90 L 69-62 (n)

STETSON (19-4)

(H: 9-1; A: 8-2; N: 2-1)
3/20/14^ L 70-63 (h)
3/7/91 L 98-77 (n)
2/20/91 W 77-63 (a)
1/12/91@ W 112-74 (h)
1/13/90 W 88-69 (a)
2/13/89 W 69-63 (h)
2/8/88 W 67-63 (a)
1/21/87 W 77-65 (h)
2/16/85 W 77-46 (h)
1/2/85 W 68-58 (a)
2/11/84 W 80-62 (a)
1/28/84 W 79-52 (h)
1/7/84 W 89-54 (a)
2/5/83 W 83-61 (h)
1/14/83 W 77-64 (a)
3/4/82 W 75-60 (n)
2/6/82 W 75-67 (h)
1/15/82 W 95-65 (a)
2/14/81 W 70-58 (h)
2/8/80 L 72-50 (a)
1978-79 L 60-44 (a)
1978-79 L 66-57 (n)
2/6/77 W 74-59 (h)

^ WNIT
@ NWSAC Tournament

SYRACUSE (21-10)

(H: 12-4; A: 8-5; N: 1-1)
1/12/20 W 77-62 (h)
3/8/19* L 92-85 (n)
1/23/19 W 84-71 (a)



SERIES RESULTS

1/18/18	W	72-60	(h)
1/22/17	L	81-48	(a)
2/1/16	L	57-51	(h)
2/12/15	W	85-71	(a)
2/20/14	L	69-48	(h)
2/18/04	W	85-65	(a)
3/8/03#	W	77-64	(n)
1/25/03	L	62-59	(h)
1/8/03	W	85-68	(a)
1/16/02	W	75-71	(h)
2/24/01	L	62-61	(a)
2/26/00	W	66-64	(h)
12/8/98	W	68-52	(h)
2/7/98	W	58-56	(h)
1/6/98	L	87-75	(a)
2/22/97	W	64-53	(a)
2/17/96	W	84-60	(h)
1/20/96	L	69-60	(a)
2/18/95	W	67-65	(h)
1/18/95	W	65-54	(a)
2/20/94	L	58-41	(a)
1/19/94	W	59-62	(h)
2/3/93	W	60-40	(h)
1/17/93	W	65-53	(a)
2/23/92	W	79-66	(a)
1/21/92	W	74-52	(h)
12/27/90	W	68-53	(h)
12/30/88	L	78-62	(h)

*ACC Tournament
#BIG EAST Tournament

TAMPA (5-1)

(H: 2-0; A: 2-1; N: 1-0)

2/10/84	W	73-64	(a)
12/17/83	W	82-57	(h)
12/18/82	W	77-68	(n)
1/30/82	W	81-33	(h)
1978-79	W	56-49	(a)
1/29/77	L	50-45	(a)

TEMPLE (3-1)

(H: 3-0; N: 1-1)

11/25/18	W	73-61	(h)
1/2/00	W	64-44	(h)
12/8/89	W	79-73	(n)
12/28/86	W	77-70	(h)
1/14/84	L	87-69	(n)

TENNESSEE (0-2)

(H: 0-1; A: 0-1)

11/18/12	L	79-67	(h)
11/15/11	L	92-76	(a)

UT MARTIN (0-1)

(N: 0-1)

12/15/82	L	85-81	(n)
----------	---	-------	-----

TEXAS (1-2)

(H: 0-1; A: 0-1; N: 1-0)

12/29/09	L	76-65	(h)
12/9/01	W	57-55	(n)
2/17/86	L	112-43	(a)

TEXAS A&M (2-0)

(H: 1-0; A: 1-0)

12/19/02	W	84-58	(h)
2/9/85	W	75-62	(a)

TCU (1-0)

(H: 1-0)

11/21/04	W	68-57	(h)
----------	---	-------	-----

UT RIO GRANDE VALLEY (1-0)

(H: 1-0)

11/11/11	W	83-37	(h)
----------	---	-------	-----

TEXAS STATE (1-0)

(H: 1-0)

2/16/06	W	92-67	(h)
---------	---	-------	-----

TEXAS SOUTHERN (3-0)

(H: 3-0)

12/18/92	W	98-41	(h)
12/31/91	W	85-48	(h)
12/14/90	W	73-65	(h)

TEXAS TECH (1-2)

(H: 1-1; A: 0-1)

11/27/16	W	74-56	(h)
12/6/04	L	109-49	(a)
12/30/92	L	75-74	(h)

TOLEDO (3-1)

(H: 2-1; A: 1-0)

12/28/03	W	68-57	(h)
12/15/90	L	59-58	(h)
1/9/89	W	66-52	(a)
12/31/83	W	88-77	(h)

TULANE (1-3)

(H: 1-1; A: 0-2)

12/19/14	L	70-65	(a)
11/28/99	L	75-66	(h)
11/22/98	L	63-56	(a)
3/7/87	W	76-72	(h)

TULSA (1-0)

(H: 1-0)

11/29/14	W	69-57	(h)
----------	---	-------	-----

UCLA (1-0)

(N: 1-0)

12/18/14	W	74-67	(n)
----------	---	-------	-----

UPPER IOWA (1-0)

(H: 1-0)

1/6/80	W	70-39	(h)
--------	---	-------	-----

VALPARAISO (1-0)

(H: 1-0)

12/18/93	W	77-59	(h)
----------	---	-------	-----

VANDERBILT (2-1)

(H: 1-0; N: 1-1)

12/20/18	W	90-65	(a)
----------	---	-------	-----

HISTORY



SERIES RESULTS

12/29/03	W	79-57	(h)
3/26/92!	L	77-67	(n)

! NCAA Tournament

VERMONT (1-0)

(H: 1-0)			
11/12/17	W	73-49	(h)

VILLANOVA (10-12)

(H: 4-4; A: 5-6; N: 1-2)

1/7/04	W	58-55	(a)
3/10/03#	L	65-59	(n)
2/1/03	L	61-55	(h)
3/3/02#	L	68-49	(n)
1/29/02	L	80-52	(a)
2/27/01	L	60-59	(h)
1/26/00	L	44-34	(a)
1/23/99	L	56-54	(a)
2/21/98	W	67-64	(h)
1/14/98	L	68-67	(a)
2/2/96	W	70-56	(h)
2/10/96	L	51-47	(a)
1/7/96	L	59-53	(h)
2/5/95	L	72-59	(h)
1/4/95	L	64-51	(a)
2/6/94	W	64-60	(a)
1/6/94	W	64-40	(h)
3/7/93#	W	67-49	(n)
2/20/93	W	57-52	(a)
1/21/93	W	64-53	(a)
3/1/92	W	84-67	(h)
1/26/92	W	75-50	(a)

BIG EAST Tournament

VIRGINIA (10-10)

(H: 4-4; A: 5-6; N: 1-0)

2/13/20	L	69-64	(a)
2/3/19	W	72-59	(h)
2/18/18	W	77-62	(a)
2/9/17	W	63-52	(h)
1/3/16	L	76-56	(a)
3/5/15*	W	62-52	(n)
1/21/15	W	67-58	(h)
2/27/14	W	83-63	(a)
1/20/13	L	62-52	(a)
1/6/13	W	58-52	(h)
1/19/12	W	56-53	(a)
1/6/11	W	82-73	(a)
2/11/10	L	69-63	(h)
2/19/09	L	84-75	(a)
1/21/08	L	79-68	(h)
2/4/07	L	73-60	(a)
3/22/06^	L	83-72	(a)
1/22/06	L	77-68	(h)
2/10/05	W	66-60	(a)
12/28/87	L	78-69	(h)

* ACC Tournament

^ WNIT

VCU (1-0)

(H: 1-0)			
12/29/11	W	91-61	(h)

VIRGINIA TECH (21-8)

(H: 11-2; A: 9-6; N: 1-0)

2/2/20	L	69-45	(a)
2/21/19	L	73-65	(a)
1/3/19	W	68-61	(h)
2/25/18	W	76-46	(h)
1/28/18	W	82-78	(a)
2/23/17	W	79-68	(a)
1/11/17	W	82-75	(h)
2/21/16	W	67-56 (OT)	(h)
1/28/16	W	57-45	(a)
2/5/15	W	42-39	(h)
1/11/15	W	62-45	(a)
1/12/14	W	64-62	(a)
3/7/13*	W	45-39	(n)
3/3/13	W	64-46	(a)
2/3/13	W	68-42	(h)
1/23/12	W	79-48	(h)
1/9/11	W	69-56	(a)
1/24/10	L	73-69	(h)
2/12/09	W	59-56	(a)
2/11/08	L	81-73	(h)
1/25/07	L	78-71	(a)
1/29/06	W	77-62	(h)
2/27/05	L	90-45	(a)
2/6/05	W	78-67	(h)
2/14/04	W	65-56	(a)
1/28/03	W	67-66	(h)
2/20/02	W	55-53	(h)
2/5/02	L	72-60	(a)
1/7/01	L	64-51	(a)

* ACC Tournament

WAKE FOREST (14-9)

(H: 6-3; A: 6-3; N: 2-3)

2/27/20	W	79-63	(a)
12/29/19	W	59-56	(h)
1/6/19	W	72-57	(a)
3/1/18*	W	68-60	(n)
1/7/18	L	61-50	(h)
2/2/17	W	79-56	(a)
1/14/16	W	71-60	(h)
2/26/15	L	60-59	(a)
2/23/14	W	72-64	(h)
1/4/14	W	84-53	(a)
1/24/13	W	79-78	(a)
3/2/12*	L	81-74	(n)
1/26/11	W	64-39	(h)
2/21/11	W	74-46	(h)
3/4/10*	L	66-65	(n)
1/17/10	L	67-64	(a)
2/1/09	L	78-69	(h)
2/24/08	L	50-45	(a)
2/8/07	W	77-51	(h)
1/5/06	W	79-71	(a)
1/9/05	L	78-63	(h)
11/27/93	L	74-65	(n)
1/8/83	W	81-65	(n)

* ACC Tournament



SERIES RESULTS

WASHINGTON (1-1)

(H: 0-1; N: 1-0)

3/20/15!	W	86-80	(n)
12/29/89	L	85-68	(h)

! NCAA Tournament

WASHINGTON STATE (1-0)

(H: 1-0)

12/21/19	W	74-68	(h)
----------	---	-------	-----

WEBER STATE (1-0)

(N: 1-0)

11/28/03	W	82-60	(n)
----------	---	-------	-----

WEST VIRGINIA (12-3)

(H: 8-0; A: 3-3; N: 1-0)

2/28/04	W	82-74	(h)
2/15/03	L	100-84	(a)
1/8/02	L	57-52	(a)
12/4/01	W	69-53	(h)
2/7/01	W	84-68	(h)
2/15/00	W	77-55	(h)
2/5/00	W	70-50	(a)
2/27/99#	W	86-69	(n)
2/3/99	W	98-73	(h)
2/24/98	W	90-69	(a)
12/31/97	W	74-72	(h)
1/22/97	L	75-70	(a)
2/8/96	W	88-69	(a)
1/25/96	W	77-58	(h)
12/28/80	W	89-87	(h)

BIG EAST Tournament

WESTERN ILLINOIS (1-0)

(H: 1-0)

1/4/83	W	80-63	(h)
--------	---	-------	-----

WESTERN KENTUCKY (2-4)

(H: 2-2; A: 0-2)

1/21/01	L	82-75	(h)
1/11/00	L	75-68	(a)
1/7/99	L	75-61	(h)
3/20/93!	L	78-63	(a)
1/2/84	W	65-58	(h)
1/1/81	W	76-65	(h)

! NCAA Tournament

WESTERN MICHIGAN (2-0)

(H: 1-0; A: 1-0)

12/29/00	W	64-51	(h)
11/23/90	W	94-72	(a)

WILLIAM & MARY (1-0)

(H: 1-0)

12/28/02	W	85-57	(h)
----------	---	-------	-----

WISCONSIN (2-0)

(H: 2-0)

12/4/14	W	66-54	(h)
12/29/12	W	67-44	(h)

WRIGHT STATE (1-0)

(H: 1-0)

11/13/16	W	80-67	(h)
----------	---	-------	-----

YALE (2-0)

(H: 2-0)

11/25/13	W	91-67	(h)
12/28/01	W	75-46	(h)

HISTORY



HISTORY VS. CONFERENCES

Conference	W	L
America East!	13	3
American Athletic	2	1
Atlantic 10	15	6
Atlantic Coast&	142	156
Atlantic Sun*	59	11
Big 10	17	23
Big 12	7	11
Big East	152	113
Big Sky	4	2
Big South	5	0
Big West	3	0
Colonial Athletic	5	4
Conference USA	21	9
Horizon League	9	6
Independent	6	0
Ivy League	9	1
Metro Atlantic	10	5
Mid-American	10	3
Mid-Eastern	28	5
Missouri Valley	6	0
Mountain West	1	1
Northeast	8	0
Ohio Valley	11	1
Pac 12	5	10
Patriot League	3	0
Southeastern	25	49
Southern	4	0
Southland	10	5
Southwestern	16	4
Summit League^	12	1
Sun Belt	21	16
Western Athletic	2	3
West Coast#	6	2

* - includes records from NSWAC/TAAC
^ - includes records from Mid-Continent/
North Star
! - includes records from ECAC/NAC
- includes records from WCAC
& - includes ACCT and conference games

La Salle	1	0
Massachusetts	2	0
Rhode Island	0	2
Richmond	2	1
Rutgers	2	2
St. Bonaventure	1	0
St. Joseph's	1	0
Temple	3	1
West Virginia	1	0

Atlantic Coast	142	156
Boston College	13	10
Clemson	13	8
Duke	4	15
Florida State	9	30
Georgia Tech	17	15
Louisville	1	5
Maryland	7	10
NC State	11	12
North Carolina	12	14
Notre Dame	2	7
Pittsburgh	7	1
Syracuse	4	4
Virginia	11	11
Virginia Tech	17	5
Wake Forest	14	9

Atlantic Sun	59	11
FGCU	3	0
FIU	11	5
Florida A&M	6	2
Florida Atlantic	9	0
Gardner-Webb	1	0
Georgia Southern	2	0
Georgia State	2	0
Jacksonville	1	1
Kennesaw State	1	0
Lipscomb	1	0
Mercer	4	2
North Florida	5	0
Stetson	7	1
UCF	6	0

Big 10	17	23
Illinois	1	2
Indiana	2	2
Iowa	0	4
Maryland	0	1
Michigan	2	2
Michigan State	3	2
Minnesota	1	3
Nebraska	1	0
Northwestern	1	1
Ohio State	1	2
Penn State	1	0
Purdue	2	4
Wisconsin	2	0

Big 12	7	11
Baylor	0	1
Iowa State	0	1
Kansas	0	1
Missouri	1	0
Nebraska	0	3

Oklahoma	2	2
Oklahoma State	1	1
Texas	1	1
Texas A&M	1	0
Texas Tech	1	1

Big East	152	113
Boston College	15	8
Connecticut	5	18
DePaul	0	1
Georgetown	16	9
Marquette	1	0
Notre Dame	2	12
Pittsburgh	16	8
Providence	18	6
Rutgers	6	11
Seton Hall	13	9
St. John's	19	7
Syracuse	17	6
USF	1	0
Villanova	9	13
Virginia	1	0
Virginia Tech	2	2
West Virginia	11	3

Big Sky	4	2
Idaho	0	1
Idaho State	1	0
Montana	1	1
Sacramento State	1	0
Weber State	1	0

Big South	5	0
Charleston Southern	1	0
Gardner-Webb	1	0
Radford	2	0
UNC Asheville	1	0

Big West	3	0
Long Beach State	1	0
UC Riverside	2	0

Colonial Athletic	5	4
East Carolina	1	1
George Mason	0	2
Georgia State	1	0
James Madison	1	0
Old Dominion	0	1
VCU	1	0
William & Mary	1	0

Conference USA	21	9
Alabama-Birmingham	2	0
Charlotte	2	0
FIU	4	0
Houston	1	4
Middle Tennessee	0	2
Old Dominion	2	0
TCU	1	0
Tulane	0	2
UCF	3	0
USF	6	1

NCAA DIVISION I

Conference	W	L
America East	13	3
Albany	1	0
Binghamton	3	0
Boston University	1	0
Hartford	2	1
Maine	3	2
New Hampshire	1	0
UMass-Lowell	1	0
Vermont	1	0
American Athletic	2	1
Temple	1	0
Tulane	0	1
Tulsa	1	0
Atlantic 10	15	6
Fordham	1	0
George Washington	1	9

Baylor	0	1
Iowa State	0	1
Kansas	0	1
Missouri	1	0
Nebraska	0	3

HISTORY VS. CONFERENCES

Horizon League	9	6
Butler	1	1
Detroit	0	1
Evansville	1	0
Green Bay	0	2
IUPUI	1	0
Milwaukee	3	0
Notre Dame	0	2
Oakland	2	0
Wright State	1	0

Ivy League	9	1
Brown	2	0
Cornell	2	0
Dartmouth	2	0
Harvard	1	0
Penn	0	1
Yale	2	0

Metro Atlantic	10	5
Fairfield	3	3
Fordham	1	0
Holy Cross	1	0
Iona	1	0
Manhattan	1	0
Niagara	1	0
Quinnipiac	0	2
Siena	1	0
St. Peter's	1	0

Mid-American	10	3
Central Michigan	0	1
Eastern Michigan	1	0
Miami (OH)	3	0
Northern Illinois	1	1
Toledo	3	1
Western Michigan	2	0

Mid-Eastern	28	5
Bethune-Cookman	7	1
Coppin State	7	0
Delaware State	1	0
Florida A&M	6	4
Hampton	1	0
Howard	1	0
UMES	1	0
Morgan State	1	0
Norfolk State	1	0
North Carolina A&T	1	0

Missouri Valley	6	0
Bradley	2	0
Illinois State	2	0
Loyola Chicago	2	0

Mountain West	1	1
New Mexico	1	1

Northeast	8	0
Central Conn. State	1	0
Fairleigh Dickinson	1	0
LIU-Brooklyn	1	0
Monmouth	1	0
Quinnipiac	2	0

Robert Morris	1	0
St. Francis Brooklyn	1	0

Ohio Valley	11	1
Austin Peay	2	0
Eastern Kentucky	2	1
Middle Tennessee	1	0
Morehead State	1	0
Murray State	2	0
Samford	1	0
SIU-Edwardsville	2	0

Pac 12	4	6
Arizona State	0	3
California	0	1
Colorado	1	1
Oregon State	0	1
UCLA	1	0
Washington	1	0
Washington State	1	0

Patriot	3	0
Bucknell	1	0
Holy Cross	1	0
Lehigh	1	0

Southeastern	25	49
Alabama	1	2
Auburn	0	8
Florida	14	20
Georgia	0	2
Kentucky	2	6
LSU	1	3
Mississippi	4	3
Mississippi State	0	1
Missouri	1	0
South Carolina	0	1
Tennessee	0	2
Vanderbilt	2	1

Southern	4	0
Appalachian State	1	0
Davidson	1	0
Furman	1	0
UNC Greensboro	1	0

Southland	10	5
Central Arkansas	1	0
Lamar	2	1
Louisiana Tech	0	2
NE Louisiana (ULM)	0	1
New Orleans	2	0
Nicholls State	1	0
Northwestern State	1	0
Stephen F. Austin	1	1
SW Louisiana (Lafayette)	1	0
Texas State	1	0

Southwestern	16	4
Alabama State	1	0
Alcorn State	2	0
Grambling State	3	2
Jackson State	2	1
Prairie View A&M	1	0

Southern	4	1
Texas Southern	3	0

Summit League	12	1
Cleveland State	3	0
Dayton	1	0
Illinois Chicago	1	0
IUPUI	1	0
Notre Dame	1	0
Oakland	1	0
Oral Roberts	1	0
South Dakota State	0	1
SW Missouri State	1	0
Valparaiso	1	0
Western Illinois	1	0

Sun Belt	21	16
Charlotte	0	1
FIU	6	6
Florida Atlantic	3	0
Louisiana-Monroe	1	0
Old Dominion	0	2
South Alabama	0	1
USF	10	2
Western Kentucky	1	4

Western Athletic	2	3
BYU	1	1
Rice	0	1
San Diego State	1	0
SMU	0	1

West Coast	6	2
Gonzaga	1	1
Loyola Marymount	1	0
Pepperdine	1	0
Saint Mary's	0	1
San Francisco	1	0
Santa Clara	2	0

NCAA DIVISION II, NAIA and Discontinued Leagues

Totals	157	110
--------	-----	-----

NOTE: records against teams are determined by what conference the team was in at the time of the game



ACC/BIG TEN CHALLENGE HISTORY

ACC/BIG TEN CHALLENGE RESULTS (6-5)

Date	UM Rank	Opponent	Location	Result
11/19/07	-	Michigan	Coral Gables, Fla.	L, 65-50
12/5/08	-	Indiana	Coral Gables, Fla.	L, 69-54
12/1/11	-	at Michigan State	East Lansing, Mich.	W, 76-60
11/29/12	-	#6/7 Penn State	Coral Gables, Fla.	W, 69-65
12/5/13	-	at Minnesota	Minneapolis, Minn.	L, 74-67
12/4/14	-	Wisconsin	Coral Gables, Fla.	W, 66-54
12/2/15	-	Illinois	Coral Gables, Fla.	W, 73-64
12/1/16	#18/16	at #9/10 Ohio State	Columbus, Ohio	(OT) W, 94-89
11/30/17	-	Michigan State	Coral Gables, Fla.	W, 67-57
11/29/18	#21/20	at Purdue	West Lafayette, Ind.	L, 74-63
12/4/19	#21/22	#14/16 Indiana	Coral Gables, Fla.	L, 58-45

ACC/BIG TEN CHALLENGE RECORDS

Overall 6-5

Site

Home 4-3

Away 2-2

Month

November 2-2

December 4-3

Day

Monday 0-1

Wednesday 1-1

Thursday 5-2

Friday 0-1

Overtime 1-0

ACC IN THE CHALLENGE

Overall Record 94-70

Series Record 9-1-3

2007: ACC 8, Big Ten 3

2008: ACC 7, Big Ten 4

2009: ACC 7, Big Ten 4

2010: ACC 6, Big Ten 5

2011: ACC 6, Big Ten 6

2012: ACC 7, Big Ten 5

2013: ACC 7, Big Ten 5

2014: ACC 7, Big Ten 7

2015: ACC 7, Big Ten 7

2016: ACC 9, Big Ten 5

2017: ACC 10, Big Ten 4

2018: ACC 8, Big Ten 6

2019: Big Ten 9, ACC 5

ACC TOURNAMENT HISTORY

ACC TOURNAMENT RESULTS (9-16)

2004-05	(No. 9 Seed)					
3/4/05	vs. No. 8 Georgia Tech	First Round	W	60-58		Greensboro, N.C.
3/5/05	vs. No. 1 North Carolina	Quarterfinals	L	64-57		Greensboro, N.C.
2005-06	(No. 6 seed)					
3/2/06	vs. No. 11 Georgia Tech	First Round	L	79-62		Greensboro, N.C.
2006-07	(No. 11 seed)					
3/1/07	vs. No. 6 Georgia Tech	First Round	L	66-52		Greensboro, N.C.
2007-08	(No. 12 seed)					
3/6/08	vs. No. 5 Georgia Tech	First Round	L	76-49		Greensboro, N.C.
2008-09	(No. 10 seed)					
3/5/09	vs. No. 7 Boston College	First Round	L	76-59		Greensboro, N.C.
2009-10	(No. 12 seed)					
3/4/10	vs. No. 7 Wake Forest	First Round	L	61-60 (OT)		Greensboro, N.C.
2010-11	(No. 2 seed)					
3/4/11	vs. No. 10 NC State	Quarterfinals	W	93-85		Greensboro, N.C.
3/5/11	vs. No. 6 North Carolina	Semifinals	L	83-57		Greensboro, N.C.
2011-12	(No. 2 seed)					
3/2/12	vs. No. 7 Wake Forest	Quarterfinals	L	81-74		Greensboro, N.C.
2012-13	(No. 5 seed)					
3/7/13	vs. No. 12 Virginia Tech	First Round	W	45-39		Greensboro, N.C.
3/8/13	vs. No. 4 Florida State	Quarterfinals	L	70-58		Greensboro, N.C.
2013-14	(No. 8 seed)					
3/6/14	vs. No. 9 Florida State	First Round	L	72-67 (OT)		Greensboro, N.C.
2014-15	(No. 8 seed)					
3/5/15	vs. No. 9 Virginia	First Round	W	62-52		Greensboro, N.C.
3/6/15	vs. No. 1 Notre Dame	Second Round	L	77-61		Greensboro, N.C.
2015-16	(No. 5 seed)					
3/3/16	vs. No. 12 Pittsburgh	First Round	W	77-55		Greensboro, N.C.
3/4/16	vs. No. 4 Florida State	Second Round	W	74-56		Greensboro, N.C.
3/5/16	vs. No. 1 Notre Dame	Quarterfinals	L	78-67		Greensboro, N.C.
2016-17	(No. 7 seed)					
3/2/17	vs. No. 10 Georgia Tech	Second Round	W	87-71		Conway, S.C.
3/3/17	vs. No. 2 Florida State	Quarterfinals	W	56-54		Conway, S.C.
3/4/17	vs. No. 3 Duke	Semifinals	L	57-52		Conway, S.C.
2017-18	(No. 6 seed)					
3/1/18	vs. No. 11 Wake Forest	Second Round	W	68-60		Greensboro, N.C.
3/2/18	vs. No. 3 Florida State	Quarterfinals	L	73-69		Greensboro, N.C.
2018-19	(No. 4 seed)					
3/8/19	vs. No. 5 Syracuse	Second Round	L	92-85		Greensboro, N.C.
2019-20	(No. 11 seed)					
3/4/20	vs. No. 14 Clemson	First Round	L	71-56		Greensboro, N.C.

ACC TOURNAMENT RECORD

9-16 overall record, 2 Semifinals appearances

Record by Round	Record by Seed				Record by Location	
First Round	4-7	Second	1-2	Eighth	1-2	
Second Round	3-2	Fourth	0-1	Ninth	1-1	Conway, S.C.
Quarterfinals	2-5	Fifth	3-2	Tenth	0-1	Greensboro, N.C.
Semifinals	0-2	Sixth	1-2	Eleventh	0-2	
Overall	9-16	Seventh	2-1	Twelfth	0-2	
				Overall	9-16	



BIG EAST TOURNAMENT HISTORY

BIG EAST TOURNAMENT RESULTS (14-11)

1991-92 (No. 1 seed) — Tournament Champions					
3/7/92	vs. No. 9 Seton Hall	Quarterfinals	W	76-62	Storrs, Conn.
3/8/92	vs. No. 4 Providence	Semifinals	W	82-70	Storrs, Conn.
3/9/92	vs. No. 2 Connecticut	Finals	W	56-47	Storrs, Conn.
1992-93 (No. 1 seed) — Tournament Champions					
3/6/93	vs. No. 8 St. John's	Quarterfinals	W	84-61	Providence, R.I.
3/7/93	vs. No. 5 Villanova	Semifinals	W	67-49	Providence, R.I.
3/8/93	vs. No. 7 Providence	Finals	W	76-55	Providence, R.I.
1993-94 (No. 6 seed)					
3/5/94	vs. No. 3 Pittsburgh	Quarterfinals	L	70-60	Storrs, Conn.
1994-95 (No. 6 seed)					
3/4/95	vs. No. 3 Seton Hall	Quarterfinals	L	52-49	South Orange, N.J.
1995-96 (No. 4 seed)					
3/1/97	vs. No. 13 Pittsburgh	First Round	L	52-49	Storrs, Conn.
1996-97 (No. 4 seed)					
3/1/97	vs. No. 13 Pittsburgh	First Round	W	64-50	Storrs, Conn.
3/2/97	vs. No. 5 Boston College	Quarterfinals	W	63-48	Storrs, Conn.
3/3/97	vs. No. 1 Connecticut	Semifinals	L	98-71	Storrs, Conn.
1997-98 (No. 3 seed)					
3/1/98	vs. No. 11 Georgetown	Quarterfinals	W	81-66	Piscataway, N.J.
3/2/98	vs. No. 2 Rutgers	Semifinals	L	79-53	Piscataway, N.J.
1998-99 (No. 7 seed)					
2/27/99	vs. No. 10 West Virginia	First Round	W	86-69	Piscataway, N.J.
2/28/99	vs. No. 2 Rutgers	Quarterfinals	L	79-53	Piscataway, N.J.
1999-00 (No. 7 seed)					
3/4/00	vs. No. 10 Seton Hall	First Round	W	69-42	Storrs, Conn.
3/5/00	vs. No. 2 Notre Dame	Quarterfinals	L	67-52	Storrs, Conn.
2000-01 (No. 10 seed)					
3/3/01	vs. No. 7 Boston College	First Round	L	62-49	Storrs, Conn.
2001-02 (No. 5 seed)					
3/2/02	vs. No. 12 Georgetown	First Round	W	69-52	Piscataway, N.J.
3/3/02	vs. No. 4 Villanova	Quarterfinals	L	68-49	Piscataway, N.J.
2002-03 (No. 7 seed)					
3/8/03	vs. No. 10 Syracuse	First Round	W	77-64	Piscataway, N.J.
3/9/03	at No. 2 Rutgers	Quarterfinals	W	77-74	Piscataway, N.J.
3/10/03	vs. No. 3 Villanova	Semifinals	L	65-59	Piscataway, N.J.
2003-04 (No. 4 seed)					
3/7/04	vs. No. 5 Boston College	Quarterfinals	L	65-53	Hartford, Conn.

BIG EAST TOURNAMENT RECORD

14-11 overall record, 2 Championships

Record by Round

First Round	5-2
Quarterfinals	5-6
Semifinals	2-3
Finals	2-0
Overall	14-11

Record by Seed

First	6-0
Third	1-1
Fourth	2-3
Fifth	1-1
Sixth	0-2
Seventh	4-3
Tenth	0-1
Overall	14-11

Record by Location

Hartford, Conn.	0-1
Piscataway, N.J.	5-4
Providence, R.I.	3-0
South Orange, N.J.	0-1
Storrs, Conn.	6-5
Overall	14-11



NCAA TOURNAMENT HISTORY

NCAA TOURNAMENT RESULTS (7-14)

1988-89	(No. 8 seed — Midwest Region)					
3/15/89	at No. 9 Oklahoma State	First Round	L	93-69		Stillwater, Okla.
1991-92	(No. 2 seed — East Region)					
3/21/92	No. 7 North Carolina	Second Round	W	86-72		Coral Gables, Fla.
3/26/92	vs. No. 3 Vanderbilt	Sweet Sixteen	L	77-67		Charlottesville, Va.
1992-93	(No. 5 seed — East Region)					
3/17/93	No. 12 St. Peter's	First Round	W	61-44		Coral Gables, Fla.
3/20/93	at No. 4 Western Kentucky	Second Round	L	73-63		Bowling Green, Ky.
1997-98	(No. 11 seed — Midwest Region)					
3/14/98	vs. No. 6 Clemson	First Round	L	60-49		Ruston, La.
2002-03	(No. 11 seed — Midwest Region)					
3/22/03	at No. 6 New Mexico	First Round	L	91-85 (OT)		Albuquerque, N.M.
2003-04	(No. 5 seed — West Region)					
3/21/04	vs. No. 12 Maryland	First Round	L	86-85		Baton Rouge, La.
2010-11	(No. 3 seed — Dayton Region)					
3/20/11	vs. No. 14 Gardner-Webb	First Round	W	80-62		Charlottesville, Va.
3/22/11	vs. No. 6 Oklahoma	Second Round	L	88-83		Charlottesville, Va.
2011-12	(No. 3 seed — Kingston Region)					
3/17/12	vs. No. 14 Idaho State	First Round	W	70-41		Spokane, Wash.
3/19/12	at No. 11 Gonzaga	Second Round	L	65-54		Spokane, Wash.
2012-13	(No. 8 seed — Norfolk Region)					
3/24/13	at No. 9 Iowa	First Round	L	69-53		Iowa City, Iowa
2014-15	(No. 11 seed — Oklahoma City Region)					
3/22/15	vs. No. 6 Washington	First Round	W	86-80		Iowa City, Iowa
3/24/15	at No. 3 Iowa	Second Round	L	88-70		Iowa City, Iowa
2015-16	(No. 5 seed — Lexington Region)					
3/19/16	vs. No. 12 South Dakota State	First Round	L	74-71		Stanford, Calif.
2016-17	(No. 4 seed — Stockton Region)					
3/18/17	vs. No. 13 FGCU	First Round	W	62-60		Coral Gables, Fla.
3/20/17	vs. No. 12 Quinnipiac	Second Round	L	85-78		Coral Gables, Fla.
2017-18	(No. 8 seed — Albany Region)					
3/17/18	vs. No. 9 Quinnipiac	First Round	L	82-76		Storrs, Conn.
2018-19	(No. 4 seed — Portland Region)					
3/22/19	vs. No. 13 FGCU	First Round	W	69-62		Coral Gables, Fla.
3/24/19	vs. No. 5 Arizona State	Second Round	L	55-57		Coral Gables, Fla.

NCAA TOURNAMENT RECORD

14 NCAA appearances, 7-14 overall record, 1 Sweet Sixteen

<i>Record by Round</i>		<i>Record by Seed</i>		<i>Record by Location</i>		<i>Record by Location (cont.)</i>	
First Round	6-7	Second	1-1	Albuquerque, N.M.	0-1	Ruston, La.	0-1
Second Round	1-6	Third	2-2	Baton Rouge, La.	0-1	Spokane, Wash.	1-1
Sweet Sixteen	0-1	Fourth	2-2	Bowling Green, Ky.	0-1	Stanford, Calif.	0-1
Overall	7-14	Fifth	1-3	Charlottesville, Va.	1-2	Stillwater, Ok.	0-1
		Eighth	0-3	Coral Gables, Fla.	4-2	Storrs, Conn.	0-1
		Eleventh	1-3	Iowa City, Iowa	1-2	Overall	7-14
		Overall	7-14				

HISTORY



WNIT & AIAW HISTORY

WNIT RESULTS (8-7)

1989-90*

3/22/90	vs. Illinois State	First Round	W	85-83	Amarillo, Texas
3/23/90	vs. Kentucky	Second Round	L	80-68	Amarillo, Texas
3/24/90	vs. Charlotte	Quarterfinals	L	82-80	Amarillo, Texas

1998-99

3/12/99	at Rice	First Round	L	65-58	Houston, Texas
---------	---------	-------------	---	-------	----------------

2001-02

3/13/02	at Georgia Tech	First Round	W	73-64	Atlanta, Ga.
3/16/02	at Houston	Second Round	L	83-76	Houston, Texas

2005-06

3/18/06	FIU	First Round	W	95-83	Coral Gables, Fla.
3/22/06	at Virginia	Second Round	L	82-73	Charlottesville, Va.

2009-10

3/18/10	FGCU	First Round	W	70-57	Coral Gables, Fla.
3/21/10	Florida	Second Round	W	77-64	Coral Gables, Fla.
3/25/10	North Carolina A&T	Third Round	W	84-77	Coral Gables, Fla.
3/28/10	at Providence	Quarterfinals	W	73-65	Providence, R.I.
3/31/10	at Michigan	Semifinals	W	76-59	Ann Arbor, Mich.
4/3/10	at California	Finals	L	73-61	Berkeley, Calif.

2013-14

3/20/14	Stetson	First Round	L	70-63	Coral Gables, Fla.
---------	---------	-------------	---	-------	--------------------

* Then called the National Women's Invitational Tournament

WNIT TOURNAMENT RECORD

6 NCAA appearances, 8-7 overall record, 1 Finals

Record by Round

First Round	4-2
Second Round	1-3
Third Round	1-0
Quarterfinals	1-1
Semifinals	1-0
Finals	0-1
Overall	8-7

Record by Location

Ann Arbor, Mich.	1-0
Amarillo, Texas	1-2
Atlanta, Ga.	1-0
Berkeley, Calif.	0-1
Charlottesville, Va.	0-1
Coral Gables, Fla.	4-1
Houston, Texas	0-2
Providence, R.I.	1-0
Overall	8-7

AIAW TOURNAMENT RESULTS (0-2)

1980-81

3/5/81	at Southern Miss	L	80-75	Hattiesburg, Miss.
--------	------------------	---	-------	--------------------

1981-82

3/7/82	vs. Delta State	L	81-66	Tallahassee, Fla.
--------	-----------------	---	-------	-------------------

NWSAC TOURNAMENT RESULTS (3-0)

1990-91 Tournament champions

3/7/91	vs. Stetson	W	98-77	Tallahassee, Fla.
3/8/91	vs. FIU	W	75-55	Tallahassee, Fla.
3/9/91	vs. Florida A&M	W	73-44	Tallahassee, Fla.

HISTORY

NCAA TOURNAMENT TEAMS

1988-89 Record: 21-8 (11-1 H, 7-7 A, 3-0 N)

Head Coach: Ferne Labati

Assistant Coaches: Robin Harmony, Carlos Aldave

3	Lisa Jones	F	5-9	JR	Miami, Fla. (Florida JC)
12	Elaine Harlow	G	5-5	JR	Cocoa Beach, Fla. (Cocoa Beach)
15	Julie Feicht	G	5-7	FR	East Liverpool, Ohio (Wellsville)
22	Merren Armour	G	5-9	FR	Annnville, Pa. (Annnville)
23	Tanya Wood	F	5-9	SO	Jersey City, N.J. (St. Peter's College)
24	Frances Savage	F	5-9	SO	Ft. Lauderdale, Fla. (Piper)
25	Melissa Edwards	C	6-0	JR	Morrow, Ga. (Morrow)
33	Vicki Bowers	F	5-10	FR	Nevada, Ohio (Upper Sandusky)
34	Chountelle Bullock	F	5-10	JR	Bradenton, Fla. (USF)
41	Sherri Eyer	F	5-10	FR	Hershey, Penn. (Hershey)
42	Jeannie Hebert	G	5-8	FR	North Pole, Alaska (Monroe Catholic)
43	Nanci Clayton	C	6-0	JR	Los Angeles, Calif. (Locke)

1991-92 Record: 30-2 (17-0 H, 11-1 A, 2-1 N)

BIG EAST: 18-0 (Regular Season & Tournament Champions)

Head Coach: Ferne Labati

Assistant Coaches: Robin Harmony, Dan Olson, Toni Smiley

14	Mary Tantillo	G	5-5	SO	North Beach, N.J. (Southern Regional)
15	Dellareese Wilson	G	5-9	JR	Miami, Fla. (Norland)
20	Tanya Young	F	5-11	FR	Miami, Fla. (South Miami)
22	Merren Armour	G	5-9	SR	Canberra, Australia (Annnville, Pa.)
23	Ronnie McGarry	F	5-11	SO	W. Swanzey, N.H. (Monadnock Regional)
24	Frances Savage	F	5-9	SR	Ft. Lauderdale, Fla. (Piper)
25	Vicki Plowden	C	6-0	JR	Miami, Fla. (South Miami)
33	Vicki Bowers	F	5-10	SR	Nevada, Ohio (Upper Sandusky)
40	Carla Harris	G	5-9	JR	Miami, Fla. (Norland)
41	Sherri Eyer	F	5-10	SR	Hershey, Pa. (Hershey)
42	Jeannie Hebert	G	5-8	SR	North Pole, Alaska (Monroe Catholic)
43	Galia Maik	F	6-0	SO	Petah-Tikva, Israel (Tel Aviv University)
44	Cami Young	F	6-0	JR	Orlando, Fla. (Valencia CC)

1992-93 Record: 24-7 (13-3 H, 8-4 A, 2-0 N)

BIG EAST: 15-3 (Co-Regular Season & Tournament Champions)

Head Coach: Ferne Labati

Assistant Coaches: Robin Harmony, Toni Smiley

Grad. Asst: Jeannie Hebert

3	Nicki Mitchell	G	5-6	JR	St. Petersburg, Fla. (Miami-Dade CC South)
12	Holly Rilinger	G	5-4	FR	Waynesboro, Va. (Waynesboro)
14	Mary Tantillo	G	5-6	SR	North Beach, N.J. (Southern Regional)
15	Dellareese Wilson	G	5-9	SR	Miami, Fla. (Norland)
20	Tanya Young	F	5-11	SO	Miami, Fla. (South Miami)
21	Desma Thomas	F	5-11	FR	Miami, Fla. (American)
22	Christine Olson	C	6-4	FR	Seminole, Fla. (Seminole)
23	Ronnie McGarry	F	5-11	JR	W. Swanzey, N.H. (Monadnock Regional)
25	Vicki Plowden	C	6-0	SR	Miami, Fla. (South Miami)
30	Nina Wagner	G	5-5	SO	Horsham, Pa. (Archbishop Wood)
32	Veronica Watson	C	6-3	FR	Pigeon Forge, Tenn. (Sevier County)
33	Mionsha Jones	F	5-11	FR	Miami, Fla. (American)
41	Carla Harris	G	5-9	SR	Miami, Fla. (Norland)
43	Galia Maik	F	6-0	JR	Petah-Tikva, Israel (Tel Aviv University)
44	Cami Young	F	6-0	JR	Orlando, Fla. (Valencia CC)



NCAA TOURNAMENT TEAMS

1997-98 Record: 19-10 (12-1 H, 5-8 A, 2-1 N)

BIG EAST: 13-5

Head Coach: Ferne Labati

Associate Head Coach: Robin Harmony

Assistant Coaches: Toni Smiley, Nina Wagner

3	McChelle Murray	G	5-11	SR	Hollywood, Fla. (Norland)
10	Octavia Blue	F	6-1	SR	Deerfield Beach, Fla. (Davie Nova)
13	Gina Graziani	G	5-8	SO	Pembroke Pines, Fla. (Cooper City)
14	Tessa Iacoboni	G	5-5	SR	Hollidaysburg, Pa. (Hollidaysburg Senior)
20	Shannon Drury	G	5-8	SO	Virginia Beach, Va. (Frank W. Cox)
23	Kym Hope	F/C	6-2	JR	Hollywood, Fla. (McArthur)
24	Dona Nando	G	5-6	FR	Flushing, N.Y. (Cardozo)
31	Cassandra Wimes	G	5-10	JR	Miami, Fla. (Central)
34	Beth Barnhart	G	5-9	JR	Hodgen, Okla. (Moss School)
41	Camilla Östh	F/C	6-2	FR	Sodertalje, Sweden (Sodertalje BBK)
42	Jennifer Jordan	C	6-0	JR	Miami, Fla. (Norland)
53	Saritta Hines	F	5-11	FR	Detroit, Mich. (Martin Luther King)

2002-03 Record: 18-11 (11-4 H, 5-7 A, 2-2 N)

BIG EAST: 8-8

Head Coach: Ferne Labati

Associate Head Coach: Robin Harmony

Assistant Coaches: Geneva Morgan, Nina Wagner

1	Tatjana Marincic	G/F	6-2	FR	Mississauga, Ontario (T.L. Kennedy)
2	Tamara James	G/F	5-9	FR	Dania, Fla. (South Broward)
3	Melissa Knight	F	5-11	SO	Philadelphia, Pa. (William Penn Charter)
10	Yalonda McCormick	G	5-8	SO	Miami, Fla. (Monsignor Pace)
15	Vera Arsova	F	6-1	JR	STIP, Macedonia (Slavco Stojmnski)
22	Fallon Phanord	G	5-9	SO	Miami, Fla. (Dr. Michael M. Krop)
23	Shaquana Wilkins	F	6-2	JR	Plymouth, Fla. (Winter Park)
25	Meghan Saake	G	5-10	SR	Wellington, Fla. (Wellington)
30	Hutashi Wilson	G	5-6	JR	Toronto, Canada (Michael Power)
34	Alicia Hartlaub	F	6-2	SR	Schaefferstown, Pa. (Elco)
40	Katie Hayek	G	5-9	FR	Lancaster, Pa. (Lancaster Catholic)
53	Chanivia Broussard	F	6-0	JR	Miami, Fla. (Northwestern)

2003-04 Record: 22-7 (12-2 H, 7-3 A, 3-2 N)

BIG EAST: 11-5

Head Coach: Ferne Labati

Associate Head Coach: Robin Harmony

Assistant Coaches: Meghan Burke, Jackie Moore

00	Amy Audibert	F/C	6-3	FR	Niagara Falls, Ontario (A.N. Myer)
1	Tatjana Marincic	G/F	6-2	SO	Mississauga, Ontario (T.L. Kennedy)
2	Tamara James	G/F	5-9	SO	Dania, Fla. (South Broward)
3	Melissa Knight	F	5-11	JR	Philadelphia, Pa. (William Penn Charter)
5	Imani Dhahabu	F/C	6-1	FR	Vallejo, Calif. (Salesian)
10	Yalonda McCormick	G	5-8	JR	Miami, Fla. (Monsignor Pace)
15	Vera Arsova	F	6-1	SR	STIP, Macedonia (Slavco Stojmnski)
21	Sandra Jansson	G	5-6	FR	Sodertalje, Sweden (Vastergards)
22	Fallon Phanord	G	5-9	JR	Miami, Fla. (Dr. Michael M. Krop)
23	Shaquana Wilkins	F	6-2	SR	Plymouth, Fla. (Winter Park)
30	Hutashi Wilson	G	5-6	SR	Toronto, Canada (Michael Power)
40	Katie Hayek	G	5-9	SO	Lancaster, Pa. (Lancaster Catholic)
53	Chanivia Broussard	F	6-0	SR	Miami, Fla. (Northwestern)

HISTORY

NCAA TOURNAMENT TEAMS

2010-11 Record: 28-5 (20-0 H, 6-3 A, 2-2 N)

ACC: 12-2 (Regular Season Co-Champions)

Head Coach: Katie Meier

Assistant Coaches: Darrick Gibbs, Carolyn Kieger, Vernetta Skeete

1	Riquna Williams	G	5-6	JR	Pahokee, Fla. (Pahokee)
3	Stefanie Yderstrom	G	5-8	SO	Ostertalje, Sweden (Igelstaviken)
12	Krystal Saunders	G	5-8	FR	West Park, Fla. (South Broward)
21	Stephanie Gardner	G	5-7	FR	Glassboro, N.J. (Glassboro)
23	Shanel Williams	G	5-8	SO	Chesapeake, Va. (Indian River)
32	Morgan Stroman	F	6-1	SO	Hopkins, S.C. (Lower Richland)
34	Sylvia Bullock	F	6-2	JR	Anchorage, Alaska (South Anchorage)
42	Shenise Johnson	G	5-11	JR	Henrietta, N.Y. (Rush-Henrietta)
50	Maria Brown	F	6-1	FR	Monroe, La. (Ouchita Parish)
54	Selina Archer	C	6-4	FR	Clermont, Fla. (East Ridge)

2011-12 Record: 26-6 (16-0 H, 9-5 A, 1-1 N)

ACC: 14-2

Head Coach: Katie Meier

Assistant Coaches: Darrick Gibbs, Carolyn Kieger, Vernetta Skeete

1	Riquna Williams	G	5-6	SR	Pahokee, Fla. (Pahokee)
3	Stefanie Yderstrom	G	5-8	JR	Ostertalje, Sweden (Igelstaviken)
10	Michelle Woods	G	5-8	FR	Naples, Fla. (Community)
12	Krystal Saunders	G	5-8	SO	West Park, Fla. (South Broward)
15	Tyler Hobgood	F	6-1	FR	Oxford, N.C. (J.F. Webb)
23	Shanel Williams	G	5-8	JR	Chesapeake, Va. (Indian River)
24	Jessica Capers	F	6-2	JR	Gastonia, N.C. (Indian River CC)
32	Morgan Stroman	F	6-1	JR	Hopkins, S.C. (Lower Richland)
33	Suriya McGuire	G	5-11	FR	Minneapolis, Minn. (Roosevelt)
34	Sylvia Bullock	F	6-2	SR	Anchorage, Alaska (South Anchorage)
40	Shawnice Wilson	C	6-6	JR	Pittsburgh, Pa. (Pittsburgh)
42	Shenise Johnson	G	5-11	SR	Henrietta, N.Y. (Rush-Henrietta)
50	Maria Brown	F	6-1	SO	Monroe, La. (Ouchita Parish)
54	Selina Archer	C	6-4	SO	Clermont, Fla. (East Ridge)

2012-13 Record: 21-11 (15-3 H, 5-7 A, 1-1 N)

ACC: 11-7

Head Coach: Katie Meier

Assistant Coaches: Darrick Gibbs, Carolyn Kieger, Octavia Blue

1	Caprice Dennis	G	5-9	FR	Detroit, Mich. (Pershing)
3	Stefanie Yderstrom	G	5-8	SR	Ostertalje, Sweden (Igelstaviken)
10	Michelle Woods	G	5-8	SO	Naples, Fla. (Community)
12	Krystal Saunders	G	5-8	SO	West Park, Fla. (South Broward)
20	Keyona Hayes	F	6-1	FR	Marietta, Ga. (St. Francis)
21	Jassany Williams	F	6-2	JR	Davie, Fla. (Auburn)
32	Morgan Stroman	F	6-1	SR	Hopkins, S.C. (Lower Richland)
33	Suriya McGuire	G	5-11	SO	Minneapolis, Minn. (Roosevelt)
40	Shawnice Wilson	C	6-6	SR	Pittsburgh, Pa. (Pittsburgh)
50	Maria Brown	F	6-1	JR	Monroe, La. (Ouchita Parish)



NCAA TOURNAMENT TEAMS

2014-15 Record: 20-13 (15-3 H, 2-9 A, 3-1 N)

ACC: 8-8

Head Coach: Katie Meier

Assistant Coaches: Darrick Gibbs, Octavia Blue, Zach Kancher

0	Keyanna Harris	F	6-0	FR	Riveria Beach, Fla. (William T. Dwyer)
3	Jessica Thomas	G	5-6	SO	Gainesville, Fla. (Buchholz)
5	Nigia Greene	G	5-10	SO	Atlanta, Ga. (St. Francis)
10	Michelle Woods	G	5-8	R-JR	Naples, Fla. (Community)
14	Aisha Edwards	G	5-8	FR	Boca Raton, Fla. (West Boca Raton)
15	Necole Sterling	F	5-10	SR	Los Angeles, Calif. (Gulf Coast State College)
20	Keyona Hayes	F	6-1	JR	Marietta, Ga. (St. Francis)
21	Jassany Williams	F	6-2	R-SR	Davie, Fla. (Auburn)
23	Adrienne Motley	G	5-9	SO	Newport News, Va. (Woodside)
25	Khaila Prather	F	6-1	FR	Upper Marlboro, Md. (Riverdale Baptist)
30	Erykah Davenport	F	6-2	FR	Decatur, Ga. (Tucker)
33	Suriya McGuire	G	5-11	SR	Minneapolis, Minn. (Roosevelt)

2015-16 Record: 24-9 (13-3 H, 8-3 A, 3-3 N)

ACC: 10-6

Head Coach: Katie Meier

Assistant Coaches: Octavia Blue, Tia Jackson, Fitzroy Anthony

0	Keyanna Harris	F	6-0	SO	Riveria Beach, Fla. (William T. Dwyer)
1	Laura Cornelius	G	5-8	FR	Groningen, Netherlands (Caland Lyceum)
3	Jessica Thomas	G	5-6	JR	Gainesville, Fla. (Buchholz)
5	Nigia Greene	G	5-10	JR	Atlanta, Ga. (St. Francis)
10	Michelle Woods	G	5-8	R-SR	Naples, Fla. (Community)
20	Keyona Hayes	F	6-1	R-JR	Marietta, Ga. (St. Francis)
21	Emese Hof	F/C	6-3	FR	Utrecht, Netherlands (Caland Lyceum)
22	Zada Williams	F/C	6-2	FR	Babson Park, Fla. (Lake Wales)
23	Adrienne Motley	G	5-9	JR	Newport News, Va. (Woodside)
25	Khaila Prather	F	6-1	SO	Upper Marlboro, Md. (Riverdale Baptist)
30	Erykah Davenport	F/C	6-2	SO	Decatur, Ga. (Tucker)

2016-17 Record: 24-9 (14-2 H, 7-5 A, 3-2 N)

ACC: 10-6

Head Coach: Katie Meier

Assistant Coaches: Octavia Blue, Tia Jackson, Fitzroy Anthony

0	Keyanna Harris	F	6-0	JR	Riveria Beach, Fla. (William T. Dwyer)
1	Laura Cornelius	G	5-8	SO	Groningen, Netherlands (Caland Lyceum)
3	Jessica Thomas	G	5-6	SR	Gainesville, Fla. (Buchholz)
4	Shaneese Bailey	G/F	5-9	R-JR	Callahan, Fla. (Florida Atlantic)
5	Nigia Greene	G	5-10	SR	Atlanta, Ga. (St. Francis)
12	Sarah Mortensen	G/F	6-1	FR	Copenhagen, Denmark (Long Island Lutheran [N.Y.])
15	Neydja Petithomme	G	5-8	JR	Boca Raton, Fla. (Auburn)
20	Keyona Hayes	F	6-1	R-SR	Marietta, Ga. (St. Francis)
21	Emese Hof	F/C	6-3	SO	Utrecht, Netherlands (Caland Lyceum)
22	Zada Williams	F/C	6-2	SO	Babson Park, Fla. (Lake Wales)
23	Adrienne Motley	G	5-9	SR	Newport News, Va. (Woodside)
25	Khaila Prather	F	6-1	JR	Upper Marlboro, Md. (Riverdale Baptist)
30	Erykah Davenport	F/C	6-2	JR	Decatur, Ga. (Tucker)
51	Serena-Lynn Geldof	C	6-6	FR	Ostend, Belgium (KA Redingenhof Leuven)

NCAA TOURNAMENT TEAMS

2017-18 Record: 21-11 (13-5 H, 5-4 A, 3-2 N)

ACC: 10-6

Head Coach: Katie Meier

Assistant Coaches: Octavia Blue, Tia Jackson, Fitzroy Anthony

0	Keyanna Harris	F	6-0	SR	Riveria Beach, Fla. (William T. Dwyer)
1	Laura Cornelius	G	5-8	JR	Groningen, Netherlands (Caland Lyceum)
3	Endia Banks	G	5-9	FR	Duluth, Ga. (Duluth)
4	Shaneese Bailey	G/F	5-9	R-SR	Callahan, Fla. (Florida Atlantic)
5	Mykea Gray	G	5-4	FR	Upper Marlboro, Md. (National Christian Academy)
12	Sarah Mortensen	G/F	6-1	SO	Copenhagen, Denmark (Long Island Lutheran [N.Y.])
13	Taylor Mason	G	5-9	FR	Decatur, Ga. (Norcross)
15	Neydja Petithomme	G	5-8	SR	Boca Raton, Fla. (Auburn)
20	Kelsey Marshall	G	5-9	FR	Davie, Fla. (Miami Country Day School)
21	Emese Hof	F/C	6-3	JR	Utrecht, Netherlands (Caland Lyceum)
23	Rebecca Ripley	G/F	6-0	FR	Stratham, N.H. (New Hampton School)
25	Khaila Prather	F	6-1	SR	Upper Marlboro, Md. (Riverdale Baptist)
30	Erykah Davenport	F/C	6-2	SR	Decatur, Ga. (Tucker)
32	Beatrice Mompremier	F	6-4	JR	Miami, Fla. (Baylor)
51	Serena-Lynn Geldof	C	6-6	SO	Ostend, Belgium (KA Redingenhof Leuven)

2018-19 Record: 25-9 (17-3 H, 6-5 A, 2-1 N)

ACC: 12-4

Head Coach: Katie Meier

Assistant Coaches: Octavia Blue, Tia Jackson, Fitzroy Anthony

1	Laura Cornelius	G	5-8	JR	Groningen, Netherlands (Caland Lyceum)
3	Endia Banks	G	5-9	FR	Duluth, Ga. (Duluth)
5	Mykea Gray	G	5-4	FR	Upper Marlboro, Md. (National Christian Academy)
12	Sarah Mortensen	G/F	6-1	SO	Copenhagen, Denmark (Long Island Lutheran [N.Y.])
13	Taylor Mason	G	5-9	FR	Decatur, Ga. (Norcross)
15	Jamir Huston	F	6-0	FR	Cleveland, Ohio (John Hay)
20	Kelsey Marshall	G	5-9	FR	Davie, Fla. (Miami Country Day School)
21	Emese Hof	F/C	6-3	JR	Utrecht, Netherlands (Caland Lyceum)
23	Rebecca Ripley	G/F	6-0	FR	Stratham, N.H. (New Hampton School)
25	Khaila Prather	F	6-1	SR	Upper Marlboro, Md. (Riverdale Baptist)
32	Beatrice Mompremier	F	6-4	JR	Miami, Fla. (Baylor)
33	Destiny Harden	F	6-0	SO	Chicago, Ill. (West Virginia)



WNIT TEAMS

1989-90 Record: 25-6 (13-1 H, 8-1 A, 4-4 N)

Head Coach: Ferne Labati

Assistant Coaches: Robin Harmony, Tim Rapant, Toni Smiley

3	Lisa Jones	F	5-9	SR	Miami, Fla. (Florida JC)
12	Elaine Harlow	G	5-5	SR	Cocoa Beach, Fla. (Cocoa Beach)
14	Christi Johnson	G	5-5	SO	Chattanooga, Tenn. (Southridge [Fla.])
22	Merren Armour	G	5-9	SO	Annville, Pa. (Annville)
23	Tanya Wood	F	5-9	JR	Jersey City, N.J. (St. Peter's College)
24	Frances Savage	F	5-9	JR	Ft. Lauderdale, Fla. (Piper)
32	Margaret Farley	G/F	5-10	FR	Belle Glade, Fla. (Glades Central Community)
33	Vicki Bowers	F	5-10	SO	Nevada, Ohio (Upper Sandusky)
35	Belinda Kunczt	C	6-4	FR	Peru, Ind. (Maconaquah)
41	Sherri Eyer	F	5-10	SO	Hershey, Penn. (Hershey)
42	Jeannie Hebert	G	5-8	SO	North Pole, Alaska (Monroe Catholic)
43	Nanci Clayton	C	6-0	SR	Los Angeles, Calif. (Locke)

1998-99 Record: 15-14 (10-4 H, 4-10 A, 1-0 N)

BIG EAST: 9-9

Head Coach: Ferne Labati

Assistant Coaches: Robin Harmony, Dan Olson, Toni Smiley

4	Rachel Oates	G	5-4	SO	Plantation, Fla. (Dade Christian)
5	Sheila James	G	5-3	FR	Rubonia, Fla. (Palmetto)
10	Bianca Rosales	G	5-9	SO	Miami, Fla. (Holy Cross)
13	Gina Graziani	G	5-8	JR	Pembroke Pines, Fla. (Cooper City)
20	Shannon Drury	G	5-8	JR	Virginia Beach, Va. (Frank W. Cox)
23	Kym Hope	F/C	6-2	SR	Hollywood, Fla. (McArthur)
24	Dona Nando	G	5-6	SO	Flushing, N.Y. (Cardozo)
30	Toni Williams	F/C	6-4	FR	LaBelle, Fla. (LaBelle)
31	Cassandra Wimes	G	5-10	SR	Miami, Fla. (Central)
33	Kathryn Fowler	F	6-0	FR	New York, N.Y. (Christ the King)
34	Beth Barnhart	G	5-9	SR	Hodgson, Okla. (Moss School)
41	Camilla Östh	F/C	6-2	SO	Sodertalje, Sweden (Sodertalje BBK)
42	Jennifer Jordan	C	6-0	SR	Miami, Fla. (Norland)
45	Martha Bodley	C	6-3	FR	St. Croix, U.S.V.I. (St. Croix Educational)
52	Christal White	F	5-11	FR	Pittsburgh, Pa. (Mt. Alvernia)

2001-02 Record: 19-12 (12-3 H, 5-8 A, 2-1 N)

BIG EAST: 10-6

Head Coach: Ferne Labati

Associate Head Coach: Robin Harmony

Assistant Coaches: Geneva Morgan, Nina Wagner

3	Melissa Knight	F	5-11	FR	Philadelphia, Pa. (William Penn Charter)
5	Sheila James	G	5-5	SR	Orlando, Fla. (Palmetto)
10	Yalonda McCormick	G	5-8	FR	Miami, Fla. (Monsignor Pace)
14	Yolanda Whigham	G	5-8	FR	Plant City, Fla. (Plant City)
15	Vera Arsova	F	6-1	FR	STIP, Macedonia (Slavco Stojemski)
21	Amanda Papuga	G	5-10	JR	Oak Brook, Ill. (Lyons Township)
22	Fallon Phanord	G	5-9	FR	Miami, Fla. (Dr. Michael M. Krop)
23	Shaquana Wilkins	F	6-2	SO	Plymouth, Fla. (Winter Park)
25	Meghan Saake	G	5-10	JR	Wellington, Fla. (Wellington)
30	Hutashi Wilson	G	5-6	SO	Toronto, Canada (Michael Power)
33	Kathryn Fowler	F	6-0	SR	New York, N.Y. (Christ the King)
34	Alicia Hartlaub	F	6-2	JR	Schaefferstown, Pa. (Elco)
45	Martha Bodley	C	6-3	SR	St. Croix, U.S.V.I. (St. Croix Educational)
53	Chanivia Broussard	F	6-0	SO	Miami, Fla. (Northwestern)

HISTORY

WNIT TEAMS

2005-06 Record: 17-13 (13-5 H, 4-6 A, 0-2 N)

ACC: 6-8

Head Coach: Katie Meier

Assistant Coaches: Darrick Gibbs, Angie Hembree, Tombi Bell

00	Amy Audibert	F/C	6-3	JR	Niagara Falls, Ont., Canada (A.N. Myer)
1	Tatjana Marincic	G/F	6-1	SR	Mississauga, Ont., Canada (T.L. Kennedy)
2	Tamara James	G/F	5-9	SR	Dania, Fla. (South Broward)
3	Melissa Knight	F	5-11	SR	Philadelphia, Pa. (William Penn Charter)
4	Lamese James	G/F	6-0	SO	Hollywood, Fla. (South Broward)
5	Imani Dhahabu	F/C	6-1	JR	Vallejo, Calif. (Salesian)
20	Albrey Grimsley	G	5-9	SO	Fort Pierce, Fla. (Centennial)
21	Renee Taylor	G	5-2	JR	Harlem, N.Y. (Monroe CC)
23	LaToya Cunningham	G	5-6	FR	Vallejo, Calif. (La Jolla Country Day)
30	Selena Eskinazi-Budge	G	5-9	SO	Beachwood, Ohio (Beachwood)
32	Brittany Denson	C	6-3	FR	Winter Haven, Fla. (Winter Haven)
33	Marianne Curtis	G	5-8	SO	Miami, Fla. (Palmetto)
40	Katie Hayek	G	5-9	SR	Lancaster, Pa. (Lancaster Catholic)

2009-10 Record: 22-14 (13-6 H, 9-7 A, 0-1 N)

ACC: 4-10

Head Coach: Katie Meier

Assistant Coaches: Darrick Gibbs, Carolyn Kieger, Lonnette Hall

1	Riquna Williams	G	5-6	SO	Pahokee, Fla. (Pahokee)
3	Stefanie Yderstrom	G	5-8	FR	Ostertalje, Sweden (Igelstaviken)
13	Hannah Shaw	C	6-4	FR	Nottingham, England (Beckett School)
14	Charmaine Clark	G/F	5-11	SR	Hinesville, Ga. (Bradwell Institute)
23	Shanel Williams	G	5-8	FR	Chesapeake, Va. (Indian River)
31	Lee Anna Osei	G	5-3	FR	Toronto, Ont., Canada (Commerce)
32	Morgan Stroman	F	6-1	FR	Hopkins, S.C. (Lower Richland)
33	Diane Barnes	F	6-2	SR	Lakeland, Fla. (Trinity Valley CC)
34	Sylvia Bullock	F	6-2	SO	Anchorage, Alaska (South Anchorage)
42	Shenise Johnson	G	5-11	SO	Henrietta, N.Y. (Rush-Henrietta)

2013-14 Record: 16-15 (10-9 H, 6-5 A, 0-1 N)

ACC: 8-8

Head Coach: Katie Meier

Assistant Coaches: Darrick Gibbs, Carolyn Kieger, Octavia Blue

1	Caprice Dennis	G	5-9	SO	Detroit, Mich. (Pershing)
3	Jessica Thomas	G	5-6	FR	Gainesville, Fla. (Buchholz)
5	Nigia Greene	G	5-10	FR	Atlanta, Ga. (St. Francis)
10	Michelle Woods	G	5-8	JR	Naples, Fla. (Community)
13	Tara Scwhitter	G	5-7	SR	Oradell, N.J. (Immaculate Heart Academy)
12	Krystal Saunders	G	5-8	SR	West Park, Fla. (South Broward)
15	Necole Sterling	F	5-10	JR	Los Angeles, Calif. (Gulf Coast State College)
20	Keyona Hayes	F	6-1	SO	Marietta, Ga. (St. Francis)
21	Jassany Williams	F	6-2	R-JR	Davie, Fla. (Auburn)
33	Suriya McGuire	G	5-11	JR	Minneapolis, Minn. (Roosevelt)
23	Adrienne Motley	G	5-9	FR	Newport News, Va. (Woodside)
50	Maria Brown	F	6-1	SR	Monroe, La. (Ouachita Parish)



HURRICANES IN THE POLLS

1984-85

Date	AP	USA Today	Record
Jan. 6	20		11-3
Jan. 13	20		13-3

Dec. 26	12	10	9-2
Jan. 2	12	13	11-2
Jan. 9	13	11	12-3
Jan. 16	11	10	15-3
Jan. 23	10	8	16-3
Jan. 30	7	7	19-3
Feb. 6	6	6	20-3
Feb. 13	6	6	22-3
Feb. 20	5	5	24-3
Feb. 27	7	7	25-4
Mar. 5	8	9	25-5
Mar. 12	8	9	25-5
Final		11	26-6

1991-92

Date	AP	USA Today	Record
Dec. 22	25		5-1
Jan. 5	25		9-1
Jan. 12	19		12-1
Jan. 19	14		14-1
Jan. 26	12		16-1
Feb. 2	9		18-1
Feb. 9	8		20-1
Feb. 16	8		21-1
Feb. 23	8		23-1
Mar. 1	7		25-1
Mar. 8	6		27-1
Mar. 15	6		30-2

2012-13

Date	AP	USA Today	Record
Oct. 24	24		0-0
Nov. 12	23		1-0
Dec. 3	23		5-1
Dec. 10	21		7-1
Jan. 7	24		12-2
Jan. 14	25		12-4
Jan. 21	23		13-5

1992-93

Date	AP	USA Today	Record
Nov. 24*	20		0-0
Dec. 8	18		1-0
Dec. 15	16		2-0
Dec. 22	20		3-1
Dec. 29	22		5-1
Mar. 9	24		23-6
Mar. 16	20		23-6

2015-16

Date	AP	USA Today	Record
Dec. 8		22	10-0
Dec. 15	23	21	10-0
Dec. 22	23	20	11-1
Dec. 28	22	20	12-1
Jan. 11	21	20	15-2
Jan. 18	16	16	17-2
Jan. 25	17	17	17-3
Feb. 1	16	20	18-3
Feb. 8	19	17	20-4
Feb. 15	18	17	21-5
Feb. 22	17	17	22-5
Feb. 29	21	21	22-7
Mar. 7	20	19	24-8
Mar. 14	19	192	24-8
Final		24	24-9

2003-04

Date	AP	USA Today	Record
Jan. 5	25		12-0
Jan. 12	21		13-1
Jan. 19	18		16-1
Jan. 26	17		17-1
Feb. 2	22		17-4
Feb. 16	22		19-4
Feb. 23	21		21-4

2010-11

Date	AP	USA Today	Record
Jan. 12	22	25	16-1
Jan. 17	17	22	18-1
Jan. 24	16	22	18-1
Jan. 31	18	21	20-2
Feb. 7	20	21	20-3
Feb. 14	13	16	22-3
Feb. 21	12	14	23-3
Feb. 28	10	10	26-3
Mar. 7	11	10	27-4
Final		16	28-5

2016-17

Date	AP	USA Today	Record
Nov. 4	14	20	0-0
Nov. 14	22	22	1-1
Nov. 21	21	22	3-1
Nov. 28	18	16	5-1
Dec. 5	14	13	7-1
Dec. 12	13	12	8-1
Dec. 19	11	11	9-1
Dec. 26	11	11	11-1
Jan. 2	14	14	11-2
Jan. 9	14	14	13-3
Jan. 16	14	14	14-4
Jan. 23	17	17	14-5
Jan. 30	16	16	16-5
Feb. 6	16	17	17-5
Feb. 13	16	17	19-6
Feb. 20	17	17	19-7
Feb. 27	16	16	21-7
Mar. 6	16	16	23-8
Mar. 13	16	16	23-8

2011-12

Date	AP	USA Today	Record
Oct. 29	7	7	0-0
Nov. 14	7	7	1-0
Nov. 21	9	9	2-1
Nov. 28	9	9	5-1
Dec. 5	9	9	7-1
Dec. 12	7	8	8-1
Dec. 19	7	7	9-1



HURRICANES IN THE POLLS

Final 19 24-9

2017-18

Date	AP	USA Today	Record
Oct. 26		24	0-0

2018-19

Date	AP	USA Today	Record
Oct. 31	25	24	0-0
Nov. 12	24		3-0
Nov. 19	24	22	4-1
Nov. 26	21	20	6-1
Dec. 3	25	23	7-2
Dec. 10	24	22	8-2
Dec. 17	24	23	9-2
Dec. 24	24	23	11-2
Jan. 7		23	14-3
Jan. 21		23	16-4
Jan. 28		23	18-4
Feb. 4	25	25	19-5
Feb. 11	20	20	21-5
Feb. 18	14	14	22-5
Feb. 25	15	16	23-6
Mar. 4	16	15	24-7
Mar. 11	19	16	24-8
Mar. 18	19	15	24-8
Final		20	25-9

2019-20

Date	AP	USA Today	Record
Oct. 30	18	19	0-0
Nov. 11	17	-	1-0
Nov. 18	16	17	3-0
Nov. 25	19	18	4-1
Dec. 2	21	22	5-2
Dec. 23	24	-	8-3

HISTORY



HURRICANE HONORS

National Accolades

NATIONAL PLAYER OF THE YEAR

Name	Organization	Year
Frances Savage	Sports Illustrated	1991-92

ALL-AMERICANS

Name	Organization	Team	Year
Maria Rivera	Kodak/WBCA	Hon. Mention	1987-88
Frances Savage	Kodak/WBCA	Hon. Mention	1990-91
Frances Savage	AP	Second	1990-91
Jeannie Hebert	WBBY	Hon. Mention	1991-92
Vicki Plowden	WBBY	Hon. Mention	1991-92
Frances Savage	Kodak/WBCA	First	1991-92
Vicki Plowden	Kodak/WBCA	Hon. Mention	1992-93
Octavia Blue	Kodak/WBCA	Hon. Mention	1997-98
Octavia Blue	WBNS	Third	1997-98
Tamara James	Kodak/WBCA	Hon. Mention	2002-03
Tamara James	AP	Hon. Mention	2002-03
Tamara James	Full Court Press	Hon. Mention	2003-04
Tamara James	Kodak/WBCA	Hon. Mention	2004-05
Tamara James	AP	Hon. Mention	2004-05
Tamara James	WBNS	Second	2005-06
Tamara James	Full Court Press	Third	2005-06
Tamara James	AP	Hon. Mention	2005-06
Tamara James	Kodak/WBCA	Hon. Mention	2005-06
Shenise Johnson	State Farm/WBCA	First	2010-11
Shenise Johnson	USBWA	First	2010-11
Shenise Johnson	Full Court Press	Second	2010-11
Shenise Johnson	AP	Third	2010-11
Riquna Williams	AP	Hon. Mention	2010-11
Shenise Johnson	WBCA	First	2011-12
Shenise Johnson	USBWA	First	2011-12
Shenise Johnson	NetScouts	First	2011-12
Shenise Johnson	CSM	First	2011-12
Shenise Johnson	AP	Second	2011-12
Riquna Williams	AP	Third	2011-12
Adrienne Motley	WBCA	Hon. Mention	2015-16
Beatrice Mompremier	AP/WBCA	Hon. Mention	2018-19
Beatrice Mompremier	AP/WBCA	Hon. Mention	2019-20

AP—Associated Press

CSM—College Sports Madness

S&S—Street & Smith's

WBBY—Women's Basketball Yearbook

WBCA—Women's Basketball Coaches Association

WBNS—Women's Basketball News Service

USBWA—United States Basketball Writers Association

PRESEASON ALL-AMERICANS

Name	Org.	Team	Year
Frances Savage	S&S	Hon. Mention	1989-90
Jeannie Hebert	S&S	Hon. Mention	1991-92
Frances Savage	WBBY	Hon. Mention	1991-92
Tamara James	S&S	Hon. Mention	2003-04
Shenise Johnson	AP	First	2011-12
Adrienne Motley	CSM	Fourth	2016-17
Beatrice Mompremier	AP	First	2019-20

FRESHMAN ALL-AMERICANS

Name	Org.	Year
Maria Rivera	WBBY	1983-84
Joani Bowles	WBBY	1989-90
Jeannie Hebert	WBBY	1988-89

Ronnie McGary

WBBY

1990-91

ACC Awards

PLAYER OF THE YEAR

Name	Year
Shenise Johnson	2010-11

PRESEASON PLAYER OF THE YEAR

Name	Year
Shenise Johnson	2011-12
Beatrice Mompremier	2019-20

MOST IMPROVED PLAYER

Name	Year
Emese Hof	2018-19

BIG EAST Conference Awards

PLAYER OF THE YEAR

Name	Year
Frances Savage	1991-92

PRESEASON PLAYER OF THE YEAR

Name	Year
Vicki Plowden	1992-93

DEFENSIVE PLAYER OF THE YEAR

Name	Year
Meghan Saake	2001-02

FRESHMAN OF THE YEAR

Name	Year
Holly Riinger	1992-93

MOST IMPROVED PLAYER

Name	Year
Frances Savage	1991-92
Kym Hope	1997-98

All-ACC Teams

ALL-ACC

Name	Team	Year
Tamara James	First	2004-05
Tamara James	First	2005-06
Renee Taylor	Hon. Mention	2005-06
Renee Taylor	Second	2006-07
Maurita Reid	Hon. Mention	2007-08
Shenise Johnson	Hon. Mention	2008-09
Shenise Johnson	First	2009-10
Riquna Williams	Second	2009-10
Shenise Johnson	First	2010-11
Riquna Williams	First	2010-11
Morgan Stroman	Third	2010-11
Shenise Johnson	First	2011-12
Riquna Williams	First	2011-12
Stefanie Yderstrom	Third	2011-12
Morgan Stroman	First (BRP, HC)	2012-13
Stefanie Yderstrom	First (HC)	2012-13
Adrienne Motley	First (BRP, HC)	2014-15

HURRICANE HONORS

Adrienne Motley	First (BRP, HC)	2015-16
Adrienne Motley	Second (BRP, HC)	2016-17
Jessica Thomas	Second (BRP, HC)	2016-17
Erykah Davenport	Second (BRP, HC)	2017-18
Emese Hof	First (BRP, HC)	2018-19
Beatrice Mompremier	First (BRP, HC)	2018-19

The Blue Ribbon Panel (BRP) and ACC Coaches (HC) began selecting separate teams in 2012-13

PRESEASON ALL-ACC

Name	Year
Tamara James	2004-05
Tamara James	2005-06
Shenise Johnson	2010-11
Shenise Johnson	2011-12
Riquna Williams	2011-12
Stefanie Yderstrom (BRP, HC)	2012-13
Adrienne Motley (BRP, HC)	2015-16
Adrienne Motley (BRP, HC)	2016-17
Beatrice Mompremier (BRP, HC)	2019-20

ALL-ACC DEFENSIVE TEAM

Name	Year
Maurita Reid	2007-08
Shenise Johnson	2009-10
Shenise Johnson	2010-11
Shenise Johnson	2011-12
Morgan Stroman	2012-13
Emese Hof	2018-19
Mykea Gray	2019-20

ACC ALL-FRESHMAN TEAM

Name	Team	Year
Shenise Johnson	First	2008-09
Adrienne Motley	First (BRP, HC)	2013-14
Mykea Gray	First (BRP, HC)	2017-18
Kelsey Marshall	First (BRP)	2017-18

Past All-Conference Teams

PAST ALL-CONFERENCE

Name	Conference	Team	Year
Jill Poorman	FSAC	First	1979-80
Sylvia Wilson	FSAC	First	1979-80
Dottie Richardson	FSAC	First	1980-81
Sylvia Wilson	FSAC	First	1980-81
Joani Bowles	FSAC	Second	1983-84
Cordelia Fulmore	FSAC	First	1983-84
Vicki Plowden	NSWAC	First	1990-91
Jeannie Hebert	NSWAC	Second	1990-91
Jeannie Hebert	BIG EAST	Second	1991-92
Frances Savage	BIG EAST	First	1991-92
Vicki Plowden	BIG EAST	First	1991-92
Vicki Plowden	BIG EAST	First	1992-93
Holly Ringer	BIG EAST	Third	1992-93
Della Wilson	BIG EAST	Second	1992-93
Desma Thomas	BIG EAST	Third	1993-94
Octavia Blue	BIG EAST	Third	1995-96
Octavia Blue	BIG EAST	Third	1996-97
Desma Thomas	BIG EAST	Third	1996-97
Octavia Blue	BIG EAST	First	1997-98
Kym Hope	BIG EAST	First	1997-98

Kym Hope	BIG EAST	First	1998-99
Jennifer Jordan	BIG EAST	Third	1998-99
Chanivya Broussard	BIG EAST	Second	2001-02
Meghan Saake	BIG EAST	HM	2001-02
Tamara James	BIG EAST	Second	2002-03
Chanivya Broussard	BIG EAST	Third	2003-04
Tamara James	BIG EAST	First	2003-04
Yalonda McCormick	BIG EAST	HM	2003-04

FSAC—Florida State Athletic Conference (AIAW)

NSWAC—New South Women's Athletic Conference

PAST PRESEASON ALL-CONFERENCE

Name	Conference	Team	Year
Frances Savage	BIG EAST	First	1991-92
Vicki Plowden	BIG EAST	First	1992-93
Desma Thomas	BIG EAST	Second	1994-95
Octavia Blue	BIG EAST	Second	1995-96
Octavia Blue	BIG EAST	Second	1996-97
Octavia Blue	BIG EAST	First	1997-98
Kym Hope	BIG EAST	First	1997-98
Chanivya Broussard	BIG EAST	First	2002-03
Tamara James	BIG EAST	First	2003-04

PAST PRESEASON CONFERENCE ALL-FRESHMAN TEAM

Name	Conference	Team	Year
Holly Rilinger	BIG EAST	Second	1992-93
Veronica Watson	BIG EAST	First	1992-93
Jill Henne	BIG EAST	Second	1993-94
Octavia Blue	BIG EAST	First	1994-95
Chanivya Broussard	BIG EAST	First	2000-01
Tamara James	BIG EAST	First	2002-03

Conference Leaders

ACC

Name	Category	Year
Tamara James	Scoring	2004-05
Tamara James	Scoring	2005-06
Renee Taylor	Scoring	2006-07
Riquna Williams	Scoring	2010-11

BIG EAST

Name	Category	Year
Frances Savage	Rebounding	1991-92
Jeannie Hebert	Assists	1991-92
Gina Graziani	Assists	1996-97
Desma Thomas	3-Pointers	1996-97
Gina Graziani	Assists	1997-98
Kym Hope	Rebounding	1997-98
Gina Graziani	Assists	1999-00
Tamara James	Scoring	2002-03

Atlantic Coast Conference Academic Honors

ALL-ACC ACADEMIC TEAM

Name	Year
Tatjana Marincic	2004-05
Tatjana Marincic	2005-06
Amy Audibert	2006-07
Epiphany Woodson	2007-08
Morgan Stroman	2009-10



HURRICANE HONORS

Stefanie Yderstrom	2010-11
Stefanie Yderstrom	2011-12
Stefanie Yderstrom	2012-13
Adrienne Motley	2013-14
Jassany Williams	2014-15
Emese Hof	2015-16
Jessica Thomas	2015-16
Laura Cornelius	2016-17
Emese Hof	2016-17
Jessica Thomas	2016-17
Endia Banks	2017-18
Emese Hof	2017-18
Kelsey Marshall	2017-18
Emese Hof	2018-19
Laura Cornelius	2018-19

ACC HONOR ROLL

Name	Year
Amy Audibert	2004-05
Marianne Curtis	2004-05
Selena Eskinazi	2004-05
Tatjana Marincic	2004-05
Marianne Curtis	2005-06
Amy Audibert	2006-07
Marianne Curtis	2006-07
Briyana Blair	2007-08
LaToya Drake	2007-08
Damisha Moore	2007-08
Vitalia Vasciunaite	2007-08
Epiphany Woodson	2007-08
LaToya Cunningham	2008-09
LaToya Drake	2008-09
Sylvia Bullock	2010-11
Stefanie Yderstrom	2010-11
Stefanie Yderstrom	2011-12
Morgan Stroman	2012-13
Jassany Williams	2012-13
Stefanie Yderstrom	2012-13
Shawnice Wilson	2012-13
Krystal Saunders	2013-14
Jessica Thomas	2013-14
Jassany Williams	2013-14
Keyona Hayes	2014-15
Jassany Williams	2014-15
Laura Cornelius	2015-16
Erykah Davenport	2015-16
Emese Hof	2015-16
Khaila Prather	2015-16
Laura Cornelius	2016-17
Serena Lynn-Geldof	2016-17
Keyanna Harris	2016-17
Keyona Hayes	2016-17
Emese Hof	2016-17
Sarah Mortensen	2016-17
Adrienne Motley	2016-17
Jessica Thomas	2016-17
Shaneese Bailey	2017-18
Endia Banks	2017-18
Laura Cornelius	2017-18
Keyanna Harris	2017-18
Emese Hof	2017-18
Kelsey Marshall	2017-18
Sarah Mortensen	2017-18
Khaila Prather	2017-18

Laura Cornelius	2018-19
Emese Hof	2018-19
Kelsey Marshall	2018-19
Sarah Mortensen	2018-19
Khaila Prather	2018-19

All-Tournament Teams

NCAA TOURNAMENT

Name	Region	Year
Vicki Plowden	East	1991-92

WNIT

Name	Year
Frances Savage	1989-90
Shenise Johnson	2009-10
Riquna Williams	2009-10

ACC TOURNAMENT

Name	Team	Year
Tamara James	Second	2004-05
Shenise Johnson	First	2010-11
Riquna Williams	Second	2010-11
Shawnice Wilson	Second	2011-12
Jessica Thomas	Second	2015-16
Keyona Hayes	Second	2016-17

BIG EAST TOURNAMENT

Name	Year
Jeannie Hebert	1991-92
Vicki Plowden	1991-92
Frances Savage (MVP)	1991-92
Carla Harris	1992-93
Vicki Plowden	1992-93
Holly Rilinger	1992-93
Desma Thomas	1996-97
Kym Hope	1997-98
Tamara James	2002-03

NSWAC TOURNAMENT

Name	Year
Jeannie Hebert (MVP)	1990-91
Vicki Plowden	1990-91

ACC Weekly Awards

PLAYER OF THE WEEK

Name	Date	Year
Tamara James	1/3	2004-05
Tamara James	2/7	2004-05
Tamara James	2/14	2004-05
Tamara James	12/5	2005-06
Renee Taylor	11/20	2006-07
Riquna Williams	11/16	2009-10
Riquna Williams	1/11	2009-10
Shenise Johnson	2/8	2009-10
Riquna Williams	12/13	2010-11
Riquna Williams	12/27	2010-11
Shenise Johnson	1/3	2010-11
Riquna Williams	1/17	2010-11
Riquna Williams	1/31	2010-11
Shenise Johnson	2/14	2010-11



HURRICANE HONORS

Shenise Johnson	2/21	2010-11
Shenise Johnson	11/28	2011-12
Riquna Williams	12/12	2011-12
Morgan Stroman	2/11	2012-13
Shawnice Wilson	3/4	2012-13
Adrienne Motley	1/12	2014-15
Beatrice Mompremier	1/7	2018-19
Beatrice Mompremier	1/21	2018-19
Beatrice Mompremier	2/11	2018-19
Beatrice Mompremier	2/18	2018-19
Beatrice Mompremier	11/25	2019-20
Beatrice Mompremier	12/23	2019-20

<i>Riquna Williams</i>	7x
<i>Shenise Johnson</i>	5x
<i>Beatrice Mompremier</i>	5x
<i>Tamara James</i>	4x
<i>Emese Hof</i>	1x
<i>Adrienne Motley</i>	1x
<i>Morgan Stroman</i>	1x
<i>Renee Taylor</i>	1x
<i>Shawnice Wilson</i>	1x

ROOKIE OF THE WEEK

Name	Date	Year
Brittany Denson	1/9	2005-06
Shenise Johnson	12/1	2008-09
Shenise Johnson	1/5	2008-09
Shenise Johnson	2/23	2008-09
Morgan Stroman	1/11	2009-10
Keyona Hayes	2/11	2012-13
Adrienne Motley	2/3	2013-14
Mykea Gray	11/13	2017-18
Mykea Gray	11/27	2017-18

<i>Shenise Johnson</i>	3x
<i>Mykea Gray</i>	2x
<i>Brittany Denson</i>	1x
<i>Keyona Hayes</i>	1x
<i>Adrienne Motley</i>	1x
<i>Morgan Stroman</i>	1x

BIG EAST Weekly Awards

PLAYER OF THE WEEK

Name	Date	Year
Vicki Plowden	12/23	1991-92
Frances Savage	12/30	1991-92
Frances Savage	1/19	1991-92
Frances Savage	2/9	1991-92
Frances Savage	2/16	1991-92
Frances Savage	3/2	1991-92
Vicki Plowden	1/10	1992-93
Vicki Plowden	2/21	1992-93
Octavia Blue	12/27	1995-96
Jennifer Jordan	1/29	1995-96
Octavia Blue	12/7	1997-98
Octavia Blue	12/12	1997-98
Kym Hope	1/4	1997-98
Kym Hope	2/8	1997-98
Octavia Blue	2/12	1997-98
Jennifer Jordan	1/18	1998-99
Kym Hope	2/22	1998-99

Dalia Clarke	1/15	2000-01
Chanivia Broussard	12/10	2001-02
Meghan Saake	12/17	2001-02
Shaquana Wilkins	1/21	2001-02
Tamara James	11/23	2003-04
Tamara James	2/23	2003-04

<i>Frances Savage</i>	5x
<i>Octavia Blue</i>	4x
<i>Kym Hope</i>	3x
<i>Vicki Plowden</i>	3x
<i>Tamara James</i>	2x
<i>Jennifer Jordan</i>	2x
<i>Chanivia Broussard</i>	1x
<i>Dalia Clarke</i>	1x
<i>Meghan Saake</i>	1x
<i>Shaquana Wilkins</i>	1x

FRESHMAN OF THE WEEK

Name	Date	Year
Holly Rilinger	1/4	1992-93
Holly Rilinger	1/17	1992-93
Holly Rilinger	2/1	1992-93
Holly Rilinger	2/15	1992-93
Sheron Murray	12/13	1993-94
MeChelle Murray	12/19	1994-95
Octavia Blue	1/23	1994-95
Amanda Papuga	11/22	1999-00
Alicia Hartlaub	1/17	1999-00
Chanivia Broussard	1/15	2000-01
Tamara James	11/25	2002-03
Tamara James	12/2	2002-03
Tamara James	12/23	2002-03
Tamara James	1/6	2002-03
Tamara James	1/13	2002-03

<i>Tamara James</i>	5x
<i>Holly Rilinger</i>	4x
<i>Octavia Blue</i>	1x
<i>Chanivia Broussard</i>	1x
<i>Alicia Hartlaub</i>	1x
<i>MeChelle Murray</i>	1x
<i>Sheron Murray</i>	1x
<i>Amanda Papuga</i>	1x

HISTORY



UM SPORTS HOF, ACC LEGENDS & PRO CANES

UNIVERSITY OF MIAMI SPORTS HALL OF FAMERS

PLAYERS

Name	Played	Inducted
Robin Harmony	1980-84	1997
Maria Rivera	1984-88	1998
Frances Savage	1988-92	2002
Jeannie Hebert	1988-92	2003
Vicki Plowden	1990-93	2007
Octavia Blue	1994-98	2008
Desma Thomas	1992-94; 1995-97	2012
Kym Hope	1995-99	2015
Tamara James	2002-06	2016
Chanivia Broussard	2000-04	2018

COACHES

Name	Coached	Inducted
Lin Dunn	1978-87	1995
Ferne Labati	1988-2005	2004
Katie Meier	2005-pres.	2017

ACC WOMEN'S BASKETBALL LEGENDS

PLAYERS

Name	Played	Honored
Frances Savage	1988-92	2005
Vicki Plowden	1990-93	2006
Jeannie Hebert	1988-92	2007
Octavia Blue	1994-98	2008
Kym Hope	1995-99	2009
Meghan Saake	1999-03	2010
Chanivia Broussard	2000-04	2011
Tamara James	2002-06	2012
Robin Harmony	1980-84	2013
Sylvia Wilson	1979-82	2016

COACHES

Name	Coached	Honored
Lin Dunn	1978-87	2014
Ferne Labati	1988-2005	2015
Katie Meier [^]	2005-pres.	2006

[^] - Honored by Duke as a former player
No ACC Legends were named in 2017 or 2018

PROFESSIONAL PLAYERS

KATIE MEIER ERA (25)

Name	Played
Diane Barnes	2007-10
Maria Brown	2010-14
Charmaine Clark	2006-10
Laura Cornelius	2015-19
LaToya Drake	2007-09
Serena-Lynn Geldof	2016-18
Keyona Hayes	2012-14; 2015-17
Emese Hof	2015-19

Tamara James	2002-06
Shenise Johnson	2008-12
Suriya McGuire	2011-15
Beatrice Mompremier	2016-20
Adrienne Motley	2013-17
Laura Quevedo	2014-15
Maurita Reid	2006-08
Hannah Shaw	2009-10
Necole Sterling	2013-15
Morgan Stroman	2009-13
Renee Taylor	2005-07
Jessica Thomas	2013-17
Carla Williams	2006-08
Jassany Williams	2013-15
Riquna Williams	2008-12
Shawnice Wilson	2011-13
Stefanie Yderstrom	2009-13

PRE-MEIER ERA (13)

Name	Played
Octavia Blue	1994-98
Martha Bodley	1998-02
Wendy Foote*	1974-78
Robin Harmony	1980-84
Kym Hope	1995-99
Galia Maik	1991-94
McChelle Murray	1994-98
Vicki Plowden*	1990-93
Dottie Richardson	1976-77; 1978-81
Maria Rivera	1984-88
Frances Savage	1988-92
Desma Thomas	1992-94; 1995-97
Shaquana Wilkins	2000-04

* - Played in the United States prior to the WNBA era

WNBA HISTORY

DRAFTED (5)

Name	Rd.	Pick	Team	Active
Octavia Blue	2	15	Sparks	1998; 2003-04
Tamara James	1	8	Mystics	2006-07
Shenise Johnson	1	5	Silver Stars	2012-pres.
Beatrice Mompremier	2	20	Sparks	??
Adrienne Motley	3	32	Fever	—
Riquna Williams	2	17	Shock	2012-15; 2017-pres.

UNDRAFTED (6)

Name	Team	Active
Martha Bodley	Sol	—
Keyona Hayes	Lynx	—
Kym Hope	Starzz	2000
Desma Thomas	Mercury	—
Jessica Thomas	Stars	—
Shawnice Wilson	Lynx	—

PAST COACHES

Barry Schimer

1972-75

Barry Schimer served as the first head coach of the Miami women's basketball team, starting in 1972. Schimer coached the Hurricanes for three seasons (1972-1975), posting a 16-15 record, with back-to-back winning seasons his last two years.

In his final season, Schimer led the Canes to a second-place finish in the FAIAW with a record of 8-6. Miami was a perfect 3-0 at home that season.

Shula Feuer

1975-77

Shula Feuer took over the head coaching job at Miami prior to the 1975-76 season. In two years with the Canes, Feuer posted a 16-24 mark with a third-place finish in the FAIAW in 1976-77.

In 2018, Feuer was honored with the Women's Basketball Hall of Fame Trailblazer Award for her commitment to women's basketball. Feuer was recognized as one of the founding members of the Women's Basketball League, the predecessor to the current WNBA.

Isabella Hutchinson

1977-78

Isabella Hutchinson could easily be called the founder of the University of Miami women's athletics program. She came to the University of Miami in 1965 with the mandate of beginning a women's intramural sports program. From that beginning, Hutchinson went on to coach numerous sports, including the Miami women's basketball team in 1977-78.

Outside of Miami, Hutchinson is well known in the cause of furthering women's athletics. She was not only President of the Florida Association of Women's Intercollegiate Athletics from 1977-79, but also Chairperson of many AIAW and NCAA committees such as awards and officiating.

Following her time at Miami, Hutchinson went on to serve as Associate Athletic Director for Women's Sports at Indiana University until her retirement from collegiate athletics in 2000.

Lin Dunn

1978-87

Lin Dunn served as head coach of the Women's Basketball program from 1978-87, accumulating a 149-119 record with the Hurricanes.

During her nine seasons in Coral Gables, Dunn guided the Hurricanes to their first-ever ranking in the Associated Press Top 20 in 1985 and to their first Florida State Championship in 1981. She was the 1981 Florida Coach of the Year and served with the 1986 United States Women's Basketball Team in 1986.

Her first year saw UM finish 10-13 and place fifth in the state. The team rebounded largely in her second season, posting an 18-16 record. Dunn's impact became apparent in her third season with Miami (1980-81), as the Hurricanes

forged a 24-15 record.

From there, the record-setting team made its first postseason appearance in the AIAW Region III Championship. Her 1981-82 squad followed up on its previous seasons' success with a 19-10 record, and another berth into the AIAW post-season tournament. Dunn's seventh season resulted in her top win percentage (.750) 21-7.

Dunn served as President of the Women's Basketball Coaches Association in 1984-85. She was inducted into the Women's Basketball Hall of Fame in 2014.

Ken Patrick

1987-88

Ken Patrick was named the interim head coach for the 1987-88 season. Patrick served as an assistant coach during the prior year under Lin Dunn.

Under Patrick's direction, the Canes went 14-13.

Ferne Labati

1988-05

Ferne Labati became the head coach of Woman's basketball at the University of Miami in 1988. She has the most wins of any UM women's basketball coach and took her 2003-2004 team to the NCAA Tournament.

Highlighting her 15 seasons are nine berths in postseason play, six in the NCAA tournament and three in the WNIT. The Canes won back-to-back BIG EAST regular season and Tournament titles in 1992 and 1993, while finishing as high as No. 6 nationally. Her 1996 squad earned a share of the BIG EAST 7 division title. Labati herself was named WBCA/Converse Coach of the Year in 1992.

Labati's record at Miami stands at 290-179 (.618) while her overall record in 26 seasons as a head coach is 426-301 (.586). Though her success on the court is impressive, what she has accomplished off the court might serve as her legacy at the University of Miami: In her 16 seasons, 40 of the 41 student-athletes that completed their eligibility at Miami have graduated.

COACHING AWARDS

Lin Dunn	1980-81	NSWAC Coach of the Year
Ferne Labati	1991-92	BIG EAST Coach of the Year
Ferne Labati	1991-92	Kodak/WBCA National Coach of the Year
Katie Meier	2010-11	ACC Coach of the Year
Katie Meier	2010-11	Russell Athletic/WBCA Region 2 Coach of the Year
Katie Meier	2010-11	Associated Press National Coach of the Year
Katie Meier	2013	USA Basketball National Coach of the Year

ALL-TIME COACHING RECORDS (by wins)

Name	Year(s)	Season(s)	Record	Pct.
Ferne Labati	1988-05	17	303-195	.608
Katie Meier	2005-pres.	15	292-187	.610
Lin Dunn	1978-87	9	149-119	.556
Barry Schimer	1972-75	3	16-15	.516
Shula Feuer	1975-77	2	16-24	.400
Ken Patrick	1987-88	1	14-13	.519
Isabella Hutchinson	1977-78	1	8-8	.500



HURRICANE LETTER WINNERS

-A-

Anderson, Sandra	1978-79
Archer, Selina	2010-11
Armour, Merren	1988-92
Audibert, Amy	2003-07
Arsova, Vera	2001-03
Athanas, Marecion	1972-73

-B-

Bailey, Shaneese	2016-18
Baker, Debbie	1976-77
Banks, Endia	2017-pres.
Barnes, Diane	2007-10
Barnhart, Beth	1995-99
Barnhart, Kathy	1974-75
Bell, Marci	1975-77
Bentoski, Pat	1979-80
Bjork, Sharon	1975-76
Blair, Briyana	2007-09
Blount, Gailyn	1972-75
Blue, Octavia	1994-98
Bodley, Martha	1998-02
Bolton, Wendy	1982-73
Bowers, Vicki	1988-92
Bowie, Pat	1978-79
Bowles, Joani	1983-85
Brant, Regina	1985-87
Broussard, Chanivia	2000-04
Brown, Maria	2010-14
Bullock, Chountelle	1986-89
Bullock, Sylvia	2008-12
Butler, Hope	1984-88

-C-

Caffey, Chandra	1976-78
Capers, Jessica	2011-13
Castaneda, Jessie	1993-94
Castineira, Barbara	1976-80
Chang, Yasmeen	2019-pres.
Chiarelli, Ann	1972-73
Clark, Charmaine	2006-10
Clark, Dalia	1999-01
Clayton, Nanci	1985-90
Clement, Jeannine	1973-74
Collinson, Carly	1996-97
Colville, Julie	1985-86
Cornelius, Laura	2015-17; 2018-19
Cunningham, LaToya	2005-09
Curtis, Marianne	2004-06

-D-

Davenport, Erykah	2014-18
DelPrincipe, Laura	1983-84
Dennis, Caprice	2012-14
Denson, Brittany	2005-07
Dhahabu, Imani	2003-05
Dourney, Sue	1972-73
Drake, LaToya	2007-09
Drury, Shannon	1996-99

-E-

East, Sue	1973-75
Edwards, Melissa	1985-89

Erman, Lisa	1981-83
Eskinazi-Budge, Selena	2004-06
Eyer, Sherri	1988-92

-F-

Farber, Sue	1975-76
Farley, Margaret	1989-90
Faulkner, Maureen	1993-96
Feicht, Julie	1988-89
Fistel, Naomi	1973-74
Foote, Wendy	1974-78
Fowler, Kathryn	1998-02
Fuentes, Ana	1978-79
Fulmore, Cordelia	1983-85

-G-

Gardner, Stephanie	2010-11
Gatlin, Rikiah	2008-09
Geldof, Serena-Lynn	2016-18
Gering, Marjorie	1978-79
Grafentin, Debbie	1977-79
Gray, Mykea	2017-pres.
Graziani, Gina	1996-00
Greene, Nigia	2014-17
Grimsley, Albrey	2004-08

-H-

Haight, Sue	1973-75
Hamilton, Sandra	1985-86
Harden, Destiny	2018-pres.
Harlow, Elaine	1986-90
Harmony, Robin	1980-84
Hartlaub, Alicia	1999-03
Harris, Carla	1990-93
Harris, Gwen	1980-84
Harris, Keyanna	2014-18
Hartman, Sue	1976-80
Harvey, Loretta	1980-84
Hayek, Katie	2002-06
Hayes, Keyona	2012-14; 2015-17
Hebert, Jeannie	1988-92
Henne, Jill	1993-97
Hester, Kathryn	2006-08
Hines, Saritta	1997-98
Hobgood, Tyler	2011-13
Hof, Emese	2015-19
Holland, Allison	1977-79
Holmes, Jacquelyn	1972-74
Hope, Kym	1995-99
Hotchkiss, Mandy	1976-77
Hunter, Dana	1979-83
Huston, Jamir	2018-pres.

-I-

Iacoboni, Tessa	1995-98
-----------------	---------

-J-

Jackson, Brianna	2019-pres.
Jackson, Deborah	1979-80
James, Lamese	2004-06; 2007-09
James, Sheila	1989-02
James, Tamara	2002-06
Johnson, Christi	1989-90

HURRICANE LETTER WINNERS

Johnson, Shenise	2008-12
Johnson Sidi Baba, Moulayna	2019-pres.
Jones, Debbie	1972-74
Jones, JoJuana	2004-05
Jones, Lisa	1988-90
Jones, Shay	1992-93; 1994-96
Jordan, Jennifer	1994-96; 1997-99

-K-

Knight, Melissa	2001-06
Kunczt, Belinda	1989-91

-L-

Lavrinovich, Ann	1980-81
Lewman, Lori	1983-85
Lichtenwalner, Kristin	1981-85
Lusinski, Kim	1975-77

-M-

Maggs, Marguerite	1978-79
Maik, Galia	1991-94
Mapp, Donna	1981-83
Marincic, Tatjana	2002-06
Marshall, Debbie	1980-85
Marshall, Kelsey	2017-pres.
Martin, Tania	1985-87
Mason, Taylor	2017-pres.
McCarthy, Carolyn	1981-83
McCormick, Yalonda	2001-05
McCray, Johonna	1980-81; 1982-83
McCrystal, Margaret	1976-79
McGarry, Ronnie	1990-94
McGraw, Toni	1987-88
McGuire, Suriya	2011-15
Melendez, Lisa	1991-92
Mendoza, Yasmin	1992-94
Metcalfe, Lauve	1972-73
Miller, Lynn	1972-73
Mitchell, Kathy	1978-79
Mitchell, Nickki	1992-94
Mompremier, Beatrice	2017-20
Moore, Damisha	2007-09
Mortensen, Sarah	2016-19
Moss, Rochelle	1973-75
Motley, Adrienne	2013-17
Mounds, Lorraine	1978-79
Mulkewicz, Nancy	1973-74
Mullin, Annette	1987-88
Murray, MeChelle	1994-98
Murray, Sheron	1993-96

-N-

Nagel, Bobbi	1975-76
Nando, Dona	1997-01
Nelson, Lori	1979-81

-O-

Oates, Rachel	1997-98
Östh, Camilla	1997-01
Olson, Christine	1992-96
Osei, Lee Anna	2009-10

-P-

Papuga, Amanda	1999-02
----------------	---------

Petithomme, Neydja	2016-18
Phanord, Fallon	2001-05
Pier, Juli	1980-81; 1982-85
Plowden, Vicki	1990-93
Poorman, Jill	1979-82
Poulin, Michelle	1974-75
Prather, Khaila	2014-17; 2018-19
Presswood, Shannon	2000-01

-Q-

Quevedo, Laura	2014-15
----------------	---------

-R-

Rayam, Linda	1974-75
Reid, Maurita	2006-08
Richardson, Dottie	1976-77; 1978-81
Rilinger, Holly	1992-93
Rivera, Maria	1984-88
Robinson, Heather	1994-95
Roby, Sydnee	2019-pres.
Roos, Asa	1987-88
Roper, Nancy	1972-73
Rosales, Bianca	1997-98
Rubin, Barb	1974-77
Ruddell, Colleen	1984-88

-S-

Saake, Meghan	1999-03
Sadler, Eboni	2006-07
Salgues, Kenza	2019-pres.
Sanderson, Anita	1973-74
Sands, Kim	1974-75
Santiago, Lynda	1974-76
Saunders, Krystal	2010-14
Savage, Frances	1988-92
Schmid, Kate	1994-95
Schwitzer, Tara	2013-14
Segall, Nancy	1976-78
Serra, Sue	1975-76
Shaw, Hannah	2009-10
Simcox, Tina	1975-76
Slover, Melinda	1973-74
Smiley, Toni	1984-88
Smith, Iris	1984-86
Smith, Ruth	1987-88
Smith, Tracey	1977-78
Sos, Marcella	1974-75
Sours, Ashley	2008-09
Sterling, Necole	2013-15
Stroman, Morgan	2009-13
Surowich, Liz	1976-77

-T-

Taft, Laurie	1972-75
Tantillo, Mary	1990-93
Taylor, Joyce	1979-82
Taylor, Renee	2005-07
Thomas, Desma	1992-94; 1995-97
Thomas, Jessica	2013-17
Thomas, Sue	1973-76
Thomasson, Erin	1985-87
Toomer, Tarla	1994-97
Trachten, Roberta	1977-78
Trifiro, Michelle	1974-76



HURRICANE LETTER WINNERS

-V-

Vasciunaite, Vitalija 2007-2009

-W-

Wade, Chris 1986-87
 Wade, Linda 1983-84
 Wagner, Nina 1991-95
 Watson, Veronica 1992-94
 Wells, Sandra 1979-80
 Werb, Sue 1984-85
 Whigham, Yolanda 2001-02
 White, Betsy 1978-80
 White, Christal 1998-00
 Wilkins, Shaquana 2000-04
 Willey, Jean 1982-83
 Williams, Carla 2006-08
 Williams, Jassany 2013-15
 Williams, Riquna 2008-12
 Williams, Robin 1985-87
 Williams, Shanel 2009-12
 Williams, Zada 2015-17
 Wilson, Della 1990-93
 Wilson, Hutashi 2000-04
 Wilson, Shawnice 2011-13
 Wilson, Sylvia 1979-82
 Wimes, Cassandra 1994-96; 1997-99
 Wood, Tanya 1988-90
 Woods, Michelle 2011-13; 2014-16
 Woodson, Epiphany 2007-09
 Wygal, Wynn 1972-73

-Y-

Yderstrom, Stefanie 2009-13
 Young, Cami 1992-94
 Young, Tanya 1991-95

-Z-

Zaltz, Rinat 1994-95

HURRICANE JERSEY NUMBERS

Since 1980

0

Salgues, Kenza	2019-pres.
Harris, Keyanna	2014-18
Moore, Damisha	2007-09
Audibert, Amy	2003-07
Toomer, Tarla	1994-97

1

Johnson Sidi Baba, Moulayna	2019-pres.
Cornelius, Laura	2015-17; 2018-19
Dennis, Caprice	2012-14
Williams, Riquna	2008-12
Marincic, Tatjana	2002-06
Clark, Dalia	2000-01

2

<i>James, Tamara*</i>	<i>2002-06</i>
-----------------------	----------------

* - jersey retired/honored

3

Harden, Destiny	2019-pres.
Banks, Endia	2017-19
Thomas, Jessica	2013-17
Yderstrom, Stefanie	2009-13
Taylor, Renee	2006-07
Knight, Melissa	2001-06
Murray, McChelle	1994-98
Mitchell, Nickki	1992-94
Jones, Lisa	1988-90

4

Banks, Endia	2019-pres.
Bailey, Shaneese	2016-18
James, Lamese	2004-06; 2007-09
Oates, Rachel	1998-99

5

Gray, Mykea	2017-pres.
Greene, Nigja	2014-17
Drake, LaToya	2007-09
Dhahabu, Imani	2003-05
James, Sheila	1998-02
Oates, Rachel	1997-98

10

Woods, Michelle	2011-13; 2014-16
Reid, Maurita	2006-08
McCormick, Yalonda	2001-05
<i>Blue, Octavia*</i>	<i>1994-98</i>
Castaneda, Jessie	1993-94
Ruddell, Colleen	1984-88

* - jersey retired/honored

11

<i>Rivera, Maria*</i>	<i>1984-88</i>
-----------------------	----------------

* - jersey retired/honored

12

Allen, Iggy	2019-20
Mortensen, Sarah	2016-19
Quevedo, Laura	2014-15
Saunders, Krystal	2010-14
Robinson, Heather	1994-95
Riinger, Holly	1992-93
Harlow, Elaine	1986-90
McCarthy, Carolyn	1981-83

13

Mason, Taylor	2017-pres.
Schwitter, Tara	2013-14
Shaw, hannah	2009-10
Graziani, Gina	1996-00

14

Edwards, Aisha	2014-15
Clark, Charmaine	2006-10
Whigham, Yolanda	2001-02
Iacoboni, Tessa	1995-98
Tantillo, Mary	1990-93
Johnson, Christi	1989-90
Wade, Chris	1986-87

15

Huston, Jamir	2018-pres.
Petithomme, Neydja	2016-18
Sterling, Nicole	2013-15
Hobgood, Tyler	2011-13
Arsova, Vera	2001-03
Clark, Dalia	1999-00
Murray, Sheron	1993-96
Wilson, Della	1990-93
Feicht, Julie	1988-89

20

Marshall, Kelsey	2017-pres.
Hayes, Keyona	2012-14; 2015-17
Grimsley, Albrej	2004-08
Drury, Shannon	1996-99
Young, Tanya	1991-95
Hamilton, Sandra	1985-86
Pier, Juli	1980-81; 1982-85

21

Jackson, Brianna	2019-pres.
Hof, Emese	2015-19
Williams, Jassany	2013-15
Gardner, Stephanie	2010-11
Blair, Briyana	2007-09
Taylor, Renee	2005-06
Jansson, Sandra	2004-05
Papuga, Amanda	1999-02
Thomas, Desma	1992-94; 1995-97
McGraw, Toni	1987-88
Clayton, Nanci	1985-86
Bowles, Joani	1983-85
Taylor, Joyce	1979-82

HISTORY

HURRICANE JERSEY NUMBERS

Since 1980

22	
Chang, Yasmeen	2019-pres.
Williams, Zada	2015-17
Sours, Ashley	2008-09
Phanord, Fallon	2001-05
Olson, Christine	1992-96
Armour, Merren	1988-92
Martin, Tania	1985-87
Harmony, Robin	1980-84

23	
Ripley, Rebecca	2018-19
Motley, Adrienne	2013-17
Williams, Shanel	2009-12
Cunningham, LaToya	2005-09
Wilkins, Shaquana	2000-04
Hope, Kym	1995-99
McGarry, Ronnie	1990-94
Wood, Tanya	1988-90
Smith, Iris	1984-86
Harris, Gwen	1980-84

24	
Capers, Jessica	2011-12
Nando, Dona	1997-01
<i>Savage, Frances*</i>	1988-92
Mullin, Annette	1987-88
Williams, Robin	1985-87
Lewman, Lori	1983-85
Hunter, Dana	1979-83

* - jersey retired/honored

25	
Prather, Khaila	2014-17; 2018-19
Capers, Jessica	2012-13
Sadler, Eboni	2006-07
Saake, Meghan	1999-03
Zaltz, Rinat	1994-95
Plowden, Vicki	1990-93
Edwards, Melissa	1985-89
Fulmore, Cordelia	1983-85

30	
Davenport, Erykah	2014-18
Vasciunaite, Vitalija	2007-09
Eskinazi-Budge, Selena	2004-06
Wilson, Hutashi	2000-04
Williams, Toni	1998-99
Wagner, Nina	1991-95
Bullock, Chountelle	1986-87
Colville, Julie	1985-86
Lichtenwalner, Kristin	1981-85

31	
Keen, Macy	2013-14
Osei, Lee Anna	2009-10
Wimes, Cassaundra	1994-96; 1997-99
Thomasson, Erin	1985-87
Marshall, Debbie	1980-85

32	
Mompremier, Beatrice	2017-20
Stroman, Morgan	2009-13
Woodson, Epiphany	2007-09
Denson, Brittany	2005-07
Watson, Veronica	1992-94
Farley, Margaret	1989-90
Bullock, Chountelle	1987-88
Brant, Regina	1985-87
Werb, Sue	1984-85
Erman, Lisa	1981-83

33	
Harden, Destiny	2018-19
McGuire, Suriya	2011-15
Barnes, Diane	2007-10
Curtis, Marianne	2004-06
Fowler, Kathryn	1998-02
Jones, Shay	1992-93; 1994-96
Bowers, Vicki	1988-92
Smiley, Toni	1984-88
Mapp, Donna	1981-83

34	
Bullock, Sylvia	2008-12
Hartlaub, Alicia	1999-03
Barnhart, Beth	1995-99
Mendoza, Yasmin	1992-94
Bullock, Chountelle	1988-89
Butler, Hope	1984-88
Poorman, Jill	1979-82

35	
Moncaleri, Chrissi	1999-00
Faulkner, Maureen	1993-96
Kunczt, Belinda	1989-91

40	
Wilson, Shawnice	2011-13
Hayek, Katie	2002-06
Harris, Carla	1991-92
Roos, Asa	1987-88
Wilson, Sylvia	1979-82

41	
Osth, Camilla	1997-01
Johnson, Cheryl	1993-94
Harris, Carla	1992-93
Eyer, Sherri	1988-92

42	
Johnson, Shenise	2008-12
Williams, Carla	2006-08
Jordan, Jennifer	1994-96; 1997-99
Hebert, Jeannie	1988-92
Smith, Ruth	1987-88

43	
Maik, Galia	1991-94
Clayton, Nanci	1988-89



HURRICANE JERSEY NUMBERS

Since 1980

44

Roby, Sydnee	2019-pres.
Hester, Kathryn	2006-08
Lilley, Jamie	1996-97
Young, Cami	1992-94
Clayton, Nanci	1989-90

45

Gatlin, Rikiah	2008-09
Bodley, Martha	1998-02

50

Brown, Maria	2010-14
Jones, JoJuana	2004-05
Presswood, Shannon	2000-01
Schmid, Kate	1994-95

51

Geldof, Serena-Lynn	2016-18
---------------------	---------

52

White, Christal	1998-00
-----------------	---------

53

Broussard, Chanivia	2000-04
Hines, Saritta	1997-98
Henne, Jill	1993-97

54

Archer, Selina	2010-11
Collinson, Carly	1996-97

HISTORY



RETIRED/HONORED JERSEYS

#2 TAMARA JAMES (2002-06)

2003 Kodak/WBCA & AP Honorable Mention All-American
 2003 Second Team All-BIG EAST
 2003 BIG EAST All-Tournament Team
 2004 Full Court Press Honorable Mention All-American
 2004 First Team All-BIG EAST
 2005 Kodak/WBCA & AP Honorable Mention All-American
 2005 First Team All-ACC
 2005 ACC All-Tournament Second Team
 2006 WBNS Second Team All-American
 2006 Full Court Press Third Team All-American
 2006 First Team All-ACC
 University of Miami Sports Hall of Fame
 ACC Women's Basketball Legend
 Three-time conference scoring champion
 Miami's all-time leading scorer
 Seventh in rebounding and steals at Miami



From day one at the University of Miami, Tamara James made her mark as one of the top basketball players in program history. One of the country's most prolific players in her four collegiate seasons, James averaged 20.4 points per game and finished her career as Miami's all-time leading scorer with 2,406 points.

A standout guard at South Broward High School, James was ranked No. 14 in the nation by All-Star Girls Report in her senior season, during which she averaged 21.0 points and 11.0 rebounds per game. She was named the Florida State Player of the Year in 2002.

James was a McDonald's All-American, Fourth Team Parade All-American and Nike All-American in high school before choosing to attend the University of Miami, where she helped turn the program into one of the nation's best. She recorded one of the best freshman seasons in UM history, becoming the first freshman to lead the BIG EAST in scoring, with an average of 21.0 points per game. This total ranked her No. 12 nationally and was fourth-best in Miami history at the time. She scored double figures in 30 of 31 games played in the 2002-03 season.

Selected to the All-BIG EAST Preseason First Team, James' sophomore season continued in much the same fashion. She became the 17th Hurricane to reach 1,000 points, finishing the season ranked No. 14 in program history with 1,114. She scored a career-high 37 points in a win against Eastern Kentucky, and 22 points in 25 minutes in a win against Seton Hall. She earned All-BIG EAST First Team honors and was named BIG EAST Player of the Week twice on the season.

With Miami's move to the ACC in time for the 2004-2005 season, James became the second player in NCAA history to lead two major conferences in scoring. She led the Hurricanes in nearly every statistical category during her junior season, including field goals made (242), 3-point percentage (.328), rebounding (6.9 rpg) and minutes played (36.1 mpg), helping the Hurricanes to an NCAA Tournament berth.

In her senior season, James led the ACC in scoring with an average of 21.5 points per game and helped earn Miami a place in the 2006 WNIT. She passed UM Hall of Famer Maria Rivera's all-time scoring record when she netted 32 points against FIU. During James' career, the Hurricanes posted a 70-47 record.

James not only left UM with the most points in program history, but also as the leader in free throws made and free throws attempted, in addition to ranking in the top three all-time in nine different categories. She was the first-round draft pick of the WNBA's Washington Mystics in 2006 and has since played overseas for teams in Israel, Turkey and Spain. She was chosen as a member of the ACC Women's Basketball Legends Class of 2012.

RETIRED/HONORED JERSEYS

#10 OCTAVIA BLUE (1994-98)

1995 BIG EAST All-Freshman Team
1996 Second Team All-BIG EAST
1997 Second Team All-BIG EAST
1998 WBNS Third Team All-American
1998 Kodak/WBCA Honorable Mention All-American
1998 First Team All-BIG EAST
University of Miami Sports Hall of Fame
ACC Women's Basketball Legend
Miami's single-season 3-point percentage leader
Eighth in scoring at Miami

The first player in University of Miami program history to be drafted by a WNBA team, Octavia Blue had an illustrious career as a Hurricane. She ended her tenure at UM ranking in the top six of numerous career statistical categories, including fourth in scoring with 1,724 points, a number that still ranks eighth all-time.

A native of Deerfield Beach, Fla., Blue matriculated to Miami after a stellar prep career at nearby Nova High School, where she was a two-time team captain. She averaged double figures all four seasons, including posting 28.2 points and 15.0 rebounds per game during a dominant senior season. That year, she received first team all-state and player of the year recognition from both the Miami Herald and the Sun Sentinel. Both papers named Blue, who notched 46 points in one high school game, second team all-state after a junior season in which she logged 26.4 points and 13.0 rebounds per game.

Blue made an impact right away at Miami, leading the Hurricanes in scoring (14.5 ppg), rebounding (7.2 rpg), minutes (29.8 mpg) and blocks (20) during her freshman campaign in 1994-95. In the first game of her career, Blue notched 24 points and nine rebounds against Fairfield. She followed that with a 28-point outing versus Florida Atlantic in her second-career contest. Following the season, Blue was selected to the BIG EAST All-Freshman Team.

In 1995-96, as a sophomore, Blue garnered the first of three straight All-BIG EAST honors. Starting all 27 contests, Blue scored in double figures 24 times and led Miami in scoring (16.0 ppg) for the second straight year. She also tallied a team-best five double-doubles and paced UM in field goal percentage (.488). Blue earned the first of four career BIG EAST Player of the Week honors during a season in which Miami tied for first in the BIG EAST 7 Division.

Blue was named a Third Team All-BIG EAST selection for the second season in a row as a junior in 1996-97. The skilled forward posted 13.4 points and 5.6 rebounds per contest and totaled a career-best 37 steals during the campaign.

Saving her best for last, Blue was dominant during her senior season in 1997-98. She became the second player in program history to garner first, second or third team All-America honors, earning WBNS Third Team All-America status. A Second Team All-BIG EAST pick and a Kodak/WBCA Honorable Mention All-American, Blue led Miami in scoring for the third time (19.2 ppg) and helped the Hurricanes to their fourth NCAA Tournament appearance. Her 40 points and 16 made field goals against Florida Atlantic were then the third-highest single-game marks by a UM player and it still stands tied for fourth. After attempting just three 3-pointers in her first three seasons, Blue posted the best single-season mark in program history (.453) in her last year.

Blue started 107 of 112 games during her career and three of contests she did not start were games she missed with an ankle injury as a freshman. Entering 2017-18, she has still has six career records in the top 10 on Miami's all-time list. In 2008, Blue was both inducted into the UM Sports Hall of Fame and tabbed as an ACC Women's Basketball Legend.





RETIRED/HONORED JERSEYS

#11 MARIA RIVERA (1984-88)

1984 WBBY Freshman All-American
1988 Kodak/WBCA Honorable Mention All-American
University of Miami Sports Hall of Fame
Miami's all-time leader in field goals made
Second in scoring and steals, sixth in assists at Miami
Only Hurricane to score 40-plus points in a game multiple times

As one of the most electric scorers ever to step on the court and play at the University of Miami, Maria Rivera left her mark as a four-year standout with the Hurricanes. During her playing career from 1984-88, Rivera reached a level never before achieved at Miami and departed as the Hurricanes' record holder in several categories, including career points with 2,358.

Rivera came to Miami by way of Canovana, Puerto Rico, where, at just the age of 14, she was named the 1978 Player of the Year by the Puerto Rican Olympic Committee before going on to star on the Puerto Rican 1979 and 1983 Pan American Teams.



From day one she showed an unprecedented desire to achieve at UM. Speaking only Spanish, Rivera borrowed \$2,000 dollars from a bank to enroll in an intense fast-paced English program to pass an English equivalency exam required to enroll at Miami, and just three months later she was on campus and playing for the Hurricanes.

Rivera averaged 18.7 points and 5.3 assists, leading the Hurricanes in scoring in 13-of-28 games in 1984-85, her first season at Miami. That season she showed what lay ahead on several occasions, including a school-record-setting performance against Lamar during which she hit 10-of-11 shots from the field and a 33-point outing against Florida. Following the conclusion of the regular season, she was named to the *Women's Basketball Yearbook* Freshman All-America Team.

The following season she stepped up her game, averaging 21.4 points, 4.4 rebounds and 3.3 assists. Her 21.4 points per game was the second-highest single-season average in UM history and her 579 points was the third-highest ever at Miami.

Rivera's junior season was highlighted by yet another impressive scoring output, averaging 20.9 points, which ranked third all-time at UM just behind her previous season's mark. That year was full of memorable achievements, including a then-career-high 38-point game in UM's opener against Monmouth, but none were more exciting than when she surpassed former Hurricane Sylvia Wilson to become Miami's all-time leading scorer.

In her senior campaign at Miami, Rivera turned in another memorable season. Needing 29 points to break former men's basketball legend Rick Barry's UM basketball record of 2,298 points, Rivera scored 30 points in the first half of a Feb. 25 contest with UCF en route to a then-school-record 41 points to become Miami's all-time leading scorer in both men's and women's basketball.

Upon finishing her career with the Hurricanes, Rivera left as the school record-holder in 16 separate categories—including points (2,358), scoring average (21.1 ppg), steals (382) and field goals made (891) and attempted (1,931) to firmly ensure her place as one of the greatest basketball players to ever play at Miami.

RETIRED/HONORED JERSEYS

#24 FRANCES SAVAGE (1988-92)

*1990 WNIT All-Tournament Team
1991 AP Second Team All-American
1991 Kodak/WBCA Honorable Mention All-American
1992 Sports Illustrated Player of the Year
1992 Kodak/WBCA First Team All-American
1992 BIG EAST Player of the Year
1992 BIG EAST Tournament MVP
1992 First Team All-BIG EAST
1992 BIG EAST Most Improved Player
University of Miami Sports Hall of Fame
ACC Women's Basketball Legend
Iron Arrow Society
Third in rebounding, fourth in scoring at Miami*

Frances Savage is one of the best players to ever don a uniform at the University of Miami. During her four-year career from 1988-91 Savage etched her name throughout the UM record books. She left as the school's second all-time leading scorer with 2,184 points and still ranks first all-time with a career 23.2 scoring average—despite missing all but two games of the 1990-91 season.



The 12th child of a household of 13 children, the Fort Lauderdale, Fla., native averaged greater than 30 points per game during her senior season at Sunrise Piper High School and was named the Miami Herald's Broward Player of the Year in 1985 and 1987.

After drawing All-America honors as a high school standout, Savage chose to attend the University of Miami, but was forced to sit out her freshman season in 1987 while fulfilling academic requirements. Once her opportunity arose in 1988, Savage burst onto the scene, scoring 32 points in her collegiate debut versus Southwest Missouri State—the most points scored by a Miami player in her opening game. She would go on to start and score double figures in all 29 games of the 1988 season, averaging 22.4 points and 9.2 rebounds per game.


As a preseason All-America candidate, Savage's junior season picked up where the 1988 season left off, scoring double figures in all 31 games that season while leading the team in scoring (23.6 ppg), rebounding (9.5 rpg), steals (71), free throw percentage (.786) and field goal percentage (.540). In 1990, Savage opened her senior season with back-to-back 30-point outings, but was lost for the year with a torn ACL suffered in just the second game of the season.

Granted a fifth year of eligibility, in 1991, Savage returned to score 31 points in her first start against in-state rival Florida. She tied the then-school record with 41 points in Miami's win over Providence during the course of the Hurricanes' 30-game win streak.

Averaging 23.3 points and 10.6 rebounds per game, Savage helped lead the Hurricanes to the BIG EAST Championship title in only their first season in the conference and was named both the BIG EAST and Sports Illustrated Player of the Year, in addition to garnering Kodak/WBCA All-America honors.

At the end of her illustrious career, Savage ranked No. 10 in Division I history in scoring average (minimum 1,500 points) and her 23.2 mark stands at No. 20 all-time entering 2016-17.

Savage left Miami as one of the most decorated athletes in school history, holding nine Hurricane records, as well as finishing as the school's second all-time leading scorer. She has since been inducted into the UM Sports Hall of Fame and to UM's Iron Arrow Society—the highest honor bestowed on an individual by the university. Savage was Miami's inaugural ACC Women's Basketball Legend, earning the distinction in 2005.







2020-21 SCHEDULE

NOV. 25	JACKSONVILLE
NOV. 28	NORTH FLORIDA
DEC. 3	FLORIDA ATLANTIC
DEC. 6	STETSON
DEC. 10	SYRACUSE
DEC. 13	DUKE
DEC. 17	@ GEORGIA TECH
DEC. 20	@ LOUISVILLE
DEC. 31	NOTRE DAME
JAN. 3	CLEMSON
JAN. 7	@ WAKE FOREST
JAN. 10	NORTH CAROLINA
JAN. 14	FLORIDA STATE
JAN. 17	@ SYRACUSE
JAN. 21	@ PITTSBURGH
JAN. 28	GEORGIA TECH
JAN. 31	BOSTON COLLEGE
FEB. 4	@ NC STATE
FEB. 7	@ DUKE
FEB. 11	VIRGINIA TECH
FEB. 14	@ FLORIDA STATE
FEB. 21	VIRGINIA
FEB. 25	WAKE FOREST
FEB. 28	@ CLEMSON

MIAMI HURRICANES

BASKETBALL

