



# 2020-21 @CANESHOOPS GAME NOTES

Miami Athletics Communications • 5821 San Amaro Drive • Coral Gables, FL 33146 • MiamiHurricanes.com  
Associate Director of Communications: Alex Schwartz • Email: alexschwartz@miami.edu • Phone: 609-802-3674/305-284-3249  
Twitter: @CanesHoops | Instagram: @CanesHoops | Facebook: /CanesHoops

## MAN DOWN

6.0

Sam Waardenburg, who led Miami in rebounds (6.0) and blocks (1.1) per game in 2019-20, will miss the entire season due to a left foot injury sustained in practice in late October.

## FOUR IN A ROW

10

From 2014-15 to 2017-18, Miami, Duke, North Carolina and Virginia were the only teams with 10-plus ACC wins each year.

## SELECT COMPANY

12.5

Of the 353 Division I teams, Miami was one of just 45 to have three players average at least 12.5 points per game last year.

## ONE OF A KIND

17

In Miami's 17th year in the ACC, Chris Lykes became its first two-time Preseason All-ACC honoree, earning first-team status.

## DISHING OUT DIMES

18

With 18 assists in the opener, Miami matched its highest mark from 2019-20 (3/7/20 in OT vs. Syracuse) and logged its best total in a regulation game since 2/23/19 against Georgia Tech.

## AUTOMATIC

30

Isaiah Wong has connected on 30 straight free throws, dating back to his second attempt on 2/12/20 against Boston College.

## MAGNIFICENT MONTH

41

Miami's .774 winning percentage (41-12) in December under Jim Larrañaga is its best in any month during his tenure.

## STRONG AT THE STRIPE

75.9

The Hurricanes led the ACC and ranked No. 30 in the nation in 2019-20 with a 75.9 percent clip from the free-throw line.

## SUNSHINE STATE SUCCESS

83

Since the 1985 program rebirth, Miami is 83-7 (.922) against in-state non-Power Five teams, including 63-2 (.969) at home.

## WINNING WAYS

661

With a 661-447 career record, Jim Larrañaga ranks No. 10 in victories among active DI coaches and places No. 37 all-time (min. 10 years at DI school). *More on pages 9-10*

## 2020-21 SCHEDULE

DATE	OPPONENT	TIME/SCORE (TV)
NOV. 29	NORTH FLORIDA	W, 77-59 (ACCN)
DEC. 4	STETSON	8 p.m. (ACCN)
DEC. 8	PURDUE+	5 p.m. (ESPN2)
DEC. 12	FGCU	TBD (ACCNX)
DEC. 16	PITTSBURGH*	6 p.m. (ACCN)
DEC. 19	JACKSONVILLE	3:30 p.m. (RSN)
Dec. 29	at Virginia Tech*	6 p.m. (ACCN)
JAN. 2	CLEMSON*	2 p.m. (RSN)
JAN. 5	NORTH CAROLINA*	8 p.m. (ESPN)
Jan. 9	at NC State*	12 p.m. (RSN)
Jan. 12	at Boston College*	7 p.m. (RSN)
JAN. 16	LOUISVILLE*	8 p.m. (ACCN)
Jan. 19	at Syracuse*	7 p.m. (ACCN)
JAN. 24	NOTRE DAME*	6 p.m. (ACCN)
Jan. 27	at Florida State*	6 p.m. (ESPN2)
Jan. 30	at Wake Forest*	2 p.m. (ACCN)
FEB. 1	DUKE*	7 p.m. (ESPN)
FEB. 6	VIRGINIA TECH*	12 p.m. (RSN)
Feb. 8	at North Carolina*	7 p.m. (ESPN)
Feb. 14	at Notre Dame*	6 p.m. (ACCN)
FEB. 20	GEORGIA TECH*	12 p.m. (RSN)
FEB. 24	FLORIDA STATE*	8:30 p.m. (ACCN)
Feb. 27	at Clemson*	2 p.m. (RSN)
March 1	at Virginia*	9 p.m. (ESPN2/U)
March 5	BOSTON COLLEGE*	6 p.m. (ACCN)
March 9-13	ACC Tournament (Greensboro, N.C.)	TBD (TBD)

**BOLD CAPS** - home game, played at the Watsco Center in Coral Gables, Fla.  
\* - ACC game  
+ - Big Ten/ACC Challenge (Coral Gables, Fla.)

## GAME 2 | DEC. 4, 2020 • 8 P.M. ET • CORAL GABLES, FLA.



## MIAMI HURRICANES (1-0)

Head Coach: Jim Larrañaga (Providence, 1971)  
Record at UM: 191-113 (10th season), Career Record: 661-447 (37th season)

VS



## STETSON HATTERS (0-1)

Head Coach: Donnie Jones (Pikeville, 1988)  
Record at SU: 16-18 (second season), Career Record: 171-147 (11th season)

## SERIES HISTORY

All-Time: 49-33 (9-0 since rebirth) | Home: 30-13 | Away: 19-20 | Neutral: 0-0 | Coach L: 1-0 (1-0 at UM)  
Streak: Won 9 | Last Meeting: 87-79 home win (Nov. 9, 2012) | First Meeting: 33-25 home win (Jan. 20, 1928)

## BROADCAST INFORMATION

ACC Network • Play-by-Play: Anish Shroff • Color: Paul Biancardi | <https://es.pn/36sbeXw>  
WQAM 560 AM • Joe Zagacki • Danny Rabinowitz | WQAM.Radio.com  
WVUM 90.5 FM • Philip Capuzzi • Brendan Reilly | WVUM.org

## NEWS & NOTES

### FREQUENT FOE

Miami and Stetson have previously met 82 times, dating back to 1927-28, the Hurricanes' first year playing varsity opponents. Miami's 82 matchups with the Hatters are its second-most against any opponent, trailing only the 85 games it has played versus Florida State. Additionally, the Hurricanes' 49 wins over Stetson are 13 more than it owns against any other team (36 against Florida State and Rollins).

### RUN IT BACK

Miami is one of just seven schools from a high-major conference (Power Five + BIG EAST) that did not lose a transfer from last season's roster, alongside Baylor, Florida State, Marquette, TCU, Villanova and Virginia. Of those programs, only four (Miami, Baylor, TCU and Virginia) also lost no players to the NBA early-entry list.

### TALL TASKS, SHORT BENCH

The Hurricanes' final 2019-20 strength of schedule ranked No. 20 nationally, per ESPN. Miami twice played three of the four ACC teams that posted 15-plus wins and twice played another team that reached 10 victories. Miami did all this despite having six players combine to miss 47 games due to injury. The Hurricanes played 13 games with eight or fewer scholarship players, posting a 5-8 mark, compared to an 11-8 ledger when it had nine.

### THE U TO THE LEAGUE

Miami is one of 18 schools with four-plus NBA Draft selections over the last four years and one of 20 schools with at least one draftee in at least three of the past four years. The Hurricanes are one of just 15 teams featured on both lists, alongside Arizona, Duke, Florida State, Iowa State, Kansas, Kentucky, Maryland, Michigan, North Carolina, Oregon, UCLA, USC, Villanova and Washington. More information can be found on page five.

### HURRICANE HERO

Jim Larrañaga ranks second at Miami with 191 victories and third with a .628 winning percentage. His six 20-win seasons at The U are the most of any coach and a third of the program's total. Coach L has also led Miami to all three of its 25-win campaigns, two of its three Sweet 16 berths and four of its 10 NCAA Tournament trips.

### STETSON

The Hatters, 0-1 thus far, are led by sophomore guard Rob Perry, a preseason all-league pick who had 26 points in the season opener. After going 16-17 (9-7) last year, Stetson was voted third in the Atlantic Sun preseason poll.

## PROJECTED STARTERS

	CHRIS LYKES	CAREER HIGHS	NOTES
0	Sr.   G   5-7   160 Mitchellville, Md. 2019-20: 15.4 ppg, 2.1 rpg, 2.4 apg	Pts: 28 Stl: 5 Reb: 6 Blk: 2 Ast: 9 Min: 42	Preseason First Team All-ACC pick; Third-leading returning scorer in the league
2	ISAIAH WONG	CAREER HIGHS	NOTES
	So.   G   6-3   180 Piscataway, N.J. 2019-20: 7.7 ppg, 3.0 rpg, 1.0 apg	Pts: 27 Stl: 3 Reb: 12 Blk: 1 Ast: 3 Min: 42	Started the final 13 games last season, averaging 14.2 ppg on 47.6 / 39.5 / 92.5 clips
3	NYSIER BROOKS	CAREER HIGHS	NOTES
	RSr.   C   7-0   240 Philadelphia, Pa. Redshirted in 2019-20	Pts: 17 Stl: 3 Reb: 12 Blk: 5 Ast: 3 Min: 36	Logged 8.1 ppg, 6.3 rpg and 1.5 bpg in 2018-19; Cincinnati went 89-18 in his three years there
23	KAMERON MCGUSTY	CAREER HIGHS	NOTES
	RSr.   G   6-5   190 Katy, Texas 2019-20: 12.5 ppg, 4.0 rpg, 1.6 apg	Pts: 28 Stl: 5 Reb: 10 Blk: 2 Ast: 6 Min: 44	Scored 10-plus 21 times last year; Won Co-ACC Player of the Week on 12/23/19
33	MATT CROSS	CAREER HIGHS	NOTES
	Fr.   F   6-7   225 Beverly, Mass. High school senior in 2019-20	Pts: 10 Stl: 1 Reb: 7 Blk: 2 Ast: 3 Min: 26	Third Miami freshman in ACC era to start season opener; Four-star, top-100 recruit



# ROSTER BREAKDOWN

## NUMERICAL ROSTER

NO.	NAME	POS.	HT.	WT.	CL.	HOMETOWN / LAST SCHOOL
0	Chris Lykes	G	5-7	160	Sr.	Mitchellville, Md. / Gonzaga College HS (D.C.)
1	Anthony Walker	F	6-9	210	So.	Baltimore, Md. / Brewster Academy (N.H.)
2	Isaiah Wong	G	6-3	180	So.	Piscataway, N.J. / Monsignor Bonner (Pa.)
3	Nysier Brooks	C	7-0	240	RSr.	Philadelphia, Pa. / Cincinnati / Advanced Prep International (Texas)
4	Elijah Olaniyi	G	6-5	205	Sr.	Newark, N.J. / Stony Brook / East Side
5	Harlond Beverly	G	6-5	185	So.	Detroit, Mich. / Montverde Academy (Fla.)
10	Filippos Gkogkos	G	6-3	190	So.	Athens, Greece / International School of Bucharest (Romania)
13	Earl Timberlake	G	6-6	215	Fr.	Washington, D.C. / DeMatha Catholic (Md.)
14	Rodney Miller Jr.	C	7-0	250	RSr.	Laurelton, N.Y. / Oak Hill Academy (Va.)
15	Willie Herenton	G	6-2	180	Sr.	Lincolnshire, Ill. / Adlai Stevenson
21	Sam Waardenburg	F	6-10	225	RSr.	Auckland, New Zealand / Rangitoto College
22	Deng Gak	F	6-11	220	RJr.	Sydney, Australia / Blair Academy (N.J.)
23	Kameron McGusty	G	6-5	190	RSr.	Katy, Texas / Oklahoma / Sunrise Christian Academy (Kan.)
33	Matt Cross	F	6-7	225	Fr.	Beverly, Mass. / Brewster Academy (N.H.)

## ALPHABETICAL ROSTER

NO.	NAME	POS.	HT.	WT.	CL.	HOMETOWN / LAST SCHOOL
5	Harlond Beverly	G	6-5	185	So.	Detroit, Mich. / Montverde Academy (Fla.)
3	Nysier Brooks	C	7-0	240	RSr.	Philadelphia, Pa. / Cincinnati / Advanced Prep International (Texas)
33	Matt Cross	F	6-7	225	Fr.	Beverly, Mass. / Brewster Academy (N.H.)
22	Deng Gak	F	6-11	220	RJr.	Sydney, Australia / Blair Academy (N.J.)
10	Filippos Gkogkos	G	6-3	190	So.	Athens, Greece / International School of Bucharest (Romania)
15	Willie Herenton	G	6-2	180	Sr.	Lincolnshire, Ill. / Adlai Stevenson
0	Chris Lykes	G	5-7	160	Sr.	Mitchellville, Md. / Gonzaga College HS (D.C.)
23	Kameron McGusty	G	6-5	190	RSr.	Katy, Texas / Oklahoma / Sunrise Christian Academy (Kan.)
14	Rodney Miller Jr.	C	7-0	250	RSr.	Laurelton, N.Y. / Oak Hill Academy (Va.)
4	Elijah Olaniyi	G	6-5	205	Sr.	Newark, N.J. / Stony Brook / East Side
13	Earl Timberlake	G	6-6	215	Fr.	Washington, D.C. / DeMatha Catholic (Md.)
21	Sam Waardenburg	F	6-10	225	RSr.	Auckland, New Zealand / Rangitoto College
1	Anthony Walker	F	6-9	210	So.	Baltimore, Md. / Brewster Academy (N.H.)
2	Isaiah Wong	G	6-3	180	So.	Piscataway, N.J. / Monsignor Bonner (Pa.)

## COACHING STAFF

**Head Coach:** Jim Larrañaga (Providence '71, 10th season)  
**Associate Head Coach:** Chris Caputo (Westfield State [Mass.] '02, 10th season)  
**Assistant Coach:** Bill Courtney (Bucknell '92, second season)  
**Assistant Coach:** Adam Fisher (Penn State '06, eighth season, sixth as AC)  
**Director of Basketball Operations:** Lamont Franklin (UNC Wilmington '97, fourth season)  
**Associate Director of Basketball Operations:** Jeff Dyer (Delaware '14, fourth season)  
**Athletic Trainer:** Cory Kaplan (Florida '14, second season)  
**Strength & Conditioning Coach:** Phil Baier (Springfield [Mass.] '13, second season)

## PRONUNCIATION GUIDE

**Jim Larrañaga:** Lare-Uh-NAY-Guh  
**Chris Caputo:** Kuh-PEW-Toe  
**Phil Baier:** BUY-er  
**Nysier Brooks:** Nah-SEER  
**Deng Gak:** GACK  
**Filippos Gkogkos:** Fill-EEP-Ose GO-Gose  
**Willie Herenton:** HEHR-In-Ton  
**Elijah Olaniyi:** Oh-LAH-Nee-Yee  
**Sam Waardenburg:** WAR-Din-Berg

## RETURNERS (11)

No. 0 Chris Lykes\*  
 No. 1 Anthony Walker  
 No. 2 Isaiah Wong  
 No. 3 Nysier Brooks+  
 No. 5 Harlond Beverly  
 No. 10 Filippos Gkogkos  
 No. 14 Rodney Miller, Jr.\*  
 No. 15 Willie Herenton  
 No. 21 Sam Waardenburg\*  
 No. 22 Deng Gak  
 No. 23 Kameron McGusty\*

\* returning starter  
 + redshirted last season

## NEWCOMERS (3)

No. 4 Elijah Olaniyi^  
 No. 13 Earl Timberlake  
 No. 33 Matt Cross

^ redshirting in 2019-20

## FRESHMEN (2)

No. 13 Earl Timberlake  
 No. 33 Matt Cross

## SOPHOMORES (4)

No. 1 Anthony Walker  
 No. 2 Isaiah Wong  
 No. 5 Harlond Beverly  
 No. 10 Filippos Gkogkos

## JUNIORS (1)

No. 22 Deng Gak (RS)

## SENIORS (7)

No. 0 Chris Lykes  
 No. 3 Nysier Brooks (RS)  
 No. 4 Elijah Olaniyi^  
 No. 14 Rodney Miller, Jr. (RS)  
 No. 15 Willie Herenton  
 No. 21 Sam Waardenburg (RS)  
 No. 23 Kameron McGusty (RS)

## BY LOCATION

### MARYLAND (2)

No. 0 Chris Lykes  
 No. 1 Anthony Walker

### ILLINOIS (1)

No. 15 Willie Herenton

### MASSACHUSETTS (1)

No. 33 Matt Cross

### MICHIGAN (1)

No. 5 Harlond Beverly

### NEW JERSEY (1)

No. 2 Isaiah Wong

### NEW YORK (1)

No. 14 Rodney Miller, Jr.

### PENNSYLVANIA (1)

No. 3 Nysier Brooks

### TEXAS (1)

No. 23 Kameron McGusty

### WASHINGTON, D.C. (1)

No. 13 Earl Timberlake

### AUSTRALIA (1)

No. 22 Deng Gak

### GREECE (1)

No. 10 Filippos Gkogkos

### NEW ZEALAND (1)

No. 21 Sam Waardenburg



# PLAYER SPOTLIGHTS



**#0 CHRIS LYKES**  
Sr. • G • 5-7 • 160  
Mitchellville, Md.

	GP-GS	PPG	RPG	APG	MPG
2019-20	26-24	15.4	2.1	2.4	30.0
CAREER	91-67	13.6	2.0	2.7	28.4



**#1 ANTHONY WALKER**  
So. • F • 6-9 • 210  
Baltimore, Md.

	GP-GS	PPG	RPG	APG	MPG
2019-20	25-0	3.3	2.1	0.2	12.3
CAREER	26-0	3.5	2.2	0.3	12.6




**#2 ISAIAH WONG**  
So. • G • 6-3 • 180  
Piscataway, N.J.

	GP-GS	PPG	RPG	APG	MPG
2019-20	31-13	7.7	3.0	1.0	21.2
CAREER	32-14	8.1	3.1	1.1	21.6



**#3 NYSIER BROOKS**  
RSr. • C • 7-0 • 240  
Philadelphia, Pa.

	GP-GS	PPG	RPG	APG	MPG
2019-20	-	-	-	-	-
CAREER	104-38	4.4	4.9	0.2	13.9



**#4 ELIJAH OLANIYI**  
Sr. • G • 6-5 • 205  
Newark, N.J.

	GP-GS	PPG	RPG	APG	MPG
2019-20	28-26	18.0	6.5	2.1	32.6
CAREER	91-64	12.5	5.4	1.5	28.5




**#5 HARLOND BEVERLY**  
So. • G • 6-5 • 185  
Detroit, Mich.

	GP-GS	PPG	RPG	APG	MPG
2019-20	31-5	7.2	2.3	2.3	19.9
CAREER	32-5	7.3	2.6	2.3	19.9



**#10 FILIPPOS GKOGKOS**  
So. • G • 6-3 • 193  
Athens, Greece

	GP-GS	PPG	RPG	APG	MPG
2019-20	7-0	0.0	0.4	0.0	2.0
CAREER	7-0	0.0	0.4	0.0	2.0



**#13 EARL TIMBERLAKE**  
Fr. • G • 6-6 • 215  
Washington, D.C.

	GP-GS	PPG	RPG	APG	MPG
2019-20	-	-	-	-	-
CAREER	-	-	-	-	-



**#14 RODNEY MILLER JR.**  
RSr. • C • 7-0 • 250  
Laurelton, N.Y.

	GP-GS	PPG	RPG	APG	MPG
2019-20	30-28	7.2	5.5	0.5	24.1
CAREER	61-28	4.1	3.0	0.2	13.7



**#15 WILLIE HERENTON**  
Sr. • G • 6-2 • 180  
Lincolnshire, Ill.

	GP-GS	PPG	RPG	APG	MPG
2019-20	11-0	0.8	0.2	0.1	2.5
CAREER	27-0	0.9	0.1	0.0	2.1



**#21 SAM WAARDENBURG**  
RSr. • F • 6-10 • 215  
Auckland, New Zealand

	GP-GS	PPG	RPG	APG	MPG
2019-20	30-24	5.9	6.0	1.0	28.3
CAREER	83-35	5.0	4.3	1.0	23.6




**#22 DENG GAK**  
RJr. • F • 6-11 • 220  
Sydney, Australia

	GP-GS	PPG	RPG	APG	MPG
2019-20	7-0	1.7	2.0	0.1	12.0
CAREER	15-1	2.1	3.1	0.4	13.4



**#23 KAMERON MCGUSTY**  
RSr. • G • 6-5 • 190  
Katy, Texas

	GP-GS	PPG	RPG	APG	MPG
2019-20	28-21	12.5	4.0	1.6	29.4
CAREER	92-47	10.3	2.7	0.9	24.1



**#33 MATT CROSS**  
Fr. • F • 6-7 • 225  
Beverly, Mass.

	GP-GS	PPG	RPG	APG	MPG
2019-20	-	-	-	-	-
CAREER	1-1	10.0	7.0	3.0	26.0



# THE LAST TIME IT HAPPENED...

## Player Scored 40+ Points

**Miami** Darius Rice (43), vs. Connecticut, 1/20/03  
**Opponent** Sean Singletary (41), vs. Virginia, 3/1/08

## Player Scored 35+ Points

**Miami** Jack McClinton (35), vs. North Carolina, 3/15/09  
**Opponent** Xavier Rathan-Mayes (35), vs. Florida State, 2/25/15

## Player Scored 30+ Points

**Miami** Bruce Brown, Jr. (30), vs. North Carolina, 1/28/17  
**Opponent** Coby White (33), at North Carolina, 2/9/19

## Two Players Scored 20 Points

**Miami** Isaiah Wong (27), Chris Lykes (23), Kameron McGusty (21), at Virginia Tech, 2/19/20 (*three players*)  
**Opponent** Tyrece Raford (26), Jalen Cone (20), at Virginia Tech, 2/19/20

## Three Players Scored 20+ Points

**Miami** Isaiah Wong (27), Chris Lykes (23), Kameron McGusty (21), at Virginia Tech, 2/19/20  
**Opponent** Travis Mays (40), Alvin Heggs (22), Lance Blanks (21), Texas, 2/22/89

## Five (not 5+) Players Scored in Double Figures

**Miami** Isaiah Wong (20), Harlond Beverly (11), Chris Lykes (11), Matt Cross (10), Kameron McGusty (10), vs. North Florida, 2/19/20  
**Opponent** MJ Walker (14), Patrick Williams (14), Devin Vassell (13), Wyatt Wilkes (11), Trent Forrest (10), at Florida State, 2/8/20

## Six (not 6+) Players Scored in Double Figures

**Miami** Chris Lykes (18), Ja'Quan Newton (15), Dewan Huell (14), Lonnie Walker IV (13), Ebuka Izundu (12), DJ Vasiljevic (10), at North Carolina, 2/27/18  
**Opponent** Phil Cofer (21), Braian Angola (18), CJ Walker (17), Terance Mann (14), MJ Walker (13), Christ Koumadje (13), at Florida State, 1/27/18

## Seven+ Players Scored in Double Figures

**Miami** Sheldon McClellan (18), Ja'Quan Newton (15), James Palmer (14), Ebuka Izundu (11), Angel Rodriguez (11), Ivan Cruz Uceda (10), Anthony Lawrence II (10), vs. Mississippi State, 11/19/15

## Player Grabbed 15+ Rebounds

**Miami** Keith Stone (18), at Virginia Tech, 2/19/20  
**Opponent** Tulio Da Silva (17), vs. Missouri State, 11/21/19

## Player Grabbed 20+ Rebounds

**Miami** Reggie Johnson (20), vs. Florida Atlantic, 3/16/11  
**Opponent** Kelly Wise (21), vs. Memphis, 12/21/00

## Two Players Grabbed 10+ Rebounds

**Miami** Keith Stone (18) & Isaiah Wong (12), at Virginia Tech, 2/19/20  
**Opponent** Landers Nolley II (11) & Tyrece Radford (10), at Virginia Tech, 2/19/20

## Three Players Grabbed 10+ Rebounds

**Miami** Mark Richardson (11), Eric Brown (10), Joe Wylie (10) vs. FIU, 3/6/89  
**Opponent** Matt Harpring (12), Dion Glover (10), Michael Maddox (10), Georgia Tech, 12/27/97

## Player Had 10+ Assists

**Miami** Bruce Brown, Jr. (10), vs. Gardner-Webb, 11/10/17  
**Opponent** Prentiss Hubb (10), at Notre Dame, 2/23/20

## Player Had 10+ Blocks

**Miami** Anthony King (10), vs. Florida Atlantic, 11/29/04  
**Opponent** Jarvis Varnado (10), Mississippi State, 12/13/07

## Player Had a Double-Double

**Miami** Harlond Beverly (11 pts, 11 reb), vs. North Florida, 11/29/20  
**Opponent** Aamir Simms (14 pts, 10 reb), vs. Clemson in ACC Tournament, 3/11/20

## Player Had a Triple-Double

**Miami** Bruce Brown, Jr. (10 pts, 11 reb, 11 ast), vs. Gardner-Webb, 11/10/17  
**Opponent** Brendan Haywood (18 pts, 14 reb, 10 blk), North Carolina, 12/4/00

## Hit Last-Second Shot to Win

**Miami** Zach Johnson, jumper with 0.4 secs remaining vs. Clemson to win, 65-64, 2/13/19  
**Opponent** Donte Ingram, Loyola Chicago, 3-pointer with 0.3 secs remaining to win, 64-62, in NCAA Tournament, 3/15/18

## Two Players Had Double-Doubles

**Miami** Keith Stone (12 pts, 18 reb) & Isaiah Wong (27 pts, 12 reb), at Virginia Tech, 2/19/20  
**Opponent** Prentiss Hubb (15 pts, 10 ast) & John Mooney (29 pts, 12 reb), at Notre Dame, 2/23/20

## Team Scored 100+ Points

**Miami** 102, at Virginia Tech (3OT), 2/19/20 | In regulation: 105, vs. Mississippi State, 11/19/15  
**Opponent** 103, at Florida State (OT), 1/27/18 | In regulation: 105, at North Carolina, 1/3/07

## Team Scored 90-99 Points

**Miami** 91, vs. Coppin State, 12/21/19  
**Opponent** 99, at Florida State, 2/8/20

## Team Scored 50 Points in a Half

**Miami** 50, first half, at Illinois, 12/2/19  
**Opponent** 50, first half, at Florida State, 2/8/20

## Team Shot 50 Percent in Both Halves

**Miami** .556 (15-27) / .600 (15-25), vs. Boston College, 2/12/20  
**Opponent** .550 (22-40) / .621 (18-29), at North Carolina, 1/25/20

## Team Shot 60 Percent in a Half

**Miami** .600 (15-25), second half, vs. Boston College, 2/12/20  
**Opponent** .621 (18-29), at North Carolina, 1/25/20

## Team Shot 70 Percent in a Half

**Miami** .720 (18-25), second half, vs. Middle Tennessee, 12/25/17

## Team Shot 60 Percent in a Game

**Miami** .600 (30-50), vs. Middle Tennessee, 12/25/17  
**Opponent** .600 (33-55), at Florida State, 1/27/18

## Team Shot Under 30 Percent in a Game

**Miami** .279 (17-61), at Louisville, 1/7/20  
**Opponent** .288 (15-52), vs. La Salle, 11/22/17

## Team Won by 50+ Points

**Miami** 50, vs. Nova Southeastern (108-58), 11/16/09  
**Opponent** 53, vs. Notre Dame (126-73), 2/22/86

## Team won by 40-49 Points

**Miami** 49, vs. Western Carolina (92-43), 11/11/16  
**Opponent** 41, at North Carolina (105-64), 1/31/07

## Team Won by 30-39 Points

**Miami** 31, vs. Coppin State (91-60), 12/21/19  
**Opponent** 33, vs. Duke (95-62), 1/4/20

## Overtime

Miami won in overtime 69-65 (OT), vs. Syracuse, 3/7/20  
Miami lost in overtime 83-79 (OT), vs. Florida State, 1/18/20

## Rankings

Miami defeated a ranked opponent 91-88, at No. 9 North Carolina, 2/27/18  
Miami lost to a ranked opponent 46-44, vs. No. 22 Virginia, 3/4/20  
Miami defeated a top-10 opponent 91-88, at No. 9 North Carolina, 2/27/18  
Miami lost to a top-10 opponent 99-81, at No. 8 Florida State, 2/8/20  
Miami defeated a top-five opponent 64-61, vs. No. 3 Virginia, 2/22/16  
Miami lost to a top-five opponent 95-62, vs. No. 2 Duke, 1/4/20

# THE LAST TIME A MIAMI FRESHMAN...

**Scored 30 Points:** Bruce Brown, Jr. (30), vs. North Carolina, 1/28/17

**Scored 20+ Points:** Isaiah Wong (27), at Virginia Tech, 2/19/20

**Perfect from Field (5+ att):** Reggie Johnson (RS), 8-of-8, vs. Wake Forest, 3/11/10

**Perfect from 3-Pt (3+ att):** Anthony Lawrence II, 4-of-4, vs. Notre Dame, 2/3/16

**Perfect from FT Line (5+ att):** Isaiah Wong, 14-of-14, at Virginia Tech, 2/19/20

**10+ Rebounds:** Isaiah Wong, 12, at Virginia Tech, 2/19/20

**10+ Assists:** Bruce Brown, Jr., 10, vs. South Carolina State, 12/6/16

**5-9 Assists:** Harlond Beverly, 6, vs. Boston College, 2/12/20

**5+ Steals:** Shane Larkin, 6, vs. North Carolina, 1/10/12

**4+ Blocks:** Raphael Akpejori, 4, McNeese State, 11/24/10

**Double-Double:** Isaiah Wong (27 pts, 12 reb), at Virginia Tech, 2/19/20

**Triple-Double:** Bruce Brown, Jr. (11 pts, 11 reb, 10 ast), vs. South Carolina State, 12/6/16



## UPCOMING CAREER MILESTONES

**Nysier Brooks** is five blocks away from 100 ... **Harlond Beverly** is 15 points away from 250 ... **Chris Lykes** is one steal away from 100, four made free throws from 250, four assists from 250 and 14 points from 1,250 ... **Kameron McGusty** is two made field goals away from 350, three rebounds from 250, four made free throws from 150 and nine free-throw attempts from 200 ... **Anthony Walker** is 10 points away from 100 ... **Rodney Miller Jr.**, is two points away from 250 ... **Isaiah Wong** is one rebound away from 100.

## 2020-21 STARTING LINEUPS

Miami used seven starting lineups in 2019-20, including the same five in each of the first 18 games. Below is the rundown of 2020-21 opening groups.

~ Brooks/Cross/Lykes/McGusty/Wong: 1x, 1-0 record, most recent: 11/29/20

## EXCEEDING EXPECTATIONS

In seven of Jim Larrañaga's nine seasons, Miami has finished higher in the final ACC standings than it was picked in the preseason poll and it has never finished greater than one spot lower.

Year	Pre	Final	Margin	Year	Pre	Final	Margin	Year	Pre	Final	Margin
11-12	5th	t-4th	+1	14-15	10th	t-6th	+4	17-18	4th	t-3rd	+1
12-13	5th	1st	+4	15-16	5th	t-2nd	+3	18-19	10th	t-11th	-1
13-14	12th	10th	+2	16-17	9th	t-7th	+2	19-20	9th	t-10th	-1

## BEATING THE BLUE BLOODS

During Jim Larrañaga's nine seasons at Miami, the Hurricanes are 11-16 against Duke (5-7) and North Carolina (6-9), good for the third-most wins—trailing only Duke (13) and Virginia (14)—by any school against those two teams since 2011-12. They defeated at least one of them in each of Coach L's first seven years, topping both in 2012-13 (four total wins) and 2016-17. Prior to Larrañaga's arrival, Miami was 4-31 all-time against the two. The Hurricanes are the only team with at least six victories over those schools by double digits since 2011-12 (only Duke has even five). Miami and Duke are the lone schools with five road wins against the two teams since 2011-12. Miami is also the only team with at least four triumphs by 15-plus—just Louisville even has three—and joins Ohio State as the lone schools with two decisions by 20-plus. Duke's most lopsided loss of the last nine years is to Miami (90-63 on 1/23/13) and it is the third-largest loss ever for an AP No. 1 team, while North Carolina's third-most lopsided loss of that stretch is to the Hurricanes (87-61 on 2/9/13). In 2012-13, Miami became the first team to top both schools by 20-plus since Maryland in 1974-75.

## QUITE THE COACH

Jim Larrañaga is one of 22 active coaches with 650 career wins, including one of 11 at the DI level. He is the 64th of 66 NCAA coaches all-time to reach 650, including the 39th of 40 with DI experience and the 38th of 39 with at least 10 years at that level. Coach L ranks No. 16 all-time in ACC victories (regular season and ACC Tournament) with 96, including fifth among active coaches. He is also tied with Paul Hewitt for No. 19 all-time in total victories while serving as an ACC coach with 190, good for fifth-most among active coaches. In addition, Larrañaga is one of 17 coaches with 100-plus wins at three DI schools and one of just four such active coaches, alongside Nevada's Steve Alford, Kentucky's John Calipari and Oklahoma's Lon Kruger.

## HERE TO STAY

Over the last four years, Miami has not had a single scholarship player who appeared in a game transfer to another school. Every other program in the ACC has at least one, 13 have at least three, eight have at least five, five have at least eight and two are in double figures. The average number of scholarship players who appeared in a game for one of those 14 schools before transferring is 6.1 per team (85 total) over the past four years.

## THE U TO THE LEAGUE (CONTINUED FROM PAGE 1)

Four Hurricanes have been selected in the NBA Draft over the past four years. In 2017, Davon Reed went No. 32 to the Phoenix Suns. In 2018—the third time Miami has had two players picked, along with 1968 and 1970—Lonnie Walker IV went No. 18 to the San Antonio Spurs and Bruce Brown Jr., went No. 42 to the Detroit Pistons. Most recently, in 2019, Dewan Hernandez went No. 59 to the Toronto Raptors.

## MIAMI'S RECORD WHEN...

Record	2020-21 All	ACC	Larrañaga At UM	ACC
All games	1-0	—	191-113	87-75
Home	1-0	—	109-35	54-27
Away	—	—	50-54	33-48
Neutral	—	—	32-24	—
November	1-0	—	45-14	0-1
December	—	—	41-12	3-1
January	—	—	33-35	31-35
February	—	—	44-30	43-30
March	—	—	28-21	10-8
April	—	—	0-1	0-0
vs. Top-10 opponents	—	—	8-23	7-19
vs. Top-25 (includes top-10)	—	—	19-52	13-41
vs. RV opponents	—	—	15-10	8-4
vs. Teams over .500 on gameday	—	—	120-99	63-65
vs. Teams under .500 on gameday	1-0	—	46-9	18-8
vs. Teams at .500 on gameday	—	—	25-5	6-2
While UM in Top 10	—	—	21-10	9-7
While UM in Top 25 (includes top 10)	—	—	58-25	29-17
While UM is RV (only)	—	—	50-18	20-9
In Top-25 matchups	—	—	8-10	6-6
In Top-10 matchups	—	—	0-3	0-2
<i>Note: above rankings records include teams top-25/top-10/RV in either poll</i>				
Leading at halftime	1-0	—	146-22	63-17
Trailing at halftime	—	—	35-83	20-53
Tied at halftime	—	—	10-8	4-5
In overtime games	—	—	11-11	8-6
Single overtime	—	—	7-10	5-5
Double overtime	—	—	3-1	2-1
Triple overtime	—	—	1-0	1-0
Leading w/2:00 left in regulation	1-0	—	176-12	78-7
Trailing w/2:00 left in regulation	—	—	12-98	8-65
Tied w/2:00 left in regulation	—	—	3-3	1-3
UM shoots 50% or better from field	—	—	78-8	26-3
UM shoots 40-49.9% from field	1-0	—	91-42	50-34
UM shoots under 40% from field	—	—	22-63	11-38
Opp. shoots 50% or better from field	—	—	16-42	9-26
Opp. shoots 40-49.9% from field	—	—	79-51	41-35
Opp. shoots under 40% from field	1-0	—	96-20	37-14
UM shoots 70% or better from line	—	—	120-62	57-45
UM shoots under 70% from line	1-0	—	71-51	30-30
UM makes more 3-point FGs	—	—	111-42	49-33
UM makes fewer 3-point FGs	1-0	—	57-51	27-35
3-point FGs are even	—	—	23-20	11-7
4+ Canes in double figures	1-0	—	103-30	42-22
3 Canes in double figures	—	—	67-41	36-24
2 or fewer Canes in double figures	—	—	21-42	9-29
Outrebounding opponent	1-0	—	122-33	50-22
Opponent outrebounds UM	—	—	61-79	33-52
Tied in rebounds	—	—	8-1	4-1
UM records 10 or more steals	1-0	—	26-11	9-8
UM records 15 or more assists	1-0	—	67-8	30-7
UM commits fewer than 15 turnovers	—	—	162-96	75-60
UM commits 15 or more turnovers	1-0	—	29-17	12-15
UM commits fewer turnovers than opp.	1-0	—	112-47	48-30
UM commits more turnovers than opp.	—	—	64-47	30-32
Tied in turnovers	—	—	15-19	9-13
Games decided by 3 points or fewer	—	—	27-21	15-13
Games decided by 4-9 points	—	—	53-39	32-30
Games decided by 10-19 points	1-0	—	70-38	29-23
Games decided by 20-29 points	—	—	27-12	11-6
Games decided by 30-39 points	—	—	12-3	0-3
Games decided by 40+ points	—	—	2-0	—
Playing in morning	—	—	4-1	—
Playing in afternoon (12-4:59 p.m.)	—	—	66-42	36-29
Playing in evening (5 p.m. or later)	1-0	—	121-70	51-46
<i>Note: above game times are based off local time at game location</i>				
UM scores 49 points or fewer	—	—	2-8	1-6
UM scores 50-59 points	—	—	11-44	6-27
UM scores 60-69 points	—	—	46-31	27-16
UM scores 70-79 points	1-0	—	76-24	34-21
UM scores 80-89 points	—	—	40-5	14-4
UM scores 90-99 points	—	—	14-1	4-1
UM scores 100 or more points	—	—	2-0	1-0
Opponent scores 39 points or fewer	—	—	2-0	—
Opponent scores 40-49 points	—	—	29-2	14-2
Opponent scores 50-59 points	1-0	—	60-12	22-9
Opponent scores 60-69 points	—	—	53-31	31-17
Opponent scores 70-79 points	—	—	35-39	14-24
Opponent scores 80-89 points	—	—	10-21	5-16
Opponent scores 90-99 points	—	—	2-7	1-6
Opponent scores 100 or more points	—	—	0-1	0-1

## HAPPY AT HOME

The Hurricanes are 109-35 (.757) at the Watsco Center in Jim Larrañaga's nine seasons at the helm, including 59-15 (.797) over their last 74 outings. As a whole, Miami is 204-79 (.721) at the Watsco Center, which opened as the BankUnited Center Jan. 4, 2003. Prior to Coach L's arrival, the Hurricanes were 95-44 (.683) there.

### Miami at the Watsco Center under Jim Larrañaga

Year	Overall	Non-Conf	ACC
2011-12	14-4	8-2	6-2
2012-13	14-1	6-0	8-1
2013-14	8-8	5-2	3-6
2014-15	12-6	7-2	5-4
2015-16	15-1	6-1	9-0
2016-17	14-2	7-0	7-2
2017-18	11-3	5-0	6-3
2018-19	11-5	6-1	5-4
2019-20	9-5	4-0	5-5
2020-21	1-0	1-0	-
<b>Totals</b>	<b>109-35</b>	<b>55-8</b>	<b>54-27</b>

## CURRENT PRO CANES (23)

### NBA (2)

Name	Letter Years	Team
Bruce Brown Jr.	2016-18	Detroit Pistons
Lonnie Walker IV	2017-18	San Antonio Spurs

### NFL (1)

Name	Letter Years	Team
Jimmy Graham	2005-09	Chicago Bears

### NBA G League (4)

Name	Letter Years	Team
Anthony Lawrence II	2015-19	Northern Arizona Suns
Sheldon Mac	2014-16	Canton Charge
Davon Reed	2015-18	Sioux Falls Skyforce
Angel Rodriguez*	2014-16	Austin Spurs

\* Playing for Vaqueros de Bayamón (Puerto Rico) in the offseason

### International (16)

Name	Letter Years	Team	Country
Rion Brown	2010-14	KK Cedevita Olimpija	Slovenia
Ivan Cruz Uceda	2014-16	CB Leche Río Breogán	Spain
Guillermo Diaz	2003-06	Santeros de Aguada	Puerto Rico
Julian Gamble	2008-11; 12-13	Virtus Segafredo Bologna	Italy
Malcolm Grant	2009-12	Shahrdari Qazvin	Iran
Ebuka Izundu	2015-19	SIG Strasbourg	France
Tonye Jekiri	2012-16	Saski Baskonia	Spain
DeQuan Jones	2008-12	Nishinomiya Storks	Japan
Kenny Kadji	2011-13	Bursaspor Basketbol	Turkey
Anthony King	2003-06; 07-08	Keravnos Strovolou B.C.	Cyprus
Shane Larkin	2011-13	Anadolu Efes S.K.	Turkey
Trey McKinney Jones	2011-13	Gunma Crane Thunders	Japan
Kamari Murphy	2015-17	Fraport Skyliners	Germany
Durand Scott	2009-13	Maccabi Ashdod B.C.	Israel
Keith Stone	2019-20	BC Musel Pikes	Luxembourg
DJ Vasiljevic	2016-20	Sydney Kings	Australia

## PRIME PROGRAM

Through Jim Larrañaga's first nine seasons at Miami (2011-20), the Hurricanes have the fifth-most victories (190) of any team in the ACC for that full stretch. In addition, Miami has the fourth-most road victories (51) and is tied for the fourth-most wins away from home (83) of any such program. In ACC play only, the Hurricanes own the fifth-most victories (87) and fifth-most road triumphs (33) during that nine-year span.

## SHORT BENCH

With Deng Gak missing the final 24 games of the 2019-20 campaign, Miami had only nine available scholarship players. The Hurricanes had just eight to start 2018-19 and then played with only seven in the final 24 games, following Gak's previous injury. The last time Miami used double-digit scholarship players in the same game was Dec. 23, 2017, against New Mexico State in the Diamond Head Classic semifinals in Honolulu. Miami had just seven scholarship players twice in 2019-20 and it had only six in another outing.

## DRIBBLE JUMPERS

Miami, per Synergy Sports, ended the 2019-20 regular season averaging .959 points per possession on off-the-dribble jump-shots. The number placed sixth nationally and, by far, led the ACC, as no other team had a mark above .851. The Hurricanes also finished No. 20 in the country in percentage of shots off the dribble. Individually, Chris Lykes concluded the regular season second in the ACC and No. 48 in the country at 1.20 points per possession in off-the-dribble jumpers, while Kameron McGusty ranked eighth in the ACC (1.02) and since-graduated DJ Vasiljevic placed No. 13 (0.91).

## CATCH AND SHOOT

The Hurricanes, according to Synergy Sports, finished the 2019-20 regular season last in the ACC and No. 343 in the country with 0.836 points per possession off catch-and-shoot jump-shots. Miami also placed No. 14 in the league and No. 332 nationally in percentage of shots off the catch. Individually, no Miami players finished the regular season top-45 in the ACC in points per possession on catch-and-shoot attempts. Only Isaiah Wong (No. 47) and Chris Lykes (No. 54) were in the league's top 65.

## BALLIN' ABROAD

Former Miami guard Shane Larkin set the EuroLeague scoring record (49) on 11/29/19 on just 19 shots in Anadolu Efes' 103-75 win over FC Bayern Munich. He also owns the EuroLeague Final Four-era title game scoring record (29), set 5/19/19 in Anadolu Efes' 91-83 loss to CSKA Moscow. In addition, he holds the EuroLeague record for most points in a Final Four (59), as he tallied 30 in a 92-73 semifinal win over Fenerbahçe Basketball two days before posting 29 in the championship, both in Spain. After a 2019-20 season in which he became the first player with two 40-point games in a campaign, Eurobasket.com tabbed Larkin as the 20 EuroLeague MVP. The website then also listed him as the top player in the league entering 2020-21.

## NEW AT THE U

Miami has two scholarship freshmen on the roster in forward Matt Cross and guard Earl Timberlake. Cross placed No. 87 in the 247Sports Composite rankings, while Timberlake checked in at No. 35 on the list.

## WELCOME TO THE U

Miami inked guards Nisine Poplar and Jakai Robinson during the early signing period. Poplar (6'5, 180) hails from Philadelphia and is a four-star recruit according to both ESPN and Rivals, the latter of which ranks him No. 109 nationally. Robinson (6'4, 200) is a unanimous four-star, top-90 prospect out of Ossining, N.Y., who goes to high school in Maryland and checks in at No. 69 in the 247Sports Composite rankings.





## 10 COMMITMENTS OF MIAMI BASKETBALL

Prior to each practice, 10 poster boards are placed on the baseline, each featuring one commitment of Miami basketball. The 10 are as follows:

- ~ We will set our defense every time.
- ~ We will pressure the man with the ball.
- ~ We will pack the lane to prevent penetration.
- ~ We will contest all shots, hands high. Without fouling.
- ~ We will block out, rebound and run.
- ~ We will run for layups and open threes.
- ~ We will share the ball.
- ~ We will penetrate the defense.
- ~ We will create good shots both inside and outside.
- ~ We will attack the offensive boards.

## COACHING CONTINUITY

Miami's three assistant coaches are in their 38th combined season working for Jim Larrañaga. Associate head coach Chris Caputo is in his 19th year (10 at Miami, nine at George Mason), Bill Courtney is in his 11th (two at Miami, eight at George Mason, one at Bowling Green) and Adam Fisher is in his eighth (all at Miami). That is the second-highest total in the ACC, behind only the 43-year tally from North Carolina's three assistants.

## COACHING COORDINATORS

Jim Larrañaga's assistant coaching staff is set up in a coordinator system. Associate head coach Chris Caputo, in his 10th year with the Hurricanes, is the defensive coordinator. Adam Fisher, in his eighth season at Miami (sixth as a coach) is the offensive coordinator. Bill Courtney, in his second year with the Hurricanes, handles the scout for every opponent.

## PERFECTION

The Miami men's basketball team posted its first perfect Graduate Success Rate (GSR) in 2018 and then repeated the feat in both 2019 and 2020. The Hurricanes' 100 score was at least 12 points above the national average, regardless of sport, each year. In addition, University of Miami student-athletes as a whole tallied a 91 in 2020, the eighth time in nine years and fifth in a row the Hurricanes posted a figure of 90-plus.

## MORE THAN MEETS THE EYE

Along with his traditional numbers improving drastically during the final 13 games of the 2019-20 season, Isaiah Wong's metrics did, as well. He posted a 61.6 TS%, a 53.6 EFG% and, per KenPom.com, a +2.8 net rating over those 13 games. The TS% and net rating both led the Hurricanes, while his EFG% ranked second. In the prior 18 games, Wong posted a 37.8 TS%, a 32.8 EFG% and, per KenPom.com, a -18.9 net rating. The first two marks were last on the team, with the third number second-lowest on the roster.

## TOP TOTALS

On Dec. 21, 2019, the Hurricanes set program records in both 3-pointers made and attempted in their 91-60 victory over Coppin State at the Watsco Center. Miami went 18-of-38 from long range in the triumph, good for a stellar 47.4 shooting percentage.

## ATTENDANCE INCREASE

Miami has sold over 4,000 season tickets at the Watsco Center in each of the past five years, fully selling out the season ticket allotment in three of them (noted with asterisks). The 5,406 average over the last five years is an 84.4 percent increase from the 2,931 mark in Coach L's first four years.

2011-12: 2,251	2014-15: 3,427	2017-18: 5,986*
2012-13: 2,372	2015-16: 5,550*	2018-19: 5,461
2013-14: 3,674	2016-17: 5,965*	2019-20: 4,071

Tickets are not currently available for purchase in 2020-21 due to COVID-19.

## TALL TEAM

Based off average height, Miami (78.07) has the 10th-tallest roster in the nation this season and ranks fifth at the Power Five level.

1.	Utah State	79.31
2.	Stanford	79.06
3.	Boise State	78.86
T-4.	Florida State	78.57
T-4.	Texas	78.57
6.	UCF	78.44
7.	Siena	78.35
8.	Syracuse	78.10
9.	St. Mary's	78.08
10.	Miami	78.07

## FAMILIAR FACES

Associate head coach Chris Caputo is in his 19th year on Jim Larrañaga's coaching staff, dating back to 2002-03 at George Mason. Only three assistants in the ACC have worked for their current head coach longer: North Carolina's Steve Robinson (26), Florida State's Stan Jones (24) and Notre Dame's Rod Balanis (21). In addition, Caputo and Larrañaga are both New York natives and graduates of Archbishop Molloy High School, where they played for legendary coach Jack Curran. The only other DI staffs with two coaches who attended the same high school are Southern Illinois, St. Mary's and Wake Forest. The Salukis, with brothers Bryan and Brendan Mullins, are the lone other team with the head coach a part of the duo.

## RARE AIR

Jim Larrañaga is one of just 14 active DI head coaches to earn conference coach of the year accolades in at least three different leagues. Of those 14, he is one of just seven with at least five total honors. The other coaches on the list are as follows. An asterisk indicates the coach has at least five total plaudits.

- Oregon's Dana Altman\*
- Tennessee's Rick Barnes\*
- Kentucky's John Calipari\*
- UCLA's Mick Cronin
- Ole Miss' Kermit Davis
- Coastal Carolina's Cliff Ellis\*
- Ohio State's Chris Holtmann
- Mississippi State's Ben Howland
- West Virginia's Bob Huggins\*
- Santa Clara's Herb Sendek
- High Point's Tubby Smith\*
- Kansas State's Bruce Weber
- Florida's Mike White

## ACC PRESEASON POLL

Miami was picked to finish seventh in the ACC this year, three positions above where it finished the 2019-20 season. It is Miami's top mark since a fourth-place prediction in 2017-18 and the fifth-highest spot of Jim Larrañaga's 10-year tenure. Below is the predicted order of finish with each team's point total and number of first-place votes.

1.	Virginia (97, 2214)
2.	Duke (34, 2146)
3.	Florida State (15, 1973)
4.	North Carolina (7, 1933)
5.	Louisville (2, 1693)
6.	Syracuse (1234)
7.	<b>Miami (1233)</b>
8.	NC State (1149)
9.	Georgia Tech (1147)
10.	Clemson (1057)
11.	Virginia Tech (794)
12.	Notre Dame (769)
13.	Pittsburgh (635)
14.	Boston College (404)
15.	Wake Forest (229)

## 20-GAME SLATE

This season is the second of the 20-game ACC schedule. Miami still has the same two primary rivals (Florida State and Virginia Tech), while its other repeats are Boston College, Clemson, North Carolina and Notre Dame. Just two of those six finished top-six in the ACC last year, whereas four of Miami's 2019-20 doubles did so. Next year, the Hurricanes' repeat foes are set to be Florida State, Georgia Tech, Syracuse, Virginia, Virginia Tech and Wake Forest.

## SIT-OUT SUCCESS

Nysier Brooks is the fifth player to transfer to Miami during Jim Larrañaga's tenure and play after sitting out a season. The prior four (Sheldon McClellan, Kameron McGusty, Kamari Murphy and Angel Rodriguez) averaged 11.2 points, 4.3 rebounds and 2.1 assists in 29.3 minutes per game during their first season back in action.

## BIG NUMBERS

Miami is one of 12 DI teams returning over 75 percent of its scoring, rebounds, assists, steals and blocks from last year. The others are Drexel, East Carolina, George Mason, Navy, New Hampshire, Richmond, Rutgers, South Dakota State, Texas, UCLA and USC Upstate. Miami's total includes Sam Waardenburg, who is out for the year.

# LOTS TO KNOW ABOUT LYKES

## TRACKING LYKES (ACC-ONLY)

### ACC-Only Scoring

Rank	Name	Years	Total (Avg.)
1.	Jack McClinton	2006-09	888 (18.7)
...3.	Davon Reed	2013-17	752 (10.4)
4.	<b>Chris Lykes</b>	<b>2017-pres.</b>	<b>735 (14.4)</b>

### ACC-Only Field Goals Made

Rank	Name	Years	Total
1.	Durand Scott	2009-13	293
...3.	Davon Reed	2013-17	254
4.	<b>Chris Lykes</b>	<b>2017-pres.</b>	<b>241</b>

### ACC-Only Free Throws Made

Rank	Name	Years	Total
T1.	Jack McClinton	2006-09	170
T1.	Durand Scott	2009-13	170
3.	<b>Chris Lykes</b>	<b>2017-pres.</b>	<b>159</b>

### ACC-Only Free Throws Attempted

Rank	Name	Years	Total
1.	Dwayne Collins	2006-10	249
...2.	Durand Scott	2009-13	224
3.	<b>Chris Lykes</b>	<b>2017-pres.</b>	<b>201</b>

### ACC-Only Free Throw Percentage (min. 1 FTM per game)

Rank	Name	Years	Total
1.	Jack McClinton	2006-09	.904 (170-188)
...7.	Davon Reed	2013-17	.805 (128-159)
8.	Malcolm Grant	2009-12	.804 (82-102)
9.	<b>Chris Lykes</b>	<b>2017-pres.</b>	<b>.791 (159-201)</b>
10.	Lance Hurdle	2007-09	.786 (77-98)

### ACC-Only 3-Pointers Made

Rank	Name	Years	Total
1.	Jack McClinton	2006-09	170
...5.	Adrian Thomas	2005-11	99
6.	<b>Chris Lykes</b>	<b>2017-pres.</b>	<b>94</b>

### ACC-Only 3-Pointers Attempted

Rank	Name	Years	Total
1.	Jack McClinton	2006-09	357
...3.	Davon Reed	2013-17	286
4.	Malcolm Grant	2009-12	285
5.	<b>Chris Lykes</b>	<b>2017-pres.</b>	<b>283</b>

### ACC-Only Assists

Rank	Name	Years	Total (Avg.)
1.	Anthony Harris	2004-07	187 (3.9)
...4.	Anthony Lawrence II	2015-19	145 (2.0)
5.	<b>Chris Lykes</b>	<b>2017-pres.</b>	<b>144 (2.8)</b>



## TRACKING LYKES (OVERALL)

### Scoring

Rank	Name	Years	Total
1.	Rick Barry	1962-65	2,298
...10.	Dick Hickox	1958-61	1,529
...22.	Dwayne Collins	2006-10	1,245
23.	<b>Chris Lykes</b>	<b>2017-pres.</b>	<b>1,236</b>

### 3-Pointers Made

Rank	Name	Years	Total
1.	Jack McClinton	2006-09	286
...T10	Rion Brown	2010-14	174
...T10.	Guillermo Diaz	2003-06	174
...14.	Johnny Hemsley	1996-200	164
15.	<b>Chris Lykes</b>	<b>2017-pres.</b>	<b>160</b>

### 3-Pointers Attempted

Rank	Name	Years	Total
1.	Steven Edwards	1992-96	766
...10.	Johnny Hemsley	1996-2000	487
11.	<b>Chris Lykes</b>	<b>2017-pres.</b>	<b>471</b>

## HEART OVER HEIGHT

Chris Lykes the shortest high-major (Power Five + BIG EAST) player in the country and is one of just 16 recruited scholarship players under 6'0 at a high-major program. Five of the 16 are in the ACC and just 11 began college at a high-major program. The only two other high-major scholarship players under 5'10 are Iowa State's Tyler Harris (5'9) and Virginia's Kihei Clark (5'9). Among all players under 6'0, Lykes finished No. 17 nationally and third at the high-major level with 15.4 points per game in 2019-20. The prior year, as a sophomore, he placed No. 12 and second, respectively, with a 16.2 scoring average.

## TOP THREE YET AGAIN

Chris Lykes entered the 2020-21 season as the third-leading returning scorer (15.4 ppg) in the ACC, behind the Preseason ACC Player of the Year, North Carolina's Garrison Brooks (16.8), and Georgia Tech's Michael Devoe (16.0). In 2019-20, Lykes entered the year as the second-leading returning scorer (16.2) behind then-Preseason ACC Player of the Year, Louisville's Jordan Nwora (17.0). No other player in the league placed top-eight in scoring among returnees in both 2019-20 and 2020-21.

## SYNERGY SAYS

Per Synergy Sports, Chris Lykes finished the 2019-20 season second among ACC point guards in offensive rating (105.6), behind Duke's Tre Jones. Among those same players, he tied Boston College's Derryck Thornton for second place in usage rate (26.8), trailing North Carolina's Cole Anthony. Lykes shot 47 percent from 3-point range off the bounce and led all ACC players in points per possession when shooting off a ball screen.

## PRESEASON PICK

Chris Lykes earned 2020-21 Preseason First Team All-ACC accolades. A second-team pick in 2019-20, Lykes is the first back-to-back honoree in program history. The only other Hurricanes to receive the plaudit even once are fellow guards Jack McClinton (2008-09), Malcolm Grant (2011-12) and Bruce Brown Jr. (2017-18) on the list, with the former two the lone others to pick up first-team recognition. In addition, Lykes was one of eight players to get a vote for Preseason ACC Player of the Year, tying for sixth with three.



## QUICK FACTS

### UNIVERSITY INFORMATION

Location	Coral Gables, Fla.
Enrollment	17,809
Founded	1925
Nickname	Hurricanes
Colors	Orange (PMS 1665), Green (PMS 3435) and White
President	Dr. Julio Frenk
Director of Athletics	Blake James
Faculty Athletics Representative	Dr. Marvin Dawkins
Conference	Atlantic Coast Conference (joined in 2004)
Arena / Capacity	Watsco Center / 7,972
Ticket Office Phone	1-800-GO-CANES
Press Row Phone	305-284-2111
Website	MiamiHurricanes.com
Mailing Address	5821 San Amaro Drive, Coral Gables, FL 33146

### COACHING STAFF

Head Coach	Jim Larrañaga (Providence, 1971)
Record at Miami	191-113, 87-75 ACC (10th season)
Career Record	661-447 (37th season)
Associate Head Coach	Chris Caputo (Westfield State [Mass.] '02, 10th season)
Assistant Coach	Bill Courtney (Bucknell '92, second season)
Assistant Coach	Adam Fisher (Penn State '06, eighth season, sixth as AC)
Director of Basketball Operations	Lamont Franklin (UNC Wilmington '97, fourth season)
Associate Director of Basketball Operations	Jeff Dyer (Delaware '14, fourth season)
Athletic Trainer	Cory Kaplan (Florida '14, second season)
Strength & Conditioning Coach	Phil Baier (Springfield [Mass.] '13, second season)

## PROGRAM INFORMATION

First Year of Basketball	1926-27 (no team from 1971-72 to 1984-85)
All-Time Record	1,063-783 (.576)
All-Time ACC Record	130-144 (.474)
NCAA Tournament Appearances	10 (1960, '98, '99, 2000, '02, '08, '13, '16, '17, '18 ... 8-10 record)
Last NCAA Tournament Opponent	Loyola Chicago, 2018 (L, 64-62, First Round)
NIT Appearances	12 (1961, '63, '64, '95, '97, 2001, '05, '06, '09, '11, '12, '15 ... 11-12 record)
Last NIT Opponent	Stanford, 2015 (L, 66-64 [OT], Final)

2019-20 Overall Record	15-16
Home / Away / Neutral	9-5 / 4-8 / 2-3
ACC Record / Finish	7-13 / T-10th
Letter Winners Returning / Lost	10 / 2
Starters Returning / Lost	4 / 1
Newcomers	3 (plus an eligible transfer)

RETURNING STARTERS	CL	POS	PPG	RPG	APG
Chris Lykes	Sr.	G	16.2	2.7	3.2
Kameron McGusty	RSr.	G	12.5	4.0	1.6
Rodney Miller Jr.	RSr.	C	7.2	5.5	0.5
Sam Waardenburg	RSr.	F	5.9	6.0	1.0

LOSSES	POS	PPG	RPG	APG
Dejan "DJ" Vasiljevic (graduation)	G	13.2	4.2	1.0
Keith Stone (graduation)	F	4.9	4.6	0.9

RETURNING NUMBERS	AVG/NUM	PCT
Points	34.3	.478
Rebounds (excludes team rebounds)	11.8	.387
Assists	5.7	.443
Blocks	0.7	.220
Steals	2.6	.387
Starts	69 of 160	.431

NEWCOMERS	POS	HT	WT	CL
Nysier Brooks (redshirted last year)	C	6-11	240	Sr.
Matt Cross	F	6-7	225	Fr.
Elijah Olaniyi (redshirting)	G	6-5	205	Sr.
Earl Timberlake	G	6-6	215	Fr.

## TERRIFIC TENURE

In his first nine seasons, Jim Larrañaga has led Miami to 20 more wins (190) than it had in any prior nine-year stretch (170 from 1958-59 to 1966-67). The six 20-win campaigns in Coach L's tenure are over half of the program's previous total (11) and match the full prior total since the rebirth (1985-86). Miami's four NCAA Tournament trips under Coach L are two shy of its previous total, including just one short of its combined total after the rebirth. The Hurricanes' six postseason trips in their first seven campaigns under Coach L match the program record for any seven-year span.

**2011-12:** 20-13 (9-7 ACC; T4th); NIT Second Round  
**2012-13:** 29-7 (15-3 ACC; 1st), NCAA Tournament Sweet 16  
**2013-14:** 17-16 (7-11 ACC; 10th), no postseason  
**2014-15:** 25-13 (10-8 ACC; T6th), NIT Final  
**2015-16:** 27-8 (13-5 ACC; T2nd), NCAA Tournament Sweet 16  
**2016-17:** 21-12 (10-8; T7th), NCAA Tournament First Round  
**2017-18:** 22-10 (11-7; T3rd), NCAA Tournament First Round  
**2018-19:** 14-18 (5-13 ACC; T11th), no postseason  
**2019-20:** 15-16 (7-13 ACC; T10th), postseason play canceled due to COVID-19

## WINNINGEST COACHES OF ALL-TIME

Minimum 10 head coaching seasons in Division I

All coaches with 600+ career victories are listed; Coaches in bold are still active  
 List includes games played through 12/1/20

Rank	Name	Schools	Wins
1.	<b>Mike Krzyewski</b>	<b>Army West Point, Duke</b>	<b>1,158</b>
2.	<b>Jim Boeheim</b>	<b>Syracuse</b>	<b>965</b>
3.	<b>Jim Calhoun</b>	<b>Northeastern, UConn, St. Joseph (CT)</b>	<b>915</b>
4.	Bob Knight	Army West Point, Indiana, Texas Tech	902
5.	<b>Roy Williams</b>	<b>Kansas, North Carolina</b>	<b>888</b>
6.	<b>Bob Huggins</b>	<b>Walsh (OH), Akron, Cincinnati, Kansas St., West Virginia</b>	<b>884</b>
7.	Dean Smith	North Carolina	879
8.	Adolph Rupp	Kentucky (2x)	876
9.	Jim Phelan	Mount St. Mary's	830
10.	Rollie Massimino	Stony Brook, Villanova, UNLV, Cleveland St., Keiser (FL)	816
11.	Eddie Sutton	Creighton, Arkansas, Kentucky, Oklahoma St., San Francisco	806
12.	Rick Byrd	Maryville (TN), Lincoln Memorial, Belmont	805
13.	Lefty Driesell	Davidson, Maryland, James Madison, Georgia State	786
14.	<b>Cliff Ellis</b>	<b>South Alabama, Clemson, Auburn, Coastal Carolina</b>	<b>781</b>
	Lute Olson	Long Beach State, Iowa, Arizona	781
15.	Lou Henson	Hardin-Simmons (TX), New Mexico St. (2x), Illinois	779
17.	Bo Ryan	Wisconsin-Platteville, Milwaukee, Wisconsin	762
18.	Ed Diddle	Western Kentucky	759
19.	Henry Iba	Northwest Missouri State, Colorado, Oklahoma State	755
20.	John Beilein	six schools	753
21.	Phog Allen	Baker (KS) (2x), Kansas (3x), Haskell (KS), Central Missouri	746
22.	John Chaney	Cheyney (PA), Temple	741
23.	<b>John Calipari</b>	<b>UMass, Memphis, Kentucky</b>	<b>734</b>
24.	Norm Stewart	Northern Iowa, Missouri	729
	Jerry Tarkanian	Long Beach State, UNLV, Fresno State	729
26.	Ray Meyer	DePaul	724
27.	Jerry Sloum	Nyack (NY), Geneva (PA), Gannon (PA), Youngstown St.	723
28.	Don Haskins	UTEP	719
29.	<b>Bill Self</b>	<b>Oral Roberts, Tulsa, Illinois, Kansas</b>	<b>710</b>
30.	<b>Rick Barnes</b>	<b>George Mason, Providence, Clemson, Texas, Tennessee</b>	<b>709</b>
31.	Larry Hunter	Wittenberg, Ohio, Western Carolina	702
32.	Mike Montgomery	Montana, Stanford, California	677
33.	Denny Crum	Louisville	675
34.	<b>Dana Altman</b>	<b>Marshall, Kansas State, Creighton, Oregon</b>	<b>669</b>
35.	Gary Williams	American, Boston College, Ohio State, Maryland	668
36.	John Wooden	Indiana State, UCLA	664
37.	<b>Jim Larrañaga</b>	<b>American Int'l (MA), Bowling Green, George Mason, Miami</b>	<b>661</b>
38.	<b>Lon Kruger</b>	<b>six schools (currently at Oklahoma)</b>	<b>658</b>
39.	Ralph Miller	Wichita State, Iowa, Oregon State	657
40.	Tom Penders	seven schools	649
41.	Gene Bartow	six schools	647
	<b>Rick Pitino</b>	<b>six schools (currently at Iona)</b>	<b>647</b>
43.	<b>Kelvin Sampson</b>	<b>Montana Tech, Washington St. Oklahoma, Indiana, Houston</b>	<b>642</b>
44.	Billy Tubbs	Southwestern (TX), Lamar (2x), Oklahoma, TCU	641
45.	Homer Drew	Bethel (IN), Indiana-South Bend, Valparaiso	640
46.	Marv Harshman	Pacific Lutheran (WA), Washington St., Washington	637
47.	Hugh Durham	Florida State, Georgia, Jacksonville	633
48.	<b>Tom Izzo</b>	<b>Michigan State</b>	<b>631</b>
49.	<b>Greg Kampe</b>	<b>Oakland</b>	<b>630</b>
50.	Norm Sloan	Presbyterian, The Citadel, Florida (2x), NC State	624
51.	<b>Tubby Smith</b>	<b>seven schools (currently at High Point)</b>	<b>622</b>
52.	Stew Morrill	Montana, Colorado State, Utah State	620
53.	Ben Braun	Siena Heights (MI), Eastern Michigan, California, Rice	615
54.	<b>Steve Alford</b>	<b>six schools (currently at Nevada)</b>	<b>609</b>
55.	<b>Mark Few</b>	<b>Gonzaga</b>	<b>601</b>

## ATHLETICS COMMUNICATIONS

Associate Director of Communications (MBB Primary)

Phone C: 609-802-3674 / O: 305-284-3249  
 Email alexschwartz@miami.edu  
 Twitter @AlexJSchwartz

Communications Assistant (MBB Co-Secondary)

Phone / Email C: 786-423-1320 / ashleigh.young@miami.edu

Communications Assistant (MBB Co-Secondary)

Phone / Email C: 305-389-6612 / ksi9@miami.edu

Twitter @CanesHoops | @MiamiHurricanes

Instagram @CanesHoops | @MiamiHurricanes

Facebook /CanesHoops | /MiamiHurricanes

Coach Larrañaga & Blake James Twitter @CanesCoachL | @CanesAllAccess



# HEAD COACH JIM LARRAÑAGA

10TH SEASON AT MIAMI | 37TH SEASON OVERALL

Alma Mater: Providence, 1971 | Hometown: Bronx, N.Y.

## LARRAÑAGA'S CAREER

1971-76	Davidson Assistant Coach
1976-77	Geronemo BC Player/Coach
1977-79	American Int'l Head Coach
1979-86	Virginia Assistant Coach
1986-97	Bowling Green Head Coach
1997-2011	George Mason Head Coach
2011-pres.	Miami Head Coach

## EDUCATION

Archbishop Molloy High School, 1967  
Providence College, 1971 (B.A. Economics)

## NCAA APPEARANCES

1999 - George Mason - First Round  
 2001 - George Mason - First Round  
 2006 - George Mason - Final Four  
 2008 - George Mason - First Round  
 2011 - George Mason - Second Round  
 2013 - Miami - Sweet 16  
 2016 - Miami - Sweet 16  
 2017 - Miami - First Round  
 2018 - Miami - First Round

## NIT APPEARANCES

1990 - Bowling Green - First Round  
 1991 - Bowling Green - First Round  
 1997 - Bowling Green - First Round  
 2002 - George Mason - Opening Round  
 2004 - George Mason - Round of 16  
 2009 - George Mason - First Round  
 2012 - Miami - Round of 16  
 2015 - Miami - Final

## CIT APPEARANCES

2010 - George Mason - First Round

## PLAYING CAREER

Archbishop Molloy High School, 1963-67  
 Providence College, 1968-71  
 1971 NBA Draft sixth-round pick (Detroit)  
 Geronemo BC (Belgium), 1976-77

## NATIONAL COACHING HONORS

Associated Press - 2013  
 Naismith - 2013  
 Rupp - 2013  
 USBWA Henry Iba - 2013  
 Clair Bee - 2006

## REGION COACHING HONORS

USBWA District IV - 2016, 2013 (2x)  
 NABC All-District II - 2013

## CONFERENCE COACHING HONORS

ACC - 2016, 2013 (2x)  
 CAA - 2011, 1999 (2x)  
 MAC - 1997

## TEAM SUCCESS

18 postseason appearances (six at Miami)  
 Nine NCAA Tournament beths (four at Miami)  
 Eight NIT appearances (two at Miami)  
 12 20-win campaigns (six at Miami)  
 21 10-win conference seasons (six at Miami)

In his nine seasons at the University of Miami, head coach Jim Larrañaga has led the Hurricanes to four NCAA Tournament appearances, including two trips to the Sweet 16, and won the 2013 ACC regular-season and tournament titles. He has been named the Associated Press, Naismith, USBWA and Henry Iba National Coach of the Year, twice was both the ACC and USBWA District Coach of the Year and was the 2013 NABC District Coach of the Year.

Larrañaga has posted three 25-win seasons at UM – the only Miami coach to do so – and five in his career. He also has recorded six 20-win campaigns at Miami and 12 in his career. In conference action, the Canes have won nine or more league games in six of eight seasons, while prior to Larrañaga's arrival, Miami had never won more than eight ACC games in a season. Larrañaga has helped the Canes to 18 postseason victories, including four in the NCAA Tournament (three appearances), nine in the ACC Tournament (eight) and five in the NIT (two).

During Coach L's nine seasons, the Hurricanes have the fifth-most total victories (190) of any team in the ACC for that full stretch. In addition, Miami has the fourth-most road victories and is tied for the fourth-most wins away from home of any such program. In ACC play only, the Hurricanes own the fifth-most victories (87) and fifth-most road triumphs (33) during that nine-year span.

Miami has seen unprecedented fan interest in the program under Larrañaga. For the third straight season in 2017-18, Miami sold out its season-ticket allotment at the Watsco Center. The 2015-16 season marked the first time in Miami Hurricanes' history that any team sold out of season tickets.

Miami played in its fourth NCAA Tournament in the past six years in 2017-18, claiming a No. 6 seed in the South Region. The Hurricanes tied for third in the ACC and finished the season with a 22-10 mark, including an 11-7 record in conference play. The Canes were nationally ranked for 15 weeks, reaching as high as No. 6 in the polls.

Freshman Lonnie Walker IV was named Honorable Mention All-ACC, becoming the first freshman all-conference honoree in program history. He also was named to the ACC All-Freshman Team. Miami earned road wins over then-No. 12 Minnesota and then-No. 9 North Carolina, the fourth straight year and the sixth time in Larrañaga's seven seasons that the Canes defeated two or more top-15 teams.

The 2015-16 Hurricanes played their way into the NCAA Tournament's Sweet 16 for the second time in four seasons, and just the third time in school history.

In 2012-13, Larrañaga helped Miami to a No. 2 national ranking by both the AP and USA TODAY and a No. 2 seed in the NCAA tournament. At the time, he was the 10th coach in the last 10 years to lead two top-10 programs, as Miami was No. 2 on Feb. 18, 2013, and George Mason was No. 8 in the final Top 25 poll in 2006.

Individually, Shane Larkin earned the ACC Player of the Year and Lute Olson National Player of the Year awards, as well as All-American status and finalist nods for the Bob Cousy, John Wooden and James Naismith player of the year honors before declaring early for the 2013 NBA Draft. Larkin was also the ACC Tournament MVP, on the ACC All-Defensive Team and a Defensive All-American. Durand Scott was the ACC Defensive Player of the Year.

Larrañaga came to Miami after serving as the head coach at George Mason for 14 seasons. He guided the program to five NCAA Tournament appearances (1999, 2001, 2006, 2008, 2011), including an unprecedented run to the 2006 Final Four that captured the nation's attention, as the Patriots defeated Michigan State, North Carolina, Wichita State and UConn along the way. Following that run, Larrañaga was selected the 2006 Clair Bee National Coach of the Year.

## LARRAÑAGA'S CAREER RECORDS

School	Years	Overall	Conf.
American International	1977-79 (2)	27-26	n/a
Bowling Green	1986-97 (11)	170-144	101-85
George Mason	1997-2011 (14)	273-164	165-79
Miami	2011-pres. (10)	191-113	87-75
Overall	37	661-447	353-239

## WINNINGEST ACTIVE COACHES AT DIVISION I SCHOOLS (600+ VICTORIES)

Rank	Name	School	Wins
1.	Mike Krzyzewski	Duke	1,158
2.	Jim Boeheim	Syracuse	965
3.	Roy Williams	North Carolina	888
4.	Bob Huggins	West Virginia	884
5.	Cliff Ellis	Coastal Carolina	781
6.	John Calipari	Kentucky	734
7.	Bill Self	Kansas	710
8.	Rick Barnes	Tennessee	709
9.	Dana Altman	Oregon	669
10.	<b>Jim Larrañaga</b>	<b>Miami</b>	<b>661</b>
11.	Lon Kruger	Oklahoma	658
12.	Rick Pitino	Iona	647
13.	Kelvin Sampson	Houston	642
14.	Tom Izzo	Michigan State	631
15.	Greg Kampe	Oakland	630
16.	Tubby Smith	High Point	622
17.	Steve Alford	Nevada	609
18.	Mark Few	Gonzaga	601

List includes games played through 12/1/20



Larrañaga built the George Mason program into a perennial contender in the highly-regarded Colonial Athletic Association, winning more games than any other coach in program and conference history (273) en route to three conference titles (1999, 2001, 2008).

In 2006, Larrañaga became the first coach at a mid-major school to take his team to the Final Four in 27 years and earned the CAA's first NCAA tournament at-large berth in 20 years. Along the way, he led Mason to a school record in wins, its first-ever national ranking, its first-ever appearance in the Top 10 and its first wins over Top 10 teams.

Larrañaga served as the head coach at Bowling Green for 11 seasons (1986-1997) and at Division II American International for two seasons (1977-79).

At Bowling Green, he made an immediate impact in his first season. In 1986-87, the Falcons were the nation's most improved team under a first-year head coach that took over a program with a losing record, posting a 15-14 record for an eight-game improvement over the previous season. Larrañaga went on to record a 170-144 mark in 11 years at Bowling Green, earning 1997 Mid-American Conference Coach of the Year honors after leading Bowling Green to a 22-10 record, a conference regular season co-championship and a berth in the NIT. The 22 victories were the most by a Bowling Green team in 47 years and the 13 conference wins were the second-highest total in BGSU history.

Larrañaga's 170 victories at Bowling Green ranked second all-time on the Falcons' coaching list and he was only the second coach to record consecutive postseason appearances. Larrañaga led his squad to NIT berths in 1990 (18-11) and again in 1991 (17-13), the first time the Falcons enjoyed back-to-back postseason appearances since the early '60s. Bowling Green won better than 60 percent of its games in Larrañaga's last four years, recording a 70-44 mark during that stretch. The Falcons finished fourth or better in the MAC in five of Larrañaga's 11 seasons and he is among the winningest coaches in MAC history.

Larrañaga received his first head coaching position in 1977 when he was named to the post at American International, a Division II program in Springfield, Mass. Taking over a team that had suffered through five consecutive losing seasons prior to his arrival, Larrañaga turned AIC into a winning program in his first year and compiled a 28-25 mark in two seasons.

Larrañaga's first coaching opportunity came at Davidson College from 1971-76, serving as an assistant coach to Terry Holland. Davidson captured three Southern Conference regular-season championships and an NIT berth in his five years there, and he compiled a 47-12 record doubling as the freshman team coach. In 1976, he left Davidson and spent one season as player-coach for the Geronimo Basketball Club in Belgium.

After his two-year stint at American International, Larrañaga was reunited with Holland at the University of Virginia in April 1979. An assistant coach under Holland at UVA for seven seasons from 1979-86, he helped the Cavaliers reach the NCAA Final Four on two occasions (1981 and 1984), finish in the top five of the AP and UPI polls and average more than 24 victories per season. The Cavaliers were 169-62, won three regular-season Atlantic Coast Conference championships and made four NCAA Tournament appearances in that span. Virginia also made a pair of NIT appearances, winning the NIT Championship in 1980. Larrañaga was on the staff during the careers of three-time National Player of the Year Ralph Sampson and NBA first-round draft choice Olden Polynice.

A 1971 graduate of Providence College with a degree in economics, Larrañaga was a four-year letterman for the Friars. As the team captain in his senior season, he led Providence to a 20-8 record and an NIT appearance. He graduated as the school's fifth all-time leading scorer with 1,258 points and was selected in the sixth round of the draft by the Detroit Pistons of the National Basketball Association. He was the team's top scorer as a sophomore and junior and was named New England's Division I Sophomore of the Year in 1969. He was inducted into the Providence College Hall of Fame in 1991.

A 1971 graduate of Providence College with a degree in economics, Larrañaga was a four-year letterman for the Friars. As the team captain in his senior season, he led Providence to a 20-8 record and an NIT appearance. He graduated as the school's fifth all-time leading scorer with 1,258 points and was selected in the sixth round of the draft by the Detroit Pistons of the National Basketball Association. He was the team's top scorer as a sophomore and junior and was named New England's Division I Sophomore of the Year in 1969. He was inducted into the Providence College Hall of Fame in 1991.

Larrañaga and his wife, Liz, have two sons and four grandchildren. Their son, Jay, played for his father at Bowling Green, was the head coach of the NBDL's Erie Bayhawks and is now an assistant coach with the Boston Celtics. Jon was a member of his father's George Mason teams from 1999-2003, earning first team Academic All-America honors for NCAA Division I-AAA schools.

## LARRAÑAGA YEAR-BY-YEAR

Year	School	Overall W-L	Conf. W-L	Finish	Post- Season
1977-78	American Int'l	14-13			
1978-79	American Int'l	13-13			
1986-87	Bowling Green	15-14	10-6	3	
1987-88	Bowling Green	12-16	7-9	t-5	
1988-89	Bowling Green	13-15	6-10	t-6	
1989-90	Bowling Green	18-11	9-7	t-3	NIT 0-1
1990-91	Bowling Green	17-13	9-7	t-4	NIT 0-1
1991-92	Bowling Green	14-15	8-8	5	
1992-93	Bowling Green	11-16	8-10	t-6	
1993-94	Bowling Green	18-10	12-6	t-2	
1994-95	Bowling Green	16-11	10-8	t-5	
1995-96	Bowling Green	14-13	9-9	t-6	
1996-97	Bowling Green	22-10	13-5	t-1	NIT 0-1
1997-98	George Mason	9-18	6-10	6	
1998-99	George Mason	19-11	13-3	1	NCAA 0-1
1999-2000	George Mason	19-11	12-4	t-1	
2000-01	George Mason	18-12	11-5	3	NCAA 0-1
2001-02	George Mason	19-10	13-5	2	NIT 0-1
2002-03	George Mason	16-12	11-7	4	
2003-04	George Mason	23-10	12-6	3	NIT 2-1
2004-05	George Mason	16-13	10-8	6	
2005-06	George Mason	27-8	15-3	t-1	NCAA 4-1
2006-07	George Mason	18-15	9-9	5	
2007-08	George Mason	23-11	12-6	2	NCAA 0-1
2008-09	George Mason	22-11	13-5	2	NIT 0-1
2009-10	George Mason	17-15	12-6	4	CIT 0-1
2010-11	George Mason	27-7	16-2	1	NCAA 1-1
2011-12	Miami	20-13	9-7	t-4	NIT 1-1
2012-13	Miami	29-7	15-3	1	NCAA 2-1
2013-14	Miami	17-16	7-11	10	
2014-15	Miami	25-13	10-8	t-6	NIT 4-1
2015-16	Miami	27-8	13-5	t-2	NCAA 2-1
2016-17	Miami	21-12	10-8	t-7	NCAA 0-1
2017-18	Miami	22-10	11-7	t-3	NCAA 0-1
2018-19	Miami	14-18	5-13	t-11	
2019-20	Miami	15-16	7-13	t-10	n/a
2020-21	Miami	1-0			
<b>Overall</b>		<b>661-441</b>	<b>353-239</b>		<b>16-18</b>

## STUDENT-ATHLETE HONORS

### AT MIAMI

One All-American  
One USBWA District IV selection  
One Basketball Times All-District honoree  
One ACC Player of the Year  
One ACC Defensive Player of the Year  
One ACC Skip Prosser Award winner  
One ACC Tournament MVP  
Two ACC All-Rookie Team selections  
Three NABC Honors Court designees  
Four Preseason All-ACC Team choices  
Five ACC All-Defensive Team honorees  
Five ACC Rookies of the Week  
Six ACC All-Tournament picks  
Seven ACC Players of the Week  
Eight NBA players (five drafted)  
15 All-ACC Team selections

### PRIOR TO MIAMI

Two All-Americans  
Two MAC Freshman of the Year honorees  
Three Dean Ehlers Award winners  
Four MAC All-Freshman Team picks  
Eight CAA All-Rookie Team choices  
Nine CAA All-Defensive Team picks  
12 All-MAC Team selections  
28 All-CAA Team designees

## NBA PLAYERS/DRAFTEES COACHED

Name	School
Lance Blanks	Virginia
Frank Booker	Bowling Green
Bruce Brown Jr.	Miami
Rick Carlisle	Virginia
Antonio Daniels	Bowling Green
Dewan Hernandez	Miami
DeQuan Jones	Miami
Jeff Jones	Virginia
Andrew Kennedy	Virginia
Jeff Lamp	Virginia
Shane Larkin	Miami
Lewis Latimore	Virginia
Sheldon Mac	Miami
Trey McKinney Jones	Miami
Jason Miskiri	George Mason
Olden Polynice	Virginia
Lee Raker	Virginia
Davon Reed	Miami
Ralph Sampson	Virginia
Tom Sheehy	Virginia
Clinton Venable	Bowling Green
Lonnie Walker IV	Miami
Othell Wilson	Virginia





# HARLOND BEVERLY

SOPHOMORE | GUARD | 6-5 | 185

# #5

Detroit, Mich. | Montverde Academy (Fla.)

- 20-Point Games: One (none in 2020-21)
- 10-Point Games: Ten (one in 2020-21)
- Five-Assist Games: Four (none in 2019-20)
- Double-Doubles: One (one in 2020-21)
- Size, skill and versatility give Miami the flexibility to play him at multiple positions on both offense and defense
- Brings experience and a genuine, youthful enthusiasm to the team; fun for everyone to be around and play basketball with
- Logged 20 points on 7-of-12 shooting in 40 minutes of action against NC State (2/5/20), becoming the first Miami freshman to tally 20 points in a game since 1/27/18 when Lonnie Walker IV had 23 versus Florida State
- Became the fifth Miami true freshmen-then-11th total showing-with a 20-point game in the program's ACC era (2004-05 to present), joining Lonnie Walker IV (three), Bruce Brown, Jr., (three), Durand Scott (three) and Dwayne Collins (one)
- In the 2020-21 season opener against North Florida (11/29), logged the first double-double of his career, totaling 11 points to go along with a career- and game-high 11 rebounds

2020-21				
Opposition	P	R	A	
North Florida	11	11	2	
Sletson	-	-	-	
Purdue	-	-	-	
FGU	-	-	-	
Pittsburgh	-	-	-	
Jacksonville	-	-	-	
at Virginia Tech	-	-	-	
Clemson	-	-	-	
North Carolina	-	-	-	
at NC State	-	-	-	
at Boston College	-	-	-	
Louisville	-	-	-	
at Syracuse	-	-	-	
at NC State	-	-	-	
at Florida State	-	-	-	
at Wake Forest	-	-	-	
Duke	-	-	-	
Virginia Tech	-	-	-	
at North Carolina	-	-	-	
at Notre Dame	-	-	-	
Georgia Tech	-	-	-	
Florida State	-	-	-	
at Clemson	-	-	-	
at Virginia	-	-	-	
Boston College	-	-	-	

2019-20				
Opposition	P	R	A	
Louisville	9	1	2	
Florida Atlantic	14	3	4	
at UCF	15	1	4	
Quinnipiac	10	3	3	
vs. Missouri State	6	1	1	
vs. Florida	2	2	1	
vs. UConn	7	3	3	
at Illinois	2	0	0	
Alabama A&M	12	4	3	
vs. Temple	6	0	1	
Coppin State	3	4	6	
at Clemson	3	3	1	
Duke	6	1	1	
at Louisville	2	0	0	
Pittsburgh	6	1	5	
at NC State	6	0	0	
Florida State	8	3	3	
at Duke	0	2	3	
at North Carolina	9	3	2	
Virginia Tech	13	4	6	
at Pittsburgh	11	5	2	
NC State	20	3	3	
at Florida State	14	2	1	
Boston College	9	7	6	
Wake Forest	2	2	3	
at Virginia Tech	0	1	2	
at Notre Dame	12	6	3	
at Georgia Tech	6	1	0	
Virginia	6	2	1	
Syracuse	6	2	1	
vs. Clemson	0	1	0	

## BEVERLY CAREER / SEASON HIGHS

### Points

Career: 20, vs. NC State, 2/5/20  
 Season: 11, vs. North Florida, 11/29/20  
 ACC: 20, vs. NC State, 2/5/20

### Rebounds

Career: 11, vs. North Florida, 11/29/20  
 Season: 11, vs. North Florida, 11/29/20  
 ACC: 7, vs. Boston College, 2/12/20

### Assists

Career: 6\*, vs. Boston College, 2/12/20  
 Season: 2, vs. North Florida, 11/29/20  
 ACC: 6\*, vs. Boston College, 2/12/20

### Steals

Career: 3\*, vs. North Florida, 11/29/20  
 Season: 3, vs. North Florida, 11/29/20  
 ACC: 3\*, vs. Virginia Tech, 1/28/20

### Blocked Shots

Career: 2, vs. Pittsburgh, 1/12/20  
 Season: N/A  
 ACC: 2, vs. Pittsburgh, 1/12/20

### Field Goals Made

Career: 7, vs. NC State, 2/5/20  
 Season: 4, vs. North Florida, 11/29/20  
 ACC: 7, vs. NC State, 2/5/20

### Field Goal Attempts

Career: 13\*, at Florida State, 2/8/20  
 Season: 7, vs. North Florida, 11/29/20  
 ACC: 13, at Florida State, 2/8/20

### Free Throws Made

Career: 8, at Florida State, 2/8/20  
 Season: 2, vs. North Florida, 11/29/20  
 ACC: 8, at Florida State, 2/8/20

### Free Throw Attempts

Career: 10, at Florida State, 2/8/20  
 Season: 9, vs. North Florida, 11/29/20  
 ACC: 10, at Florida State, 2/8/20

### 3-Point Field Goals Made

Career: 2\*, vs. Quinnipiac, 11/16/19  
 Season: 1, vs. North Florida, 11/29/20  
 ACC: 1\*, vs. Boston College, 2/12/20

### 3-Point Field Goal Attempts

Career: 7, at Pittsburgh, 2/2/20  
 Season: 1, vs. North Florida, 11/29/20  
 ACC: 7, at Pittsburgh, 2/2/20

### Minutes

Career: 40, vs. NC State, 2/5/20  
 Season: 21, vs. North Florida, 11/29/20  
 ACC: 40, vs. NC State, 2/5/20

\* Recorded more than once with most recent listed

**As a Freshman (2019-20):** One of three Hurricanes to play in all 31 games, earning five starts ... Averaged 7.2 points, 2.3 rebounds and 2.3 assists, second on the team, across 19.9 minutes per game ... Seventh of eight Miami freshmen (six true) with a 20-point game in the ACC era, including the first since Lonnie Walker IV on 1/27/18 ... Tied for the fifth-most minutes (40) in a contest by a Miami freshman in the ACC era ... First Miami freshman with a five-assist game since Chris Lykes on 1/31/18 ... Amassed three of the team's six, six-assist games and tied for the second-most made free throws (eight) in a contest by a Hurricane ... Logged double-digit points nine times, five-plus rebounds in three appearances and multiple steals on five occasions, while playing 30-plus minutes in four affairs ... Led Miami with four five-assist performances and with 71 total assists ... Paced the Hurricanes twice each in scoring and rebounding ... Scored nine points against fifth-ranked Louisville (11/5) in his college debut ... Notched 14 points and four assists versus Florida Atlantic (11/8), finishing 6-of-9 from the floor and 2-of-3 beyond the arc ... Posted 15 points on 6-of-11 shooting, adding four assists, in his first road game, a win at UCF (11/12) ... Notched 10 points and went 2-of-4 from deep against Quinnipiac (11/16) ... Scored 12 points and went 6-of-8 at the line versus Alabama A&M (12/14) ... Dished out a season-best six assists versus Coppin State (12/21) ... Limited to three minutes at No. 13/11 Louisville (1/7) due to upper back spasms ... Posted five assists and a season-high two blocks against Pittsburgh (1/12) ... Scored nine points in 35 minutes in his first start, a road affair at North Carolina (1/25) ... Tallied 13 points, including six in the final 42 seconds, plus tied season highs in both assists (six) and steals (three), against Virginia Tech (1/28) in his first home start ... Logged 11 points and five boards in 35 minutes at Pittsburgh (2/2) ... Scored a season-high 20 points against NC State (2/5), finishing 7-of-12 from the floor and 5-of-6 at the line while playing all 40 minutes, also setting season bests in made field goals and minutes ... Scored 14 points at eighth-ranked Florida State (2/8), setting season highs in free throws made (eight) and attempted (10) ... Stuffed the stat sheet with nine points, a season-high seven rebounds, a season-high-tying six assists and two steals against Boston College (2/12), while making all of his shots from the field and the line ... Compiled 12 points on 6-of-12 shooting and a co-season-high six steals at Notre Dame (2/23).

**High School:** Graduated from Montverde Academy (Fla.) ... Consensus four-star recruit ... Tabbed as the No. 42 prospect nationally by Rivals, including ninth among shooting guards ... Ranked No. 69 in the country by 247Sports and No. 55 by ESPN ... Averaged 14.0 points per game in his lone year at Montverde, aiding the team to a 22-3 record and a No. 4 spot in the USA TODAY Super 25 Expert Rankings ... Scored a team-high 23 points in the GEICO Nationals semifinals against national champion IMG Academy ... Led Southfield Christian (Mich.) to the Class D state championship during his junior season, tallying 23 points, seven rebounds, four assists, eight blocks and six steals in the title game ... Earned Associated Press Class D Player of the Year honors after averaging 16 points, six rebounds, six assists and three steals per game ... Helped his team to the Class D semifinals as a sophomore ... Attended University of Detroit Jesuit as a freshman and scored 51 points in a junior varsity game ... Former Montverde basketball players include RJ Barrett, Jordan Caroline, Joel Embiid, Dakari Johnson, Luc Richard Mbah a Moute, D'Angelo Russell and Ben Simmons.

**Personal:** Full name is Harlond Terrill Beverly ... Goes by "H" ... Born May 31, 2001 ... Parents are Clayton and Rebecca Holmes ... Father works for an energy company and mother works in a senior citizen community ... Has a younger sister, Madison ... First cousin once removed is Jon Berti of the Miami Marlins ... Major is undecided ... Favorite athlete is CJ McCollum ... Best sports memory is playing in the 2019 GEICO Nationals ... Committed to Miami over Georgia, Indiana, Kansas and Michigan State.

CAREER STATISTICS				Total			3-Point			Free Throws			Rebounds				Scoring								
Year	GP	GS	Min	Avg	FG	FGA	Pct	FG	FGA	Pct	FT	FTA	Pct	Off	Def	Tot	Avg	PF	FO	Ast	TO	Blk	Stl	Pts	Avg
2019-20	31	5	617	19.9	85	210	.405	14	64	.219	40	54	.741	11	60	71	2.3	48	0	71	69	6	21	224	7.2
2020-21	1	0	21	21.0	4	7	.571	1	1	1.000	2	9	.222	1	10	11	11.0	2	0	2	5	0	3	11	11.0
TOTAL	32	5	638	19.9	89	217	.410	15	65	.231	42	63	.667	12	70	82	2.6	50	0	73	74	6	24	235	7.3



# NYSIER BROOKS

REDSHIRT SENIOR | CENTER | 7-0 | 245

# #3

Philadelphia, Pa. | Cincinnati | Advanced Prep International (Texas)

- 10-Point Games: 14  
(none in 2020-21)

- 10-Rebound Games:  
Six (none in 2020-21)

- Double-Doubles: Three  
(none in 2020-21)

- Even as big and strong as he is, his best attributes are his communication skills and ability to make his teammates/team better

- Uses his own energy to raise the energy level of the entire team, especially on defense

- Expected to help elevate Miami on a national level

- Helped Cincinnati to an 89-18 (46-8

AAC) record, three NCAA Tournament berths (two wins), two AAC Tournament titles and one AAC regular season crown in his three seasons there

## As a Senior (2019-20): NABC Honors Court

Transferred from the University of Cincinnati ... Sat out season in accordance with NCAA rules.

**As a Junior at Cincinnati (2018-19):** Started all 35 games, averaging 8.1 points, 6.3 rebounds and 1.5 blocks in 22.9 minutes ... Ranked among the AAC leaders in blocks (third at 1.5), offensive rebounds (fourth at 2.7) and rebounds (No. 11 at 6.3) ... Posted three double-doubles ... Led the Bearcats in rebounds in 15 games ... Recorded at least two blocks in 17 games ... Scored 17 points on 5-of-8 shooting from the field and 7-of-8 shooting from the free throw line with eight rebounds against South Carolina State (12/22) ... Matched a career high, scoring 17 points on 6-of-8 shooting against UConn (1/12) ... Matched a career high with five blocks against Wichita State (2/17) ... Grabbed a career-high 12 rebounds against SMU (2/27) and Memphis (3/2) ... Tallied 16 points on 6-of-8 shooting with six rebounds and two blocks against Houston (3/10) ... Scored a team-high 13 points to go with a game-high nine rebounds against Wichita State (3/16) in the semifinals of the AAC Tournament ... Aided the Bearcats to a 28-7 (14-4 AAC) finish, including winning the AAC Tournament and reaching the NCAA Tournament.

**As a Sophomore at Cincinnati (2017-18):** Started two of 35 games played, averaging 2.6 points, 2.3 rebounds and 0.6 blocks in 9.7 minutes ... Pulled down three or more rebounds in 11 games ... Recorded at least one block in 10 conference games ... Blocked two shots each at No. 21 Xavier (12/2), at USF (1/13) and at Wichita State (3/4) ... Scored a season-high nine points on 3-of-3 shooting from the field in 13 minutes against Alabama State (11/27) ... Netted eight points on 4-of-5 shooting with two rebounds, a block and a steal in 12 minutes against Cleveland State (12/21) ... Tallied eight points with five rebounds in 11 minutes against ECU (1/20) ... Made his first collegiate start, pulling down a season-best eight rebounds with four points and two assists in 12 minutes against Western Carolina (11/13) ... Grabbed a team-high seven rebounds at Temple (1/4) ... Helped the Bearcats go 31-5 (16-2 AAC), sweep the AAC championships and make the NCAA Tournament Round of 32.

2020-21				
Opposition	P	R	A	
North Florida	7	4	0	
Stetson	-	-	-	
Purdue	-	-	-	
FGCU	-	-	-	
Pittsburgh	-	-	-	
Jacksonville	-	-	-	
at Virginia Tech	-	-	-	
Clemson	-	-	-	
North Carolina	-	-	-	
at NC State	-	-	-	
at Boston College	-	-	-	
Louisville	-	-	-	
at Syracuse	-	-	-	
Notre Dame	-	-	-	
at Florida State	-	-	-	
at Wake Forest	-	-	-	
Duke	-	-	-	
Virginia Tech	-	-	-	
at North Carolina	-	-	-	
at Notre Dame	-	-	-	
Georgia Tech	-	-	-	
Florida State	-	-	-	
at Clemson	-	-	-	
at Virginia	-	-	-	
Boston College	-	-	-	

2018-19 (at Cincinnati)				
Opposition	P	R	A	
Ohio State	7	6	0	
North Carolina Central	5	7	1	
Milwaukee	12	10	0	
Western Michigan	15	10	1	
vs. George Mason	3	3	0	
vs. Ole Miss	4	4	1	
Arkansas-Pine Bluff	6	3	0	
at UNLV	9	4	0	
Northern Kentucky	10	2	0	
Xavier	4	4	0	
at Mississippi State	9	8	0	
UCLA	14	6	3	
South Carolina State	17	8	0	
Tulane	0	2	1	
at East Carolina	15	5	0	
at Tulsa	2	4	1	
UConn	17	6	1	
USF	10	6	1	
at Wichita State	8	10	0	
Tulsa	8	7	0	
at Temple	2	6	0	
SMU	10	5	1	
at Memphis	0	5	1	
at Houston	7	10	0	
Wichita State	3	6	0	
UCF	9	7	0	
at UConn	4	5	0	
at SMU	8	12	0	
Memphis	13	12	0	
at UCF	2	3	0	
Houston	16	6	1	
vs. SMU	7	8	1	
vs. Wichita State	13	9	0	
vs. Houston	2	7	0	
vs. Iowa	11	5	0	

2017-18 (at Cincinnati)				
Opposition	P	R	A	
Savannah State	3	7	0	
Western Carolina	4	8	2	
Coppin State	2	2	1	
vs. Buffalo	2	2	0	
vs. Richmond	2	1	0	
vs. Wyoming	2	2	0	
Alabama State	9	1	0	
at Xavier	0	0	0	
vs. Florida	2	2	0	
Mississippi State	0	1	0	
at UCLA	2	1	0	
Arkansas-Pine Bluff	7	1	0	
Cleveland State	8	2	1	
Memphis	6	3	0	
at Temple	2	7	0	
SMU	0	2	0	
at USF	6	2	0	
at UCF	2	0	0	
East Carolina	8	5	1	
Temple	0	2	0	
at Memphis	0	2	0	
Houston	6	0	0	
at UConn	0	0	0	
UCF	3	6	0	
at SMU	4	5	1	
at Houston	0	5	0	
Wichita State	0	0	0	
UConn	2	3	1	
Tulsa	0	0	0	
at Tulane	4	3	0	
at Wichita State	0	3	0	
vs. SMU	6	1	0	
vs. Memphis	0	0	0	
vs. Houston	0	1	0	
vs. Georgia State	0	1	1	
vs. Nevada	-	-	-	

2016-17 (at Cincinnati)				
Opposition	P	R	A	
Brown	1	1	0	
Albany	1	1	1	
vs. Rhode Island	1	0	0	
vs. Penn State	0	1	0	
Samford	10	4	0	
Lipscomb	5	0	0	
at Iowa State	2	4	0	
Bowling Green	6	1	0	
at Butler	0	0	0	
Texas Southern	6	2	0	
Farleigh Dickinson	8	3	0	
Marshall	2	0	0	
at Temple	0	2	0	
Tulane	5	1	0	
at Houston	0	1	0	
SMU	0	0	0	
at East Carolina	2	4	0	
Temple	2	1	0	
at Tulane	0	3	1	
Xavier	4	3	0	
USF	-	-	-	
at Tulsa	-	-	-	
UConn	-	-	-	
UCF	8	1	0	
at SMU	0	0	0	
at USF	1	1	0	
Tulsa	3	2	0	
Memphis	4	2	0	
at UCF	2	1	0	
Houston	0	2	0	
at UConn	0	0	0	
vs. Tulsa	0	3	0	
at UConn	3	5	0	
vs. SMU	0	2	0	
vs. Kansas State	1	1	0	
vs. UCLA	2	1	0	

## BROOKS CAREER / SEASON HIGHS (Includes three years at University of Cincinnati)

### Points

Career: 17\*, vs. UConn, 1/13/19  
Season: 7, vs. North Florida, 11/29/20  
ACC: N/A

### Rebounds

Career: 12\*, vs. Memphis, 3/3/19  
Season: 4, vs. North Florida, 11/29/20  
ACC: N/A

### Assists

Career: 3, vs. UCLA, 12/20/18  
Season: N/A  
ACC: N/A

### Steals

Career: 3, at Tulsa, 1/10/19  
Season: N/A  
ACC: N/A

### Blocked Shots

Career: 5, vs. Wichita State, 2/17/19  
Season: 2, vs. North Florida, 11/29/20  
ACC: N/A

### Field Goals Made

Career: 6\*, vs. Houston, 3/10/19  
Season: 3, vs. North Florida, 11/29/20  
ACC: N/A

### Field Goal Attempts

Career: 12, at SMU, 2/27/19  
Season: 8, vs. North Florida, 11/29/20  
ACC: N/A

### Free Throws Made

Career: 7, vs. South Carolina State, 12/22/18  
Season: 1, vs. North Florida, 11/29/20  
ACC: N/A

### Free Throw Attempts

Career: 9, at East Carolina, 1/5/19  
Season: 2, vs. North Florida, 11/29/20  
ACC: N/A

### 3-Point Field Goals Made

Career: N/A  
Season: N/A  
ACC: N/A

### 3-Point Field Goal Attempts

Career: N/A  
Season: N/A  
ACC: N/A

### Minutes

Career: 36=, vs. Houston, 3/17/19  
Season: 26, vs. North Florida, 11/29/20  
ACC: N/A

\* Recorded more than once with most recent listed  
= AAC Tournament



# NYSIER BROOKS

# #3

**As a Freshman at Cincinnati (2016-17):** Played in 33 games as a reserve, averaging 2.4 points, 1.6 rebounds and 0.7 blocks in 8.5 minutes ... Scored 10 points on 4-of-5 shooting with four rebounds and three blocks against Samford (11/23) ... Had eight points with three rebounds against Fairleigh Dickinson (12/17) ... Recorded a season-best five blocks with four rebounds at East Carolina (1/15) ... Tallied eight points in a season-high 16 minutes against USF (1/29) ... Grabbed a season-high five rebounds at UConn (3/5) ... Earned the Legion of Excellence award for the best GPA (3.5) on the men's basketball team ... Cincinnati finished 30-6 (16-2 AAC) and advanced to the second round of the NCAA Tournament.


**High School:** Graduated from Advanced Prep International (API) in Dallas ... Tabbed as a three-star prospect by 247Sports, ESPN and Rivals ... Considered the No. 207 recruit nationally by 247Sports, as well as No. 213 on its composite list ... Averaged eight points, eight rebounds and two blocks in his lone year at API, helping the team go 34-7 and win the league title ... Aided his team to a No. 24 finish in the No. 24 in the USA TODAY Super 25 Expert Rankings, alongside teammate Terrance Ferguson, the No. 21 pick in the 2017 NBA Draft ... Attended Life Center Academy (N.J.) as a junior, tallying 12 points and eight rebounds per game while playing for the No. 1 pick in the 1989 NBA Draft, Pervis Ellison ... Went to Archbishop Carroll (Pa.) as a sophomore and Imhotep Charter (Pa.) as a freshman, claiming the Class AAA state title at the latter.

**Personal:** Full name is Nysier Ta-Jhon Brooks ... Goes by Nas ... First name is pronounced Nah-SEER... Born Dec. 5, 1996 ... Parents are John Walter Mitchell and Monique Brooks ... Guardian is James Johns ... Has 10 siblings (two older sisters, three younger sisters and five younger brothers) ... Majoring in criminology with a minor in sociology ... Career goal is to be a children's psychologist ... Enjoys giving back to the youth in his community ... Made the Dean's List in two of his three years at Cincinnati ... Favorite athlete is Russell Westbrook because of his activity on the court and determination to be the best ... Best sports memory is getting a late-game stop at Wichita State in 2018 to clinch the AAC regular season title with the Bearcats ... Chose Miami because he felt it would help him get better on and off the court, as well as allow him to build a resume and gain the tools he needs for the workplace when he is done with basketball ... Committed to Miami over Baylor, Georgia, LSU, Texas Tech, UCLA, Virginia Tech and West Virginia.

CAREER STATISTICS				Total			3-Point			Free Throws			Rebounds				Scoring								
Year	GP	GS	Min	Avg	FG	FGA	Pct	FG	FGA	Pct	FT	FTA	Pct	Off	Def	Tot	Avg	PF	FO	Ast	TO	Blk	Stl	Pts	Avg
2016-17*	33	0	279	8.5	28	53	.528	0	0	.000	23	40	.575	20	33	53	1.6	55	1	2	19	22	4	79	2.4
2017-18*	35	2	340	9.7	38	77	.494	0	0	.000	16	29	.552	32	49	81	2.3	54	0	8	22	20	12	92	2.6
2018-19*	35	35	802	22.9	99	185	.535	0	0	.000	84	133	.632	94	127	221	6.3	114	6	14	31	51	13	282	8.1
2019-20	DNP																								
2020-21	1	1	26	26.0	3	8	.375	0	0	.000	1	2	.500	1	3	4	4.0	2	0	0	2	2	0	7	7.0
TOTAL	104	38	1447	13.9	168	323	.520	0	0	.000	124	204	.608	147	358	505	4.9	225	7	24	74	95	29	460	4.4
* - at University of Cincinnati																									

\* - at University of Cincinnati





# MATT CROSS

FRESHMAN | FORWARD | 6-7 | 225

# # 33

Beverly, Mass. | Brewster Academy (N.H.)

- 10-Point Games: One (one in 2020-21)
- Complete offensive player with an outstanding 3-point stroke
- Hard-nosed competitor, who needs to learn how to play college defense, as most freshmen do
- Played for the same AAU program as former Miami standout Bruce Brown Jr., now a member of the Detroit Pistons
- Uniform number (33) is one of only two in program history, along with No. 13, to produce four 1,000-point scorers: Willie Allen, James Jones, Jack McClinton and Constantin Popa
- Uniform number (33) is one of only two in program history, along with No. 13, to produce three UM Sports Hall of Fame members: Allen, Jones and Popa
- Third Miami freshman to start a season opener in the ACC era (2004-05 to present), joining Manu Lecomote (2013-14) and Denis Clemente (2005-06)
- Posted 10 points, seven rebounds, two assists, two blocks and one steal in his first collegiate game, finishing 4-of-5 from the floor and 2-of-3 from deep against North Florida (11/29)

2020-21				
Opposition	P	R	A	
North Florida	10	7	2	
Stetson	-	-	-	
Purdue	-	-	-	
FGCU	-	-	-	
Pittsburgh	-	-	-	
Jacksonville	-	-	-	
at Virginia Tech	-	-	-	
Clemson	-	-	-	
North Carolina	-	-	-	
at NC State	-	-	-	
at Boston College	-	-	-	
Louisville	-	-	-	
at Syracuse	-	-	-	
Notre Dame	-	-	-	
at Florida State	-	-	-	
at Wake Forest	-	-	-	
Duke	-	-	-	
Virginia Tech	-	-	-	
at North Carolina	-	-	-	
at Notre Dame	-	-	-	
Georgia Tech	-	-	-	
Florida State	-	-	-	
at Clemson	-	-	-	
at Virginia	-	-	-	
Boston College	-	-	-	

## CROSS CAREER / SEASON HIGHS

### Points

Career: 10, vs. North Florida, 11/29/20

Season: 10, vs. North Florida, 11/29/20

ACC: N/A

### Rebounds

Career: 7, vs. North Florida, 11/29/20

Season: 7, vs. North Florida, 11/29/20

ACC: N/A

### Assists

Career: 2, vs. North Florida, 11/29/20

Season: 2, vs. North Florida, 11/29/20

ACC: N/A

### Steals

Career: 1, vs. North Florida, 11/29/20

Season: 1, vs. North Florida, 11/29/20

ACC: N/A

### Blocked Shots

Career: 2, vs. North Florida, 11/29/20

Season: 2, vs. North Florida, 11/29/20

ACC: N/A

### Field Goals Made

Career: 4, vs. North Florida, 11/29/20

Season: 4, vs. North Florida, 11/29/20

ACC: N/A

### Field Goal Attempts

Career: 5, vs. North Florida, 11/29/20

Season: 5, vs. North Florida, 11/29/20

ACC: N/A

### Free Throws Made

Career: N/A

Season: N/A

ACC: N/A

### Free Throw Attempts

Career: N/A

Season: N/A

ACC: N/A

### 3-Point Field Goals Made

Career: 2, vs. North Florida, 11/29/20

Season: 2, vs. North Florida, 11/29/20

ACC: N/A

### 3-Point Field Goal Attempts

Career: 3, vs. North Florida, 11/29/20

Season: 3, vs. North Florida, 11/29/20

ACC: N/A

### Minutes

Career: 26, vs. North Florida, 11/29/20

Season: 26, vs. North Florida, 11/29/20

ACC: N/A

\* Recorded more than once with most recent listed

**High School:** Graduated from Brewster Academy (N.H.) ... Consensus four-star, top-100 prospect ... Tabbed as the nation's No. 82 prospect by ESPN, including No. 14 among power forwards ... Listed No. 85 overall by 247Sports and No. 99 by Rivals ... Finished No. 87 in the 247Sports Composite rankings ... Averaged 18.6 points, 10.0 rebounds and 3.0 assists per game as a senior ... Aided his team to a 37-3 record, a NEPSAC runner-up finish and a National Prep Championships crown ... Named First Team All-NEPSAC Class AAA and a McDonald's All-American Game nominee ... Averaged 13.0 points, 8.0 rebounds and 5.0 assists per game as a junior at Woodstock Academy (Mass.), helping his team to a conference title ... Attended Cushing Academy (Mass.) as a sophomore ... Led St. Mary's (Mass.) to the Division 4 state title game as a freshman after winning the championship as an eighth-grader ... Played tight end and defensive end on the football field as a freshman before breaking his right leg ... On the Nike EYBL circuit, averaged 23.3 points, 9.5 rebounds, 2.7 assists and 1.6 steals in 31.4 minutes per game for BABC in 2019 ... Scored at least 15 points in all 18 outings, notching 20-plus 15 times with a high of 30, and logged 11 double-doubles ... Placed sixth in rebounding and seventh in scoring during the EYBL regular season ... Joined DeAndre Ayton, Marvin Bagley III, RJ Barrett, Miles Bridges and Michael Porter Jr., on the list of players to finish top-10 in both categories ... Graduated from the same high school as Miami teammate Anthony Walker ... Among the many NBA players to attend Brewster Academy are Will Barton, Donovan Mitchell, Thomas Robinson and TJ Warren.

**Personal:** Full name is Matthew Jacob Cross ... Born Feb. 21, 2001 ... Parents are Jim and Cyndi Cross ... Has an older brother, Nick, and an older sister, Jess ... Major is undecided ... Enjoys outdoor activities such as kayaking and going to the beach ... Favorite athlete is Larry Bird ... Best sports memory is making the game-winning shot at TD Garden as an eighth-grader to send St. Mary's to the Division 4 state championship ... Committed to Miami over Butler, Florida, Iowa, Indiana, South Carolina and Texas A&M ... Chose Miami because he felt it was the best fit, it would most advance his game and the staff truly wanted him.

CAREER STATISTICS				Total			3-Point			Free Throws			Rebounds				Scoring								
Year	GP	GS	Min	Avg	FG	FGA	Pct	FG	FGA	Pct	FT	FTA	Pct	Off	Def	Tot	Avg	PF	FO	Ast	TO	Blk	Stl	Pts	Avg
2020-21	1	1	26	26.0	4	5	.800	2	3	.667	0	0	.000	2	5	7	7.0	1	0	2	0	2	1	10	10.0
TOTAL	1	1	26	26.0	4	5	.800	2	3	.667	0	0	.000	2	5	7	7.0	1	0	2	0	2	1	10	10.0



# DENG GAK

REDSHIRT JUNIOR | FORWARD | 6-11 | 220

# #22

Sydney, Australia | Blair Academy (N.J.)

- Missed the last 24 contests of the 2019-20 season due to a right knee injury sustained in practice

- Missed the final 24 games of the 2018-19 season due to a serious left knee injury that needed surgery

- Height and length are exactly what Miami needs to protect the rim when the defense breaks down

- Offensive game is steadily improving

- If he remains healthy, will help fill in for the absence of Sam Waardenburg

## As a Redshirt Sophomore (2019-20):

Played in the first seven affairs of the season before suffering a season-ending right knee injury in practice ... Averaged 1.7 points and 2.0 rebounds in 12.0 minutes per game ... Returned to action in the season opener against fifth-ranked Louisville (11/5), recording two rebounds, two blocks and two steals ... Scored four points in the victory at UCF (11/12) ... Notched four points, a season-high four rebounds and two blocks against Quinnipiac (11/16) ... Scored four points in a matchup with his brother, Gorjok, of Florida (11/22) at the Charleston Classic ... Played a career-high 20 minutes against UConn (11/24) at the Charleston Classic in his final outing of the season.

**As a Redshirt Freshman (2018-19):** Played in eight games, including making one start ... Suffered season-ending left knee injury on Dec. 1 against Yale ... Played at least 11 minutes off the bench in each of his eight games ... Recorded six rebounds and three blocks in 14 minutes of action in his Miami debut against Lehigh (11/9) ... Scored first college points in win over Stephen F. Austin (11/13) ... Made first college start against Yale (12/1), scored five points in season-high 19 minutes.

**As a Freshman (2017-18):** Redshirted and did not compete.

**High School:** Member of the 2017 Jordan Brand Classic Regional Team ... Ranked No. 91 nationally by ESPN, including No. 16 among power forwards and first in New Jersey ... Joined former Miami teammate Dejan Vasiljevic on the Australian U19 team, averaging 4.0 points, 4.1 rebounds and 0.7 blocks for the Emus at the 2015 FIBA World Championship ... Played high school basketball at Australia's Centre of Excellence before attending Blair Academy in New Jersey ... Other Blair grads include NBA players Luol Deng, Charlie Villanueva and Royal Ivey ... Played on the AAU circuit for the PSA Cardinals ... Pangos All-American Camp Top 30 Cream of the Crop Game ... A long shot blocker who protects the rim with his 7-foot-5-inch wingspan ... A versatile big man who can run the floor and hit the mid-range jump shot ... Committed to Miami over Connecticut, Florida and Kansas.

**Personal:** Born in Cairo and moved to Australia at three months old ... Of Dinka descent ... Older brother, Gorjok, plays basketball at California Baptist after spending four years at Florida ... Moved to New Jersey in the fall of 2015 to begin his career at Blair Academy ... Majoring in sociology with a minor in sport administration.

2020-21				
Opposition	P	R	A	
North Florida	-	-	-	
Stetson	-	-	-	
Purdue	-	-	-	
FGCU	-	-	-	
Pittsburgh	-	-	-	
Jacksonville	-	-	-	
at Virginia Tech	-	-	-	
Clemson	-	-	-	
North Carolina	-	-	-	
at NC State	-	-	-	
at Boston College	-	-	-	
Louisville	-	-	-	
at Syracuse	-	-	-	
Notre Dame	-	-	-	
at Florida State	-	-	-	
at Wake Forest	-	-	-	
Duke	-	-	-	
Virginia Tech	-	-	-	
at North Carolina	-	-	-	
at Notre Dame	-	-	-	
Georgia Tech	-	-	-	
Florida State	-	-	-	
at Clemson	-	-	-	
at Virginia	-	-	-	
Boston College	-	-	-	

2019-20				
Opposition	P	R	A	
Louisville	0	2	0	
Florida Atlantic	0	0	0	
at UCF	4	2	0	
Quinnipiac	4	4	0	
vs. Missouri State	0	0	0	
vs. Florida	4	3	0	
vs. UConn	0	3	1	
at Illinois	-	-	-	
Alabama A&M	-	-	-	
vs. Temple	-	-	-	
Coppin State	-	-	-	
at Clemson	-	-	-	
Duke	-	-	-	
at Louisville	-	-	-	
Pittsburgh	-	-	-	
at NC State	-	-	-	
Florida State	-	-	-	
at Duke	-	-	-	
at North Carolina	-	-	-	
Virginia Tech	-	-	-	
at Pittsburgh	-	-	-	
NC State	-	-	-	
at Florida State	-	-	-	
Boston College	-	-	-	
Wake Forest	-	-	-	
at Virginia Tech	-	-	-	
at Notre Dame	-	-	-	
at Georgia Tech	-	-	-	
Virginia	-	-	-	
Syracuse	-	-	-	
vs. Clemson	-	-	-	

2018-19				
Opposition	P	R	A	
Lehigh	0	6	1	
Stephen F. Austin	2	4	1	
Bethune-Cookman	2	3	0	
vs. La Salle	4	7	1	
vs. Fresno State	2	1	1	
vs. Seton Hall	4	3	0	
Rutgers	1	6	1	
vs. Yale	5	3	0	
at Penn	-	-	-	
Houston Baptist	-	-	-	
Florida Atlantic	-	-	-	
Campbell	-	-	-	
NC State	-	-	-	
at Louisville	-	-	-	
at Florida State	-	-	-	
Wake Forest	-	-	-	
North Carolina	-	-	-	
at Syracuse	-	-	-	
Florida State	-	-	-	
Virginia Tech	-	-	-	
at Virginia	-	-	-	
Notre Dame	-	-	-	
at North Carolina	-	-	-	
Clemson	-	-	-	
at Boston College	-	-	-	
Georgia Tech	-	-	-	
at Wake Forest	-	-	-	
at Duke	-	-	-	
Pittsburgh	-	-	-	
at Virginia Tech	-	-	-	
vs. Wake Forest	-	-	-	
vs. Virginia Tech	-	-	-	

## GAK CAREER / SEASON HIGHS

### Points

Career: 5~, vs. Yale, 12/1/18

Season: N/A

ACC: 2, vs. Louisville, 11/5/19

### Rebounds

Career: 7~, vs. La Salle, 11/25/18

Season: N/A

ACC: 2, vs. Louisville, 11/5/19

### Assists

Career: 1~\*, vs. UConn, 11/24/19

Season: N/A

ACC: N/A

### Steals

Career: 2, vs. Louisville, 11/5/19

Season: N/A

ACC: 2, vs. Louisville, 11/5/19

### Blocked Shots

Career: 3, vs. Lehigh, 11/9/18

Season: N/A

ACC: 2, vs. Louisville, 11/5/19

### Field Goals Made

Career: 2~\*, vs. Florida, 11/22/19

Season: N/A

ACC: N/A

### Field Goal Attempts

Career: 6, vs. Stephen F. Austin, 1/13/18

Season: N/A

ACC: N/A

### Free Throws Made

Career: 3~, vs. Yale, 12/1/18

Season: N/A

ACC: N/A

### Free Throw Attempts

Career: 4~, vs. Yale, 12/1/18

Season: N/A

ACC: 1, vs. Louisville, 11/5/19

### 3-Point Field Goals Made

Career: N/A

Season: N/A

ACC: N/A

### 3-Point Field Goal Attempts

Career: 1, vs. Lehigh, 11/9/18

Season: N/A

ACC: N/A

### Minutes

Career: 20~, vs. UConn, 11/24/19

Season: N/A

ACC: 12, vs. Louisville, 11/5/19

\* Recorded more than once with most recent listed  
~ Regular season game at neutral site

CAREER STATISTICS					Total			3-Point			Free Throws			Rebounds				Scoring							
Year	GP	GS	Min	Avg	FG	FGA	Pct	FG	FGA	Pct	FT	FTA	Pct	Off	Def	Tot	Avg	PF	FO	Ast	TO	Blk	Stl	Pts	Avg
2017-18	DNP																								
2018-19	8	1	117	14.6	8	24	.333	0	1	.000	4	10	.400	16	17	33	4.1	15	0	5	3	9	1	20	2.5
2019-20	7	0	84	12.0	5	8	.625	0	0	.000	2	6	.333	4	10	14	2.0	7	0	1	2	4	4	12	1.7
2020-21	-																								
TOTAL	15	1	201	13.4	13	32	.406	0	1	.000	6	16	.375	20	27	47	3.1	22	0	6	5	13	5	32	2.1



# FILIPPOS GKOGKOS

SOPHOMORE | GUARD | 6-3 | 193

# #13

Athens, Greece | International School of Bucharest (Romania)

- A brilliant student who brings an energetic personality to the team
- Solid shooter and ball-handler
- After playing five total minutes in the first 18 games of his career, saw six minutes of action at the Dean E. Smith Center against North Carolina (1/25)

**As a Freshman (2019-20):** Joined the team as a walk-on ... Appeared in seven games, including five in ACC play ... Totaled three rebounds and one steal in 14 minutes of action ... Made his Miami debut against Quinnipiac (11/16) ... Grabbed two rebounds versus Coppin State (12/21) ... Played a season-high six minutes at North Carolina (1/25) and recorded his first steal ... Pulled down a rebound at eighth-ranked Florida State (2/8).

2020-21	P	R	A
Opposition			
North Florida	-	-	-
Stetson	-	-	-
Purdue	-	-	-
FGCU	-	-	-
Pittsburgh	-	-	-
Jacksonville	-	-	-
at Virginia Tech	-	-	-
Clemson	-	-	-
North Carolina	-	-	-
at NC State	-	-	-
at Boston College	-	-	-
Louisville	-	-	-
at Syracuse	-	-	-
Notre Dame	-	-	-
at Florida State	-	-	-
at Wake Forest	-	-	-
Duke	-	-	-
Virginia Tech	-	-	-
at North Carolina	-	-	-
at Notre Dame	-	-	-
Georgia Tech	-	-	-
Florida State	-	-	-
at Clemson	-	-	-
at Virginia	-	-	-
Boston College	-	-	-

2019-20	P	R	A
Opposition			
Louisville	-	-	-
Florida Atlantic	-	-	-
at UCF	-	-	-
Quinnipiac	0	0	0
vs. Missouri State	-	-	-
vs. Florida	-	-	-
at Illinois	-	-	-
Alabama A&M	-	-	-
vs. Temple	-	-	-
Coppin State	0	2	0
at Clemson	-	-	-
Duke	-	-	-
at Louisville	-	-	-
Pittsburgh	-	-	-
at NC State	0	0	0
Florida State	-	-	-
at Duke	0	0	0
at North Carolina	0	0	0
Virginia Tech	-	-	-
Pittsburgh	-	-	-
NC State	-	-	-
at Florida State	0	1	0
Boston College	0	0	0
Wake Forest	-	-	-
at Virginia Tech	-	-	-
at Notre Dame	-	-	-
at Georgia Tech	-	-	-
Virginia	-	-	-
Syracuse	-	-	-
vs. Clemson	-	-	-

## GKOGKOS CAREER / SEASON HIGHS

### Points

Career: N/A

Season: N/A

ACC: N/A

### Rebounds

Career: 2, vs. Coppin State, 12/21/19

Season: N/A

ACC: 1, at Florida State, 2/8/20

### Assists

Career: N/A

Season: N/A

ACC: N/A

### Steals

Career: 1, at North Carolina, 1/25/20

Season: N/A

ACC: 1, at North Carolina, 1/25/20

### Blocked Shots

Career: N/A

Season: N/A

ACC: N/A

### Field Goals Made

Career: N/A

Season: N/A

ACC: N/A

### Field Goal Attempts

Career: 2, at North Carolina, 1/25/20

Season: N/A

ACC: 2, at North Carolina, 1/25/20

### Free Throws Made

Career: N/A

Season: N/A

ACC: N/A

### Free Throw Attempts

Career: N/A

Season: N/A

ACC: N/A

### 3-Point Field Goals Made

Career: N/A

Season: N/A

ACC: N/A

### 3-Point Field Goal Attempts

Career: N/A

Season: N/A

ACC: N/A

### Minutes

Career: 6, at North Carolina, 1/25/20

Season: 6, at North Carolina, 1/25/20

ACC: 6, at North Carolina, 1/25/20

\* Recorded more than once with most recent listed

**High School:** Graduated from the International School of Bucharest in Romania ... Played for Ka Sam Basketball Club ... Aided his team to a third-place finish in the Romanian Basketball Federation tournament in 2019 ... Ranked as a top-five player in the league after averaging 23 points, 12 rebounds and four assists per game ... Helped his team finish second in 2018 after tallying 20 points, 11 boards and five assists per contest ... Finished in fourth place in Romania in 2017 and took second in 2016 ... Competed in national and international fencing tournaments, including winning the Romanian U16 title in 2017 and U17 crown in 2018, as well as the Greek U20 championship in 2018 ... High school prefect and high honors receipt for his academic success.

**Personal:** Full name is Filippas Gkogkos ... Name is pronounced Fill-EEP-Ose GO-Gose ... Goes by Filip ... Born June 16, 2001 ... Parents are Anargyros Gkogkos and Theano Milla ... Father is a business executive and mother owns a company ... Has an older brother, Alexandros ... Double-majoring in economics and finance ... Favorite athlete is LeBron James because of his athletic ability, accomplishments, community involvement and personality ... Best sports memory is winning the Romanian national title in 2015, the year before starting high school ... Chose Miami because of its great business school, receiving an academic scholarship and the opportunities the University provides ... Also considered attending Drexel, Hofstra, North Carolina and San Diego.

CAREER STATISTICS				Total			3-Point			Free Throws			Rebounds				Scoring								
Year	GP	GS	Min	Avg	FG	FGA	Pct	FG	FGA	Pct	FT	FTA	Pct	Off	Def	Tot	Avg	PF	FO	Ast	TO	Blk	Stl	Pts	Avg
2019-20	7	0	14	2.0	0	3	.000	0	0	.000	0	0	.000	1	2	3	0.4	1	0	0	0	0	1	0	0.0
2020-21	-																								
TOTAL	7	0	14	2.0	0	3	.000	0	0	.000	0	0	.000	1	2	3	0.4	1	0	0	0	0	1	0	0.0





# WILLIE HERENTON

SENIOR | GUARD | 6-2 | 180

# #15

Lincolnshire, Ill. | Adlai Stevenson

- Has created a solid role within the program
- Terrific practice player who may earn some playing time because of his tenacious defense and 3-point shooting ability
- Wore No. 2 as a sophomore in 2018-19

## As a Junior (2019-20): NABC Honors Court

Appeared in 11 contests, including seven in ACC play ... Amassed nine points, three steals, two rebounds and one assist over 28 minutes of action ... Registered his first collegiate steal against Quinnipiac (11/16) in his first action of the season ... Set new career highs in points (six), rebounds (two), made field goals (two) and minutes played (10) at North Carolina (1/25), finishing 2-of-3 from the floor and making his lone attempt both from long range and at the line ... Scored three points at eighth-ranked Florida State (2/8).

**As a Sophomore (2018-19):** Joined team as walk-on, but was awarded scholarship for remainder of season on Jan. 18 ... Played in 16 games, including 11 in conference action ... Hit 3-pointers in ACC play at Syracuse (1/24), Boston College (2/17) and Duke (3/2) ... Saw his first playing time in final minute of season opener against Lehigh (11/9) ... Scored first five Miami points against La Salle (11/22) ... Played two minutes, including final minute of first half, at Louisville (1/6) ... Played season-high four minutes at Boston College (2/17).

**High School:** Graduated from Adlai Stevenson High School ... Named First Team All-Area and First Team All-Conference by the Daily Herald in 2017 ... Finished as one of the top 10 scorers in Stevenson history despite only playing one year as a full-time starter (2016-17) ... Averaged 17.2 ppg during his senior season, including 19.8 ppg during conference play ... Also averaged 1.8 spg ... Shot 51.0 percent from the field and 80.0 percent at the charity stripe during his senior campaign ... Went to Whitney Young Magnet High School in Chicago his first two years of high school ... Once named Prep Hoops Player of the Week for Illinois ... Played in every AAU Basketball National since the second grade ... Was home schooled up until high school.

**Personal:** Parents are Rodney and Andrea Herenton, both of whom attended Harvard University ... Has two brothers, Rodney and Samuel ... Rodney played basketball at Stanford from 2016-20 ... Named after his grandfather, Dr. Willie Herenton, who was a five-time Golden Glove Boxing Champion and whose jersey is retired at Lemoyne-Owen College ... His grandfather was also a five-term mayor of Memphis and the first African-American mayor in the state of Tennessee ... Enjoys international travel and entrepreneurialism ... Chose Miami because it was his dream school ... Majoring in economics with a minor in sociology.

2020-21				
Opposition	P	R	A	
North Florida	-	-	-	
Stetson	-	-	-	
Purdue	-	-	-	
FGU	-	-	-	
Pittsburgh	-	-	-	
Jacksonville	-	-	-	
at Virginia Tech	-	-	-	
Clemson	-	-	-	
North Carolina	-	-	-	
at NC State	-	-	-	
at Boston College	-	-	-	
Louisville	-	-	-	
at Syracuse	-	-	-	
Notre Dame	-	-	-	
at Florida State	-	-	-	
at Wake Forest	-	-	-	
Duke	-	-	-	
Virginia Tech	-	-	-	
at North Carolina	-	-	-	
at Notre Dame	-	-	-	
Georgia Tech	-	-	-	
Florida State	-	-	-	
at Clemson	-	-	-	
at Virginia	-	-	-	
Boston College	-	-	-	

2019-20				
Opposition	P	R	A	
Louisville	-	-	-	
Florida Atlantic	-	-	-	
at UCF	-	-	-	
Quinnipiac	0	0	0	
vs. Missouri State	-	-	-	
vs. Florida	0	0	0	
vs. UConn	0	0	0	
at Illinois	-	-	-	
Alabama A&M	-	-	-	
vs. Temple	-	-	-	
Coppin State	0	0	0	
at Clemson	-	-	-	
Duke	-	-	-	
at Louisville	0	0	0	
Pittsburgh	-	-	-	
at NC State	0	0	0	
Florida State	-	-	-	
at Duke	0	0	0	
at North Carolina	6	2	1	
Virginia Tech	-	-	-	
at Pittsburgh	0	0	0	
NC State	0	0	0	
at Florida State	3	0	0	
Boston College	-	-	-	
Wake Forest	-	-	-	
at Virginia Tech	-	-	-	
at Notre Dame	-	-	-	
at Georgia Tech	-	-	-	
Virginia	-	-	-	
Syracuse	-	-	-	
vs. Clemson	-	-	-	

2018-19				
Opposition	P	R	A	
Lehigh	0	0	0	
Stephen F. Austin	0	0	0	
Bethune-Cookman	-	-	-	
vs. La Salle	5	0	0	
vs. Fresno State	-	-	-	
vs. Seton Hall	-	-	-	
Rutgers	-	-	-	
vs. Yale	-	-	-	
at Penn	-	-	-	
Houston Baptist	-	-	-	
Florida Atlantic	0	0	0	
Campbell	-	-	-	
NC State	-	-	-	
at Louisville	0	0	0	
at Florida State	0	0	0	
Wake Forest	-	-	-	
North Carolina	-	-	-	
at Syracuse	3	0	0	
Florida State	0	0	0	
Virginia Tech	-	-	-	
at Virginia	-	-	-	
Notre Dame	-	-	-	
at North Carolina	0	0	0	
Clemson	-	-	-	
at Boston College	3	0	0	
Georgia Tech	0	1	0	
at Wake Forest	0	0	0	
at Duke	3	0	0	
Pittsburgh	0	0	0	
at Virginia Tech	0	0	0	
vs. Wake Forest	-	-	-	
vs. Virginia Tech	0	1	0	

## HERENTON CAREER / SEASON HIGHS

<b>Points</b>	
Career:	6, at North Carolina, 1/25/20
Season:	N/A
ACC:	6, at North Carolina, 1/25/20
<b>Rebounds</b>	
Career:	2, at North Carolina, 1/25/20
Season:	N/A
ACC:	2, at North Carolina, 1/25/20
<b>Assists</b>	
Career:	1, at North Carolina, 1/25/20
Season:	N/A
ACC:	1, at North Carolina, 1/25/20
<b>Steals</b>	
Career:	1*, at North Carolina, 1/25/20
Season:	N/A
ACC:	1, at North Carolina, 1/25/20
<b>Blocked Shots</b>	
Career:	N/A
Season:	N/A
ACC:	N/A
<b>Field Goals Made</b>	
Career:	2, at North Carolina, 1/25/20
Season:	N/A
ACC:	2, at North Carolina, 1/25/20
<b>Field Goal Attempts</b>	
Career:	3*, at North Carolina, 1/25/20
Season:	N/A
ACC:	3, at North Carolina, 1/25/20
<b>Free Throws Made</b>	
Career:	2~, vs. La Salle, 11/22/18
Season:	N/A
ACC:	1*, at Florida State, 2/8/20
<b>Free Throw Attempts</b>	
Career:	2~, vs. La Salle, 11/22/18
Season:	N/A
ACC:	1*, at Florida State, 2/8/20
<b>3-Point Field Goals Made</b>	
Career:	1*, at North Carolina, 1/25/20
Season:	N/A
ACC:	1*, at North Carolina, 1/25/20
<b>3-Point Field Goal Attempts</b>	
Career:	2, vs. Coppin State, 12/21/19
Season:	N/A
ACC:	1*, at North Carolina, 1/25/20
<b>Minutes</b>	
Career:	10, at North Carolina, 1/25/20
Season:	N/A
ACC:	10, at North Carolina, 1/25/20

\* Recorded more than once with most recent listed  
~ Regular season game at neutral site

CAREER STATISTICS				Total			3-Point			Free Throws			Rebounds				Scoring								
Year	GP	GS	Min	Avg	FG	FGA	Pct	FG	FGA	Pct	FT	FTA	Pct	Off	Def	Tot	Avg	PF	FO	Ast	TO	Blk	Stl	Pts	Avg
2018-19	16	0	30	1.9	4	11	.364	4	8	.500	2	2	1.000	1	1	2	0.1	2	0	0	0	0	0	14	0.9
2019-20	11	0	28	2.5	3	7	.429	1	4	.250	2	2	1.000	0	2	2	0.2	2	0	1	2	0	3	9	0.8
2020-21	-	-	-	-	-	-	-	-	-	-	-	-	-	-	-	-	-	-	-	-	-	-	-	-	-
TOTAL	27	0	58	2.1	7	18	.389	5	12	.417	4	4	1.000	1	3	4	0.1	4	0	1	2	0	3	23	0.9



# CHRIS LYKES

SENIOR | GUARD | 5-7 | 160

# #0

Mitchellville, Md. | Gonzaga College HS (D.C.)

- 20-Point Games: 16  
(none in 2020-21)

- 10-Point Games: 65  
(one in 2020-21)

- Five-Assist Games: 16  
(one in 2020-21)

- An offensive dynamo with the ability to get in the paint repeatedly against anybody

- One of the top scorers in the ACC, but for the Hurricanes to excel, needs to demonstrate tremendous leadership qualities for his

teammates to follow, as well as distribute and make others better

- Wore No. 2 as a freshman in 2017-18

- First Hurricane to garner Preseason All-ACC

honors in back-to-back years and fourth to do so

even once, alongside Jack McClinton (2008-09), Malcolm Grant (2011-12) and Bruce Brown, Jr. (2017-18)

- Third Miami player to earn Preseason First Team All-ACC status, joining Grant and McClinton

- In an anonymous poll conducted by The Athletic (11/20/20), voted by his ACC peers as the toughest player in the league to guard, earning seven of the 13 votes cast for active players (no other current player surpassed two)

- Third-leading returning scorer in the ACC (15.4 ppg) from 2019-20 after being the second-leading returning scorer (16.2 ppg) last season from 2018-19

- Placed No. 12 nationally in 2018-19 and No. 17 in 2019-20 among Division I players under 6-foot, including second among players in a high-major league (Power Five + BIG EAST) in 2018-19 and third in 2019-20

- Shortest player at a high-major program this season and one of just 16 high-major scholarship players under 6-foot

- Scored 27 points, one shy of his career best, in the overtime victory at Clemson (12/31/19), to eclipse 1,000 in his career, becoming the 41st Hurricane to reach quadruple digits, including the 26th in fewer than four years and the 10th under Jim Larrañaga

- Needed just 43 games to enter the top five on Miami's all-time ACC-only scoring list, doing so against Florida State (1/18/20) when he passed Dwayne Collins

- After appearing in the first 82 contests of his career and making 52 consecutive starts, missed Miami's games versus North Carolina (1/25/20), Virginia Tech (1/28/20), Pittsburgh (2/2/20) and NC State (2/5/20) with a groin injury

- Scored 16 of Miami's first 30 points against No. 22 Virginia (3/4/20) before leaving the game with 12:11 remaining after suffering face injuries and then also missed the matchup with Syracuse (3/7/20)

**As a Senior (2020-21): Preseason First Team All-ACC**

**As a Junior (2019-20): All-ACC Honorable Mention ... Air Force Reserve Basketball HOF Invitational Game MVP (12/17) ... Preseason Second Team All-ACC**

Played in 26 games, missing five due to injury, and started 24, including each of the first 18 ... Averaged 15.4 points, 2.1 rebounds, 2.4 assists and 1.1 steals in 30.0 minutes per game ... Led the Hurricanes in points, assists and steals per game, as well as made field goals (140), made free throws (70) and free-throw attempts (86) ... Placed second in minutes per game and made 3-pointers (51) ... Finished fourth in the ACC in free-throw percentage (81.4), ninth in field-goal percentage (43.2), No. 10 in scoring and No. 12 3-pointers per game (1.96) ... In ACC-only action, placed fourth in free-throw clip (84.3), ninth in scoring (15.6) and No. 14 in 3-pointers (1.93) ... Placed No. 17 nationally in scoring among individuals under 6-foot, including third of high-major players ... Fourth Hurricane to earn preseason All-ACC honors ... Notched the eighth-best single-season free-throw clip in program history ... Tied for the fifth-most made 3-pointers (six) by a Hurricane ever in an ACC game ... Ascended to No. 24 on Miami's all-time scoring list (1,225) ... Finished the season in the top 10 of nine ACC-only career leaderboards and the top five of six of them, including third in made free throws (159) and fourth in both points (735) and made field goals (241) ... Tied for the most (28) and third-most (27) points in a game by a Hurricane on the season, as well as notched the most steals in a contest (five) and tied for both the most assists (six) and made 3-pointers (six) ... Recorded the only two instances (11 and 10) of a Miami player hitting double-digit made field goals, plus tied for second in made free throws (eight) and made free throws without a miss (eight) ... Scored in double figures 21 times, notching 15-plus on 14 occasions and 20-plus in six outings, the latter two both team highs ... Notched five-plus assists in three appearances and 30-plus minutes 13 times, with 40-plus twice ... Paced Miami in scoring a team-best 13 times ...

2020-21				
Opposition	P	R	A	
North Florida	11	4	6	
Stetson	-	-	-	
Purdue	-	-	-	
FGCU	-	-	-	
Pittsburgh	-	-	-	
Jacksonville	-	-	-	
at Virginia Tech	-	-	-	
Clemson	-	-	-	
North Carolina	-	-	-	
at NC State	-	-	-	
at Boston College	-	-	-	
Louisville	-	-	-	
at Syracuse	-	-	-	
at Notre Dame	-	-	-	
at Florida State	-	-	-	
at Wake Forest	-	-	-	
Duke	-	-	-	
Virginia Tech	-	-	-	
at North Carolina	-	-	-	
at Notre Dame	-	-	-	
Georgia Tech	-	-	-	
Florida State	-	-	-	
at Clemson	-	-	-	
at Virginia	-	-	-	
Boston College	-	-	-	

2019-20				
Opposition	P	R	A	
Louisville	18	1	5	
Florida Atlantic	15	3	2	
at UCF	11	1	3	
Quinnipiac	12	4	1	
vs. Missouri State	11	1	1	
vs. Clemson	16	0	2	
vs. UConn	7	1	1	
at Illinois	28	0	2	
Alabama A&M	13	3	5	
vs. Temple	17	1	6	
Coppin State	16	4	3	
at Clemson	27	2	2	
Duke	8	1	4	
at Louisville	18	4	2	
Pittsburgh	12	2	4	
at NC State	20	4	1	
Florida State	24	0	2	
at Duke	9	1	0	
at North Carolina	-	-	-	
Virginia Tech	-	-	-	
at Pittsburgh	-	-	-	
NC State	-	-	-	
at Florida State	8	1	0	
Boston College	16	2	3	
Wake Forest	13	2	3	
at Virginia Tech	23	3	4	
at Notre Dame	8	4	4	
at Georgia Tech	14	5	0	
Virginia	16	2	1	
Syracuse	-	-	-	
vs. Clemson	21	3	1	

2018-19				
Opposition	P	R	A	
Lehigh	22	5	4	
Stephen F. Austin	20	2	6	
Bethune-Cookman	21	2	6	
vs. La Salle	18	1	0	
vs. Fresno State	17	5	2	
vs. Seton Hall	18	4	2	
Rutgers	8	2	4	
vs. Yale	12	0	3	
at Penn	16	4	5	
Houston Baptist	14	5	4	
Florida Atlantic	12	1	7	
Campbell	21	2	2	
NC State	28	0	2	
at Louisville	18	4	4	
at Florida State	17	3	2	
Wake Forest	25	4	2	
North Carolina	20	3	6	
at Syracuse	8	3	2	
Florida State	1	2	2	
Virginia Tech	19	0	4	
at Virginia	16	4	1	
Notre Dame	11	3	1	
at North Carolina	27	2	4	
Clemson	21	4	2	
at Boston College	10	2	4	
Georgia Tech	11	2	0	
at Wake Forest	26	4	1	
at Duke	4	3	2	
Pittsburgh	8	2	3	
at Virginia Tech	16	3	9	
vs. Wake Forest	13	5	4	
vs. Virginia Tech	19	2	1	

2017-18				
Opposition	P	R	A	
Gardner-Webb	3	1	1	
Navy	8	1	2	
Florida A&M	13	1	4	
vs. La Salle	0	1	0	
North Florida	10	0	4	
at Minnesota	10	1	0	
vs. Princeton	5	1	2	
Boston University	8	0	0	
at George Washington	3	0	1	
at Hawai'i	7	5	0	
vs. New Mexico State	1	1	0	
vs. Middle Tennessee	8	0	2	
at Pittsburgh	10	1	0	
at Georgia Tech	8	0	5	
Florida State	18	1	2	
at Clemson	13	1	1	
Duke	13	1	2	
at NC State	6	2	5	
Louisville	9	0	4	
at Florida State	0	0	5	
Pittsburgh	13	3	5	
at Virginia Tech	6	2	0	
Wake Forest	13	2	5	
at Boston College	16	3	2	
Virginia	19	1	1	
Syracuse	14	0	4	
at Notre Dame	9	1	1	
Boston College	15	0	3	
at North Carolina	18	1	4	
Virginia Tech	15	1	7	
vs. North Carolina	6	1	1	
vs. Loyola Chicago	10	6	2	

## LYKES CAREER / SEASON HIGHS

### Points

Career: 28\*, at Illinois, 12/2/19  
Season: 11, vs. North Florida, 11/29/20  
ACC: 28, vs. NC State, 1/3/19

### Rebounds

Career: 61, vs. Loyola Chicago, 3/15/18  
Season: 4, vs. North Florida, 11/29/20  
ACC: 5, at Georgia Tech, 2/29/20

### Assists

Career: 9, at Virginia Tech, 3/8/19  
Season: 6, vs. North Florida, 11/29/20  
ACC: 9, at Virginia Tech, 3/8/19

### Steals

Career: 5-, vs. Temple, 12/17/19  
Season: 3, vs. North Florida, 11/29/20  
ACC: 3, at Virginia Tech, 3/8/19

### Blocked Shots

Career: 2, vs. Florida State, 1/18/20  
Season: 1, vs. North Florida, 11/29/20  
ACC: 2, vs. Florida State, 1/18/20

### Field Goals Made

Career: 11, at Illinois, 12/2/19  
Season: 3, vs. North Florida, 11/29/20  
ACC: 10\*, at Clemson, 12/31/19

### Field Goal Attempts

Career: 23, at North Carolina, 2/9/19  
Season: 13, vs. North Florida, 11/29/20  
ACC: 23, at North Carolina, 2/9/19

### Free Throws Made

Career: 14, vs. Wake Forest, 1/12/19  
Season: 3, vs. North Florida, 11/29/20  
ACC: 14, vs. Wake Forest, 1/12/19

### Free Throw Attempts

Career: 14, vs. Wake Forest, 1/12/19  
Season: 4, vs. North Florida, 11/29/20  
ACC: 14, vs. Wake Forest, 1/12/19

### 3-Point Field Goals Made

Career: 6\*, vs. Florida State, 1/18/20  
Season: 2, vs. North Florida, 11/29/20  
ACC: 6\*, vs. Florida State, 1/18/20

### 3-Point Field Goal Attempts

Career: 11\*\*, vs. Clemson, 3/11/20  
Season: 6, vs. North Florida, 11/29/20  
ACC: 11, at North Carolina, 2/9/19

### Minutes

Career: 42, vs. Florida State, 1/18/20  
Season: 34, vs. North Florida, 11/29/20  
ACC: 42, vs. Florida State, 1/18/20

\* Recorded more than once with most recent listed

! NCAA Tournament

^ ACC Tournament

~ Regular season game at neutral site



# CHRIS LYKES

# #0

Opened the season with an 18-point, five-assist showing against fifth-ranked Louisville (11/5) ... Scored 15 points versus Florida Atlantic (11/8) ... Tallied 16 points on 7-of-12 shooting against Florida (11/22) in the Charleston Classic ... Dropped a season-best 28 points in the win at Illinois (12/2), adding four steals and finishing 11-of-17 from the floor to set a career high in makes ... Recorded 17 points to go along with a season-high six assists and career-best five steals against Temple (12/17) at the Barclays Center, hitting the game-winning free throws with 4.4 seconds left ... Posted 16 points and four rebounds against Coppin State (12/21) ... Registered 27 points on 10-of-16 shooting in 41 minutes in the overtime victory at Clemson (12/31) ... Put up 18 points and four rebounds in 38 minutes at No. 13/11 Louisville (1/7), finishing 8-of-8 at the stripe ... Totaled 20 points and four boards at NC State (1/15), as well as hit all seven of his free throws ... Notched 24 points and a career-high two blocks in a career-best 42 minutes against ninth-ranked Florida State (1/18), tallying a 9-of-18 mark from the floor and a 6-of-10 ledger from long range, tying his career high in made 3-pointers ... After playing in the first 82 affairs of his career, missed Miami's contests at North Carolina (1/25), against Virginia Tech (1/28), at Pittsburgh (2/2) and against NC State (2/5) due to a groin injury sustained versus the Seminoles, snapping a 52-game streak of starts ... Scored 16 points against Boston College (2/12) ... Amassed 23 points in the triple-overtime triumph at Virginia Tech (2/19) ... Posted 14 points and a season-high five boards at Georgia Tech (2/29) ... Scored 16 points on 7-of-12 shooting against No. 22 Virginia (3/4), but missed the final 12 minutes after getting elbowed in the face ... Did not play against Syracuse (3/7) due to face injuries ... Recorded 21 points and went 5-of-11 from 3-point range versus Clemson (3/11) in the ACC Tournament.

## As a Sophomore (2018-19): All-ACC Academic Team

Played and started in all 32 games ... Ranked ninth in ACC in overall scoring (16.2) and eighth in league play (15.9) ... was fifth in conference in free-throw shooting in ACC play at 80.8 percent (63-78) ... Racked up 10 games of 20 or more points, including six in conference action ... Scored in double figures in all but five games and 16 or more points in 20 games ... Upped his scoring average by 6.6 ppg (9.6 to 16.2), which was third highest among ACC players ... Played at least 30 minutes in 26 of 32 games ... Ranked No. 14 in ACC in minutes per game (33.8) and No. 16 in league-only action (34.8) ... Ranked fifth in ACC in free-throw shooting in conference games (63-78, 80.8 percent) ... First Miami player to record three straight 20-point efforts since Shane Larkin in March 2013 ... Scored 20 or more points in each of the first three games this season, becoming first UM player since Joe Wylie in 1989 to do so ... Scored 22 points and also played then-career-best 39 minutes in season opener against Lehigh (11/9) ... Averaged 17.7 ppg in three games at Wooden Legacy ... Scored career-high 28 points on 10-of-15 shooting in ACC opener against NC State (1/3) ... Scored 25 points against Wake Forest (1/12), including 14-of-14 from free-throw line which is second-best FT performance in program history (Jack McClinton, 16-16 vs. NC State, March 7, 2009) ... Recorded 27 points in career-high 41 minutes at North Carolina (2/9), including 19 points in second half and overtime ... Scored 21 points in win over Clemson (2/13) ... Scored 26 points and hit career-high six 3-pointers at Wake Forest (2/26) ... Had streak of 21 straight made free throws snapped against Florida State (1/27) ... Scored 16 points and dished out career-high nine assists at Virginia Tech (3/8) ... Totaled 19 points and hit 3-pointers against Virginia Tech in ACC Tournament (3/13).

## As a Freshman (2017-18): All-ACC Academic Team ... ACC Rookie of the Week (1/8)

Played in all 32 games, with 10 starts ... Averaged 9.6 points and 2.3 assists per game ... Shot 72 percent (59-82) from free-throw line ... Averaged 11.9 points per game in ACC play (second on team) ... Scored in double figures in 12 ACC games, including eight of last 10 in regular season ... Averaged team-high 12.8 points per game in the 12 games after Bruce Brown Jr.'s injury ... Averaged 12.1 ppg in his 10 starts ... Hit at least one 3-pointer in 26 of 32 games, including two or more in 17 contests ... Hit a 3-pointer and played 18 minutes in college debut against Gardner-Webb (11/10) ... Scored 13 points and dished out four assists in win over Florida A&M (11/16) ... Scored 10 points and added three steals in win at No. 12 Minnesota (11/29) ... Recorded 10 points (2-3 3FG) in ACC opener at Pittsburgh (12/30) ... Scored eight points and handed out five assists at Georgia Tech (1/3) ... Recorded 18 points on 6-of-10 shooting in 25 minutes in win over Florida State (1/7) ... Named ACC Rookie of Week on Jan. 8 after GT/FSU performances ... Scored 13 points (3-5 3FG) at Clemson (1/13) ... Made first college start at NC State (1/21) ... Started and played season-high 33 minutes against Pittsburgh, scoring 13 points and dishing out five assists (1/31) ... Scored 16 points at Boston College (2/10) ... Scored career-high 19 points (17 in second half) against Virginia (2/13) ... Scored 15 points, including 11 in the game's final four minutes, in comeback win over Boston College (2/24) ... Recorded team-high 18 points, including four 3-pointers, in victory at UNC (2/27) ... Scored 15 points and dished out season-high seven assists against Virginia Tech (3/3); hit go-ahead free throw with three seconds remaining.

**High School:** Member of the 2017 Jordan Brand Classic Regional Team ... Ranked No. 45 in the ESPN Top 100, No. 12 at his position and first in Maryland ... 2017 All-Met Player of the Year ... 2017 DC State Athletic Association MVP ... 2016 Washington, D.C. Gatorade Player of the Year ... 2017 American Family Insurance third team ALL-USA Boys Basketball Team ... 2017 Max Preps All-American, fifth team ... Two-time Washington Catholic Athletic Conference (WCAC) Player of the Year ... As a senior, set school's career scoring record with 2,266 points ... Won 2017 Triple Crown of WCAC Championship, DC State Athletic Association (DCSAA) Championship and Alhambra Catholic Invitational Tournament ... Also won Gonzaga D.C. Classic and took third at Les Schwab Invitational (Ore.) ... Eagles finished No. 1 in D.C. area, according to The Washington Post final rankings ... Averaged 17.6 points, 4.2 assists and 2.9 rebounds while leading Gonzaga to a 32-5 overall and 15-3 region record ... As a junior, averaged 22.0 points, 4.3 assists, 3.7 rebounds and 2.7 steals. Knocked down 47.3 percent of shots from three and hit 74.9 percent at the line ... Led Eagles (24-10) to the semifinals in both the WCAC and DCSAA ... As a sophomore won the WCAC Championship ... Skilled ball-handler with a dynamic combination of quickness and shooting ability who can finish in traffic with contact or hit long-range threes ... Played AAU ball for Team Takeover on the EYBL circuit ... Chose Miami over offers from Villanova, Georgetown, Notre Dame and Stanford.

**Personal:** Born July 22, 1998, in Mitchellville, Md. ... Parents are Marvin and Vanessa Lykes ... Sport administration major with a marketing minor ... Has donated his time as a youth basketball instructor, as well as volunteering both at his church and the National Foundation for Cancer Research as a peer tutor.

CAREER STATISTICS				Total			3-Point			Free Throws			Rebounds			Scoring									
Year	GP	GS	Min	Avg	FG	FGA	Pct	FG	FGA	Pct	FT	FTA	Pct	Off	Def	Tot	Avg	PF	FO	Ast	TO	Blk	Stl	Pts	Avg
2017-18	32	10	690	21.6	100	249	.402	48	139	.345	59	82	.720	3	36	39	1.2	70	0	75	58	1	25	307	9.6
2018-19	32	32	1082	33.8	171	421	.406	61	192	.318	114	146	.781	14	72	86	2.7	72	0	103	93	1	43	517	16.2
2019-20	26	24	780	30.0	140	324	.432	51	134	.381	70	86	.814	10	45	55	2.1	68	1	62	54	7	28	401	15.4
2020-21	1	1	34	34.0	3	13	.231	2	6	.333	3	4	.750	0	4	4	4.0	2	0	6	1	1	3	11	11.0
<b>TOTAL</b>	<b>91</b>	<b>67</b>	<b>2586</b>	<b>28.4</b>	<b>414</b>	<b>1007</b>	<b>.411</b>	<b>162</b>	<b>471</b>	<b>.344</b>	<b>246</b>	<b>318</b>	<b>.774</b>	<b>27</b>	<b>157</b>	<b>184</b>	<b>2.0</b>	<b>212</b>	<b>1</b>	<b>246</b>	<b>206</b>	<b>10</b>	<b>99</b>	<b>1236</b>	<b>13.6</b>





# KAMERON McGUSTY

REDSHIRT SENIOR | GUARD | 6-5 | 190

# #23

Katy, Texas | Oklahoma | Sunrise Christian Academy (Kan.)

- 20-Point Games: 10  
(none in 2020-21)

- 10-Point Games: 50  
(one in 2020-21)

- 10-Rebound Games:  
Two (none in 2020-21)

- Double-Doubles:

Two (none in 2020-21)

- Experienced,  
multi-dimensional  
offensive player who  
will counted upon as a  
leader on and off the  
court

- Got in the best  
shape of his life, as well as improved his  
athletic ability, 3-point range and overall  
game in advance of his final season

- Wore No. 20 both years at Oklahoma

- Recorded the first double-digit rebounding output (10) and first double-double of his career in his first road game at Miami, a victory at UCF (11/12/19)

- Logged three-plus assists in six of his first nine games as a Hurricane, including hitting that figure in four straight games, after doing so twice in two seasons at Oklahoma

- Tallied five-plus rebounds in eight of his first 16 games at Miami after doing so three times in two years as a Sooner

- Earned Co-ACC Player of the Week distinction on 12/23/19 after averaging 20.0 points on 58.3 percent shooting to go along with 7.5 boards in Miami's wins over Temple (12/17/19) and Coppin State (12/23/19)

- Averaged 15.6 points in wins and 8.8 points in losses during the 2019-20 season, plus missed three additional defeats due to back spasms

## As a Redshirt Junior (2019-20): Co-ACC Player of the Week (12/23)

Played in 28 games, missing three due to injury, and earned 21 starts, including in each of the first 18 affairs before getting hurt ... Averaged 12.5 points, third on the team, 4.0 rebounds and 1.6 assists over 29.4 minutes, also third-best on the roster, per game ... Shot 43.5 percent from the floor, second among Hurricanes ... Tenth Hurricane—13th honor—to win ACC Player of the Week, including the first since Tonye Jekiri on 11/23/15 ... Tied for the most points (28) and assists (six) in a game by a Hurricane, as well as posted the second-highest minute total (44) ... Scored in double figures 21 times, with 15-plus in 10 appearances and 20-plus in four ... Grabbed five-plus rebounds 10 times, including doing so in six of the first 11 games, and notched 10 twice ... Played 30-plus minutes 15 times, 35-plus 10 times and 40-plus thrice ... Paced Miami in scoring on eight occasions and in rebounding twice ... Lone Hurricane with two double-doubles ... Scored 12 points against fifth-ranked Louisville (11/5) in his Miami debut ... Notched a double-double with 17 points and a career-high 10 boards in 35 minutes at UCF (11/12) ... Scored 22 points on 7-of-11 shooting from the floor, including 4-of-6 from deep, and a 4-of-4 mark at the line against Quinnipiac (11/16) ... Totaled 19 points and five boards versus Missouri State (11/21) in the Charleston Classic ... Posted 21 points and six rebounds against Alabama A&M, shooting 9-of-15 from the floor ... Tallied his second double-double in the win over Temple (12/17) at the Barclays Center, posting 12 points and a career-high-tying 10 rebounds ... Poured in 28 points on 9-of-11 shooting from the floor, with a 5-of-7 mark from deep and 5-of-6 tally at the line against Coppin State (12/21), setting career highs in points, made field goals and made 3-pointers, as well as a season high in steals (three) ... Notched 15 points in 41 minutes in the overtime win at Clemson (12/31) ... Compiled 18 points and seven boards at No. 13/11 Louisville (1/7) ... Scored 19 points on 8-of-12 shooting versus Pittsburgh (1/12) ... Registered 15

2020-21				
Opposition	P	R	A	
North Florida	10	7	4	
Stetson	-	-	-	
Purdue	-	-	-	
FGCU	-	-	-	
Pittsburgh	-	-	-	
Jacksonville	-	-	-	
at Virginia Tech	-	-	-	
Clemson	-	-	-	
North Carolina	-	-	-	
at NC State	-	-	-	
at Boston College	-	-	-	
Louisville	-	-	-	
at Syracuse	-	-	-	
Notre Dame	-	-	-	
at Florida State	-	-	-	
at Wake Forest	-	-	-	
Duke	-	-	-	
Virginia Tech	-	-	-	
at North Carolina	-	-	-	
at Notre Dame	-	-	-	
Georgia Tech	-	-	-	
Florida State	-	-	-	
at Clemson	-	-	-	
at Virginia	-	-	-	
Boston College	-	-	-	

2019-20				
Opposition	P	R	A	
Louisville	12	2	1	
Florida Atlantic	8	3	1	
at UCF	17	10	3	
Quinnipiac	22	3	3	
vs. Missouri State	19	5	1	
vs. Florida	10	5	3	
vs. UConn	5	3	4	
at Illinois	13	3	3	
Alabama A&M	21	6	3	
vs. Temple	12	10	0	
Coppin State	28	5	2	
at Clemson	15	3	1	
Duke	12	0	0	
at Louisville	18	7	1	
Pittsburgh	19	3	1	
at NC State	2	8	1	
Florida State	15	1	6	
at Duke	13	4	1	
at North Carolina	-	-	-	
Virginia Tech	3	2	1	
at Pittsburgh	-	-	-	
NC State	-	-	-	
at Florida State	0	2	1	
Boston College	12	1	2	
Wake Forest	11	5	0	
at Virginia Tech	21	4	1	
at Notre Dame	5	2	1	
at Georgia Tech	11	5	1	
Virginia	0	2	0	
Syracuse	13	4	1	
vs. Clemson	12	3	1	

2017-18 (at Oklahoma)				
Opposition	P	R	A	
Omaha	9	3	0	
Ball State	8	3	1	
vs. Arkansas	7	2	1	
vs. Portland	7	2	2	
vs. Oregon	5	0	0	
North Texas	6	2	1	
UTSA	3	4	0	
vs. USC	8	1	1	
at Wichita State	13	1	0	
Northwestern State	15	6	0	
Northwestern	11	2	0	
at TCU	22	2	0	
Oklahoma State	15	2	1	
at West Virginia	10	4	1	
Texas Tech	5	4	0	
TCU	3	0	0	
at Kansas State	0	1	0	
at Oklahoma State	5	2	0	
Kansas	5	1	0	
at Alabama	3	2	0	
Baylor	5	2	0	
at Texas	4	1	0	
West Virginia	0	0	0	
at Iowa State	0	0	0	
at Texas Tech	13	1	0	
Texas	9	0	0	
at Kansas	22	3	0	
Kansas State	4	2	0	
at Baylor	6	4	1	
Iowa State	18	2	0	
vs. Oklahoma State	6	2	0	
vs. Rhode Island	9	1	2	

2016-17 (at Oklahoma)				
Opposition	P	R	A	
Northwestern State	3	1	0	
vs. Tulane	4	2	2	
vs. Northern Iowa	3	1	0	
vs. Clemson	14	1	0	
Ablene Christian	6	2	3	
Northern Colorado	6	3	1	
at Wisconsin	11	1	0	
Oral Roberts	8	3	2	
Wichita State	0	0	0	
Memphis	0	0	1	
vs. Auburn	4	2	1	
Baylor	9	2	0	
at TCU	11	3	3	
at Kansas State	20	1	0	
Kansas	13	1	1	
Texas Tech	10	2	1	
at West Virginia	17	5	1	
Iowa State	19	2	0	
at Texas	21	1	1	
Florida	10	2	0	
Oklahoma State	22	4	2	
at Texas Tech	16	3	1	
West Virginia	11	3	1	
at Iowa State	13	3	0	
Texas	11	2	1	
at Oklahoma State	10	2	1	
at Baylor	13	1	2	
Kansas State	7	4	0	
at Kansas	14	2	0	
TCU	22	1	0	
vs. TCU	9	7	1	

## McGUSTY CAREER / SEASON HIGHS (Includes two years at University of Oklahoma) Points

Career: 28, vs. Coppin State, 12/21/19  
Season: 10, vs. North Florida, 11/29/20  
ACC: 21, at Virginia Tech, 2/19/20

## Rebounds

Career: 10~\*, vs. Temple, 12/17/19  
Season: 7, vs. North Florida, 11/29/20  
ACC: 8, at NC State, 1/15/20

## Assists

Career: 6, vs. Florida State, 1/18/20  
Season: 4, vs. North Florida, 11/29/20  
ACC: 6, vs. Florida State, 1/18/20

## Steals

Career: 5, vs. Texas, 2/14/17  
Season: 1, vs. North Florida, 11/29/20  
ACC: 1\*, vs. Syracuse, 3/7/20

## Blocked Shots

Career: 2, vs. Northern Colorado, 11/29/16  
Season: N/A  
ACC: 1\*, vs. Syracuse, 3/7/20

## Field Goals Made

Career: 9\*, vs. Coppin State, 12/21/19  
Season: 3, vs. North Florida, 11/29/20  
ACC: 8, vs. Pittsburgh, 1/12/20

## Field Goal Attempts

Career: 18, at Clemson, 12/31/19  
Season: 8, vs. North Florida, 11/29/20  
ACC: 18, at Clemson, 12/31/19

## Free Throws Made

Career: 8, at Kansas State, 1/7/17  
Season: 4, vs. North Florida, 11/29/20  
ACC: 6, at Virginia Tech, 2/19/20

## Free Throw Attempts

Career: 9, at Kansas State, 1/7/17  
Season: 4, vs. North Florida, 11/29/20  
ACC: 8, at Virginia Tech, 2/19/20

## 3-Point Field Goals Made

Career: 5, vs. Coppin State, 12/21/19  
Season: N/A  
ACC: 3\*, vs. Syracuse, 3/7/20

## 3-Point Field Goal Attempts

Career: 9\*, vs. Clemson, 3/11/20  
Season: 2, vs. North Florida, 11/29/20  
ACC: 7\*, vs. Pittsburgh, 1/12/20

## Minutes

Career: 44\*, at Virginia Tech, 2/19/20  
Season: 32, vs. North Florida, 11/29/20  
ACC: 44, at Virginia Tech, 2/19/20

\* Recorded more than once with most recent listed

^ ACC Tournament

~ Regular season game at neutral site



# KAMERON McGUSTY

# #23

points and a career-high six assists against ninth-ranked Florida State (1/18) ... Scored 13 points at eighth-ranked Duke and went 6-of-6 from the line ... Did not play at North Carolina (1/25) or, after returning for one game, at Pittsburgh (2/2) and against NC State (2/5) due to back spasms ... Amassed 21 points, including the game-tying three-point play in the closing seconds of regulation, in a career-high 44 minutes in the triple-overtime win at Virginia Tech (2/19) ... Tallied 13 points in 41 minutes in the regular season finale, an overtime triumph over Syracuse (3/7).

**As a Junior (2018-19):** Transferred from the University of Oklahoma ... Sat out season in accordance with NCAA transfer rules.

**As a Sophomore at Oklahoma (2017-18): *Preseason All-Big 12 Team Honorable Mention***

Played in 32 games, making eight starts ... Averaged 8.0 points per game in 18.5 minutes per game ... Shot 42.3 percent from field, 33.3 percent from 3-point range and 75.0 percent from free-throw line ... Averaged 8.1 points and shot 40.0 percent (20-50) from 3-point range in Big 12 play ... Had nine games of double-digit scoring, including two games with 20-plus points ... Shot 4-of-6 from the field to score nine points against Omaha (11/12) ... Sunk a pair of 3-pointers and scored eight points against USC (12/8) ... Led Oklahoma reserves with a then-season-high 13 points at Wichita State (12/16), making 3-of-6 attempts from behind the arc ... Produced a career-high-tying 22 points against TCU (12/30) ... Came off bench to shoot 3-of-3 from deep and score 13 points at Texas Tech (2/13) ... Tied his career high with 22 points at Kansas (2/19) ... Scored 18 points with 4-of-7 3-point shooting against Iowa State (3/2) ... Started and scored nine points in the NCAA Tournament Round of 64 against Rhode Island (3/15).

**As a Freshman at Oklahoma (2016-17): *All Big-12 Team Honorable Mention ... Big 12 All-Newcomer Team ... Big 12 Newcomer of the Week (3/5)***

Played in all 31 games with 17 starts ... Averaged 10.9 points and 2.2 rebounds in 24.9 minutes ... Shot 43.0 percent from the field, 35.2 percent from 3-point range and 77.8 percent from the line ... During conference play, led the Sooners with 14.4 points (No. 12 in Big 12), 2.3 rebounds and 1.0 steal in 30.7 minutes per game ... Shot 30-of-79 (38.0 percent) from 3-point range in Big 12 games (No. 11 in Big 12) ... First Oklahoma freshman to earn All-Big 12 honors and All-Newcomer status since Tommy Mason-Griffin in 2009-10 ... Finished third in conference scoring among freshmen ... Had a double-figure scoring streak of 15 consecutive outings (Jan. 3-Feb. 21), the longest streak by a Sooner freshman since Jeff Webster (22) in 1990-91 and longest by any Big 12 freshman on the season ... Shot 4-of-4 from the field to score 11 points in first true road game at Wisconsin (12/3) ... Logged 20 points, shooting 5-of-9 from the field and 2-of-3 from 3-point range while making 8-of-9 foul shots, against Kansas State (1/7) ... Made his starting debut versus Kansas (1/10), scoring a team-best 13 points ... Notched 17 points at seventh-ranked West Virginia (1/18) ... Tallied 21 points at Texas (1/23) ... Posted 19 points against Iowa State (1/21) ... Recorded a career-high 22 points against Oklahoma State (1/30) ... Scored 14 points against Kansas (2/27) ... Tied a career best with 22 points versus TCU (3/4).

**High School:** Graduated from Sunrise Christian Academy (Kan.) ... Consensus four-star, top-55 recruit ... Ranked as the No. 46 prospect, including the No. 10 shooting guard, by ESPN ... Tabbed as the No. 47 overall player, including seventh among shooting guards, by 247Sports, which placed him No. 41 on its composite list ... Listed as the nation's No. 51 recruit by Rivals ... Attended Seven Lakes High School (Texas) the first three years of his high school tenure ... Averaging 22 points, five rebounds and three rebounds as a junior, winning district offensive player of the year honors and helping team reach the third round of the state playoffs ... Became the first player in his district to win MVP as a sophomore after leading Seven Lakes to a perfect 14-0 mark in district play ... NBA standout Buddy Hield and former Miami basketball player Raphael Akpejori also attended Sunrise Christian Academy.

**Personal:** Full name is Kameron Alexander McGusty ... Goes by Kam ... Born Sept. 9, 1997 ... Parents are Kerol McGusty and Julie Winn ... Father played basketball at Stephen F. Austin ... Mother is a talent acquisition manager ... Has a younger half-sister, Kylie, a younger stepsister, Jayden, and a younger stepbrother, Jackson ... Majoring in sport administration with a minor in sociology ... Favorite athlete is LeBron James because of his influence ... Chose Miami because of the opportunity to play and accomplish his goals ... Committed to Miami over Houston and Virginia Tech.

CAREER STATISTICS				Total			3-Point			Free Throws			Rebounds				Scoring										
Year	GP	GS	Min	Avg	FG	FGA	Pct	FG	FGA	Pct	FT	FTA	Pct	Off	Def	Tot	Avg	PF	FO	Ast	TO	Blk	Stl	Pts	Avg		
2016-17*	31	17	771	24.9	125	291	.430	38	108	.352	49	63	.778	12	55	67	2.2	41	0	27	48	8	24	337	10.9		
2017-18*	32	8	592	18.5	90	213	.423	34	102	.333	42	56	.750	12	50	62	1.9	34	0	11	26	1	11	256	8.0		
2018-19	DNP																										
2019-20	28	21	824	29.4	130	299	.435	38	116	.328	51	68	.750	13	98	111	4.0	35	0	44	64	5	19	349	12.5		
2020-21	1	1	33	33.0	3	8	.375	0	2	.000	4	4	1.000	1	6	7	7.0	1	0	4	5	0	1	10	10.0		
TOTAL	92	47	2220	24.1	348	811	.429	110	328	.335	146	191	.764	38	209	247	2.7	111	0	86	143	14	55	952	10.3		
* - at University of Oklahoma																											

\* - at University of Oklahoma



# RODNEY MILLER JR.

REDSHIRT SENIOR | CENTER | 7-0 | 250

# #14

Laurelton, N.Y. | Oak Hill Academy (Va.)

## - 10-Point Games:

10 (none in 2020-21)

## - 10-Rebound

Games: Two (none

in 2020-21)

## - Double-Doubles:

One (none in 2020-21)

- After being one of

the most improved

players in the ACC

last year, is expected

to make further

strides, especially

with his rebounding

- Back-to-the-basket game is extremely

fundamental

- Both left and right jump hooks are very

difficult to guard

- Earned his first collegiate start in Miami's 2019-20 season opener against No. 5 Louisville

(11/5/19)

- In the next game, against Florida Atlantic (11/8/19), logged his first double-digit point total, first two

assists and first two steals as a Hurricane

- In his first action at Cameron Indoor Stadium, tallied his first double-digit rebounding game and

first double-double, finishing with 13 points and 13 rebounds, the latter the second-most by a

Hurricane in 2019-20, in the setback versus eighth-ranked Duke (1/21/20)

- After notching double-digit points three prior times in his career, did so five times in a six-game

span from 1/15/20 to 2/2/20, including four times in a row

- Suffered a left ankle injury versus NC State (2/5/20) that limited him to just 21 minutes and, after

starting the first 22 games, kept him out of action at eighth-ranked Florida State (2/8/20)

- Averaged 10.7 points and a team-high 6.9 rebounds per game over a 10-outing stretch from

1/15/20 to 2/19/20, while shooting a team-best 63.2 percent (43-of-68) from the floor and 70.0

percent (21-of-30) at the line

2020-21	P	R	A
Opposition			
North Florida	0	0	0
Sletson	-	-	-
Purdue	-	-	-
FGCU	-	-	-
Pittsburgh	-	-	-
Jacksonville	-	-	-
at Virginia Tech	-	-	-
Clemson	-	-	-
North Carolina	-	-	-
at NC State	-	-	-
at Boston College	-	-	-
Louisville	-	-	-
at Syracuse	-	-	-
Notre Dame	-	-	-
at Florida State	-	-	-
at Wake Forest	-	-	-
Duke	-	-	-
Virginia Tech	-	-	-
at North Carolina	-	-	-
at Notre Dame	-	-	-
Georgia Tech	-	-	-
Florida State	-	-	-
at Clemson	-	-	-
at Virginia	-	-	-
Boston College	-	-	-

2019-20	P	R	A
Opposition			
Louisville	6	9	0
Florida Atlantic	12	5	2
at UCF	8	6	0
Quinnipiac	4	7	0
vs. Missouri State	8	8	0
vs. Florida	4	4	1
vs. UConn	10	1	0
at Illinois	2	2	2
Alabama A&M	6	3	1
vs. Temple	11	9	1
Coppin State	0	5	1
at Clemson	0	2	0
Duke	8	3	0
at Louisville	0	6	0
Pittsburgh	7	7	0
at NC State	16	7	0
Florida State	4	8	0
at Duke	13	13	0
at North Carolina	13	4	0
Virginia Tech	11	8	0
at Pittsburgh	16	4	1
NC State	5	3	0
at Florida State	-	-	-
Boston College	11	7	0
Wake Forest	8	10	1
at Virginia Tech	10	5	0
at Notre Dame	5	6	0
at Georgia Tech	8	4	2
Virginia	6	4	1
Syracuse	4	4	1
vs. Clemson	0	1	0

2017-18	P	R	A
Opposition			
Gardner-Webb	0	1	0
Navy	4	0	0
Florida A&M	2	1	0
vs. La Salle	0	0	0
North Florida	-	-	-
at Minnesota	-	-	-
vs. Princeton	2	0	0
Boston University	-	-	-
at George Washington	-	-	-
at Hawai'i	-	-	-
vs. New Mexico State	0	1	0
vs. Middle Tennessee	2	0	0
at Pittsburgh	0	0	0
at Georgia Tech	0	0	0
Florida State	-	-	-
at Clemson	-	-	-
Duke	-	-	-
at NC State	-	-	-
Louisville	-	-	-
at Florida State	-	-	-
Pittsburgh	-	-	-
at Virginia Tech	2	3	0
Wake Forest	1	0	0
at Boston College	0	0	0
Virginia	-	-	-
Syracuse	-	-	-
at Notre Dame	0	0	0
Boston College	-	-	-
at North Carolina	-	-	-
Virginia Tech	2	0	0
vs. North Carolina	3	1	0
vs. Loyola Chicago	-	-	-

2016-17	P	R	A
Opposition			
Western Carolina	5	2	0
at North Florida	4	3	0
Penn	2	0	0
vs. Stanford	-	-	-
vs. Iowa State	-	-	-
vs. Florida	0	0	0
Rutgers	0	0	0
vs. Wofford	-	-	-
South Carolina State	0	2	0
Florida Atlantic	0	0	0
George Washington	-	-	-
Columbia	-	-	-
NC State	0	0	0
at Syracuse	0	0	0
Notre Dame	-	-	-
at Pittsburgh	0	0	0
at Wake Forest	1	0	0
at Duke	-	-	-
Boston College	-	-	-
North Carolina	-	-	-
Florida State	0	0	0
at NC State	-	-	-
Virginia Tech	-	-	-
at Louisville	0	0	0
Georgia Tech	-	-	-
Clemson	-	-	-
at Virginia	-	-	-
Duke	-	-	-
at Virginia Tech	-	-	-
at Florida State	-	-	-
vs. Syracuse	-	-	-
vs. North Carolina	2	1	0
vs. Michigan State	0	1	0

## MILLER JR. CAREER / SEASON HIGHS

### Points

Career: 16\*, at Pittsburgh, 2/2/20

Season: N/A

ACC: 16\*, at Pittsburgh, 2/2/20

### Rebounds

Career: 13, at Duke, 1/21/20

Season: 1, vs. North Florida, 11/29/20

ACC: 13, at Duke, 1/21/20

### Assists

Career: 2\*, at Georgia Tech, 2/29/20

Season: N/A

ACC: 2, at Georgia Tech, 2/29/20

### Steals

Career: 4, at Georgia Tech, 2/29/20

Season: N/A

ACC: 4, at Georgia Tech, 2/29/20

### Blocked Shots

Career: 2\*, at Virginia Tech, 2/19/20

Season: N/A

ACC: 2\*, at Virginia Tech, 2/19/20

### Field Goals Made

Career: 6\*, at Pittsburgh, 2/2/20

Season: N/A

ACC: 6\*, at Pittsburgh, 2/2/20

### Field Goal Attempts

Career: 10, Virginia Tech, 2/19/20

Season: N/A

ACC: 10, Virginia Tech, 2/19/20

### Free Throws Made

Career: 5, at Duke, 1/21/20

Season: N/A

ACC: 5, at Duke, 1/21/20

### Free Throw Attempts

Career: 6\*, at Duke, 1/21/20

Season: N/A

ACC: 6, at Duke, 1/21/20

### 3-Point Field Goals Made

Career: N/A

Season: N/A

ACC: N/A

### 3-Point Field Goal Attempts

Career: 1, Virginia Tech, 2/19/20

Season: N/A

ACC: 1, Virginia Tech, 2/19/20

### Minutes

Career: 36, vs. Pittsburgh, 1/12/20

Season: 5, vs. North Florida, 11/29/20

ACC: 36, vs. Pittsburgh, 1/12/20

\* Recorded more than once with most recent listed

## As a Redshirt Junior (2019-20): All-ACC Academic Team

Played in 30 of 31 games, missing one due to injury, and earned 28 starts ... Averaged 7.2 points and 5.5 rebounds, second on the team, over 24.1 minutes per game, while shooting a team-high 57.5 percent from the floor ... Tied for No. 15 in ACC-only offensive rebounding (2.0) and tied for No. 20 in ACC-only total rebounding (6.0) ... Registered the fifth-best single-season ACC-only field goal percentage (56.9) in program history ... Recorded two of the four-best single-game field goal marks (5-of-6) and tied for the second-most steals (four) in a game by a Hurricane ... Scored in double figures 10 times and grabbed seven-plus boards 11 times, including 10-plus twice with a high of 13, the second-most by a Hurricane all season ... Blocked multiple shots five times and played 30-plus minutes in eight outings ... Led Miami in scoring twice and in rebounding eight times ... Grabbed nine boards against fifth-ranked Louisville (11/5) in the season opener in his first collegiate start ... Totaled 12 points, his first double-digit performance, on 5-of-6 shooting in 32 minutes against Florida Atlantic (11/8) ... Notched eight points and eight boards versus Missouri State (11/21) in the Charleston Classic ... Scored 10 points against UConn (11/24), also in the Charleston Classic ... In a return to New York, posted 11 points and nine rebounds versus Temple (12/17) at the Barclays Center ... Scored a career-high 16 points at NC State (1/15), shooting 6-of-8 from the floor and 4-of-5 at the line, while adding seven boards ... Logged his first-career double-double with 13 points and a





# RODNEY MILLER JR.

# #14

career-best 13 rebounds at eighth-ranked Duke (1/21) ... Notched 13 points on 6-of-8 shooting at North Carolina (1/25) ... Posted 11 points on 5-of-6 shooting, adding eight rebounds, against Virginia Tech (1/28) ... Recorded a fourth consecutive double-digit scoring total with a career-high-tying 16 points at Pittsburgh (2/2), finishing 6-of-9 from the floor and 4-of-4 at the stripe in 33 minutes ... Did not play at eighth-ranked Florida State (2/8) due to a left ankle injury sustained against NC State (2/5) ... Scored 11 points, made all four of his field goals and grabbed seven boards against Boston College (2/12) ... Compiled eight points and 10 rebounds against Wake Forest (2/15) ... Put up 10 points in a career-high 35 minutes in the triple-overtime win at Virginia Tech (2/19), his seventh double-digit scoring total in a 10-outing stretch during which he averaged 10.7 points per game.

**As a Junior (2018-19):** Redshirted and did not compete.

**As a Sophomore (2017-18):** Played in 15 games off bench, including seven in ACC play ... Averaged 1.1 points and 0.5 rebounds per game ... Scored four points in five minutes of action against Navy (11/12) ... Played season-high six minutes against Middle Tennessee (12/25) ... Scored two points and matched career high with three rebounds at Virginia Tech (2/3) ... Recorded three points in five minutes of action in ACC tournament against North Carolina (3/8).

**As a Freshman (2016-17):** Played 15 games ... Averaged 0.9 points, 0.6 rebounds, 0.1 blocks in 3.8 minutes per game ... Totaled 14 points, nine rebounds and one block in 57 minutes ... Hit 45.5 percent (5-of-11) from the field, and 44.4 percent (4-of-9) at the line ... Season highs: 5 points vs. Western Carolina (11/11); 3 rebounds at North Florida (11/16); 1 blocked shot vs. NC State (12/31); 11 minutes at North Florida (11/16) ... Played in six ACC games ... In ACC play, totaled one point in 10 minutes.


**High School:** Consensus four-star recruit, ranked No. 90 overall by Scout and No. 96 by 247Sports ... As a center, tabbed No. 15 by ESPN and No. 17 by Scout ... Has a 7-foot-1-inch wingspan ... In 2014 participated in the Nike Elite 100 ... Played AAU ball for the NY Lightning ... Played freshman season at St. Benedict's (N.J.) ... On Oak Hill's Honor Court, a leadership committee where student members are chosen by the administration for their citizenship and sound ethical and moral judgment.

**Personal:** Born Dec. 29, 1996 ... Parents are Rodney Sr., and Maria ... Has a sister, Sasha ... Enrolled in Miami's sport administration master's program ... Earned a bachelor's degree from Miami in 2020 after majoring in sport administration with a minor in sociology ... Started playing basketball at age 11 and first dunk was at age 12, in the Rucker League ... While attending Eaglebrook School (Mass.) in seventh and eighth grade, also competed in middle school baseball and water polo.

CAREER STATISTICS				Total			3-Point			Free Throws			Rebounds			Scoring									
Year	GP	GS	Min	Avg	FG	FGA	Pct	FG	FGA	Pct	FT	FTA	Pct	Off	Def	Tot	Avg	PF	FO	Ast	TO	Blk	Stl	Pts	Avg
2016-17	15	0	57	3.8	5	11	.455	0	0	.000	4	9	.444	4	5	9	0.6	6	0	0	1	1	0	14	0.9
2017-18	15	0	52	3.5	8	14	.571	0	0	.000	2	12	.167	3	4	7	0.5	7	0	0	3	1	0	18	1.2
2018-19	DNP																								
2019-20	30	28	723	24.1	92	160	.575	0	1	.000	32	53	.604	57	108	165	5.5	68	0	14	21	22	19	216	7.2
2020-21	1	0	5	5.0	0	0	.000	0	0	.000	0	0	.000	1	0	1	1.0	0	0	0	1	0	0	0	0.0
<b>TOTAL</b>	<b>61</b>	<b>28</b>	<b>837</b>	<b>13.7</b>	<b>105</b>	<b>185</b>	<b>.568</b>	<b>0</b>	<b>1</b>	<b>.000</b>	<b>38</b>	<b>74</b>	<b>.514</b>	<b>65</b>	<b>117</b>	<b>182</b>	<b>3.0</b>	<b>81</b>	<b>0</b>	<b>14</b>	<b>26</b>	<b>24</b>	<b>19</b>	<b>248</b>	<b>4.1</b>



#4



## ELIJAH OLANIYI

SENIOR | GUARD | 6-5 | 205

Newark, N.J. | Stony Brook | East Side

- 20-Point Games: 18 (16 in 2019-20 at SBU)
- 10-Point Games: 59 (25 in 2019-20 at SBU)
- 10-Rebound Games: Seven (five in 2019-20 at SBU)
- Five-Assist Games: Two (one in 2019-20 at SBU)
- Double-Doubles: Seven (five in 2019-20 at SBU)
- Sitting out the 2020-21 season in accordance with NCAA transfer rules
- Member of Miami's scout team who will help the Hurricanes prepare for their opponents
- Gifted athlete will be counted upon next season
- Wore No. 3 during his full career at Stony Brook

**As a Junior at Stony Brook (2019-20): First Team All-NABC District I ... First Team All-America East ... Three-time America East Player of the Week (1/13, 12/30, 12/9)**

Appeared in 28 games, missing five due to injury, and earned 26 starts ... Averaged team-highs in points (18.0), rebounds (6.5) and assists (2.1) per game ... Also ranked first in made field goals (172), made free throws (107), free-throw attempts (151) and 3-point percentage (36.1) ... Placed second in steals (1.6) and minutes (32.6) per contest ... Finished fifth in America East in scoring, sixth in steals, eighth in field-goal percentage (43.5), eighth in free-throw percentage (70.9), ninth in made 3-pointers per game (1.9) and No. 11 in rebounding ... In conference-only action, ranked second in steals (2.0), fifth in rebounding (7.1), sixth in scoring (17.5) and eighth in free-throw percentage (72.3) ... One of three players in the league with multiple 30-point games ... Fourth Stony Brook player to earn first team all-district accolades ... The 27th 1,000-point scorer in program history, finishing No. 18, and 10th in its Division I era ... Registered five double-doubles, including four in a row ... Scored in double figures 25 times, notching 16-plus in 20 games and 20-plus in 15 outings, including five in a row ... Totaled at least 25 points four times and at least 30 twice, the latter mark tying a program single-season record ... Grabbed five-plus rebounds 21 times with eight-plus nine times and double figures five times, including logging 11 in four consecutive games ... Recorded at least three assists in 10 outings, at least three steals in five contests and over 30 minutes in 23 affairs, with 35-plus 13 times ... Opened the season with a 19-point showing in 38 minutes against Yale (11/5) ... Tallied 14 points and six boards at No. 12/13 Seton Hall (11/9) ... Scored 21 points in just 20 minutes versus Farmingdale State (11/11) ... Notched 19 points and six boards at Texas A&M-Corpus Christi (11/15) ... Posted 20 points on 6-of-9 shooting to go along with six rebounds and three assists versus UTRGV (11/16) ... Logged 20 points and eight boards against North Dakota State (11/17), finishing 5-of-5 at the line ... Scored 18 points and went 6-of-7 from the line at Wagner (11/23) ... Amassed 20 points and nine rebounds at Delaware (11/27) ... Scored 16 points versus Manhattan (12/2) ... In his 10th straight game with at least 14 points, dropped a then-career-high 30 against Brown (12/7), finishing 11-of-15 from the floor, tying a career-best in makes, and 6-of-8 from deep, while adding seven boards ... At Providence (12/14), recorded 25 points, nine rebounds, three assists and four steals, shooting 9-of-15 overall, 3-of-5 on 3-pointers and 4-of-4 at the stripe in 38 minutes ... Tallied 11 points and seven boards at the reigning national champion, No. 9/7 Virginia (12/18) ... Registered 21 points, including the tiebreaking layup with 1:24 left, and six boards at American (12/21) ... Compiled 20 points, seven rebounds and a career-high seven assists against Norfolk State (12/29) and went 8-of-10 on free throws in 35 minutes ... Set or tied then-career-highs in points (28), rebounds (11), made free throws (eight), free-throw attempts (14) and field-goal attempts (21) at Vermont (1/8), adding four assists in 39 minutes ... Scored 22 points on 7-of-11 shooting to go along with 11 rebounds against New Hampshire (1/11) ... Posted 22 points and 11 boards at Hartford (1/15), finishing 10-of-12 from the line to set a career high in makes ... Recorded 20 points on 9-of-14 shooting, 11 rebounds and three steals in 38 minutes against Albany (1/18), his fourth straight game with a 20-point double-double and a career-best 11 boards ... Notched 20 points, six rebounds and three assists in 35 minutes against Binghamton (1/22), capping a five-game 20-point streak ... Amassed 21 points and five boards versus UMBC (2/1), hitting all seven of his free throws in 35 minutes ... Scored a career-high 33 points against UMass Lowell (2/5), shooting 11-of-20 from the field, 3-of-4 on 3-pointers and 8-of-10 at the line, while adding 10 boards to notch a double-double ... Played just 12 minutes at New Hampshire (2/8) and then missed the next five games due to an ankle injury ... Posted 11 points, five rebounds, three assists and three steals versus Albany (3/7) in the conference quarterfinals ... Totaled 19 points and nine boards against Hartford (3/10) in the America East semifinals to end the year.

**As a Sophomore at Stony Brook (2018-19): Third Team All-America East**

Appeared in 31 of 33 games, logging 30 starts ... Averaged 12.3 points, 5.9 rebounds and 1.7 assists in 31.1 minutes per outing ... Ranked second on the team in points, rebounds, assists, made field goals (131), made free throws (91) and free-throw attempts (129) ... Placed eighth in America East in free-throw percentage (70.5), No. 10 in rebounding, No. 11 in field-goal percentage (42.5) and No. 18 in scoring ... In league-only play, finished sixth in field-goal percentage (47.9), ninth

2019-20				
Opposition	P	R	A	
Yale	19	5	1	
at Seton Hall	14	6	1	
Farmingdale State	21	3	0	
at Texas A&M-CC	19	6	2	
vs. UTRGV	20	6	3	
vs. North Dakota State	20	8	2	
at Wagner	18	3	4	
at Delaware	20	9	0	
Manhattan	16	3	1	
Brown	30	7	1	
at Hofstra	8	4	3	
at Providence	25	9	3	
at Virginia	11	7	2	
at American	21	6	1	
Norfolk State	20	7	7	
at Maine	11	4	4	
at Vermont	28	11	4	
New Hampshire	22	11	2	
at Hartford	22	11	1	
Binghamton	20	6	3	
at UMass Lowell	13	7	3	
UMBC	21	5	1	
UMass Lowell	33	10	1	
at New Hampshire	0	1	1	
at Binghamton	-	-	-	
Vermont	-	-	-	
Maine	-	-	-	
Hartford	-	-	-	
at Albany	-	-	-	
at UMB	2	1	2	
Albany	11	5	3	
Hartford	19	9	0	

2018-19				
Opposition	P	R	A	
at George Washington	18	10	3	
at South Carolina	16	9	1	
vs. Holy Cross	19	0	0	
vs. Norfolk State	14	8	3	
Molloy	9	8	4	
at Rhode Island	-	-	-	
at Norfolk State	-	-	-	
Quinnipiac	13	4	2	
at Manhattan	3	6	2	
at Brown	2	1	1	
LIU Brooklyn	14	5	3	
Delaware	12	5	3	
Hofstra	8	4	5	
at Quinnipiac	9	3	0	
at Northern Iowa	12	5	2	
at UMass Lowell	11	6	1	
Binghamton	12	6	1	
New Hampshire	15	6	0	
at Maine	14	3	1	
at Albany	5	4	1	
Vermont	6	6	1	
at UMB	4	4	0	
Hartford	28	7	2	
at Binghamton	17	6	2	
UMass Lowell	15	8	2	
at New Hampshire	4	7	1	
Albany	9	8	3	
Maine	16	8	1	
UMBC	15	6	3	
at Vermont	11	9	0	
at Hartford	11	7	0	
Binghamton	27	9	2	
at USF	13	5	1	

2017-18				
Opposition	P	R	A	
vs. Maryland	3	2	1	
at UConn	7	1	0	
at Ball State	2	3	1	
at Michigan State	16	4	0	
Brown	11	4	0	
Bucknell	14	3	2	
Shawnee State	16	4	2	
St. Francis (PA)	13	1	1	
at LIU	0	2	0	
at Columbia	8	9	1	
Hofstra	16	6	1	
at Providence	2	5	0	
at Rutgers	9	5	0	
Norfolk State	0	5	0	
Maine	3	2	0	
at Hartford	2	3	1	
at Albany	2	3	0	
at Vermont	6	4	0	
Binghamton	4	4	0	
at New Hampshire	2	1	0	
at UMass Lowell	16	5	1	
Albany	2	2	0	
UMBC	2	2	2	
Hartford	10	10	3	
UMass Lowell	9	6	1	
at Maine	11	6	0	
at Binghamton	5	3	0	
New Hampshire	9	4	1	
at UMB	13	4	0	
Vermont	11	2	0	
at Albany	12	4	2	
at Vermont	13	4	1	

**OLANIYI CAREER / SEASON HIGHS**  
(Recorded at Stony Brook University)

**Points**  
Career: 33, vs. UMass Lowell, 2/5/20

Season: N/A

ACC: N/A

**Rebounds**

Career: 11\*, vs. Albany, 1/18/20

Season: N/A

ACC: N/A

**Assists**

Career: 7, vs. Norfolk State, 12/29/19

Season: N/A

ACC: N/A

**Steals**

Career: 5, at UMass Lowell, 1/29/20

Season: N/A

ACC: N/A

**Blocked Shots**

Career: 2\*, at Manhattan, 12/5/18

Season: N/A

ACC: N/A

**Field Goals Made**

Career: 11, vs. UMass Lowell, 2/5/20

Season: N/A

ACC: N/A

**Field Goal Attempts**

Career: 21, at Vermont, 1/8/20

Season: N/A

ACC: N/A

**Free Throws Made**

Career: 10, at Hartford, 1/5/20

Season: N/A

ACC: N/A

**Free Throw Attempts**

Career: 14, at Vermont, 1/8/20

Season: N/A

ACC: N/A

**3-Point Field Goals Made**

Career: 6, vs. Brown, 12/7/19

Season: N/A

ACC: N/A

**3-Point Field Goal Attempts**

Career: 9, at Vermont, 1/8/20

Season: N/A

ACC: N/A

**Minutes**

Career: 41, at Albany, 1/23/19

Season: N/A

ACC: N/A

\* Recorded more than once with most recent listed



# ELIJAH OLANIYI

# #4

in rebounding (6.3) and No. 16 in scoring (12.1) ... Scored double-digit points 21 times, notching at least 15 in 10 appearances and surpassing 25 twice ... Grabbed five-plus boards in 23 outings, including each of his last 11, with at least eight on nine occasions ... Posted three-plus assists nine times and reached 30 minutes in 20 appearances, with 35-plus in eight ... Recorded his lone double-double of the year in the season opener, finishing with 18 points, including 15 after halftime, and 10 boards in an overtime win at George Washington (11/6), adding three assists in 40 minutes, one shy of a career high ... Logged 16 points and nine rebounds in a win at South Carolina (11/9), finishing 8-of-10 at the line ... In the Hall of Fame Tip-Off, scored 19 points against Holy Cross (11/16), then totaled 14 points and eight rebounds versus Norfolk State (11/17), posting a 6-of-7 clip at the line ... Scored 13 points against Quinnipiac (12/1) ... Registered 14 points, five boards and three assists versus LIU (12/12) ... Notched 12 points, five rebounds and three assists against Delaware (12/16) ... Dished out a season-best five assists against Hofstra (12/19) ... Put up 12 points and five rebounds in a victory at Northern Iowa (12/29) ... Posted 11 points and six boards at UMass Lowell (1/5) ... Recorded 12 points and six rebounds against Binghamton (1/9) ... Amassed 15 points and six boards versus New Hampshire (1/12) ... Scored 14 points at Maine (1/19) ... Dropped a season-high 28 points, including 20 before halftime, against Hartford (2/2), finishing 11-of-16 from the floor, good for a career-high in makes, and 4-of-9 from deep, while adding seven boards and four assists in 35 minutes ... Compiled 17 points and six rebounds at Binghamton (2/6) ... Posted 15 points and eight boards against UMass Lowell (2/9), shooting 6-of-7 from the floor in 37 minutes ... Totaled 16 points and eight rebounds against Maine (2/23), shooting 5-of-6 from the field and hitting both his 3-pointers ... Notched 15 points, six rebounds and three assists against UMBC (2/27), finishing 6-of-7 at the stripe in 38 minutes ... Logged 11 points and nine boards at Vermont (3/2) ... Recorded 11 points and seven rebounds at Hartford (3/5) to end the regular season ... Amassed 27 points and nine rebounds in 36 minutes against Binghamton (3/9) in the America East quarterfinals, tying a season high in made free throws (eight) and setting a top mark in attempts (12) ... Posted 13 points and five rebounds at USF (3/20) in the opening round of the CBI to conclude the season.

**As a Freshman at Stony Brook (2017-18): America East Rookie of the Year ... America East All-Rookie Team ... Four-time America East Rookie of the Week (2/26, 2/12, 12/4, 11/27)**


One of five Seawolves to play in all 32 games ... Started eight of the final nine outings ... Averaged 7.8 points, 3.8 rebounds and 1.0 steal in 22.3 minutes per game, while shooting 45.7 percent from the floor ... Placed second on the team in field-goal percentage and field goals made (96), as well as third in steals ... Ranked fourth in both scoring, rebounding and minutes ... Compiled double-digit points in 13 appearances, eclipsing 15 in three of them, as well as five-plus rebounds in nine outings and three steals on four occasions, while playing 30-plus minutes seven times ... Posted one double-double ... Amassed 13 double-digit point totals, eclipsing 15 three times, and nine five-rebound outings ... Recorded three steals in three outings and played 30-plus minutes on seven occasions ... Logged three points and three steals against Maryland (11/10) in his collegiate debut ... Registered seven points at UConn (11/14) in his first road outing ... Scored a season-high 16 points on 6-of-10 shooting, including a 3-of-4 clip from deep, at second-ranked Michigan State (11/19) in the fourth game of his career ... Posted 11 points versus Brown (11/22) ... Tallied 14 points on 6-of-7 shooting against Bucknell (11/26) ... Recorded a season-high-tying 16 points on 6-of-9 shooting versus Shawnee State (11/29), adding three steals ... Notched 13 points against St. Francis (PA) (12/2), his fifth straight double-digit outing ... Registered eight points and nine rebounds at Columbia (12/7) ... Finished with 16 points and six rebounds against Hofstra (12/12), shooting 5-of-8 from the field, 2-of-4 on 3-pointers and 4-of-4 at the line in 30 minutes ... Logged a co-season-best 16 points on 7-of-11 shooting at UMass Lowell (1/24), adding five boards in 36 minutes ... In his first collegiate start, set season highs in rebounds (10), assists (three) and minutes (39) against Hartford (2/3), as well as tied a season-best with three steals and scored 10 points to tally his first double-double ... Posted 11 points, six rebounds, three steals, a season-high two blocks and a 3-of-5 clip from deep in 33 minutes at Maine (2/11) ... Scored 13 points on 5-of-7 shooting in 31 minutes at UMBC (2/21) ... Recorded 11 points against Vermont (2/24) in the regular season finale ... Scored 12 points in 32 minutes at Albany (3/3) in the conference quarterfinals ... Totaled 13 points at Vermont (3/6) in the league semifinals to cap the season.

**High School:** Graduated from East Side in Newark, N.J. ... Labeled the No. 11 recruit in New Jersey by ESPN ... Averaged 10.7 points and 6.8 rebounds per game in his four-year high school career, totaling 928 and 588, respectively ... As a senior, tallied nearly 15.0 points per game ... Aided his team to a state title as a sophomore (2015) and to county championships as both a senior (2017) and freshman (2014) ... Attended Great Oaks Charter School for the first semester of his freshman year ... Played AAU ball for the NJ Roadrunners, who produced players such as Kyrie Irving, Al Harrington and Randy Foye, the latter of whom also went to East Side.

**Personal:** Full name is Elijah Olaniyi ... Last name is pronounced Oh-LAH-Nee-Yee ... Born Jan. 11, 1999 in Brooklyn, N.Y. ... Goes by "E" ... Parents are Festus and Ruth Olaniyi ... Father, who works in construction, immigrated to the U.S. from Nigeria over 30 years ago and mother followed several years after ... Fourth of seven children and the first one born in the U.S. ... Has two older brothers, Noah and Samson, and one older sister, Esther ... Has two younger brothers, Gabriel and David, and one younger sister, Hannah ... Family moved from Brooklyn to New Jersey when he was three or four years old ... Majoring in sociology with a minor in Africana studies ... Favorite athlete is Kobe Bryant because of his approach to both life and basketball ... Best sports memory is getting his first scholarship offer ... Committed to Miami over Arkansas, DePaul, Minnesota, Nevada, Western Kentucky and Xavier ... Chose Miami because of its combination of high-level academics and basketball.

CAREER STATISTICS				Total			3-Point			Free Throws			Rebounds				Scoring								
Year	GP	GS	Min	Avg	FG	FGA	Pct	FG	FGA	Pct	FT	FTA	Pct	Off	Def	Tot	Avg	PF	FO	Ast	TO	Blk	Stl	Pts	Avg
2016-17*	33	0	577	17.5	65	182	.357	51	146	.349	16	20	.800	5	39	44	1.3	31	0	15	13	1	11	197	6.0
2017-18*	32	20	731	22.8	104	231	.450	67	163	.411	14	16	.875	15	65	80	2.5	49	0	14	16	2	13	289	9.0
2018-19*	32	25	1024	32.0	125	312	.401	81	221	.367	45	49	.918	33	111	144	4.5	50	0	37	27	1	22	376	11.8
2019-20	31	31	1049	33.8	138	338	.408	73	212	.344	60	68	.882	10	120	130	4.2	41	0	32	27	2	18	409	13.2
2020-21	-	-	-	-	-	-	-	-	-	-	-	-	-	-	-	-	-	-	-	-	-	-	-	-	-
TOTAL	128	76	3381	26.4	432	1063	.406	272	742	.367	135	153	.882	63	335	398	3.1	171	0	98	83	6	64	1271	9.9
* - at Stony Brook University																									





# EARL TIMBERLAKE

FRESHMAN | FORWARD | 6-6 | 215

# #13

Washington, D.C. | DeMatha Catholic (Md.)

- Plays hard every possession and among the toughest competitors Jim Larrañaga has coached in 10 years at Miami
- Multi-dimensional player with a similar size and skill profile of recent Miami standouts such as Bruce Brown Jr., Davon Reed, Durand Scott and Lonnie Walker IV
- Out for the first 3-5 weeks of the season due to a right ankle injury sustained in practice
- Uniform number (13) is one of only two in program history, along with No. 33, to produce four 1,000-point scorers: Guillermo Diaz, Dick Hickox, Rick Jones and Gene Stage
- Uniform number (13) is one of only two in program history, along with No. 33, to produce three UM Sports Hall of Fame members: Hickox, Stage and Abe Friedman

2020-21				
Opposition	P	R	A	
North Florida	-	-	-	
Stetson	-	-	-	
Purdue	-	-	-	
FGCU	-	-	-	
Pittsburgh	-	-	-	
Jacksonville	-	-	-	
at Virginia Tech	-	-	-	
Clemson	-	-	-	
North Carolina	-	-	-	
at NC State	-	-	-	
at Boston College	-	-	-	
Louisville	-	-	-	
at Syracuse	-	-	-	
Notre Dame	-	-	-	
at Florida State	-	-	-	
at Wake Forest	-	-	-	
Duke	-	-	-	
Virginia Tech	-	-	-	
at North Carolina	-	-	-	
at Notre Dame	-	-	-	
Georgia Tech	-	-	-	
Florida State	-	-	-	
at Clemson	-	-	-	
at Virginia	-	-	-	
Boston College	-	-	-	

## TIMBERLAKE CAREER / SEASON HIGHS

### Points

Career: N/A

Season: N/A

ACC: N/A

### Rebounds

Career: N/A

Season: N/A

ACC: N/A

### Assists

Career: N/A

Season: N/A

ACC: N/A

### Steals

Career: N/A

Season: N/A

ACC: N/A

### Blocked Shots

Career: N/A

Season: N/A

ACC: N/A

### Field Goals Made

Career: N/A

Season: N/A

ACC: N/A

### Field Goal Attempts

Career: N/A

Season: N/A

ACC: N/A

### Free Throws Made

Career: N/A

Season: N/A

ACC: N/A

### Free Throw Attempts

Career: N/A

Season: N/A

ACC: N/A

### 3-Point Field Goals Made

Career: N/A

Season: N/A

ACC: N/A

### 3-Point Field Goal Attempts

Career: N/A

Season: N/A

ACC: N/A

### Minutes

Career: N/A

Season: N/A

ACC: N/A

\* Recorded more than once with most recent listed

**High School:** Graduated from DeMatha Catholic (Md.) ... Consensus four-star, top-40 recruit ... Labeled as the best player in Maryland by all three major outlets ... Named the No. 32 player in the nation—one spot outside five-star status—and seventh-best small forward by Rivals ... Tabbed No. 36 overall and seventh among shooting guards by 247Sports, as well as No. 35 in the 247Sports Composite ranking and No. 37 nationally by ESPN ... Averaged 16.5 points, 10.0 rebounds and 4.0 assists per game as a senior, helping DeMatha to a 30-3 record ... Tallied 19 points and eight rebounds in the WCAC league title game to help the Stags to their 41st such crown ... McDonald's All-American Game nominee ... Earned both First Team All-WCAC and *The Washington Post* First Team All-Met honors, as well as MaxPreps All-America Honorable Mention and Jersey Mike's Naismith All-America Honorable Mention ... *WaPo* Second Team All-Met as a junior ... Averaged 13.2 points and 8.9 rebounds as a sophomore, garnering *WaPo* Fourth Team All-Met and MaxPreps Sophomore All-America Team Honorable Mention distinctions ... Attended Rock Christian Academy (Md.) as a freshman ... Voted a member of the WCAC All-Decade Team ... Honor roll student ... On the Nike EYBL circuit, averaged 18.3 points on 46.4 percent shooting across 18 outings for Team Durant in 2019, adding 9.6 rebounds and 2.4 assists per game ... Tallied double-digit points in 17 of 18 appearances, notched 20-plus on eight occasions and recorded nine double-doubles ... Former DeMatha basketball standouts include Adrian Dantley, Danny Ferry, Markelle Fultz, Victor Oladipo and several other NBA players.

**Personal:** Full name is Earl Anthony Timberlake Jr. ... Nickname is "Easy" ... Born Nov. 4, 2000 ... Parents are Earl Timberlake Sr., and Taundaleah Stewart ... Has two younger sisters, Christiana and Brooklyn ... Majoring in sport administration ... Favorite athletes are Jimmy Butler and James Harden ... Best sports memory is hitting the go-ahead shot to help DeMatha win the WCAC title both as a sophomore and a senior ... Pregame superstitions include writing the names on his shoes of family and friends who have passed away and calling his grandmother, Juanita Walker, who prays for him ... Committed to Miami over Alabama, North Carolina, Pittsburgh, Providence, Seton Hall, South Carolina ... Chose Miami because it was the best fit for him and, on his visit, he loved both the coaching staff and the beautiful campus.

CAREER STATISTICS				Total			3-Point			Free Throws			Rebounds				Scoring								
Year	GP	GS	Min	Avg	FG	FGA	Pct	FG	FGA	Pct	FT	FTA	Pct	Off	Def	Tot	Avg	PF	FO	Ast	TO	Blk	Stl	Pts	Avg
2020-21	-																								
TOTAL	-																								



# SAM WAARDENBURG

REDSHIRT SENIOR | FORWARD | 6-10 | 225

# #21

Auckland, New Zealand | Rangitoto College

- 10-Point Games: 12 (five in 2019-20)
- 10-Rebound Games: Five (all in 2019-20)
- Double-Doubles: One (in 2019-20)
- Will miss the entire 2020-21 season due to a left foot injury sustained in practice in late October
- Miami's most experienced frontcourt player, as well as its best returning frontcourt defender and rebounder
- Quality 3-point shooter who can also drive to the rim and finish strong
- One of two players from New Zealand in a high-major league (ACC, Big 12, BIG EAST, Big Ten, Pac-12 and SEC), along with TCU walk-on Harrison Young (Auckland)

**As a Redshirt Junior (2019-20):** Played in 30 of 31 games, missing one due to injury, and earned 24 starts, including in each of the first 23 contests ... Averaged 5.9 points, a team-high 6.0 rebounds and a team-best 1.1 blocks in 28.3 minutes per game ... Placed No. 12 in the ACC in blocked shots per game and No. 11 in league-only play, also with 1.1 per contest ... Tied for No. 10 on Miami's ACC-only single-season blocks list (20) ... Moved into the top 10 on the Hurricanes' ACC-only career blocks list (33) ... Scored in double figures five times, registered multiple blocked shots in nine appearances and played at least 30 minutes 10 times, including 40-plus thrice ... Grabbed seven-plus rebounds 11 times, including reaching double figures in five appearances to lead the team ... Paced Miami in rebounding in a team-best 13 outings, including doing so 10 times in the first 17 games ... Put up nine points and a career-high 11 rebounds versus Florida Atlantic (11/8) ... Notched 12 points on 4-of-7 shooting to go along with eight rebounds in 34 minutes in the win at Illinois (12/2) ... Tallied 11 points and nine boards against Alabama A&M (12/14) ... Set a career high with three blocked shots in 35 minutes in the victory over Temple (12/17) at the Barclays Center ... Registered his first double-double with a 15-point, 11-rebound performance, both career highs, against Coppin State (12/21), finishing 6-of-8 from the floor and 3-of-5 from deep to set a new top mark in made field goals and tie his best total in made 3-pointers ... Scored 11 points versus second-ranked Duke (1/4) ... Grabbed 10 boards at No. 13/11 Louisville (1/7) ... Posted 10 rebounds and three assists, playing all 40 minutes, against Pittsburgh (1/12) ... Tied his career high with 11 boards in a career-best 41 minutes against ninth-ranked Florida State (1/18) ... Tied his career high with 15 points at eighth-ranked Florida State (2/8), finishing 4-of-4 from the floor and 6-of-6 at the line ... Missed the game against Boston College (2/12) due to an injury sustained from getting elbowed in the face in practice the day prior ... Tallied nine rebounds, a season-high-tying three assists and career-high-tying three blocks in an overtime win versus Syracuse (3/7) in the regular season finale ... Grabbed eight boards and tied his career high with three steals against Clemson (3/11) in the ACC Tournament to cap the season.

**As a Redshirt Sophomore (2018-19):** Played in all 32 games, with 11 starts ... Scored 10 points on perfect shooting (3-3 FG, 2-2 3FG, 2-2 FT) at Boston College (2/17) ... Scored 10 points in 36 minutes at Virginia (2/2) ... Recorded nine points in 30 minutes against Virginia Tech (1/30) ... Scored 13 points on 4-for-4 shooting against Florida State (1/27) ... Grabbed career-high nine rebounds and added six points and three assists in 26 minutes against Wake Forest (1/12) ... Recorded eight rebounds at Louisville (1/6) ... Scored career-high 14 points in 37 minutes at Penn (12/4) ... Averaged 7.0 ppg and 4.3 rpg in three games at Wooden Legacy ... Made first-career start and scored 11 points with career-high five rebounds in career-high 28 minutes in season opener against Lehigh (11/9).

**As a Redshirt Freshman (2017-18):** Played in 21 games off bench, including each of last 15 contests ... Averaged 3.3 points and 2.8 rebounds per game ... Shot 43.8 percent (14-32) from 3-point range ... Averaged 16.7 minutes per game in conference play ... Did not play in first three games of season (back) ... Made solid Miami debut with seven points and two rebounds in 12 minutes of action vs. La Salle (11/22) ... Scored nine points and added six rebounds against North Florida (11/25) ... Saw first action in ACC play in final minute of first half at NC State (1/21) ... Played 13 minutes off bench against Louisville and recorded career-high seven rebounds (1/24) ... Hit three straight 3-pointers in second half and scored career-high 12 points in win over Wake Forest (2/7) ... Nailed pair of 3-pointers and racked up three steals at Boston College (2/10) ... Played season-high 23 minutes and pulled down six rebounds in comeback win over Boston College (2/24).

**As a Freshman (2016-17):** Enrolled at Miami at the semester break ... Did not compete and redshirted.

**High School:** Won tournament MVP honors when he helped Rangitoto College win the SAS Secondary Schools National Championship. In the final game, he had 18 points, eight rebounds and four blocks ... Internationally, has represented New Zealand in the FIBA 3x3 U18 World Championship in Kazakhstan ... On the U17 team that won silver at the age-groups FIBA Oceania Championships ... Member of the U16 team that won bronze at the Australian State Championships ... Played in adidas Nations Tournament in Los Angeles, averaging 13.4 points and 6.4 rebounds in five outings, finishing 7-of-11 from long range in the event and to be named one of the top 10 players of the camp ... Participated in the NBA Top 100 Camp in Charlottesville, Va. ... Named the most outstanding player at both the Nike All Asia Camp in Beijing and the Basketball Without Borders Camp in Australia ... Spent time with the Supercity Rangers and the Breakers Academy, which led him to a role as a development player for the SKYCITY Breakers ... Played games in the United States with Harbour Basketball.

**Personal:** Through the first four years of his career, was one of three Hurricanes from the Australasia region of the South Pacific, along with Dejan Vasiljevic and Deng Gak, both of Australia ... Enrolled in Miami's sport administration master's program ... Earned a bachelor's degree from Miami in 2020 after majoring in geography with a minor in sociology ... Committed to Miami over offers from Virginia, SMU and Utah.

2019-20				
Opposition	P	R	A	
Louisville	2	4	1	
Florida Atlantic	9	11	2	
at UCF	2	2	1	
Quinnipiac	4	5	1	
vs. Missouri State	0	5	1	
vs. Florida	5	5	1	
vs. UConn	6	5	0	
at Illinois	12	8	1	
Alabama A&M	11	9	1	
vs. Temple	8	5	1	
Coppin State	15	11	1	
at Clemson	7	6	2	
Duke	11	6	0	
at Louisville	5	10	2	
Pittsburgh	7	10	3	
at NC State	1	3	0	
Florida State	7	11	1	
at Duke	0	5	2	
at North Carolina	2	2	2	
Virginia Tech	9	6	0	
at Pittsburgh	5	5	2	
NC State	5	7	0	
at Florida State	15	3	1	
Boston College	-	-	-	
Wake Forest	9	7	0	
at Virginia Tech	3	1	0	
at Notre Dame	3	4	0	
at Georgia Tech	5	3	0	
Virginia	2	5	1	
Syracuse	6	9	3	
vs. Clemson	0	8	0	

2018-19				
Opposition	P	R	A	
Lehigh	11	5	2	
Stephen F. Austin	2	4	5	
Bethune-Cookman	8	4	1	
vs. La Salle	10	4	2	
vs. Fresno State	6	4	0	
vs. Seton Hall	5	5	0	
Rutgers	2	3	0	
vs. Yale	0	0	0	
at Penn	14	3	0	
Houston Baptist	6	3	1	
Florida Atlantic	4	2	1	
Campbell	2	4	1	
NC State	0	0	0	
at Louisville	2	8	1	
at Florida State	4	0	0	
Wake Forest	6	9	3	
North Carolina	5	3	3	
at Syracuse	0	3	1	
Florida State	13	2	1	
Virginia Tech	9	6	3	
at Virginia	10	3	0	
Notre Dame	2	5	0	
at North Carolina	8	3	1	
Clemson	6	2	0	
at Boston College	10	5	2	
Georgia Tech	7	2	1	
at Wake Forest	4	1	3	
Duke	6	3	2	
Pittsburgh	0	1	2	
at Virginia Tech	0	5	0	
vs. Wake Forest	6	5	1	
vs. Virginia Tech	2	6	1	

2017-18				
Opposition	P	R	A	
Gardner-Webb	-	-	-	
Navy	-	-	-	
Florida A&M	-	-	-	
vs. La Salle	7	2	0	
North Florida	9	6	1	
at Minnesota	0	1	0	
vs. Princeton	0	4	0	
Boston University	0	2	0	
at George Washington	-	-	-	
at Hawai'i	-	-	-	
vs. New Mexico State	0	0	0	
vs. Middle Tennessee	-	-	-	
at Pittsburgh	-	-	-	
at Georgia Tech	-	-	-	
Florida State	-	-	-	
at Clemson	-	-	-	
Duke	-	-	-	
at NC State	0	0	0	
Louisville	0	7	1	
at Florida State	5	1	0	
Pittsburgh	4	4	1	
at Virginia Tech	3	5	0	
Wake Forest	12	3	1	
at Boston College	6	0	0	
Virginia	6	0	0	
Syracuse	2	4	0	
at Notre Dame	6	2	0	
Boston College	4	6	1	
at North Carolina	3	2	4	
Virginia Tech	0	5	1	
vs. North Carolina	2	3	3	
vs. Loyola Chicago	0	2	4	

## WAARDENBURG CAREER / SEASON HIGHS

### Points

Career: 15\*, at Florida State, 2/8/20

Season: N/A

ACC: 15, at Florida State, 2/8/20

### Rebounds

Career: 11\*, vs. Florida State, 1/18/20

Season: N/A

ACC: 11, vs. Florida State, 1/18/20

### Assists

Career: 5, vs. Stephen F. Austin, 11/13/18

Season: N/A

ACC: 4, at North Carolina, 2/27/18

### Steals

Career: 3\*, vs. Clemson, 3/11/20

Season: N/A

ACC: 3, at Boston College, 2/10/18

### Blocked Shots

Career: 3\*, vs. Syracuse, 3/7/20

Season: N/A

ACC: 3, vs. Syracuse, 3/7/20

### Field Goals Made

Career: 6, vs. Coppin State, 12/21/19

Season: N/A

ACC: 4\*, at Florida State, 2/8/20

### Field Goal Attempts

Career: 10~, vs. La Salle, 11/22/18

Season: N/A

ACC: 9\*, vs. Florida State, 1/18/20

### Free Throws Made

Career: 6, at Florida State, 2/8/20

Season: N/A

ACC: 6, at Florida State, 2/8/20

### Free Throw Attempts

Career: 9, vs. Alabama A&M, 12/14/19

Season: N/A

ACC: 6\*, at Florida State, 2/8/20

### 3-Point Field Goals Made

Career: 3\*, vs. Coppin State, 12/21/19

Season: N/A

ACC: 3, vs. Wake Forest, 2/7/18

### 3-Point Field Goal Attempts

Career: 5\*, at Clemson, 12/31/19

Season: N/A

ACC: 5, at Clemson, 12/31/19

### Minutes

Career: 41, vs. Florida State, 1/18/20

Season: N/A

ACC: 41, vs. Florida State, 1/18/20

\* Recorded more than once with most recent listed

^ ACC Tournament

~ Regular season game at neutral site

CAREER STATISTICS					Total			3-Point			Free Throws			Rebounds				Scoring								
Year	GP	GS	Min	Avg	FG	FGA	Pct	FG	FGA	Pct	FT	FTA	Pct	Off	Def	Tot	Avg	PF	FO	Ast	TO	Blk	Stl	Pts	Avg	
2016-17	DNP																									
2017-18	21	0	310	14.8	24	58	.414	14	32	.438	7	8	.875	26	33	59	2.8	31	0	17	14	9	10	69	3.3	
2018-19	32	11	798	24.9	56	134	.418	19	54	.352	39	52	.750	35	78	113	3.5	71	0	38	37	11	16	170	5.3	
2019-20	30	24	848	28.3	61	148	.412	13	52	.250	41	60	.683	49	132	181	6.0	53	1	31	34	33	23	176	5.9	
2020-21	-																									
TOTAL	83	35	1956	23.6	141	340	.415	46	138	.333	87	120	.725	110	243	353	4.3	155	1	86	85	53	49	415	5.0	



# ANTHONY WALKER

SOPHOMORE | FORWARD | 6-9 | 210

# #1

Baltimore, Md. | Brewster Academy (N.H.)

- 10-Point Games: One (none in 2020-21)
- Shown signs of tremendous long-term potential and improved dramatically from his freshman season
- Counted upon to help fill the absence left by Keith Stone (graduation) and Sam Waardenburg (injury)
- Missed four weeks of preseason practice due to a right knee injury
- Wore No. 11 as a freshman in 2019-20
- After playing 11 total minutes and logging three "DNPs" in the prior five games, saw 13 minutes of action in the game against ninth-ranked Florida State (1/18/20) and followed that with a then-career-high 24 at eighth-ranked Duke (1/21/20) in the Hurricanes' next outing
- Set career highs in points (14), field goals made (four) and attempted (eight), free throws made (five) and attempted (five), 3-point attempts (four) and minutes (25) at North Carolina (1/25/20), plus tied his high in made 3-pointers (one)

2020-21				
Opposition	P	R	A	
North Florida	8	3	2	
Stetson	-	-	-	
Purdue	-	-	-	
FGCU	-	-	-	
Pittsburgh	-	-	-	
Jacksonville	-	-	-	
at Virginia Tech	-	-	-	
Clemson	-	-	-	
North Carolina	-	-	-	
at NC State	-	-	-	
at Boston College	-	-	-	
Louisville	-	-	-	
at Syracuse	-	-	-	
Notre Dame	-	-	-	
at Florida State	-	-	-	
at Wake Forest	-	-	-	
Duke	-	-	-	
Virginia Tech	-	-	-	
at North Carolina	-	-	-	
at Notre Dame	-	-	-	
Georgia Tech	-	-	-	
Florida State	-	-	-	
at Clemson	-	-	-	
at Virginia	-	-	-	
Boston College	-	-	-	

2019-20				
Opposition	P	R	A	
Louisville	9	5	0	
Florida Atlantic	4	2	1	
at UCF	6	2	1	
Quinnipiac	4	3	1	
vs. Missouri State	0	1	0	
vs. Florida	4	1	0	
vs. UConn	2	2	0	
at Illinois	0	0	0	
Alabama A&M	0	0	0	
vs. Temple	-	-	-	
Coppin State	3	2	0	
at Clemson	-	-	-	
Duke	0	0	0	
at Louisville	0	0	0	
Pittsburgh	-	-	-	
at NC State	-	-	-	
Florida State	2	3	0	
at Duke	4	4	0	
at North Carolina	14	3	0	
Virginia Tech	7	4	0	
at Pittsburgh	0	2	0	
NC State	6	7	0	
at Florida State	0	5	2	
Boston College	9	3	0	
Wake Forest	2	1	0	
at Virginia Tech	0	1	0	
at Notre Dame	4	1	0	
at Georgia Tech	-	-	-	
Virginia	-	-	-	
Syracuse	2	1	0	
vs. Clemson	0	0	0	

## WALKER CAREER / SEASON HIGHS

### Points

Career: 14, at North Carolina, 1/25/20  
 Season: 8, vs. North Florida, 11/29/20  
 ACC: 14, at North Carolina, 1/25/20

### Rebounds

Career: 7, vs. NC State, 2/5/20  
 Season: 4, vs. North Florida, 11/29/20  
 ACC: 7, vs. NC State, 2/5/20

### Assists

Career: 2\*, vs. North Florida, 11/29/20  
 Season: 2, vs. North Florida, 11/29/20  
 ACC: 2, at Florida State, 2/8/20

### Steals

Career: 2, at UCF, 11/12/19  
 Season: 1, vs. North Florida, 11/29/20  
 ACC: 1\*, vs. Boston College, 2/12/20

### Blocked Shots

Career: 3-, vs. UConn, 11/24/19  
 Season: N/A  
 ACC: 2, vs. Virginia Tech, 1/28/20

### Field Goals Made

Career: 4\*, vs. Boston College, 2/12/20  
 Season: 3, vs. North Florida, 11/29/20  
 ACC: 4\*, vs. Boston College, 2/12/20

### Field Goal Attempts

Career: 8, at North Carolina, 1/25/20  
 Season: 4, vs. North Florida, 11/29/20  
 ACC: 8, at North Carolina, 1/25/20

### Free Throws Made

Career: 5, at North Carolina, 1/25/20  
 Season: 2, vs. North Florida, 11/29/20  
 ACC: 5, at North Carolina, 1/25/20

### Free Throw Attempts

Career: 5, at North Carolina, 1/25/20  
 Season: 2, vs. North Florida, 11/29/20  
 ACC: 5, at North Carolina, 1/25/20

### 3-Point Field Goals Made

Career: 1\*, at North Carolina, 1/25/20  
 Season: N/A  
 ACC: 1\*, at North Carolina, 1/25/20

### 3-Point Field Goal Attempts

Career: 4, at North Carolina, 1/25/20  
 Season: 1, vs. North Florida, 11/29/20  
 ACC: 4, at North Carolina, 1/25/20

### Minutes

Career: 25, at North Carolina, 1/25/20  
 Season: 20, vs. North Florida, 11/29/20  
 ACC: 25, at North Carolina, 1/25/20

\* Recorded more than once with most recent listed  
 ~ Regular season game at neutral site

**As a Freshman (2019-20):** Played in 25 contests, averaging 3.3 points and 2.1 rebounds over 12.3 minutes per game ... Scored in double figures once, grabbed five-plus boards in three appearances, blocked multiple shots on three occasions and played 20-plus minutes five times ... Twice paced Miami in rebounding ... Opened his collegiate career by notching nine points and five rebounds against fifth-ranked Louisville (11/5), finishing 3-of-6 from the floor and hitting a 3-pointer ... Registered six points, two blocks and a season-high two steals in the road win at UCF (11/12) ... Set a season best with three blocked shots in 20 minutes of action against UConn (11/24) in the Charleston Classic ... Played 24 minutes at eighth-ranked Duke (1/21), notching four points and four boards ... Set season highs in points (14), field goals made (four) and attempted (eight), free throws made (five) and attempted (five), and minutes played (25) at North Carolina (1/25) ... Posted seven points and two blocks in the win over Virginia Tech (1/28) ... Recorded six points and a season-best seven rebounds in 21 minutes versus NC State (2/5) ... Grabbed five boards and dished out a season-high two assists in 21 minutes at eighth-ranked Florida State (2/8) ... Scored nine points on 4-of-7 shooting in the victory against Boston College (2/12).

**High School:** Graduated from Brewster Academy (N.H.) ... Listed as a four-star prospect by ESPN, as well as a three-star recruit by 247Sports and Rivals ... Tabbed as the No. 33 power forward in the country by both 247Sports and Rivals ... McDonald's All-American Game nominee ... Helped Brewster win the National Prep Championships and a region championship, as well as reach the NEPSAC AAA title game, during his lone year with the team ... Led Perry Hall (Md.) to 4A state crowns, the first two in school history, as a junior and sophomore ... Attended Hope Academy (Ga.) as a freshman and did not play basketball ... Member of multiple high schools honor rolls ... Numerous NBA players have attended Brewster, including Will Barton, Donovan Mitchell, Thomas Robinson and TJ Warren.

**Personal:** Full name is Anthony Edward Walker III ... Born Feb. 9, 2001 ... Parents are Anthony Walker Jr., and Towanda Hayes ... Has a younger brother, Darius ... Majoring in sociology ... Started playing competitive basketball as a 15-year-old sophomore ... Favorite athlete is Giannis Antetokounmpo ... Best sports memory is making a game-winning shot in the state playoffs as a junior ... Chose Miami because he felt was a great fit both basketball-wise and academically ... Committed to Miami over Kansas, Maryland, Pittsburgh, Seton Hall and VCU.

CAREER STATISTICS				Total			3-Point			Free Throws			Rebounds				Scoring								
Year	GP	GS	Min	Avg	FG	FGA	Pct	FG	FGA	Pct	FT	FTA	Pct	Off	Def	Tot	Avg	PF	FO	Ast	TO	Blk	Stl	Pts	Avg
2019-20	25	0	308	12.3	32	79	.405	3	19	.158	15	23	.652	23	30	53	2.1	31	0	5	15	17	13	82	3.3
2020-21	1	0	20	20.0	3	4	.750	0	1	.000	2	2	1.000	0	3	3	3.0	1	0	2	1	0	1	8	8.0
TOTAL	26	0	328	12.6	35	83	.422	3	20	.150	17	25	.680	23	33	56	2.2	32	0	7	16	17	14	90	3.5





# ISAIAH WONG

SOPHOMORE | GUARD | 6-3 | 180

# #2

Piscataway, N.J. | Monsignor Bonner (Pa.)

- 20-Point Games: Four (one in 2020-21)  
- 10-Rebound Games: One (none in 2020-21)

- 10-Point Games: 11 (one in 2020-21)  
- Double-Doubles: One (none in 2020-21)

- Aggressive player at both ends of the court and a high-octane scorer consistently in attack mode  
- Increased size and strength via added muscle give him the chance to up his game to another level  
- Scored in double figures in each of his first nine starts, beginning with a 19-point performance at North Carolina (1/25/20) in place of the injured Kameron McGusty, after not tallying even nine points in a game through the first 18 outings of his career

- With 23 points at eighth-ranked Florida State (2/8/20), became the eighth Miami freshman (sixth true) with a 20-point performance in the ACC era (2004-05) and the third of that group to do so on the road  
- Named ACC Freshman of the Week on 2/17/20—the seventh Hurricane to claim the award and first since Lonnie Walker IV (2/5/18)—after averaging 17.0 points on 60.0 percent shooting in wins over Boston College (2/12/20) and Wake Forest (2/15/20), adding 4.5 rebounds and 3.0 assists per game  
- His 27 points at Virginia Tech (2/19/20) are the 10th-most by a Miami freshman—ninth-most by a true freshman—since the program rebirth (1985-86) and he is the ninth freshman (eighth true) since then to log a 25-point outing, including the fifth freshman (fourth true) to do so on the road

- The lone five DI players from 2010-11 to 2019-20 to post 27-plus points, 12-plus rebounds and 14-plus made free throws in a game without a miss are Miami's Isaiah Wong (2/19/20 at Virginia Tech), Coastal Carolina's DeVante Jones (3/7/20 at UT Arlington), South Dakota State's Mike Daum (1/3/18 at North Dakota State), High Point's John Brown (2/15/14 at Radford) and USC's Nikola Vucevic (12/29/10 vs. Washington)

- The only other Miami freshman with multiple 20-point outings in conference road action is Darius Rice, who did so three times in BIG EAST play in 2000-01, while Rice (twice) and Durand Scott (2009-10) are the only others with a 25-point showing in a league road game

- Named ACC Freshman of the Week for the second time in a row on 2/24/20 after averaging 19.5 points and 7.5 rebounds in Miami's victory at Virginia Tech (2/19/20) and its setback at Notre Dame (2/23/20)

- One of three Hurricanes to win back-to-back weekly conference rookie accolades, joining Lonnie Walker (2017-18) and Tim James (1995-96 in the BIG EAST)

- One of 14 players since the start of the 2010-11 campaign—Jim Larrañaga's first at Miami—to win consecutive ACC Freshman of the Week honors, with eight of the prior 13 going top-10 in the NBA Draft and all making the NBA: Coby White (2018-19), RJ Barrett (2018-19), Miami's Lonnie Walker IV (2017-18), Marvin Bagley III (2017-18), Jayson Tatum (2016-17), Ky Bowman (2016-17), Brandon Ingram (2015-16), Dwayne Bacon (2015-16), Jahlii Okafor (2014-15), Jabari Parker (2013-14), Olivier Hanlan (2012-13), Austin Rivers (2011-12) and Quinn Cook (2011-12)

## As a Freshman (2019-20): Two-time ACC Freshman of the Week (2/17, 2/24) ... College Sports Madness ACC Player of the Week (2/17)

One of three Hurricanes to appear in all 31 games, earning starts in the final 13 ... Averaged 7.7 points, 3.0 rebounds and 1.0 assist in 21.2 minutes per contest ... Shot 82.9 percent from the free-throw line and 37.3 percent from 3-point range, both second-best on the team ... Fourth Hurricane to win multiple ACC Freshman of the Week honors and the second to do so back-to-back, joining Lonnie Walker IV (February 2018) ... Lone player to claim the accolade consecutively in 2019-20 and just the 14th in the nine seasons since Jim Larrañaga got to Miami ... Tied for seventh in ACC-only free-throw percentage with an 80.9 clip ... Tied for the most made free throws in a game (14) without a miss by an ACC player—the second-best mark at Miami since the program rebirth in 1985-96—and tied for the third-most made free throws ... Fourth of five DI players in the last 10 years to record a 27-point, 12-rebound game while hitting 14 free throws without a miss and the first high-major player to do so since USC junior Nikola Vucevic on 12/29/10 ... First DI freshman in the last decade to notch a 25-point, 10-rebound game while making 10 free throws without a miss and one of just three players nationally to do so in 2019-20, joining Washington State sophomore CJ Elleby and Coastal Carolina sophomore DeVante Jones ... First Miami freshman with a double-double since Bruce Brown Jr., on 12/22/16, first to do so in league play since Dwayne Collins on 2/21/07 and first to do so on the road since Collins on 1/16/07 ... Sixth Miami freshman (fifth true) since the program rebirth to notch back-to-back 20-point games, including the second in the ACC era and fourth in league play ... Fifth Miami freshman (fourth true) since the program rebirth with multiple 20-point road games and the second to do so in conference action, joining Darius Rice (2000-01 in the BIG EAST) ... One of 13 Miami freshmen (11 true) since the program rebirth with at least three 20-point showings, including the fourth of the ACC era, alongside Lonnie Walker (2017-18), Bruce Brown Jr. (2016-17) and Durand Scott (2009-10) ... Ninth freshman (eighth true) since the program rebirth to tally a 25-point performance, including the fifth (fourth true) to do so on the road ... Logged the second-best single-season free-throw percentage and third-most made free throws (63) by a Miami freshman in the ACC era, as well as played the second-most minutes (42) in a game by a Miami freshman in that time ... Shot 49-of-53 (92.5 percent) from the line in the last 13 games, making his final 28 attempts ... Posted the most (14) and tied for the second-most (eight) made free throws in a game by a Hurricane, as well as tied for the best single-game field goal clip (5-of-6), tallied three of the four perfect 3-point marks on multiple attempts and tied for the third-most points (27) in an outing ... Scored 10-plus points 10 times, all in the final 13 games, notching 15-plus in six outings and 20-plus thrice ... Logged five-plus assists on seven occasions, reaching double figures once, and played 30-plus minutes eight times, all in the last 13 games ... Led the Hurricanes in scoring in seven outings and in rebounding three times ... Made his collegiate debut with 17 minutes in the season opener against fifth-ranked Louisville (11/5) ... Made his first start at North Carolina (1/25) and finished with 19 points and three assists, shooting 6-of-11 from the floor and 5-of-5 at the line in 35 minutes ... Tallied 15 points in 39 minutes at Pittsburgh (2/2), finishing 5-of-6 from the floor, including his first 2-of-2 3-point clip in a four-game span ... Compiled 12 points, seven rebounds and a season-high three steals in 39 minutes against NC State (2/5) ... Put up 23 points on 8-of-12 shooting, both marks season highs, at eighth-ranked Florida State (2/8) ... Notched 21 points on 7-of-10 shooting, adding five rebounds and three assists, versus Boston College (2/12) ... Set season highs in points (27), free throws made (14) and attempted (14), rebounds (12), and minutes played (42) in the triple-overtime win at Virginia Tech (2/19), hitting game-tying jump-shots in the final 20 seconds of the first two extra sessions ... Scored 12 points at Notre Dame (2/23) to conclude a nine-game double-digit scoring streak ... Posted 18 points, nine boards, a season-high four assists and a season-high-tying three steals in 37 minutes in the overtime triumph versus Syracuse (3/7) to cap the regular season.

**High School:** Graduated from Monsignor Bonner (Pa.) ... Consensus top-90, four-star recruit ... Ranked No. 78 nationally, including No. 12 among point guards, by Rivals ... Tabbed No. 83 in the country and No. 16 among shooting guards by ESPN ... Listed No. 87 overall, including No. 13 among combo guards, by 247Sports, as well as No. 79 nationally in its composite rankings ... McDonald's All-American Game nominee ... Helped Bonner go 22-6 and reach the 4A state finals his senior season, logging 29 points and eight rebounds in one game, claiming a second straight Philadelphia Catholic League MVP distinction ... Posted 23.2 points and 6.9 boards per game as a junior, winning his first PCL MVP award ... Attended Notre Dame (N.J.) the first two years of his high school tenure ... Won the Mercer County Tournament title as a freshman ... Notable Bonner alumni include former NBA general managers John Nash and Ed Stefanski, La Salle head men's basketball coach Ashley Howard, Villanova head women's basketball coach Harry Perretta, 1973 Heisman Trophy winner John Cappelletti and 12-year NFL veteran Anthony Becht.

**Personal:** Full name is Isaiah Robert-Johan Wong ... Nickname is Zay ... Born Jan. 28, 2001 ... Parents are Terrence and Lachelle Wong ... Has two older brothers, Brian and Tyler, and a younger brother, Elijah ... Majoring in sport administration ... Favorite athlete is Kobe Bryant ... Best sports memory is making a game-winning shot against Roman Catholic in a league game as a senior ... Chose Miami because he felt it was a great opportunity and he could have a big role ... Committed to Miami over Clemson, Connecticut, Pittsburgh and Villanova.

2020-21				
Opposition	P	R	A	
North Florida	20	7	2	
Stetson	-	-	-	
Purdue	-	-	-	
FGCU	-	-	-	
Pittsburgh	-	-	-	
Jacksonville	-	-	-	
at Virginia Tech	-	-	-	
Clemson	-	-	-	
North Carolina	-	-	-	
at NC State	-	-	-	
at Boston College	-	-	-	
Louisville	-	-	-	
at Syracuse	-	-	-	
Notre Dame	-	-	-	
at Florida State	-	-	-	
at Wake Forest	-	-	-	
Duke	-	-	-	
Virginia Tech	-	-	-	
at North Carolina	-	-	-	
at Notre Dame	-	-	-	
Georgia Tech	-	-	-	
Florida State	-	-	-	
at Clemson	-	-	-	
at Virginia	-	-	-	
Boston College	-	-	-	

2019-20				
Opposition	P	R	A	
Louisville	2	2	0	
Florida Atlantic	4	1	0	
at UCF	0	1	0	
Quinnipiac	7	1	2	
vs. Missouri State	5	0	2	
vs. Florida	5	3	1	
vs. UConn	7	1	3	
at Illinois	2	2	0	
Alabama A&M	4	2	1	
vs. Temple	0	0	0	
Coppin State	3	2	2	
at Clemson	0	1	0	
Duke	2	1	0	
at Louisville	3	2	0	
Pittsburgh	2	3	0	
at NC State	2	6	0	
Florida State	0	0	0	
at Duke	8	1	0	
at North Carolina	19	2	3	
Virginia Tech	10	1	1	
at Pittsburgh	15	2	0	
NC State	12	7	2	
at Florida State	23	1	1	
Boston College	21	5	3	
Wake Forest	13	4	3	
at Virginia Tech	27	12	1	
at Notre Dame	12	3	0	
at Georgia Tech	6	6	0	
Virginia	0	3	0	
Syracuse	18	9	4	
vs. Clemson	8	6	3	

## WONG CAREER / SEASON HIGHS

### Points

Career: 27, at Virginia Tech, 2/19/20  
Season: 20, vs. North Florida, 11/29/20  
ACC: 27, at Virginia Tech, 2/19/20

### Rebounds

Career: 12, at Virginia Tech, 2/19/20  
Season: 7, vs. North Florida, 11/29/20  
ACC: 12, at Virginia Tech, 2/19/20

### Assists

Career: 4, vs. Syracuse, 3/7/20  
Season: 2, vs. North Florida, 11/29/20  
ACC: 4, vs. Syracuse, 3/7/20

### Steals

Career: 3, vs. NC State, 2/5/20  
Season: 22, vs. North Florida, 11/29/20  
ACC: 3, vs. NC State, 2/5/20

### Blocked Shots

Career: 1\*, vs. North Florida, 11/29/20  
Season: 1, vs. North Florida, 11/29/20  
ACC: 1\*, vs. Syracuse, 3/7/20

### Field Goals Made

Career: 9, vs. North Florida, 11/29/20  
Season: 9, vs. North Florida, 11/29/20  
ACC: 8, at Florida State, 2/8/20

### Field Goal Attempts

Career: 16, at Virginia Tech, 2/19/20  
Season: 14, vs. North Florida, 11/29/20  
ACC: 16, at Virginia Tech, 2/19/20

### Free Throws Made

Career: 14, at Virginia Tech, 2/19/20  
Season: 2, vs. North Florida, 11/29/20  
ACC: 14, at Virginia Tech, 2/19/20

### Free Throw Attempts

Career: 14, at Virginia Tech, 2/19/20  
Season: 2, vs. North Florida, 11/29/20  
ACC: 14, at Virginia Tech, 2/19/20

### 3-Point Field Goals Made

Career: 2\*, vs. Syracuse, 3/7/20  
Season: N/A  
ACC: 2\*, vs. Syracuse, 3/7/20

### 3-Point Field Goal Attempts

Career: 6, at North Carolina, 1/25/20  
Season: 3, vs. North Florida, 11/29/20  
ACC: 6, at North Carolina, 1/25/20

### Minutes

Career: 42, at Virginia Tech, 2/19/20  
Season: 35, vs. North Florida, 11/29/20  
ACC: 42, at Virginia Tech, 2/19/20

\* Recorded more than once with most recent listed

CAREER STATISTICS					Total		3-Point			Free Throws			Rebounds			Scoring									
Year	GP	GS	Min	Avg	FG	FGA	Pct	FG	FGA	Pct	FT	FTA	Pct	Off	Def	Tot	Avg	PF	FO	Ast	TO	Blk	Stl	Pts	Avg
2019-20	31	13	657	21.2	79	190	.416	19	51	.373	63	76	.829	33	59	92	3.0	43	0	32	52	11	15	240	7.7
2020-21	1	1	35	35.0	9	14	.643	0	3	.000	2	2	1.000	2	5	7	7.0	2	0	2	1	1	2	20	20.0
TOTAL	32	14	692	21.6	88	204	.431	19	54	.352	65	78	.833	35	64	99	3.1	45	0	34	53	12	17	260	8.1

# BOX SCORES



Official Basketball Box Score - Final  
**North Florida at Miami**  
 11/29/20 Watsco Center, Coral Gables, Fla.  
 2020-21 Men's Basketball

Game Time: 6:00 PM  
 Game Duration: 1:56

Officials: Ted Valentine, Ron Groover, Raymie Santos

North Florida - 59

Record: 0-3

NO.	Name		Min	FG M-A	3P M-A	FT M-A	Rebounds			Fouls		TP	AS	TO	ST	Blocks		+/-
							OR	DR	TOT	PF	FD					BS	BA	
3	Carter Hendricksen	F	37:35	7-22	5-17	2-2	2	2	4	2	3	21	1	3	2	0	1	-14
4	Josh Endicott	F	31:58	2-8	1-3	0-0	2	5	7	2	0	5	3	1	1	0	0	-21
21	Jonathan Aybar	F	25:04	4-10	1-4	3-6	3	2	5	1	4	12	0	1	0	4	2	-3
0	Emmanuel Adedoyin	G	30:35	3-8	2-4	0-0	1	3	4	2	1	8	4	3	1	0	0	-7
15	Jose Placer	G	27:27	1-5	0-2	0-0	0	2	2	3	1	2	5	3	2	0	1	-20
12	Ryan Burkhardt		22:49	3-9	3-9	0-0	1	4	5	0	1	9	0	1	0	1	0	-13
24	Jadyn Parker		12:36	0-2	0-0	0-0	0	2	2	4	0	0	0	2	0	1	0	-9
13	Alonde LeGrand		11:56	1-3	0-1	0-0	0	1	1	3	1	2	2	1	2	0	2	-3
Team							1	3	4			0		3				
<b>Totals</b>				21-67	12-40	5-8	10	24	34	17	11	59	15	18	8	6	6	-18

Shooting By Period			
1 <sup>st</sup>	FG%	12-34	35.3%
	3PT%	9-21	42.9%
	FT%	1-2	50%
2 <sup>nd</sup>	FG%	9-33	27.3%
	3PT%	3-19	15.8%
	FT%	4-6	66.7%
GM	FG%	21-67	31.3%
	3PT%	12-40	30.0%
	FT%	5-8	62.5%

Dead Ball Rebounds: 2, 0

Technical Fouls::NONE

Miami - 77

Record: 1-0

NO.	Name		Min	FG M-A	3P M-A	FT M-A	Rebounds			Fouls		TP	AS	TO	ST	Blocks		+/-
							OR	DR	TOT	PF	FD					BS	BA	
33	Matt Cross	F	25:55	4-5	2-3	0-0	2	5	7	1	0	10	2	0	1	2	0	10
3	Nysier Brooks	C	26:30	3-8	0-0	1-2	1	3	4	2	2	7	0	2	0	2	2	12
0	Chris Lykes	G	34:01	3-13	2-6	3-4	0	4	4	2	3	11	6	1	3	1	1	6
2	Isaiah Wong	G	35:04	9-14	0-3	2-2	2	5	7	2	1	20	2	1	2	1	1	24
23	Kameron McGusty	G	32:12	3-8	0-2	4-4	1	6	7	1	3	10	4	5	1	0	1	13
1	Anthony Walker		20:26	3-4	0-1	2-2	0	3	3	1	2	8	2	1	1	0	0	7
5	Harlond Beverly		21:12	4-7	1-1	2-9	1	10	11	2	6	11	2	5	3	0	1	21
14	Rodney Miller		04:40	0-0	0-0	0-0	1	0	1	0	0	0	0	1	0	0	0	-3
Team							2	1	3			0		0				
<b>Totals</b>				29-59	5-16	14-23	10	37	47	11	17	77	18	16	11	6	6	18

Shooting By Period			
1 <sup>st</sup>	FG%	16-27	59.3%
	3PT%	3-8	37.5%
	FT%	7-13	53.8%
2 <sup>nd</sup>	FG%	13-32	40.6%
	3PT%	2-8	25.0%
	FT%	7-10	70%
GM	FG%	29-59	49.2%
	3PT%	5-16	31.3%
	FT%	14-23	60.9%

Dead Ball Rebounds: 5, 0

Technical Fouls::NONE

	UNF	MIA
Biggest lead	0 (1 <sup>st</sup> 20:00)	18 (2 <sup>nd</sup> 0:30)
Best Scoring Run	8 (2 <sup>nd</sup> 18:22)	11 (1 <sup>st</sup> 17:02)
Lead Changes	0	
Times Tied	0	
Time with Lead	00:00	39:35

	UNF	MIA
Points from		
Turnovers	10	19
Paint	18	46
Second Chance	8	4
Fast Breaks	12	21
Bench	11	19

Period by Period Scoring			
	1st	2nd	TOT
UNF	34	25	59
MIA	42	35	77

## Official Basketball Box Score -- Game Totals -- Final Statistics

#5 Louisville vs Miami

11/05/19 6:30 p.m. at Coral Gables, Fla. (Watson Center)

#5 Louisville 87 • 1-0, 0-0 ACC

##	Player	Total		3-Ptr		Rebounds		PF	TP	A	To	Bk	Shl	Min
		FG	FGA	FG	FGA	FT	FTA							
24	Dwayne Sutton	r	6-7	0-0	4-6	3	2	5	16	1	0	0	2	28
3	Jordan Nwora	r	8-16	4-6	3-3	2	10	12	0	23	2	1	2	31
21	Steven Enoch	r	5-7	0-1	2-2	3	9	12	1	11	0	0	1	19
26	Darius Perry	r	1-6	0-3	0-0	0	3	3	2	2	4	2	0	26
9	Ryan McChesney	r	6-10	4-7	0-0	0	1	16	2	0	0	2	2	24
40	Lamar Kimble	r	2-5	0-1	2-2	0	0	2	6	3	1	2	2	20
10	Samuel Williamson	r	6-9	1-1	0-1	2	3	5	4	13	1	3	0	24
11	Quinn Slazenski	r	0-2	0-0	0	0	1	2	0	1	0	0	0	7
20	Josh Nickleberry	r	0-0	0-0	0	0	0	0	0	0	0	0	0	1
22	Aidan Iglehoun	r	0-1	0-0	0	0	0	0	0	0	2	1	0	12
Team						2	2							
Totals		34-63	9-19	10-14	10	30	40	17	87	14	13	4	8	200

FG % 1st Half: 17-32 53.1% 2nd Half: 17-31 54.8% Game: 34-63 54.0%  
3FG % 1st Half: 4-9 44.4% 2nd Half: 5-15 50.0% Game: 9-19 47.4%  
FT % 1st Half: 7-10 70.0% 2nd Half: 3-4 75.0% Game: 10-14 71.4%

Miami 74 • 0-1, 0-1 ACC

#	Player	Total		3-Ptr		Reb		Tot		PF	A	T	Bk	Shl	Min
		FG	FGA	FG	FGA	FT	FTA	FT	FTA						
21	Sam Waardenburg	r	1-3	0-0	0	4	0	4	1	2	1	2	0	0	23
14	Rodney Miller	r	3-5	0-0	0-2	3	6	9	3	6	0	1	0	0	20
40	Chris Lykes	r	1-5	2-4	0-2	0	1	1	18	5	2	0	0	0	32
61	DJ Vasiljevic	r	6-10	4-7	0-0	0	4	0	16	3	0	0	0	0	22
23	Kameron McGusty	r	5-13	2-5	0-0	0	2	2	12	1	2	0	1	0	24
42	Isiah Wong	r	1-6	0-2	0-2	1	2	0	2	0	2	0	0	0	17
25	Harford Beverly	r	4-11	1-4	0-0	0	1	2	9	2	0	0	0	1	22
11	Anthony Walker	r	3-6	1-2	2-4	3	2	5	9	0	0	1	0	0	18
22	Deng Gak	r	0-0	0-0	0-1	0	2	2	0	0	0	1	2	2	12
	Team					3	5								
Totals			30-69	10-24	4-11	13	22	35	74	12	10	4	6	20	0

FG % 1st Half: 12-24 50.0% 2nd Half: 18-35 51.4% Game: 30-69 51.4%  
3FG % 1st Half: 2-8 25.0% 2nd Half: 8-16 50.0% Game: 10-24 41.7%  
FT % 1st Half: 4-10 40.0% 2nd Half: 4-11 36.4% Game: 11-22 50.0%

Officials: Ron Groover, Ted Valentine, Mike Adams  
Technical Fouls: #5 Louisville-None, Miami-None  
Attendance: 7576

Score by periods		1st	2nd	Total
#5 Louisville		42	45	87
Miami		26	48	74

FG % 1st Half: 12-24 50.0% 2nd Half: 18-35 51.4% Game: 30-69 51.4%  
3FG % 1st Half: 2-8 25.0% 2nd Half: 8-16 50.0% Game: 10-24 41.7%  
FT % 1st Half: 4-10 40.0% 2nd Half: 4-11 36.4% Game: 11-22 50.0%

Score tied - 1 time.  
Lead changed - 3 times.  
LOU led for 30:02, UMI led for 09:31. Game was tied for 05:47.

## Official Basketball Box Score -- Game Totals -- Final Statistics

Quinnipiac vs Miami

11/16/19 2:00 p.m. at Coral Gables, Fla. (Watson Center)

Quinnipiac 52 • 0-2, 0-0 MAAC

##	Player	Total		3-Ptr		Rebounds		PF	TP	A	To	Bk	Shl	Min
		FG	FGA	FG	FGA	FT	FTA							
13	Aaron Falzon	r	1-6	1-6	0-0	0	1	0	2	3	1	3	0	25
25	Jacob Rigoni	r	5-12	3-8	0-0	0	3	3	1	13	1	1	0	27
40	Kevin Marfo	r	2-6	0-0	5-8	3	10	13	1	9	1	1	3	30
61	Tyrese Williams	r	2-7	4-4	0-0	0	4	0	16	2	2	1	1	26
23	Rich Kelly	r	4-12	1-8	2-2	1	3	4	7	0	3	0	0	32
42	Matt Balaw	r	0-6	0-4	0-0	0	4	4	1	0	2	1	0	24
40	Savion Lewis	r	6-13	0-0	0	3	3	16	1	1	0	0	0	26
64	Seth Pinkney	r	0-1	0-0	0-0	0	4	6	1	0	0	0	0	10
Team						1	2							
Totals		20-63	5-30	7-10	8	33	41	12	52	9	12	4	3	200

FG % 1st Half: 9-30 30.0% 2nd Half: 11-33 33.3% Game: 20-63 31.7%  
3FG % 1st Half: 2-15 13.3% 2nd Half: 5-16 31.3% Game: 7-31 22.6%  
FT % 1st Half: 4-6 66.7% 2nd Half: 3-4 75.0% Game: 7-10 70.0%

Miami 80 • 3-1, 0-1 ACC

##	Player	FG	FGA	FT	FTA	Reb	PF	TP	A	To	Bk	Shl	Min	
21	Sam Waardenburg	r	1-6	0-0	0-0	0	1	0	2	3	1	3	0	21
14	Rodney Miller	r	2-5	0-0	0-2	3	4	7	3	4	0	1	1	21
40	Chris Lykes	r	4-11	2-6	0-0	0	4	2	12	1	1	1	0	28
61	DJ Vasiljevic	r	5-9	3-9	2-2	0	10	10	3	16	2	2	1	35
23	Kameron McGusty	r	7-11	4-6	0-0	0	3	3	0	22	3	0	1	33
42	Isiah Wong	r	2-8	1-1	2-2	1	0	1	7	2	0	0	0	15
25	Harford Beverly	r	4-13	2-4	0-0	0	3	3	10	3	2	0	2	21
11	Anthony Walker	r	2-3	0-0	0-0	2	3	1	4	1	0	0	0	15
13	Filippos Gkogkas	r	0-0	0-0	0-0	0	0	0	0	0	0	0	0	1
15	Willie Herenton	r	0-0	0-0	0-0	0	0	0	1	0	0	0	1	2
22	Deng Gak	r	2-3	0-0	0-0	0	4	1	4	0	2	0	1	15
	Team					0	5							
Totals			30-72	12-26	8-9	10	35	45	80	12	9	5	6	200

FG % 1st Half: 12-27 44.4% 2nd Half: 18-35 51.4% Game: 30-72 51.4%  
3FG % 1st Half: 1-11 9.1% 2nd Half: 11-25 73.3% Game: 12-26 46.7%  
FT % 1st Half: 4-5 80.0% 2nd Half: 4-5 80.0% Game: 8-9 88.9%

Officials: Kellen Milner, Kipp Kissinger, Brian Dorsey  
Technical Fouls: Quinnipiac-TEAM, Miami-None  
Attendance: 4882

Score by periods		1st	2nd	Total
Quinnipiac		24	28	52
Miami		29	51	80

FG % 1st Half: 12-27 44.4% 2nd Half: 18-35 51.4% Game: 30-72 51.4%  
3FG % 1st Half: 1-11 9.1% 2nd Half: 11-25 73.3% Game: 12-26 46.7%  
FT % 1st Half: 4-5 80.0% 2nd Half: 4-5 80.0% Game: 8-9 88.9%

Score tied - 1 time.  
Lead changed - 4 times.  
QU led for 06:00, UMI led for 32:33. Game was tied for 01:19.

## Official Basketball Box Score -- Game Totals -- Final Statistics

Miami vs UConn

11/24/19 1:00 p.m. at Charleston, S.C. (TD Arena)

Miami 55 • 4-3, 0-1 ACC

##	Player	FG	FGA	FG-FGA	FT	FTA	Def	3's	PF	TP	A	To	Bk	Shl	Min
21	Sam Waardenburg	r	1-6	0-0	0-0	0	2	3	5	1	6	0	2	0	23
14	Rodney Miller	r	5-8	0-0	0-0	0	1	1	2	10	0	1	0	1	17
40	Chris Lykes	r	5-9	0-2	1-1	0	0	1	3	7	1	1	0	0	22
61	DJ Vasiljevic	r	3-6	1-2	0-0	0	3	3	3	11	1	0	0	0	32
23	Kameron McGusty	r	2-8	1-2	0-0	0	3	3	0	5	4	0	2	1	19
42	Isiah Wong	r	3-5	1-2	0-0	0	0	1	1	7	3	1	0	0	20
25	Harford Beverly	r	3-6	1-1	0-0	0	3	3	4	7	3	3	0	1	17
11	Anthony Walker	r	1-4	0-1	0-1	1	1	2	0	2	0	3	1	0	20
13	Filippos Gkogkas	r	0-0	0-0	0-0	0	0	0	0	0	0	0	0	0	1
15	Willie Herenton	r	0-0	0-0	0-0	0	0	0	0	0	0	0	0	0	1
22	Deng Gak	r	0-2	0-0	0-0	0	1	2	3	2	0	1	0	0	20
Team							3	4							
Totals			25-54	4-10	1-2	19	26	14	55	13	12	4	4	200	

FG: 15.1% 12-27 44.4% 2mg:44% 23-44 26.1% 3mg: 25-54 46.3% 200min

FG % 1st Half: 12-27 44.4% 2nd Half: 13-27 48.1% Game: 25-54 46.3%  
3FG % 1st Half: 2-5 40.0% 2nd Half: 4-5 80.0% Game: 6-10 60.0%  
FT % 1st Half: 1-2 50.0% 2nd Half: 0-0 0.0% Game: 1-2 50.0%

UConn 80 • 4-2, 0-0 AAC

##	Player	FG	FGA	FT	FTA	Off	Def	TP	PF	TP	A	To	Bk	Shl	Min
11	Tyler Polley	r	2-4	0-2	0-0	1	6	7	2	4	1	1	0	1	15
23	Akoi Akoi	r	2-6	1-2	0-0	1	6	7	0	5	0	1	6	25	
25	Josh Cartton	r	7-8	0-0	2-4	3	2	5	1	16	0	0	0	2	29
61	Christian Vital	r	2-5	0-0	0-0	0	3	5	14	0	2	0	0	0	28
42	Altereque Gilbert	r	2-5	0-3	0-1	0	3	3	1	4	7	2	0	0	27
40	Jalen Gaffney	r	4-4	1-2	0-0	0	1	1	0	1	0	0	0	0	13
67	James Bouknight	r	6-7	1-1	0-0	2	3	1	13	1	0	0	0	1	19
45	Isiah Whaley	r	2-5	0-0	0	2	1	3	2	4	0	0	0	0	11
10	Brendan Adams	r	4-5	2-5	3-3	1	0	1	1	13	2	0	0	0	21
15	Sidney Wilson	r	1-2	0-0	0-0	2	4	1	14	1	0	0	0	0	17
41	Matt Garry	r	0-0	0-0	0-0	0	0	0	0	0	0	0	0	0	1
40	Temi Aiyebusi	r	0-0	0-0	0-0	0	0	0	0	0	0	0	0	0	1
Team						1	0								
Totals		32-60	7-19	9-12	11	23	34	80	17	6	9	5	20	0	200

FG % 1st Half: 15-29 51.7% 2nd Half: 17-31 54.8% Game: 32-60 53.3%  
3FG % 1st Half: 3-10 30.0% 2nd Half: 4-9 44.4% Game: 7-19 36.8%  
FT % 1st Half: 3-6 50.0% 2nd Half: 6-6 100.0% Game: 9-12 75.0%

Officials: Kipp Kissinger, Ron Groover, John Gaffney  
Technical Fouls: Miami-Chris Lykes, UConn-None  
Attendance: 3122  
Charleston Classic Third Place Game





# BK SCORES

## Official Basketball Box Score -- Game Totals -- Final Statistics

Miami vs North Carolina  
01/25/20 12:00 p.m. at Chapel Hill, N.C. (Dean E. Smith Center)

Miami 71 • 10-9, 2-7 ACC

#	Player	Total	3-Ptr	Rebounds			FT	TP	A	To	Bk	Stl	Min		
		FG	FGA	FT	FTA	Off	Def	Total	PF	TP					
21	Sam Waardenburg	1	0-4	0-2	2-2	1	1	2	2	0	2	0	1	27	
14	Rodney Miller	c	6-8	0-0	1-1	0	4	4	13	1	2	0	30		
11	P.J. Horne	c	3-13	2-9	0-0	0	2	2	0	8	0	0	32		
62	Isaiah Wong	c	6-11	2-6	5-5	0	2	2	19	3	2	0	35		
5	Harland Beverly	c	3-9	0-2	3-4	0	3	3	2	4	0	0	35		
11	Anthony Walker	c	4-8	1-4	5-5	0	3	3	14	0	2	0	125		
11	Filippas Giogkios	c	0-2	0-0	0-0	0	0	0	0	0	0	0	1	6	
15	Willie Herenton	c	2-3	1-1	1-1	0	2	2	0	6	1	0	0	1	10
	Team					1	2	3							
	Totals	24-58	6-24	17-18	2	19	21	10	71	8	10	4	4	200	

FG % 1st Half: 11-28 39.3% 2nd Half: 13-30 43.3% Game: 24-58 41.4%  
3FG % 1st Half: 1-4 25.0% 2nd Half: 5-10 50.0% Game: 6-24 25.0%  
FT % 1st Half: 4-5 80.0% 2nd Half: 11-13 100.0% Game: 17-18 94.4%

North Carolina 94 • 10-9, 2-6 ACC

		Total	3-Ptr		Rebounds								
Player		FG-FGA	FT-FTA	PF-FTA	Off	Def	TP	FT	A	To	Bk	Stl	Min
5 Armando Bacot	r	8-11	0-0	3-3	2	10	12	19	7	1	2	32	
15 Garrison Brooks	r	7-11	0-1	0-1	4	5	3	14	2	0	0	27	
41 Leaky Black	c	1-7	1-3	0-0	0	5	5	2	3	6	2	0	27
49 Andrew Platek	c	3-7	1-3	0-0	0	1	1	0	4	1	0	0	27
49 Brandon Robinson	c	11-16	6-10	1-2	3	0	2	29	4	1	0	2	32
11 Shea Ross	c	0-1	0-1	0-0	0	0	0	1	0	0	1	0	2
22 Walker Miller	c	0-0	0-0	0-0	0	2	2	0	0	1	0	0	3
31 Caleb Ellis	c	0-0	0-0	0-0	0	0	0	0	0	0	0	0	1
36 K.J. Smith	c	0-0	0-0	0-0	0	2	2	1	0	3	2	0	11
32 Justin Pierce	c	4-8	1-2	0-0	2	3	5	9	4	1	1	0	17
11 Robbie O'Han	c	0-0	0-0	0-0	0	1	1	0	0	0	0	0	1
35 Ryan McCuskey	c	0-0	0-0	0-0	0	0	0	0	1	0	0	0	2
49 Brandon Huffman	c	2-2	0-0	0-0	1	1	0	4	0	0	0	0	2
11 Christian Keeling	c	4-6	1-3	0-0	1	2	3	9	1	0	1	1	15
Team				0-2	2								
Totals	40-69	10-23	4-6	10	31	41	18	94	32	12	4	6	200

FG % 1st Half: 22-40 55.0% 2nd Half: 18-29 62.1% Game: 40-69 58.6%  
3FG % 1st Half: 6-14 42.9% 2nd Half: 9-17 52.9% Game: 15-31 48.4%  
FT % 1st Half: 1-1 100.0 2nd Half: 3-5 60.0% Game: 4-6 66.7%

Officials: Pat Driscoll,Michael Stephens,Ron Groover  
Technical fouls: Miami-None. North Carolina-None.  
Attendance: 21125

Score by periods	1st	2nd	Total
Miami	27	44	71
North Carolina	51	43	94

Last FG - Miami 01-15, NC 20-01-17.  
Largest lead - UM by 14-18, NC by 34 42-37-39.  
UM led for 30:57, NC led for 37:15. Game was tied for 01:33.

Score tied - 1 time.  
Lead changed - 1 time.

## Official Basketball Box Score -- Game Totals -- Final Statistics

Virginia Tech vs Miami  
01/28/20 8:00 pm at Coral Gables, Fla. (Watson Center)

Virginia Tech 61 • 14-7, 5-5 ACC

Virginia Tech 61 - 147 - 35-0		3-Ptr		Rebounds										
Player		FG-FGA	FG-FTA	FT-FTA	Off	Def	TP	PF	TP	A	To	Bk	Stl	Min
22 Landers Hornsby II	F	6-15	2-6	0-0	1	4	5	3	14	2	1	0	1	27
14 P.J. Horne	F	2-7	2-3	0-0	1	3	4	2	6	1	2	1	0	37
31 Barbosa Bede	C	0-5	0-1	1-4	1	2	1	1	8	6	2	2	0	37
24 Niyem Alleyne	C	3-4	1-2	0-0	0	2	2	2	7	0	0	0	1	17
23 Tariqae Radford	C	10-13	0-0	4-5	3	5	8	4	24	1	0	0	3	27
40 Hunter Cattoor	C	2-3	2-3	0-0	1	3	4	3	6	1	0	1	1	24
11 Isaiah Wilkins	C	1-8	1-5	0-0	0	1	0	3	1	0	0	2	13	
15 Jalen Cone	C	0-2	0-2	0-0	0	2	2	3	0	0	1	0	0	15
21 John Ojakio	C	0-2	0-0	0-0	0	1	1	1	0	0	1	0	0	3
Team				1-2	2									
Totals		24-59	8-22	5-9	7	24	31	19	61	14	12	5	11	200

FG % 1st Half: 9-26 34.6% 2nd Half: 15-33 45.5% Game: 24-59 40.7%  
3FG % 1st Half: 4-9 44.4% 2nd Half: 4-13 30.8% Game: 8-22 36.4%  
FT % 1st Half: 3-3 100.0 2nd Half: 2-6 33.3% Game: 5-9 55.6%

Miami 71 • 11-9, 3-7 ACC

PG 1st Htr: 4-9 45.0% 2nd Htr: 4-13 30.8%		Game: 6-22 55.6%		Rebounds										
PG 2nd Htr: 3-9 100.0%		Game: 4-11 36.4%												
Miami TV 11-9, 3-7 ACC														
Player	FG	Total	3-Ptr	Rebounds	Off	Def	Total	PF	A	To	Bk	Stl	Min	
21 Sam Waardenburg	r	3-4	1-1	2-3	0	6	6	2	9	1	2	0	1	33
14 Rodney Miller	c	5-6	0-0	1-1	1	7	8	11	0	2	0	1	0	26
11 DJ Vasiljevic	c	7-16	2-8	2-4	0	7	7	18	1	0	1	0	1	37
62 Isaiah Wong	c	1-2	0-2	3-3	1	0	1	10	1	1	0	0	29	
5 Harland Beverly	c	4-8	1-1	4-4	0	4	4	23	6	4	0	3	31	
41 Keith Stone	c	0-3	0-1	0-0	0	1	1	0	0	0	0	0	9	
11 Anthony Walker	c	3-6	0-0	1-1	2	2	4	7	0	2	0	1	16	
21 Cameron McGusty	c	1-3	1-2	0-0	1	1	2	1	3	4	0	0	22	
Team				1-2	3									
Totals		26-53	10-25	13-16	6	30	36	12	71	10	16	4	5	200

FG % 1st Half: 16-28 57.1% 2nd Half: 10-15 66.7% Game: 26-53 49.1%  
3FG % 1st Half: 4-8 50.0% 2nd Half: 2-7 28.6% Game: 6-15 40.0%  
FT % 1st Half: 8-9 88.9% 2nd Half: 5-7 71.4% Game: 13-16 81.3%

Officials: Clarence Anderson,A.J. Desai,Brian Dorsey  
Technical fouls: Virginia Tech-None. Miami-None.  
Attendance: 5197

Score by periods	1st	2nd	Total
Virginia Tech	23	38	61
Miami	44	27	71

Last FG - VT 20-00-27, UM 20-00-27.  
Largest lead - VT by 14-18, UM by 22 18-04-04.  
VT led for 01:15, UM led for 36:21. Game was tied for 01:44.

Score tied - 3 times.  
Lead changed - 4 times.

## Official Basketball Box Score -- Game Totals -- Final Statistics

NC State vs Miami  
02/05/20 8:30 p.m. at Coral Gables, Fla. (Watson Center)

NC State 83 • 15-8, 6-6 ACC

NC State 83 - 15-8, 6-ACC												
Player	Total	3-Ptr	Rebounds	FT-FTA	Off	Def	TP	A	To	Bk	Stl	Min
	F	1-3	0-1	0-0	0	2	2	2	0	1	0	14
40 DJ Funderburg	r	5-5	0-0	0-2	4	3	7	3	10	1	1	4
15 Manny Bates	c	5-5	0-0	0-2	4	3	7	3	10	1	1	4
11 Markell Johnson	c	6-12	0-0	7-8	1	4	5	19	12	4	0	36
11 C.J. Bryce	c	8-16	2-6	4-5	1	10	11	4	22	0	4	1
24 Devon Daniels	c	5-14	3-6	1-1	1	3	4	2	14	2	4	0
40 Chase Graham	c	0-0	0-0	0-0	0	0	0	0	0	0	0	1
15 Braxton Beverly	c	5-9	4-7	0-0	0	2	2	14	1	2	0	29
21 Danny Dixon	c	1-1	0-0	0-1	0	0	0	3	2	0	0	3
31 Pat Andre	c	0-2	0-2	0-0	0	1	1	2	0	0	0	13
Team												
Totals	31-62	9-22	12-17	9	26	35	20	83	16	17	5	200

FG % 1st Half: 16-33 48.5% 2nd Half: 15-29 51.7% Game: 31-62 50.6%  
3FG % 1st Half: 6-12 50.0% 2nd Half: 3-10 30.0% Game: 9-22 40.9%  
FT % 1st Half: 6-10 60.0% 2nd Half: 6-7 85.7% Game: 12-17 70.6%

Officials: John Gaffney,Jeffrey Anderson,Ron Groover  
Technical fouls: NC State-Braxton Beverly, Miami-Sam Waardenburg, TEAM.  
Attendance: 5164

Score by periods	1st	2nd	Total
NC State	44	39	83
Miami	32	40	72

Last FG - NC 22-02-23, UM 20-05-07.  
Largest lead - NC by 18-24, UM by 8 16-12-44.  
NC led for 27:10, UM led for 11:02. Game was tied for 01:48.

Score tied - 1 time.  
Lead changed - 1 time.

## Official Basketball Box Score -- Game Totals -- Final Statistics

Miami vs #8 Florida State  
02/08/20 12:00 p.m. at Tallahassee, Fla. (Donald L. Tucker CC)

Miami 81 • 11-12, 3-10 ACC

#	Player	Total	3-Ptr		Rebounds							A	T	Bk	Stl	Min
			FG-FTA	FG-FTA	Off	Def	Tot	PF	TP							
41	Keith Stone	r	2-5	1-3	1-2	2	1	3	2	6	0	2	0	2	0	29
21	Sam Waardenburg	r	4-4	1-1	6-6	1	2	3	2	15	1	0	0	1	30	
11	DJ Vasiljevic	c	5-13	2-8	0-0	2	1	3	12	2	0	0	0	1	30	
62	Isaiah Wong	c	8-12	2-2	5-6	0	1	1	3	23	1	6	0	0	29	
5	Harland Beverly	c	3-13	0-0	0-0	0	0	0	14	3	0	1	0	1	38	
40	Chris Lykes	c	3-9	2-3	0-0	0	1	1	4	8	0	1	0	0	21	
11	Anthony Walker	c	0-3	0-2	0-0	1	4	5	2	0	2	0	1	1	21	
11	Filippas Giogkios	c	0-1	0-0	0-0	0	0	0	0	0	0	0	0	0	2	
15	Willie Herenton	c	1-2	0-1	1-1	0	0	0	3	0	0	1	0	1	2	
21	Kameron McGusty	c	0-2	0-2	0-0	0	2	2	0	0	0	0	0	0	1	8
	Team															
Totals			26-64	8-24	12-15	9	15	24	17	81	8	13	1	6	200	

FG % 1st Half: 16-31 51.6% 2nd Half: 10-33 30.3% Game: 26-64 40.9%  
3FG % 1st Half: 4-10 40.0% 2nd Half: 4-14 28.6% Game: 8-24 33.3%  
FT % 1st Half: 11-12 91.7% 2nd Half: 17-13 76.9% Game: 21-25 84.0%

Officials: Mark Schuch,Brent Hampton,Ramond Stovens  
Technical fouls: Miami-None. #8 Florida State-None.  
Attendance: 11500

Score by periods	1st	2nd	Total
Florida State	23	58	81
Miami	47	34	81

Last FG - FS 20-00-08, UM 20-00-37.  
Largest lead - FS by 8 10-17-21, FS by 23 20-00-44.  
FS led for 08:19, FS led for 30:57. Game was tied for 00:44.

Score tied - 15 times.  
Lead changed - 15 times.

## Official Basketball Box Score -- Game Totals -- Final Statistics

Wake Forest vs Miami  
02/15/20 2:00 p.m. at Coral Gables, Fla. (Watson Center)

Wake Forest 54 • 11-14, 4-11 ACC

Wake Forest 54 • 11-14, 4-11 ACC														
#	Player	Total		3-Ptr		Rebounds			PF	TP	A To Bk	Stl	Min	
		FG-FGA	FT-FTA	FG-FGA	FT-FTA	Off	Def	Total						
33	Ody Quama	1-4	0-0	0-0	2-4	3	2	4	3	2	0	2	0	14
40	Brandon Childress	5-12	2-4	3-5	0-4	4	4	2	15	1	0	0	0	31
11	Tony Johnson	1-4	0-1	1-2	0-3	3	3	2	3	1	2	0	0	30
13	Andrian White	4-0	0-3	0-0	0-3	3	3	1	0	0	1	0	0	18
21	Chaudhree Brown	2-7	0-2	0-0	1-5	5	6	4	1	1	0	0	23	
11	Isaiah Mucus	2-3	0-0	0-0	1-3	4	1	4	0	2	0	0	0	18
40	Sharone Wright, Jr.	0-0	0-0	0-0	0-0	0	1	0	0	0	0	0	0	1
41	Jahocbi Neath	3-6	1-3	0-0	0-1	1	1	7	6	2	0	0	0	24
21	Ismael Massoud	5-7	3-3	0-0	0-3	2	13	0	1	2	0	0	0	19







## Miami Player High/Low Analysis (as of Mar 11, 2020) All games

### Miami - INDIVIDUAL GAME HIGHS

Points	28		Kameron McGusty vs Coppin State (12/21/19)
	28		Chris Lykes at Illinois (12/02/19)
	27		Isaiah Wong at Virginia Tech (02/19/20)
	27		Chris Lykes at Clemson (12/31/19)
	25		DJ Vasiljevic vs Missouri State (11/21/19)
Field Goals Made	11		Chris Lykes at Illinois (12/02/19)
	10		Chris Lykes at Clemson (12/31/19)
Field Goal Att.	22		DJ Vasiljevic vs NC State (02/05/20)
	18		Chris Lykes vs #9 Florida State (01/18/20)
	18		Kameron McGusty at Clemson (12/31/19)
FG Pct (min 5 made)	.833	(5-6)	Isaiah Wong at Pittsburgh (02/02/20)
	.833	(5-6)	Rodney Miller vs Virginia Tech (01/28/20)
	.833	(5-6)	DJ Vasiljevic vs Alabama A&M (12/14/19)
	.833	(5-6)	Rodney Miller vs Florida Atlantic (11/08/19)
3-Point FG Made	6		Chris Lykes vs #9 Florida State (01/18/20)
	6		DJ Vasiljevic at Illinois (12/02/19)
3-Point FG Att.	14		DJ Vasiljevic vs NC State (02/05/20)
	13		DJ Vasiljevic vs Syracuse (03/07/20)
3-Pt FG Pct (min 2 made)	1.000	(2-2)	Chris Lykes vs Wake Forest (02/15/20)
	1.000	(2-2)	Isaiah Wong vs Boston College (02/12/20)
	1.000	(2-2)	Isaiah Wong at #8 Florida State (02/08/20)
	1.000	(2-2)	Isaiah Wong at Pittsburgh (02/02/20)
Free Throws Made	14		Isaiah Wong at Virginia Tech (02/19/20)
	8		Harlond Beverly at #8 Florida State (02/08/20)
	8		Chris Lykes at #13/11 Louisville (01/07/20)
	8		DJ Vasiljevic vs Coppin State (12/21/19)
Free Throw Att.	14		Isaiah Wong at Virginia Tech (02/19/20)
	10		Harlond Beverly at #8 Florida State (02/08/20)
FT Pct (min 5 made)	1.000	(14-14)	Isaiah Wong at Virginia Tech (02/19/20)
	1.000	(8-8)	Chris Lykes at #13/11 Louisville (01/07/20)
	1.000	(8-8)	DJ Vasiljevic vs Coppin State (12/21/19)
	1.000	(7-7)	Chris Lykes at NC State (01/15/20)
	1.000	(6-6)	Sam Waardenburg at #8 Florida State (02/08/20)
	1.000	(6-6)	Kameron McGusty at #8 Duke (01/21/20)
	1.000	(5-5)	Isaiah Wong at North Carolina (01/25/20)
	1.000	(5-5)	Anthony Walker at North Carolina (01/25/20)
	1.000	(5-5)	DJ Vasiljevic at Clemson (12/31/19)
Rebounds	18		Keith Stone at Virginia Tech (02/19/20)
	13		Rodney Miller at #8 Duke (01/21/20)
Assists	6		Keith Stone vs Syracuse (03/07/20)
	6		Harlond Beverly vs Boston College (02/12/20)
	6		Harlond Beverly vs Virginia Tech (01/28/20)
	6		Kameron McGusty vs #9 Florida State (01/18/20)
	6		Harlond Beverly vs Coppin State (12/21/19)
	6		Chris Lykes vs Temple (12/17/19)
Steals	5		Chris Lykes vs Temple (12/17/19)
	4		Keith Stone vs #22 Virginia (03/04/20)
	4		Rodney Miller at Georgia Tech (02/29/20)
	4		Chris Lykes at Illinois (12/02/19)
Blocked Shots	3		Sam Waardenburg vs Syracuse (03/07/20)
	3		Sam Waardenburg vs Temple (12/17/19)
	3		Anthony Walker vs UConn (11/24/19)
Turnovers	6		Isaiah Wong at #8 Florida State (02/08/20)



	6	Chris Lykes vs #9 Florida State (01/18/20)
	6	Kameron McGusty vs #2 Duke (01/04/20)
	6	Chris Lykes vs Florida (11/22/19)
Fouls	5	Sam Waardenburg at Virginia Tech (02/19/20)
	5	Chris Lykes vs Pittsburgh (01/12/20)
	5	Keith Stone at Clemson (12/31/19)
	5	Keith Stone vs Temple (12/17/19)
Minutes	47	Keith Stone at Virginia Tech (02/19/20)
	44	Kameron McGusty at Virginia Tech (02/19/20)
	44	DJ Vasiljevic at Virginia Tech (02/19/20)
	43	DJ Vasiljevic at Clemson (12/31/19)
	42	Isaiah Wong at Virginia Tech (02/19/20)
	42	Chris Lykes vs #9 Florida State (01/18/20)

### Miami Team High/Low Analysis (as of Mar 11, 2020) All games

#### Miami - TEAM GAME HIGHS

POINTS	102	at Virginia Tech (02/19/20)
	91	COPPIN STATE (12/21/19)
	88	ALABAMA A&M (12/14/19)
	85	BOSTON COLLEGE (02/12/20)
	81	at #8 Florida State (02/08/20)
	81	at Illinois (12/02/19)
FIELD GOALS MADE	33	at Virginia Tech (02/19/20)
	32	at Illinois (12/02/19)
FIELD GOAL ATTEMPTS	79	at Virginia Tech (02/19/20)
	72	QUINNIPIAC (11/16/19)
FIELD GOAL PERCENTAGE	.593 (32-54)	at Illinois (12/02/19)
	.577 (30-52)	BOSTON COLLEGE (02/12/20)
3 PT FIELD GOALS MADE	18	COPPIN STATE (12/21/19)
	12	QUINNIPIAC (11/16/19)
3 PT FG ATTEMPTS	38	COPPIN STATE (12/21/19)
	36	vs Clemson (03/11/20)
3 PT FG PERCENTAGE	.556 (10-18)	at Illinois (12/02/19)
	.474 (18-38)	COPPIN STATE (12/21/19)
FREE THROWS MADE	29	at Virginia Tech (02/19/20)
	22	ALABAMA A&M (12/14/19)
FREE THROW ATTEMPTS	32	at Virginia Tech (02/19/20)
	30	ALABAMA A&M (12/14/19)
FREE THROW PERCENTAGE	1.000 (2-2)	#22 VIRGINIA (03/04/20)
	.944 (17-18)	at North Carolina (01/25/20)
REBOUNDS	55	at Virginia Tech (02/19/20)
	45	QUINNIPIAC (11/16/19)
ASSISTS	18	SYRACUSE (03/07/20)
	17	BOSTON COLLEGE (02/12/20)
STEALS	11	at Georgia Tech (02/29/20)
	10	NC STATE (02/05/20)
BLOCKED SHOTS	8	at Virginia Tech (02/19/20)
	7	SYRACUSE (03/07/20)
	7	PITTSBURGH (01/12/20)
	7	ALABAMA A&M (12/14/19)
TURNOVERS	24	#9 FLORIDA STATE (01/18/20)
	17	at Georgia Tech (02/29/20)
	17	COPPIN STATE (12/21/19)
FOULS	21	at Illinois (12/02/19)
	19	at Georgia Tech (02/29/20)
	19	at Virginia Tech (02/19/20)
	19	BOSTON COLLEGE (02/12/20)



## Miami Season Schedule/Results & Leaders (as of Mar 11, 2020)

### All games

RECORD:	OVERALL	HOME	AWAY	NEUTRAL
ALL GAMES	15-16	9-5	4-8	2-3
CONFERENCE	7-13	5-5	2-8	0-0
NON-CONFERENCE	8-3	4-0	2-0	2-3

Date	Opponent	Score	Att.	High Points	High Rebounds
11/05/19	*#5 LOUISVILLE	74-87 L	7576	(18)Chris Lykes	(9)Rodney Miller
11/08/19	FLORIDA ATLANTIC	W 74-60	5168	(15)Chris Lykes	(11)Sam Waardenburg
11/12/19	at UCF	W 79-70	7514	(17)Kameron McGusty	(10)Kameron McGusty
11/16/19	QUINNIPIAC	W 80-52	4882	(22)Kameron McGusty	(10)DJ Vasiljevic
11/21/19	#vs Missouri State	W 74-70	2914	(25)DJ Vasiljevic	(8)Rodney Miller
11/22/19	#vs Florida	58-78 L	3245	(16)Chris Lykes	(5)Sam Waardenburg
					(5)Kameron McGusty
11/24/19	#vs UConn	55-80 L	3122	(11)DJ Vasiljevic	(5)Sam Waardenburg
12/02/19	+at Illinois	W 81-79	11819	(28)Chris Lykes	(8)Sam Waardenburg
12/14/19	ALABAMA A&M	W 88-74	4649	(21)Kameron McGusty	(9)Sam Waardenburg
12/17/19	&vs Temple	W 78-77	5064	(17)Chris Lykes	(10)Kameron McGusty
12/21/19	COPPIN STATE	W 91-60	4963	(28)Kameron McGusty	(11)Sam Waardenburg
12/31/19	*at Clemson	Wot 73-68	5549	(27)Chris Lykes	(9)Keith Stone
01/04/20	*#2 DUKE	62-95 L	7049	(12)Kameron McGusty	(6)Sam Waardenburg
01/07/20	*at #13/11 Louisville	58-74 L	14980	(18)Kameron McGusty	(10)Sam Waardenburg
				(18)Chris Lykes	
01/12/20	*PITTSBURGH	W 66-58	6387	(19)Kameron McGusty	(10)Sam Waardenburg
01/15/20	*at NC State	63-80 L	15801	(20)Chris Lykes	(8)Kameron McGusty
01/18/20	*#9 FLORIDA STATE	79-83 Lot	6212	(24)Chris Lykes	(11)Sam Waardenburg
01/21/20	*at #8 Duke	59-89 L	9314	(13)Rodney Miller	(13)Rodney Miller
				(13)Kameron McGusty	
01/25/20	*at North Carolina	71-94 L	21125	(19)Isaiah Wong	(4)Rodney Miller
01/28/20	*VIRGINIA TECH	W 71-61	5197	(18)DJ Vasiljevic	(8)Rodney Miller
02/02/20	*at Pittsburgh	57-62 L	9759	(16)Rodney Miller	(9)DJ Vasiljevic
02/05/20	*NC STATE	72-83 L	5164	(20)Harlond Beverly	(7)Anthony Walker
					(7)Isaiah Wong
					(7)Sam Waardenburg
02/08/20	*at #8 Florida State	81-99 L	11500	(23)Isaiah Wong	(5)Anthony Walker
02/12/20	*BOSTON COLLEGE	W 85-58	5465	(21)Isaiah Wong	(7)Harlond Beverly
					(7)Rodney Miller
02/15/20	*WAKE FOREST	W 71-54	5360	(13)Chris Lykes	(10)Rodney Miller
				(13)Isaiah Wong	
02/19/20	*at Virginia Tech	Wo3 102-95	8428	(27)Isaiah Wong	(18)Keith Stone
02/23/20	*at Notre Dame	71-87 L	7351	(12)Isaiah Wong	(6)Rodney Miller
				(12)Harlond Beverly	(6)Keith Stone
				(12)DJ Vasiljevic	(6)Harlond Beverly
02/29/20	*at Georgia Tech	57-63 L	6681	(14)Chris Lykes	(6)Isaiah Wong
03/04/20	*#22 VIRGINIA	44-46 L	5318	(16)Chris Lykes	(7)Keith Stone
03/07/20	*SYRACUSE	Wot 69-65	6025	(18)Isaiah Wong	(9)Sam Waardenburg
					(9)Isaiah Wong
03/11/20	^vs Clemson	64-69 L	20809	(21)Chris Lykes	(8)Sam Waardenburg

\* = Conference game  
 # = Charleston Classic (Charleston, S.C.)  
 + = Big Ten/ACC Challenge (Champaign, Ill.)  
 & = Air Force Reserve Basketball Hall of Fame Invitational (Brooklyn, N.Y.)  
 ^ = ACC Tournament (Greensboro, N.C.)

Attendance Summary	Games	Attend	Avg/Game
Home	14	79415	5672
Away	12	129821	10818
Neutral	5	35154	7031
Total	31	244390	7884





## Miami Team Game-by-Game (as of Mar 11, 2020)

### All games

#### TEAM STATISTICS

Opponent	Date	Score		Total		3-Pointers		Free throws		Rebounds				pf	a	t/o	blk	stl	pts	avg
				fg-fga	pct	3fg-fga	pct	ft-fa	pct	off	def	tot	avg							
#5 LOUISVILLE	11/05/19	74-87	L	30-69	.435	10-24	.417	4-11	.364	13	22	35	35.0	13	12	10	4	6	74	74.0
FLORIDA ATLANTIC	11/08/19	74-60	W	30-66	.455	5-18	.278	9-14	.643	11	28	39	37.0	10	13	6	3	8	74	74.0
at UCF	11/12/19	79-70	W	29-62	.468	5-20	.250	16-22	.727	12	21	33	35.7	16	16	9	2	7	79	75.7
QUINNIPIAC	11/16/19	80-52	W	30-72	.417	12-26	.462	8-9	.889	10	35	45	38.0	12	12	9	5	6	80	76.8
vs Missouri State	11/21/19	74-70	W	25-57	.439	9-22	.409	15-17	.882	7	18	25	35.4	18	7	9	4	6	74	76.2
vs Florida	11/22/19	58-78	L	23-55	.418	7-19	.368	5-11	.455	7	21	28	34.2	13	10	14	4	6	58	73.2
vs UConn	11/24/19	55-80	L	25-54	.463	4-10	.400	1-2	.500	7	19	26	33.0	14	13	12	4	4	55	70.6
at Illinois	12/02/19	81-79	W	32-54	.593	10-18	.556	7-13	.538	4	19	23	31.8	21	9	11	2	7	81	71.9
ALABAMA A&M	12/14/19	88-74	W	29-56	.518	8-19	.421	22-30	.733	10	23	33	31.9	12	16	10	7	3	88	73.7
vs Temple	12/17/19	78-77	W	30-60	.500	4-18	.222	14-22	.636	5	32	37	32.4	13	9	11	4	9	78	74.1
COPPIN STATE	12/21/19	91-60	W	28-55	.509	18-38	.474	17-20	.850	4	34	38	32.9	13	16	17	6	7	91	75.6
at Clemson	12/31/19	73-68	Wot	28-64	.438	8-25	.320	9-10	.900	8	28	36	33.2	16	9	12	2	7	73	75.4
#2 DUKE	01/04/20	62-95	L	23-58	.397	2-12	.167	14-18	.778	9	15	24	32.5	13	6	15	3	7	62	74.4
at #13/11 Louisville	01/07/20	58-74	L	17-61	.279	8-31	.258	16-19	.842	7	30	37	32.8	16	5	5	2	5	58	73.2
PITTSBURGH	01/12/20	66-58	W	27-51	.529	6-24	.250	6-10	.600	9	25	34	32.9	12	14	16	7	3	66	72.7
at NC State	01/15/20	63-80	L	20-55	.364	3-16	.188	20-25	.800	17	23	40	33.3	16	3	15	2	3	63	72.1
#9 FLORIDA STATE	01/18/20	79-83	Lot	29-62	.468	11-24	.458	10-17	.588	14	27	41	33.8	18	13	24	4	7	79	72.5
at #8 Duke	01/21/20	59-89	L	18-60	.300	4-18	.222	19-22	.864	12	23	35	33.8	10	6	13	1	7	59	71.8
at North Carolina	01/25/20	71-94	L	24-58	.414	6-24	.250	17-18	.944	2	19	21	33.2	10	8	10	4	4	71	71.7
VIRGINIA TECH	01/28/20	71-61	W	26-53	.491	6-15	.400	13-16	.813	6	30	36	33.3	12	10	16	4	5	71	71.7
at Pittsburgh	02/02/20	57-62	L	19-49	.388	3-22	.136	16-19	.842	7	24	31	33.2	15	7	13	4	4	57	71.0
NC STATE	02/05/20	72-83	L	24-60	.400	5-23	.217	19-28	.679	15	25	40	33.5	17	7	14	2	10	72	71.0
at #8 Florida State	02/08/20	81-99	L	26-64	.406	8-24	.333	21-25	.840	9	15	24	33.1	17	8	13	1	6	81	71.5
BOSTON COLLEGE	02/12/20	85-58	W	30-52	.577	8-20	.400	17-21	.810	7	28	35	33.2	19	17	11	5	4	85	72.0
WAKE FOREST	02/15/20	71-54	W	25-62	.403	8-21	.381	13-21	.619	9	33	42	33.5	14	11	8	2	6	71	72.0
at Virginia Tech	02/19/20	102-95	Wot	33-79	.418	7-28	.250	29-32	.906	15	40	55	34.3	19	10	13	8	2	102	73.2
at Notre Dame	02/23/20	71-87	L	29-70	.414	5-22	.227	8-10	.800	10	26	36	34.4	9	9	7	3	5	71	73.1
at Georgia Tech	02/29/20	57-63	L	22-60	.367	2-17	.118	11-16	.688	12	21	33	34.4	19	4	17	5	11	57	72.5
#22 VIRGINIA	03/04/20	44-46	L	18-51	.353	6-25	.240	2-2	1.000	6	24	30	34.2	9	6	12	5	5	44	71.5
SYRACUSE	03/07/20	69-65	Wot	23-63	.365	10-31	.323	13-15	.867	16	27	43	34.5	15	18	12	7	6	69	71.4
vs Clemson	03/11/20	64-69	L	24-63	.381	11-36	.306	5-7	.714	12	22	34	34.5	16	6	10	3	7	64	71.2
Miami		2207		796-1855	.429	219-690	.317	396-522	.759	292	777	1069	34.5	447	310	374	119	183	2207	71.2
Opponents		2270		862-1945	.443	229-675	.339	317-445	.712	364	831	1195	38.5	505	471	384	134	191	2270	73.2

Games played: 31  
Points/game: 71.2  
FG Pct: 42.9  
3FG Pct: 31.7  
FT Pct: 75.9

Rebounds/game: 34.5  
Assists/game: 10.0  
Turnovers/game: 12.1  
Assist/turnover ratio: 0.8  
Steals/game: 5.9  
Blocks/game: 3.8

## Miami Individual Double-Doubles (as of Mar 11, 2020)

### All games

Kameron McGusty	17 pts, 10 reb; at UCF, 11/12/19
Kameron McGusty	12 pts, 10 reb; vs Temple, 12/17/19
Rodney Miller	13 pts, 13 reb; at #8 Duke, 01/21/20
Keith Stone	12 pts, 18 reb; at Virginia Tech, 02/19/20
DJ Vasiljevic	13 pts, 10 reb; QUINNIPIAC, 11/16/19
Sam Waardenburg	15 pts, 11 reb; COPPIN STATE, 12/21/19
Isaiah Wong	27 pts, 12 reb; at Virginia Tech, 02/19/20



## Miami Combined Team Statistics (as of Mar 07, 2020)

### Conference games only

RECORD:	OVERALL	HOME	AWAY	NEUTRAL
ALL GAMES	7-13	5-5	2-8	0-0
CONFERENCE	7-13	5-5	2-8	0-0
NON-CONFERENCE	0-0	0-0	0-0	0-0

#	Player	gp-gs	min	avg	Total		3-Point		F-Throw		Rebounds				pf	dq	a	to	blk	stl	pts	avg
					fg-fga	fg%	3fg-fga	3fg%	ft-fa	ft%	off	def	tot	avg								
00	Chris Lykes	15-14	463	30.9	81-195	.415	29-76	.382	43-51	.843	9	25	34	2.3	39	1	35	34	5	11	234	15.6
01	DJ Vasiljevic	20-20	693	34.7	80-224	.357	41-142	.289	41-49	.837	7	82	89	4.5	25	0	21	19	1	13	242	12.1
23	Kameron McGusty	17-10	478	28.1	68-158	.430	19-59	.322	27-37	.730	8	47	55	3.2	24	0	20	45	3	6	182	10.7
02	Isaiah Wong	20-12	497	24.9	63-146	.432	14-38	.368	55-68	.809	27	46	73	3.7	35	0	18	41	8	13	195	9.8
14	Rodney Miller	19-18	480	25.3	62-109	.569	0-1	.000	27-42	.643	38	76	114	6.0	43	0	6	15	14	13	151	7.9
05	Harlond Beverly	20-5	430	21.5	57-147	.388	7-48	.146	26-33	.788	8	41	49	2.5	31	0	45	48	5	16	147	7.4
21	Sam Waardenburg	19-13	547	28.8	33-90	.367	7-35	.200	31-41	.756	28	79	107	5.6	32	1	21	20	20	13	104	5.5
04	Keith Stone	13-8	324	24.9	22-70	.314	6-31	.194	12-15	.800	21	47	68	5.2	34	1	14	12	9	16	62	4.8
11	Anthony Walker	15-0	202	13.5	22-54	.407	2-14	.143	13-16	.813	18	22	40	2.7	25	0	2	8	8	7	59	3.9
15	Willie Herenton	7-0	17	2.4	3-5	.600	1-2	.500	2-2	1.000	0	2	2	0.3	1	0	1	1	0	2	9	1.3
13	Filippos Gkogkos	5-0	10	2.0	0-3	.000	0-0	.000	0-0	.000	1	0	1	0.2	0	0	0	0	0	1	0	0.0
22	Deng Gak	1-0	12	12.0	0-0	.000	0-0	.000	0-1	.000	0	2	2	2.0	0	0	0	1	2	2	0	0.0
Team											38	36	74				12					
Total.....		20	4153		491-1201	.409	126-446	.283	277-355	.780	203	505	708	35.4	289	3	183	256	75	113	1385	69.2
Opponents.....		20	4150		571-1278	.447	150-424	.354	209-292	.716	236	543	779	39.0	339	-	312	243	95	136	1501	75.1

TEAM STATISTICS	UM	OPP	Date	Opponent	Score	Att.
SCORING	1385	1501	* 11/05/19	#5 LOUISVILLE	L 74-87	7576
Points per game	69.2	75.1	* 12/31/19	at Clemson	Wot 73-68	5549
Scoring margin	-5.8	-	* 01/04/20	#2 DUKE	L 62-95	7049
FIELD GOALS-ATT	491-1201	571-1278	* 01/07/20	at #13/11 Louisville	L 58-74	14980
Field goal pct	.409	.447	* 01/12/20	PITTSBURGH	W 66-58	6387
3 POINT FG-ATT	126-446	150-424	* 01/15/20	at NC State	L 63-80	15801
3-point FG pct	.283	.354	* 01/18/20	#9 FLORIDA STATE	Lot 79-83	6212
3-pt FG made per game	6.3	7.5	* 01/21/20	at #8 Duke	L 59-89	9314
FREE THROWS-ATT	277-355	209-292	* 01/25/20	at North Carolina	L 71-94	21125
Free throw pct	.780	.716	* 01/28/20	VIRGINIA TECH	W 71-61	5197
F-Throws made per game	13.9	10.5	* 02/02/20	at Pittsburgh	L 57-62	9759
REBOUNDS	708	779	* 02/05/20	NC STATE	L 72-83	5164
Rebounds per game	35.4	39.0	* 02/08/20	at #8 Florida State	L 81-99	11500
Rebounding margin	-3.5	-	* 02/12/20	BOSTON COLLEGE	W 85-58	5465
ASSISTS	183	312	* 02/15/20	WAKE FOREST	W 71-54	5360
Assists per game	9.2	15.6	* 02/19/20	at Virginia Tech	Wo3 102-95	8428
TURNOVERS	256	243	* 02/23/20	at Notre Dame	L 71-87	7351
Turnovers per game	12.8	12.2	* 02/29/20	at Georgia Tech	L 57-63	6681
Turnover margin	-0.6	-	* 03/04/20	#22 VIRGINIA	L 44-46	5318
Assist/turnover ratio	0.7	1.3	* 03/07/20	SYRACUSE	Wot 69-65	6025
STEALS	113	136	* = Conference game			
Steals per game	5.7	6.8				
BLOCKS	75	95				
Blocks per game	3.8	4.8				
ATTENDANCE	59753	110488				
Home games-Avg/Game	10-5975	10-11049				
Neutral site-Avg/Game	-	0-0				

\* = Conference game

Score by Periods	1st	2nd	OT	OT2	OT3	Totals
Miami	622	704	41	6	12	1385
Opponents	717	737	36	6	5	1501



## Miami Combined Team Statistics (as of Mar 11, 2020)

### All games

RECORD:	OVERALL	HOME	AWAY	NEUTRAL
ALL GAMES	15-16	9-5	4-8	2-3
CONFERENCE	7-13	5-5	2-8	0-0
NON-CONFERENCE	8-3	4-0	2-0	2-3

#	Player	gp-gs	min	avg	Total		3-Point		F-Throw		Rebounds				pf	dq	a	to	blk	stl	pts	avg
					fg-fga	fg%	3fg-fga	3fg%	ft-fa	ft%	off	def	tot	avg								
00	Chris Lykes	26-24	780	30.0	140-324	.432	51-134	.381	70-86	.814	10	45	55	2.1	68	1	62	54	7	28	401	15.4
01	DJ Vasiljevic	31-31	1049	33.8	138-338	.408	73-212	.344	60-68	.882	10	120	130	4.2	41	0	32	27	2	18	409	13.2
23	Kameron McGusty	28-21	824	29.4	130-299	.435	38-116	.328	51-68	.750	13	98	111	4.0	35	0	44	64	5	19	349	12.5
02	Isaiah Wong	31-13	657	21.2	79-190	.416	19-51	.373	63-76	.829	33	59	92	3.0	43	0	32	52	11	15	240	7.7
05	Harlond Beverly	31-5	617	19.9	85-210	.405	14-64	.219	40-54	.741	11	60	71	2.3	48	0	71	69	6	21	224	7.2
14	Rodney Miller	30-28	723	24.1	92-160	.575	0-1	.000	32-53	.604	57	108	165	5.5	68	0	14	21	22	19	216	7.2
21	Sam Waardenburg	30-24	848	28.3	61-148	.412	13-52	.250	41-60	.683	49	132	181	6.0	53	1	31	34	33	23	176	5.9
04	Keith Stone	18-9	421	23.4	31-89	.348	7-37	.189	20-26	.769	27	56	83	4.6	50	2	17	17	12	19	89	4.9
11	Anthony Walker	25-0	308	12.3	32-79	.405	3-19	.158	15-23	.652	23	30	53	2.1	31	0	5	15	17	13	82	3.3
22	Deng Gak	7-0	84	12.0	5-8	.625	0-0	.000	2-6	.333	4	10	14	2.0	7	0	1	2	4	4	12	1.7
15	Willie Herenton	11-0	28	2.5	3-7	.429	1-4	.250	2-2	1.000	0	2	2	0.2	2	0	1	2	0	3	9	0.8
13	Filippos Gkogkos	7-0	14	2.0	0-3	.000	0-0	.000	0-0	.000	1	2	3	0.4	1	0	0	0	0	1	0	0.0
Team											54	55	109					17				
Total.....		31	6353		796-1855	.429	219-690	.317	396-522	.759	292	777	1069	34.5	447	4	310	374	119	183	2207	71.2
Opponents.....		31	6350		862-1945	.443	229-675	.339	317-445	.712	364	831	1195	38.5	505	-	471	384	134	191	2270	73.2

TEAM STATISTICS			UM	OPP	Date	Opponent	Score	Att.						
SCORING			2207	2270	*	11/05/19	#5 LOUISVILLE	L	74-87	7576				
Points per game			71.2	73.2		11/08/19	FLORIDA ATLANTIC	W	74-60	5168				
Scoring margin			-2.0	-		11/12/19	at UCF	W	79-70	7514				
FIELD GOALS-ATT			796-1855	862-1945		11/16/19	QUINNIPIAC	W	80-52	4882				
Field goal pct			.429	.443	#	11/21/19	vs Missouri State	W	74-70	2914				
3 POINT FG-ATT			219-690	229-675	#	11/22/19	vs Florida	L	58-78	3245				
3-point FG pct			.317	.339	#	11/24/19	vs UConn	L	55-80	3122				
3-pt FG made per game			7.1	7.4	+	12/02/19	at Illinois	W	81-79	11819				
FREE THROWS-ATT			396-522	317-445		12/14/19	ALABAMA A&M	W	88-74	4649				
Free throw pct			.759	.712	&	12/17/19	vs Temple	W	78-77	5064				
F-Throws made per game			12.8	10.2		12/21/19	COPPIN STATE	W	91-60	4963				
REBOUNDS			1069	1195	*	12/31/19	at Clemson	Wot	73-68	5549				
Rebounds per game			34.5	38.5	*	01/04/20	#2 DUKE	L	62-95	7049				
Rebounding margin			-4.1	-	*	01/07/20	at #13/11 Louisville	L	58-74	14980				
ASSISTS			310	471	*	01/12/20	PITTSBURGH	W	66-58	6387				
Assists per game			10.0	15.2	*	01/15/20	at NC State	L	63-80	15801				
TURNOVERS			374	384	*	01/18/20	#9 FLORIDA STATE	Lot	79-83	6212				
Turnovers per game			12.1	12.4	*	01/21/20	at #8 Duke	L	59-89	9314				
Turnover margin			+0.3	-	*	01/25/20	at North Carolina	L	71-94	21125				
Assist/turnover ratio			0.8	1.2	*	01/28/20	VIRGINIA TECH	W	71-61	5197				
STEALS			183	191	*	02/02/20	at Pittsburgh	L	57-62	9759				
Steals per game			5.9	6.2	*	02/05/20	NC STATE	L	72-83	5164				
BLOCKS			119	134	*	02/08/20	at #8 Florida State	L	81-99	11500				
Blocks per game			3.8	4.3	*	02/12/20	BOSTON COLLEGE	W	85-58	5465				
ATTENDANCE			79415	164975	*	02/15/20	WAKE FOREST	W	71-54	5360				
Home games-Avg/Game			14-5672	12-10818	*	02/19/20	at Virginia Tech	Wo3	102-95	8428				
Neutral site-Avg/Game			-	5-7031	*	02/23/20	at Notre Dame	L	71-87	7351				
					*	02/29/20	at Georgia Tech	L	57-63	6681				
Score by Periods			1st	2nd	OT	OT2	OT3	Totals	*	03/04/20	#22 VIRGINIA	L	44-46	5318
Miami			1004	1144	41	6	12	2207	*	03/07/20	SYRACUSE	Wot	69-65	6025
Opponents			1045	1178	36	6	5	2270	^	03/11/20	vs Clemson	L	64-69	20809

\* = Conference game  
# = Charleston Classic (Charleston, S.C.)  
+ = Big Ten/ACC Challenge (Champaign, Ill.)  
& = Air Force Reserve Basketball Hall of Fame Invitational (Brooklyn, N.Y.)  
^ = ACC Tournament (Greensboro, N.C.)