



WOMEN'S BASKETBALL

2020-21 Game Notes

SID: Kylie Magar, Assistant Director of Athletic Communications • kmagar@fau.edu • C: 425-647-9584

FAU • Department of Athletics • 777 Glades Rd • Boca Raton, FL 33431

Game Information

Date.....Thursday, Dec. 3, 2020
Time.....7:30 p.m. (Eastern)
Location.....Coral Gables, Fla.
Arena.....Watsco Center
TV.....ACC Network Extra
Online.....ACC Network Extra
PxP.....Alex Schwartz
Stats.....fausports.com
Twitter.....@FAUWBB
Instagram.....@FAUWBB

Game
2

FAU at Miami

Florida Atlantic

1-0 (0-0 C-USA)
H: 1-0 | A: 0-0



Miami

2-0 (0-0 ACC)
H: 2-0 | A: 0-0



Last game: W, 93-81 vs. North Florida
Nov. 30

Last game: W, 81-39 vs. North Florida
Nov. 28

Head coach: Jim Jabir
(Nazareth, '84)

Head coach: Katie Meier
(Duke, '90)

Overall: 504-435 (33rd season)
At FAU: 32-57 (fourth season)

Overall: 370-232 (20th season)
At UM: 294-187 (16th season)

Series History

Overall.....0-17
Home.....0-4
Away.....0-13
Neutral.....0-0
Streak.....L17
Last Meeting Score.....76-61
LM Location.....Coral Gables, Fla.
LM Date.....Nov. 23, 2012

2020-21 SCHEDULE

Date	Opponent	Time/Result
11/30	vs. North Florida	W, 93-81
12/3	at Miami	7:30 p.m.
12/7	at Florida	8 p.m.
12/18	vs. Florida Memorial	5 p.m.
1/1	at Middle Tennessee*	7 p.m.
1/2	at Middle Tennessee*	5 p.m.
1/8	vs. Old Dominion*	5 p.m.
1/9	vs. Old Dominion*	2 p.m.
1/15	vs. FIU*	2 p.m.
1/16	at FIU*	TBA
1/22	at Charlotte*	TBA
1/23	at Charlotte*	TBA
1/29	vs. Marshall*	5 p.m.
1/30	vs. Marshall*	2 p.m.
2/5	at WKU*	TBA
2/6	at WKU*	TBA
2/12	vs. UTSA	5 p.m.
2/13	vs. UTSA*	2 p.m.
2/19	at UTEP*	8 p.m.
2/20	at UTEP*	3 p.m.
2/26	vs. Southern Miss*	5 p.m.
2/27	vs. Southern Miss*	2 p.m.
3/10-13	Conference USA Championships	

Home games in bold
* Conference USA game

All times EST

About the Owls

- FAU is coming off a season opening win against North Florida on Monday night, 93-81. The Owls claimed that victory behind all five starters scoring double digits and reached 90+ points for the first time since 2018 when the Owls dropped 99 points at UTSA
- Head coach Jim Jabir is in his fourth season at the helm with his 2020-21 team being made up of 13 returners and four newcomers. Out of the 13 returners, four of those Owls were everyday starters during the 2019-20 season
- This year's team is comprised of one redshirt freshman, eight sophomores, six juniors, one senior and one graduate student
- Allie Tylka leads the Owls after one game with 19 PPG. Iggy Allen follows with 18 PPG, 9 RPG, 4 APG and 3 SPG. Astou Gaye is the leading rebounder (13 RPG), while Alexa Zaph leads the pack in assists (5 APG)

Owl Updates

- The Owls were picked to finish 10th in C-USA, as voted on by the league's head coaches
- FAU is coming off the 2019-20 season with a 13-17 record (7-11 C-USA), having tied for eighth with Southern Miss and Marshall in the conference standings. FAU played as the 10th seed (following tiebreaker rules) at the conference tournament
- FAU welcomes four first-year members to the squad, two of which are eligible to play in 2020-21. Iggy Allen is a graduate transfer from Miami and Bre Beck is a junior college transfer from Wabash Valley
- USF transfer Janeta Rozentale and Boise State transfer Sofia Galerón are now eligible for the 2020-21 season after sitting out last year due to NCAA transfer rules
- Each player on the roster saw time on a collegiate basketball court at some point in their career

Series History

- Thursday night will be the 18th meeting between the two teams
- FAU is looking for its first program win over the Canes, trailing in the series, 0-17
- The last time the two teams squared off was in 2012 at the UM Thanksgiving Tournament. Miami won that game 76-61
- FAU is 0-4 at home and 0-13 away in the series

Last Starting Five



#00
Astou Gaye

GP/GS: 1/1

PPG: 11.0

RPG: 13.0

APG: 1.0

MPG: 20.0



#2
Iggy Allen

GP/GS: 1/1

PPG: 18.0

RPG: 9.0

APG: 4.0

MPG: 31.0



#3
Lotta Vehka-Aho

GP/GS: 1/1

PPG: 14.0

RPG: 2.0

APG: 3.0

MPG: 24.0



#12
Allie Tylka

GP/GS: 1/1

PPG: 19.0

RPG: 3.0

APG: 1.0

MPG: 22.0



#34
Alexa Zaph

GP/GS: 1/1

PPG: 11.0

RPG: 5.0

APG: 5.0

MPG: 22.0



GAME NOTES

Miscellaneous Stats

Largest Non-Conference Win

Under Jabir: 44 points, vs. Siena (11/19/19)
2020-21: 12 points, vs. North Florida (11/30/20)

Largest Conference Win

Under Jabir: 34 points, at UTSA (1/25/18)
2020-21: N/A

Largest Loss

Under Jabir: 43 points at Tulane (11/28/18)
20-21: N/A

Largest Halftime Lead

FAU 10 points: 40-30 vs. North Florida
Opponent N/A

Points in a Half

FAU
Most: 53 points, vs. North Florida
Least: 40 points, vs. North Florida

Opponent

Most: 51 points, North Florida
Least: 30 points, North Florida

Quarters

FAU
Highest Points Total 27, vs. North Florida
Lowest Points Total 16, vs. North Florida
Highest FG Percentage 50.0, vs. North Florida
Lowest FG Percentage 31.3, vs. North Florida

Opponent

Highest Points Total 34, North Florida
Lowest Points Total 16, North Florida
Highest FG Percentage 43.8, North Florida
Lowest FG Percentage 20.0, North Florida

Team Season Highs

Points 93, vs. North Florida
FG% 42.9, vs. North Florida
FGs made 33, vs. North Florida
3-point FG% 29.0, vs. North Florida
3-point FGs made 9, vs. North Florida
FT% 75.0, vs. North Florida
FTs made 18, vs. North Florida
FTs attempted 24, vs. North Florida
Rebounds 53, vs. North Florida
Assists 19, vs. North Florida
Steals 6, vs. North Florida
Blocks 4, vs. North Florida

Team Season Lows

Points 93, vs. North Florida
FG% 42.9, vs. North Florida
3-point FG% 29.0, vs. North Florida
FT% 75.0, vs. North Florida
Rebounds 53, vs. North Florida
Turnovers 15, vs. North Florida

Stat Comparison

FAU	UM
93.0	77.5
81.0	48.5
42.9	43.0
.369	34.0
.290	32.0
9.0	7.0
.750	76.0
53.0	48.0
11.3	15.5
19.0	13.0
1.0	-4.5
6.0	8.0
4.0	2.5

Scouting Miami

- Miami was picked to finish 10th in the Atlantic Coast Conference, as voted on by the league's head coaches. The blue ribbon panel have the Canes rounding out in 11th
- Miami is also coming off a win over North Florida, beating the Ospreys 81-39 on Saturday night at the Watsco Center
- The Canes are 2-0 after wins over Jacksonville (74-58) and UNF. UM is coming off a 15-15 record last season, losing to Clemson in the opening round of the ACC Tournament, 71-56
- **Kelsey Marshall** is the Canes' leading scorer with 17.5 PPG
- **Destiny Harden** (14.0 PPG) and **Moulayna Johnson Sid** (11.5 PPG) follow while **Brianna Jackson** leads the team in rebounds with 8.5 RPG

Last Time Out

- The Owls took down North Florida in FAU's home opener, 93-81
- Each of FAU's five starters reached double digits in scoring
- **Allie Tylka** led the team with a career-high 19 points
- **Iggy Allen** had an impressive debut for the Owls with a career-high 18 points, nine rebounds, four assists and three steals
- **Astou Gaye** tallied her fourth career double-double in the final minute of the game (11 points and 13 rebounds), while **Alexa Zaph** dashed in five assists with her 11 points
- **Janeta Rozentale** tallied six points, nine boards and two blocks in her Owl debut
- The Owls outrebounded the Ospreys 53-40 and 19 assists compared to UNF's 12

Homecoming for Iggy

- **Iggy Allen** is a graduate transfer from Miami and will be making her return to the Watsco Center on Thursday (in a different colored uniform of course)
- Already reached career-high numbers in scoring (18), rebounds (9), assists (4) and steals (3) vs. UNF
- The South Florida native played 12 games for the Canes last season, tallying a season-high nine points and five boards against Louisville
- Began her collegiate career at Mississippi State, where she played in 20 games to help the Bulldogs reach the NCAA Championship title game in 2017
- No. 43 overall player in 2016 recruiting class, including fourth-best Floridian

Back Like She Never Left

- **Lotta Vehka-Aho** started in her first game on Monday night since Feb. 15 and came out with force, scoring 14 points and tallying three assists, while being on a minutes restriction
- Averaged 12.6 PPG (T-15th in C-USA), while leading the team in assists (62) and minutes per game (33.5) in 2019-20
- Had to miss final six games of the season due to injury after starting in each of the 24 games she appeared in
- The Finland product was seventh in free throw percentage (.830) in C-USA and sunk 73 free throws, an FAU freshman record
- Two-time C-USA Freshman of the Week
- Cashed in on a buzzer-beater to elevate the Owls to a 64-63 victory at Hampton and later followed that up with a game-tying layup against North Texas to send the game into a second overtime period and eventually an 84-78 win

Going Out With a Bang

- The lone true senior on the squad in **Astou Gaye** is coming off a double-double against UNF (11 points and 13 rebounds)
- Has four career double-doubles
- **Gaye** is coming off her junior year, having averaged 8.7 PPG and 5.8 RPG in addition to league-play stats, where she averaged 9.5 PPG and 6.1 RPG
- Most accurate 3-point shooter on the team, shooting 33.0 percent from beyond the arc in 2019-20

Elevating Their Game

- Prior to Monday night, **Allie Tylka's** career-

Situational Records

Under Jabir 2020-21

At home	23-25	1-0
On the road	9-29	0-0
In overtime	3-1	0-0

On Mondays	2-0	1-0
On Tuesdays	1-1	0-0
On Wednesdays	0-10	0-0
On Thursdays	6-17	0-0
On Fridays	7-3	0-0
On Saturdays	10-24	0-0
On Sundays	6-2	0-0

In November	10-11	1-0
In December	6-9	0-0
In January	8-15	0-0
In February	6-14	0-0
In March	2-6	0-0

When leading after the first quarter	25-13	1-0
When trailing after the first quarter	6-42	0-0
When tied after the first quarter	1-1	0-0

When leading at halftime	25-10	1-0
When trailing at halftime	6-46	0-0
When tied at halftime	1-0	0-0

When leading after the third quarter	26-4	1-0
When trailing after the third quarter	5-52	0-0
When tied after the third quarter	0-0	0-0

When leading with five minutes left	27-2	12-0
When trailing with five minutes left	4-52	0-0
When tied with five minutes left	1-2	0-0

When outrebounding opponents	23-14	1-0
When being outrebounded	8-48	0-0
Equal rebounds	1-0	0-0

Shooting 50% or better	4-0	0-0
Shooting 40-49%	16-14	1-0
Shooting 30-39%	11-35	0-0
Shooting below 30%	1-7	0-0
Allowing 50% or better	0-15	0-0
Allowing 40-49%	4-27	0-0
Allowing 30-39%	21-13	1-0
Holding to below 30%	7-0	0-0

Scoring <50 points	0-9	0-0
Scoring 50-59 points	2-20	0-0
Scoring 60-69 points	9-21	0-0
Scoring 70-79 points	8-6	0-0
Scoring 80-89 points	10-0	0-0
Scoring >90 points	3-0	1-0
Holding opponents <50 points	5-0	0-0
Allowing 50-59 points	9-4	0-0
Allowing 60-69 points	9-17	0-0
Allowing 70-79 points	8-13	0-0
Allowing 80-89 points	1-16	1-0
Allowing >90 points	0-6	0-0

When FAU has more turnovers	14-38	0-0
When opponent has more turnovers	16-11	1-0
Equal amount of turnovers	2-7	0-0

When starting:
Gaye/Allen/Vehka-Aho/Tylka/Zaph 1-0



GAME NOTES

Streaks

Overall.....	W1
Home.....	W2
Road.....	L2

Consecutive Games w/ a 3-Pt FG

Team.....	313*
Allie Tylka.....	5
Astou Gaye.....	3
Iggy Allen.....	1
Lotta Vehka-Aho.....	1
Alexa Zaph.....	1

*Dates back to 12/30/09 vs. Ga. Southern

Consecutive double-digit scoring

Iggy Allen.....	1
Astou Gaye.....	1
Allie Tylka.....	1
Lotta Vehka-Aho.....	1
Alexa Zaph.....	1

Consecutive starts

Astou Gaye.....	28
Allie Tylka.....	4
Iggy Allen.....	1
Lotta Vehka-Aho.....	1
Alexa Zaph.....	1

Consecutive games played

Astou Gaye.....	30
Amber Gaston.....	11
Alexa Zaph.....	9
Allie Tylka.....	8
Tanyia Gordon.....	2
Iggy Allen.....	1
Bre Beck.....	1
Grace Collins.....	1
Sofia Galeron.....	1
Janeta Rozentale.....	1
Lotta Vehka-Aho.....	1

Benchmark Games

Double-digit scoring	
FAU Career	20-21
Iggy Allen.....	1
Astou Gaye.....	12
Allie Tylka.....	1
Lotta Vehka-Aho.....	17
Alexa Zaph.....	5
Juliette Gauthier.....	34
Amber Gaston.....	10
Tanyia Gordon.....	5
Glenisha Harkless.....	5
Nikola Ozola.....	3

20+ points scoring

Juliette Gauthier.....	6	0
Lotta Vehka-Aho.....	4	0
Astou Gaye.....	1	0
Tanyia Gordon.....	1	0
Amber Gaston.....	1	0

Double-doubles

FAU Career	20-21	
Astou Gaye.....	4	1
Juliette Gauthier.....	7	0

10+ rebounds

FAU Career	20-21	
Astou Gaye.....	4	1
Juliette Gauthier.....	8	0
Amber Gaston.....	2	0

15+ rebounds

FAU Career	20-21	
Juliette Gauthier.....	1	0
Astou Gaye.....	1	0

5+ Assists

FAU Career	20-21	
Alexa Zaph.....	2	1
Lotta Vehka-Aho.....	5	0
Glenisha Harkless.....	3	0
Juliette Gauthier.....	3	0
Nikola Ozola.....	2	0

3+ Blocks

FAU Career	20-21	
Amber Gaston.....	4	0
Astou Gaye.....	3	0

high in points was nine. She doubled that on Monday, as she led the Owls with 19 points with three 3-pointers

- **Tylka** has started in the Owls last four contests (dating back to last season)
- Starting point guard **Alexa Zaph** tallied 11 points and added five assists against UNF. This marked her fifth career double digit scoring game
- The Jupiter, Florida native started for the first time since the Owls' second game of the season last year at Hampton

The Time Has Finally Come

- **Janeta Rozentale** (USF transfer) and **Sofia Galeron** (Boise State transfer) are now eligible to compete in an Owl uniform after having to sit out last season due to NCAA transfer rules
- **Rozentale** made her first Owl appearance on Monday, tallying six points, nine rebounds and two blocks
- **Galeron** pulled down three rebounds, while adding two assists and a block against UNF

World Exposure Rankings

- Junior college transfer **Bre Beck** was named No. 71 on the World Exposure 2020 Report Juco rankings
- Tallied seven points, three rebounds and two assists vs. UNF
- Averaged 11.3 PPG for a 47.9 shooting percentage and 5.8 assists per game at Wabash Valley last season

Offensive Rebounds

- After one game, the Owls lead Conference USA in offensive rebounds per game (21.0), which is also ninth in the NCAA

Home Court Advantage

- The Owls are four home game victories away from 300 wins on FAU's home court

Pass the Ball!

- The Owls recorded 19 assists on Monday night, which almost matched FAU's season-high in assists last season (20 at UTSA)
- FAU is third in assists per game and first in assist/turnover ratio (1.27) in C-USA

Change in C-USA Schedule Format

- The team will play a new 18-game season format for C-USA play to focus on the health and safety of the student-athletes, coaches and staff
- FAU will play two games on consecutive days per visit at four different C-USA schools (Middle Tennessee, Charlotte, WKU & UTEP), host four select teams (Old Dominion, Marshall, UTSA & Southern Miss) and play a one-time home and away series with FIU
- The top 12 teams will receive an invite to the C-USA Championships hosted at The Star in Frisco, Texas for the fourth consecutive year

Staff Updates

- **Terry Primm** was elevated to associate head coach during the offseason. He is in his fourth season on staff, being an assistant coach for the previous three
- **Arienne Stinson** was promoted to assistant coach/recruiting coordinator during the offseason. Stinson was previously the director of basketball operations for the Owls for the previous three seasons on Jabir's staff
- **Lisa Phillips** has joined the staff as the volunteer director of basketball operations. Phillips joins FAU after serving as the head women's basketball coach at Regent University

The Big 500

- Head coach **Jim Jabir** earned his 500th career win in a 64-61 overtime victory over FIU on Feb. 8 last season
- Jabir became the 74th women's collegiate basketball coach to achieve 500 wins
- He is also one of 36 active DI women's basketball coaches with 500 or more wins

On the Up and Up

- 2018-19 -> 57.0 PPG (last C-USA, 310th NCAA), 347 free throws made (10th in C-USA, 211th NCAA), 36.3 rebounds per game (10th C-USA, 218th NCAA), 14.9 turnovers forced per game (7th C-USA, 233rd NCAA)
- 2019-20 -> 66.3 PPG (8th C-USA, 155th NCAA), 431 free throws made (1st C-USA, 34th NCAA), 38.1 rebounds per game (8th C-USA, 142nd NCAA), 18 turnovers forced per game (4th C-USA, 65th NCAA)

Age is Just a Number

- Nine out of the 17 players on FAU's roster are underclassmen
- The team has no true freshmen

Owls Represented Across the World

- Five Owls had the chance to play with their respective country at the 2019 European Championship
- **Nikola Ozola** and **Janeta Rozentale** (Latvia), **Lotta Vehka-Aho** (Finland), **Sofia Galeron** (Spain) and **Rita Pleskevich** (Russia) played in their respective age groups. **Astou Gaye** (France) was invited, but had to decline the offer due to injury
- **Vehka-Aho** won MVP honors at the tournament after averaging 18.5 points and 3.5 assists per game
- **Ozola** and **Rozentale** led Latvia to a 10th place finish with

Quick Facts

City.....	Boca Raton, Fla.
Founded.....	1961
Enrollment.....	31,000
Nickname.....	Owls
Colors.....	Blue and Red
Basketball Arena.....	FAU Arena "The Burrow"
Conference.....	Conference USA
President.....	Dr. John Kelly
V.P. & Director of Athletics.....	Brian White
Website.....	FAUSports.com

Basketball History

First year.....	1984-85
First year as Division I.....	1994-95
Seasons played.....	36
All-time record.....	466-547
Division I record.....	304-471
C-USA Record (8 Seasons).....	35-85
Conference Titles.....	1 (A-SUN, 2006)
C-USA Tournament.....	0-6
NCAA Tournament Appearances.....	0-1
All-time home record.....	296-198
Best season record.....	23-6 (1990-91)
Best D-I record.....	20-11 (2005-06)
Conference titles.....	1 (A-Sun, 2006)
NCAA-T appearance.....	1 (2006)
NCAA-T record.....	0-1
WNIT record.....	0-1
Conference affiliations.....	Atlantic Sun 1994-2006 Sun Belt 2006-2013 Conference USA 2013-current

Coaching Staff

Head coach.....	Jim Jabir
Assistant coach.....	Terry Primm
Alma mater.....	Palm Beach Atlantic, 1997
Seasons.....	third season
Assistant coach.....	Otavio Battaglia
Alma mater.....	University of São Paulo ('04)
Seasons.....	first season
Assistant coach.....	Arienne Stinson
Alma mater.....	Concordia St. Paul, 2012
Seasons.....	fourth season
Director of Basketball Operations.....	Lisa Phillips
Seasons.....	first season
Athletic trainer.....	Dannie Burningham
S&C coach.....	Chris McCormick
Academic Advisor.....	Dasha Cherkasov

Pro Owls

- Alumna **Crystal Primm** signed a pro deal with Iruurgi Saski Boloia in Spain
- **Ali Gorrell** (2013-16) signed a pro deal with the Newcastle Eagles in the British Basketball League, as she enters her fifth year playing at the professional level

Double Trouble

- **Juliette Gauthier** captured six of her seven career double-doubles a season ago
- **Astou Gaye** cashed in on three double-doubles in 2019-20



GAME NOTES

Ozola averaging 7.3 points and 3.5 rebounds per game through seven games and **Rozentale** putting up six points and 7.6 boards per game

- **Pleskevich** is a 2017 FIBA U19 World Cup gold medalist after beating the U.S. 86-82 in the championship game

2019-20 Year in Review

- The Owls finished the season with a 13-17 record (7-11 C-USA) to tie for eighth in the C-USA standings and receive a No. 10 seed to the C-USA tournament
- FAU sported one of the youngest teams in the country with 15 underclassmen
- **Crystal Primm** earned a spot on the C-USA All-Conference Second Team after leading the team in points (15.4 PPG) and rebounds (8.0 RPG)
- **Lotta Vehka-Aho** scored 12.6 PPG as a freshman and started in all 24 games before missing the final six due to injury
- **Juliette Gauthier** was the third Owl to average double digits, averaging 11.0 PPG and 7.2 RPG, which was the 11th best mark in C-USA
- **Jim Jabir** achieved his 500th career victory after a 64-61 OT win at FIU
- The Owls finished the season with 211 3-pointers made, which was the third most in program history along with a 71.7 free throw percentage, the fourth best mark

Last time it happened...

Individual

Scored 25+ points.....	26, Tanyia Gordon vs. FIU 2/20/20
Scored 30+ points.....	30, Crystal Primm at UAB 1/18/20
Scored 40+ points.....	46, Yolanda Griffith at W. Ga. 1/22/93
Made 10+ field goals.....	11, Tanyia Gordon vs. FIU 2/20/20
Made 20+ field goals.....	21, Yolanda Griffith at W. Ga. 1/22/93
Attempted 20+ field goals.....	20, Iggy Allen vs. UNF 1/30/20
Made 10+ threes.....	11, Kat Wright at Charlotte 1/30/16
Made 10+ free throws.....	10, Crystal Primm vs. Southern Miss 2/13/20
Made 15+ free throws.....	15, Brittany Bowe vs. MTSU 2/23/08
Attempted 15+ free throws.....	18, Ali Gorrell at USM 1/14/16
Had 15+ rebounds.....	18, Crystal Primm vs. Marshall 3/7/20
Had 10+ assists.....	11 Malia Kency vs. St. Francis 11/24/17
Had consecutive double-doubles.....	2, Juliette Gauthier vs. WKU & at Old Dominion 2/26/20

Team

Scored 90+ points.....	93 vs. North Florida 11/30/20
Scored 95+ points.....	99 at UTSA 1/25/18
Scored 100+ points.....	111 vs. Webber 12/6/14
Made 35+ field goals.....	37 vs. Webber 12/6/14
Made 15+ three pointers.....	17 vs. Marshall 1/7/16
Made 30+ free throws.....	32 vs. Florida Memorial 1/16/13
Made 25+ free throws.....	25 at FIU 2/8/20
Made 20+ free throws.....	21 vs. Southern Miss 2/13/20
Had 50+ rebounds.....	53 vs. North Florida 11/30/20
Had 20+ assists.....	20 at UTSA 1/2/20
Had 15+ steals.....	18 vs. Rice 1/9/20
Had 20+ steals.....	33 vs. Florida Memorial 11/11/13
Had 30+ steals.....	33 vs. Florida Memorial 11/16/13
Two players with a double-double in a game.....	at Middle Tennessee 1/16/20
Three players with a double-double in a game.....	vs. North Texas 1/11/20
Two players with 20-or-more points.....	vs. Louisiana Tech 2/15/20
Three players with 20-or-more points.....	at UTSA 1/25/18
Four player scoring in double figures.....	vs. North Florida 11/30/20

Stat Rankings

Team Category	Number	C-USA Rank	Nat'l Rank
Scoring offense	93.0 ppg	1st	19th
Scoring defense	81.0 ppg	8th	-
Scoring margin	12.0	5th	-
Free throw %	.750	4th	-
Free throw attempts	24	7th	-
Free throws made	18	7th	-
Field goal %	.429	4th	-
Field goal % defense	.369	6th	-
3-pt. FG %	.290	5th	-
3-pt. FG % defense	.368	9th	-
3-pt. FG made	9	5th	-
3-pt. FG made/gm	9.0	1st	22nd
3-pt FG attempts	31	5th	-
Total Rebounds	53	7th	-
Rebounding offense (avg.)	53.0	1st	11th
Rebounding defense (avg.)	40.0	7th	-
Rebounding margin	13.0	2nd	33rd
Blocked shots	4	4th	-
Blocked shots/gm	4.0	2nd	-
Assists	19	8th	-
Assists/gm	19.0	3rd	29th
Steals	6	9th	-
Steals/gm	6.0	7th	-
Fewest turnovers	15	1st	-
Turnovers/gm	15.0	1st	31st
Turnover margin	1.0	3rd	-
Assist/Turnover ratio	1.27	1st	43rd
Turnovers forced	16	9th	-
Offensive rebounds/gm	21.0	1st	8th
Defensive rebounds/gm	32.0	4th	-
Defensive rebound %	.727	4th	-
Offensive rebound %	.429	1st	-
Fewest fouls	27	5th	-

Individual

Category	Number	C-USA Rank	Nat'l Rank
Allie Tylka			
3PT/gm	3.0	2nd	-
Points/gm	19.0	3rd	-
FG%	.571	5th	-
3PT FG%	.429	6th	-
Iggy Allen			
Steals/gm	3.0	3rd	-
Points/gm	18.0	4th	-
Rebounds/gm	9.0	5th	-
3PT/gm	2.0	7th	-
Assists/gm	4.0	8th	-
Minutes/gm	31	9th	-
Assist TO Ratio	1.3	10th	-
Lotta Vehka-Aho			
FT%	1.000	1st	1st
3PT/gm	2.0	7th	-
Points/gm	14.0	12th	-
Astou Gaye			
Rebounds/gm	13.0	1st	11th
Off. Rebounds/gm	8.0	1st	1st
Doubles Doubles	1.0	1st	18th
Points/gm	11.0	22nd	-
Alexa Zaph			
FT%	1.000	1st	1st
Assists/gm	5.0	6th	-
Assist TO Ratio	1.7	8th	-
Points/gm	11.0	22nd	-
Janeta Rozentale			
Blocks/gm	2.0	3rd	-
Rebounds/gm	9.0	5th	-

Florida Atlantic Roster

No.	Name	Pos.	Ht.	Cl.	Hometown/Previous School
00	Astou Gaye	F	6-2	Sr.	Creteil, France/Gulf Coast State College
1	Rita Pleskevich*	G	5-8	R-Jr.	Moscow, Russia/Washington
2	Iggy Allen	G	5-11	Gr.	Pompano Beach, Fla./Miami
3	Lotta Vehka-Aho	G	5-6	So.	Vimpeli, Finland/Mäkelänrinne Sports Helsinki Basketball Acad.
4	Bre Beck	G	5-8	Jr.	Chicago, Ill./Wabash Valley
5	Nikola Ozola	G	5-7	So.	Jurmala, Latvia/Pumpuru
10	Glenisha Harkless	G	6-0	Jr.	Jacksonville, Fla./University Christian
11	Juliette Gauthier	G/F	6-1	Jr.	Blainville, Quebec, Canada/Montmorency College
12	Allie Tylka	G	6-0	So.	Wauconda, Ill./Wauconda
13	Grace Collins	F	5-11	So.	Rockaway Beach, N.Y./The Mary Louis Academy
15	Sofia Galeron	F	6-2	R-Jr.	Burgos, Spain/Boise State
23	Tanyia Gordon	G	5-9	So.	Plant City, Fla./Tampa Catholic
30	Janeta Rozentale	F	6-0	R-So.	Dobeles, Latvia/USF
31	Tori Abelson	G	5-9	So.	Doylestown, Penn./Central Bucks West
32	Amber Gaston	F	6-2	Jr.	Vicksburg, Miss./Warren Central
33	Kimia Carter*	G	5-10	R-Fr.	Chatanooga, Tenn./Stetson
34	Alexa Zaph	G	5-8	So.	Jupiter, Fla./Oxbridge Academy

C-USA Standings

1	Louisiana Tech	2-0
2	Rice	2-0
3	UTEP	2-0
4	Florida Atlantic	1-0
5	UAB	1-0
6	North Texas	1-1
7	UTSA	1-1
8	FIU	0-0
9	Marshall	0-0
10	Middle Tennessee	0-0
11	Southern Miss	0-0
12	Old Dominion	0-1
13	WKU	0-1
14	Charlotte	0-2

*Will sit out season due to NCAA transfer rules



OVERALL STATS

THE STAT CREW SYSTEM Fla. Atlantic Combined Team Statistics (as of Dec 01, 2020) All games

RECORD:	OVERALL	HOME	AWAY	NEUTRAL
ALL GAMES	1-0	1-0	0-0	0-0
CONFERENCE	0-0	0-0	0-0	0-0
NON-CONFERENCE	1-0	1-0	0-0	0-0

#	Player	gp-gs	min	Total			3-Point		F-Throw		Rebounds				pf	dq	a	to	blk	stl	pts	avg
				avg	fg-fga	fg%	3fg-fga	3fg%	ft-fga	ft%	off	def	tot	avg								
12	Allie Tylka	1-1	22	22.0	8-14	.571	3-7	.429	0-0	.000	0	3	3	3.0	2	0	1	1	0	1	19	19.0
02	Iggy Allen	1-1	31	31.0	7-20	.350	2-7	.286	2-3	.667	2	7	9	9.0	5	1	4	3	0	3	18	18.0
03	Lotta Vehka-Aho	1-1	24	24.0	4-8	.500	2-5	.400	4-4	1.000	1	1	2	2.0	1	0	3	0	1	1	14	14.0
00	Astou Gaye	1-1	20	20.0	5-12	.417	1-2	.500	0-0	.000	8	5	13	13.0	3	0	1	1	0	0	11	11.0
34	Alexa Zaph	1-1	22	22.0	3-6	.500	1-4	.250	4-4	1.000	0	5	5	5.0	5	1	5	3	0	0	11	11.0
04	Bre Beck	1-0	18	18.0	1-3	.333	0-1	.000	5-7	.714	0	3	3	3.0	2	0	2	0	0	1	7	7.0
30	Janeta Rozentale	1-0	27	27.0	3-4	.750	0-1	.000	0-2	.000	5	4	9	9.0	1	0	0	2	2	0	6	6.0
23	Tanyia Gordon	1-0	12	12.0	2-9	.222	0-3	.000	0-0	.000	1	1	2	2.0	5	1	1	1	0	0	4	4.0
32	Amber Gaston	1-0	8	8.0	0-0	.000	0-0	.000	3-4	.750	1	1	2	2.0	2	0	0	1	0	0	3	3.0
13	Grace Collins	1-0	0	0.0	0-0	.000	0-0	.000	0-0	.000	0	0	0	0.0	0	0	0	0	0	0	0	0.0
15	Sofia Galeron	1-0	16	16.0	0-1	.000	0-1	.000	0-0	.000	1	2	3	3.0	1	0	2	2	1	0	0	0.0
Team											2	0	2					1				
Total.....		1	200		33-77	.429	9-31	.290	18-24	.750	21	32	53	53.0	27	3	19	15	4	6	93	93.0
Opponents.....		1	200		24-65	.369	14-38	.368	19-31	.613	12	28	40	40.0	25	-	12	16	0	4	81	81.0

TEAM STATISTICS	FAU	OPP	Date	Opponent	Score	Att.
SCORING	93	81	11/30/20	NORTH FLORIDA	w 93-81	198
Points per game	93.0	81.0				
Scoring margin	+12.0	-				
FIELD GOALS-ATT	33-77	24-65				
Field goal pct	.429	.369				
3 POINT FG-ATT	9-31	14-38				
3-point FG pct	.290	.368				
3-pt FG made per game	9.0	14.0				
FREE THROWS-ATT	18-24	19-31				
Free throw pct	.750	.613				
F-Throws made per game	18.0	19.0				
REBOUNDS	53	40				
Rebounds per game	53.0	40.0				
Rebounding margin	+13.0	-				
ASSISTS	19	12				
Assists per game	19.0	12.0				
TURNOVERS	15	16				
Turnovers per game	15.0	16.0				
Turnover margin	+1.0	-				
Assist/turnover ratio	1.3	0.8				
STEALS	6	4				
Steals per game	6.0	4.0				
BLOCKS	4	0				
Blocks per game	4.0	0.0				
ATTENDANCE	198	0				
Home games-Avg/Game	1-198	0-0				
Neutral site-Avg/Game	-	0-0				

* - Conference game

Score by Periods	1st	2nd	3rd	4th	Totals
Fla. Atlantic	24	16	27	26	93
Opponents	20	10	17	34	81



Head Coach

Jim Jabir

Fourth Season

Nazareth College '84

Jim Jabir was named Florida Atlantic University's head women's basketball coach in April 2017. He joined the program as just the fifth head coach in the Owls' 37-year history. With a 503-435 overall record and 30 years as a head coach, Jabir is one of the nation's most experienced and winningest coaches.

Jabir reached a huge milestone in his coaching career during the 2019-20 season, earning his 500th career win. FAU took down in-state rival FIU in Miami after a 64-61 overtime victory to clinch the 500th feat. Jabir became the 74th women's collegiate basketball coach to achieve 500 wins and is also one of 36 active Division I women's basketball coaches with 500 or more victories.

During the 2019-20 season, Jabir led a squad consisting of 15 underclassmen. FAU took down former Sun Belt foe Little Rock (79-72) for the first time in school history after 10 previous meetings. In that game, Crystal Primm racked up a career-high 31 points and would go on to earn a nod to the Conference USA Second Team. Primm also became Jabir's first C-USA Player of the Week after she had a stellar three-game stretch. Primm ended the season sitting in the top-10 in C-USA in points per game (15.4) and rebounds per game (8.0), and was one of the best in the NCAA at getting to the free throw line, ending seventh in attempts (214) and 29th in makes (137) in the country. Jabir was instrumental in the development of freshman standout Lotta Vehka-Aho. The Finland product was named C-USA Freshman of the Week twice during the season.

Other accomplishments celebrated include beating Charlotte for the first time since 2015 (65-44), sweeping FIU for the first time since 2016 and achieving FAU's 300th Division I victory. The Owls put up the third most 3-pointers in a season in program history (211), which was fourth in the conference, while tallying the fourth best free throw percentage in school history (71.7).

In 2018-19, Jabir welcomed nine newcomers to Paradise, including eight true freshmen - the most of any NCAA D I team in the country that year. Freshman Juliette Gauthier led the team in scoring, averaging 11.2 points per game, making her the second leading freshmen scorer in C-USA. Gauthier was one of just two C-USA freshmen to rank in the top 20 in the league in rebounding and top 25 in scoring. Freshman Amber Gaston also had an impressive year for the Owls, averaging 7.7 points per game and 4.5 rebounds for Jabir. She shot 51 percent from the field, which was the best shooting percentage from a C-USA freshman.

In his first season at the helm of the FAU program, Jabir guided the Owls to a seventh-place finish in the conference, the program's best finish since joining the league in 2013. The nine-win record bump under his guidance was the fourth best turnaround in the country and the second best improvement under a coach in his/her first season with their respective programs. In just one season, Jabir and his staff put together one of the top rebounding teams in the country, averaging 42.3 boards per game. That rate was the highest in C-USA and 18th nationally. The team also led the conference in defensive rebounding, averaging 29 per game.

At the end of the season, the Owls finished in the top half of 11 different statistical categories in C-USA, including having the third highest scoring offense in the league despite losing over half of the offensive production from the previous season. FAU averaged 70.0 points per game in 2017-18, the highest by an Owl team since 2013-14 and up seven points from the previous season. The offensive production was thanks in part due to Jabir's trademark fast-paced offense and high volume three-point shooting. Under Jabir's coaching, senior Sasha Cedeño transformed her game to average 17.2 points per game and 8.0 rebounds per game. At the end of the season, Cedeño was honored as an All-Conference second team member.

Prior to joining FAU, the Brooklyn, New York native spent 13 seasons as the University of Dayton's head women's basketball coach and left as the program's all-time wins leader. Jabir tallied a 238-140 mark at UD. He led teams to six-consecutive NCAA appearances (2010, 2011, 2012, 2013, 2014 and 2015) - including guiding UD to the program's first NCAA Regional Final in 2015, two post-season Women's National Invitation appearances, three-consecutive Atlantic 10 Finals, the program's first A-10 Women's Basketball Tournament title in 2012, followed by the program's first A-10 Regular Season Championship title in 2013. Jabir led the Flyers to another A-10 Regular Season crown in 2014. Under his guidance, 27 players were named A-10 All-Conference performers while the Flyers undoubtedly enjoyed their program's most successful stint in modern day history.

The two-time A-10 Coach of the Year transformed the Flyer program from a 3-25 record in his first season to their highest national ranking at No. 11 in both the Associated Press and USA Today Coaches polls in 2013. In his last six seasons, UD accrued a 162-60 overall record (.730 winning percentage) and posted an 81-23 record (.779 winning percentage) in A-10 games.

In one of the program's most successful seasons, Jabir led the Flyers to the Elite Eight® in 2014-15 with NCAA

Jabir's Resume

2017-present

Head Coach - Florida Atlantic

- Tallied 500th career win (Feb. 8, 20)
- Led the Owls to its best league finish since joining Conference USA in his first season

2003-2016

Head Coach - Dayton

- 238-140 record
- Led the Flyers to six consecutive NCAA appearances (2010-15), including a run to the NCAA Regional final in 2015
- Brought Dayton from a 3-25 record in his first season to a program-high No. 11-ranking in the AP and USA Today Coaches Poll in 2013
- Program's all-time wins leader
- Two-time Atlantic 10 Coach of the Year
- Two WNIT appearances

2002-03:

Assistant Coach, Colorado

- Team went 24-8 during Jabir's lone season with the Buffs and advanced to the Sweet 16 of the NCAA Tournament
- Reached No. 23 in the ESPN/Coaches Poll and No. 24 in the AP Poll

1996-2002:

Head Coach, Providence

1990-96:

Head Coach, Marquette

- Won two Great Midwest Championships
- Two NCAA Tournament appearances and one WNIT appearance

1987-90:

Head Coach, Siena

- MAAC Semifinals in 1990

1986-87:

Head Coach, Buffalo State

1985-86:

Assistant Coach, Buffalo State

1984-85:

Assistant Coach, Nazareth College

Tournament wins over Iowa State, No. 11/11 Kentucky and No. 8/8 Louisville before falling to eventual national champion No. 1/1 Connecticut. Dayton ended the season ranked No. 17 nationally in the final USA Today Coaches' Poll. At seasons' end, graduating seniors Andrea Hoover and Ally Malott were each selected in the 2015 WNBA draft and six members of the squad received A-10 honors.

In 2013-14, Jabir's UD squad posed a 23-8 record with a winning percentage of .742 and held the A-10's number one spot for defensive rebounding and shots blocked. Dayton finished the year with a heart-breaking loss to in the first round of the NCAA tournament.

After losing seven seniors from the squad that won the 2012 A-10 Tournament title, the bar was set high for a young 2012-13 team, but they rose to the challenge. They set the school-record for greatest number of wins in a season (28) since becoming a DI program in 1986. Jabir was named a finalist for the 2013 Naismith National Coach of the Year award after posting a career-high winning percentage (.903) with the sixth youngest team in the nation.

The Flyers won three in-season tournaments, defeated five BCS teams in 2012-13 and advanced to its fourth-consecutive NCAA tournament with its highest seed in program history at No. 7. Dayton advanced to the NCAA Second Round with a thrilling double overtime 96-90 win over host St. John's. Dayton went unbeaten at home during the 2012-13 season and the Flyers averaged 2,739 fans per home game - the best in the A-10 and among the Top 40 in the nation.

The 2011-12 Dayton women's basketball team posted a 23-7 record. The Flyers lost three of their first six games of the season but went on to win a then-program-best 12 league games (12-2). UD won three games in three days to claim its first-ever A-10 Women's Basketball Championship title, culminating with a 56-53 victory over No. 16/22 St. Bonaventure. In winning the A-10 Championship, the Flyers advanced to their third-consecutive NCAA Women's Basketball Championship. Dayton earned the No. 11 seed in the tournament setting up a matchup with No. 6 seed Arkansas. In the final AP Top 25 Poll, the Flyers received 10 votes, coming in at No. 31 overall. The Flyers finished No. 37 in the final RPI Poll.

With its 21-12 record in 2010-11, UD had posted 20+ wins for four-consecutive seasons. Dayton advanced to the A-10 Championship final for the first time in school history. The Flyers advanced to their fourth-consecutive postseason, including their second-straight NCAA at-large berth. Also during the 2010-11 season, Jabir became the all-time wins leader with the Flyers' 102-69 victory over Toledo on Dec. 5.

The 2009-10 team finished the year with a 25-8 overall mark and the Flyers made their fourth postseason appearance - third-straight. The 2009-10 postseason was the first at the NCAA DI Tournament for the program. The 2009-10 season opener foreshadowed what would come with the Flyers knocking off No. 10 Michigan State in its season opener. The first victory of a top-10 opponent in the program's history. The Flyers continued their firsts and bests throughout the season; appearing for the first time in the AP and USA Today/ESPN Top 25 polls, and received votes in at least one of the polls the entire 20 weeks of the season. UD went 11-3 in A-10 action and earned the No. 2 seed in the conference tournament, its highest ever. Dayton had a school record five players go on

to earn A-10 accolades. The dream season continued as Brittany Wilson scored just before the buzzer, and the eighth-seeded Flyers rallied from an 18-point deficit to beat No. 9 seed TCU, 67-66, in the opening round of the NCAA women's tournament at the University of Tennessee on March 20, 2010. Jabir was one of 10 coaches named a finalist for the Kay Yow Coach of the Year Award.

In 2009, when defeating nationally-ranked Xavier in the quarterfinals behind a group of underclassmen, it was more than just "luck." The win marked a significant moment for a team and a program on the rise. At the time, the Flyers' 21-14 record in 2008-09 was the second-most wins since the program turned DI and UD finished the year with the most postseason individual honors ever.

Jabir was named the 2008 A-10 Coach of the Year after mentoring the Flyers to a modern-program record, 25-9. The Flyers went on to earn their second postseason berth in modern history with a trip to the WNIT.

UD improved by 13 victories from 2006-07 to 2007-08 on the strength of a school-record 16-game winning streak that was the longest in the nation at one point. The Flyers also earned their first ever votes in the AP Top 25 Poll in 2007-08 as they were listed in two different weeks.

UD returned to the A-10 Quarterfinals at the conclusion of the 2006-07 season, marking the third time in school history the Flyers had advanced past their opening round in the A-10 Tournament.

Jabir and Dayton continued the trend in 2005-06 with an improvement of five more wins, giving UD the second best improvement over a two-year span in the nation. Dayton advanced to the quarterfinals of the A-10 Tournament and finished with a winning record for the first time in five years and two Flyers earned A-10 All-Conference accolades.

In addition to the strides made in 2007-08, UD had the fourth best single-season turnaround in the nation in the 2004-05 season with an improvement of nine wins over the previous campaign.

Prior to UD, Jabir served one season as an assistant coach at Colorado, a season that the Buffaloes (24-8) advanced to the Sweet Sixteen of the NCAA Tournament and were ranked as high as No. 23 in the ESPN/Coaches' Poll and No. 24 in the AP Poll. Jabir was primarily responsible for the development of CU's post players, including the Buffaloes' first-ever First Team All-Big 12 selection. While at Colorado, Jabir drew upon his previous 16 seasons as a head coach at either the Big East Conference or the Metro Atlantic Athletic Conference institutions.

Jabir was at the helm of Providence College for six seasons, 1996-2002, after his time at Marquette University. During his last three years with the program, the Friars' record improved with each season.

Prior to Providence, Jabir spent six years at Marquette, elevating the Golden Eagles into the national spotlight, as he became one of the most successful coaches in the history of the program. After posting a 7-20 record during his inaugural year at Marquette (1990-91), Jabir guided his team to four-consecutive winning seasons, two 20-plus winning seasons and three postseason appearances, including back-to-back bids to the NCAA Tournament. In 1994-95,

Marquette won the Great Midwest Conference Tournament, the first tournament championship in school history. This followed the 1993-94 campaign in which Jabir compiled a program-best 22-7 overall record and its first trip to the NCAA Tournament. Jabir was a two-time Reebok/Great Midwest Conference Coach of the Year while at Marquette.

Jabir went to Siena College from Buffalo State, where he served as the head coach of the Saints for three seasons (1987-90) and compiled a 50-29 record. Jabir's teams posted three-consecutive winning seasons. In his first year, Jabir was responsible for the development of Siena's first Freshman All-American.

After one season as an assistant, Jabir became the head coach at Buffalo State during the 1986-87 season at the age of 24. He led that team to a 14-11 record and guided the Bengals to the State University of New York Athletic Conference (SUNYAC) Championship and an appearance in the Division III Tournament.

Jabir began his coaching career as an assistant at Nazareth College (1984-85) and Buffalo State (1985-86). Jabir was instrumental in leading the Bengals to a 23-3 slate, the SUNYAC title, a 22-game winning streak, an NCAA regional tournament appearance and a national ranking (No. 3) during the 1985-86 season.

He is a 1984 graduate of Nazareth College in Rochester, New York, where he received a degree in English. He also earned a master's degree in student personnel administration from Buffalo State in 1986.

Jabir's family is comprised of his wife Angie and their son Jude. He also has three children, Lauren, Shane and Jackson.

Jabir's Record Year-by-Year

Year	School	Record
1986-87	Buffalo State	14-11
1987-88	Siena	16-10
1988-89	Siena	16-8
1989-90	Siena	18-11
1990-91	Marquette	7-20
1991-92	Marquette	16-13
1992-93	Marquette	22-9
1993-94	Marquette	22-7
1994-95	Marquette	19-12
1995-96	Marquette	8-20
1996-97	Providence	13-14
1997-98	Providence	10-17
1998-99	Providence	5-22
1999-00	Providence	10-17
2000-01	Providence	11-17
2001-02	Providence	13-15
2003-04	Dayton	3-25
2004-05	Dayton	12-16
2005-06	Dayton	17-12
2006-07	Dayton	12-19
2007-08	Dayton	25-9
2008-09	Dayton	21-14
2009-10	Dayton	25-8
2010-11	Dayton	21-12
2011-12	Dayton	23-7
2012-13	Dayton	28-3
2013-14	Dayton	23-8
2014-15	Dayton	28-7
2015-16	Dayton	14-15
2017-18	Florida Atlantic	13-15
2018-19	Florida Atlantic	5-25
2019-20	Florida Atlantic	13-17
2020-21	Florida Atlantic	1-0
Total:		504-435

Astou Gaye

6-2 • Senior • Forward

Creteil, France • Gulf Coast State

#00



2020-21 Statistics

THE STAT CREW SYSTEM

Fla. Atlantic Individual Game-by-Game (as of Dec 01, 2020)

All games

#00 Astou Gaye

Opponent	Date	gs	min	Total		3-Pointers		Free throws		Rebounds				pf	a	t/o	blk	stl	pts	avg
				fg-fga	pct	3fg-fga	pct	ft-fa	pct	off	def	tot	avg							
NORTH FLORIDA	11/30/20	*	20	5-12	.417	1-2	.500	0-0	.000	8	5	13	13.0	3	1	1	0	0	11	11.0
Totals			1	5-12	.417	1-2	.500	0-0	.000	8	5	13	13.0	3	1	1	0	0	11	11.0

Career/Season Highs

Points

Career: 24, at Middle Tennessee (1/16/20)
Season: 11, vs. North Florida (11/30/20)

Rebounds

Career: 16, at Middle Tennessee (1/16/20)
Season: 13, vs. North Florida (11/30/20)

Assists

Career: 4, vs. Loyola Maryland (11/29/19)
& at Southern Miss (3/5/20)
Season: 1, vs. North Florida (11/30/20)

Steals

Career: 4, at Southern Miss (3/5/20)
Season: N/A

Blocks

Career: 4, at FIU (2/8/20)
Season: N/A

FG Made

Career: 10, at Middle Tennessee (1/16/20)
Season: 5, vs. North Florida (11/30/20)

FG Attempts

Career: 16, at Middle Tennessee (1/16/20)
Season: 12, vs. North Florida (11/30/20)

3-Point FG Made

Career: 4, at Marshall (2/1/20)
Season: 1, vs. North Florida (11/30/20)

3-Point FG Attempts

Career: 9, at Southern Miss (3/5/20)
Season: 2, vs. North Florida (11/30/20)

Free Throws Made

Career: 7, vs. Central Connecticut (12/15/19)
Season: N/A

Free Throw Attempts

Career: 8, vs. Central Connecticut (12/15/19)
Season: N/A

Games played: 1
Minutes/game: 20.0
Points/game: 11.0
FG Pct: 41.7
3FG Pct: 50.0

Rebounds/game: 13.0
Assists/game: 1.0
Turnovers/game: 1.0
Assist/turnover ratio: 1.0

Career Statistics

Season	gp-gs	min/avg	Total		3-Point		F-Throws		Rebounds				Scoring							
			fg-fga	pct	fg-fga	pct	ft-fa	pct	off	def	tot	avg	pf	fo	ast	to	blk	stl	pts	avg
2019-20	29-27	602/20.8	93-231	.403	31-94	.330	35-43	.814	55	114	169	5.8	84	7	30	65	26	18	252	8.7
2020-21	1-1	20/20.0	5-12	.417	1-2	.500	0-0	.000	8	5	13	13.0	3	0	1	1	0	0	11	11.0
TOTAL	30-28	622/20.7	98-243	.403	32-96	.333	35-43	.814	63	119	182	6.1	87	7	31	66	26	18	263	8.8



Iggy Allen

5-11 • Graduate • Guard
Pompano Beach, Fla. • Miami

#2

2020-21 Statistics

THE STAT CREW SYSTEM

Fla. Atlantic Individual Game-by-Game (as of Dec 01, 2020)
All games

#02 Iggy Allen

Opponent	Date	gs	min	Total		3-Pointers		Free throws		Rebounds				pf	a	t/o	blk	stl	pts	avg
				fg-fga	pct	3fg-fga	pct	ft-fta	pct	off	def	tot	avg							
NORTH FLORIDA	11/30/20	*	31	7-20	.350	2-7	.286	2-3	.667	2	7	9	9.0	5	4	3	0	3	18	18.0
Totals			1	7-20	.350	2-7	.286	2-3	.667	2	7	9	9.0	5	4	3	0	3	18	18.0

Career/Season Highs

Points

Career: 18, vs. North Florida (11/30/20)
Season: Same

Rebounds

Career: 9, vs. North Florida (11/30/20)
Season: Same

Assists

Career: 4, vs. North Florida (11/30/20)
Season: Same

Steals

Career: 3, vs. Northwestern State+ (12/28/16) and vs. North Florida (11/30/20)
Season: 3, vs. North Florida (11/30/20)

Blocks

Career: N/A
Season: N/A

FG Made

Career: 7, vs. San Jose State+ (11/26/16) and vs. North Florida (11/30/20)
Season: 7, vs. North Florida (11/30/20)

FG Attempts

Career: 20, vs. North Florida (11/30/20)
Season: Same

3-Point FG Made

Career: 2, vs. North Florida (11/30/20)
Season: Same

3-Point FG Attempts

Career: 7, vs. North Florida (11/30/20)
Season: Same

Free Throws Made

Career: 3, vs. Northwestern State+ (12/28/16)
Season: 2, vs. North Florida (11/30/20)

Free Throw Attempts

Career: 4, vs. Northwestern State+ (12/28/16)
Season: 3, vs. North Florida (11/30/20)

+ at Mississippi State

Games played: 1
Minutes/game: 31.0
Points/game: 18.0
FG Pct: 35.0
3FG Pct: 28.6
FT Pct: 66.7

Rebounds/game: 9.0
Assists/game: 4.0
Turnovers/game: 3.0
Assist/turnover ratio: 1.3
Steals/game: 3.0

Career Statistics

Season	gp-gs	min/avg	Total		3-Point		F-Throws		Rebounds				Scoring							
			fg-fga	pct	fg-fga	pct	ft-fta	pct	off	def	tot	avg	pf	fo	ast	to	blk	stl	pts	avg
2020-21	1-1	31/31.0	7-20	.350	2-7	.286	2-3	.667	2	7	9	9.0	5	1	4	3	0	3	18	18.0
TOTAL	1-1	31/31.0	7-20	.350	2-7	.286	2-3	.667	2	7	9	9.0	5	1	4	3	0	3	18	18.0



Lotta Vehka-Aho

5-6 • Sophomore • Guard
 Vimpeli, Finland • Mäkelänrinne Sports Helsinki

#3

2020-21 Statistics

THE STAT CREW SYSTEM

Fla. Atlantic Individual Game-by-Game (as of Dec 01, 2020)
 All games

#03 Lotta Vehka-Aho

Opponent	Date	gs	min	Total		3-Pointers		Free throws		Rebounds				pf	a	t/o	blk	stl	pts	avg	
				fg-fga	pct	3fg-fga	pct	ft-fta	pct	off	def	tot	avg								
NORTH FLORIDA	11/30/20	*	24	4-8	.500	2-5	.400	4-4	1.000	1	1	2	2.0	1	3	0	1	1	14	14.0	
Totals			1	24	4-8	.500	2-5	.400	4-4	1.000	1	1	2	2.0	1	3	0	1	1	14	14.0

Career/Season Highs

Points

Career: 28, vs. Rice (1/9/20)
 Season: 14, vs. North Florida (11/30/20)

Rebounds

Career: 8 vs. Loyola Maryland (11/29/19)
 Season: 2, vs. North Florida (11/30/20)

Assists

Career: 7, at Richmond (11/16/19)
 Season: 3, vs. North Florida (11/30/20)

Steals

Career: 4, 3 times
 Last: vs. Charlotte (1/23/20)
 Season: 1, vs. North Florida (11/30/20)

Blocks

Career: 1, vs. Loyola Maryland (11/29/19)
 & North Florida (11/30/20)
 Season: 1, vs. North Florida (11/30/20)

FG Made

Career: 11, vs. Rice (1/9/20)
 Season: 4, vs. North Florida (11/30/20)

FG Attempts

Career: 20, vs. North Texas (1/11/20)
 Season: 8, vs. North Florida (11/30/20)

3-Point FG Made

Career: 4, vs. Rice (1/9/20)
 Season: 2, vs. North Florida (11/30/20)

3-Point FG Attempts

Career: 10, 3 times
 Last: at Marshall (2/1/20)
 Season: 5, vs. North Florida (11/30/20)

Free Throws Made

Career: 7, vs. North Texas (1/11/20)
 Season: 4, vs. North Florida (11/30/20)

Free Throw Attempts

Career: 9, vs. Old Dominion (1/25/20)
 Season: 4, vs. North Florida (11/30/20)

Games played: 1
 Minutes/game: 24.0
 Points/game: 14.0
 FG Pct: 50.0
 3FG Pct: 40.0
 FT Pct: 100.0

Rebounds/game: 2.0
 Assists/game: 3.0
 Assist/turnover ratio: 99.9
 Steals/game: 1.0
 Blocks/game: 1.0

Career Statistics

Season	gp-gs	min/avg	Total		3-Point		F-Throws		Rebounds				Scoring							
			fg-fga	pct	fg-fga	pct	ft-fta	pct	off	def	tot	avg	pf	fo	ast	to	blk	stl	pts	avg
2019-20	24-24	805/33.5	96-259	.371	37-131	.282	73-88	.830	23	51	74	3.1	74	4	62	57	1	39	302	12.6
2020-21	1-1	24/24.0	4-8	.500	2-5	.400	4-4	1.000	1	1	2	2.0	1	0	3	0	1	1	14	14.0
TOTAL	25-25	829/33.2	100-267	.375	39-136	.287	77-92	.837	24	52	76	3.0	75	4	65	57	2	40	316	12.6



Bre Beck

5-8 • Junior • Guard
Chicago, Ill. • Wabash Valley

#4

2020-21 Statistics

THE STAT CREW SYSTEM
Fla. Atlantic Individual Game-by-Game (as of Dec 01, 2020)
All games

#04 Bre Beck

Opponent	Date	gs	min	Total		3-Pointers		Free throws		Rebounds				pf	a	t/o	blk	stl	pts	avg
				fg-fga	pct	3fg-fga	pct	ft-fta	pct	off	def	tot	avg							
NORTH FLORIDA	11/30/20		18	1-3	.333	0-1	.000	5-7	.714	0	3	3	3.0	2	2	0	0	1	7	7.0
Totals		0	18	1-3	.333	0-1	.000	5-7	.714	0	3	3	3.0	2	2	0	0	1	7	7.0

Career/Season Highs

Points

Career: 7, vs. North Florida (11/30/20)
Season: Same

Rebounds

Career: 3, vs. North Florida (11/30/20)
Season: Same

Assists

Career: 2, vs. North Florida (11/30/20)
Season: Same

Steals

Career: 1, vs. North Florida (11/30/20)
Season: Same

Blocks

Career: N/A
Season: N/A

FG Made

Career: 1, vs. North Florida (11/30/20)
Season: Same

FG Attempts

Career: 3, vs. North Florida (11/30/20)
Season: Same

3-Point FG Made

Career: N/A
Season: N/A

3-Point FG Attempts

Career: 1, vs. North Florida (11/30/20)
Season: Same

Free Throws Made

Career: 5, vs. North Florida (11/30/20)
Season: Same

Free Throw Attempts


Career: 7, vs. North Florida
Season: Same

Games played: 1
Minutes/game: 18.0
Points/game: 7.0
FG Pct: 33.3
3FG Pct: 0.0
FT Pct: 71.4

Rebounds/game: 3.0
Assists/game: 2.0
Assist/turnover ratio: 99.9
Steals/game: 1.0

Career Statistics

Season	gp-gs	min/avg	Total		3-Point		F-Throws		Rebounds				Scoring							
			fg-fga	pct	fg-fga	pct	ft-fta	pct	off	def	tot	avg	pf	fo	ast	to	blk	stl	pts	avg
2020-21	1-0	18/18.0	1-3	.333	0-1	.000	5-7	.714	0	3	3	3.0	2	0	2	0	0	1	7	7.0
TOTAL	1-0	18/18.0	1-3	.333	0-1	.000	5-7	.714	0	3	3	3.0	2	0	2	0	0	1	7	7.0



Nikola Ozola

5-7 • Sophomore • Guard
Jurmala, Latvia • Pumpuru

#5

2020-21 Statistics

Career/Season Highs

Points

Career: 14, at Southern Miss (3/5/20)
Season: N/A

Rebounds

Career: 4, vs. Charlotte (1/23/20)
Season: N/A

Assists

Career: 7, at Western Michigan (11/24/19)
Season: N/A

Steals

Career: 3, vs. Rice (1/9/20) & vs. Southern Miss (2/13/20)
Season: N/A

Blocks

Career: 1, at Middle Tennessee (1/16/20)
Season: N/A

FG Made

Career: 5, at Southern Miss (3/5/20)
Season: N/A

FG Attempts

Career: 9, at Southern Miss (3/5/20)
Season: N/A

3-Point FG Made

Career: 3, at Southern Miss (3/5/20)
Season: N/A

3-Point FG Attempts

Career: 6, at Southern Miss (3/5/20)
Season: N/A

Free Throws Made

Career: 5, at UTEP (1/4/20)
Season: N/A

Free Throw Attempts

Career: 5, at UTEP (1/4/20) & vs. Rice (1/9/20)
Season: N/A

Career Statistics

Season	gp-gs	min/avg	fg-fga	pct	fg-fga	pct	ft-fta	pct	off	def	tot	avg	pf	fo	ast	to	blk	stl	pts	avg
2019-20	30-19	657/21.9	29-111	.261	17-69	.246	26-33	.788	6	22	28	0.9	65	1	50	75	1	18	101	3.4
TOTAL	30-19	657/21.9	29-111	.261	17-69	.246	26-33	.788	6	22	28	0.9	65	1	50	75	1	18	101	3.4

Glenisha Harkless

6-0 • Junior • Guard

Jacksonville, Fla. • University Christian

#10

2020-21 Statistics



Career/Season Highs

Points

Career: 13, at Furman (12/12/18)
Season: N/A

Rebounds

Career: 6, vs. Richmond (11/18/18)
Season: N/A

Assists

Career: 6, vs. Marshall (1/17/19) & at WKU (1/30/20)
Season: N/A

Steals

Career: 3, at Tulane (11/28/18) & at UAB (1/18/20)
Season: N/A

Blocks

Career: 2, 3 times
Last: at WKU (1/30/20)
Season: N/A

FG Made

Career: 5, at Old Dominion (3/13/19)
Season: N/A

FG Attempts

Career: 16, at Furman (12/12/18)
Season: N/A

3-Point FG Made

Career: 3, vs. UAB (1/3/19) & at FIU (2/8/20)
Season: N/A

3-Point FG Attempts

Career: 8 vs. Old Dominion (3/13/19)
Season: N/A

Free Throws Made

Career: 4, at Iowa (11/7/19)
Season: N/A

Free Throw Attempts

Career: 5, at Little Rock (11/14/18)
Season: N/A

Career Statistics

Season	gp-gs	min/avg	Total		3-Point		F-Throws		Rebounds				Scoring							
			fg-fga	pct	fg-fga	pct	ft-fga	pct	off	def	tot	avg	pf	fo	ast	to	blk	stl	pts	avg
2018-19	26-20	608/23.4	43-169	.254	22-81	.272	22-38	.579	11	47	58	2.2	39	0	56	70	13	19	130	5.0
2019-20	21-9	388/18.5	15-56	.268	12-35	.343	20-26	.769	9	33	42	2.0	42	1	29	44	8	10	62	3.0
TOTAL	47-29	996/21.2	58-225	.258	34-116	.293	42-64	.656	20	80	100	2.1	81	1	85	114	21	29	192	4.1

Allie Tylka

6-0 • Sophomore • Guard
Wauconda, Ill. • Wauconda

#12



2020-21 Statistics

THE STAT CREW SYSTEM
Fla. Atlantic Individual Game-by-Game (as of Dec 01, 2020)
All games

#12 Allie Tylka

Opponent	Date	gs	min	Total		3-Pointers		Free throws		Rebounds				pf	a	t/o	blk	stl	pts	avg	
				fg-fga	pct	3fg-fga	pct	ft-fa	pct	off	def	tot	avg								
NORTH FLORIDA	11/30/20	*	22	8-14	.571	3-7	.429	0-0	.000	0	3	3	3.0	2	1	1	0	1	19	19.0	
Totals			1	22	8-14	.571	3-7	.429	0-0	.000	0	3	3	3.0	2	1	1	0	1	19	19.0

Career/Season Highs

Points

Career: 19, vs. North Florida (11/30/20)
Season: Same

Rebounds

Career: 3, 4 times
Last: vs. North Florida (11/30/20)
Season: 3, vs. North Florida (11/30/20)

Assists

Career: 1, 8 times
Last: vs. North Florida (11/30/20)
Season: 1, vs. North Florida (11/30/20)

Steals

Career: 3, vs. Marshall (3/7/20)
Season: 1, vs. North Florida (11/30/20)

Blocks

Career: 1, at Old Dominion (2/26/20) & at Southern Miss (3/5/20)
Season: N/A

FG Made

Career: 8, vs. North Florida (11/30/20)
Season: Same

FG Attempts

Career: 14, vs. North Florida (11/30/20)
Season: Same

3-Point FG Made

Career: 3, vs. North Florida (11/30/20)
Season: Same

3-Point FG Attempts

Career: 7, vs. North Florida (11/30/20)
Season: Same

Free Throws Made

Career: 3, vs. Kansas (11/30/19)
Season: N/A

Free Throw Attempts

Career: 4 vs. Kansas (11/30/19)
Season: N/A

Games played: 1

Minutes/game: 22.0

Points/game: 19.0

FG Pct: 57.1

3FG Pct: 42.9

Rebounds/game: 3.0

Assists/game: 1.0

Turnovers/game: 1.0

Assist/turnover ratio: 1.0

Steals/game: 1.0

Career Statistics

Season	gp-gs	min/avg	Total		3-Point		F-Throws		Rebounds				Scoring							
			fg-fga	pct	fg-fga	pct	ft-fa	pct	off	def	tot	avg	pf	fo	ast	to	blk	stl	pts	avg
2019-20	23-3	233/10.1	15-52	.288	8-31	.258	10-14	.714	8	10	18	0.8	29	1	7	16	2	10	48	2.1
2020-21	1-1	22/22.0	8-14	.571	3-7	.429	0-0	.000	0	3	3	3.0	2	0	1	1	0	1	19	19.0
TOTAL	24-4	255/10.6	23-66	.348	11-38	.289	10-14	.714	8	13	21	0.9	31	1	8	17	2	11	67	2.8

Sofia Galeron

6-2 • Redshirt Junior • Forward
Burgos, Spain • Boise State

#15



2020-21 Statistics

THE STAT CREW SYSTEM

Fla. Atlantic Individual Game-by-Game (as of Dec 01, 2020)
All games

#15 Sofia Galeron

Opponent	Date	gs	min	Total		3-Pointers		Free throws		Rebounds				pf	a	t/o	blk	stl	pts	avg
				fg-fga	pct	3fg-fga	pct	ft-fa	pct	off	def	tot	avg							
NORTH FLORIDA	11/30/20		16	0-1	.000	0-1	.000	0-0	.000	1	2	3	3.0	1	2	2	1	0	0	0.0
Totals		0	16	0-1	.000	0-1	.000	0-0	.000	1	2	3	3.0	1	2	2	1	0	0	0.0

Career/Season Highs

Points

Career: 7, vs. Northern Iowa+ (11/24/18)
and at Wyoming+ (1/26/19)

Season: N/A

Rebounds

Career: 5, 3 times

Last: vs. Air Force+ (1/12/19)

Season: 3, vs. North Florida (11/30/20)

Assists

Career: 4, vs. Southern Oregon+ (11/8/18)

Season: 2, vs. North Florida (11/30/20)

Steals

Career: 2, vs. Southern Utah+ (12/19/18)

Season: N/A

Blocks

Career: 2, at Wyoming+ (1/26/19)

Season: 1, vs. North Florida (11/30/20)

FG Made

Career: 3, 3 times

Last: at Wyoming+ (1/26/19)

Season: N/A

FG Attempts

Career: 7, vs. Northwest Christian+ (11/16/18)

Season: 1, vs. North Florida (11/30/20)

3-Point FG Made

Career: 1, 7 times

Last: at UNLV+ (2/6/19)

Season: N/A

3-Point FG Attempts

Career: 3, at UNLV+ (2/6/19)

Season: 1, vs. North Florida (11/30/20)

Free Throws Made

Career: 1, vs. Idaho (11/23/18)

Season: N/A

Free Throw Attempts

Career: 1, vs. Idaho (11/23/18)

Season: N/A

+ at Boise State

Games played: 1

Minutes/game: 16.0

FG Pct: 0.0

3FG Pct: 0.0

Rebounds/game: 3.0

Assists/game: 2.0

Turnovers/game: 2.0

Assist/turnover ratio: 1.0

Blocks/game: 1.0

Career Statistics

Season	gp-gs	min/avg	Total		3-Point		F-Throws		Rebounds				Scoring							
			fg-fga	pct	fg-fga	pct	ft-fa	pct	off	def	tot	avg	pf	fo	ast	to	blk	stl	pts	avg
2020-21	1-0	16/16.0	0-1	.000	0-1	.000	0-0	.000	1	2	3	3.0	1	0	2	2	1	0	0	0.0
TOTAL	1-0	16/16.0	0-1	.000	0-1	.000	0-0	.000	1	2	3	3.0	1	0	2	2	1	0	0	0.0



Tanya Gordon

5-9 • Sophomore • Guard
Plant City, Fla. • Tampa Catholic

#23

2020-21 Statistics

THE STAT CREW SYSTEM

Fla. Atlantic Individual Game-by-Game (as of Dec 01, 2020)
All games

#23 Tanya Gordon

Opponent	Date	gs	min	Total		3-Pointers		Free throws		Rebounds				pf	a	t/o	blk	stl	pts	avg
				fg-fga	pct	3fg-fga	pct	ft-fta	pct	off	def	tot	avg							
NORTH FLORIDA	11/30/20		12	2-9	.222	0-3	.000	0-0	.000	1	1	2	2.0	5	1	1	0	0	4	4.0
Totals			0	2-9	.222	0-3	.000	0-0	.000	1	1	2	2.0	5	1	1	0	0	4	4.0

Games played: 1
Minutes/game: 12.0
Points/game: 4.0
FG Pct: 22.2
3FG Pct: 0.0

Rebounds/game: 2.0
Assists/game: 1.0
Turnovers/game: 1.0
Assist/turnover ratio: 1.0

Career/Season Highs

Points

Career: 26, vs. FIU (2/20/20)
Season: 4, vs. North Florida (11/30/20)

Rebounds

Career: 7, vs. WKU (2/22/20)
Season: 2, vs. North Florida (11/30/20)

Assists

Career: 2, vs. Little Rock (11/21/19)
Season: 1, vs. North Florida (11/30/20)

Steals

Career: 4, at Marshall (2/1/20)
Season: N/A

Blocks

Career: 2, at Richmond (11/16/19)
Season: N/A

FG Made

Career: 11, vs. FIU (2/20/20)
Season: 2, vs. North Florida (11/30/20)

FG Attempts

Career: 23, vs. FIU (2/20/20)
Season: 9, vs. North Florida (11/30/20)

3-Point FG Made

Career: 2, vs. FIU (2/20/20)
Season: N/A

3-Point FG Attempts

Career: 4, vs. Harvard (12/21/19) & vs. FIU (2/20/20)
Season: 3, vs. North Florida (11/30/20)

Free Throws Made


Career: 2, vs. FIU (2/20/20)
Season: N/A

Free Throw Attempts

Career: 3, vs. FIU (2/20/20)
Season: N/A

Career Statistics

Season	gp-gs	min/avg	Total		3-Point		F-Throws		Rebounds				Scoring							
			fg-fga	pct	fg-fga	pct	ft-fta	pct	off	def	tot	avg	pf	fo	ast	to	blk	stl	pts	avg
2019-20	26-3	315/12.1	52-139	.374	11-35	.314	9-18	.500	21	53	74	2.8	44	1	11	34	5	22	124	4.8
2020-21	1-0	12/12.0	2-9	.222	0-3	.000	0-0	.000	1	1	2	2.0	5	1	1	1	0	0	4	4.0
TOTAL	27-3	327/12.1	54-148	.365	11-38	.289	9-18	.500	22	54	76	2.8	49	2	12	35	5	22	128	4.7



Janeta Rozentale

6-0 • Redshirt Sophomore • Forward
Dobeles, Latvia • USF

#30

2020-21 Statistics

THE STAT CREW SYSTEM

Fla. Atlantic Individual Game-by-Game (as of Dec 01, 2020)
All games

#30 Janeta Rozentale

Opponent	Date	gs	min	Total		3-Pointers		Free throws		Rebounds				pf	a	t/o	blk	stl	pts	avg
				fg-fga	pct	3fg-fga	pct	ft-fa	pct	off	def	tot	avg							
NORTH FLORIDA	11/30/20	27		3-4	.750	0-1	.000	0-2	.000	5	4	9	9.0	1	0	2	2	0	6	6.0
Totals		0	27	3-4	.750	0-1	.000	0-2	.000	5	4	9	9.0	1	0	2	2	0	6	6.0

Career/Season Highs

Points

Career: 7, vs. New Hampshire+ (11/30/18)
Season: 6, vs. North Florida (11/30/20)

Rebounds

Career: 9, vs. North Florida (11/30/20)
Season: Same

Assists

Career: 4, vs. Vermont+ (12/17/18)
Season: N/A

Steals

Career: 3, vs. New Hampshire+ (11/30/18)
Season: N/A

Blocks

Career: 2, vs. Grambling State+ (12/15/18) and North Florida (11/30/20)
Season: 2, vs. North Florida (11/30/20)

FG Made

Career: 3, vs. New Hampshire+ (11/30/18) and North Florida (11/30/20)
Season: 3, vs. North Florida (11/30/20)

FG Attempts

Career: 9, vs. New Hampshire+ (11/30/18)
Season: 4, vs. North Florida (11/30/20)

3-Point FG Made

Career: 1, 3 times
Last: at UConn+ (1/13/19)
Season: N/A

3-Point FG Attempts

Career: 3, vs. New Hampshire+ (11/30/18)
Season: 1, vs. North Florida (11/30/20)

Free Throws Made

Career: 2, 4 times
Last: vs. Tulane+ (1/19/19)
Season: N/A

Free Throw Attempts

Career: 4 vs. Vermont+ (12/17/18)
Season: 2, vs. North Florida (11/30/20)

+ at USF

Games played: 1
Minutes/game: 27.0
Points/game: 6.0
FG Pct: 75.0
3FG Pct: 0.0
FT Pct: 0.0

Rebounds/game: 9.0
Turnovers/game: 2.0
Blocks/game: 2.0

Career Statistics

Season	gp-gs	min/avg	Total		3-Point		F-Throws		Rebounds				Scoring							
			fg-fga	pct	fg-fga	pct	ft-fa	pct	off	def	tot	avg	pf	fo	ast	to	blk	stl	pts	avg
2020-21	1-0	27/27.0	3-4	.750	0-1	.000	0-2	.000	5	4	9	9.0	1	0	0	2	2	0	6	6.0
TOTAL	1-0	27/27.0	3-4	.750	0-1	.000	0-2	.000	5	4	9	9.0	1	0	0	2	2	0	6	6.0

Amber Gaston

6-0 • Junior • Forward
Vicksburg, Miss. • Warren Central

#32



2020-21 Statistics

THE STAT CREW SYSTEM

Fla. Atlantic Individual Game-by-Game (as of Dec 01, 2020)
All games

#32 Amber Gaston

Opponent	Date	gs	min	Total		3-Pointers		Free throws		Rebounds				pf	a	t/o	blk	stl	pts	avg	
				fg-fga	pct	3fg-fga	pct	ft-fa	pct	off	def	tot	avg								
NORTH FLORIDA	11/30/20		8	0-0	.000	0-0	.000	3-4	.750	1	1	2	2.0	2	0	1	0	0	3	3.0	
Totals			0	8	0-0	.000	0-0	.000	3-4	.750	1	1	2	2.0	2	0	1	0	0	3	3.0

Games played: 1
Minutes/game: 8.0
Points/game: 3.0
FT Pct: 75.0

Rebounds/game: 2.0
Turnovers/game: 1.0

Career/Season Highs

Points

Career: 21, at North Texas (2/14/19)
Season: 3, vs. North Florida (11/30/20)

Rebounds

Career: 10, at FIU (2/23/19)
Season: 2, vs. North Florida (11/30/20)

Assists

Career: 3, vs. Bradley (11/23/18) & at Hampton (11/14/19)
Season: N/A

Steals

Career: 3, vs. FIU (2/20/20)
Season: N/A

Blocks

Career: 4, vs. Lafayette (11/23/18)
Season: N/A

FG Made

Career: 8, at Western Michigan (11/24/19)
Season: N/A

FG Attempts

Career: 10, at Western Michigan (11/24/19)
Season: N/A

3-Point FG Made

Career: 1, 5 times
Last: vs. Marshall (3/7/20)
Season: N/A

3-Point FG Attempts

Career: 3, vs. Rice (1/9/20)
Season: N/A

Free Throws Made

Career: 7, vs. Bradley (11/24/18)
Season: 3, vs. North Florida (11/30/20)

Free Throw Attempts

Career: 9, vs. Bradley (11/24/18)
Season: 4, vs. North Florida (11/30/20)

Career Statistics

Season	gp-gs	min/avg	Total		3-Point		F-Throws		Rebounds				Scoring							
			fg-fga	pct	fg-fga	pct	ft-fa	pct	off	def	tot	avg	pf	fo	ast	to	blk	stl	pts	avg
2018-19	26-16	535/20.6	79-155	.510	1-12	.083	41-79	.519	50	66	116	4.5	70	5	12	61	19	15	200	7.7
2019-20	25-3	369/14.8	42-93	.452	4-11	.364	21-37	.568	20	46	66	2.6	50	2	8	39	15	15	109	4.4
2020-21	1-0	8/8.0	0-0	.000	0-0	.000	3-4	.750	1	1	2	2.0	2	0	0	1	0	0	3	3.0
TOTAL	52-19	912/17.5	121-248	.488	5-23	.217	65-120	.542	71	113	184	3.5	122	7	20	101	34	30	312	6.0

Alexa Zaph

5-8 • Sophomore • Guard
Jupiter, Fla. • Oxbridge Academy

#34



2020-21 Statistics

THE STAT CREW SYSTEM

Fla. Atlantic Individual Game-by-Game (as of Dec 01, 2020)
All games

#34 Alexa Zaph

Opponent	Date	gs	min	Total		3-Pointers		Free throws		Rebounds				pf	a	t/o	blk	stl	pts	avg	
				fg-fga	pct	3fg-fga	pct	ft-fa	pct	off	def	tot	avg								
NORTH FLORIDA	11/30/20	*	22	3-6	.500	1-4	.250	4-4	1.000	0	5	5	5.0	5	5	3	0	0	11	11.0	
Totals			1	22	3-6	.500	1-4	.250	4-4	1.000	0	5	5	5.0	5	5	3	0	0	11	11.0

Career/Season Highs

Points

Career: 14, vs. Furman (12/20/19) & vs. Marshall (3/7/20)
Season: 11, vs. North Florida (11/30/20)

Rebounds

Career: 5, 3 times
Last: vs. North Florida (11/30/20)
Season: 5, vs. North Florida (11/30/20)

Assists

Career: 6, vs. Siena (11/19/19)
Season: 5, vs. North Florida (11/30/20)

Steals

Career: 3, at Iowa (11/7/19)
Season: N/A

Blocks

Career: N/A
Season: N/A

FG Made

Career: 5, vs. Furman (12/20/19)
Season: 3, vs. North Florida (11/30/20)

FG Attempts

Career: 11, vs. Siena (11/19/19) & vs. Marshall (3/7/20)
Season: 6, vs. North Florida (11/30/20)

3-Point FG Made

Career: 4, vs. Marshall (3/7/20)
Season: 1, vs. North Florida (11/30/20)

3-Point FG Attempts

Career: 8, vs. Marshall (3/7/20)
Season: 4, vs. North Florida (11/30/20)

Free Throws Made

Career: 7, at UTEP (1/4/20)
Season: 4, vs. North Florida (11/30/20)

Free Throw Attempts

Career: 10, at UTEP (1/4/20)
Season: 4, vs. North Florida (11/30/20)

Games played: 1
Minutes/game: 22.0
Points/game: 11.0
FG Pct: 50.0
3FG Pct: 25.0
FT Pct: 100.0

Rebounds/game: 5.0
Assists/game: 5.0
Turnovers/game: 3.0
Assist/turnover ratio: 1.7

Career Statistics

Season	gp-gs	min/avg	Total		3-Point		F-Throws		Rebounds				Scoring							
			fg-fga	pct	fg-fga	pct	ft-fa	pct	off	def	tot	avg	pf	fo	ast	to	blk	stl	pts	avg
2019-20	29-2	454/15.7	37-123	.301	19-69	.275	31-43	.721	6	34	40	1.4	35	0	30	58	0	18	124	4.3
2020-21	1-1	22/22.0	3-6	.500	1-4	.250	4-4	1.000	0	5	5	5.0	5	1	5	3	0	0	11	11.0
TOTAL	30-3	476/15.9	40-129	.310	20-73	.274	35-47	.745	6	39	45	1.5	40	1	35	61	0	18	135	4.5



Cheat Sheet

00



Astou Gaye

Sr. • 1L • F • 6-2 • Gulf Coast State College

PTS	RBS	ASTS	STLS	FG%	3FG%	FT%	MPG
11.0	13.0	1	0	.417	.500	.000	20.0

- Coming off 4th career double-double (11 pts, 13 rbs vs. UNF)
- First in NCAA in offensive rebounds per game (8.0) after one game and leads C-USA in rebounds per game (13.0)
- Had 6 of her 13 rebounds vs. UNF in the fourth quarter
- Led the team in blocks with 26 (0.9/gm) and 3FG% (.330)
- Came from Gulf Coast State, being named to the All-Panhandle Conference Team, which won the FCSAA/NJCAA State Championship

02



Iggy Allen

Gr. • TR • G • 5-11 • Miami

PTS	RBS	ASTS	STLS	FG%	3FG%	FT%	MPG
18.0	9.0	4	3	.350	.286	.667	31.0

- In first game as an Owl, set career highs in points (18), rebounds (9) and assists (4) vs. UNF
- Will have homecoming at Miami, where she played last season
- Tallied season-high 9 points & 5 boards vs. #7 Louisville @UM
- Started career at Mississippi State, playing in 20 games as a freshman and reaching NCAA finals
- Four star recruit and No. 43 player out of high school

03



Lotta Vehka-Aho

So. • 1L • G • 5-6 • Mäkelänrinne Sports High Helsinki Bball Academy

PTS	RBS	ASTS	STLS	FG%	3FG%	FT%	MPG
14.0	2.0	3	1	.500	.400	1.00	24.0

- Played first game on Monday since Feb. 2020 after missing last six 2019-20 games due to injury
- Tallied 14 points and 3 assists vs. UNF, while on minutes restriction
- Tallied 302 points in 19-20 and was a top 20 scorer in C-USA
- Two-time C-USA Freshman of the Week
- Named MVP at 2019 U20 European Women's Championship

04



Bre Beck

Jr. • TR • G • 5-8 • Wabash Valley CC

PTS	RBS	ASTS	STLS	FG%	3FG%	FT%	MPG
7.0	3.0	2	1	.333	.000	.714	18.0

- Tallied 7 points and went 5-7 from free throw line in first game as an Owl
- Coming off sophomore season at Wabash Valley College, being named to All-Green Rivers Athletic Conference Team
- Played 19 games with 17 starts to average 11.3 points and 5.8 assists at Wabash Valley

05



Nikola Ozola

So. • 1L • G • 5-7 • Pumpuru HS

2019-20 Stats

PTS	RBS	ASTS	STLS	FG%	3FG%	FT%	MPG
3.4	0.9	50	18	.261	.246	.788	21.9

- Missed first game due to injury, probable for second game
- Played in all 30 games during 2019-20 season
- Tallied career-high 14 points (three 3-pointers), three assists and no turnovers at Southern Miss
- Delivered career-high seven assists in Western Michigan win
- Led Latvia to 10th place at 2019 U20 European Championships

10



Glenisha Harkless

Jr. • 2L • G • 6-0 • University Christian HS

2019-20 Stats

PTS	RBS	ASTS	STLS	FG%	3FG%	FT%	MPG
3.0	2.0	29	10	.268	.343	.769	18.5

- Missed first game due to injury
- Started in nine games at point guard, appearing in 21 contests in 2019-20
- Put up season-high 12 points at FIU last season, matching career-high three treys
- Led team with 56 assists during rookie season

12



Allie Tylka

So. • 1L • G/F • 6-0 • Wauconda HS

PTS	RBS	ASTS	STLS	FG%	3FG%	FT%	MPG
18.0	3.0	1	1	.571	.429	.000	22.0

- Tallied career-high 19 points and three 3-pointers in season opening game vs. North Florida
- Third in C-USA in scoring
- Appeared in 23 games and three starts in 2019-20
- Has started in four straight games (dating back to last season)
- Logged over 1,000 career points at Wauconda High School

15



Sofia Galeron

R-Jr. • TR • F • 6-2 • Boise State

PTS	RBS	ASTS	STLS	FG%	3FG%	FT%	MPG
0.0	3.0	2	0	.000	.000	.000	16.0

- Tallied 3 rebounds, 2 assists and 1 block vs. North Florida
- Transferred from Boise State, where she appeared in 29 games and shot 45.2 percent from the field
- Led Spain to a 7-0 mark in the FIBA 3x3 U-18 European Championship Qualifiers
- Named Spain's MVP at 2016 FIBA World Championships

23



Tanyia Gordon

So. • 1L • G • 5-9 • Tampa Catholic HS

PTS	RBS	ASTS	STLS	FG%	3FG%	FT%	MPG
4.0	2.8	2	0	.222	.000	.000	12.0

- Came off the bench in the first game and tallied four points
- Started in three games last season
- Drew first career start vs. FIU, tallying a career-high 26 points along with five boards and two steals in 2019-20
- Named to FHSAA All-State Team in high school

30



Janeta Rozentale

R-So. • TR • F • 6-0 • USF

PTS	RBS	ASTS	STLS	FG%	3FG%	FT%	MPG
6.0	9.0	1	0	.750	.000	.000	27.0

- Came off the bench in Owl debut vs. North Florida and delivered 6 points, 9 rebounds and 2 blocks
- Transferred from USF, where she played in 30 games
- At 2019 Women's European Championships, averaged 6 points and 7.6 rebounds per game to guide Latvia to 10th place

32



Amber Gaston

Jr. • 2L • F • 6-2 • Warren Central HS

PTS	RBS	ASTS	STLS	FG%	3FG%	FT%	MPG
3.0	2.0	0	0	.000	.000	.000	8.0

- Came off bench in first game vs. North Florida, scoring 3 points
- Played 26 games last season
- Has tallied four 3+ block games in career
- Logged 15 blocks last year, which was second on the team
- As a freshman, averaged 7.7 points 4. rebounds per game, while shooting 51 percent from the field

34



Alexa Zaph

So. • 1L • G • 5-8 • Oxbridge Academy

PTS	RBS	ASTS	STLS	FG%	3FG%	FT%	MPG
11.0	5.0	5	0	.417	.500	1.000	22.0

- Started at point guard vs. North Florida, where she had 11 points, matched career-high 5 rebounds and 5 assists
- Played in 29 games last season, while starting in two contests
- Has tallied double digits in scoring five times
- All-time leading scorer for the girls' and boys' programs at Oxbridge Academy and was named 5A Player of the Year



Box Scores



Official Basketball Box Score - Final
North Florida at Fla. Atlantic
 11/30/20 FAU Arena, Boca Raton, Fla.
 2020-21 Women's Basketball

Game Time: 5:00 PM
 Game Duration: 2:58
 Attendance: 198

Officials: Alexis Perez, Marlon Wong, Jessica Walter

North Florida - 81

Record: 0-3

NO.	Name	Min	FG		3P		FT		Rebounds		Fouls		TP	AS	TO	ST	Blocks		+/-													
			M-A	M-A	M-A	M-A	OR	DR	TOT	PF	FD	BS					BA															
11	Jazz Bond	F 25:19	6-16	3-8	5-6	2	7	9	2	7	20	1	1	1	0	1	0	1	-16													
14	Erin Jones	F 30:52	2-8	1-4	2-3	1	6	7	5	2	7	1	1	0	0	1	0	-10														
3	Tiffany Tolbert	G 03:51	1-1	0-0	0-0	0	0	0	0	0	2	0	0	0	0	0	0	-1														
4	Marissa Mackins	G 31:03	2-10	1-9	4-6	0	1	1	4	4	9	6	1	1	0	0	-3															
13	Rhetta Moore	G 38:21	10-18	7-12	1-2	2	3	5	4	3	28	0	3	1	0	1	-11															
23	Summah Evans	11:33	1-4	1-3	0-0	0	1	1	4	0	3	0	1	1	0	0	-9															
40	Emma Broermann	11:23	1-5	0-0	3-4	1	0	1	1	2	5	0	2	0	0	0	-1															
1	Nubia Bendedith	28:53	1-3	1-2	4-10	0	1	1	4	8	7	3	4	0	0	1	-14															
0	EiSe Harden	10:24	0-0	0-0	0-0	0	2	2	1	0	0	0	1	0	0	0	-3															
10	Sara Idris	08:21	0-0	0-0	0-0	0	2	2	0	1	0	1	0	0	0	0	9															
Team						6		5		11		0		2																		
Totals			24-65		14-38		19-31		12		28		40		25		27		81		12		16		4		0		4		-12	

Technical Fouls: NONE

Shooting By Period		
1 st FG%	7-16	43.8%
3PT%	4-10	40.0%
FT%	2-2	100%
2 nd FG%	2-10	20.0%
3PT%	1-7	14.3%
FT%	5-8	62.5%
3 rd FG%	6-17	35.3%
3PT%	2-7	28.6%
FT%	3-5	60%
4 th FG%	9-22	40.9%
3PT%	7-14	50.0%
FT%	9-16	56.3%
GM FG%	24-65	36.9%
3PT%	14-38	36.8%
FT%	19-31	61.3%

Dead Ball Rebounds: 9, 0

Fla. Atlantic - 93

Record: 1-0

NO.	Name	Min	FG		3P		FT		Rebounds		Fouls		TP	AS	TO	ST	Blocks		+/-													
			M-A	M-A	M-A	M-A	OR	DR	TOT	PF	FD	BS					BA															
00	Astou Gaye	F 20:41	5-12	1-2	0-0	8	5	13	3	0	11	1	1	0	0	0	0	7														
2	Iggy Allen	G 32:03	7-20	2-7	2-3	2	7	9	5	4	18	4	3	3	0	0	6															
3	Lotta Vehka-Aho	G 24:09	4-8	2-5	4-4	1	1	2	1	3	14	3	0	1	1	0	3															
12	Allie Tyika	G 21:40	8-14	3-7	0-0	0	3	3	2	0	19	1	1	1	0	0	17															
34	Alexa Zaph	G 21:30	3-6	1-4	4-4	0	5	5	2	11	5	3	0	0	0	0	10															
23	Tanyia Gordon	11:42	2-9	0-3	0-0	1	1	2	5	2	4	1	1	0	0	0	-4															
30	Janeta Rozentale	25:59	3-4	0-1	0-2	5	4	9	1	3	6	0	2	0	2	0	12															
4	Bre Beck	18:30	1-3	0-1	5-7	0	3	3	2	9	7	2	0	1	0	0	2															
15	Sofia Galerou	16:04	0-1	0-1	0-0	1	2	3	1	0	2	2	0	1	0	0	12															
32	Amber Gaston	07:36	0-0	0-0	3-4	1	1	2	2	2	3	0	1	0	0	0	-3															
13	Grace Collins	00:06	0-0	0-0	0-0	0	0	0	0	0	0	0	0	0	0	0	0															
Team						2		2		0		1																				
Totals			33-77		9-31		18-24		21		32		53		27		25		93		19		15		6		4		0		12	

Technical Fouls: NONE

Shooting By Period		
1 st FG%	7-18	38.9%
3PT%	4-9	44.4%
FT%	6-6	75%
2 nd FG%	5-16	31.3%
3PT%	2-9	22.2%
FT%	4-4	100%
3 rd FG%	11-23	47.8%
3PT%	3-11	27.3%
FT%	2-2	100%
4 th FG%	10-20	50.0%
3PT%	0-2	0.0%
FT%	6-10	60%
GM FG%	33-77	42.9%
3PT%	9-31	29.0%
FT%	18-24	75.0%

Dead Ball Rebounds: 1, 0

	UNF	FAU
Biggest lead	2 (1 st 7:44)	24 (4 th 8:42)
Best Scoring Run	9 (3 rd 4:04)	13 (4 th 8:42)
Lead Changes	4	
Times Tied	4	
Time with Lead	00:51	37:16

Points from	UNF	FAU
Paint	16	11
Second Chance	4	18
Fast Breaks	20	22
Bench	15	20

Period by Period Scoring					
	1st	2nd	3rd	4th	TOT
UNF	20	10	17	34	81
FAU	24	16	27	26	93



TEAM/GAME/INDIVIDUAL RECORDS

TEAM RECORDS Season

Most Points Scored

- 2,517 in 1990-91 (29 games)
- 2,418 in 2001-02 (31 games)
- 2,412 in 1988-89 (29 games)
- 2,367 in 1989-90 (29 games)
- 2,331 in 2013-14 (30 games)

Highest Scoring Average

- 86.8 in 1990-91 (2,517 pts./29 games)
- 83.2 in 1988-89 (2,412 pts./29 games)
- 81.6 in 1989-90 (2,367 pts./29 games)
- 81.3 in 1992-93 (2,275 pts./28 games)
- 78.0 in 2001-02 (2,418 pts./31 games)
- 77.7 in 2013-14 (2,331 pts./30 games)
- 75.2 in 1991-92 (1,956 pts./26 games)

Highest Scoring Margin

- +19.4 in 1988-89
- +17.0 in 1990-91
- +15.8 in 1986-87
- +14.4 in 1989-90
- +12.6 in 1992-93
- +12.2 in 1985-86
- +4.7 in 2013-14

Most Points Allowed

- 2,379 in 2001-02 (31 games)
- 2,282 in 2006-07 (31 games)
- 2,190 in 2000-01 (28 games)
- 2,189 in 2013-14 (30 games)
- 2,185 in 1999-00 (29 games)

Highest Scoring Avg. Allowed

- 78.2 in 2000-01 (28 games)
- 76.9 in 1998-99 (26 games)
- 76.7 in 2001-02 (31 games)
- 75.4 in 1997-98 (27 games)
- 75.3 in 1999-00 (29 games)

Most Field Goals Made

- 982 in 1990-91 (29 games)
- 964 in 1988-89 (29 games)
- 964 in 1989-90 (29 games)
- 905 in 1992-93 (28 games)
- 839 in 2001-02 (31 games)
- 816 in 2013-14 (30 games)
- 800 in 1999-00 (29 games)

Most Field Goals Attempted

- 2,339 in 1988-89 (29 games)
- 2,226 in 1990-91 (29 games)
- 2,180 in 1989-90 (29 games)
- 2,096 in 1992-93 (28 games)
- 2,081 in 2001-02 (31 games)
- 2,041 in 2013-14 (30 games)
- 1,971 in 2006-07 (31 games)

Highest Field Goal Percentage

- 48.6% in 1986-87
- 44.2% in 1985-86
- 44.2% in 1989-90
- 44.1% in 1990-91
- 43.5% in 1999-00
- 43.2% in 1992-93
- 42.0% in 1984-95
- 41.8% in 2009-10

Most 3 pt. FGs Made

- 294 in 2015-16 (30 games)
- 264 in 2013-14 (30 games)
- 211 in 2019-20 (30 games)**
- 206 in 2014-15 (30 games)
- 195 in 2016-17 (29 games)

Most 3 pt. FGs Attempted

- 839 in 2015-16 (30 games)
- 831 in 2013-14 (30 games)
- 720 in 2019-20 (30 games)**
- 650 in 2014-15 (30 games)
- 638 in 2016-17 (29 games)

Highest 3-pt. FG Percentage

- 36.9% in 2004-05 (158-513)

- 35.0% in 2015-16 (294-839)
- 34.6% in 1987-88 (18-52)
- 34.5% in 1996-97 (110-319)
- 34.3% in 1997-98 (154-449)
- 33.8% in 2005-06 (160-474)

Most Free Throws Made

- 604 in 2001-02 (31 games)
- 524 in 2002-03 (28 games)
- 492 in 1990-91 (29 games)
- 452 in 2005-06 (31 games)
- 445 in 2003-04 (28 games)

Most FTs Attempted

- 879 in 2001-02 (31 games)
- 711 in 2002-03 (28 games)
- 703 in 2005-06 (31 games)
- 699 in 2003-04 (28 games)
- 696 in 1988-89 (29 games)

Highest FT Percentage

- 73.7% in 2002-03 (524-711)
- 71.9% in 2014-15 (360-501)
- 71.9% in 2017-18 (397-552)
- 71.7% in 2019-20 (431-601)
- 71.1% in 1990-91 (492-692)

Most Rebounds

- 1,506 in 1990-91 (29 games)
- 1,499 in 1988-89 (29 games)
- 1,373 in 1989-90 (29 games)
- 1,363 in 1992-93 (28 games)
- 1,303 in 2001-02 (31 games)
- 1,271 in 1995-96 (29 games)
- 1,268 in 2006-07 (31 games)

Highest Rebounding Average

- 51.9 in 1990-91 (29 games)
- 51.6 in 1988-89 (29 games)
- 48.7 in 1992-93 (28 games)
- 47.3 in 1989-90 (29 games)
- 47.0 in 1991-92 (26 games)
- 43.8 in 1995-96 (29 games)
- 42.3 in 2017-18 (28 games)

Most Assists

- 547 in 1990-91 (29 games)
- 534 in 1989-90 (29 games)
- 499 in 1988-89 (29 games)
- 480 in 1992-93 (28 games)
- 476 in 2005-06 (31 games)
- 454 in 2001-02 (31 games)
- 437 in 1999-00 (29 games)

Highest Assists Average

- 18.9 in 1990-91
- 18.4 in 1989-90
- 17.2 in 1988-89
- 17.1 in 1992-93
- 15.5 in 2000-01
- 15.4 in 1997-98
- 15.4 in 2005-06

Most Blocks

- 145 in 2000-01 (28 games)
- 126 in 2005-06 (31 games)
- 125 in 2007-08 (28 games)
- 125 in 1989-90 (29 games)
- 113 in 1990-91 (29 games)

Most Steals

- 628 in 1988-89 (29 games)
- 494 in 1990-91 (29 games)
- 494 in 1992-93 (28 games)
- 444 in 1989-90 (29 games)
- 391 in 2001-02 (31 games)
- 352 in 2006-07 (31 games)
- 342 in 1994-95 (27 games)

Most Victories

- 23 in 1990-91 (23-6)

Most Consecutive Victories

- 13 in 1986-87 (1/5/87 to 2/21/87)
- 12 in 1990-91 (12/8/90 to 1/19/91)
- 11 in 1985-86 (1/6/86-2/1/86)

Most Consecutive Losses

- 21 (12/16/16 to 11/20/17)
- 12 (1/3/07 to 2/15/07)
- 11 (12/12/18-1/19/19)

Single Game

Most Points Scored

- 121 vs. Barry (1/30/89)
- 120 vs. Florida Memorial (11/16/13)
- 111 vs. St. Leo (11/21/89)
- 111 vs. Florida Memorial (1/26/93)
- 111 vs. Webber (12/6/14)

Largest Margin of Victory

- 77 vs. Florida Memorial (11/16/13)

Largest Margin of Defeat

- 82 at Tennessee 26-108 (1/21/92)

Most Points Allowed

- 115 at Valdosta State (11/28/87)

Fewest Points Scored

- 20 vs. USF (3/15/12)

Fewest Points Allowed

- 15 vs. St. Leo (1/5/87)

Most Points Scored (both teams)

- 212 at Clafin, 101-111 (2/2/91)

Fewest Points Scored (both teams)

- 72 vs. St. Leo, 57-15 (1/5/87)

Most Field Goals Made

- 43 vs. Troy (1/16/99)
- 40 vs. Florida Memorial (11/16/13)
- 40 vs. Troy (1/6/00)

Most Field Goal Attempts

- 86 vs. North Florida (11/23/96)
- 85 at Troy (2/15/01)
- 85 vs. Stetson (2/21/02)

Highest Field Goal Percentage

- 60.8% at Jacksonville State (1/27/00)
- 59.3% at North Texas (1/6/2010)
- 58.9% vs. Troy (1/6/10)
- 58.8% vs. Florida Memorial (11/16/13)
- 58.0% at Georgia State (2/3/01)

Most 3-point FGs Made

- *20 vs. UTEP (3/5/14)
- 17 vs. Marshall (1/7/16)
- 15 vs. Bethune-Cookman (12/29/15)
- 14 at Montana (12/19/15)
- 14 vs. Delaware State (11/27/15)

Most 3-point FG Attempts

- 47 vs. UTEP (3/5/14)
- 45 at Charlotte (1/30/16)
- 37 at Southern Miss (3/5/20)
- 36 vs. Hampton (11/7/18)
- 35 at Tulane (11/18/18)
- 35 at Ohio State (11/10/13)
- 34 vs. Rice (1/9/20)
- 33 at Old Dominion (1/28/16)
- 33 at Montana (12/19/15)

Highest 3-point FGs Percentage (Minimum 10 made)

- 63.2% vs. Morehead State 12-19 (11/27/04)
- 58.8% Twice (10-17)

Most Free Throws Made

- 35 at Belmont (2/11/02)
- 34 vs. Lehigh (12/28/96)
- 32 Five Times

Most Free Throw Attempts

- 51 vs. Lehigh (12/28/96)
- 46 vs. Florida Memorial (11/16/13)
- 46 vs. South Florida (12/28/01)

Most Rebounds

- 67 vs. Stetson (2/21/02)
- 63 vs. South Florida (2/15/01)
- 61 at Troy (2/15/01)

Most Assists

- 28 vs. Webber (11/12/10)
- 28 vs. Jacksonville State (2/12/98)
- 26 Two Times
- 25 Three Times

Most Steals

- *33 vs. Florida Memorial (11/16/13)
- 24 vs. Jacksonville (3/6/03)
- 24 vs. Campbell (12/29/06)
- 23 Three Times

Most Blocked Shots

- 13 vs. Louisiana (1/2/13)
- 12 vs. Eastern Michigan (12/19/02)
- 11 vs. Samford (3/3/01)
- 10 Two Times

Quarter Records

Points Scored by FAU

- Most: 30 points, vs. Akron (11/13/15), FIU (1/26/19) & Louisiana Tech (2/15/20)
Least: 3 points, vs. FGCU (12/11/16) & Middle Tenn. (1/5/19)

Points Scored by Opponent

- Most: 36 points, Southern Miss (2/18/17)
Least: 3, Siena (11/19/19)

INDIVIDUAL RECORDS Points

Most Points Scored in a Single Game

- 46-Yolanda Griffith at West Georgia (1/22/93)
- 38-Shontavia Williams vs. Lipscomb (12/2/04)

Most Points in a Season

- 621 Yolanda Griffith (1992-93)
- 589 Valene Harris (1988-89)
- 587 Valene Harris (1989-90)
- 578 Sally Watson (1986-87)
- 540 Kim Hicks (1990-91)

Highest Season Scoring Average

- 28.2 Yolanda Griffith (1992-93)
- 22.2 Sally Watson (1986-87)
- 20.6 Tiffany Collins (1991-92)
- 20.3 Valene Harris (1988-89)
- 20.2 Valene Harris (1989-90)

Most Career Points

- 1,406 Shontavia Williams (2002-05)
- 1,401 Tiffany Collins (1988-91)
- 1,187 Amanda Whitney (1993-95, 97)
- 1,176 Valene Harris (1988-89)
- 1,165 Tamala Vaughn (1996-97, 99-00)
- 1,158 LaTorria Matthews (1997-00)
- 1,075 Brittany Bowe (2006-10)
- 1,070 Sherri Pla (1994-97)
- 1,014 Sasha Cedeño (2014-2018)
- 996 Breana Turner (2008-13)

Highest Career Scoring Average (Min. 40 games)

- 20.3 Valene Harris (1988-89)
- 17.0 Kim Hicks (1989-90)
- 14.6 Tamica Pierce (2001-02)
- 14.6 Ali Gorrell (2014-16)
- 14.5 Sheridan Andrews (1998-99)
- 13.7 Angie Smith (1994-95)
- 12.7 Shontavia Williams (2002-05)

Field Goals

Field Goals Made in a Game

- 21 Yolanda Griffith at West Georgia (1/22/93)
- 14 Sheridan Andrews vs. Troy (1/6/00)
- 14 Shontavia Williams vs. Lipscomb

(12/2/04)

Field Goals Made in a Season

1. 264 Valene Harris (1989-90)
2. 262 Yolanda Griffith (1992-93)
3. 260 Valene Harris (1988-89)
4. 247 Sally Watson (1986-87)
5. 241 Kim Hicks (1990-91)

Field Goals Made in a Career

1. 551 Tiffany Collins (1988-91)
2. 524 Valene Harris (1988-89)
3. 490 Shontavia Williams (2002-05)
4. 486 Tamala Vaughn (1996-97, 99-00)
5. 461 Amanda Whitney 1993-95, 97
6. 425 Kim Hicks 1989-90
7. 403 LaTorria Matthews 1997-00
8. 377 Breana Turner 2008-13
- 377 Sherri Pla 1994-97
10. 351 Sasha Cedeño 2014-2018

Field Goal Attempts in Game

1. 32 Yolanda Griffith at West Georgia (1/22/93)
2. 28 Shontavia Williams vs. Lipscomb (12/2/04)

Field Goal Attempts in Season

1. 524 Valene Harris 1988-89
2. 470 Tiffany Collins 1991-92
3. 468 Valene Harris 1989-90
4. 438 Kim Hicks 1990-91
5. 435 Sally Watson 1986-87

Field Goal Attempts in Career

1. 1306 Shontavia Williams 2002-05
2. 1262 Tiffany Collins 1988-91
3. 1053 Tamala Vaughn 1996-97, 99-00
4. 1045 Amanda Whitney 1993-95, 97
5. 992 Valene Harris 1988-89

Highest FG% in a Game

(Minimum 9 made)

- 100% Amanda Bulin vs.
Kennesaw State, 9-9 (2/1/06)
90% Crystal Boyland at Stetson 9-10 (1/9/03)

Highest FG% in a Season

(Minimum 100 made)

1. 63.1% Yolanda Griffith 1992-93
2. 56.8% Sally Watson 1986-87
3. 56.4% Valene Harris 1989-90
4. 55.5% Sheridan Andrews 1999-00
5. 55.2% Melinda Myers 2015-16

Highest FG% in a Career

(Minimum 200 made)

1. 63.1% Yolanda Griffith 1992-93
2. 56.8% Sally Watson 1986-87
3. 52.8% Valene Harris 1988-90
4. 52.2% Sheridan Andrews 1998-99
5. 52.0% Kim Hick 1989-90

3-Point Field Goals

3-PT FGs Made in a Game

1. 11* Kat Wright at Charlotte (1/30/16)
2. 9 Kimberly Smith at Tulsa (2/8/14)
3. 8 Jessie Castaneda at Ga. State (2/6/97)
4. 7 Latavia Dempsey vs. Rice (1/11/14)
- 7 Malia Kency vs WIU (11/23/14)

Most 3-PT Made in a Season

1. 90 Kimberly Smith (2013-14)
2. 87 Kat Wright (2015-16)
3. 66 LaTorria Matthews (1997-98)
4. 63 Lyrell Barfield (2009-10)
5. 61 LaTorria Matthews (2000-01)
6. 60 Jessie Castaneda (1996-97)
7. 57 Cristal Randolph (2003-04)
8. 55 Morgan Robinson (2015-16)
9. 52 Malia Kency (2014-15)

Most 3-PTs Made in a Career

1. 220 LaTorria Matthews 1997-00
2. 197 Kimberly Smith 2010-14
3. 176 Malia Kency 2014-2018
4. 170 Sasha Cedeño 2014-2018
5. 155 Cristal Randolph 2003-06
6. 145 Kat Wright 2013-16
7. 133 Latavia Dempsey 2013-14
8. 128 Morgan Robinson 2013-16
9. 118 Sanja Culina 1996-99
10. 105 Lyrell Barfield 2009-11
- 105 Teri Stamps 2008-12

Most 3-PT Attempts in Season

1. 241 Kimberly Smith 2013-14
2. 217 Kat Wright 2015-16
3. 186 Lyrell Barfield 2009-10
4. 173 Cristal Randolph 2004-05
5. 163 LaTorria Matthews 1997-98
6. 161 Morgan Robinson 2015-16
7. 159 Sasha Cedeño 2014-15
8. 158 Jessie Castaneda 1996-97
9. 157 LaTorria Matthews 2000-01
10. 154 Kimberly Smith 2012-13

Most 3-PT Attempts in Career

1. 601 Kimberly Smith 2010-13
2. 574 LaTorria Matthews 1997-00
3. 505 Malia Kency 2014-2018
4. 474 Sasha Cedeño 2014-2018
5. 449 Cristal Randolph 2003-06
6. 427 Morgan Robinson 2012-16
7. 420 Kat Wright 2013-16
8. 369 Janka Deckerova 2000-03
9. 346 Teri Stamps 2008-12
10. 334 Sanja Culina 1996-99

Highest 3-PT% in a Game

(Minimum 5 made)

1. 85.7% Kat Wright vs. Marshall (1/7/16), 6-7
- 85.7% Sanja Culina vs. Samford (2/25/99), 6-7
- 85.7% Morgan Robinson vs. North Texas (1/25/14), 6-7
3. 80% Jessie Castaneda at Ga. State (2/6/97), 8-10

Highest 3-PT% in a Season

(Minimum 30 made)

1. 45.2% Teri Stamps 2009-10
2. 44.2% Sasha Cedeño 2015-16
3. 40.9% Amanda Whitney 1995-96
4. 40.5% LaTorria Matthews 1997-98
5. 40.5% Sharia Young 2003-04
- 40.5% Andrea Taylor 2008-09

Highest 3-PT% in a Career

(Minimum 75 made)

1. 38.3% LaTorria Matthews 1997-00
2. 38.0% Malia Kency 2014-16
3. 37.4% Amanda Whitney 1993-95, 97
4. 36.1% Sasha Cedeño 2014-current
5. 35.6% Sharia Young 2002-05
6. 35.3% Sanja Culina 1996-99
7. 34.5% Kat Wright 2013-16
8. 34.5% Cristal Randolph 2003-06

Free Throws

Most FT Made in a Game

1. 15 Shontavia Williams vs. Mercer (3/10/06)
2. 15 Brittany Bowe vs. MTSU(2/23/08)
3. 14 Ali Gorrell at Southern Miss (1/14/16)
4. 13 Tee Bias at Stetson (2/15/97)
- 13 Ali Gorrell vs. Akron (11/13/15)
- 13 Angie Rodgers vs. Long Island (12/28/02)
7. 12 Kristy Halvorsen at Jacksonville (1/13/00)
- 12 Morgan Robinson vs. FIU (1/3/15)
- 12 Kimberly Smith vs. FIU (1/3/15)
10. 11 Jackie Brown vs. Youngstown State (11/26/04)
- 11 Danneal Ford at UTSA (1/25/18)
- 11 Trineca McCleod vs. UCF (12/4/03)
- 11 Yonka Moses vs. Texas-Pan American (12/28/98)
- 11 Tamica Pierce at UCF (1/25/03)
- 11 Tamica Pierce vs. Weber St. (11/24/01)
- 11 Sherri Pla vs. Stetson (2/16/98)
- 11 Jamaría Williams vs. UTSA (2/9/19)
- 11 Crystal Primm vs. Little Rock (11/21/19)

Most FT Made in a Season

1. 168 Tamica Pierce 2001-02
2. 140 Vicki Bentkowski 1987-88
3. 137 Crystal Primm (2019-20)
4. 134 Ali Gorrell 2015-16
5. 129 Missy Glaser 2005-06
6. 126 Shontavia Williams 2005-06
7. 122 Vicki Bentkowski 1988-89
8. 110 Mistoria Brown (2006-07)
9. 107 Shaneese Bailey 2014-15
10. 105 Shontavia Williams (2004-05)

Most FT Made in a Career

1. 394 Shontavia Williams 2002-05
2. 297 Tiffany Collins 1988-91

3. 273 Brittany Bowe (2006-10)
4. 271 Tamica Pierce 2001-02
5. 264 Sherri Pla 1994-97
6. 262 Vicki Bentkowski 1987-88
7. 228 Chatele Jones 1998-01
8. 223 Ali Gorrell 2014-16
9. 214 Yonka Moses 1994-95, 97-98
10. 212 Breana Turner 2008-13

Most FT Attempts in a Game

1. 20 Brittany Bowe vs. MT (2/23/08)
2. 18 Brittany Bowe at Troy (2/20/10)
- 18 Ali Gorrell at Southern Miss (1/14/16)

Most FT Attempts in a Season

1. 219 Tamica Pierce 2001-02
2. 214 Crystal Primm (2019-20)
3. 213 Vicki Bentkowski 1987-88
4. 181 Vicki Bentkowski 1988-89
5. 171 Shontavia Williams 2005-06
6. Missy Glaser 2005-06

Most FT Attempts in a Career

1. 545 Shontavia Williams 2002-05
2. 425 Tiffany Collins 1988-91
3. 402 Sherri Pla 1994-97
4. 394 Vicki Bentkowski 1987-89
5. 381 Chantale Jones 1998-01
6. 349 Tamica Pierce 2001-03
7. 311 Yonka Moses 1994-95, 97-98
- 311 Kristy Halvorsen 1998-01
9. 291 Breana Turner 2008-13
10. 286 Ali Gorrell 2014-16

Highest FT% in a Game (Min 10)

- 100% Sherri Pla at Campbell 10-10 (1/3/1998)
100% Angie Rodgers vs. Long Island 13-13 (12/28/2002)
100% Tamica Pierce at Belmont 10-10 (2/11/2002)
100% Tamica Pierce vs. Jacksonville 10-10 (2/23/2002)
100% Tamica Pierce at UCF 11-11 (1/25/2003)
100% Trineca McCleod at UCF 10-10 (1/13/2004)

Highest FT% in a Season

(Minimum 30 made)

1. 87.5% Sherry Dishman 1984-85
2. 86.0% Jennifer Olson 2002-03
3. 84.8% Janka Deckerova 2001-02
4. 84.4% Janka Deckerova 2002-03
5. 84.4% Christy Cowherd 1991-92

Highest FT% in a Career

(Minimum 100 made)

1. 83.0% LaTorria Matthews 1997-00
2. 79.4% Angie Rodgers 2001-02
3. 78.0% Janka Deckerova 2000-03
- 78.0% Ali Gorrell 2014-16
5. 77.7% Tamica Pierce 2001-02

Rebounds

Most Rebounds in a Career

1. 939 Tiffany Collins 1988-1992
2. 615 Shontavia Williams 2002-2006
3. 599 Kristy Halvorsen 1997-2002
4. 575 Melinda Myers 2014-2018
5. 542 Tamala Vaughn 1996-98,99-01
6. 529 Kim Hicks 1989-1991
7. 520 Amanda Whitney 1993-96,97-98
8. 507 Ra'Kyra Gabriel 2015-2019
9. 489 Valene Harris 1988-1990
10. 474 Raven Doyle 2013-2018

Most Rebounds/Game in a Career

(Minimum 20 games)

1. 16.0 Yolanda Griffith 1992-1993
2. 10.0 Yolanda Gregory 1992-1993
3. 9.1 Kim Hicks 1989-1991
4. 8.5 Tiffany Collins 1988-1992
5. 8.4 Valene Harris 1988-1990
6. 7.7 Juana Wilson 1984-1986

Most Rebounds in a Single Game

- 33 Yolanda Griffith vs. FIU (2/27/93)

Most Rebounds in a Season

1. 352 Yolanda Griffith 1992-1993
2. 301 Tiffany Collins 1991-1992

3. 290 Kim Hicks 1990-1991
4. 255 Valene Harris 1988-1989
5. 252 Kristy Halvorsen 2001-2002

Most Rebs/Game in a Season

1. 16.0 Yolanda Griffith 1992-1993
2. 11.6 Tiffany Collins 1991-1992
3. 10.0 Yolanda Gregory 1992-1993
- 10.0 Kim Hicks 1990-1991
5. 9.3 Tiffany Collins 1990-1991

Assists

Most Assists in a Game

- 29 Astrid Soulette at Claffin (1/10/90)

Most Assists in a Season

1. 181 Shuteamia Brayboy 2005-06
2. 180 Astrid Soulette 1989-90
3. 159 Shuteamia Brayboy 2006-07
4. 136 Brittany Bowe 2009-10
5. 129 Danneal Ford 2017-18
6. 127 Sherri Pla 1997-98
7. 126 Ali Gorrell 2015-16
8. 120 Chantale Jones 2001-02

Highest Assists per Game in a Season (Minimum 20 games)

1. 6.2 Astrid Soulette 1989-90
2. 5.8 Shuteamia Brayboy 2005-06
3. 5.1 Shuteamia Brayboy 2006-07
4. 4.7 Brittany Bowe 2009-10
- 4.7 Sherri Pla 1997-98
6. 4.3 Rita Mosley 1998-99
- 4.3 Chantale Jones 2001-02
8. 4.2 Ali Gorrell 2015-16

Most Assists in a Career

1. 491 Shuteamia Brayboy 2004-08
2. 413 Sherri Pla 1994-97
3. 392 Rita Mosley 1996-99
4. 385 Brittany Bowe 2006-10
5. 354 Chantale Jones 1998-01
6. 328 Julie Goad 2000-03
7. 283 LaTorria Matthews 1997-00
8. 273 Taktia Brooks 2013-14
9. 260 Malia Kency 2014-2018
10. 236 Danneal Ford 2015-2019

Highest Assists per Game in a Career (Minimum 40 games)

1. 4.7 Shuteamia Brayboy 2004-08
2. 4.3 Brittany Bowe 2008-10
3. 3.8 Sherri Pla 1994-97
4. 3.7 Rita Mosley 1996-99
5. 3.6 Chantale Jones 1998-01

Blocks

Career Blocked Shots

1. 124 Kim Hicks 1989-91
2. 109 DeeAnna Hanscom 2000-03
3. 105 Breana Cox Kone 2005-08
4. 104 Kristy Halvorsen 1997-01
5. 89 Cheneise Miller 2012-14
6. 86 Ruta Griniute 1999-00
7. 74 Sasha Cedeño 2014-18
8. 69 Yolanda Griffith 1992-93
9. 67 Ra'Kyra Gabriel 2015-19
10. 57 Amanda Whitney 1993-95, 1997
11. 56 Cristine Kroger 1986-87

Blocks in a Single Game

1. 12 Deeanna Hanscom vs. Eastern Michigan (12/19/02)
2. 10 Ruta Griniute vs. Samford (3/3/01)

***Conference USA record**



TV Roster




00

Astou Gaye
Uh-Stew Gay
Sr. • F • Creteil, France



1

Rita Pleskavich
REE-Tuh Ples-KAH-vitch
R-Jr. • G • Moscow, Russia



2

Iggy Allen
Gr. • G • Pompano Beach, Fla.



3

Lotta Vehka-Aho
LOW-ta Vay-ka-ah-HO
So. • G • Vimpeli, Finland



4

Bre Beck
Jr. • G • Chicago, Ill.



5

Nikola Ozola
Nick-O-la OH-zo-LA
So. • G • Jurmala, Latvia



10

Glenisha Harkless
Gluh-KNEE-sha
Jr. • G • Jacksonville, Fla.



11

Juliette Gauthier
GOAT-tee-ay
Jr. • G/F • Blainville, Québec



12

Allie Tylka
TIL-ka
So. • G • Wauconda, Ill.



13

Grace Collins
So. • F • Rockaway Beach, N.Y.



15

Sofia Galeron
Gal-er-OWN
R-Jr. • F • Burgos, Spain



23

Tanyia Gordon
Tuh-NIE-yh
So. • G • Plant City, Fla.




30

Janeta Rozentale
Yuh-net-uh-Roe-zen-tal-ae
R-So. • F • Dobeles, Latvia



31

Tori Abelson
Abe-OL-son
So. • G • Doylestown, Penn.



32

Amber Gaston
Jr. • F • Vicksburg, Miss.



33

Kimia Carter
Kim-EYE-uh
R-Fr. • G • Chatanooga, Tenn.



34

Alexa Zaph
So. • G • Jupiter, Fla.



Jim Jabir
JAY-bur



Terry Primm



Otavio Battaglia
Bah-TAG-lee-ah



Arianne Stinson
Ar-EE-an