

COMPREHENSIVE LIST OF
CORAL GABLES

with a view
of American Youth Football

See F

MIAMI

HURRICANES

2020-21 MEN'S BASKETBALL MEDIA GUIDE



ALWAYS RISING



EVERY HALF. EVERY GAME. EVERY SEASON.

A banner moment is defined by a few seconds changing the course of history. And no conference delivers more of them than the ACC. Always leading. Always redefining. Always Rising. Witness the moments from tipoff until the confetti showers on ACCN.

GetACCN.com | @ACCNetwork



TABLE OF CONTENTS



UNIVERSITY OF MIAMI
Department of Athletics
5821 San Amaro Drive
Coral Gables, FL 33146

UNIVERSITY OF MIAMI MISSION STATEMENT

The University of Miami's mission is to educate and nurture students, to create knowledge, and to provide service to our community and beyond. Committed to excellence and proud of the diversity of our University family, we strive to develop future leaders of our nation and the world.

INTRODUCTION

University & Team Information	2
2020-21 Schedule	3
Roster	4
About the Hurricanes	5
University Administration	6
Senior Staff	7-11
Media Policies	12
Communications Contacts	13
Facilities	14

COACHES & STAFF

Head Coach Jim Larrañaga	16-22
Associate Head Coach Chris Caputo	23
Assistant Coach Bill Courtney	24
Assistant Coach Adam Fisher	25
Director of Operations Lamont Franklin	26
Basketball Staff	27-29
Support Staff	30

HURRICANES

Photo Roster	32-34
Harlond Beverly	35-36
Nysier Brooks	37-38
Matt Cross	39
Deng Gak	40-41
Filippos Gkogkos	42-43
Willie Herenton	44-45
Chris Lykes	46-48
Kameron McGusty	49-51
Rodney Miller Jr.	52-53
Elijah Olaniyi	54-56
Earl Timberlake	57
Sam Waardenburg	58-59
Anthony Walker	60-61
Isaiah Wong	62-63

2019-20 SEASON IN REVIEW

Game Results	66
Season Statistics	67
ACC Statistics	68
Non-Conference Statistics	69
Win/Loss Statistics	70-71
Home/Away/Neutral Statistics	72-74
Team Game-by-Game Comparison	75
Team Game-by-Game	76
Opponent Game-by-Game	77
Team Game Highs/Lows	78-79
Opponent Game Highs/Lows	80-81
Player Game-by-Game Highs	82-83
Player Game Highs	84-85
Opponent Player Game Highs	86

Category Leaders	87-88
Player Game-by-Game Pts-Reb-Ast	89
Top Individual Performances & Trends	90
Box Scores	91-98
ACC Season in Review	99
ACC Awards	100
ACC Individual Leaders	101
ACC Team Statistics	102-104

HISTORY

Year-by-Year Coaching Records	106-107
NCAA Tournament History	108
NCAA Tournament Teams	109-113
NIT History	114
NIT Teams	115-120
ACC Tournament History	121
BIG EAST Tournament History	122
All-Americans	123
NBA & ABA Drafts	124
Canes in the NBA	125-126
Honors	127-129
Miami and the Polls	130-136
All-Time Letter Winners	137-138
UM Sports Hall of Fame Inductees	139
Team Captains	139
1984-85 Practice Team	139
Miami Basketball History	140-148

RECORDS

Team Game & Season Records	150
Team ACC Game Records	151-153
Team Records by Half	154-155
Individual Game/Half/ACC Records	156-161
Individual Season Records	162-167
Individual Career Records	168-172
Opponent Team Game/Half/Records	173-176
Opponent Individual Game/Half Records	177-179
NCAA Tournament Records	180-182
Opponent NCAA Tournament Records	183-184
NIT Records	185-187
Opponent NIT Records	188-189
ACC Tournament Records	190-192
Opponent ACC Tournament Records	193-194
Year-by-Year Team Stats	195-197
1,000 Points Club	198-200
Annual Leaders	201-203
100-Point Games	204-205
Overtime Games	206-207
Season Openers	208-209
Records by Month	209
Watsco Center Records	210
Home Attendance Figures	211-212

RESULTS

Regular-Season Tournaments/Events	214-216
Series Records	217-219
All-Time Series Results	220-236
Year-by-Year Results	237-261

CREDITS

Editing & Compilation	Alex Schwartz, Kevin Ivany, Ashleigh Young, past Miami communications staff members
Design	Kevin Ortiz, Leo Ramos
Photography	JC Ridley, Eric Espada, Tessa Mortensen, NBA

UNIVERSITY & TEAM INFORMATION

UNIVERSITY INFORMATION

Location.....	Coral Gables, Fla.
Enrollment.....	17,809
Founded.....	1925
Nickname.....	Hurricanes
Colors.....	Orange (PMS 1665), Green (PMS 3435) and White
President.....	Dr. Julio Frenk
Director of Athletics.....	Blake James
Faculty Athletics Representative.....	Dr. Marvin Dawkins
Conference.....	Atlantic Coast Conference
Arena / Capacity.....	Watsco Center / 7,972
Ticket Office Phone.....	1-800-GO-CANES
Flagship Radio Station.....	305-284-2111
Website.....	MiamiHurricanes.com
Mailing Address..	5821 San Amaro Drive, Coral Gables, FL 33146
Radio Play-by-Play.....	Joe Zagacki

ATHLETICS ADMINISTRATION

Director of Athletics.....	Blake James
Deputy AD/Chief Operating Officer/SWA.....	Jennifer Strawley
Deputy AD/Chief Financial Officer.....	Jason Layton
Sr. Associate AD/Academic Services.....	David Wyman
Sr. Associate AD/Administration.....	Rena Myles Payne
Sr. Associate AD/Communications & Digital Strategy.....	Carter Toole
Sr. Associate AD/Compliance.....	Craig Anderson
Sr. Associate AD/Facilities & Event Operations.....	Tim Wise
Sr. Associate AD/Performance, Health & Wellness.....	Luis Feigenbaum
Sr. Associate AD/Student-Athlete Development.....	Shirelle Jackson
Associate AD/Alumni Programs.....	Rick Remmert
Associate AD/Athletic Training.....	Vinny Scavo
Associate AD/Business Operations.....	Matthew Smale
Associate AD/Development.....	Chris Cohen
Associate AD/Facilities & Operations.....	Tom Ponietowicz
Associate AD/Internal Operations.....	David Case
Associate AD/Premium Seating & Corp. Development.....	Ben Creed
Associate AD/Sales & Service.....	Dan Boyd
Assistant AD/Academic Services.....	Demetres Darden
Assistant AD/Business Analytics.....	Alfred Vaca
Assistant AD/Business Operations.....	Julia Kincade
Assistant AD/Communications.....	Camron Ghorbi
Assistant AD/Compliance & Eligibility.....	Dan Raben
Assistant AD/Development.....	Alfonso Restrepo
Assistant AD/Digital Strategy.....	Tim Brogdon
Assistant AD/Marketing & Event Experience.....	Conrad Bradburn
Assistant AD/Production Services.....	Drew Thomas
Assistant AD/Ticket Operations.....	Holdyn Halperin
Assistant AD/Ticket Sales.....	Mackie Feierstein
Assistant AD/Video & Game Production.....	Kaylie Shannon
Assistant AD/Video Services.....	Andrew Rossetti

PROGRAM HISTORY

First Year of Basketball.....	1926-27 (no team from 1971-85)
All-Time Record.....	1,061-783 (575)
Under Coach Jim Larrañaga.....	190-113 (9 years)
ACC Record Under Larrañaga.....	87-75 (9 years)
All-Time ACC Record.....	130-144 (.474) (16 years)
ACC Regular Season Championship.....	1 / 2013
ACC Tournament Championship.....	1 / 2013
NCAA Appearances.....	10
1960, '98, '99, 2000, '02, '08, '13, '16, '17, '18	
All-Time Record in NCAA Tournament.....	8-10
Last NCAA Postseason Finish.....	2018 First Round
NIT Appearances.....	12
1961, '63, '64, '95, '97, '01, '05, '06, '09, '11, '12, '15	
All-Time Record in NIT.....	11-12
Last NIT Finish.....	2015 Runner-Up

2020-21 IN REVIEW

Overall Record.....	15-16
Home/Away/Neutral.....	9-5 / 4-8 / 2-3
ACC Record/Finish.....	7-13 / T-10th
Letter Winners Returning/Lost.....	10 / 2
Starters Returning/Lost.....	4 / 1
Newcomers.....	3 (plus an eligible transfer)

COMMUNICATIONS

Sr. Associate AD/Comm. & Digital Strategy.....	Carter Toole
Office / Cell.....	305-284-3245 / 615-598-8540
Email.....	carter.toole@miami.edu
Associate Director/Communications.....	Alex Schwartz
(Men's Basketball Contact)	
Office / Cell.....	305-284-3249 / 609-802-3674
E-Mail.....	alexschwartz@miami.edu
Assistant Director/Communications.....	Kevin Ivary
(Co-Secondary Contact)	
Office.....	305-284-2972 / 305-389-6612
E-Mail.....	ksi9@miami.edu
Assistant Director/Communications.....	Ashleigh Young
(Co-Secondary Contact)	
Office.....	305-284-6008 / 714-721-6816
E-Mail.....	ashleigh.young@miami.edu
Assistant AD/Communications.....	Camron Ghorbi
Associate Director/Communications.....	David Villavicencio
Associate Director/Communications.....	Megan Barnes
Senior Editor.....	Christy Cabrera Chirinos
Assistant AD/Digital Strategy.....	Tim Brogdon
Associate Director/Digital Strategy.....	Austin Sapin
Assistant Director/Digital Strategy.....	Tessa Mortensen
Director/Brand Marketing.....	Leo Ramos
Senior Graphic Designer.....	Kevin Ortiz
Graphic Designer.....	James Karnib
Assistant AD/Video & Game Production.....	Kaylie Shannon
Senior Athletics Video Producer.....	Bradley Amus
Senior Designer of Animation.....	Kyle Stopperan
Athletics Video Producer.....	Jimmie Nelson
Athletics Video Producer.....	David Paula
Athletics Video Producer.....	Devonte Gray

SOCIAL MEDIA ACCOUNTS

Basketball Twitter, Instagram & Facebook.....	@CanesHoops
Athletics Twitter, Instagram & Facebook.....	@MiamiHurricanes
Jim Larrañaga, Head Coach.....	Twitter: @CanesCoachL
Blake James, Director of Athletics.....	Twitter: @CanesAllAccess



2020-21 SCHEDULE

NOVEMBER

SUN.	29	NORTH FLORIDA	CORAL GABLES, FLA.	6 p.m.	ACCN
------	----	---------------	--------------------	--------	------

DECEMBER

FRI.	4	STETSON	CORAL GABLES, FLA.	8 p.m.	ACCN
TUE.	8	PURDUE+	CORAL GABLES, FLA.	5 p.m.	ESPN2
SAT.	12	FGCU	CORAL GABLES, FLA.	TBD	ACCNX
WED.	16	PITTSBURGH*	CORAL GABLES, FLA.	6 p.m.	ACCN
SAT.	19	JACKSONVILLE	CORAL GABLES, FLA.	TBD	RSN
TUE.	29	at Virginia Tech	Blacksburg, Va.	6 p.m.	ACCN

JANUARY

SAT.	2	CLEMSON*	CORAL GABLES, FLA.	2 p.m.	RSN
TUE.	5	NORTH CAROLINA*	CORAL GABLES, FLA.	8 p.m.	ESPN
Sat.	9	at NC State*	Raleigh, N.C.	12 p.m.	RSN
Tue.	12	at Boston College*	Chesnut Hill, Mass.	7 p.m.	RSN
SAT.	16	LOUISVILLE*	CORAL GABLES, FLA.	8 p.m.	ACCN
Tue.	19	at Syracuse*	Syracuse, N.Y.	7 p.m.	ACCN
SUN.	24	NOTRE DAME*	CORAL GABLES, FLA.	6 p.m.	ACCN
Wed.	27	at Florida State*	Tallahassee, Fla.	6 p.m.	ESPN2
Sat.	30	at Wake Forest*	Winston-Salem, N.C.	2 p.m.	ACCN

FEBRUARY

MON.	1	DUKE*	CORAL GABLES, FLA.	7 p.m.	ESPN
SAT.	6	VIRGINIA TECH*	CORAL GABLES, FLA.	12 p.m.	RSN
Mon.	8	at North Carolina*	Chapel Hill, N.C.	7 p.m.	ESPN
Sun.	14	at Notre Dame*	Notre Dame, Ind.	6 p.m.	ACCN
SAT.	20	GEORGIA TECH*	CORAL GABLES, FLA.	12 p.m.	RSN
WED.	24	FLORIDA STATE*	CORAL GABLES, FLA.	8:30 p.m.	ACCN
Sat.	27	at Clemson*	Clemson, S.C.	2 p.m.	RSN

MARCH

Mon.	1	at Virginia*	Charlottesville, Va.	9 p.m.	ESPN/2/U
FRI	5	BOSTON COLLEGE*	CORAL GABLES, FLA.	6 p.m.	ACCN
Tue.-Sat.	9-13	ACC Tournament	Greensboro, N.C.	TBD	TBD

Home games at the Watsco Center in **BOLD CAPS**

* ACC game

+ ACC/Big Ten Challenge

All times Eastern and subject to change

INTRODUCTION

2020-21 ROSTER

INTRODUCTION

NUMERICAL

No.	Name	Pos.	Ht.	Wt.	Yr.	Hometown / Previous School
0	Chris Lykes	Sr.	G	5-7	160	Mitchellville, Md. / Gonzaga College HS (D.C.)
1	Anthony Walker	So.	F	6-9	210	Baltimore, Md. / Brewster Academy (N.H.)
2	Isaiah Wong	So.	G	6-3	180	Piscataway, N.J. / Monsignor Bonner (Pa.)
3	Nysier Brooks	RSr.	C	7-0	240	Philadelphia, Pa. / Cincinnati / Advanced Prep International (Texas)
4	Elijah Olaniyi ^A	Sr.	G	6-5	205	Newark, N.J. / Stony Brook / East Side
5	Harlond Beverly	So.	G	6-5	185	Detroit, Mich. / Montverde Academy (Fla.)
10	Filippos Gkogkos	So.	G	6-3	190	Athens, Greece / International School of Bucharest (Romania)
13	Earl Timberlake	Fr.	G	6-6	215	Washington, D.C. / DeMatha Catholic (Md.)
14	Rodney Miller Jr.	RSr.	C	7-0	250	Laurelton, N.Y. / Oak Hill Academy (Va.)
15	Willie Herenton	Sr.	G	6-2	180	Lincolnshire, Ill. / Adlai Stevenson
21	Sam Waardenburg	RSr.	F	6-10	225	Auckland, New Zealand / Rangitoto College
22	Deng Gak	RJr.	F	6-11	220	Sydney, Australia / Blair Academy (N.J.)
23	Kameron McGusty	RSr.	G	6-5	190	Katy, Texas / Oklahoma / Sunrise Christian Academy (Kan.)
33	Matt Cross	Fr.	F	6-7	225	Beverly, Mass. / Brewster Academy (N.H.)

ALPHABETICAL

No.	Name	Pos.	Ht.	Wt.	Yr.	Hometown/Previous School
5	Harlond Beverly	So.	G	6-5	185	Detroit, Mich. / Montverde Academy (Fla.)
3	Nysier Brooks	RSr.	C	7-0	240	Philadelphia, Pa. / Cincinnati / Advanced Prep International (Texas)
33	Matt Cross	Fr.	F	6-7	225	Beverly, Mass. / Brewster Academy (N.H.)
22	Deng Gak	RJr.	F	6-11	220	Sydney, Australia / Blair Academy (N.J.)
10	Filippos Gkogkos	So.	G	6-3	190	Athens, Greece / International School of Bucharest (Romania)
15	Willie Herenton	Sr.	G	6-2	180	Lincolnshire, Ill. / Adlai Stevenson
0	Chris Lykes	Sr.	G	5-7	160	Mitchellville, Md. / Gonzaga College HS (D.C.)
23	Kameron McGusty	RSr.	G	6-5	190	Katy, Texas / Oklahoma / Sunrise Christian Academy (Kan.)
14	Rodney Miller Jr.	RSr.	C	7-0	250	Laurelton, N.Y. / Oak Hill Academy (Va.)
4	Elijah Olaniyi ^A	Sr.	G	6-5	205	Newark, N.J. / Stony Brook / East Side
13	Earl Timberlake	Fr.	G	6-6	215	Washington, D.C. / DeMatha Catholic (Md.)
21	Sam Waardenburg	RSr.	F	6-10	225	Auckland, New Zealand / Rangitoto College
1	Anthony Walker	So.	F	6-9	210	Baltimore, Md. / Brewster Academy (N.H.)
2	Isaiah Wong	So.	G	6-3	180	Piscataway, N.J. / Monsignor Bonner (Pa.)

^A sitting out 2020-21 season, per NCAA transfer regulations

STAFF

- Head Coach:** Jim Larrañaga, Providence '71, 10th season
Associate Head Coach: Chris Caputo, Westfield State (Mass.) '02, 10th season
Assistant Coach: Bill Courtney, Bucknell '92, second season
Assistant Coach: Adam Fisher, Penn State '06, eighth season (sixth as AC)
Director of Operations: Lamont Franklin, UNC Wilmington '97, fourth season
Associate Director of Operations: Jeff Dyer, Delaware '14, third season
Athletic Trainer: Cory Kaplan, Florida '14, second season
Strength & Conditioning Coach: Phil Baier, Springfield (Mass.) '13, second season

PRONUNCIATION GUIDE

Nysier Brooks	NAH-Seer	Elijah Olaniyi	Oh-LAH-Nee-Yee
Deng Gak	Gack	Sam Waardenburg	WAR-Din-Berg
Filippos Gkogkos	FILL-EEP-Ose GO-Gose	HC Jim Larrañaga	Lare-Uh-NAY-Guh
Willie Herenton	HEHR-In-Ton	AC Chris Caputo	Kuh-PEW-Toe

ROSTER BY CLASS

Seniors (7)	Juniors (1)
Nysier Brooks (RS)	Deng Gak (RS)
Willie Herenton	Sophomores (4)
Chris Lykes	Harlond Beverly
Kameron McGusty (RS)	Filippos Gkogkos
Rodney Miller Jr. (RS)	Anthony Walker
Elijah Olaniyi ^A	Isaiah Wong
Sam Waardenburg (RS)	Freshmen (2)
	Matt Cross
	Earl Timberlake

^A redshirting in 2020-21

ROSTER BY STATE

2	Maryland
1	Illinois
1	Massachusetts
1	Michigan
1	New Jersey
1	New York
1	Pennsylvania
1	Texas
1	Washington, D.C.

ROSTER BY COUNTRY

11	United States
1	Australia
1	Greece
1	New Zealand

ABOUT THE 2020-21 HURRICANES

STARTERS RETURNING

Name	Ht.	Wt.	Cl.	Pos.	GP-GS	PPG	RPG
Chris Lykes	5-7	160	Sr.	G	26-24	15.4	2.1
Kameron McGusty	6-5	190	RSr.	G	28-21	12.5	4.0
Rodney Miller Jr.	7-0	250	RSr.	C	30-28	7.2	5.5
Sam Waardenburg	6-10	225	RSr.	F	30-24	5.9	6.0

OTHER RETURNERS

Name	Ht.	Wt.	Cl.	Pos.	GP-GS	PPG	RPG
Harlond Beverly	6-5	185	So.	G	31-5	7.2	2.3
Nysier Brooks	6-11	240	Sr.	C	DNP (redshirt as transfer)		
Deng Gak	6-11	220	RJr.	F	7-0	1.7	2.0
Filippos Gkogkos	6-3	190	So.	G	7-0	0.0	0.4
Willie Herenton	6-2	180	Sr.	G	11-0	0.8	0.2
Anthony Walker	6-9	210	So.	F	25-0	3.3	2.1
Isaiah Wong	6-3	180	So.	G	31-13	7.7	3.0

NEWCOMERS

Name	Ht.	Wt.	Cl.	Pos.	GP-GS	PPG	RPG
Matt Cross	6-7	225	Fr.	F	n/a		
Elijah Olaniyi [^]	6-5	205	Sr.	G	28-26	18.0	6.5
Earl Timberlake	6-6	215	Fr.	G	n/a		


STARTERS LOST

Name	Cl.	Pos.	GP-GS	PPG	RPG	Reason
Dejan "DJ" Vasiljevic	Sr.	G	31-31	13.2	4.2	Graduated

OTHER LETTER WINNERS LOST

Name	Cl.	Pos.	GP-GS	PPG	RPG	Reason
Keith Stone	RSr.	F	18-9	4.9	4.6	Graduated

[^] sitting out 2019-20 season, per NCAA transfer regulations



RETURNING PRODUCTION

Points

(77.4 percent returns; 1709 of 2207)

Chris Lykes.....	15.4 ppg
Kameron McGusty.....	12.5 ppg
Isaiah Wong.....	7.7 ppg

Rebounds*

(77.8 percent returns; 747 of 960)

Sam Waardenburg.....	6.0 rpg
Rodney Miller Jr.....	5.5 rpg
Kameron McGusty.....	4.0 rpg

* excludes team rebounds

Assists

(84.2 percent returns; 261 of 310)

Chris Lykes.....	2.4 apg
Harlond Beverly.....	2.0 apg
Kameron McGusty.....	1.6 apg

RETURNING LEADERS

Minutes

Sam Waardenburg.....	848 total
Chris Lykes.....	30.0 ppg

Points

Chris Lykes.....	401 (15.4 ppg)
------------------	----------------

Field Goals

Chris Lykes.....	140
------------------	-----

Field Goal Pct.

Rodney Miller Jr.....	57.5%
-----------------------	-------

3-Pointers

Chris Lykes.....	51
------------------	----

3-Point FG Pct.

Chris Lykes.....	38.1%
------------------	-------

Free Throws

Chris Lykes.....	70
------------------	----

Free Throw Pct.

Isaiah Wong.....	82.9%
------------------	-------

Rebounds

Sam Waardenburg.....	181 (6.0 rpg)
----------------------	---------------

Assists

Harlond Beverly.....	71 total
Chris Lykes.....	2.4 apg

Blocked Shots

Sam Waardenburg.....	33 (1.1 bpg)
----------------------	--------------

Steals

Chris Lykes.....	28 (1.1 spg)
------------------	--------------

UNIVERSITY ADMINISTRATION



DR. JULIO FRENK
UNIVERSITY PRESIDENT
UNIVERSIDAD NACIONAL
AUTÓNOMA DE MÉXICO, 1979

A fourth-generation physician whose paternal grandparents fled Germany in the early 1930s to build a new life in Mexico, Julio Frenk catalyzed his deep gratitude for the kindness of strangers into a lifelong mission to improve the health, education, and well-being of people around the world.

Dr. Frenk became the sixth president of the University of Miami in August of 2015. He also holds academic appointments as Professor of Public Health Sciences at the Leonard M. Miller School of Medicine and as Professor of Health Sector Management and Policy at the Business School.

Prior to joining the University of Miami, he was the dean for nearly seven years of the Harvard T.H. Chan School of Public Health and the T & G Angelopoulos Professor of Public Health and International Development, a joint appointment with the Harvard Kennedy School of Government.

Julio Frenk served as the Minister of Health of Mexico from 2000 to 2006. There he pursued an ambitious agenda to reform the nation's health system and introduced a program of comprehensive universal coverage, known as Seguro Popular, which expanded access to health care for more than 55 million previously uninsured Mexicans.

He was the founding director-general of the National Institute of Public Health in Mexico, one of the leading institutions of its kind in the developing world. He also served as executive director in charge of Evidence and Information for Policy at the World Health Organization and as senior fellow in the global health program of the Bill & Melinda Gates Foundation, among other leadership positions.

Dr. Frenk holds a medical degree from the National University of Mexico, as well as a master of public health and a joint Ph.D. in Medical Care Organization and in Sociology from the University of Michigan. He has received honorary degrees from ten universities. His scholarly production, which includes over 170 articles in academic journals, as well as many books and book chapters, has been cited around 19,000 times.

He is a member of the American Academy of Arts and Sciences, the U.S. National Academy of Medicine, and the National Academy of Medicine of Mexico. He serves on the boards of the United Nations Foundation and the Robert Wood Johnson Foundation. He has received numerous recognitions, including the Clinton Global Citizen Award for changing the way practitioners and policy makers across the world think about health, the Bouchet Medal for Outstanding Leadership presented by Yale University for promoting diversity in graduate education, and the Welch-Rose Award for Distinguished Service from the Association of Schools and Programs of Public Health. In 2017, he was elected as a member of El Colegio Nacional, one of the most prestigious groups of intellectuals, artists, writers, and scientists of Mexico.

Julio Frenk was born in Mexico City in December 1953. He is married to Dr. Felicia Knaul, a social sector economist, and has four children.

In summary, Dr. Julio Frenk has an extensive professional record spanning three decades and a career that has included leadership positions in all relevant aspects of public health and higher education: research, teaching, analysis of public policies, institution-building, international cooperation, and national public service. He has also been involved in various initiatives to reform higher education.



DR. MARVIN DAWKINS
FACULTY REPRESENTATIVE
EDWARD WATERS, 1970

Dr. Marvin Dawkins, a distinguished professor in the Department of Sociology at the University of Miami, is in his ninth year as the Faculty Athletics Representative. He was named to the post in April 2012, replacing Clyde McCoy after his 17 years of service in that role.

In his FAR post, Dawkins is responsible for ensuring the academic integrity of students participating in University athletic programs and helping to oversee institutional control of the Department of Athletics. The Faculty Athletics Representative serves as a liaison between the University and the athletic department. This individual is the University's voting delegate to the ACC and represents UM with the NCAA and ACC.

Dawkins received his doctorate from Florida State and completed his postdoctoral research fellowships at Howard University and The Johns Hopkins University. He previously served on the faculties of the University of Maryland, Old Dominion University and the University of Wisconsin-Parkside.

His research focuses on issues of race and social equity in such areas as education, career aspirations and mobility, substance abuse prevention, and sports. He has published widely in these areas, including his most recent article titled "Race and Pathways to Power in the National Football League" (with Jomills H. Braddock and Erica Smith), which appears in *American Behavioral Scientist* (2012).

He has published widely in these areas. Dr. Dawkins is coauthor (with Graham C. Kinloch) of the book, *African American Golfers During the Jim Crow Era* (Praeger, 2000). His most recent publications include "African American Golf Clubs in the Early Development of Black Golf" in *The Western Journal of Black Studies* (2018) and "Challenges to Title IX: A Critical Race Perspective" in *The Negro Educational Review* (2019). Dr. Dawkins serves as the University of Miami's Faculty Athletics Representative to the Atlantic Coast Conference (ACC) and the National Collegiate Athletic Association (NCAA). He served as ACC President for 2017-2018. Dr. Dawkins is also a member of the Museum Committee of the United States Golf Association (USGA).

SENIOR STAFF



BLAKE JAMES
DIRECTOR OF ATHLETICS
MINNESOTA STATE-MANKATO, 1992

Since taking over as the University of Miami's Director of Athletics in 2013, Blake James has transformed The U, spearheading significant advances in all aspects of the department, including in student-athlete support, facility upgrades, ticket sales, broadcast capabilities, academic achievement as well as in the number of postseason appearances.

Miami has captured five NCAA individual championships, six ACC team titles and 65 individual ACC titles since James became Director of Athletics. Miami's recent success continues to garner both James and UM national recognition. In 2019, James concluded a two-year term as Chair of the NCAA Division I Council, the group responsible for the day-to-day decision-making for all of Division I Athletics. In 2019, he was one of five nominees for the 2019 SportsBusiness Journal Athletic Director of the Year. In 2017, James was selected as one of four Division I recipients of the 2016-17 Under Armour Athletic Director of the Year award from the National Association of Collegiate Directors of Athletics (NACDA). This summer, he was selected as the ACC's Chair of the Athletic Directors for the 2020-21 academic year.

James has always placed a strong emphasis on academics and community outreach during his seven-plus years as Miami's Director of Athletics. A record 237 UM student-athletes made the 2019-20 ACC Honor Roll. Every team posted at least a 3.0 grade point average in the spring semester and the football team's spring semester and cumulative GPAs also set team records. Nine programs were recognized for perfect single-year scores of 1,000 in the latest NCAA Academic Progress Report, and five programs -- men's and women's cross country, golf, and men's and women's tennis teams -- earned Public Recognition Awards for teams finishing in the Top 10 percent of their respective sports based on the most recent multi-year APR.

Hurricane student-athletes placed fourth nationally in this past year's NCAA Team Works Helper Helper Community Service Competition, their third consecutive Top 10 finish. Miami's rowing, soccer and men's track & field/cross country teams each finished second in their respective competitions, while football placed third.

On the fundraising front, despite a challenging climate, the Hurricane Club raised close to \$11 million in 2019-2020, including \$1.5 million in commitments to support the endowed scholarship fund, ten new Golden Canes Society Members and three new seven-figure gifts -- one being the largest gift in UM baseball history from a former student-athlete. The Sixth Annual Celebration of Women's Athletics, held this past February, raised a record \$650,000 with a record attendance of more than 550.

On the facilities front, UM's new state-of-the-art Jimmy and Kim Klotz Baseball Player Development Center opened this past summer, one of numerous facility projects Miami has completed during James' tenure.

In 2018, the \$40 million Carol Soffer Indoor Practice Facility opened for use, encompassing not just indoor practice fields for football, but also new football coaches offices, new football reception and recruiting areas, weight room renovations and new coaches offices for golf, rowing, soccer and volleyball. Other recent facility enhancements include the opening of the Schwartz Center for Athletic Excellence; a new nutrition center; new

artificial and natural playing surfaces and lights on the Greentree Practice Fields; a center-hung scoreboard inside the Watsco Center; renovations to the men's and women's basketball offices at Watsco Center; renovations to the Hecht Athletic Center; and a new videoboard for the Neil Schiff Tennis Center.

In 2018, UM set a record for football season tickets at Hard Rock Stadium (46,738) and also posted the school's highest average attendance at Hard Rock Stadium (61,469). From 2015-18, men's basketball tickets sold out for three consecutive seasons for the first time in school history.

In addition, Miami has built its broadcast, communications and marketing departments into one of the nation's leaders in digital media and video production. Miami has continually ranked at the top of the conference in the number of live ACC Network Extra broadcasts each year and produced numerous ACC Network linear telecasts during the network's debut this past year. James was also instrumental in helping Miami strike one of the largest apparel deals in the country with adidas.

Prior to being named AD, James served Miami Athletics in the roles of Interim AD and Senior Associate AD for Development and Ticket Operations, where he oversaw the day-to-day operations of development, ticket sales and ticket operations. He also was a member of the Hurricanes' senior staff and provided sport supervision.

James returned to UM after spending seven years at the University of Maine, where he first served as Senior Associate Athletic Director before serving as Director of Athletics from 2005 to 2010. During his tenure at Maine, athletics experienced tremendous success, including three trips to the Frozen Four for the men's ice hockey program and NCAA playoff berths for football, baseball (two), women's basketball and softball. James implemented a comprehensive \$17 million facility improvement plan at Maine, which included an indoor practice facility and numerous other facility upgrades and renovations. Academically, the program flourished, earning the conference academic cup twice and student-athletes maintaining a 3.0 GPA or above.

Prior to his stint at Maine, James worked in athletic development at Providence College, where he established the "Friars Forever" campaign and the Friar Athletic Fund.

James is no stranger to South Florida, beginning his athletic career with UM, working in ticket sales, corporate sales and athletic development. In 1995, he was hired as Miami's Director of Ticket Sales, serving in that capacity until 1997, when he was named an athletic development officer at the University of Nebraska. He returned to Miami in 1998 as the Director of Major Gifts and Corporate Sales and was promoted to the Director of Athletic Development at Miami in 2000 before moving on to Providence in 2002.

James graduated from Minnesota State University - Mankato with a Bachelor's degree in Marketing in 1992, and later received his Master's degree in Sports Administration from St. Thomas University in 1994. He and his wife, Kelly, have two children -- daughter, Haley, and son, Ryan.

SENIOR STAFF

JENNIFER STRAWLEY DEPUTY AD / CHIEF OPERATING OFFICER PENNSYLVANIA, 1998



Jennifer Strawley joined the University of Miami on June 18, 2012 and currently serves as Deputy Director of Athletics and Chief Operating Officer. She also serves as the department's Senior Woman Administrator.

Serving as the second-in-command, Strawley provides strategic direction for the department and assists the Director of Athletics with the day-to-day operations. She is the sport administrator for football, soccer, women's basketball and women's tennis. Strawley leads the department's strategic planning initiatives, policy development and implementation, coordination of department and coaches meetings and gender equity and inclusion initiatives. She oversees the areas of human resources, sports medicine, academic services, equipment / Adidas, video services and student-athlete development, as well as serves as a liaison to various campus groups, the ACC and the NCAA.

Strawley played a key role in the hiring of head football coaches Mark Richt and Manny Diaz. In addition, she was instrumental in the development of Miami's annual Celebration of Women's Athletics recognizing the achievements of Miami's female student-athletes while raising money to support women's athletics.

Actively engaged in intercollegiate athletics nationally, Strawley has served on various committees within the NCAA and the ACC. She currently serves on the ACC Television Committee, the ACC Women's Basketball foresight committee, the ACC Equity Committee, the ACC Infractions and Sportsmanship Review Committee, the ACC Football Schedulers Group, and the NCAA Division I Women's Basketball Oversight Committee. She also serves on the board of directors for Women's Leaders in College Sports and the Women's Basketball Coaches Association.

Prior to UM, Strawley concluded her second tour with the NCAA as the Director of Academic and Membership Affairs. In this role, Strawley was instrumental in providing leadership in the areas of academic governance and development of academic policy. Strawley served on the senior management team and was involved in a variety of other internal operations.

Strawley rejoined the NCAA after serving as the Associate Athletics Director for Intercollegiate Sport Programs and Senior Woman Administrator at Columbia University from 2007-10. While at Columbia, she oversaw numerous varsity sport programs including football and was the athletics program liaison for gender equity and diversity initiatives. Strawley was a member of the department's Executive Management Team.

Prior to her tenure at Columbia, Strawley was the Director of Membership Services and Student-Athlete Reinstatement at the NCAA. In this role, she provided oversight of the student-athlete reinstatement process and was instrumental in the implementation of the student first philosophy. Strawley served as a liaison to numerous NCAA committees, including the NCAA Divisions I, II and III Student-Athlete Reinstatement Committees and the NCAA Olympic Sports Liaison Committee.

Strawley first joined the NCAA in 1998 as an enforcement services intern. She is a 1998 graduate of the University of Pennsylvania where she earned her Bachelor of Arts degree in history. During her time at Pennsylvania, she was a two-year captain for the Quakers' softball team. Strawley was inducted into the William Tennent High School Hall of Fame in of 2014.

JASON LAYTON DEPUTY AD / CHIEF FINANCIAL OFFICER SAINT LEO, 1999



Jason Layton serves as the University of Miami Deputy Director of Athletics and Chief Financial Officer, a position he took over in August 2017. He initially joined Miami in December 2014 as the Senior Associate Athletics Director for Communications and Sales.

In his current position, Layton is responsible for managing the department's business office, marketing, digital strategies, communications, ticket sales, client experience, ticket operations, analytics, video production, and broadcast departments.

Additionally, Layton has oversight of all departmental licensing matters, Hurricane Sports Properties, and serves as the department liaison for all ACC finance and ACC Network matters.

Since his arrival, Miami has seen exceptional growth in ticket sales, licensing revenue, and video production services in both content and broadcast with ESPN and the newly formed ACC Network.

Under Layton's guidance, Miami has seen unprecedented growth in football attendance, including the most season ticket holders in university history (46,738) during the 2018 season. 2018 overall attendance average, 61,469 fans, ranking first in the nation among stadiums with seating capacities under 70,000.

The 2017 season averaged 58,682 fans, ranking second in the nation among stadiums with seating capacities under 70,000. During the 2016 season, the Hurricanes totaled 42,000 season ticket holders, averaging 58,572 fans per game – the 27th-highest total in the nation and leader among all Power Five schools in percentage increase on a year-to-year basis (23 percent).

Miami also sold out its entire 2015-16, 2016-17, 2017-18 men's basketball season ticket allotments, marking the first time in Hurricane Athletics history that a team has sold out its season ticket allotment in back-to-back-to-back seasons.

Layton serves as the primary contact for ESPN, overseeing the recent launch of the ACC Network, first in digital format in August 2016, and building to the linear network in the fall of 2019.

Layton, a Florida native, arrived in Miami after spending the 2012-2014 seasons at Colorado State University, where he served as the department's Senior Associate Athletics Director for Sales and Marketing. During his time in Fort Collins, Colo., Layton's ticket sales plans drove double-digit increases in football, volleyball, men's basketball and women's basketball revenue and tickets sold.

Before he arrived at Colorado State, Layton spent 13 years with the Tampa Bay Buccaneers. In his 13 years with the club, he handled a variety of responsibilities including sales, marketing, ticket operations, luxury suite operations, advertising, accounting, finance, and purchasing. Layton began his career with the Buccaneers as a customer service representative in 1999 before elevating to the role of Senior Director of Business Administration in 2011. Layton received his bachelor's and master's degrees from Saint Leo University in Saint Leo, Fla.

SENIOR STAFF



DAVID WYMAN
SENIOR ASSOCIATE AD
ACADEMIC SERVICES
FLORIDA A&M, 1994

"When you do the right things, the right things happen."

David Wyman has empowered over 2,500 student-athletes with his signature creed. Now in his 26th year, Wyman has advised and mentored a diverse population of student-athletes to become skilled professionals in many different careers.

Wyman is the Senior Associate Athletic Director for Academic Services at the University of Miami, a position he was promoted to in August 2017. Wyman is also the sport administrator for Miami's volleyball and Men's Tennis program.

He began his own career as an intern, and was quickly promoted to the full-time staff after working just two months in the academic services division. Wyman became the assistant director two years later, supervising the tutorial program and advising both the football and men's basketball teams. He was then promoted to associate director, taking on the responsibility of coordinating the NCAA eligibility certification for all 400 student-athletes.

Since 2004, Wyman has managed the Division of Athletic Academic Services, currently leading a staff of ten full-time professionals. Under his leadership, the department and sport programs have gained national recognition and honors for continued growth in both academic progress rates (APR) and graduation success.

A 2016 inductee to the Iron Arrow Honor Society, Wyman has helped guide the football team to a pair AFCA Academic Achievement Awards for graduating 100 percent of student-athletes in the freshman classes of 2002 and 2009. Under his leadership, the University of Miami Graduation Success Rate has been 90% or higher seven out of the last eight years.

Wyman is a 1994 graduate of Florida A&M with a bachelor's degree in accounting. He earned a master's degree in sports administration from St. Thomas University in 1995. Born in Staten Island, N.Y., he is married to Jewell, and the couple has three daughters: Rebecca, Dominique and Sarah. Wyman has been a Big Brother in the Miami-Dade Big Brother/Big Sister Organization and is also a member of Omicron Delta Kappa, The National Leadership Honor Society and the National Association of Academic Advisors for Athletics.



RENAE MYLES PAYNE
SENIOR ASSOCIATE AD
ADMINISTRATION
SOUTHERN MISS, 1997

Dr. Renae Myles Payne joined Miami Athletics on Oct. 9, 2019 as the department's Senior Associate Athletic Director, Administration. In June 2020, her role was expanded to include, Chief Diversity Officer.

Myles Payne, who reports to the Deputy Athletic Director/Chief Operating Officer, is responsible for the direct oversight of policy development, budget and personnel management of video services, equipment, swimming and diving and golf. She will also provide oversight and leadership to all aspects of sports administration within the department including game contracts, budgets, scheduling and team rules.

In addition, Myles Payne is responsible for oversight and development of department policies and procedures. She will provide leadership for development and implementation of the strategic plan, as well as leadership and management of inclusion and diversity initiatives.

Myles Payne, who boasts over 20 years of experience in college athletics, arrived in Coral Gables from Winthrop University, where she served as Senior Associate AD for Internal Operations and Senior Woman Administrator for three years. Prior to her stint at Winthrop, she worked at the University of Connecticut, University of Pittsburgh, San Jose State, Delaware State, Southwest Baptist and Alabama A&M.

In July 2019, Myles Payne received the NCAA Division I Administrator of the Year Award from Women Leaders in College Sports. She was recently a member of the NCAA Committee on Academics and served on the Data Review Subcommittee. She is on the Board of Directors of the Minority Opportunities Athletic Association (MOAA) and is the chair of the Symposium Committee. Myles Payne is a regular presenter at MOAA and the College Athletics Business Management Association (CABMA) at the National Association of Collegiate Directors of Athletics (NACDA) conventions. She is a member of Women Leaders in College Sports and a proud member of Sigma Gamma Rho Sorority, Inc.

Myles Payne completed the NCAA Leadership Institute for Ethnic Minority Males & Females and the Women Leaders in College Sports Mentoring Institute for Advancement in 2009 and Executive Institute in 2019, NACDA Mentoring Institute (2009, and 2014, 2019), Sport Management Institute (2011), the 1A Athletic Directors' Association Institute (2011, 2012, 2013), Executive PREP Advisory Program (2012), Collegiate Athletics Leadership Symposium (2012 and 2013) and Leadership Huntsville (2015). She is also a certified facilitator of True Colors Personal Success Assessments.

Myles Payne, a native of Clarksdale, Miss., graduated from the University of Southern Mississippi in 1997, where she also competed in track and field. She received her M.Ed. in Sports Administration in 2000 from Northwestern State and her Ed.D. in Higher Education Administration from Pittsburgh in 2005.



CARTER TOOLE
SENIOR ASSOCIATE AD
COMMUNICATIONS &
DIGITAL STRATEGY
 NORTH CAROLINA, 1995

Carter Toole serves as the Senior Associate Athletic Director for Communications and Digital Strategy at the University of Miami. He joined the Hurricanes as an Associate AD in November 2016 and was promoted to his current role in August 2017.

Toole oversees UM's communications, digital and graphics departments, as well as assisting with publicity for the football program and head football coach Manny Diaz. He also serves as the sport administrator for the women's tennis program. Miami's communications staff won its first Football Writers Association of America Super 11 Award in 2018.

Toole previously co-owned a Nashville-based marketing agency, Wheelhouse Marketing Advisors, which was acquired by a local technology firm (Atiba) at the end of 2015. Before launching Wheelhouse, he served as Vice President, Digital, at another Nashville firm, January & Associates.

Prior to entering the agency business, Toole worked in the National Football League for nine seasons with four teams. After public relations stints with the Green Bay Packers, Tennessee Titans and Tampa Bay Buccaneers, he joined the Houston Texans as the club's first Director of Internet services & Publications. He was part of the Texans' communications staff that won the Pete Rozelle Award in 2004 as voted on by the Pro Football Writers Association of America. He also authored the book Opening Night on Houston's return to the NFL. Toole has worked eight Super Bowls as a member of the NFL's media relations staff.

Toole started his sports communications career in the media relations offices at Arizona State University and the University of North Carolina at Chapel Hill, where he earned his bachelor's degree in English.

A native of Alexandria, Va., Toole and his wife, Barbara, have two daughters.



CRAIG ANDERSON
SENIOR ASSOCIATE AD
COMPLIANCE
 PITTSBURGH, 2005

Craig Anderson was appointed to the athletics department's executive senior staff and named Senior Associate Athletics Director for Compliance in July 2015.

In his current role, he provides direct oversight for the compliance office and is responsible for managing all aspects of the University's compliance program, including educating coaches, student-athletes, boosters, athletic department staff and other University officials about NCAA and Atlantic Coast Conference rules and regulations and also oversees the drug testing program for the Athletics Department. In addition he currently serves as the sport administrator for both the men's basketball and baseball programs.

Anderson joined the Hurricanes in March 2013 as the Associate Athletics Director for Compliance, having previously served

in similar roles at NC State, the University of Virginia and UNLV. He is actively involved in national governance activities. He currently serves on the NCAA Division I Initial-Eligibility Waivers Committee and previously served on the ACC Constitution & Bylaws Committee.

A native of Corning, NY, Anderson received his bachelor's degree in political science from the University of Pittsburgh where he worked in the Compliance Office for four years. He earned his master's degree in athletic administration from Marshall University.



TIM WISE
SENIOR ASSOCIATE AD
FACILITIES & EVENT
OPERATIONS
 SOUTH CAROLINA, 1996

Tim Wise is in his eighth year as the Senior Associate Athletic Director for Facilities and Event Operations at the University of Miami. Wise joined the UM staff in June 2012.

Wise has oversight of numerous areas within the department: facilities and maintenance services, capital projects/construction, facilities master planning, event management and guest services, camps/clinics, risk management and information technology. He is also the liaison to the Watsco Center and Hard Rock Stadium, as well as serves as the sport administrator for Miami's rowing team. He previously oversaw the strength & conditioning, nutrition and women's soccer programs.

Wise, who has more than 24 years of experience in college athletics as an event manager, facilities director and administrator, was hired by the University of Wisconsin Athletic Department as assistant athletic director for events and facilities in August, 2008. In January 2012, he was named interim associate athletic director and elevated to the senior management team with additional oversight of the University Ridge Golf Course and \$125 million in capital projects.

Wise also had supervisory oversight of the UW Athletics event management, facilities, food and beverage and guest services units and oversaw an annual budget of approximately \$15 million. He also served in a lead role in administrative coordination of UW Athletics concerts, summer camps and event parking.

Wise served as the director of facility maintenance at the University of Connecticut from August 2005 to August 2008. He oversaw daily operations of athletic facilities, projects and event operations as the assistant athletics director for facilities and operations at Eastern Michigan University from November 2003 to June 2005.

Wise was hired as the athletics event manager at the University of Denver in August 2000 and promoted to the director of athletics events in August 2001 and served in that role until October 2003. Prior to his time at Denver, Wise was the event services manager at The Ohio State University's Schottenstein Center.

Wise was an event operations manager intern at Michigan State University from August 1998 to May 1999. His first position upon graduation from college was as a conference coordinator at the University of South Carolina from December 1996 to January 1998.

Wise has extensive experience working at NCAA and conference championship events. At Wisconsin, he served on the departments Diversity Integration Group and was the representative to the City of Madison and UW Campus Joint Southeast Campus Area



Committee. In the past, he served on Connecticut's Environmental Compliance Team as well as the schools Environmental Policy Advisory Council. He also served on the NCAA Woman of the Year Selection Committee and the NCAA Minority Opportunities and Interests Committee, three years as the Vice Chair. Wise earned the University of Denver Center for Multicultural Excellence Outstanding Staff Award in 2002-03.

Wise is a member of Alpha Phi Alpha, Fraternity, Inc. and served as the President of the local Mu Eta Lambda alumni chapter. He is a member of the Collegiate Event and Facility Management Association and was named to the Board of Directors in September 2011 and the 3rd Vice President in June 2012, 2nd Vice President in June 2013, 1st Vice President in June 2014 and served as The President for 2015-16. Wise also has membership in the Minority Opportunities Athletic Association and the National Association of Collegiate Directors of Athletics.

In February 2017, Wise was named to the MOAA Board of Directors, and in 2019, he was named to the organization's Executive Committee. He has participated in the NCAA Leadership Institute Continuing Education Series, the NCAA Leadership Institute for Ethnic Minority Males, the NACDA Mentoring Institute and NCAA Diversity Education Training. Most recently, Wise completed and graduated from the highly prestigious collegiate athletics executive leadership training program at the Sports Management Institute.

Wise is a 1996 graduate of the University of South Carolina with a bachelor's degree in business administration and earned a masters' degree in human performance and sport studies from the University of Tennessee in 1998.



LUIS FEIGENBAUM
SENIOR ASSOCIATE AD
PERFORMANCE, HEALTH & WELLNESS
MIAMI, 1998, 2000
TEMPLE, 2011 (PHD)

Luis Feigenbaum was named Senior Associate Athletics Director for Performance, Health and Wellness in August 2018. He was promoted after serving as the UHealth Chief of Sports Physical Therapy. He is also the program director for the University of Miami Sports Physical Therapy Residency and a clinical assistant professor in the Department of Physical Therapy at the Miller School of Medicine.

Luis is a Board Certified Sports Clinical Specialist (2008) through the American Board of Physical Therapy Specialties, Certified and Licensed Athletic Trainer (2003) by National Athletic Trainers Association, and a Certified Strength and Conditioning Specialist (2000) by the National Strength and Conditioning Association, a Certified Blood Flow Restriction Therapy (2016) provider, and has completed a FIFA Diploma in Sports Medicine (2017).

He is a two-time graduate of the University of Miami, in 1998 earning his B.S. in Health Science and 2000 with a master's degree in Physical Therapy. He earned his Doctor of Physical Therapy in 2011 from Temple University.

A native of Miami, Feigenbaum and his wife, Jessica, also a two-time alumna of the University of Miami, have two daughters, Siena and Presley.



SHIRELLE JACKSON
SENIOR ASSOCIATE AD
STUDENT-ATHLETE
DEVELOPMENT
BOWLING GREEN, 1994

Shirelle Jackson is the Senior Associate Athletic Director of Student-Athlete Development at the University of Miami. Jackson initially joined Miami as the director of student-athlete development in March 2014 and was promoted to assistant AD in July 2016.

Elevated to her current title in August 2017, Jackson also oversees the Hurricanes' track and field and cross country programs.

Prior to joining the athletics department, Jackson spent the previous five years in various capacities in the College of Arts and Sciences at UM. In 2014, Jackson received the Department of Biology Excellence in Service Award, for her efforts with 800 + Biology majors.

Her initial position within athletics was a new role intended to enhance the athletic department's efforts to develop programming which will enhance the total development of our student-athletes. Under her vision and leadership that role has grown into an office with two full time staff members and year round programming and leadership opportunities for our student athlete population. Due to the high level of community outreach, in 2018, the Miami Hurricanes earned the NCAA Helper-Helper Division I Community Service National Championship Award.

In addition to community service & outreach efforts, Jackson has been a featured panelist & speaker for the Women In Sports Forum, 2016 and 2018. She also served in the same capacity for Women Leaders in College Sports (formerly NACWAA) during their Institute for Administrative Advancement, 2019. Jackson has been a member of Women Leaders in College Sports since 2002. She is a 2002 graduate of Women Leaders/HERS Institute for Administrative Advancement. In 2016, Jackson received the Women Leaders Nell Jackson Administrator of the Year Award for her efforts engaging student-athletes, department staff & campus partners with an inclusive environment.

Prior to arriving at UM, Shirelle was the director of athletic academic support services from 2005-08 at FIU, where she oversaw the management and operation of the school's academic support program for its 400 student-athletes. She also coordinated the academic and personal advising, class registration, tutors, study hall and study skills workshops. During her tenure at FIU, she saw her full-time staff increase to six and the student-athlete graduation rate improved by 16 percent.

She was the assistant director for student-athlete services for 11 months at Bowling Green State University in Bowling Green, Ohio. Her first athletics position was as assistant AD for student development from August 2002-July 2004 at Eastern Connecticut State.

Jackson was a two-year letter winner for the women's track and field team at Bowling Green. She received her bachelor's degree from Bowling Green in 1994 and her master's degree in counseling from Central Connecticut State in 1998. She is currently a doctoral candidate in higher education leadership at Nova Southeastern in Davie.

She is married to Jason Jackson, who is the television host and courtside reporter for Miami HEAT telecasts on Sun Sports. The couple has two children – Justin and Jordan.

MEDIA POLICIES

COVERING THE HURRICANES

Interview requests for men's basketball student-athletes and coaches must be submitted to Alex Schwartz (alexschwartz@miami.edu). Please provide at least 24 hours notice for interview requests.

The Miami communications staff will make every effort to schedule a time to accommodate those requests, based on time constraints, class schedules and other obligations.

MEDIA CREDENTIALS

Requests for working media and photo credentials should be submitted by sports editors or sports directors of accredited media outlets. During the 2020-21 season, with minimal space available, Alex Schwartz will send out a weekly email soliciting credential requests on a weekly basis.

ACC COACHES CONFERENCE CALLS

Jim Larrañaga and the other 14 ACC head men's basketball coaches are scheduled for 10 WebEx conference calls during the 2020-21 season. The first call is Nov. 19, 2020, prior to the start of the regular season. Weekly calls resume Jan. 4, 2021, and continue every Monday through March 1. Each coach will have 10 minutes to make an opening statement and answer questions. Coaches that have a Monday night game will not take part in that day's call.

The ACC Office will send out each week's order of coaches prior to each call. The log-in info is available on request through ACC Communications. The conference calls will be available on the ACC's official website (theACC.com) each week.

LIVE BROADCASTS

It is not permissible for any non-rights holder to broadcast over the air, stream over the internet (audio or video), or transmit in any other way, any live event without the consent of the University of Miami Department of Athletics.

Live events include varsity contests, press conferences (including but not limited to weekly scheduled and postgame press conferences) and any other group media availability. Exceptions may be made for any major news-breaking event.

POSTGAME INTERVIEWS

Miami head coach Jim Larrañaga, student-athletes and the visiting head coach will meet with the media via Zoom after each game at the Watsco Center. Zoom links for each team's press conferences will be distributed via email prior to the game.

PRESS PARKING

Press parking passes are provided upon request on a limited basis. Please request your parking pass with your credential submission.

PHOTOGRAPHY

Miami follows NCAA and ACC rules regarding media representatives photographing games. Only properly credentialed photographers will be allowed in the designated photo areas of the Watsco Center as specified by the NCAA and ACC.

No photographers will be permitted to shoot from the sidelines unless specifically approved to do so. All photographers must remain in the Watsco Center's designated photo areas along the baselines. Photo credentials are subject to revocation by the Miami Athletics Communications office at any time.

ARCHIVING OF EVENT AUDIO/VIDEO

It is not permissible for any non-rights holder to post, place, broadcast, or make available in any other way, audio or video event content that exceeds three (3) minutes in length. Events are defined as varsity contests, press conferences and any other group media availability. Archiving may not begin until the conclusion of the entire event. It is not permissible to reuse or post any video produced and/or owned by the University of Miami Athletics without the consent of the university.

UNAUTHORIZED CREDENTIAL USE

Credentials will be issued to working media only. Media credentials are not transferable and use by anyone other than members of the working media is unauthorized. Media credentials used in an unauthorized manner will be revoked immediately. News organizations allowing unauthorized individuals to use credentials will have their credentials revoked for the remainder of the year.

OPPONENT COMMUNICATIONS CONTACTS

School	MBB SID	Phone	Email	Athletics Website	MBB Twitter
ACC	Andy Flederjohann	(336) 369-1002	afedder@theacc.org	theacc.com	@acombb
Boston College	Mike Laprey	(617) 552-2193	laprey@bc.edu	bceagles.com	@BCMBB
Clemson	Ben Winterrowd	(864) 656-1985	winterr@clemson.edu	clemson.tigers.com	@ClemsonMBB
Duke	Mike DeGeorge	(919) 668-1712	mvd8@duke.edu	goduke.com	@DukeMBB
FGCU	John Sinnett	(239) 590-7061	jsinnett@fgcu.edu	fgcuathletics.com	@FGCU_MBB
Florida State	Chuck Walsh	(850) 644-1077	cwalsh@fsu.edu	seminoles.com	@FSUHoops
Georgia Tech	Mike Stamus	(404) 894-5445	mstamus@athletics.gatech.edu	ramblinwreck.com	@GTMBB
Jacksonville	Matthew Moretti	(904) 256-7351	mmorett@ju.com	judolphins.com	@JAX_MBB
Louisville	Kenny Klein	(502) 852-0112	kenny@gocards.com	gocards.com	@LouisvilleMBB
North Carolina	Steve Kirschner	(919) 962-7258	stevekirschner@unc.edu	goheels.com	@UNC_Basketball
NC State	Craig Hammel	(919) 746-9894	cwhamme2@ncsu.edu	gopack.com	@PackMensBall
North Florida	Brian Morgan	(904) 620-4027	b.morgan@unf.edu	unfospreys.com	@OspreyMBB
Notre Dame	Alan Wasielewski	(574) 631-8458	awasiele@nd.edu	und.com	@NDmbb
Pittsburgh	Matt Plizga	(412) 648-8240	mplizga@athletics.pitt.edu	pittsburghpanthers.com	@Pitt_MBB
Purdue	Chris Forman	(765) 494-3201	cforman@purdue.edu	purduesports.com	@BoilerBall
Stetson	Cris Belvin	(386) 822-8937	cbelvin@stetson.edu	gohatters.com	@StetsonMBB
Syracuse	Pete Moore	(315) 443-2608	pimoore@syr.edu	cuse.com	@Cuse_MBB
Virginia	Erich Bacher	(434) 982-5530	ebacher@virginia.edu	virginiainsports.com	@UVAHoopers
Virginia Tech	Lance Dozier	(540) 231-1494	lance17@vt.edu	hokiesports.com	@HokiesMBB
Wake Forest	Lucy Berres	(336) 758-4261	berresl@wfu.edu	godacacs.com	@WakeMBB

MIAMI ATHLETICS COMMUNICATIONS (MBB)



ALEX SCHWARTZ


Associate Director

Men's Basketball Contact

E: alexschwartz@miami.edu

C: (609) 802-3674

O: (305) 284-3249



KEVIN IVANY

Assistant Director

Co-Secondary MBB Contact

E: ksi9@miami.edu

C: (848) 480-3783

O: (305) 284-2972



ASHLEIGH YOUNG

Assistant Director

Co-Secondary MBB Contact

E: ashleigh.young@miami.edu

C: (714) 721-6816

O: (305) 284-6008



WATSCO CENTER

The Watsco Center is a 200,000 square foot, 7,972-seat arena that is home to the University of Miami men's and women's basketball teams. It was called the BankUnited Center from 2005-16 and the UM Convocation Center from 2003-05.

Watsco, Inc., based in Miami, is traded on the NYSE and is the largest distributor of air conditioning, heating and refrigeration products, with annual sales approaching \$5 billion, 6,000 employees and over 600 locations throughout North America. Watsco has provided funding to the University since the 1990s through its 'Watsco Kids' program, providing children in the community free access to performance arts, sports and other events at the University.

The Canes opened the arena Jan. 4, 2003, with an overtime win over North Carolina. Since then, Miami has

won the ACC regular-season championship in the building and hosted NCAA women's basketball tournament games.

Since its opening, the arena has hosted a number of memorable events and sold-out shows, including Coldplay, DaBaby, Drake, The Fray, Green Day, Kodak Black, John Mayer and Lil Baby. It has also served as the setting for televised events and award shows such as the 2004 Presidential Debates, All Elite Wrestling, Billboard's Latin Music Awards, Premio Lo Nuestro, Premios Juventud, The X Factor and Unplugged featuring Ricky Martin and Thalía.

The venue has welcomed world-renowned figures and politicians, including His Holiness the Dalai Lama, former United States Presidents Bill Clinton and Barack Obama, former Secretary of State Hillary Clinton, former Vice President Joe Biden and late Senator John McCain.



FIELDHOUSE

The 29,000-square foot on-campus practice facility that is conveniently located adjacent to the Watsco Center opened in March 2009. The facility houses a pair of full-sized basketball courts with 14 baskets, as well as a multi-purpose room to host a variety of events. Miami basketball players have access to the secure facility 24 hours per day, allowing the Hurricanes court time at any

time throughout the year. UM players use the facility for both conditioning and practice sessions, as well as for individual workouts and pick-up games. The Fieldhouse was also honored for its sustainability components, earning the LEED Gold designation, established by the U.S. Green Building Council & verified by the Green Building Certification Institute.



COACHES & STAFF

Head Coach Jim Larrañaga.....	16-22
Associate Head Coach Chris Caputo.....	23
Assistant Coach Bill Courtney.....	24
Assistant Coach Adam Fisher.....	25
Director of Operations Lamont Franklin.....	26
Associate Director of Operations Jeff Dyer.....	27
Athletic Trainer Cory Kaplan.....	27
Strength & Conditioning Coach Phil Baier.....	28
Additional Basketball Staff.....	29
Support Staff.....	30



JIM LARRAÑAGA

HEAD COACH | 10TH SEASON AT MIAMI (37TH OVERALL)

COACHES & STAFF

In his nine seasons at the University of Miami, head coach Jim Larrañaga has led the Hurricanes to four NCAA Tournament appearances, including two trips to the Sweet 16, and won the 2013 ACC regular-season and tournament titles. He has been named the Associated Press, Naismith, USBWA and Henry Iba National Coach of the Year, twice was both the ACC and USBWA District Coach of the Year and was the 2013 NABC District Coach of the Year.

Larrañaga has posted three 25-win seasons at UM – the only Miami coach to do so – and five in his career. He also has recorded six 20-win campaigns at Miami and 12 in his career. In conference action, the Canes have won nine or more league games in six of nine seasons, while prior to Larrañaga's arrival, Miami had never won more than eight ACC games in a season. Larrañaga has helped the Canes to 18 postseason victories, including four in the NCAA Tournament (three appearances), nine in the ACC Tournament (eight) and five in the NIT (two).

Over the last nine years, Miami ranks fifth in total ACC wins (

Miami's 51 total road wins in the past nine seasons are fourth-most among ACC teams during Larrañaga's tenure and its 83 total victories away from home place fourth time. During that same stretch, the Hurricanes are fifth in overall ACC wins (87), ACC road triumphs (33) and ACC home victories (54). In the six years prior to Larrañaga's arrival, when the ACC had only 12 teams, Miami was tied for ninth in ACC victories (36) and won just 10 total ACC road games.

Miami has seen unprecedented fan interest in the program under Larrañaga. In 2017-18, for the third straight season, Miami sold out its season-ticket allotment at the Watsco Center. The 2015-16 season marked the first time in Miami Hurricanes' history that any team sold out of season tickets.

From 2017-19, Miami was one of two ACC programs, alongside Duke, to have a player selected in each NBA Draft. Four total Hurricanes were picked in that span, including Lonnie Walker IV going No. 18 in 2018.

Miami played in its fourth NCAA Tournament in the past six years in 2017-18, claiming a No. 6 seed in the South Region. The Hurricanes tied for third in the ACC and finished the season with a 22-10 mark, including an 11-7 record in conference play. The Canes were nationally ranked for 15 weeks, reaching as high as No. 6 in the polls.

Freshman Lonnie Walker IV was named Honorable Mention All-ACC, becoming the first freshman all-conference honoree in program history. He also was named to the ACC All-Freshman Team. Miami earned road wins over then-No. 12 Minnesota and then-No. 9 North Carolina, the fourth straight year and the sixth time in

Larrañaga's seven seasons that the Canes defeated two or more top-15 teams.

The 2015-16 Hurricanes played their way into the NCAA Tournament's Sweet 16 for the second time in four seasons, and just the third time in school history.

In 2012-13, Larrañaga helped Miami to a No. 2 national ranking by both the AP and USA TODAY and a No. 2 seed in the NCAA tournament. At the time, he was the 10th coach in the last 10 years to lead two top-10 programs, as Miami was No. 2 on Feb. 18, 2013, and George Mason was No. 8 in the final Top 25 poll in 2006.

Individually, Shane Larkin earned the ACC Player of the Year and Lute Olson National Player of the Year awards, as well as All-American status and finalist nods for the Bob Cousy, John Wooden and James Naismith player of the year honors before declaring early for the 2013 NBA Draft. Larkin was also the ACC Tournament MVP, on the ACC All-Defensive Team and a Defensive All-American. Durand Scott was the ACC Defensive Player of the Year.

Larrañaga came to Miami after serving as the head coach at George Mason for 14 seasons. He guided the program to five NCAA Tournament appearances (1999, 2001, 2006, 2008, 2011), including an unprecedented run to the 2006 Final Four that captured the nation's attention, as the Patriots defeated Michigan State, North Carolina, Wichita State and UConn along the way. Following that run, Larrañaga was selected the 2006 Clair Bee National Coach of the Year.

Larrañaga built the George Mason program into a perennial contender in the highly-regarded Colonial Athletic Association, winning more games than any other coach in program and conference history (273) en route to three conference titles (1999, 2001, 2008).

In 2006, Larrañaga became the first coach at a mid-major school to take his team to the Final Four in 27 years and earned the CAA's first NCAA tournament at-large berth in 20 years. Along the way, he led Mason to a school record in wins, its first-ever national ranking, its first-ever appearance in the Top 10 and its first wins over Top 10 teams.

Larrañaga served as the head coach at Bowling Green for 11 seasons (1986-1997) and at Division II American International for two seasons (1977-79).

At Bowling Green, he made an immediate impact in his first season. In 1986-87, the Falcons were the nation's most improved team under a first-year head coach that took over a program with a losing record, posting a 15-14 record for an eight-game improvement over the previous season. Larrañaga went on to record a 170-144 mark in 11 years at Bowling Green, earning 1997 Mid-American Conference Coach of the Year honors after leading Bowling Green to a 22-10 record, a conference regular season co-championship and a berth



in the NIT. The 22 victories were the most by a Bowling Green team in 47 years and the 13 conference wins were the second-highest total in BGSU history.

Larrañaga's 170 victories at Bowling Green ranked second all-time on the Falcons' coaching list and he was only the second coach to record consecutive postseason appearances. Larrañaga led his squad to NIT berths in 1990 (18-11) and again in 1991 (17-13), the first time the Falcons enjoyed back-to-back postseason appearances since the early '60s. Bowling Green won better than 60 percent of its games in Larrañaga's last four years, recording a 70-44 mark during that stretch. The Falcons finished fourth or better in the MAC in five of Larrañaga's 11 seasons and he is among the winningest coaches in MAC history.

Larrañaga received his first head coaching position in 1977 when he was named to the post at American International, a Division II program in Springfield, Mass. Taking over a team that had suffered through five consecutive losing seasons prior to his arrival, Larrañaga turned AIC into a winning program in his first year and compiled a 28-25 mark in two seasons.

Larrañaga's first coaching opportunity came at Davidson College from 1971-76, serving as an assistant coach to Terry Holland. Davidson captured three Southern Conference regular-season championships and an NIT berth in his five years there, and he compiled a 47-12 record doubling as the freshman team coach. In 1976, he left Davidson and spent one season as player-coach for the Geronemo Basketball Club in Belgium.

After his two-year stint at American International, Larrañaga was reunited with Holland at the University of Virginia in April 1979. An assistant coach under Holland at UVA for seven seasons from 1979-86, he helped the Cavaliers reach the NCAA Final Four on two occasions (1981 and 1984), finish in the top five of the AP and UPI polls and average more than 24 victories per season. The Cavaliers were 169-62, won three regular-season Atlantic Coast Conference championships and made four NCAA Tournament appearances in that span. Virginia also made a pair of NIT appearances, winning the NIT Championship in 1980. Larrañaga was on the staff during the careers of three-time National Player of the Year Ralph Sampson and NBA first-round draft choice Olden Polynice.

A 1971 graduate of Providence College with a degree in economics, Larrañaga was a four-year letterman for the Friars. As the team captain in his senior season, he led Providence to a 20-8 record and an NIT appearance. He graduated as the school's fifth all-time leading scorer with 1,258 points and was selected in the sixth round of the draft by the Detroit Pistons of the National Basketball Association. He was the team's top scorer as a sophomore and junior and was named New England's Division I Sophomore of the Year in 1969. He was inducted into the Providence College Hall of Fame in 1991.

Larrañaga and his wife, Liz, have two sons and four grandchildren. Their son, Jay, played for his father at Bowling Green, was the head coach of the NBDL's Erie Bayhawks and is now an assistant coach with the Boston Celtics. Jon was a member of his father's George Mason teams from 1999-2003, earning first team Academic All-America honors for NCAA Division I-AAA schools.



COACHES & STAFF

HIGHLIGHTS AT MIAMI

Since the arrival of Larrañaga at Miami in 2011-12... (only includes teams while in the ACC)

- Miami (87) is one of five ACC teams with over 85 league wins, joining Virginia (124), Duke (119), North Carolina (111) and Florida State (96).
- Miami (33) has the fifth-most road wins in ACC play, behind only Virginia (54), Duke (50), North Carolina (49) and Florida State (35).
- Miami (54) has the fifth-most ACC home wins, trailing just Virginia (70), Duke (69), North Carolina (62) and Florida State (61).
- Miami is one of seven teams with at least nine ACC Tournament wins, while all others have six or fewer.
- Miami has posted an 11-16 combined record against Duke (5-7) and North Carolina (6-9), one of just three schools with nine-plus wins against that pair.
- Miami has the most lopsided win over Duke (27 points), third-most lopsided victory over North Carolina (26) and co-fourth-most lopsided triumph over Florida State (24) of any team.
- Miami has won at Cameron Indoor Stadium twice, dealt Duke two of its eight overall (six ACC) losses by 16-plus points and twice scored 90 points against Duke. Miami has also handed Duke two of its last five regular season losses by at least 16 points: 27 (90-63) on Jan. 23, 2013, at home and 16 (90-74) on Jan. 13, 2015, on the road.
- All but two seniors (26 of 28) have earned a degree from Miami, with every undergraduate (24 total) player receiving a bachelor's degree.

In five year (2006-07 to 2010-11) before Larrañaga's arrival...

- Miami tied for the 10th-most ACC victories with 29.
- Miami ranked seventh in the ACC with 95 total wins.
- Miami was 1-14 combined against Duke and North Carolina, including 0-6 on the road.

THE LARRAÑAGA FILE

COACHING EXPERIENCE

Head Coach

2011-present	Miami
1997-2011	George Mason
1986-97	Bowling Green
1977-79	American International

Assistant Coach

1979-86	Virginia
1971-76	Davidson

Player/Coach

1977	Geronemo Basketball Club (Belgium)
------	------------------------------------

Years	Team	Record	W/L Pct.
2 years	American International	27-26	.509
11 years	Bowling Green	170-144	.541
14 years	George Mason	273-164	.625
9 years	Miami	190-113	.627
36 years		660-447	.596

NCAA APPEARANCES

1999 - George Mason	1990 - Bowling Green
2001 - George Mason	1991 - Bowling Green
2006 - George Mason (Final Four)	1997 - Bowling Green
2008 - George Mason	2002 - George Mason
2011 - George Mason	2004 - George Mason
2013 - Miami (Sweet 16)	2009 - George Mason
2016 - Miami (Sweet 16)	2012 - Miami
2017 - Miami	2015 - Miami (Final)
2018 - Miami	

PLAYING CAREER

Geronemo Basketball Club (Belgium) 1976-77
 Drafted: 6th round of 1971 NBA Draft by Detroit Pistons
 Providence College, 1967-71
 Archbishop Molloy, 1963-67

COACHING HONORS

- AP, Naismith, Iba, Rupp Coach of the Year, 2013
- NABC All-District II, 2013
- USBWA District IV Coach of the Year, 2013, 2016
- Clair Bee National Coach of the Year, 2006
- ACC Coach of the Year, 2013, 2016
- CAA Coach of the Year, 1999, 2011
- MAC Coach of the Year, 1997
- Nine NCAA tournament appearances
 1999, 2001, 2006, 2008, 2011, 2013, 2016, 2017, 2018
- Eight postseason NIT appearances
 1990, 1991, 1997, 2002, 2004, 2009, 2012, 2015
- 12 20-win seasons (six at Miami)

PERSONAL

Hometown: Bronx, N.Y.

Born: Oct. 2, 1949

Wife: Liz,

Sons: Jay and Jon

Grandchildren: Tia, James, Jon Temple and Henry

Education: Providence College, 1971, B.A. Economics
 Archbishop Molloy High School, 1967

NOTABLE NBA PLAYERS/DRAFTEES COACHED

Lance Blanks	Frank Booker	Bruce Brown Jr.
Rick Carlisle	Antonio Daniels	Dewan Hernandez
DeQuan Jones	Jeff Jones	Andrew Kennedy
Jeff Lamp	Shane Larkin	Lewis Latimore
Sheldon Mac	Trey McKinney Jones	Jason Miskiri
Olden Polynice	Lee Raker	Davon Reed
Ralph Sampson	Tom Sheehy	Clinton Venable
Lonnie Walker IV	Othell Wilson	Ricky Wilson

STUDENT-ATHLETE HONORS

At Miami

- One All-American
- One USBWA All-District IV selection
- One Basketball Times All-District honoree
- One ACC Player of the Year
- One ACC Defensive Player of the Year
- One ACC Skip Prosser Award winner (ACC scholar-athlete of the year)
- One ACC Tournament MVP
- Two ACC All-Rookie Team members
- Four Preseason All-ACC honorees
- Five ACC All-Tournament team honorees
- Five NABC Honors Court designees
- Six ACC-All-Defensive Team members
- Eight ACC Rookie of the Week selections
- Eight ACC Player of the Week choices
- Eight NBA players (five drafted)
- 15 All-ACC honorees

Prior to Miami

- Two All-Americans
- Three Dean Ehlers Award winners (CAA player who best meets criteria of academic achievement, leadership and community service)
- Eight CAA All-Rookie Team honorees
- Nine CAA All-Defensive Team picks
- 28 All-Colonial Athletic Association selections
- Two MAC Freshman of the Year designees
- Four MAC All-Freshman Team selections
- 12 All-Mid-American Conference honorees

LARRAÑAGA YEAR-BY-YEAR

Year	School	Overall		Conference		Post Season
		W-L	W-L	Finish		
1977-78	American International	14-13				
1978-79	American International	13-13				
1986-87	Bowling Green	15-14	10-6	3		
1987-88	Bowling Green	12-16	7-9	t-5		
1988-89	Bowling Green	13-15	6-10	t-6		
1989-90	Bowling Green	18-11	9-7	t-3	NIT 0-1	
1990-91	Bowling Green	17-13	9-7	t-4	NIT 0-1	
1991-92	Bowling Green	14-15	8-8	5		
1992-93	Bowling Green	11-16	8-10	t-6		
1993-94	Bowling Green	18-10	12-6	t-2		
1994-95	Bowling Green	16-11	10-8	t-5		
1995-96	Bowling Green	14-13	9-9	t-6		
1996-97	Bowling Green	22-10	13-5	t-1	NIT 0-1	
1997-98	George Mason	9-18	6-10	6		
1998-99	George Mason	19-11	13-3	1	NCAA 0-1	
1999-00	George Mason	19-11	12-4	t-1		
2000-01	George Mason	18-12	11-5	3	NCAA 0-1	
2001-02	George Mason	19-10	13-5	2	NIT 0-1	
2002-03	George Mason	16-12	11-7	4		
2003-04	George Mason	23-10	12-6	3	NIT 2-1	
2004-05	George Mason	16-13	10-8	6		
2005-06	George Mason	27-8	15-3	t-1	NCAA 4-1	
2006-07	George Mason	18-15	9-9	5		
2007-08	George Mason	23-11	12-6	2	NCAA 0-1	
2008-09	George Mason	22-11	13-5	2	NIT 0-1	
2009-10	George Mason	17-15	12-6	4	CIT 0-1	
2010-11	George Mason	27-7	16-2	1	NCAA 1-1	
2011-12	Miami	20-13	9-7	t-4	NIT 1-1	
2012-13	Miami	29-7	15-3	1	NCAA 2-1	
2013-14	Miami	17-16	7-11	10		
2014-15	Miami	25-13	10-8	t-6	NIT 4-1	
2015-16	Miami	27-8	13-5	t-2	NCAA 2-1	
2016-17	Miami	21-12	10-8	t-7	NCAA 0-1	
2017-18	Miami	22-10	11-7	t-3	NCAA 0-1	
2018-19	Miami	14-18	5-13	t-11		
2019-20	Miami	15-16	7-13	10	n/a	
Overall		660-447	353-239		16-18	
					(9-9 NCAA)	
					(9-8 NIT, 0-1 CIT)	

WINNINGEST ACTIVE COACHES AT DIVISION I SCHOOLS

Rank	Name	Wins
1.	Mike Krzyzewski, Duke.....	1,157
2.	Jim Boeheim, Syracuse.....	964
3.	Roy Williams, North Carolina.....	885
4.	Bob Huggins, West Virginia.....	881
5.	Cliff Ellis, Coastal Carolina.....	780
6.	John Calipari, Kentucky.....	733
7.	Rick Barnes, Tennessee.....	709
8.	Bill Self, Kansas.....	708
9.	Dana Altman, Oregon.....	669
10.	Jim Larrañaga, Miami.....	660

TOP 50 WINNINGEST HEAD COACHES OF ALL-TIME

(Minimum 10 seasons in Division I; Entering 2020-21 season)

	Name	Total Wins
1.	Mike Krzyzewski.....	1,157
2.	Jim Boeheim.....	964
3.	Jim Calhoun.....	915
4.	Bob Knight.....	902
5.	Roy Williams.....	885
6.	Bob Huggins.....	881
7.	Dean Smith.....	879
8.	Adolph Rupp.....	876
9.	Jim Phelan.....	830
10.	Rollie Massimino.....	816
11.	Eddie Sutton.....	806
12.	Rick Byrd.....	805
13.	Lefty Driesell.....	786
14.	Lute Olson.....	781
15.	Cliff Ellis.....	780
16.	Lou Henson.....	779
17.	Bo Ryan.....	762
18.	Ed Diddle.....	759
19.	Henry Iba.....	755
20.	John Beilein.....	753
21.	Phog Allen.....	746
22.	John Chaney.....	741
23.	John Calipari.....	733
24.	Jerry Tarkanian.....	729
	Norm Stewart.....	729
26.	Ray Meyer.....	724
27.	Jerry Slocum.....	723
28.	Don Haskins.....	719
29.	Rick Barnes.....	709
30.	Bill Self.....	708
31.	Larry Hunter.....	702
32.	Mike Montgomery.....	677
33.	Denny Crum.....	675
34.	Dana Altman.....	669
35.	Gary Williams.....	668
36.	John Wooden.....	664
37.	Jim Larrañaga.....	660
38.	Lon Kruger.....	658
39.	Ralph Miller.....	657
40.	Tom Penders.....	649
41.	Rick Pitino.....	647
	Gene Bartow.....	647
43.	Billy Tubbs.....	641
44.	Homer Drew.....	640
45.	Kelvin Sampson.....	639
45.	Marv Harshman.....	637
47.	Hugh Durham.....	633
48.	Greg Kampe.....	630
49.	Tom Izzo.....	629
50.	Norm Sloan.....	624

LARRAÑAGA VS. OPPONENTS ALL-TIME (1977-PRESENT)

OPPONENT	REC.	FIRST MTG.	LAST	OPPONENT	REC.	FIRST MTG.	LAST
Akron	12-3	1986	11/21/14	FGCU	1-1	11/22/11	11/13/12
Alabama	1-0	3/21/15	3/21/15	Findlay	4-2	1986	1993
Alabama A&M	1-0	12/14/19	12/14/19	Florida	2-3	4/1/06	11/22/19
Alabama State	1-0	1990	1990	FIU	2-0	11/27/06	12/21/07
American	11-0	1/17/98	12/5/05	Florida State	8-11	2/11/12	2/8/20
Amherst	1-1	1977	1978	Florida Southern	1-0	11/3/11	11/3/11
Appalachian State	1-0	12/30/11	12/30/11	Fordham	0-1	12/30/00	12/30/00
Arizona	0-1	12/23/12	12/23/12	Fresno State	1-0	11/23/18	11/23/18
Arizona State	1-0	12/1/13	12/1/13	Gardner-Webb	1-0	11/10/17	11/10/17
Arkansas State	0-1	1988	1988	George Washington	3-4	12/28/97	12/16/17
Army	1-0	1991	1991	Georgia Southern	2-0	1993	11/11/13
Assumption	0-2	1977	1978	Georgia State	8-2	12/2/05	3/5/11
Austin Peay	1-0	3/19/04	3/19/04	Georgia Tech	7-5	11/20/09	2/29/20
Ball State	8-15	1986	1997	Grambling	1-0	1986	1986
Bentley	0-2	1977	1978	Green Bay	0-3	1993	12/6/14
Bethune-Cookman	1-0	11/17/18	11/17/18	Hampton	3-1	12/21/05	11/24/10
Boston College	12-2	1/29/12	2/12/20	Hartford	2-2	1977	12/4/03
Boston University	1-2	1987	12/5/17	Harvard	1-0	11/13/10	11/13/10
Brandeis	1-1	1977	1978	Hawaii	2-0	12/22/12	12/22/17
Bridgeport	1-1	1977	1978	Heidelberg	4-0	1986	1995
Brown	1-0	11/17/08	11/17/08	Hofstra	11-8	1/14/02	2/2/11
Bucknell	1-2	1/23/99	1/3/01	Holy Cross	2-0	12/27/05	12/21/06
Buffalo	1-0	3/17/16	3/17/16	Houston Baptist	1-0	12/19/18	12/19/18
Butler	3-0	1989	11/22/15	Howard	3-0	11/18/97	11/14/14
Cal State Fullerton	1-0	11/29/13	11/29/13	Illinois	3-0	3/24/13	12/2/19
Campbell	1-0	12/29/18	12/29/18	Indiana	1-1	1995	11/22/09
Canisius	1-1	1986	1986	Indiana State	0-1	12/25/12	12/25/12
Central Connecticut	1-2	1977	1978	Iona	2-0	11/29/03	12/22/04
UCF	2-1	12/18/12	11/12/19	Iowa State	0-1	11/25/16	11/25/16
Central Michigan	12-12	1986	1996	IPFU	1-0	11/11/04	11/11/04
Charleston	3-3	11/25/97	12/19/15	Jacksonville	2-0	1989	11/16/12
Charlotte	6-0	11/18/10	12/5/15	James Madison	26-7	1995	2/12/11
Cincinnati	0-1	1989	1989	Kansas State	1-0	11/22/07	11/22/07
The Citadel	1-0	1995	1995	Kean	1-0	1978	1978
Clemson	7-4	1/18/12	3/11/20	Kent State	14-13	1986	1996
Cleveland State	2-4	1986	1992	Kentucky	1-0	1988	1988
Coastal Carolina	2-0	12/4/99	12/20/00	La Salle	5-0	1/2/13	11/22/18
Colgate	1-0	1996	1996	Lehigh	1-0	11/9/18	11/9/18
Columbia	1-0	12/28/16	12/28/16	Liberty	4-1	12/30/07	12/11/10
Connecticut	1-1	3/26/06	11/24/19	Louisiana	1-0	11/16/15	11/16/15
Coppin State	5-0	11/27/99	12/21/19	Louisiana Tech	0-1	1991	1991
Creighton	1-3	11/22/05	12/12/09	Louisville	2-6	2/3/15	1/7/20
Dartmouth	1-0	11/15/09	11/15/09	Lowell	1-0	1978	1978
Davidson	1-1	1986	1987	Loyola Chicago	0-1	3/15/18	3/15/18
Dayton	1-3	11/17/07	12/29/10	Loyola (Md.)	4-0	1993	12/30/13
Defiance	7-0	1987	1995	Manhattan	2-0	2/19/05	11/26/05
Delaware	18-6	11/23/99	1/24/11	Marquette	0-1	3/28/13	3/28/13
Detroit	4-7	1987	11/24/12	Maryland	2-6	12/27/99	1/29/14
Drexel	13-6	12/21/99	11/20/14	Massachusetts	3-0	1977	12/1/12
Duke	5-8	12/9/06	1/21/20	McNeese State	1-1	12/18/03	12/30/04
Duquesne	4-1	12/31/01	12/22/10	Memphis	0-2	11/13/04	12/6/11
East Carolina	10-2	1/3/98	11/22/08	Merrimack	2-0	1977	1978
Eastern Kentucky	0-2	1987	12/19/14	Miami (Ohio)	11-16	1986	11/19/01
Eastern Michigan	10-15	1986	1996	Michigan	0-2	1986	1987
Fairfield	1-3	11/21/98	3/16/10	Michigan State	4-4	1988	3/17/17
Florida Atlantic	5-0	11/27/10	11/8/19				
Florida A&M	1-0	11/16/17	11/16/17				

COACHES & STAFF

LARRAÑAGA VS. OPPONENTS ALL-TIME (1977-PRESENT)

OPPONENT	REC.	FIRST MTG.	LAST	OPPONENT	REC.	FIRST MTG.	LAST
Middle Tennessee	1-0	12/25/17	12/25/17	Southwest Missouri	1-0	1996	1996
Minnesota	1-1	3/19/12	11/29/17	Springfield	1-3	1977	1978
Mississippi	1-1	12/1/01	11/30/02	St. Anselm's	2-0	1977	1978
Mississippi State	3-1	1996	11/19/15	St. Bonaventure	2-0	12/23/03	12/28/04
Missouri State	1-0	11/21/19	11/21/19	St. Francis Brooklyn	0-2	12/2/97	11/8/13
Monmouth	1-0	1978	1978	St. John's	0-1	1994	1994
Morehead State	2-0	11/21/03	12/30/04	St. Joseph's	0-1	3/12/02	3/12/02
Mount St. Mary's	1-0	11/25/08	11/25/08	St. Michael's	1-1	1977	1978
				St. Peter's	1-1	1990	1991
Navy	1-0	11/12/17	11/12/17	Stanford	1-1	4/2/15	11/24/16
Nebraska	2-3	1990	12/01/15	Stephen F. Austin	1-0	11/13/18	11/13/18
New Haven	1-1	1977	1978	Stetson	1-0	11/9/12	11/9/12
New Mexico	0-1	11/13/00	11/13/00	Syracuse	4-6	1995	3/7/20
New Mexico State	0-1	12/23/17	12/23/17				
New Orleans	0-1	12/20/97	12/20/97	Temple	2-0	3/31/15	12/17/19
Niagara	2-0	11/17/01	12/7/02	Tennessee	1-0	3/17/04	3/17/04
Norfolk State	1-0	2/1/14	2/1/14	Tennessee Tech	1-0	11/11/11	11/11/11
North Adams	2-0	1977	1978	Texas	0-1	1986	1986
North Carolina	7-10	12/7/03	1/25/20	UT Rio Grande Valley	1-0	11/13/15	11/13/15
NC Central	1-0	3/17/15	3/17/15	Texas Southern	1-0	11/14/13	11/14/13
UNC Greensboro	1-0	1/2/12	1/2/12	Tiffin	3-0	1993	1996
NC State	7-9	11/19/10	2/5/20	Toledo	17-10	1986	1996
UNC Wilmington	19-15	1/5/98	12/4/10	Towson	17-0	1/5/02	1/27/11
Northeastern	10-7	1977	11/27/15	Tulane	1-1	12/22/08	11/28/09
North Florida	3-0	11/19/11	11/25/17				
Northern Illinois	2-1	1995	1997	UC Irvine	1-0	11/10/05	11/10/05
Northern Iowa	1-0	2/19/11	2/19/11	UMBC	1-0	12/12/99	12/12/99
Notre Dame	5-5	3/20/08	2/23/20	Utah	1-0	11/20/15	11/20/15
Ohio	6-3	1988	1996	Valparaiso	1-0	3/14/12	3/14/12
Ohio State	1-3	1986	3/20/11	Vanderbilt	0-1	1992	1992
Ohio University	10-9	1986	1994	VCU	14-15	1/10/98	3/6/11
Old Dominion	16-14	11/14/98	2/5/11	Vermont	2-0	11/9/07	11/15/08
Ole Miss	0-1	11/25/11	11/25/11	Villanova	1-4	11/16/98	3/24/16
Oregon	0-1	3/23/04	3/23/04	Virginia	3-9	11/22/97	3/4/20
				Virginia Tech	14-7	2/9/12	2/19/20
Pacific	1-0	3/22/13	3/22/13	VMI	1-0	12/22/09	12/22/09
Penn	1-1	12/4/18	12/4/18				
Penn State	1-5	1991	3/17/09	Wagner	1-0	1987	1987
Pittsburgh	7-3	12/28/02	2/2/20	Wake Forest	7-5	11/25/05	2/15/20
Portland	2-0	1994	11/20/98	West New England	2-0	1977	1978
Princeton	2-0	12/29/15	12/2/17	West Virginia	0-2	1997	12/10/11
Providence	0-2	1989	12/22/14	Western Carolina	1-0	11/11/16	11/11/16
Purdue	1-1	1996	11/29/11	Western Kentucky	1-1	1990	1991
				Western Michigan	14-8	1986	1996
Quinnipiac	2-1	1977	11/16/19	Westfield State	4-0	1977	1978
				Wichita State	3-1	2/18/06	3/19/16
Radford	4-1	12/10/05	11/24/10	William & Mary	19-6	1/21/98	1/29/11
Richmond	5-5	1/28/98	3/24/15	Winthrop	1-0	12/28/01	12/28/01
Rider	1-1	1992	12/11/99	Wisconsin	0-1	1990	1990
Rutgers	2-1	11/15/11	11/28/18	Wofford	1-1	11/21/10	12/3/16
				Worc. Poly. Tech.	1-0	1977	1977
Sacred Heart	1-3	1977	1978	WPI	0-1	1978	1978
Santa Clara	0-1	12/29/00	12/29/00	Wright State	5-1	1987	1996
Savannah State	2-0	12/19/13	12/8/14				
Seton Hall	0-1	11/25/18	11/25/18	Xavier	0-2	1988	1989
Siena	2-4	1977	1990				
South Alabama	1-0	11/28/14	11/28/14	Yale	0-1	12/1/18	12/1/18
South Carolina	1-0	11/25/07	11/25/07	Youngstown State	4-0	1988	1991
South Carolina State	1-0	12/6/16	12/6/16				
Southern Connecticut	2-1	1977	1978				
Southern Illinois	0-2	12/8/01	11/24/02				

LARRAÑAGA VS. OPPONENTS AT MIAMI

ACC SCHOOL	REC.	FIRST MTG.	LAST
Boston College	12-2	1/29/12	2/12/20
Clemson	7-4	1/18/12	3/11/20
Duke	5-7	2/5/12	1/21/20
Florida State	8-11	2/11/12	2/8/20
Georgia Tech	7-4	1/24/12	2/29/20
Louisville	2-6	2/3/15	1/7/20
North Carolina	6-9	1/10/12	1/25/20
NC State	7-8	1/22/12	2/5/20
Notre Dame	5-4	2/19/14	2/23/20
Pittsburgh	7-2	2/5/14	2/2/20
Syracuse	4-5	1/4/14	3/7/20
Virginia	3-8	1/7/12	3/4/20
Virginia Tech	14-7	2/9/12	2/19/20
Wake Forest	7-4	2/18/12	2/15/20
<i>Previously in the ACC</i>			
Maryland	2-2	2/1/12	1/29/14

SCHOOL	REC.	FIRST MTG.	LAST
Akron	1-0	11/21/14	11/21/14
Alabama	1-0	3/21/15	3/21/15
Alabama A&M	1-0	12/14/19	12/14/19
Appalachian State	1-0	12/30/11	12/30/11
Arizona	0-1	12/23/12	12/23/12
Arizona State	1-0	12/1/13	12/1/13
Bethune-Cookman	1-0	11/17/18	11/17/18
Boston University	1-0	12/5/17	12/5/17
Buffalo	1-0	3/17/16	3/17/16
Butler	1-0	11/22/15	11/22/15
Cal State Fullerton	1-0	11/29/13	11/29/13
Campbell	1-0	12/29/18	12/29/18
UCF	2-1	12/18/12	11/12/19
Charlotte	5-0	12/22/11	12/5/15
College of Charleston	3-0	11/18/13	12/19/15
Columbia	1-0	12/28/16	12/28/16
Connecticut	0-1	11/24/19	11/24/19
Coppin State	1-0	12/21/19	12/21/19
Detroit	1-0	11/24/12	11/24/12
Drexel	1-0	11/20/14	11/20/14
Eastern Kentucky	0-1	12/19/14	12/19/14
Florida Atlantic	4-0	12/17/11	11/8/19
FGCU	1-1	11/22/11	11/13/12
Florida	2-2	11/17/14	11/22/19
Florida A&M	1-0	11/16/17	11/16/17
Fresno State	1-0	11/23/18	11/23/18
Gardner-Webb	1-0	11/10/17	11/10/17
George Washington	2-1	11/28/13	12/16/17
Georgia Southern	1-0	11/11/13	11/11/13
Green Bay	0-1	12/6/14	12/6/14
Hawaii	2-0	12/22/12	12/22/17
Houston Baptist	1-0	12/19/18	12/19/18
Howard	1-0	11/14/14	11/14/14
Illinois	3-0	3/24/13	12/2/19
Indiana State	0-1	12/25/12	12/25/12
Iowa State	0-1	11/25/16	11/25/16
Jacksonville	1-0	11/16/12	11/16/12
La Salle	4-0	1/2/13	11/22/18
Lehigh	1-0	11/9/18	11/9/18
Louisiana	1-0	11/16/15	11/16/15
Loyola (Md.)	1-0	12/30/13	12/30/13
Loyola Chicago	0-1	3/15/18	3/15/18
Marquette	0-1	3/28/13	3/28/13
Maryland	2-2	2/1/12	1/29/14
Massachusetts	2-0	12/3/11	12/1/12
Memphis	0-1	12/6/11	12/6/11

SCHOOL	REC.	FIRST MTG.	LAST
Michigan State	1-0	11/28/12	11/28/12
Middle Tennessee	1-0	12/25/17	12/25/17
Minnesota	1-1	3/19/12	11/29/17
Mississippi State	1-0	11/19/15	11/19/15
Missouri State	1-0	11/21/19	11/21/19
Navy	1-0	11/12/17	11/12/17
Nebraska	1-1	12/4/13	12/1/15
New Mexico State	0-1	12/23/17	12/23/17
Norfolk State	1-0	2/1/14	2/1/14
NC Central	1-0	3/17/15	3/17/15
UNCG	1-0	1/2/12	1/2/12
North Florida	3-0	11/19/11	11/25/17
Northeastern	0-1	11/27/15	11/27/15
Ole Miss	0-1	11/25/11	11/25/11
Pacific	1-0	3/22/13	3/22/13
Pennsylvania	1-1	12/4/18	12/4/18
Princeton	2-2	12/29/15	12/2/17
Providence	0-1	12/22/14	12/22/14
Purdue	0-1	11/29/11	11/29/11
Quinnipiac	1-0	11/16/19	11/16/19
Richmond	1-0	3/24/15	3/24/15
Rutgers	2-1	11/15/11	11/28/18
Savannah State	2-0	12/19/13	12/8/14
Seton Hall	0-1	11/25/18	11/25/18
South Alabama	1-0	11/28/14	11/28/14
South Carolina State	1-0	12/6/16	12/6/16
Stanford	1-1	4/2/15	11/24/16
Stephen F. Austin	1-0	11/13/18	11/13/18
Stetson	1-0	11/9/12	11/9/12
St. Francis Brooklyn	0-1	11/8/13	11/8/12
Temple	2-0	3/31/15	12/17/19
Tennessee Tech	1-0	11/11/11	11/11/11
UT Rio Grande Valley	1-0	11/13/16	11/13/16
Texas Southern	1-0	11/14/13	11/14/13
Utah	1-0	11/20/15	11/20/15
Valparaiso	1-0	3/14/12	3/14/12
Villanova	0-1	3/24/16	3/24/16
West Virginia	0-1	12/10/11	12/10/11
Western Carolina	1-0	11/11/16	11/11/16
Wichita State	1-0	3/19/16	3/19/16
Wofford	1-0	12/3/16	12/3/16
Yale	0-1	12/1/18	12/1/18

CAREER MILESTONE VICTORIES

#	Date	Opponent	Score	School
50	2/10/88	Miami (Ohio)	65-59	Bowling Green
100	2/23/91	Kent State	84-57	Bowling Green
150	12/22/94	at Ohio State	59-50	Bowling Green
200	12/27/97	Northeastern	66-60	George Mason
250	12/20/00	Coastal Carolina	81-65	George Mason
300	12/2/03	East Carolina	76-65	George Mason
350	1/26/06	William & Mary	81-58	George Mason
400	2/27/08	William & Mary	68-59	George Mason
450	12/8/10	Loyola (Md.)	66-52	George Mason
500	1/5/13	Georgia Tech	62-49	Miami
550	1/24/15	at Syracuse	66-62	Miami
600	1/14/16	at Pittsburgh	72-46	Miami
650	12/2/19	at Illinois	81-79	Miami

MIAMI MILESTONE VICTORIES

#	Date	Opponent	Score
50	11/11/13	Georgia Southern	81-80 (OT)
100	12/19/15	College of Charleston	85-63
150	12/25/17	vs. Middle Tennessee	84-81



CHRIS CAPUTO

Associate Head Coach | 10th Season at Miami (19th Overall)

COACHES & STAFF

PERSONAL

Hometown Elmhurst, N.Y.
Education Westfield State, 2002
Bachelor's: finance & economics
Family Wife: Julie
Daughters: Lily and Charlotte

COACHING EXPERIENCE

Miami
Associate Head Coach, 2015-present
Assistant, 2011-15
George Mason
Assistant, 2005-11
Video Coord./Adm Asst., 2002-05

NCAA APPEARANCES

2006 - George Mason (Final Four)
2008 - George Mason
2011 - George Mason
2013 - Miami (Sweet 16)
2016 - Miami (Sweet 16)
2017 - Miami
2018 - Miami

NIT APPEARANCES

2004 - George Mason
2009 - George Mason
2012 - Miami
2015 - Miami (Runner-Up)

PLAYING EXPERIENCE

Westfield State, 1998-2002

HONORS

- Top-five ACC assistant as voted by his peers, Stadium, 2020
- Top-50 high-major assistant, Silver Waves Media, 2020
- Top-10 assistant coach on the rise, Yardbarker, 2019
- Third-most likely assistant to be coaching star, CBS Sports, 2017
- Chris Caputo Day in the City of Coral Gables, Feb. 24, 2015
- Top-20 assistant ready for a HC job, Sports Illustrated, 2014
- Top-25 non-BCS assistant, HoopScoop.com, 2008

PROMINENT PLAYERS COACHED

Bruce Brown Jr. - Miami
Shane Larkin - Miami
Dewan Hernandez - Miami
Sheldon Mac - Miami
Trey McKinney Jones - Miami
Davon Reed - Miami
Durand Scott - Miami
Lonnie Walker IV - Miami
Luke Hancock - George Mason

Chris Caputo is in his 10th season with the Hurricanes and his 19th year on head coach Jim Larrañaga's staff in 2020-21. He has worked 15 prior seasons as an assistant, with his primary responsibilities including recruiting and scouting the opposition. In May 2015, Caputo was elevated to associate head coach at Miami and also took on the role as the team's defensive coordinator.

In his nine seasons at The U, Caputo has coached the Hurricanes to six postseason berths, four NCAA appearances and two Sweet 16 nods. He helped Miami claim the 2013 ACC regular season and ACC Tournament titles, as well as earn a spot in the 2015 NIT title game. During Caputo's tenure, the Hurricanes have three 25-win seasons and achieved a national ranking as high as No. 2.

Under Caputo's tutelage, Miami was one of just two ACC schools, along with Duke, to have a player selected in the NBA Draft each year from 2016-19, with Dewan Hernandez (formerly Huell) the most recent.

In back-to-back seasons, he helped Miami secure a top-15 recruiting class, beginning with the 2016 haul of McDonald's All-American Dewan Huell, Jordan Brand Classic All-American Bruce Brown Jr., Dejan Vasiljevic and Rodney Miller. For the 2017-18 campaign, Caputo helped ink three ESPN Top 100 players in McDonald's All-American and Jordan Brand Classic All-American guard Lonnie Walker IV (No. 13), guard Chris Lykes (48) and forward Deng Gak (94). Sam Waardenburg also joined the class in the spring of 2017. This group was top-10 by 247Sports, ESPN and Scout.

Miami went 22-10 in 2017-18, reaching the NCAA Tournament for the third straight season, matching a program record. After finishing 11-7 and tying for third place in league play, the Hurricanes earned the No. 6 seed in the NCAA South Regional. Walker and Brown each were selected in the NBA Draft following the season, as Walker was a first-round pick (No. 18 overall), while Brown went No. 42.

For the third straight season, Miami sold out its season ticket allotment at the Watsco Center. The 2015-16

season was the first time in Miami Hurricanes history that any team sold out of season tickets.

In that 2015-16 campaign, Caputo coached the Hurricanes to a tie for second in the ACC standings and an appearance in the NCAA Sweet 16. Miami earned a No. 3 seed in the Big Dance and ended the season ranked No. 10 by the Associated Press and No. 8 in the USA Today Coaches Poll. The Canes' 27 overall wins were the second-most in school history and 13 ACC wins were highlighted by a perfect 9-0 league mark at home.

During the 2012-13 campaign, Caputo and the Hurricanes posted a historic year, winning the ACC regular season and tournament title, then playing in the Sweet 16 after earning a No. 2 seed in the NCAA Tournament. Miami was ranked as high as No. 2 in the country, winning 29 total games, including 15 in ACC play. He helped lead Miami to four 20+ point wins over ACC opponents, including a 27-point rout of No. 1 Duke and victories against North Carolina (+26), Florida State (+24) and Boston College (+22).

Before his arrival at Miami in 2011, Caputo played a major role in George Mason's run to the Final Four in 2006, putting together scouting reports to prepare the Patriots as they played nationally-ranked teams and future NBA players in nearly every round.

He also helped lead the Patriots to the postseason for a Mason-record four straight seasons, including NCAA berths in 2008 and 2011.

Prior to becoming an assistant coach, Caputo worked on Larrañaga's staff as the video coordinator and administrative assistant for three years.

A native of Elmhurst, N.Y., Caputo is a 2002 graduate of Westfield (Mass.) State University with a degree in finance and economics. He was a four-year letter winner as a point guard for the Division III Owls, and served as captain and earned the team's Outstanding Contributor Award as a senior. A 1998 graduate of Archbishop Molloy High School - Larrañaga's alma mater - Caputo, too, played for legendary head coach Jack Curran.

Caputo and his wife, Julie, have two daughters, Lily and Charlotte.



BILL COURTNEY

Assistant Coach | Second Season at Miami (25th Overall)

PERSONAL

Hometown Alexandria, Va.
Education Bucknell, 1992
Bachelor's: education
Family Wife: Gina
Sons Billy, Derek

COACHING EXPERIENCE

Miami
Assistant, 2019-present
DePaul
Assistant, 2017-19
Cornell
Head Coach, 2010-16
Virginia Tech
Assistant, 2009-10
Virginia
Assistant, 2006-09
Providence
Assistant, 2005-06
George Mason
Assistant, 1997-2005
Bowling Green
Assistant, 1996-97
American
Assistant, 1995-96

NCAA APPEARANCES

1999 - George Mason
2001 - George Mason
2007 - Virginia

NIT APPEARANCES

1997 - Bowling Green
2002 - George Mason
2004 - George Mason
2010 - Virginia Tech

CBI APPEARANCES

2008 - Virginia (Semifinals)
2019 - DePaul (Runner-Up)

PROMINENT PLAYERS COACHED

Antonio Daniels - Bowling Green
Malcolm Delaney - Virginia Tech
George Evans - George Mason
Herbert Hill - Providence
Shonn Miller - Cornell
Jason Miskiri - George Mason
Mike Scott - Virginia
Sean Singletary - Virginia
Max Strus - DePaul

PLAYING EXPERIENCE

Bucknell, 1988-92
Philadelphia Spirit, 1992
Sumtex (China), 1993
Eagles (Philippines), 1993
Seapower (China), 1994

Bill Courtney is in his second season serving as an assistant coach at the University of Miami. This is Courtney's second stint on Jim Larrañaga's coaching staff, as he worked under Larrañaga as an assistant from 1996-2005 at Bowling Green and George Mason.

In his first year in Coral Gables, Fla., Courtney helped Miami sign a pair of consensus top-100 recruits in Earl Timberlake and Matt Cross. Both Courtney and Timberlake, who finished No. 35 in the 247Sports Composite and placed No. 32 on Rivals' list, hail from the Washington, D.C., metro area. Cross, meanwhile, checked in at No. 86 in the 247Sports Composite list.

Courtney has over 20 years of college coaching experience, both as an assistant and a head coach. Before coming to Miami, Courtney most recently worked for two years as an assistant coach at DePaul. During his time under Larrañaga at George Mason, Courtney was largely credited with recruiting the core of players that helped the Patriots to the 2006 NCAA Final Four. He spent eight seasons as an assistant and associate head coach (1997-2005) with the Patriots, aiding the program to two regular season CAA titles and four postseason bids, including trips to the NCAA Tournament in 1999 and 2001.

After working as an assistant coach from 1995-2010, Courtney served as the head coach at Cornell from 2010-16. He has been part of four conference championship teams during his coaching career, including the 2006-07 Virginia squad that won the ACC regular season title and advanced to the second round of the NCAA Tournament.

Courtney has racked up nine postseason appearances during his

coaching career, including including three NCAA Tournaments, four NITs and two CBI appearances. He has served as an assistant at American (1995-96), Bowling Green (1996-97), George Mason (1997-2005), Providence (2005-06), Virginia (2006-09), Virginia Tech (2009-10) and DePaul (2017-19).

Courtney played professionally for the Philadelphia Spirit of the United States Basketball League (USBL) and for the Milwaukee Bucks' NBA Summer League team in 1992. He then spent two years playing professional basketball in Hong Kong. He earned the league's most valuable player award and collected the 1993 Asian All-Star Game MVP Award. Courtney also played in the Philippines for one season.

Courtney earned First Team All-Patriot League accolades during his junior and senior seasons, serving as team captain both years. As a junior in 1990-91, he totaled 619 points to set a single-season school record that stood for 22 years until NBA second-round pick Mike Muscala broke it in 2013. That mark still ranks third in Bison history, while his 1,499 career still check in at No. 12 all-time.

A native of Alexandria, Va., Courtney earned a bachelor's degree in education from Bucknell in 1992 and was named to the Bucknell Athletics Hall of Fame in 2007.

Courtney and his wife, Gina, have two sons, Billy and Derek.



ADAM FISHER

Assistant Coach | Eighth Season at Miami (sixth as AC)

COACHES & STAFF

PERSONAL

Hometown Jamison, Pa.
Education Penn State, 2006
Bachelor's: Kinesiology
Villanova, 2009
Master's: education leadership
Family Wife: Rebecca

COACHING EXPERIENCE

Miami

Assistant Coach, 2015-present
Director of Operations, 2013-15

Penn State

Director of Player Development, 2012-13

Video Coordinator, 2011-12

Boston University

Director of Operations, 2009-11

Villanova

Graduate manager, 2007-09

Penn State

Student Manager, 2002-06

NCAA APPEARANCES

2008 - Villanova (Sweet 16)
2009 - Villanova (Final Four)
2011 - Boston University
2016 - Miami (Sweet 16)
2017 - Miami
2018 - Miami

NIT APPEARANCES

2015 - Miami (Runner-Up)

HONORS

• Top-50 high-major assistant,
Silver Waves Media, 2020

PROMINENT PLAYERS COACHED

Bruce Brown Jr. - Miami
Dewan Hernandez - Miami
Sheldon Mac - Miami
Davon Reed - Miami
Lonnie Walker IV - Miami

Adam Fisher is in his seventh season at the University of Miami and fifth as an assistant coach for the Hurricanes in 2018-19. He was promoted to assistant coach in May 2015 after spending two years as the director of basketball operations for the Hurricanes.

The Hurricanes reached the NCAA Tournament in each of Fisher's first three seasons as an assistant coach, including a run to the Sweet 16 in 2016. Fisher also has coached the Canes to three straight 20-win campaigns, matching a program record.

Under Fisher's guidance, Miami was one of just two ACC schools, along with Duke, to have a player selected in the NBA Draft each year from 2017 to 2019, with Dewan Hernandez (formerly Huell) the most recent. In April 2020, Silver Waves Media tabbed Fisher as one of the top 50 high-major assistant coaches in the country.

Miami went 22-10 during the 2017-18 season, including an 11-7 record and third-place finish in ACC play. The Hurricanes then earned the No. 6 seed in the NCAA South Regional. Lonnie Walker IV had a strong freshman campaign, earning Honorable Mention All-ACC and ACC All-Freshman Team honors. Walker and Bruce Brown Jr. each were selected in the NBA Draft following the season, as Walker was a first-round pick (No. 18 overall), while Brown was picked No. 42.

For the third straight season, Miami sold out its season ticket allotment at the Watsco Center. The 2015-16 season was the first time in Miami Hurricanes history that any team sold out of season tickets.

Fisher and the Hurricanes' coaching staff reeled in top-15 recruiting class in back-to-back seasons in 2016-17 and 2017-18, marking the best classes in program history. For the 2017-18 campaign, the staff inked three ESPN Top 100 players in McDonald's All-American and Jordan Brand Classic All-American guard Lonnie Walker IV (No. 13), guard Chris Lykes (48) and forward Deng Gak (94). New Zealander Sam Waardenburg also joined the class for the spring semester in 2017. This class was ranked top-10 by

247Sports, ESPN and Scout.

The previous year, in 2016-17, the staff signed McDonald's All-American Dewan Huell, Jordan Brand Classic All-American Bruce Brown Jr., Australian standout Dejan Vasiljevic and Rodney Miller Jr. from national powerhouse Oak Hill Academy (Va.). Both Huell and Brown were consensus five-star, top-30 recruits.

Fisher came to Miami after spending two seasons at Penn State. Promoted to Director of Player Development in 2012, Fisher served as video coordinator in his first season upon returning to his alma mater in 2011.

Fisher served the previous two seasons as director of basketball operations at Boston University, helping the Terriers to back-to-back 21-win seasons and post-season appearances both years. The Terriers went 21-14 in 2010-11, winning the America East Conference Championship and advancing to their first NCAA Tournament since 2002. The Terriers also went 21-14 in 2009-10 and earned a CBI tournament berth, reaching the semifinals.

Fisher worked as a graduate manager for Villanova from 2007-09, while working on his master's degree in education leadership, which he earned in 2009. Fisher worked under Jay Wright at Villanova, serving as an assistant recruiting coordinator while helping in film exchange with opponents and conference members. During Fisher's time at Villanova, the Wildcats reached the Sweet 16 in 2008 and won the East Regional in 2009 to reach the Final Four with a then-school-record 30 wins.

At Villanova, Fisher also assisted the director of basketball operations and worked as the assistant camp coordinator in the summers of 2007 and 2008. When Wright was named the head coach of the 2007 U.S. Pan America team, Fisher assisted him and the squad with various duties during tryouts and the preliminary rounds.

Fisher graduated from Penn State with a bachelor's degree in kinesiology in 2006. While there, he worked for three seasons as head student manager and then one season as a graduate manager. Fisher assisted with player workouts, handled administrative duties and helped with team travel.

A native of Jamison, Pa., Fisher resides in Coral Gables, Fla., with his wife, Rebecca, and daughter, Alivia.



LAMONT FRANKLIN

Director of Operations | Fourth Season



COACHES & STAFF

PERSONAL

Hometown Seat Pleasant, Md.
Education UNC Wilmington, 1997
 Bachelor's: business information systems
 UNC Charlotte, 2010
 Master's: sports marketing & management (MBA)
Family Wife: Lisa
 Children: Cameron, Kennedy, Braedon

COACHING EXPERIENCE

Florida A&M
 Assistant, 2015-17
 Associate Head Coach, 2002-03
 Assistant, 2001-02
Johnson & Wales
 Head Coach, 2009-11
College of Charleston
 Assistant, 2004-05
Towson
 Associate Head Coach, 2003-04
Mount St. Mary's
 Assistant, 2000-01
Howard
 Assistant, 1998-2000
UNC Wilmington
 Assistant, 1997-98

NCAA APPEARANCES
 2018 - Miami

NIT APPEARANCES
 1998 - UNC Wilmington

PLAYING EXPERIENCE
 UNC Wilmington, 1993-97

HONORS

- Johnson & Wales Coach of the Year, 2010
- Bothell News & Reporter Coach of the Year, 2008
- Seattle Times Emerald City League Coach of the Year, 2007

Lamont Franklin is in his fourth season as Miami's director of men's basketball operations after joining the staff in April 2017.

A 20-year basketball veteran, Franklin wears many hats, assisting head coach Jim Larrañaga with various aspects of the Miami program. His responsibilities include managing the budget, speaking engagements, community service, team travel, oversight of both support staff and equipment, as well as assisting with on-campus recruiting. Franklin also serves as the staff liaison to numerous areas within the athletics department, including academics, compliance, facilities, marketing, ticketing and communications.

Three Hurricanes have been selected in the NBA Draft since Franklin joined the Hurricanes, including Lonnie Walker IV, who was the No. 18 pick in 2018 draft. During his first year on staff, Miami went 22-10, tied for third in ACC at 11-7 and equaled a program record by reaching the NCAA Tournament for the third consecutive season.

After completing his playing days as a three-year starter at point guard for UNC Wilmington, Franklin's coaching career received a quick jumpstart when he joined the staff at his alma mater as an assistant coach just three months after graduation in 1997. In that season, Franklin helped UNCW to its first 20-win campaign, first postseason appearance and second consecutive regular season league title. Following one year on the sidelines in Wilmington, Franklin then moved on to Howard University for two seasons.

Following his stint at Howard, Franklin joined the staff at Mount St. Mary's University, working alongside legendary coach Jim "Bow-Tie" Phelan, before moving on to Florida A&M University. After arriving on campus at FAMU, he played a key role in landing a strong recruiting class anchored by Terrance Woods,

who went on to lead the NCAA in 3-point shooting for two consecutive seasons. At the conclusion of his first season at FAMU, Franklin was promoted to associate head coach and then assisted in the Rattlers' first winning season in 10 years. In the summer of 2003, he returned to his home state of Maryland and joined the staff at Towson University. Following his time with the Tigers, Franklin moved on to the College of Charleston where he served at assistant coach.

Franklin spent the next three seasons as the head boys' basketball coach at Cedar Park Christian School in Seattle. In his final season at the helm, he led the Eagles to the highest state tournament finish in school history. In two out of three seasons the Eagles qualified for the WIAA state tournament in Yakima, Wash., with Franklin receiving Coach of the Year honors in his final two seasons.

From 2009-11, Franklin served as the first-ever head basketball coach at Johnson & Wales University, Charlotte. He played an integral role in helping to lay the foundation for the entire athletic department at the university as it made the transition to intercollegiate athletics competition.

Franklin arrived in Miami in the spring of 2017 after making his return to coaching in 2015. Prior to his return, he worked in corporate America as a sales solutions specialist for Microsoft Corporation in Charlotte from 2011-14.

A 1997 graduate of UNCW with a degree in information systems, Franklin also received an MBA in sports marketing & management from UNC Charlotte in 2010. At UNCW, he was a four-year letter winner and was team co-captain in his last two seasons. Franklin was an All-CAA Defensive Team selection in his senior year and was named the team's most outstanding defender in his final two seasons.

He is married to Lisa Franklin. They have three children, Cameron, Kennedy and Braedon.



JEFF DYER

Associate Director of Operations | Fourth Season

Jeff Dyer is in his fourth season as Miami's associate director of operations in 2020-21.

This is Dyer's second stint on head coach Jim Larrañaga's staff. He returned to the Hurricanes last season after serving two seasons as a UM graduate assistant from 2014-16. In 2016-17, Dyer was the video coordinator for Bowling Green State University, where former UM assistant Michael Huger is the Falcons' head coach.

At Bowling Green, Dyer was in charge of the editing and exchange of both highlight and game files, as well as the filming of daily practices and games.

While earning his master's degree in sports administration at Miami, Dyer aided in the breakdown of film for opponents scouting against

both non-conference and ACC teams. He also assisted in developing game plans, created scouting reports, worked with the academic office to ensure that the players were on track academically in order to maintain eligibility and assisted coaches with practice drills.

He also provided assistance for NBA practices with teams such as the Oklahoma City Thunder, Cleveland Cavaliers, Houston Rockets, Milwaukee Bucks and others.

Dyer also served as the associate camp director of the Jim Larrañaga Basketball Camps in 2015. A native of Hillsborough, N.J., Dyer graduated from the University of Delaware in 2014. In his four years at Delaware, he served as a student manager for the men's basketball team in which he worked under the 2014 CAA Coach of the Year in Monte Ross. He also worked as the head manager in 2013-14 when the Blue Hens won the 2014 CAA Championship.

COACHES & STAFF



CORY KAPLAN

Athletic Trainer | Second Season

Cory Kaplan joined the University of Miami in July 2019 as an assistant athletic trainer and works with the Hurricane men's basketball team.

Before coming to Coral Gables, Fla., Kaplan spent three years at Florida Atlantic University, where he served as the athletic trainer for the Owls' men's basketball, men's golf and women's golf teams. Kaplan was also responsible for the clinical education of all FAU athletic training students, as well as the professional development of the graduate assistants.

Kaplan holds corrective exercise specialist, blood flow restriction and functional movement screening certifications. He graduated from the University of Florida with a bachelor's degree in athletic training and aided the Gators' 2012-13 men's basketball team on its run to the NCAA Elite Eight.


In addition, Kaplan earned a master's degree in kinesiology and sport administration from Louisiana Tech in 2016. While there, he primarily worked with the Bulldogs' football, men's basketball and women's basketball programs, while assisting with other teams.

A Miami-Dade County native, Kaplan and his wife, Rachel, both hail from nearby Kendall, Fla.



PHIL BAIER

Strength & Conditioning Coach | Second Season



COACHES & STAFF

Phil Baier joined the University of Miami as an assistant strength coach in September 2019. He serves as the strength & conditioning coach for the Hurricanes' men's basketball team.

Baier joined the Hurricanes after two years at the University of North Texas, where he worked with the school's men's basketball and women's volleyball teams.

The Mean Green reached the 20-win mark in both of Baier's seasons with basketball, notching 41 total victories and claiming the 2018 CBI championship. He also aided the volleyball program to 48 triumphs in two years, including a 29-4 campaign in 2017 that featured a C-USA regular season title.

Prior to his time in Denton, Texas, Baier spent two years at Arkansas State. There, he primarily worked with men's basketball, men's track and field, women's track and field, cheerleading and dance, while helping with football. The Red Wolves won two Sun Belt titles in football and one in men's

outdoor track and field while Baier was there.

Baier did his graduate studies at Southeast Missouri State University, pursuing a master's degree in higher education administration with an emphasis in athletic administration. While there, he worked with men's basketball, women's basketball, football and women's tennis.

In addition, Baier was a strength & conditioning intern at the University of Southern California in the spring of 2013, primarily working with women's crew, while aiding with 10 additional programs, including baseball and women's basketball.

The prior summer, Baier interned at Harvard University, helping with eight sports, including men's basketball, football and men's ice hockey.

A 2013 graduate of Springfield College, Baier received his bachelor's degree in applied exercise science with a minor in coaching. He earned four varsity letters as a wide receiver and garnered all-conference honorable mention as a senior.

Baier, a native of Braintree, Mass., holds certifications from both the Collegiate Strength and Conditioning Coaches Association and the American Red Cross.




ADDITIONAL BASKETBALL STAFF



Reggie Bouchard
Administrative Assistant
to Coach Larrañaga



Monica Mengotti
Coordinator of Operations



Edward Flynn
Graduate Assistant



Jimmy Polisi
Graduate Assistant



Corey Sherman
Graduate Assistant



Luke Testani
Graduate Assistant



Max Wiviott
Graduate Assistant



Harrison Miller
Head Student Manager



Isi Beraja
Student Manager



Eric Winn
Student Manager

COACHES & STAFF



SUPPORT STAFF

COACHES & STAFF



Conrad Bradburn
Assistant AD
Marketing & Event Experience



Heather de la Osa
Assistant Director
Academic Services



Erika Gonzalez-Rebull
Coordinator
Sports Nutrition



Holdyn Halperin
Assistant AD
Ticket Operations



Kevin Ivany
Assistant Director
Communications



John Kelly
Coordinator
Facilities & Maintenance



Ray Lopez
Manger
Information Technology



Kevin Ortiz
Senior Graphic Designer



Jimmie Nelson
Athletics Video Producer




Tom Ponietowicz
Associate AD
Facilities & Operations



Julia Rapicavoli
Staff Physical Therapist



Alejandro Rengifo
Associate Director
Marketing



Austin Sapin
Associate Director
Digital Strategy



Alex Schwartz
Associate Director
Communications



Ashleigh Young
Assistant Director
Communications



Joe Zagacki
WQAM Radio;
Voice of the Hurricanes



HURRICANES

Photo Roster	32-34
Harlond Beverly	35-36
Nysier Brooks	37-38
Matt Cross	39
Deng Gak	40-41
Filippos Gkogkos	42-43
Willie Herenton	44-45
Chris Lykes	46-48
Kameron McGusty	49-51
Rodney Miller Jr.	52-53
Elijah Olaniyi	54-56
Earl Timberlake	57
Sam Waardenburg	58-59
Anthony Walker	60-61
Isaiah Wong	62-63



PHOTO ROSTER



#0
CHRIS LYKES
SR. | G | 5-7 | 160
MITCHELLVILLE, MD.
GONZAGA COLLEGE HS (D.C.)




#1
ANTHONY WALKER
SO. | F | 6-9 | 210
BALTIMORE, MD.
BREWSTER ACADEMY (N.H.)



#2
ISAIAH WONG
SO. | G | 6-3 | 180
PISCATAWAY, N.J.
MONSIGNOR BONNER (PA.)



#3
NYSIER BROOKS
R-SR. | C | 7-0 | 240
PHILADELPHIA, PA.
CINCINNATI



#4
ELIJAH OLANIYI
SR. | G | 6-5 | 205
NEWARK, N.J.
STONY BROOK




#5
HARLUND BEVERLY
SO. | G | 6-5 | 185
DETROIT, MICH.
MONTVERDE ACADEMY (FLA.)



#10
FILIPPOS GKOGKOS
SO. | G | 6-3 | 190
ATHENS, GREECE
INT'L SCHOOL OF BUCHAREST



PHOTO ROSTER



#13
EARL TIMBERLAKE
FR. | G | 6-6 | 215
WASHINGTON, D.C.
DeMATHA CATHOLIC (MD.)



#14
RODNEY MILLER JR.
R-SR. | C | 7-0 | 250
LAURELTON, N.Y.
OAK HILL ACADEMY (VA.)




#15
WILLIE HERENTON
SR. | G | 6-2 | 180
LINCOLNSHIRE, ILL.
ADLAI STEVENSON




#21
SAM WAARDENBURG
R-SR. | F | 6-10 | 225
AUCKLAND, NEW ZEALAND
RANGITOTO COLLEGE



#22
DENG GAK
R-JR. | F | 6-11 | 220
SYDNEY, AUSTRALIA
BLAIR ACADEMY (N.J.)



#23
KAMERON MCGUSTY
R-SR. | G | 6-5 | 190
KATY, TEXAS
OKLAHOMA



#33
MATT CROSS
FR. | F | 6-7 | 225
BEVERLY, MASS.
BREWSTER ACADEMY (N.H.)

HURRICANES



PHOTO ROSTER



JIM LARRAÑAGA
HEAD COACH
10TH SEASON



CHRIS CAPUTO
ASSOCIATE HEAD COACH
10TH SEASON



BILL COURTNEY
ASSISTANT COACH
SECOND SEASON



ADAM FISHER
ASSISTANT COACH
EIGHTH SEASON (sixth as AC)



LAMONT FRANKLIN
DIRECTOR OF OPS
FOURTH SEASON



JEFF DYER
ASSOC. DIRECTOR OF OPS
FOURTH SEASON



CORY KAPLAN
ATHLETIC TRAINER
SECOND SEASON



PHIL BAIER
STRENGTH & COND. COACH
SECOND SEASON

HURRICANES



5 HARLOND BEVERLY

SOPHOMORE • 6-5 • 185 • GUARD
DETROIT, MICH.
MONTVERDE ACADEMY (FLA.)

As a Freshman (2019-20): One of three Hurricanes to play in all 31 games, earning five starts ... Averaged 7.2 points, 2.3 rebounds and 2.3 assists, second on the team, across 19.9 minutes per game ... Seventh of eight Miami freshmen (six true) with a 20-point game in the ACC era, including the first since Lonnie Walker IV on 1/27/18 ... Tied for the fifth-most minutes (40) in a contest by a Miami freshman in the ACC era ... First Miami freshman with a five-assist game since Chris Lykes on 1/31/18 ... Amassed three of the team's six, six-assist games and tied for the second-most made free throws (eight) in a contest by a Hurricane ... Logged double-digit points nine times, five-plus rebounds in three appearances and multiple steals on five occasions, while playing 30-plus minutes in four affairs ... Led Miami with four five-assist performances and with 71 total assists ... Paced the Hurricanes twice each in scoring and rebounding ... Scored nine points against fifth-ranked Louisville (11/5) in his college debut ... Notched 14 points and four assists versus Florida Atlantic (11/8), finishing 6-of-9 from the floor and 2-of-3 beyond the arc ... Posted 15 points on 6-of-11 shooting, adding four assists, in his first road game, a win at UCF (11/12) ... Notched 10 points and went 2-of-4 from deep against Quinnipiac (11/16) ... Scored 12 points and went 6-of-8 at the line versus Alabama A&M (12/14) ... Dished out a season-best six assists versus Coppin State (12/21) ... Limited to three minutes at No. 13/11 Louisville (1/7) due to upper back spasms ... Posted five assists and a season-high two blocks against Pittsburgh (1/12) ... Scored nine points in 35 minutes in his first start, a road affair at North Carolina (1/25) ... Tallied 13 points, including six in the final 42 seconds, plus tied season highs in both assists (six) and steals (three), against Virginia Tech (1/28) in his first home start ... Logged 11 points and five boards in 35 minutes at Pittsburgh (2/2) ... Scored a season-high 20 points against NC State (2/5), finishing 7-of-12 from the floor and 5-of-6 at the line while playing all 40 minutes, also setting season bests in made field goals and minutes ... Scored 14 points at eighth-ranked Florida State (2/8), setting season highs in free throws

made (eight) and attempted (10) ... Stuffed the stat sheet with nine points, a season-high seven rebounds, a season-high-tying six assists and two steals against Boston College (2/12), while making all of his shots from the field and the line ... Compiled 12 points on 6-of-12 shooting and a co-season-high six steals at Notre Dame (2/23).

High School: Graduated from Montverde Academy (Fla.) ... Consensus four-star recruit ... Tabbed as the No. 42 prospect nationally by Rivals, including ninth among shooting guards ... Ranked No. 69 in the country by 247Sports and No. 55 by ESPN ... Averaged 14.0 points per game in his lone year at Montverde, aiding the team to a 22-3 record and a No. 4 spot in the *USA TODAY* Super 25 Expert Rankings ... Scored a team-high 23 points in the GEICO Nationals semifinals against national champion IMG Academy ... Led Southfield Christian (Mich.) to the Class D state championship during his junior season, tallying 23 points, seven rebounds, four assists, eight blocks and six steals in the title game ... Earned Associated Press Class D Player of the Year honors after averaging 16 points, six rebounds, six assists and three steals per game ... Helped his team to the Class D semifinals as a sophomore ... Attended University of Detroit Jesuit as a freshman and scored 51 points in a junior varsity game... Former Montverde basketball players include RJ Barrett, Jordan Caroline, Joel Embiid, Dakari Johnson, Luc Richard Mbah a Moute, D'Angelo Russell and Ben Simmons.

Personal: Full name is Harlond Terrill Beverly ... Goes by "H" ... Born May 31, 2001 ... Parents are Clayton and Rebecca Holmes ... Father works for an energy company and mother works in a senior citizen community ... Has a younger sister, Madison ... First cousin once removed is Jon Berti of the Miami Marlins ... Major is undecided ... Favorite athlete is CJ McCollum ... Best sports memory is playing in the 2019 GEICO Nationals ... Committed to Miami over Georgia, Indiana, Kansas and Michigan State.

BEVERLY CAREER STATISTICS										3-Point		Free Throws		Rebounds		Scoring									
Season	GP	GS	Min.	Avg.	FG	FGA	Pct.	FT	FTA	Pct.	Off.	Def.	Tot.	Avg.	PF	FO	Ast.	TO	Blk	Stl	Pts.	Avg.			
2019-20	31	5	617	19.9	85	210	.405	14	64	.219	40	54	.741	11	60	71	2.3	48	0	71	69	6	21	224	7.2
Total	31	5	617	19.9	85	210	.405	14	64	.219	40	54	.741	11	60	71	2.3	48	0	71	69	6	21	224	7.2



2019-20	GS	Min	FG	3FG	FT	O-D-T	Avg	PF	FO	A	TO	Blk	Stl	Pts	Avg
Louisville	22	4-11	1-4	0-0	0-1-1	1.0	2	0	2	0	0	1	9	9.0	
Fla. Atlantic	28	6-9	2-3	0-2	0-3-3	2.0	1	0	4	2	0	1	14	11.5	
at UCF	25	6-11	1-2	2-4	0-1-1	1.7	0	0	4	2	0	0	15	12.7	
Quinnipiac	21	4-13	2-4	0-1	0-3-3	2.0	3	0	3	2	0	2	10	12.0	
vs. Missouri St.	13	1-4	0-1	4-4	0-1-1	1.8	1	0	1	2	0	0	6	10.8	
vs. Florida	13	0-3	0-2	2-2	1-1-2	1.8	2	0	1	2	0	0	2	9.3	
vs. UConn	17	3-6	1-1	0-0	0-3-3	2.0	4	0	3	3	0	0	7	9.0	
at Illinois	5	1-1	0-0	0-0	0-0-0	1.8	3	0	0	3	0	0	2	8.1	
Alabama A&M	26	3-6	0-1	6-8	2-2-4	2.0	2	0	3	1	1	0	12	8.6	
vs. Temple	15	3-7	0-1	0-0	0-0-0	1.8	0	0	1	2	0	1	6	8.3	
Coppin St.	20	1-3	1-1	0-0	0-4-4	2.0	1	0	6	1	0	1	3	7.8	
at Clemson	16	1-5	1-3	0-0	0-3-3	2.1	2	0	1	5	0	3	3	7.4	
Duke	19	3-6	0-1	0-0	1-0-1	2.0	1	0	1	3	1	0	6	7.3	
at Louisville	3	1-2	0-1	0-0	0-0-0	1.9	0	0	0	1	0	0	2	6.9	
Pittsburgh	18	3-5	0-2	0-0	0-1-1	1.8	3	0	5	3	2	1	6	6.8	
at NC State	18	3-7	0-2	0-0	0-0-0	1.7	2	0	0	3	1	0	6	6.9	
Florida St.	26	3-7	1-2	1-2	1-2-3	1.8	4	0	3	5	0	2	8	6.9	
at Duke	21	0-6	0-3	0-0	1-1-2	1.8	2	0	3	3	0	0	0	6.5	
at N. Carolina *	35	3-9	0-2	3-4	0-3-3	1.8	2	0	2	4	0	0	9	6.6	
Va. Tech *	31	4-8	1-1	4-4	0-4-4	2.0	2	0	6	4	0	3	13	7.0	
at Pittsburgh *	35	4-12	1-7	2-2	0-5-5	2.1	4	0	2	2	0	0	11	7.1	
NC State *	40	7-12	1-6	5-6	2-1-3	2.1	1	0	3	5	0	1	20	7.7	
at Florida St. *	28	3-13	0-2	8-10	1-1-2	2.1	1	0	1	3	0	1	14	8.0	
Boston Col.	26	3-3	1-1	2-2	0-7-7	2.3	1	0	6	5	0	2	9	8.0	
Wake For.	14	1-5	0-1	0-0	0-2-2	2.3	1	0	3	0	0	0	2	7.8	
at Va. Tech	9	0-0	0-0	0-0	0-1-1	2.3	0	0	2	0	0	0	0	7.5	
at Notre Dame	18	6-12	0-1	0-0	1-5-6	2.4	1	0	3	0	0	1	12	7.7	
at Ga. Tech	12	3-8	0-1	0-1	0-1-1	2.4	1	0	0	1	1	0	6	7.6	
Virginia	18	3-7	0-3	0-0	1-1-2	2.3	1	0	1	0	0	0	6	7.6	
Syracuse	21	2-9	0-5	1-2	0-2-2	2.3	0	0	1	1	0	1	5	7.5	
vs. Clemson	4	0-0	0-0	0-0	0-1-1	2.3	0	0	0	1	0	0	0	7.2	

HURRICANES

BEVERLY'S CAREER HIGHS

Points

Career: 20 NC State, 2/5/20
ACC: 20 NC State, 2/5/20

Rebounds

Career: 7 Boston College, 2/12/20
ACC: 7 Boston College, 2/12/20

Assists

Career: 6 3x, last vs. Boston College, 2/12/20
ACC: 6 3x, last vs. Boston College, 2/12/20

Steals

Career: 1 at North Carolina, 1/25/20
ACC: 1 at North Carolina, 1/25/20

Blocked Shots

Career: 3 2x, last vs. Virginia Tech, 1/28/20
ACC: 3 2x, last vs. Virginia Tech, 1/28/20

Field Goals Made

Career: 7 NC State, 2/5/20
ACC: 7 NC State, 2/5/20

Field Goal Attempts

Career: 13 2x, last at Florida State, 2/8/20
ACC: 13 at Florida State, 2/8/20

Free Throws Made

Career: 8 at Florida State, 2/8/20
ACC: 8 at Florida State, 2/8/20

Free Throw Attempts

Career: 10 at Florida State, 2/8/20
ACC: 10 at Florida State, 2/8/20

3-Point Field Goals Made

Career: 2 2x, last vs. Quinnipiac, 11/16/19
ACC: 1 7x, last vs. Boston College, 2/12/20

3-Point Field Goal Attempts

Career: 7 at Pittsburgh, 2/2/20
ACC: 7 at Pittsburgh, 2/2/20

Minutes

Career: 40 NC State, 2/5/20
ACC: 40 NC State, 2/5/20



3

NYSIER BROOKS

RS SENIOR • 7-0 • 240 • CENTER

PHILADELPHIA, PA.

CINCINNATI | ADVANCED PREP INTERNATIONAL (TEXAS)

As a Senior (2019-20): *NABC Honors Court*

Transferred from the University of Cincinnati ... Sat out season in accordance with NCAA rules.

As a Junior at Cincinnati (2018-19): Started all 35 games, averaging 8.1 points, 6.3 rebounds and 1.5 blocks in 22.9 minutes ... Ranked among the AAC leaders in blocks (third at 1.5), offensive rebounds (fourth at 2.7) and rebounds (11th at 6.3) ... Posted three double-doubles ... Led the Bearcats in rebounds in 15 games ... Recorded at least two blocks in 17 games ... Scored 17 points on 5-of-8 shooting from the field and 7-of-8 shooting from the free throw line with eight rebounds against South Carolina State (12/22) ... Matched a career high, scoring 17 points on 6-of-8 shooting against UConn (1/12) ... Matched a career high with five blocks against Wichita State (2/17) ... Grabbed a career-high 12 rebounds against SMU (2/27) and Memphis (3/2) ... Tallied 16 points on 6-of-8 shooting with six rebounds and two blocks against Houston (3/10) ... Scored a team-high 13 points to go with a game-high nine rebounds against Wichita State (3/16) in the semifinals of the AAC Tournament ... Aided the Bearcats to a 28-7 (14-4 AAC) finish, including winning the AAC Tournament and reaching the NCAA Tournament.

As a Sophomore at Cincinnati (2017-18): Started two of 35 games played, averaging 2.6 points, 2.3 rebounds and 0.6 blocks in 9.7 minutes ... Pulled down three or more rebounds in 11 games ... Recorded at least one block in 10 conference games ... Blocked two shots each at No. 21 Xavier (12/2), at USF (1/13) and at Wichita State (3/4) ... Scored a season-high nine points on 3-of-3 shooting from the field in 13 minutes against Alabama State (11/27) ... Netted eight points on 4-of-5 shooting with two rebounds, a block and a steal in 12 minutes against Cleveland State (12/21) ... Tallied eight points with five rebounds in 11 minutes against ECU (1/20) ... Made his first collegiate start, pulling down a season-best eight rebounds with four points and two assists in 12 minutes against Western Carolina (11/13) ... Grabbed a team-high seven rebounds at Temple (1/4) ... Helped the Bearcats go 31-5 (16-2 AAC), sweep the AAC championships and make the NCAA Tournament Round of 32.

As a Freshman at Cincinnati (2016-17): Played in 33 games as a reserve, averaging 2.4 points, 1.6 rebounds

and 0.7 blocks in 8.5 minutes ... Scored 10 points on 4-of-5 shooting with four rebounds and three blocks against Samford (11/23) ... Had eight points with three rebounds against Fairleigh Dickinson (12/17) ... Recorded a season-best five blocks with four rebounds at East Carolina (1/15) ... Tallied eight points in a season-high 16 minutes against USF (1/29) ... Grabbed a season-high five rebounds at UConn (3/5) ... Earned the Legion of Excellence award for the highest GPA (3.5) on the men's basketball team ... Cincinnati finished 30-6 (16-2 AAC) and advanced to the second round of the NCAA Tournament.

High School: Graduated from Advanced Prep International (API) in Dallas ... Tabbed as a three-star prospect by 247Sports, ESPN and Rivals ... Considered the No. 207 recruit nationally by 247Sports, as well as No. 213 on its composite list ... Averaged eight points, eight rebounds and two blocks in his lone year at API, helping the team go 34-7 and win the league title ... Aided his team to a No. 24 finish in the USA TODAY Super 25 Expert Rankings, alongside teammate Terrance Ferguson, the No. 21 pick in the 2017 NBA Draft ... Attended Life Center Academy (N.J.) as a junior, tallying 12 points and eight rebounds per game while playing for the No. 1 pick in the 1989 NBA Draft, Pervis Ellison ... Went to Archbishop Carroll (Pa.) as a sophomore and Imhotep Charter (Pa.) as a freshman, claiming the Class AAA state title at the latter.

Personal: Full name is Nysier Ta-Jhon Brooks ... Goes by Nas ... First name is pronounced Nah-SEER... Born Dec. 5, 1996 ... Parents are John Walter Mitchell and Monique Brooks ... Guardian is James Johns ... Has 10 siblings (two older sisters, three younger sisters and five younger brothers) ... Majoring in criminology with a minor in sociology ... Career goal is to be a children's psychologist ... Enjoys giving back to the youth in his community ... Made the Dean's List in two of his three years at Cincinnati ... Favorite athlete is Russell Westbrook because of his activity on the court and determination to be the best ... Best sports memory is getting a late-game stop at Wichita State in 2018 to clinch the AAC regular season title with the Bearcats ... Chose Miami because he felt it would help him get better on and off the court, as well as allow him to build a resume and gain the tools he needs for the workplace when he is done with basketball ... Committed to Miami over Baylor, Georgia, LSU, Texas Tech, UCLA, Virginia Tech and West Virginia.

HURRICANES

BROOKS CAREER STATISTICS*										3-Point			Free Throws			Rebounds		Scoring								
Season	GP	GS	Min.	Avg.	FG	FGA	Pct.	FG	FGA	Pct.	FT	FTA	Pct.	Off.	Def.	Tot.	Avg.	PF	FO	Ast.	TO	Blk	Stl	Pts.	Avg.	
2016-17	33	0	279	8.5	28	53	.528	0	0	.000	23	40	.575	20	33	53	1.6	55	1	2	19	22	4	79	2.4	
2017-18	35	2	340	9.7	38	77	.494	0	0	.000	16	29	.552	32	49	81	2.3	54	0	8	22	20	12	92	2.6	
2018-19	35	35	802	22.9	99	185	.535	0	0	.000	84	133	.632	94	127	221	6.3	114	6	14	31	51	13	282	8.1	
2019-20	DNP																									
Total	103	37	1421	13.8	165	315	.524	0	0	.000	123	202	.609	146	355	501	4.9	223	7	24	72	93	29	453	4.4	

* at the University of Cincinnati



2018-19

Ohio State
NC Central
Milwaukee
Western Mich.
vs. G. Mason
vs. Ole Miss
Ark.-Pine Bluff
at UNLV
Northern Ky.
Xavier
at Miss. State
UCLA
S. Carolina St.
Tulane
at E. Carolina
at UConn
UConn
USF
at Wichita St.
Tulsa
at Temple
SMU
at Memphis
at Houston
Wichita St.
UCF
at UConn
at SMU
Memphis
at UCF
at Houston
vs. SMU
vs. Wichita St.
vs. Houston
vs. Iowa

Table with columns: GS, Min, FG, 3FG, FT, O-D-T, Avg, PF, FO, A, TO, Blk, Stl, Pts, Avg. Rows correspond to the 2018-19 season games.

2017-18

Savannah St.
W. Carolina
Coppin State
vs. Buffalo
vs. Richmond
vs. Wyoming
Alabama St.
at Xavier
vs. Florida
Miss. State
at UCLA
Ark.-Pine Bluff
Cleveland St.
Memphis
at Temple
SMU
at USF
at UCF
E. Carolina
Temple
at Memphis
Houston
at UConn
UCF
at SMU
at Houston
Wichita St.
UConn
Tulsa
at Tulane
at Wichita St.
vs. SMU
vs. Memphis
vs. Houston
vs. Georgia St.
vs. Nevada

Table with columns: GS, Min, FG, 3FG, FT, O-D-T, Avg, PF, FO, A, TO, Blk, Stl, Pts, Avg. Rows correspond to the 2017-18 season games.

2016-17

Brown
Albany
vs. Rhode Isl.
vs. Penn St.
Samford
Lipscomb
at Iowa St.
Bowling Green
at Butler
Texas Southern
Far. Dickinson
Marshall
at Temple
Tulane
at Houston
SMU
at E. Carolina
Temple
at Tulane
Xavier
USF
at Tulsa
UConn
UCF
at SMU
at USF
Tulsa
Memphis
at UCF
Houston
at UConn
vs. Tulsa
at UConn
vs. SMU
vs. Kansas St.
vs. UCLA

Table with columns: GS, Min, FG, 3FG, FT, O-D-T, Avg, PF, FO, A, TO, Blk, Stl, Pts, Avg. Rows correspond to the 2016-17 season games.

BROOKS' CAREER HIGHS*

Points

Career: 17 2x, last vs. UConn, 1/13/19
ACC: -

Rebounds

Career: 12 2x, last vs. Memphis, 3/3/19
ACC: -

Assists

Career: 3 UCLA, 12/20/18
ACC: -

Steals

Career: 3 at Tulsa, 1/6/19
ACC: -

Blocked Shots

Career: 5 Wichita State, 2/17/19
ACC: -

Field Goals Made

Career: 6 3x, last vs. Houston, 3/10/19
ACC: -

Field Goal Attempts

Career: 12 at SMU, 2/27/19
ACC: -

Free Throws Made

Career: 7 South Carolina State, 12/22/18
ACC: -

Free Throw Attempts

Career: 9 at East Carolina, 1/5/19
ACC: -

3-Point Field Goals Made

Career: -
ACC: -

3-Point Field Goal Attempts

Career: -
ACC: -

Minutes


Career: 36 vs. Houston, 3/17/19+
ACC: -

*while at the University of Cincinnati
+ AAC Tournament

CAREER DOUBLE-DOUBLES (3)

13pts, 12reb Memphis, 3/2/19
15pts, 10reb Western Michigan, 11/19/18
12pts, 10reb Milwaukee, 11/16/18

HURRICANES



33

MATT CROSS

FRESHMAN • 6-7 • 225 • FORWARD

BEVERLY, MASS.

BREWSTER ACADEMY (N.H.)

High School: Graduated from Brewster Academy (N.H.) ... Consensus four-star, top-100 prospect ... Ranked No. 85 nationally by 247Sports and No. 86 by ESPN, including No. 14 among power forwards, as well as No. 99 by Rivals ... Finished No. 87 in the 247Sports Composite rankings ... Averaged 18.6 points, 10.0 rebounds and 3.0 assists per game as a senior ... Aided his team to a 37-3 record, a NEPSAC runner-up finish and a National Prep Championships crown ... Named First Team All-NEPSAC Class AAA and a McDonald's All-American Game nominee ... Averaged 13.0 points, 8.0 rebounds and 5.0 assists per game as a junior at Woodstock Academy (Mass.), helping his team to a conference title ... Attended Cushing Academy (Mass.) as a sophomore ... Led St. Mary's (Mass.) to the Division 4 state title game as a freshman after winning the championship as an eighth-grader ... Played tight end and defensive end on the football field as a freshman before breaking his right leg ... On the Nike EYBL circuit, averaged 23.3 points, 9.5 rebounds, 2.7 assists and 1.6 steals in 31.4 minutes per game for BABC in 2019 ... Scored at least 15 points in all 18 outings, notching 20-plus 15 times with a high of 30, and logged

11 double-doubles ... Placed sixth in rebounding and seventh in scoring during the EYBL regular season ... Joined DeAndre Ayton, Marvin Bagley III, RJ Barrett, Miles Bridges and Michael Porter Jr., on the list of players to finish top-10 in both categories ... Graduated from the same high school as Miami teammate Anthony Walker ... Among the many NBA players to attend Brewster Academy are Will Barton, Donovan Mitchell, Thomas Robinson and TJ Warren.

Personal: Full name is Matthew Jacob Cross ... Born Feb. 21, 2001 ... Parents are Jim and Cyndi Cross ... Has an older brother, Nick, and an older sister, Jess ... Major is undecided ... Enjoys outdoor activities such as kayaking and going to the beach ... Favorite athlete is Larry Bird ... Best sports memory is making the game-winning shot at TD Garden as an eighth-grader to send St. Mary's to the Division 4 state championship ... Committed to Miami over Butler, Florida, Iowa, Indiana, South Carolina and Texas A&M ... Chose Miami because he felt it was the best fit, it would most advance his game and the staff truly wanted him.



22

DENG GAK

RS JUNIOR • 6-11 • 220 • FORWARD

SYDNEY, AUSTRALIA
BLAIR ACADEMY (N.J.)

HURRICANES

As a Redshirt Sophomore (2019-20):

Played in the first seven affairs of the season before suffering a season-ending right knee injury in practice ... Averaged 1.7 points and 2.0 rebounds in 12.0 minutes per game ... Returned to action in the season opener against fifth-ranked Louisville (11/5), recording two rebounds, two blocks and two steals ... Scored four points in the victory at UCF (11/12) ... Notched four points, a season-high four rebounds and two blocks against Quinnipiac (11/16) ... Scored four points in a matchup with his brother, Gorjok, of Florida (11/22) at the Charleston Classic ... Played a career-high 20 minutes against UConn (11/24) at the Charleston Classic in his final outing of the season.

As a Redshirt Freshman (2018-19):

Played in eight games, including making one start ... Suffered season-ending left knee injury on Dec. 1 against Yale ... Played at least 11 minutes off the bench in each of his eight games ... Recorded six rebounds and three blocks in 14 minutes of action in his Miami debut against Lehigh (11/9) ... Scored first college points in win over Stephen F. Austin (11/13) ... Made first college start against Yale (12/1), scored five points in season-high 19 minutes.

As a Freshman (2017-18):

Redshirted and did not compete.

High School:

Member of the 2017 Jordan Brand Classic Regional Team ... Ranked No. 91 nationally by ESPN, including No. 16 among power forwards and first in New Jersey ... Joined current Hurricane Dejan Vasiljevic on the Australian U19 team, averaging 4.0 points, 4.1 rebounds and 0.7 blocks for the Emus at the 2015 FIBA World Championship ... Played high school basketball at Australia's Centre of Excellence before attending Blair Academy in New Jersey ... Other Blair grads include NBA players Luol Deng, Charlie Villanueva and Royal Ivey ... Played on the AAU circuit for the PSA Cardinals ... Pangos All-American Camp Top 30 Cream of the Crop Game ... A long shot blocker who protects the rim with his 7-foot-5-inch wingspan ... A versatile big man who can run the floor and hit the mid-range jump shot ... Committed to Miami over Connecticut, Florida and Kansas.

Personal:

Born in Cairo and moved to Australia at three months old ... Of Dinka descent ... Older brother, Gorjok, plays basketball at California Baptist after spending four years at Florida ... Moved to New Jersey in the fall of 2015 to begin his career at Blair Academy ... Majoring in sociology with a minor in sport administration.

GAK CAREER STATISTICS													3-Point			Free Throws			Rebounds				Scoring				
Season	GP	GS	Min.	Avg.	FG	FGA	Pct.	FG	FGA	Pct.	FT	FTA	Pct.	Off.	Def.	Tot.	Avg.	PF	FO	Ast.	TO	Blk	Stl	Pts.	Avg.		
2017-18	DNP																										
2018-19	8	1	117	14.6	8	24	.333	0	1	.000	4	10	.400	16	17	33	4.1	15	0	5	3	9	1	20	2.5		
2019-20	7	0	84	12.0	5	8	.625	0	0	.000	2	6	.333	4	10	14	2.0	7	0	1	2	4	4	12	1.7		
Total	15	1	201	13.4	13	32	.406	0	1	.000	6	16	.375	20	27	47	3.1	22	0	6	5	13	5	32	2.1		



2019-20	GS	Min	FG	3FG	FT	O-D-T	Avg	PF	FO	A	TO	Blk	Stl	Pts	Avg
Louisville	12	0-0	0-0	0-1	0-2-2	2.0	0	0	0	1	2	2	0	0.0	
Fla. Atlantic	3	0-0	0-0	0-0	0-0-0	1.0	0	0	0	0	0	0	0	0.0	
at UCF	12	1-1	0-0	2-3	1-1-2	1.3	2	0	0	0	0	1	4	1.3	
Quinnipiac	15	2-3	0-0	0-0	0-4-4	2.0	1	0	0	0	2	0	4	2.0	
vs. Missouri St.	11	0-0	0-0	0-0	0-0-0	1.6	1	0	0	0	0	0	0	1.6	
vs. Florida	11	2-2	0-0	0-2	2-1-3	1.8	1	0	0	1	0	1	4	2.0	
vs. UConn	20	0-2	0-0	0-0	1-2-3	2.0	2	0	1	0	0	0	0	1.7	
at Illinois	DNP														
Alabama A&M	DNP														
vs. Temple	DNP														
Coppin St.	DNP														
at Clemson	DNP														
Duke	DNP														
at Louisville	DNP														
Pittsburgh	DNP														
at NC State	DNP														
Florida St.	DNP														
at Duke	DNP														
at N. Carolina	DNP														
Va. Tech	DNP														
at Pittsburgh	DNP														
NC State	DNP														
at Florida St.	DNP														
Boston Col.	DNP														
Wake For.	DNP														
at Va. Tech	DNP														
at Notre Dame	DNP														
at Ga. Tech	DNP														
Virginia	DNP														
Syracuse	DNP														
vs. Clemson	DNP														

2018-19	GS	Min	FG	3FG	FT	O-D-T	Avg	PF	FO	A	TO	Blk	Stl	Pts	Avg
Lehigh	14	0-3	0-1	0-2	1-5-6	6.0	3	0	1	0	3	0	0	0.0	
SFA	17	1-6	0-0	0-2	3-1-4	5.0	2	0	1	0	1	1	2	1.0	
Bethune-Cook.	11	1-2	0-0	0-0	2-1-3	4.3	0	0	0	1	2	0	2	1.3	
vs. La Salle	15	2-4	0-0	0-0	3-4-7	5.0	3	0	1	0	0	0	4	2.0	
vs. Fresno St.	12	1-1	0-0	0-0	1-0-1	4.2	1	0	1	0	0	0	2	2.0	
vs. Seton Hall	15	2-3	0-0	0-0	2-1-3	4.0	3	0	0	1	1	0	4	2.3	
Rutgers	14	0-3	0-0	1-2	2-4-6	4.3	2	0	1	0	0	0	1	2.1	
vs. Yale	19	1-2	0-0	3-4	2-1-3	4.1	1	0	0	1	2	0	5	2.5	
at Penn	DNP														
Houston Bapt.	DNP														
Fla. Atlantic	DNP														
Campbell	DNP														
NC State	DNP														
at Louisville	DNP														
at Florida St.	DNP														
Wake Forest	DNP														
N. Carolina	DNP														
at Syracuse	DNP														
Florida St.	DNP														
Va. Tech	DNP														
at Virginia	DNP														
Notre Dame	DNP														
at N. Carolina	DNP														
Clemson	DNP														
at Boston Col.	DNP														
Ga. Tech	DNP														
at Wake For.	DNP														
at Duke	DNP														
Pittsburgh	DNP														
at Va. Tech	DNP														
vs. Wake For.	DNP														
vs. Va. Tech	DNP														

GAK'S CAREER HIGHS

Points

Career: 5 vs. Yale, 12/1/18
ACC: -

Rebounds

Career: 7 vs. La Salle, 11/25/18
ACC: 2 Louisville, 11/5/19

Assists

Career: 1 6x, last vs. UConn, 11/24/19
ACC: -

Steals

Career: 2 Louisville, 11/5/19
ACC: 2 Louisville, 11/5/19

Blocked Shots

Career: 3 Lehigh, 11/9/18
ACC: 2 Louisville, 11/5/19

Field Goals Made

Career: 2 4x, last vs. Florida, 11/22/19
ACC: -

Field Goal Attempts

Career: 6 Stephen F. Austin, 11/13/18
ACC: -

Free Throws Made

Career: 3 vs. Yale, 12/1/18
ACC: -

Free Throw Attempts

Career: 4 vs. Yale, 12/1/18
ACC: 1 Louisville, 11/5/19

3-Point Field Goals Made

Career: -
ACC: -

3-Point Field Goal Attempts

Career: 1 Lehigh, 11/9/18
ACC: -

Minutes

Career: 20 vs. UConn, 11/24/19
ACC: 12 Louisville, 11/5/19

HURRICANES



10

FILIPPÓS GKOGKOS

SOPHOMORE • 6-3 • 190 • GUARD

ATHENS, GREECE

INTERNATIONAL SCHOOL OF BUCHAREST (ROMANIA)

HURRICANES

As a Freshman (2019-20): Joined the team as a walk-on ... Appeared in seven games, including five in ACC play ... Totaled three rebounds and one steal in 14 minutes of action ... Made his Miami debut against Quinnipiac (11/16) ... Grabbed two rebounds versus Coppin State (12/21) ... Played a season-high six minutes at North Carolina (1/25) and recorded his first steal ... Pulled down a rebound at eighth-ranked Florida State (2/8).

High School: Graduated from the International School of Bucharest in Romania ... Played for Ka Sam Basketball Club ... Aided his team to a third-place finish in the Romanian Basketball Federation tournament in 2019 ... Ranked as a top-five player in the league after averaging 23 points, 12 rebounds and four assists per game ... Helped his team finish second in 2018 after tallying 20 points, 11 boards and five assists per contest ... Finished in fourth place in Romania in 2017 and took second in 2016 ... Competed in national and international fencing tournaments, including winning the Romanian U16 title in 2017 and U17 crown in 2018, as well as the Greek U20 championship in 2018 ... High school prefect and high honors receipt for his academic success.

Personal: Full name is Filippos Gkogkos ... Name is pronounced Fill-EEP-Ose GO-Gose ... Goes by Filip ... Born June 16, 2001 ... Parents are Anargyros Gkogkos and Theano Milla ... Father is a business executive and mother owns a company ... Has an older brother, Alexandros ... Double-majoring in economics and finance ... Favorite athlete is LeBron James because of his athletic ability, accomplishments, community involvement and personality ... Best sports memory is winning the Romanian national title in 2015, the year before starting high school ... Chose Miami because of its great business school, receiving an academic scholarship and the opportunities the University provides ... Also considered attending Drexel, Hofstra, North Carolina and San Diego.

GKOGKOS CAREER STATISTICS

Season	GP	GS	Min.	Avg.	3-Point			Free Throws			Rebounds				Scoring										
					FG	FGA	Pct.	FT	FTA	Pct.	Off.	Def.	Tot.	Avg.	PF	FO	Ast.	TO	Blk	Stl	Pts.	Avg.			
2019-20	7	0	14	2.0	0	3	.000	0	0	.000	0	0	.000	1	2	3	0.4	1	0	0	0	0	1	0	0.0
Total	7	0	14	2.0	0	3	.000	0	0	.000	0	0	.000	1	2	3	0.4	1	0	0	0	0	1	0	0.0



2019-20	GS	Min	FG	3FG	FT	O-D-T	Avg	PF	FO	A	TO	Blk	Stl	Pts	Avg
Louisville	DNP														
Fla. Atlantic	DNP														
at UCF	DNP														
Quinnipiac	1	0-0	0-0	0-0	0-0-0	0.0	0	0	0	0	0	0	0	0	0.0
vs. Missouri St.	DNP														
vs. Florida	DNP														
vs. UConn	DNP														
at Illinois	DNP														
Alabama A&M	DNP														
vs. Temple	DNP														
Coppin St.	3	0-0	0-0	0-0	0-2-2	1.0	1	0	0	0	0	0	0	0	0.0
at Clemson	DNP														
Duke	DNP														
at Louisville	DNP														
Pittsburgh	DNP														
at NC State	0+	0-0	0-0	0-0	0-0-0	0.7	0	0	0	0	0	0	0	0	0.0
Florida St.	DNP														
at Duke	1	0-0	0-0	0-0	0-0-0	0.5	0	0	0	0	0	0	0	0	0.0
at N. Carolina	6	0-2	0-0	0-0	0-0-0	0.4	0	0	0	0	0	0	1	0	0.0
Va. Tech	DNP														
at Pittsburgh	DNP														
NC State	DNP														
at Florida St.	2	0-1	0-0	0-0	1-0-1	0.5	0	0	0	0	0	0	0	0	0.0
Boston Col.	1	0-0	0-0	0-0	0-0-0	0.4	0	0	0	0	0	0	0	0	0.0
Wake For.	DNP														
at Va. Tech	DNP														
at Notre Dame	DNP														
at Ga. Tech	DNP														
Virginia	DNP														
Syracuse	DNP														
vs. Clemson	DNP														

GKOGKOS' CAREER HIGHS

Points

Career: -
ACC: -

Rebounds

Career: 2 Coppin State, 12/21/19
ACC: 1 at Florida State, 2/8/20

Assists

Career: -
ACC: -

Steals

Career: 1 at North Carolina, 1/25/20
ACC: 1 at North Carolina, 1/25/20

Blocked Shots

Career: -
ACC: -

Field Goals Made

Career: -
ACC: -

Field Goal Attempts

Career: 2 at North Carolina, 1/25/20
ACC: 2 at North Carolina, 1/25/20

Free Throws Made

Career: -
ACC: -

Free Throw Attempts

Career: -
ACC: -

3-Point Field Goals Made

Career: -
ACC: -

3-Point Field Goal Attempts

Career: -
ACC: -

Minutes

Career: 6 at North Carolina, 1/25/20
ACC: 6 at North Carolina, 1/25/20



15
WILLIE HERENTON
 SENIOR • 6-2 • 180 • GUARD
 LINCOLNSHIRE, ILL.
 ADLAI STEVENSON

As a Junior (2019-20): NABC Honors Court

Appeared in 11 contests, including seven in ACC play ... Amassed nine points, three steals, two rebounds and one assist over 28 minutes of action ... Registered his first collegiate steal against Quinnipiac (11/16) in his first action of the season ... Set new career highs in points (six), rebounds (two), made field goals (two) and minutes played (10) at North Carolina (1/25), finishing 2-of-3 from the floor and making his lone attempt both from long range and at the line ... Scored three points at eighth-ranked Florida State (2/8).

As a Sophomore (2018-19): Joined team as walk-on, but was awarded scholarship for remainder of season on Jan. 18 ... Played in 16 games, including 11 in conference action ... Hit 3-pointers in ACC play at Syracuse (1/24), Boston College (2/17) and Duke (3/2) ... Saw his first playing time in final minute of season opener against Lehigh (11/9) ... Scored first five Miami points against La Salle (11/22) ... Played two minutes, including final minute of first half, at Louisville (1/6) ... Played season-high four minutes at Boston College (2/17).

High School: Graduated from Adlai Stevenson High School ... Named First Team

All-Area and First Team All-Conference by the *Daily Herald* in 2017 ... Finished as one of the top 10 scorers in Stevenson history despite only playing one year as a full-time starter (2016-17) ... Averaged 17.2 ppg during his senior season, including 19.8 ppg during conference play ... Also averaged 1.8 spg ... Shot 51.0 percent from the field and 80.0 percent at the charity stripe during his senior campaign ... Went to Whitney Young Magnet High School in Chicago his first two years of high school ... Once named Prep Hoops Player of the Week for Illinois ... Played in every AAU Basketball National since the second grade ... Was home schooled up until high school.

Personal: Parents are Rodney and Andrea Herenton, both of whom attended Harvard University ... Has two brothers, Rodney and Samuel ... Rodney played basketball at Stanford from 2016-20 ... Named after his grandfather, Dr. Willie Herenton, who was a five-time Golden Glove Boxing Champion and whose jersey is retired at Lemoyn-Owen College ... His grandfather was also a five-term mayor of Memphis and the first African-American mayor in the state of Tennessee ... Enjoys international travel and entrepreneurialism ... Chose Miami because it was his dream school ... Majoring in economics with a minor in sociology.

HERENTON CAREER STATISTICS

Season	GP	GS	Min.	FG			3-Point			Free Throws			Rebounds				Scoring								
				Avg.	FGA	Pct.	FG	FGA	Pct.	FT	FTA	Pct.	Off.	Def.	Tot.	Avg.	Pts.	Avg.							
2018-19	16	0	30	1.9	4	11	.364	4	8	.500	2	2	1.000	1	1	2	0.1	2	0	0	0	0	14	0.9	
2019-20	11	0	28	2.5	3	7	.429	1	4	.250	2	2	1.000	0	2	0.2	2	0	1	2	0	3	9	0.8	
Total	27	0	58	2.1	7	18	.389	5	12	.417	4	4	1.000	1	3	4	0.1	4	0	1	2	0	3	23	0.9

HURRICANES



2019-20	GS	Min	FG	3FG	FT	O-D-T	Avg	PF	FO	A	TO	Blk	Stl	Pts	Avg
Louisville	DNP														
Fla. Atlantic at UCF	DNP														
Quinnipiac vs. Missouri St.	2	0-0	0-0	0-0	0-0-0	0.0	1	0	0	1	0	1	0	0.0	
vs. Florida vs. UConn	2	0-0	0-0	0-0	0-0-0	0.0	0	0	0	0	0	0	0	0.0	
at Illinois	1	0-0	0-0	0-0	0-0-0	0.0	0	0	0	0	0	0	0	0.0	
Alabama A&M vs. Temple	DNP														
Coppin St. at Clemson	6	0-2	0-2	0-0	0-0-0	0.0	0	0	0	0	0	0	0	0.0	
Duke at Louisville	DNP														
Pittsburgh at NC State	0	0-0	0-0	0-0	0-0-0	0.0	0	0	0	0	0	0	0	0.0	
Florida St. at Duke	2	0-0	0-0	0-0	0-0-0	0.0	0	0	0	1	0	0	0	0.0	
at N. Carolina	10	2-3	1-1	1-1	0-2-2	0.3	0	0	1	0	0	1	6	0.8	
Va. Tech at Pittsburgh	DNP														
NC State	0+	0-0	0-0	0-0	0-0-0	0.2	1	0	0	0	0	0	0	0.7	
at Florida St.	1	0-0	0-0	0-0	0-0-0	0.2	0	0	0	0	0	0	0	0.6	
Boston Col.	2	1-2	0-1	1-1	0-0-0	0.2	0	0	0	0	0	1	3	0.8	
Wake For.	1	0-0	0-0	0-0	0-0-0	0.4	0	0	0	0	0	0	0	0.0	
at Va. Tech	DNP														
at Notre Dame	DNP														
at Ga. Tech	DNP														
Virginia	DNP														
Syracuse	DNP														
vs. Clemson	DNP														
2018-19	GS	Min	FG	3FG	FT	O-D-T	Avg	PF	FO	A	TO	Blk	Stl	Pts	Avg
Lehigh	0+	0-0	0-0	0-0	0-0-0	0.0	0	0	0	0	0	0	0	0.0	
SFA	2	0-0	0-0	0-0	0-0-0	0.0	0	0	0	0	0	0	0	0.0	
Bethune-Cook vs. La Salle	DNP														
vs. Fresno St.	2	1-1	1-1	2-2	0-0-0	0.0	0	0	0	0	0	0	5	1.7	
vs. Seton Hall	DNP														
Rutgers	DNP														
vs. Yale	DNP														
at Penn	DNP														
Houston Bapt.	DNP														
Fla. Atlantic	1	0-0	0-0	0-0	0-0-0	0.0	0	0	0	0	0	0	0	1.3	
Campbell	DNP														
NC State	DNP														
at Louisville	2	0-0	0-0	0-0	0-0-0	0.0	0	0	0	0	0	0	0	1.0	
at Florida St.	3	0-0	0-0	0-0	0-0-0	0.0	0	0	0	0	0	0	0	0.8	
Wake For.	DNP														
N. Carolina	DNP														
at Syracuse	2	1-1	1-1	0-0	0-0-0	0.0	0	0	0	0	0	0	3	1.1	
Florida St.	2	0-1	0-1	0-0	0-0-0	0.0	0	0	0	0	0	0	0	1.0	
Va. Tech	DNP														
at Virginia	DNP														
Notre Dame	DNP														
at N. Carolina	1	0-0	0-0	0-0	0-0-0	0.0	0	0	0	0	0	0	0	0.9	
Clemson	DNP														
at Boston Col.	4	1-2	1-1	0-0	0-0-0	0.0	1	0	0	0	0	0	3	1.1	
Ga. Tech	2	0-1	0-1	0-0	0-1-1	0.1	1	0	0	0	0	0	0	1.0	
at Wake For.	0+	0-0	0-0	0-0	0-0-0	0.1	0	0	0	0	0	0	0	0.9	
at Duke	3	1-1	1-1	0-0	0-0-0	0.1	0	0	0	0	0	0	3	1.1	
Pittsburgh	0+	0-0	0-0	0-0	0-0-0	0.1	0	0	0	0	0	0	0	1.0	
at Va. Tech	3	0-1	0-1	0-0	0-0-0	0.1	0	0	0	0	0	0	0	0.9	
vs. Wake For.	DNP														
vs. Va. Tech	3	0-3	0-1	0-0	1-0-1	0.1	0	0	0	0	0	0	0	0.9	

HERENTON'S CAREER HIGHS

Points
 Career: 6 at North Carolina, 1/25/20
 ACC: 6 at North Carolina, 1/25/20

Rebounds
 Career: 2 at North Carolina, 1/25/20
 ACC: 2 at North Carolina, 1/25/20

Assists
 Career: 1 at North Carolina, 1/25/20
 ACC: 1 at North Carolina, 1/25/20

Steals
 Career: 1 2x, last at Florida State, 2/8/20
 ACC: 1 2x, last at Florida State, 2/8/20

Blocked Shots
 Career: –
 ACC: –

Field Goals Made
 Career: 2 at North Carolina, 1/25/20
 ACC: 2 at North Carolina, 1/25/20

Field Goal Attempts
 Career: 3 2x, last at North Carolina, 1/25/20
 ACC: 3 at North Carolina, 1/25/20

Free Throws Made
 Career: 2 2x, vs. La Salle, 11/22/18
 ACC: 1 2x, last at Florida State, 2/8/20

Free Throw Attempts
 Career: 2 vs. La Salle, 11/22/18
 ACC: 1 2x, last at Florida State, 2/8/20

3-Point Field Goals Made
 Career: 1 5x, last at North Carolina, 1/25/20
 ACC: 1 4x, last at North Carolina, 1/25/20

3-Point Field Goal Attempts
 Career: 2 Coppin State, 12/21/19
 ACC: 1 8x, last at Florida State, 2/8/20

Minutes
 Career: 10 at North Carolina, 1/25/20
 ACC: 10 at North Carolina, 1/25/20

HURRICANES

**O**

CHRIS LYKES

SENIOR • 6-0 • 160 • GUARD

MITCHELLVILLE, MD.

GONZAGA COLLEGE HS (D.C.)

As a Junior (2019-20): All-ACC Honorable Mention ... Air Force Reserve Basketball HOF Invitational Game MVP (12/17) ... Preseason Second Team All-ACC

Played in 26 games, missing five due to injury, and started 24, including each of the first 18 ... Averaged 15.4 points, 2.1 rebounds, 2.4 assists and 1.1 steals in 30.0 minutes per game ... Led the Hurricanes in points, assists and steals per game, as well as made field goals (140), made free throws (70) and free-throw attempts (86) ... Placed second in minutes per game and made 3-pointers (51) ... Finished fourth in the ACC in free-throw percentage (81.4), ninth in field goal percentage (43.2), No. 10 in scoring and No. 12 3-pointers per game (1.96) ... In ACC-only action, placed fourth in free-throw clip (84.3), ninth in scoring (15.6) and No. 14 in 3-pointers (1.93) ... Placed No. 17 nationally in scoring among individuals under 6-foot, including third of high-major players ... Fourth Hurricane to earn preseason All-ACC honors ... Notched the eighth-best single-season free-throw clip in program history ... Tied for the fifth-most made 3-pointers (six) by a Hurricane ever in an ACC game ... Ascended to No. 24 on Miami's all-time scoring list (1,225) ... Finished the season in the top 10 of nine ACC-only career leaderboards and the top five of six of them, including third in made free throws (159) and fourth in both points (735) and made field goals (241) ... Tied for the most (28) and third-most (27) points in a game by a Hurricane on the season, as well as notched the most steals in a contest (five) and tied for both the most assists (six) and made 3-pointers (six) ... Recorded the only two instances (11 and 10) of a Miami player hitting double-digit made field goals, plus tied for second in made free throws (eight) and made free throws without a miss (eight) ... Scored in double figures 21 times, notching 15-plus on 14 occasions and 20-plus in six outings, the latter two both team highs ... Notched five-plus assists in three appearances and 30-plus minutes 13 times, with 40-plus twice ... Paced Miami in scoring a team-best 13 times ... Opened the season with an 18-point, five-assist showing against fifth-ranked Louisville (11/5) ... Scored 15 points versus Florida Atlantic (11/8) ... Tallied 16 points on 7-of-12 shooting against Florida (11/22) in the Charleston Classic ... Dropped a season-best 28 points in the win at Illinois (12/2), adding four steals and finishing 11-of-17 from the floor

to set a career high in makes ... Recorded 17 points to go along with a season-high six assists and career-best five steals against Temple (12/17) at the Barclays Center, hitting the game-winning free throws with 4.4 seconds left ... Posted 16 points and four rebounds against Coppin State (12/21) ... Registered 27 points on 10-of-16 shooting in 41 minutes in the overtime victory at Clemson (12/31) ... Put up 18 points and four rebounds in 38 minutes at No. 13/11 Louisville (1/7), finishing 8-of-8 at the stripe ... Totaled 20 points and four boards at NC State (1/15), as well as hit all seven of his free throws ... Notched 24 points and a career-high two blocks in a career-best 42 minutes against ninth-ranked Florida State (1/18), tallying a 9-of-18 mark from the floor and a 6-of-10 ledger from long range, tying his career high in made 3-pointers ... After playing in the first 82 affairs of his career, missed Miami's contests at North Carolina (1/25), against Virginia Tech (1/28), at Pittsburgh (2/2) and against NC State (2/5) due to a groin injury sustained versus the Seminoles, snapping a 52-game streak of starts ... Scored 16 points against Boston College (2/12) ... Amassed 23 points in the triple-overtime triumph at Virginia Tech (2/19) ... Posted 14 points and a season-high five boards at Georgia Tech (2/29) ... Scored 16 points on 7-of-12 shooting against No. 22 Virginia (3/4), but missed the final 12 minutes after getting elbowed in the face ... Did not play against Syracuse (3/7) due to face injuries ... Recorded 21 points and went 5-of-11 from 3-point range versus Clemson (3/11) in the ACC Tournament.

As a Sophomore (2018-19): All-ACC Academic Team

Played and started in all 32 games ... Ranked ninth in ACC in overall scoring (16.2) and eighth in league play (15.9) ... was fifth in conference in free-throw shooting in ACC play at 80.8 percent (63-78) ... Racked up 10 games of 20 or more points, including six in conference action ... Scored in double figures in all but five games and 16 or more points in 20 games ... Upped his scoring average by 6.6 ppg (9.6 to 16.2), which was third highest among ACC players ... Played at least 30 minutes in 26 of 32 games ... Ranked No. 14 in ACC in minutes per game (33.8) and No. 16 in league-only action (34.8) ... Ranked fifth in ACC in free-throw shooting in conference games (63-78, 80.8 percent) ... First Miami player to record three straight



20-point efforts since Shane Larkin in March 2013 ... Scored 20 or more points in each of the first three games this season, becoming first UM player since Joe Wylie in 1989 to do so ... Scored 22 points and also played then-career-best 39 minutes in season opener against Lehigh (11/9) ... Averaged 17.7 ppg in three games at Wooden Legacy ... Scored career-high 28 points on 10-of-15 shooting in ACC opener against NC State (1/3) ... Scored 25 points against Wake Forest (1/12), including 14-of-14 from free-throw line which is second-best FT performance in program history (Jack McClinton, 16-16 vs. NC State, March 7, 2009) ... Recorded 27 points in career-high 41 minutes at North Carolina (2/9), including 19 points in second half and overtime ... Scored 21 points in win over Clemson (2/13) ... Scored 26 points and hit career-high six 3-pointers at Wake Forest (2/26) ... Had streak of 21 straight made free throws snapped against Florida State (1/27) ... Scored 16 points and dished out career-high nine assists at Virginia Tech (3/8) ... Totaled 19 points and hit 3-pointers against Virginia Tech in ACC Tournament (3/13).

As a Freshman (2017-18): All-ACC Academic Team ... ACC Rookie of the Week (1/8)

Played in all 32 games, with 10 starts ... Averaged 9.6 points and 2.3 assists per game ... Shot 72 percent (59-82) from free-throw line ... Averaged 11.9 points per game in ACC play (second on team) ... Scored in double figures in 12 ACC games, including eight of last 10 in regular season ... Averaged team-high 12.8 points per game in the 12 games after Bruce Brown Jr.'s injury ... Averaged 12.1 ppg in his 10 starts ... Hit at least one 3-pointer in 26 of 32 games, including two or more in 17 contests ... Hit a 3-pointer and played 18 minutes in college debut against Gardner-Webb (11/10) ... Scored 13 points and dished out four assists in win over Florida A&M (11/16) ... Scored 10 points and added three steals in win at No. 12 Minnesota (11/29) ... Recorded 10 points (2-3 3FG) in ACC opener at Pittsburgh (12/30) ... Scored eight points and handed out five assists at Georgia Tech (1/3) ... Recorded 18 points on 6-of-10 shooting in 25 minutes in win over Florida State (1/7) ... Named ACC Rookie of Week on Jan. 8 after GT/FSU performances ... Scored 13 points (3-5 3FG) at Clemson (1/13) ... Made first college start at NC State (1/21) ... Started and played season-high 33 minutes against Pittsburgh, scoring 13 points and dishing out five assists (1/31) ... Scored 16 points at Boston College (2/10) ... Scored career-high 19

points (17 in second half) against Virginia (2/10) ... Scored 15 points, including 11 in the game's final four minutes, in comeback win over Boston College (2/24) ... Recorded team-high 18 points, including four 3-pointers, in victory at UNC (2/27) ... Scored 15 points and dished out season-high seven assists against Virginia Tech (3/3); hit go-ahead free throw with three seconds remaining.

High School: Member of the 2017 Jordan Brand Classic Regional Team 2017 Jordan Brand Classic Regional Team ... Ranked No. 45 in the ESPN Top 100, No. 12 at his position and first in Maryland ... 2017 All-Met Player of the Year ... 2017 DC State Athletic Association MVP... 2016 Washington, D.C. Gatorade Player of the Year ... 2017 American Family Insurance third team ALL-USA Boys Basketball Team ... 2017 Max Preps All-American, fifth team ... Two-time Washington Catholic Athletic Conference (WCAC) Player of the Year ... As a senior, set school's career scoring record with 2,266 points ... Won 2017 Triple Crown of WCAC Championship, DC State Athletic Association (DCSAA) Championship, and Alhambra Catholic Invitational Tournament ... Also won Gonzaga D.C. Classic and took third at Les Schwab Invitational (Ore.) ... Eagles finished No. 1 in D.C. area, according to *The Washington Post* final rankings ... Averaged 17.6 points, 4.2 assists and 2.9 rebounds while leading Gonzaga to a 32-5 overall and 15-3 region record ... As a junior, averaged 22.0 points, 4.3 assists, 3.7 rebounds and 2.7 steals. Knocked down 47.3 percent of shots from three and hit 74.9 percent at the line ... Led Eagles (24-10) to the semifinals in both the WCAC and DCSAA ... As a sophomore won the WCAC Championship ... Skilled ball-handler with a dynamic combination of quickness and shooting ability who can finish in traffic with contact or hit long-range threes ... Played AAU ball for Team Takeover on the EYBL circuit ... Chose Miami over offers from Villanova, Georgetown, Notre Dame and Stanford.

Personal: Born July 22, 1998, in Mitchellville, Md. ... Parents are Marvin and Vanessa Lykes ... Sport administration major with a marketing minor ... Has donated his time as a youth basketball instructor, as well as volunteering both at his church and the National Foundation for Cancer Research as a peer tutor.

HURRICANES

LYKES CAREER STATISTICS													3-Point		Free Throws		Rebounds		Scoring						
Season	GP	GS	Min.	Avg.	FG	FGA	Pct.	FG	FGA	Pct.	FT	FTA	Pct.	Off.	Def.	Tot.	Avg.	PF	FO	Ast.	TO	Blk	Stl	Pts.	Avg.
2017-18	32	10	690	21.6	100	249	.402	48	139	.345	59	82	.720	3	36	39	1.2	70	0	75	58	1	25	307	9.6
2018-19	32	32	1082	33.8	171	421	.406	61	192	.318	114	146	.781	14	72	86	2.7	72	0	103	93	1	43	517	16.2
2019-20	26	24	780	30.0	140	324	.432	51	134	.381	70	86	.814	10	45	55	2.1	68	1	62	54	7	28	401	15.4
TOTAL	90	66	2552	28.4	411	994	.413	160	465	.344	243	314	.774	27	153	180	2.0	210	1	240	205	9	96	1225	13.6



2019-20

Table with columns: GS, Min, FG, 3FG, FT, O-D-T, Avg, PF, FO, A, TO, Blk, Stl, Pts, Avg. Rows include Louisville, Fla. Atlantic at UCF, Quinnipiac vs. Missouri St., vs. Florida vs. UConn at Illinois, Alabama A&M vs. Temple, Coppin St., at Clemson, Duke, at Louisville, Pittsburgh, at NC State, Florida St. at Duke, at N. Carolina Va. Tech at Pittsburgh, NC State at Florida St., Boston Col., Wake For. at Va. Tech, at Notre Dame at Ga. Tech, Virginia, Syracuse vs. Clemson.

2018-19

Table with columns: GS, Min, FG, 3FG, FT, O-D-T, Avg, PF, FO, A, TO, Blk, Stl, Pts, Avg. Rows include Lehigh, SFA, Bethune-Cook vs. La Salle vs. Fresno St. vs. Seton Hall Rutgers vs. Yale at Penn Houston Bapt. Fla. Atlantic Campbell NC State at Louisville at Florida St. Wake For. N. Carolina at Syracuse Florida St. Va. Tech at Virginia Notre Dame at N. Carolina Clemson at Boston Col. Ga. Tech at Wake For. at Duke Pittsburgh at Va. Tech vs. Wake For. vs. Va. Tech.

2017-18

Table with columns: GS, Min, FG, 3FG, FT, O-D-T, Avg, PF, FO, A, TO, Blk, Stl, Pts, Avg. Rows include Gardner-Webb Navy Florida A&M vs. La Salle North Florida at Minnesota vs. Princeton Boston Univ. at Geo. Wash. at Hawai'i vs. NM State vs. Middle Tenn. at Pittsburgh at Ga. Tech Florida St. at Clemson Duke at NC State Louisville at Florida St. Pittsburgh at Va. Tech Wake For. at Boston Col. Virginia Syracuse at Notre Dame Boston Col. at N. Carolina Va. Tech vs. N. Carolina vs. Loyola Chi.

LYKES' CAREER HIGHS

Points

Career: 28 2x, last at Illinois, 12/2/19
ACC: 28 NC State, 1/3/19

Rebounds

Career: 6 vs. Loyola Chicago, 3/15/18!
ACC: 5 at Georgia Tech, 2/29/20

Assists

Career: 9 at Virginia Tech, 3/8/19
ACC: 9 at Virginia Tech, 3/8/19

Steals

Career: 5 vs. Temple, 12/17/19
ACC: 3 at Virginia Tech, 3/8/19

Blocked Shots

Career: 2 Florida State, 1/18/20
ACC: 2 Florida State, 1/18/20

Field Goals Made

Career: 11 at Clemson, 12/2/19
ACC: 10 3x, last at Clemson, 1/31/19

Field Goal Attempts

Career: 23 at North Carolina, 2/9/19
ACC: 23 at North Carolina, 2/9/19

Free Throws Made

Career: 14 Wake Forest, 1/12/19
ACC: 14 Wake Forest, 1/12/19

Free Throw Attempts

Career: 14 Wake Forest, 1/12/19
ACC: 14 Wake Forest, 1/12/19

3-Point Field Goals Made

Career: 6 2x, last vs. Florida State, 1/18/20
ACC: 6 2x, last vs. Florida State, 1/18/20

3-Point Field Goal Attempts

Career: 11 2x, last vs. Clemson, 3/11/20^
ACC: 11 at North Carolina, 2/9/19

Minutes

Career: 42 Florida State, 1/18/20
ACC: 42 Florida State, 1/18/20

! NCAA Tournament

^ ACC Tournament

HURRICANES



23

KAMERON MCGUSTY

RS SENIOR • 6-5 • 190 • GUARD

KATY, TEXAS

OKLAHOMA | SUNRISE CHRISTIAN ACADEMY (KAN.)

As a Redshirt Junior (2019-20): Co-ACC Player of the Week (12/23)

Played in 28 games, missing three due to injury, and earned 21 starts, including in each of the first 18 affairs before getting hurt ... Averaged 12.5 points, third on the team, 4.0 rebounds and 1.6 assists over 29.4 minutes, also third-best on the roster, per game ... Shot 43.5 percent from the floor, second among Hurricanes ... Tenth Hurricane—13th honor—to win ACC Player of the Week, including the first since Tonye Jekiri on 11/23/15 ... Tied for the most points (28) and assists (six) in a game by a Hurricane, as well as posted the second-highest minute total (44) ... Scored in double figures 21 times, with 15-plus in 10 appearances and 20-plus in four ... Grabbed five-plus rebounds 10 times, including doing so in six of the first 11 games, and notched 10 twice ... Played 30-plus minutes 15 times, 35-plus 10 times and 40-plus thrice ... Paced Miami in scoring on eight occasions and in rebounding twice ... Lone Hurricane with two double-doubles ... Scored 12 points against fifth-ranked Louisville (11/5) in his Miami debut ... Notched a double-double with 17 points and a career-high 10 boards in 35 minutes at UCF (11/12) ... Scored 22 points on 7-of-11 shooting from the floor, including 4-of-6 from deep, and a 4-of-4 mark at the line against Quinnipiac (11/16) ... Totaled 19 points and five boards versus Missouri State (11/21) in the Charleston Classic ... Posted 21 points and six rebounds against Alabama A&M, shooting 9-of-15 from the floor ... Tallied his second double-double in the win over Temple (12/17) at the Barclays Center, posting 12 points and a career-high-tying 10 rebounds ... Poured in 28 points on 9-of-11 shooting from the floor, with a 5-of-7 mark from deep and 5-of-6 tally at the line against Coppin State (12/21), setting career highs in points, made field goals and made 3-pointers, as well as a season high in steals (three) ... Notched 15 points in 41 minutes in the overtime win at Clemson (12/31) ... Compiled 18 points and seven boards at No. 13/11 Louisville (1/7) ... Scored 19 points

on 8-of-12 shooting versus Pittsburgh (1/12) ... Registered 15 points and a career-high six assists against ninth-ranked Florida State (1/18) ... Scored 13 points at eighth-ranked Duke and went 6-of-6 from the line ... Did not play at North Carolina (1/25) or, after returning for one game, at Pittsburgh (2/2) and against NC State (2/5) due to back spasms ... Amassed 21 points, including the game-tying three-point play in the closing seconds of regulation, in a career-high 44 minutes in the triple-overtime win at Virginia Tech (2/19) ... Tallied 13 points in 41 minutes in the regular season finale, an overtime triumph over Syracuse (3/7).

As a Junior (2018-19): Transferred from the University of Oklahoma ... Sat out season in accordance with NCAA transfer rules.

As a Sophomore at the University of Oklahoma (2017-18): Preseason All-Big 12 Team Honorable Mention

Played in 32 games, making eight starts ... Averaged 8.0 points per game in 18.5 minutes per game ... Shot 42.3 percent from field, 33.3 percent from 3-point range and 75.0 percent from free-throw line ... Averaged 8.1 points and shot 40.0 percent (20-50) from 3-point range in Big 12 play ... Had nine games of double-digit scoring, including two games with 20-plus points ... Shot 4-of-6 from the field to score nine points against Omaha (11/12) ... Sunk a pair of 3-pointers and scored eight points against USC (12/8) ... Led Oklahoma reserves with a then-season-high 13 points at Wichita State (12/16), making 3-of-6 attempts from behind the arc ... Produced a career-high-tying 22 points against TCU (12/30) ... Came off bench to shoot 3-of-3 from deep and score 13 points at Texas Tech (2/13) ... Tied his career high with 22 points at Kansas (2/19) ... Scored 18 points with 4-of-7 3-point shooting against Iowa State (3/2) ... Started and scored nine points in the NCAA Tournament Round of 64 against Rhode Island (3/15).

HURRICANES

As a Freshman at the University of Oklahoma (2016-17): All Big-12 Team Honorable Mention ... Big 12 All-Newcomer Team ... Big 12 Newcomer of the Week (3/5)

Played in all 31 games with 17 starts ... Averaged 10.9 points and 2.2 rebounds in 24.9 minutes ... Shot 43.0 percent from the field, 35.2 percent from 3-point range and 77.8 percent from the line ... During conference play, led the Sooners with 14.4 points (No. 12 in Big 12), 2.3 rebounds and 1.0 steal in 30.7 minutes per game ... Shot 30-of-79 (38.0 percent) from 3-point range in Big 12 games (No. 11 in Big 12) ... First Oklahoma freshman to earn All-Big 12 honors and All-Newcomer status since Tommy Mason-Griffin in 2009-10 ... Finished third in conference scoring among freshmen ... Had a double-figure scoring streak of 15 consecutive outings (Jan. 3-Feb. 21), the longest streak by a Sooner freshman since Jeff Webster (22) in 1990-91 and longest by any Big 12 freshman on the season ... Shot 4-of-4 from the field to score 11 points in first true road game at Wisconsin (12/3) ... Logged 20 points, shooting 5-of-9 from the field and 2-of-3 from 3-point range while making 8-of-9 foul shots, against Kansas State (1/7) ... Made his starting debut versus Kansas (1/10), scoring a team-best 13 points ... Notched 17 points at seventh-ranked West Virginia (1/18) ... Tallied 21 points at Texas (1/23) ... Posted 19 points against Iowa State (1/21) ... Recorded a career-high 22 points against Oklahoma State (1/30) ... Scored 14 points against Kansas (2/27) ... Tied a career best with 22 points versus TCU (3/4).

High School: Graduated from Sunrise Christian Academy (Kan.) ... Consensus four-star, top-55 recruit ... Ranked as the No. 46 prospect, including the No. 10 shooting guard, by ESPN ... Tabbed as the No. 47 overall player, including seventh among shooting guards, by 247Sports, which placed him No. 41 on its composite list ... Listed as the nation's No. 51 recruit by Rivals ... Attended Seven Lakes High School (Texas) the first three years of his high school tenure ...

Averaging 22 points, five rebounds and three rebounds as a junior, winning district offensive player of the year honors and helping team reach the third round of the state playoffs ... Became the first player in his district to win MVP as a sophomore after leading Seven Lakes to a perfect 14-0 mark in district play ... NBA standout Buddy Hield and former Miami basketball player Raphael Akpjeiori also attended Sunrise Christian Academy.

Personal: Full name is Kameron Alexander McGusty ... Goes by Kam ... Born Sept. 9, 1997 ... Parents are Kerol McGusty and Julie Winn ... Father played basketball at Stephen F. Austin ... Mother is a talent acquisition manager ... Has a younger half-sister, Kylie, a younger stepsister, Jayden, and a younger stepbrother, Jackson ... Majoring in sport administration with a minor in sociology ... Favorite athlete is LeBron James because of his influence ... Chose Miami because of the opportunity to play and accomplish his goals ... Committed to Miami over Houston and Virginia Tech.

McGUSTY CAREER STATISTICS

Season	GP	GS	Min.	Avg.	3-Point			Free Throws			Rebounds			Scoring											
					FG	FGA	Pct.	FT	FTA	Pct.	Off.	Def.	Tot.	Avg.	PF	FO	Ast.	TO	Blk	Stl	Pts.	Avg.			
2016-17*	31	17	77.1	24.9	125	291	430	38	108	352	49	63	.778	12	55	67	2.2	41	0	27	48	8	24	337	10.9
2017-18*	32	8	59.2	18.5	90	213	423	34	102	333	42	56	.750	12	50	62	1.9	34	0	11	26	1	11	256	8.0
2018-19	DNP																								
2019-20	28	21	82.4	29.4	130	299	435	38	116	328	51	68	.750	13	98	111	4.0	35	0	44	64	5	19	349	12.5
TOTAL	91	46	2187	24.0	345	803	430	110	326	.337	142	187	.759	37	203	240	2.6	110	0	82	138	14	54	942	10.4

* at the University of Oklahoma

2019-20	GS	Min	FG	3FG	FT	O-D-T	Avg	PF	FO	A	TO	Blk	Stl	Pts	Avg
Louisville	* 24	5-13	2-5	0-0	0-2	2-2	2.0	2	0	1	2	0	1	12	12.0
Fla. Atlantic	* 28	4-12	0-4	0-0	0-3	3	2.5	0	0	1	0	1	1	8	10.0
at UCF	* 35	6-17	1-7	4-5	1-9	1-0	5.0	0	0	3	0	0	1	17	12.3
Quinnipiac	* 33	7-11	4-6	4-4	0-3	3	4.5	0	0	3	2	0	1	22	14.8
vs. Missouri St.	* 32	6-14	2-7	5-6	0-5	4.5	1	0	1	1	0	1	1	19	15.6
vs. Florida	* 30	3-12	2-3	2-2	0-5	4.7	3	0	3	1	0	1	1	10	14.7
vs. UConn	* 28	2-8	1-2	0-0	0-3	4.4	0	0	4	0	0	2	5	5	13.3
at Illinois	* 35	6-13	1-2	0-2	1-2	4.3	1	0	3	3	0	0	0	13	13.3
Alabama A&M	* 30	9-15	1-6	2-3	1-5	4.4	2	0	3	5	0	0	0	21	14.1
vs. Temple	* 35	5-13	0-4	2-3	1-9	5.0	1	0	0	1	0	2	12	13.9	
Coppin St.	* 29	9-11	5-7	5-6	0-5	5.0	2	0	2	4	0	3	28	15.2	
at Clemson	* 41	7-18	1-4	0-0	0-3	4.8	1	0	1	2	0	0	0	15	15.2
Duke	* 26	4-7	1-3	3-5	0-0	4.5	2	0	0	6	0	0	0	12	14.9
at Louisville	* 37	6-13	3-7	3-5	2-5	4.6	2	0	1	1	0	1	1	18	15.1
Pittsburgh	* 37	1-2	3-7	0-0	0-3	4.5	1	0	1	3	0	0	0	19	15.4
at NC State	* 30	1-4	0-4	0-0	0-8	4.8	4	0	0	1	5	0	0	2	14.6
Florida St.	* 36	6-10	0-2	3-5	0-1	4.5	2	0	6	4	0	1	15	14.6	
at Duke	* 27	3-10	1-3	6-6	0-4	4.5	1	0	1	3	0	1	13	14.5	
at N. Carolina		DNP	(back)												
Va. Tech	22	1-3	1-2	0-0	1-1	4.4	1	0	1	4	0	0	3	13.9	
at Pittsburgh		DNP	(back)												
NC State		DNP	(back)												
at Florida St.	8	0-2	0-2	0-0	0-2	4.3	0	0	1	1	0	0	0	0	13.2
Boston Col.	* 22	5-9	1-3	1-1	0-1	4.1	4	0	2	1	0	0	0	12	13.1
Wake For.	22	4-9	2-3	1-2	2-3	4.1	1	0	0	1	0	0	0	11	13.0
at Va. Tech	44	7-14	1-5	6-8	0-4	4.1	1	0	0	1	4	1	0	21	13.4
at Notre Dame	19	2-6	0-1	1-2	1-1	4.0	0	0	1	1	0	0	0	5	13.0
at Ga. Tech	25	5-10	0-2	1-1	1-4	4.1	3	0	0	1	4	0	1	11	13.0
Virginia	17	0-3	0-0	0-0	0-2	4.0	1	0	0	2	0	0	0	0	12.5
Syracuse	* 41	4-10	3-6	2-2	1-3	4.0	2	0	1	1	1	1	1	13	12.5
vs. Clemson	* 31	5-15	2-9	0-0	1-2	4.0	1	0	1	2	1	1	1	12	12.5

2017-18	GS	Min	FG	3FG	FT	O-D-T	Avg	PF	FO	A	TO	Blk	Stl	Pts	Avg	
Omaha	18	4-6	1-2	0-0	0-3	3.0	0	0	0	3	0	0	0	9	9.0	
Ball State	19	3-8	2-6	0-0	0-3	3.0	0	0	1	1	0	0	0	8	8.5	
vs. Arkansas	18	3-11	0-4	1-1	0-2	2.7	0	0	1	1	0	0	0	7	8.0	
vs. Portland	* 24	3-8	1-5	0-0	1-1	2.5	0	0	2	0	1	0	0	7	7.8	
vs. Oregon	13	2-5	0-1	1-1	0-0	2.0	1	0	0	2	0	1	5	7.2		
North Texas	13	2-3	1-1	1-2	0-2	2.0	0	0	1	0	0	0	0	6	7.0	
UTSA	15	1-6	0-3	1-1	1-3	2.3	1	0	0	0	0	0	0	3	6.4	
vs. USC	13	3-6	2-3	0-0	0-1	2.1	1	0	1	0	0	0	1	8	6.6	
at Wichita St.	16	5-9	3-6	0-0	0-1	2.0	0	0	0	0	0	0	1	13	7.3	
N.Western St.	24	6-12	1-5	2-2	1-5	2.4	2	0	0	1	0	1	0	15	8.1	
N.Western	16	3-7	1-4	4-4	1-1	2.4	0	0	0	2	0	0	0	11	8.4	
at TCU	24	8-15	3-4	3-5	0-2	2.3	3	0	0	0	0	0	1	22	9.5	
Oklahoma St.	25	4-9	3-6	4-8	0-2	2.3	1	0	1	0	0	0	0	15	9.9	
at West Va.	18	3-8	2-3	2-2	1-3	2.4	3	0	1	1	0	0	0	10	9.9	
Texas Tech	20	2-4	0-1	1-4	0-4	2.5	0	0	0	1	0	0	0	5	6.6	
TCU	9	1-2	1-2	0-0	0-0	2.4	0	0	0	1	0	0	0	3	9.2	
at Kansas St.	11	0-3	0-2	0-0	0-1	2.3	0	0	0	0	0	0	0	1	0	8.6
at Oklahoma St.	12	2-4	0-0	1-2	0-2	2.3	0	0	0	0	0	0	0	1	5	8.4
Kansas	15	2-7	0-4	1-1	0-1	2.2	2	0	0	0	0	0	0	5	8.3	
at Alabama	13	1-4	1-3	0-0	0-2	2.2	1	0	0	2	0	0	0	3	8.0	
Baylor	* 31	1-5	0-3	3-4	0-2	2.2	2	0	0	2	0	0	0	5	7.9	
at Texas	13	1-3	0-0	2-2	1-0	2.1	2	0	0	1	0	0	0	4	7.7	
West Va.	6	0-0	0-0	0-0	0-0	2.0	0	0	0	0	2	0	0	0	7.3	
at Iowa St.	4	0-0	0-0	0-0	0-0	2.0	0	0	0	0	0	0	0	0	7.0	
at Texas Tech	23	3-5	3-3	4-4	1-0	1.9	0	0	0	0	0	0	0	13	7.3	
Texas	16	2-5	2-4	3-4	0-0	1.8	1	0	0	0	0	0	1	9	7.3	
at Kansas	* 35	9-15	2-8	2-3	0-3	1.9	1	0	0	1	0	0	0	22	7.9	
Kansas St.	* 27	2-7	0-1	0-0	1-1	1.9	2	0	0	1	0	0	1	4	7.8	
at Baylor	* 23	2-6	0-2	2-4	2-2	2.0	2	0	1	1	0	0	0	6	7.7	
Iowa St.	* 30	6-12	4-7	2-2	1-1	2.0	1	0	0	1	0	0	0	18	8.0	
vs. Oklahoma St.	* 25	2-9	1-5	1-1	1-2	2.0	4	0	0	2	0	1	6	6	8.0	
vs. Rhode Isl.	* 23	4-9	0-4	1-2	0-1	1.9	2	0	0	1	0	0	0	9	8.0	

2016-17	GS	Min	FG	3FG	FT	O-D-T	Avg	PF	FO	A	TO	Blk	Stl	Pts	Avg
N.Western St.	18	1-5	0-2	1-2	0-1	1.0	0	0	0	2	0	0	0	3	3.0
vs. Tulane	17	1-5	0-2	2-2	0-2	1.5	0	0	2	0	0	0	0	4	3.5
vs. N. Iowa	15	1-3	1-1	0-0	0-1	1.3	2	0	0	0	0	0	0	3	3.3
vs. Clemson	18	6-8	1-3	1-1	0-1	1.3	1	0	0	1	0	0	2	14	6.0
Abilene Christ.	21	1-3	0-0	4-5	1-1	1.4	1	0	3	0	0	0	2	6	6.0
N. Colorado	16	2-6	2-5	0-0	1-2	1.7	0	0	1	2	2	0	0	6	6.0
at Wisconsin	12	4-4	1-1	2-2	0-1	1.6	1	0	0	2	0	0	0	11	6.7
Oral Roberts	15	3-7	2-5	0-0	1-2	1.8	0	0	2	1	0	2	8	6.9	
Wichita St.	6	0-0	0-0	0-0	0-0	1.6	0	0	0	0	0	0	0	0	6.1
Memphis	5	0-1	0-1	0-0	0-0	1.4	0	0	1	0	0	0	0	0	5.5
vs. Auburn	15	2-7	0-2	0-0	1-1	1.5	3	0	1	2	0	0	0	4	5.4
Baylor	27	3-9	2-7	1-2	0-2	1.5	0	0	1	0	0	0	0	9	5.7
at TCU	27	4-11	1-3	2-2	1-2	1.6	1	0	3	1	1	4	11	6.1	
at Kansas St.	30	5-9	2-3	8-9	0-1	1.6	1	0	0	1	0	0	0	20	7.1
Kansas	* 30	5-13	2-5	1-2	0-1	1.5	1	0	1	1	0	0	0	13	7.5
Texas Tech	* 26	2-9	1-3	5-6	2-0	1.6	3	0	1	1	0	0	0	10	7.6
at West Va.	* 39	7-16	3-6	0-0	0-5	1.8	3	0	1	1	0	0	1	17	8.2
Iowa St.	* 44	7-14	3-7	2-2	0-2	1.8	3	0	0	7	1	2	19	8.8	
at Texas	* 34	8-17	0-4	5-8	0-1	1.7	3	0	1	1	0	0	0	21	9.4
Florida	* 29	5-10	0-2	0-0	0-2	1.8	0	0	0	0	1	0	0	10	9.5
Oklahoma St.	* 35	9-17	1-5	3-5	0-4	1.9	4	0	2	5	0	1	22	10.0	
at Texas Tech	* 30	5-13	4-7	2-2	0-3	1.9	3	0	1	2	0	0	0	16	10.3
West Va.	* 32	4-11	2-4	1-1	2-1	2.0	1	0	1	5	0	0	0	11	10.3
at Iowa St.	* 21	6-10	0-0	1-2	2-1	2.0	0	0	0	2	0	0	0	13	10.5
Texas	* 31	5-13	1-5	0-1	0-2	2.0	1	0	1	1	0	0	5	11	10.5
at Oklahoma St.	* 22	4-7	1-2	1-1	0-2	2.0	2	0	1	2	0	0	0	10	10.5
at Baylor	* 31	5-14	2-7	1-2	0-1	2.0	2	0	2	0	0	0	0	13	10.6
Kansas St.	* 22	3-7	1-3	0-0	0-4	2.0	2	0	0	3	1	2	7	10.4	
at Kansas	* 37	6-17	2-5	0-0	0-2	2.0	1	0	0	2	1	4	14	10.6	
TCU	* 35	8-14	2-3	4-4	0-1	2.0	0	0	1	1	0	0	22	10.9	
vs. TCU	* 31	3-11	1-5	2-2	1-6	2.2	2	0	1	0	0	0	0	9	10.9

McGUSTY'S CAREER HIGHS

Points

Career: 28 Coppin State, 12/21/19
ACC: 21 at Virginia Tech, 2/19/20

Rebounds

Career: 10 2x, last vs. Temple, 12/17/19
ACC: 8 at NC State, 1/15/20

Assists

Career: 6 Florida State, 1/18/20
ACC: 6 Florida State, 1/18/20

Steals

Career: 5 Texas, 2/14/17
ACC: 1 6x, last vs. Syracuse, 3/7/20

Blocked Shots

Career: 2 Northern Colorado, 11/29/16
ACC: 1 3x, last vs. Syracuse, 3/7/20

Field Goals Made

Career: 9 4x, last vs. Coppin State, 12/21/19
ACC: 8 Pittsburgh, 1/12/20

Field Goal Attempts

Career: 18 at Clemson, 12/31/19
ACC: 18 at Clemson, 12/31/19

Free Throws Made

Career: 8 at Kansas State, 1/7/17
ACC: 6 at Virginia Tech, 2/19/20



14

RODNEY MILLER JR.

RS SENIOR • 7-0 • 250 • CENTER
LAURELTON, N.Y.
OAK HILL ACADEMY (VA.)

As a Redshirt Junior (2019-20): All-ACC Academic Team

Played in 30 of 31 games, missing one due to injury, and earned 28 starts ... Averaged 7.2 points and 5.5 rebounds, second on the team, over 24.1 minutes per game, while shooting a team-high 57.5 percent from the floor ... Tied for No. 15 in ACC-only offensive rebounding (2.0) and tied for No. 20 in ACC-only total rebounding (6.0) ... Registered the fifth-best single-season ACC-only field goal percentage (56.9) in program history ... Recorded two of the four-best single-game field goal marks (5-of-6) and tied for the second-most steals (four) in a game by a Hurricane ... Scored in double figures 10 times and grabbed seven-plus boards 11 times, including 10-plus twice with a high of 13, the second-most by a Hurricane all season ... Blocked multiple shots five times and played 30-plus minutes in eight outings ... Led Miami in scoring twice and in rebounding eight times ... Grabbed nine boards against fifth-ranked Louisville (11/5) in the season opener in his first collegiate start ... Totaled 12 points, his first double-digit performance, on 5-of-6 shooting in 32 minutes against Florida Atlantic (11/8) ... Notched eight points and eight boards versus Missouri State (11/21) in the Charleston Classic ... Scored 10 points against UConn (11/24), also in the Charleston Classic ... In a return to New York, posted 11 points and nine rebounds versus Temple (12/17) at the Barclays Center ... Scored a career-high 16 points at NC State (1/15), shooting 6-of-8 from the floor and 4-of-5 at the line, while adding seven boards ... Logged his first-career double-double with 13 points and a career-best 13 rebounds at eighth-ranked Duke (1/21) ... Notched 13 points on 6-of-8 shooting at North Carolina (1/25) ... Posted 11 points on 5-of-6 shooting, adding eight rebounds, against Virginia Tech (1/28) ... Recorded a fourth consecutive double-digit scoring total with a career-high-tying 16 points at Pittsburgh (2/2), finishing 6-of-9 from the floor and 4-of-4 at the stripe in 33 minutes ... Did not play at eighth-ranked Florida State (2/8) due to a left ankle injury sustained against NC State (2/5) ... Scored 11 points, made all four of his field goals and grabbed seven boards against Boston College (2/12) ... Compiled eight points and 10 rebounds against Wake Forest (2/15) ... Put up 10 points in a career-high 35 minutes in the triple-overtime win at Virginia Tech (2/19), his seventh double-digit scoring total in a 10-outing stretch during

which he averaged 10.7 points per game.

As a Junior (2018-19): Redshirted and did not compete.

As a Sophomore (2017-18): Played in 15 games off bench, including seven in ACC play ... Averaged 1.1 points and 0.5 rebounds per game ... Scored four points in five minutes of action against Navy (11/12) ... Played season-high six minutes against Middle Tennessee (12/25) ... Scored two points and matched career high with three rebounds at Virginia Tech (2/3) ... Recorded three points in five minutes of action in ACC tournament against North Carolina (3/8).

As a Freshman (2016-17): Played 15 games ... Averaged 0.9 points, 0.6 rebounds, 0.1 blocks in 3.8 minutes per game ... Totaled 14 points, nine rebounds and one block in 57 minutes ... Hit 45.5 percent (5-of-11) from the field, and 44.4 percent (4-of-9) at the line ... Season highs: 5 points vs. Western Carolina (11/11); 3 rebounds at North Florida (11/16); 1 blocked shot vs. NC State (12/31); 11 minutes at North Florida (11/16) ... Played in six ACC games ... In ACC play, totaled one point in 10 minutes.

High School: Consensus four-star recruit, ranked No. 90 overall by Scout and No. 96 by 247Sports ... As a center, tabbed No. 15 by ESPN and No. 17 by Scout ... Has a 7-foot-1-inch wingspan ... In 2014 participated in the Nike Elite 100 ... Played AAU ball for the NY Lightning ... Played freshman season at St. Benedict's (N.J.) ... On Oak Hill's Honor Court, a leadership committee where student members are chosen by the administration for their citizenship and sound ethical and moral judgment.

Personal: Born Dec. 29, 1996 ... Parents are Rodney Sr., and Maria ... Has a sister, Sasha ... Enrolled in Miami's sport administration master's program ... Earned a bachelor's degree from Miami in 2020 after majoring in sport administration with a minor in sociology ... Started playing basketball at age 11 and first dunk was at age 12, in the Rucker League ... While attending Eaglebrook School (Mass.) in seventh and eighth grade, also competed in middle school baseball and water polo.

Season	CAREER STATISTICS										Scoring														
	GP	GS	Min.	Avg.	FG	FGA	Pct.	FT	FTA	Pct.	Off.	Def.	Tot.	Avg.	PF	FO	Ast.	TO	Blk	Stl	Pts.	Avg.			
2016-17	15	0	57	3.8	5	11	.455	0	0	.000	4	9	.444	4	5	9	0.6	6	0	0	1	1	0	14	0.9
2017-18	15	0	52	3.5	8	14	.571	0	0	.000	2	12	.167	3	4	7	0.5	7	0	0	3	1	0	18	1.2
2018-19	DNP																								
2019-20	30	28	723	24.1	92	160	.575	0	1	.000	32	53	.604	57	108	165	5.5	68	0	14	21	22	19	216	7.2
TOTAL	60	28	832	13.9	105	185	.568	0	1	.000	38	74	.514	64	117	181	3.0	81	0	14	25	24	19	248	4.1




	GS	Min	FG	3FG	FT	O-D-T	Avg	PF	FO	A	TO	Blk	Stl	Pts	Avg	
2019-20																
Louisville	*	20	3-5	0-0	0-2	3-6-9	9.0	3	0	0	1	0	0	6	6.0	
Fla. Atlantic	*	32	5-6	0-0	2-2	1-4-5	7.0	2	0	2	1	0	2	12	9.0	
at UCF	*	21	4-5	0-0	0-0	3-3-6	6.7	4	0	0	0	0	0	8	8.7	
Quinnipiac	*	21	2-5	0-0	0-0	3-4-7	6.8	3	0	0	1	1	0	4	7.5	
vs. Missouri St.	*	31	4-8	0-0	0-0	3-5-7	7.0	3	0	0	1	1	0	8	7.6	
vs. Florida	*	28	2-4	0-0	0-4	3-1-4	6.5	1	0	1	1	2	2	4	7.0	
vs. UConn	*	17	5-8	0-0	0-0	0-1-1	5.7	2	0	0	1	0	0	10	7.4	
at Illinois	*	25	1-2	0-0	0-0	1-1-2	5.3	3	0	2	0	1	0	2	6.8	
Alabama A&M	*	16	2-2	0-0	2-2	2-1-3	5.0	1	0	1	0	2	1	6	6.7	
vs. Temple	*	24	5-9	0-0	1-3	2-7-9	5.4	3	0	1	1	0	0	11	7.1	
Coppin St.	*	21	0-1	0-0	0-0	0-5-5	5.4	2	0	1	0	1	0	0	6.5	
at Clemson	*	12	0-0	0-0	0-0	0-2-2	5.1	1	0	0	0	0	0	0	5.9	
Duke	*	29	4-8	0-0	0-0	1-2-3	4.9	3	0	0	1	1	0	8	6.1	
Louisville	*	21	0-3	0-0	0-1	0-6-6	5.0	3	0	0	0	0	1	0	5.6	
Pittsburgh	*	36	3-6	0-0	1-3	1-6-7	5.1	0	0	0	0	2	1	7	5.7	
at NC State	*	31	6-8	0-0	4-5	4-3-7	5.3	4	0	0	1	0	1	16	6.4	
Florida St.	*	25	2-4	0-0	0-0	3-5-8	5.4	4	0	0	1	0	0	4	6.2	
at Duke	*	27	4-8	0-0	5-6	4-9-13	5.8	3	0	0	1	0	0	13	6.6	
at N. Carolina	*	30	6-8	0-0	1-1	0-4-4	5.7	3	0	0	1	2	0	13	6.9	
Va. Tech	*	26	5-6	0-0	1-1	1-7-8	5.9	3	0	0	2	1	0	11	7.2	
at Pittsburgh	*	33	6-9	0-0	4-4	2-2-4	5.8	3	0	1	2	1	2	16	7.6	
NC State	*	21	2-6	0-0	1-4	3-0-3	5.6	3	0	0	1	1	2	5	7.5	
at Florida St.	DNP (ankle)															
Boston Col.	*	24	4-4	0-0	3-4	3-4-7	5.7	2	0	0	0	1	0	11	7.6	
Wake For.	*	19	3-4	0-0	2-5	5-5-10	5.9	2	0	1	2	1	0	8	7.6	
at Va. Tech	*	35	5-10	0-1	0-0	2-3-5	5.8	2	0	0	0	2	0	10	7.7	
at Notre Dame	*	17	2-6	0-0	1-2	2-4-6	5.8	0	0	0	1	0	1	5	7.6	
at Ga. Tech	*	30	3-5	0-0	2-2	1-3-4	5.8	3	0	2	1	1	4	8	7.6	
Virginia	*	22	2-4	0-0	2-2	1-3-4	5.7	1	0	1	0	1	0	6	7.6	
SYRACUSE	*	22	2-4	0-0	0-0	2-2-4	5.7	3	0	1	0	1	4	4	7.4	
vs. Clemson	*	7	0-1	0-0	0-0	1-0-1	5.5	1	0	0	0	0	0	0	7.2	
2017-18																
Gardner-Webb	4	0-1	0-0	0-1	0-1-1	1.0	0	0	0	0	0	0	0	0	0.0	
Navy	5	2-3	0-0	0-2	0-0-0	0.5	1	0	0	0	0	0	0	4	2.0	
Florida A&M	6	1-1	0-0	0-0	0-1-1	0.7	0	0	0	0	0	0	0	2	2.0	
North Florida	1	0-0	0-0	0-0	0-0-0	0.5	0	0	0	0	0	0	0	0	1.5	
at Minnesota	DNP															
vs. Princeton	3	1-1	0-0	0-1	0-0-0	0.4	0	0	0	0	0	0	0	2	1.6	
Boston Univ.	DNP															
at Geo. Wash.	DNP															
at Hawaii	DNP															
vs. NM State	3	0-0	0-0	0-0	0-1-1	0.5	1	0	0	1	0	0	0	0	1.3	
vs. Mid. Tenn.	6	1-1	0-0	0-0	0-0-0	0.4	2	0	0	1	0	0	0	2	1.4	
at Pittsburgh	3	0-2	0-0	0-0	0-0-0	0.4	0	0	0	0	0	0	0	0	1.3	
at Ga. Tech	1	0-0	0-0	0-0	0-0-0	0.3	0	0	0	0	0	0	0	0	1.1	
Florida St.	DNP															
at Clemson	DNP															
Duke	DNP															
at NC State	DNP															
Louisville	DNP															
at Florida St.	DNP															
Pittsburgh	DNP															
at Va. Tech	4	1-2	0-0	0-0	2-1-3	0.6	1	0	0	1	1	0	0	2	1.2	
Wake For.	3	0-0	0-0	1-2	0-0-0	0.5	0	0	0	0	0	0	0	1	1.2	
at Boston Col.	2	0-0	0-0	0-0	0-0-0	0.5	0	0	0	0	0	0	0	0	1.1	
Virginia	DNP															
Syracuse	DNP															
at Notre Dame	3	0-0	0-0	0-2	0-0-0	0.5	1	0	0	0	0	0	0	0	1.0	
Boston Col.	DNP															
at N. Carolina	DNP															
Va. Tech	3	1-1	0-0	0-1	0-0-0	0.4	1	0	0	0	0	0	0	2	1.1	
vs. N. Carolina	5	1-2	0-0	1-2	1-0-1	0.5	0	0	0	0	0	0	0	3	1.2	
vs. Loyola Chi.	DNP															
2016-17																
W. Carolina	10	1-4	0-0	3-6	2-0-2	2.0	1	0	0	0	0	0	0	5	5.0	
at N. Florida	11	2-2	0-0	0-0	1-2-3	2.5	2	0	0	0	0	0	0	4	4.5	
Penn	4	1-1	0-0	0-0	0-0-0	1.7	1	0	0	0	0	0	0	2	3.7	
vs. Stanford	DNP															
vs. Iowa St.	DNP															
vs. Florida	1	0-0	0-0	0-0	0-0-0	1.3	0	0	0	0	0	0	0	0	2.8	
Rutgers	2	0-0	0-0	0-1	0-0-0	1.0	1	0	0	0	0	0	0	0	2.2	
vs. Wofford	DNP															
SC State	7	0-0	0-0	0-0	0-2-2	1.2	0	0	0	1	0	0	0	0	1.8	
Fla. Atlantic	3	0-0	0-0	0-0	0-0-0	1.0	0	0	0	0	0	0	0	0	1.6	
Geo. Wash.	DNP															
Columbia	DNP															
NC State	3	0-0	0-0	0-0	0-0-0	0.9	0	0	0	0	1	0	0	0	1.4	
at Syracuse	0	0-0	0-0	0-0	0-0-0	0.8	0	0	0	0	0	0	0	0	1.2	
Notre Dame	DNP															
at Pittsburgh	2	0-1	0-0	0-0	0-0-0	0.7	0	0	0	0	0	0	0	0	1.1	
at Wake For.	1	0-0	0-0	1-2	0-0-0	0.6	0	0	0	0	0	0	1	1.1		
at Duke	DNP															
Boston Col.	DNP															
N. Carolina	DNP															
Florida St.	3	0-0	0-0	0-0	0-0-0	0.6	0	0	0	0	0	0	0	0	1.0	
at NC State	DNP															
Va. Tech	DNP															
at Louisville	1	0-0	0-0	0-0	0-0-0	0.5	0	0	0	0	0	0	0	0	0.9	
at Ga. Tech	DNP															
Clemson	DNP															
at Virginia	DNP															
Duke	DNP															
at Va. Tech	DNP															
at Florida St.	DNP															
vs. Syracuse	DNP															
vs. N. Carolina	8	1-3	0-0	0-0	1-0-1	0.6	1	0	0	0	0	0	0	2	1.0	
vs. Michigan St.	1	0-0	0-0	0-0	0-1-1	0.6	0	0	0	0	0	0	0	0	0.9	

MILLER'S CAREER HIGHS

Points

Career: 16, 2x, last at Pittsburgh, 2/2/20
ACC: 16, 2x, last at Pittsburgh, 2/2/20

**4****ELIJAH OLANIYI****SENIOR • 6-5 • 205 • GUARD**

NEWARK, N.J.

STONY BROOK | EAST SIDE

As a Junior at Stony Brook (2019-20): *First Team All-NABC District I ... First Team All-America East ... Three-time America East Player of the Week (1/13, 12/30, 12/9)*

Appeared in 28 games, missing five due to injury, and earned 26 starts ... Averaged team-highs in points (18.0), rebounds (6.5) and assists (2.1) per game ... Also ranked first in made field goals (172), made free throws (107), free-throw attempts (151) and 3-point percentage (36.1) ... Placed second in steals (1.6) and minutes (32.6) per contest ... Finished fifth in America East in scoring, sixth in steals, eighth in field-goal percentage (43.5), eighth in free-throw percentage (70.9), ninth in made 3-pointers per game (1.9) and No. 11 in rebounding ... In conference-only action, ranked second in steals (2.0), fifth in rebounding (7.1), sixth in scoring (17.5) and eighth in free-throw percentage (72.3) ... One of three players in the league with multiple 30-point games ... Fourth Stony Brook player to earn first team all-district accolades ... The 27th 1,000-point scorer in program history, finishing No. 18, and 10th in its Division I era ... Registered five double-doubles, including four in a row ... Scored in double figures 25 times, notching 16-plus in 20 games and 20-plus in 15 outings, including five in a row ... Totaled at least 25 points four times and at least 30 twice, the latter mark tying a program single-season record ... Grabbed five-plus rebounds 21 times with eight-plus nine times and double figures five times, including logging 11 in four consecutive games ... Recorded at least three assists in 10 outings, at least three steals in five contests and over 30 minutes in 23 affairs, with 35-plus 13 times ... Opened the season with a 19-point showing in 38 minutes against Yale (11/5) ... Tallied 14 points and six boards at No. 12/13 Seton Hall (11/9) ... Scored 21 points in just 20 minutes versus Farmingdale State (11/11) ... Notched 19 points and six boards at Texas A&M-Corpus Christi (11/15) ... Posted 20 points on 6-of-9 shooting to go along with six rebounds and three assists versus UTRGV (11/16) ... Logged 20 points and eight boards against North Dakota State (11/17), finishing 5-of-5 at the line ... Scored 18 points and went 6-of-7 from the line at Wagner (11/23) ... Amassed 20 points and nine rebounds at Delaware (11/27) ... Scored 16 points versus Manhattan (12/2) ... In his 10th straight game with at least 14 points, dropped a then-career-high 30 against Brown (12/7), finishing 11-of-15 from the floor, tying a career-best in makes, and 6-of-8 from deep, while adding seven boards ... At Providence (12/14), recorded 25 points, nine rebounds, three assists and four steals, shooting 9-of-15 overall, 3-of-5 on 3-pointers and 4-of-4 at the stripe in 38 minutes ... Tallied 11 points and seven boards at the reigning national champion, No. 9/7 Virginia (12/18) ... Registered 21 points, including the tiebreaking layup with 1:24 left, and six boards at American (12/21) ... Compiled 20 points, seven rebounds and a

career-high seven assists against Norfolk State (12/29) and went 8-of-10 on free throws in 35 minutes ... Set or tied then-career-highs in points (28), rebounds (11), made free throws (eight), free-throw attempts (14) and field-goal attempts (21) at Vermont (1/8), adding four assists in 39 minutes ... Scored 22 points on 7-of-11 shooting to go along with 11 rebounds against New Hampshire (1/11) ... Posted 22 points and 11 boards at Hartford (1/15), finishing 10-of-12 from the line to set a career high in makes ... Recorded 20 points on 9-of-14 shooting, 11 rebounds and three steals in 38 minutes against Albany (1/18), his fourth straight game with a 20-point double-double and a career-best 11 boards ... Notched 20 points, six rebounds and three assists in 35 minutes against Binghamton (1/22), capping a five-game 20-point streak ... Amassed 21 points and five boards versus UMBC (2/1), hitting all seven of his free throws in 35 minutes ... Scored a career-high 33 points against UMass Lowell (2/5), shooting 11-of-20 from the field, 3-of-4 on 3-pointers and 8-of-10 at the line, while adding 10 boards to notch a double-double ... Played just 12 minutes at New Hampshire (2/8) and then missed the next five games due to an ankle injury ... Posted 11 points, five rebounds, three assists and three steals versus Albany (3/7) in the conference quarterfinals ... Totaled 19 points and nine boards against Hartford (3/10) in the America East semifinals to end the year.

As a Sophomore at Stony Brook (2018-19): *Third Team All-America East*

Appeared in 31 of 33 games, logging 30 starts ... Averaged 12.3 points, 5.9 rebounds and 1.7 assists in 31.1 minutes per outing ... Ranked second on the team in points, rebounds, assists, made field goals (131), made free throws (91) and free-throw attempts (129) ... Placed eighth in America East in free-throw percentage (70.5), No. 10 in rebounding, No. 11 in field-goal percentage (42.5) and No. 18 in scoring ... In league-only play, finished sixth in field-goal percentage (47.9), ninth in rebounding (6.3) and No. 16 in scoring (12.1) ... Scored double-digit points 21 times, notching at least 15 in 10 appearances and surpassing 25 twice ... Grabbed five-plus boards in 23 outings, including each of his last 11, with at least eight on nine occasions ... Posted three-plus assists nine times and reached 30 minutes in 20 appearances, with 35-plus in eight ... Recorded his lone double-double of the year in the season opener, finishing with 18 points, including 15 after halftime, and 10 boards in an overtime win at George Washington (11/6), adding three assists in 40 minutes, one shy of a career high ... Logged 16 points and nine rebounds in a win at South Carolina (11/9), finishing 8-of-10 at the line ... In the Hall of Fame Tip-Off, scored 19 points against Holy Cross (11/16), then totaled 14 points and eight rebounds

versus Norfolk State (11/17), posting a 6-of-7 clip at the line ... Scored 13 points against Quinnipiac (12/1) ... Registered 14 points, five boards and three assists versus LIU (12/12) ... Notched 12 points, five rebounds and three assists against Delaware (12/16) ... Dished out a season-best five assists against Hofstra (12/19) ... Put up 12 points and five rebounds in a victory at Northern Iowa (12/29) ... Posted 11 points and six boards at UMass Lowell (1/5) ... Recorded 12 points and six rebounds against Binghamton (1/9) ... Amassed 15 points and six boards versus New Hampshire (1/12) ... Scored 14 points at Maine (1/19) ... Dropped a season-high 28 points, including 20 before halftime, against Hartford (2/2), finishing 11-of-16 from the floor, good for a career-high in makes, and 4-of-9 from deep, while adding seven boards and four assists in 35 minutes ... Compiled 17 points and six rebounds at Binghamton (2/6) ... Posted 15 points and eight boards against UMass Lowell (2/9), shooting 6-of-7 from the floor in 37 minutes ... Totaled 16 points and eight rebounds against Maine (2/23), shooting 5-of-6 from the field and hitting both his 3-points ... Notched 15 points, six rebounds and three assists against UMBC (2/27), finishing 6-of-7 at the stripe in 38 minutes ... Logged 11 points and nine boards at Vermont (3/2) ... Recorded 11 points and seven rebounds at Hartford (3/5) to end the regular season ... Amassed 27 points and nine rebounds in 36 minutes against Binghamton (3/9) in the America East quarterfinals, tying a season high in made free throws (eight) and setting a top mark in attempts (12) ... Posted 13 points and five rebounds at USF (3/20) in the opening round of the CBI to conclude the season.

As a Freshman at Stony Brook (2017-18): America East Rookie of the Year ... America East All-Rookie Team ... Four-time America East Rookie of the Week (2/26, 2/12, 12/4, 11/27)

One of five Seawolves to play in all 32 games ... Started eight of the final nine outings ... Averaged 7.8 points, 3.8 rebounds and 1.0 steal in 22.3 minutes per game, while shooting 45.7 percent from the floor ... Placed second on the team in field goal percentage and field goals made (96), as well as third in steals ... Ranked fourth in both scoring, rebounding and minutes ... Compiled double-digit points in 13 appearances, eclipsing 15 in three of them, as well as five-plus rebounds in nine outings and three steals on four occasions, while playing 30-plus minutes seven times ... Posted one double-double ... Amassed 13 double-digit point totals, eclipsing 15 three times, and nine five-rebound outings ... Recorded three steals in three outings and played 30-plus minutes on seven occasions ... Logged three points and three steals against Maryland (11/10) in his collegiate debut ... Registered seven points at UConn (11/14) in his first road outing ... Scored a season-high 16 points on 6-of-10 shooting, including a 3-of-4 clip from deep, at second-ranked Michigan State (11/19) in the fourth game of his career ... Posted 11 points versus Brown

(11/22) ... Tallied 14 points on 6-of-7 shooting against Bucknell (11/26) ... Recorded a season-high-tying 16 points on 6-of-9 shooting versus Shawnee State (11/29), adding three steals ... Notched 13 points against St. Francis (PA) (12/2), his fifth straight double-digit outing ... Registered eight points and nine rebounds at Columbia (12/7) ... Finished with 16 points and six rebounds against Hofstra (12/12), shooting 5-of-8 from the field, 2-of-4 on 3-points and 4-of-4 at the line in 30 minutes ... Logged a co-season-best 16 points on 7-of-11 shooting at UMass Lowell (1/24), adding five boards in 36 minutes ... In his first collegiate start, set season highs in rebounds (10), assists (three) and minutes (39) against Hartford (2/3), as well as tied a season-best with three steals and scored 10 points to tally his first double-double ... Posted 11 points, six rebounds, three steals, a season-high two blocks and a 3-of-5 clip from deep in 33 minutes at Maine (2/11) ... Scored 13 points on 5-of-7 shooting in 31 minutes at UMBC (2/21) ... Recorded 11 points against Vermont (2/24) in the regular season finale ... Scored 12 points in 32 minutes at Albany (3/3) in the conference quarterfinals ... Totaled 13 points at Vermont (3/6) in the league semifinals to cap the season.

High School: Graduated from East Side in Newark, N.J. ... Labeled the No. 11 recruit in New Jersey by ESPN ... Averaged 10.7 points and 6.8 rebounds per game in his four-year high school career, totaling 928 and 588, respectively ... As a senior, tallied nearly 15.0 points per game ... Aided his team to a state title as a sophomore (2015) and to county championships as both a senior (2017) and freshman (2014) ... Attended Great Oaks Charter School for the first semester of his freshman year ... Played AAU ball for the NJ Roadrunners, who produced players such as Kyrie Irving, Al Harrington and Randy Foye, the latter of whom also went to East Side.

Personal: Full name is Elijah Olaniyi ... Last name is pronounced Oh-LAH-Nee-Yee ... Born Jan. 11, 1999 in Brooklyn, N.Y. ... Goes by "E" ... Parents are Festus and Ruth Olaniyi ... Father, who works in construction, immigrated to the U.S. from Nigeria over 30 years ago and mother followed several years after ... Fourth of seven children and the first one born in the U.S. ... Has two older brothers, Noah and Samson, and one older sister, Esther ... Has two younger brothers, Gabriel and David, and one younger sister, Hannah ... Family moved from Brooklyn to New Jersey when he was three or four years old ... Majoring in sociology with a minor in Africana studies ... Favorite athlete is Kobe Bryant because of his approach to both life and basketball ... Best sports memory is getting his first scholarship offer ... Committed to Miami over Arkansas, DePaul, Minnesota, Nevada, Western Kentucky and Xavier ... Chose Miami because of its combination of high-level academics and basketball.

OLANIYI CAREER STATISTICS

Season	GP	GS	Min.	Avg.	3-Point			Free Throws			Rebounds			Scoring											
					FG	FGA	Pct.	FT	FTA	Pct.	Off.	Def.	Tot.	Avg.	PF	FO	Ast.	TO	Blk	Stl	Pts.	Avg.			
2017-18*	32	8	712	22.3	96	210	45.7	26	82	31.7	31	58	53.4	39	84	123	3.8	62	0	21	48	4	32	249	7.8
2018-19*	31	30	965	31.1	131	308	42.5	29	91	31.9	91	129	70.5	58	125	183	5.9	63	1	53	76	11	26	382	12.3
2019-20*	28	26	912	32.6	172	395	43.5	53	147	36.1	107	151	70.9	34	147	181	6.5	57	2	58	89	9	44	504	18.0
TOTAL	91	64	2589	28.5	399	913	43.7	108	320	33.8	229	338	67.8	131	356	487	5.4	182	3	132	213	24	102	1135	12.5

* at Stony Brook University



2019-20

Table with columns: GS, Min, FG, 3FG, FT, O-D-T, Avg, PF, FO, A, TO, Blk, Stl, Pts, Avg. Rows include Yale, Seton Hall, Farmingdale St., at Tex. A&M-CC vs. UTRGV, vs. N. Dakota St., at Wagner, at Delaware, Manhattan, Brown, at Hofstra, at Providence, at Virginia, at American, Norfolk St., at Maine, at Vermont, New Hamp., at Hartford, Albany, Binghamton, at UMass Lowell, UMBC, UMass Lowell, at New Hamp., at Binghamton, Vermont, Maine, Hartford, at Albany, at UMBC, Albany, Hartford.

2018-19

Table with columns: GS, Min, FG, 3FG, FT, O-D-T, Avg, PF, FO, A, TO, Blk, Stl, Pts, Avg. Rows include at Geo. Wash., at So. Carolina vs. Holy Cross vs. Norfolk St., Molly, at Rhode Isl., at Norfolk St., Quinnipiac, at Manhattan, Brown, LIU, Delaware, Hofstra, at Quinnipiac, at Nor. Iowa, at UMass Lowell, Binghamton, New Hamp., at Maine, at Albany, Vermont, at UMBC, Hartford, at Binghamton, UMass Lowell, at New Hamp., Albany, Maine, UMBC, at Vermont, at Hartford, Binghamton, at USF.

2017-18

Table with columns: GS, Min, FG, 3FG, FT, O-D-T, Avg, PF, FO, A, TO, Blk, Stl, Pts, Avg. Rows include vs. Maryland, at UConn, at Ball St., at Michigan St., Brown, Bucknell, Shawnee St., St. Francis (PA), at LIU, at Columbia, Hofstra, at Providence, at Rutgers, Norfolk St., Maine, at Hartford, at Albany, at Vermont, Binghamton, at New Hamp., at UMass Lowell, Albany, UMBC, Hartford, UMass Lowell, at Maine, at Binghamton, New Hamp., at UMBC, Vermont, at Albany, at Vermont.

OLANIYI'S CAREER HIGHS

Points

Career: 33 UMass Lowell, 2/5/20
ACC: -

Rebounds

Career: 11 4x, last vs. Albany, 1/18/20
ACC: -

Assists

Career: 7 Norfolk State, 12/29/19
ACC: -

Steals

Career: 5 at UMass Lowell, 1/29/20
ACC: -

Blocked Shots

Career: 2 2x, last at Manhattan, 12/5/18
ACC: -

Field Goals Made

Career: 11 3x, last vs. UMass Lowell, 2/5/20
ACC: -

Field Goal Attempts

Career: 21 at Vermont, 1/8/20
ACC: -

Free Throws Made

Career: 10 at Hartford, 3/1/20
ACC: -

Free Throw Attempts

Career: 14 at Vermont, 1/8/20
ACC: -

3-Point Field Goals Made

Career: 6 Brown, 12/7/19
ACC: -

3-Point Field Goal Attempts

Career: 9 at Vermont, 1/8/20
ACC: -


Minutes

Career: 41 at Albany, 1/23/19
ACC: -

CAREER DOUBLE-DOUBLES (7)

- 33pts, 10reb UMass Lowell, 2/5/20
- 20pts, 11reb Albany, 1/18/20
- 22pts, 11reb at Hartford, 1/15/20
- 22pts, 11reb New Hampshire, 1/11/20
- 28pts, 11reb at Vermont, 1/8/20
- 18pts, 10reb at George Washington, 11/6/18
- 10pts, 10reb Hartford, 2/3/18

HURRICANES



13

EARL TIMBERLAKE

FRESHMAN • 6-6 • 215 • GUARD

WASHINGTON, D.C.
DeMATHA CATHOLIC (MD.)

High School: Graduated from DeMatha Catholic (Md.) ... Consensus four-star, top-40 recruit ... Labeled as the best player in Maryland by all three major outlets ... Named the No. 32 player in the nation—one spot outside five-star status—and seventh-best small forward by Rivals ... Tabbed No. 36 overall and seventh among shooting guards by 247Sports, as well as No. 35 in the 247Sports Composite ranking and No. 37 nationally by ESPN ... Averaged 16.5 points, 10.0 rebounds and 4.0 assists per game as a senior, helping DeMatha to a 30-3 record ... Tallied 19 points and eight rebounds in the WCAC league title game to help the Stags to their 41st such crown ... McDonald's All-American Game nominee ... Earned both First Team All-WCAC and *The Washington Post* First Team All-Met honors, as well as MaxPreps All-America Honorable Mention and Jersey Mike's Naismith All-America Honorable Mention ... *WaPo* Second Team All-Met as a junior ... Averaged 13.2 points and 8.9 rebounds as a sophomore, garnering *WaPo* Fourth Team All-Met and MaxPreps Sophomore All-America Team Honorable Mention distinctions ... Attended Rock Christian Academy (Md.) as a freshman ... Voted a member of the WCAC All-Decade Team ... Honor roll student ... On the Nike EYBL circuit, averaged 18.3 points

on 46.4 percent shooting across 18 outings for Team Durant in 2019, adding 9.6 rebounds and 2.4 assists per game ... Tallied double-digit points in 17 of 18 appearances, notched 20-plus on eight occasions and recorded nine double-doubles ... Former DeMatha basketball standouts include Adrian Dantley, Danny Ferry, Markelle Fultz, Victor Oladipo and several other NBA players.

Personal: Full name is Earl Anthony Timberlake Jr. ... Nickname is "Easy" ... Born Nov. 4, 2000 ... Parents are Earl Timberlake Sr., and Taundaleah Stewart ... Has two younger sisters, Christiana and Brooklyn ... Majoring in sport administration ... Favorite athletes are Jimmy Butler and James Harden ... Best sports memory is hitting the go-ahead shot to help DeMatha win the WCAC title both as a sophomore and a senior ... Pregame superstitions include writing the names on his shoes of family and friends who have passed away and calling his grandmother, Juanita Walker, who prays for him ... Committed to Miami over Alabama, North Carolina, Pittsburgh, Providence, Seton Hall, South Carolina ... Chose Miami because it was the best fit for him and, on his visit, he loved both the coaching staff and the beautiful campus.

HURRICANES



21

SAM WAARDENBURG

RS SENIOR • 6-10 • 225 • FORWARD

AUCKLAND, NEW ZEALAND
RANGITOTO COLLEGE

As a Redshirt Junior (2019-20): Played in 30 of 31 games, missing one due to injury, and earned 24 starts, including in each of the first 23 contests ... Averaged 5.9 points, a team-high 6.0 rebounds and a team-best 1.1 blocks in 28.3 minutes per game ... Placed No. 12 in the ACC in blocked shots per game and No. 11 in league-only play, also with 1.1 per contest ... Tied for No. 10 on Miami's ACC-only single-season blocks list (20) ... Moved into the top 10 on the Hurricanes' ACC-only career blocks list (33) ... Scored in double figures five times, registered multiple blocked shots in nine appearances and played at least 30 minutes 10 times, including 40-plus thrice ... Grabbed seven-plus rebounds 11 times, including reaching double figures in five appearances to lead the team ... Paced Miami in rebounding in a team-best 13 outings, including doing so 10 times in the first 17 games ... Put up nine points and a career-high 11 rebounds versus Florida Atlantic (11/8) ... Notched 12 points on 4-of-7 shooting to go along with eight rebounds in 34 minutes in the win at Illinois (12/2) ... Tallied 11 points and nine boards against Alabama A&M (12/14) ... Set a career high with three blocked shots in 35 minutes in the victory over Temple (12/17) at the Barclays Center ... Registered his first double-double with a 15-point, 11-rebound performance, both career highs, against Coppin State (12/21), finishing 6-of-8 from the floor and 3-of-5 from deep to set a new top mark in made field goals and tie his best total in made 3-pointers ... Scored 11 points versus second-ranked Duke (1/4) ... Grabbed 10 boards at No. 13/11 Louisville (1/7) ... Posted 10 rebounds and three assists, playing all 40 minutes, against Pittsburgh (1/12) ... Tied his career high with 11 boards in a career-best 41 minutes against ninth-ranked Florida State (1/18) ... Tied his career high with 15 points at eighth-ranked Florida State (2/8), finishing 4-of-4 from the floor and 6-of-6 at the line ... Missed the game against Boston College (2/12) due to an injury sustained from getting elbowed in the face in practice the day prior ... Tallied nine rebounds, a season-high-tying three assists and career-high-tying three blocks in an overtime win versus Syracuse (3/7) in the regular season finale ... Grabbed eight boards and tied his career high with three steals against Clemson (3/11) in the ACC Tournament to cap the season.

As a Redshirt Sophomore (2018-19): Played in all 32 games, with 11 starts ... Scored 10 points on perfect shooting (3-3 FG, 2-2 3FG, 2-2 FT) at Boston College (2/17) ... Scored 10 points in 36 minutes at Virginia (2/2) ... Recorded nine points in 30 minutes against Virginia Tech (1/30) ... Scored 13 points on 4-for-4 shooting against Florida State (1/27) ... Grabbed career-high nine rebounds and added six points and three assists in 26 minutes against Wake Forest (1/12) ... Recorded eight rebounds at Louisville (1/6) ... Scored career-high 14 points in 37 minutes at Penn (12/4) ... Averaged 7.0 ppg and 4.3 rpg in three games

at Wooden Legacy ... Made first-career start and scored 11 points with career-high five rebounds in career-high 28 minutes in season opener against Lehigh (11/9).

As a Redshirt Freshman (2017-18): Played in 21 games off bench, including each of last 15 contests ... Averaged 3.3 points and 2.8 rebounds per game ... Shot 43.8 percent (14-32) from 3-point range ... Averaged 16.7 minutes per game in conference play ... Did not play in first three games of season (back) ... Made solid Miami debut with seven points and two rebounds in 12 minutes of action vs. La Salle (11/22) ... Scored nine points and added six rebounds against North Florida (11/25) ... Saw first action in ACC play in final minute of first half at NC State (1/21) ... Played 13 minutes off bench against Louisville and recorded career-high seven rebounds (1/24) ... Hit three straight 3-pointers in second half and scored career-high 12 points in win over Wake Forest (2/7) ... Nailed pair of 3-pointers and racked up three steals at Boston College (2/10) ... Played season-high 23 minutes and pulled down six rebounds in comeback win over Boston College (2/24).

As a Freshman (2016-17): Enrolled at Miami at the semester break ... Did not compete and redshirted.

High School: Won tournament MVP honors when he helped Rangitoto College win the SAS Secondary Schools National Championship. In the final game, he had 18 points, eight rebounds and four blocks ... Internationally, has represented New Zealand in the FIBA 3x3 U18 World Championship in Kazakhstan ... On the U17 team that won silver at the age-groups FIBA Oceania Championships ... Member of the U16 team that won bronze at the Australian State Championships ... Played in adidas Nations Tournament in Los Angeles, averaging 13.4 points and 6.4 rebounds in five outings, finishing 7-of-11 from long range in the event and to be named one of the top 10 players of the camp ... Participated in the NBPA Top 100 Camp in Charlottesville, Va. ... Named the most outstanding player at both the Nike All Asia Camp in Beijing and the Basketball Without Borders Camp in Australia ... Spent time with the Supercity Rangers and the Breakers Academy, which led him to a role as a development player for the SKYCITY Breakers ... Played games in the United States with Harbour Basketball.

Personal: Through the first four years of his career, was one of three Hurricanes from the Australasia region of the South Pacific, along with Dejan Vasiljevic and Deng Kak, both of Australia ... Enrolled in Miami's sport administration master's program ... Earned a bachelor's degree from Miami in 2020 after majoring in geography with a minor in sociology ... Committed to Miami over offers from Virginia, SMU and Utah.

WAARDENBURG CAREER STATISTICS													3-Point		Free Throws		Rebounds				Scoring				
Season	GP	GS	Min.	Avg.	FG	FGA	Pct.	FG	FGA	Pct.	FT	FTA	Pct.	Off.	Def.	Tot.	Avg.	PF	FO	Ast.	TO	Blk	Stl	Pts.	Avg.
2016-17	DNP																								
2017-18	21	0	310	14.8	24	58	.414	14	32	.438	7	8	.875	26	33	59	2.8	31	0	17	14	9	10	69	3.3
2018-19	32	11	798	24.9	56	134	.418	19	54	.352	39	52	.750	35	78	113	3.5	71	0	38	37	11	16	170	5.3
2019-20	30	24	848	28.3	61	148	.412	13	52	.250	41	60	.683	49	132	181	6.0	53	1	31	34	33	23	176	5.9
TOTAL	83	35	1956	23.6	141	340	.415	46	138	.333	87	120	.725	110	243	353	4.3	155	1	86	85	53	49	415	5.0



2019-20	GS	Min	FG	3FG	FT	O-D-T	Avg	PF	FO	A	TO	Blk	Stl	Pts	Avg
Louisville	* 23	1-3	0-0	0-0	4-0-4	4.0	1	0	1	1	2	0	2	2	2.0
Fla. Atlantic	* 29	4-9	0-1	1-2	5-6-11	7.5	4	0	2	1	1	0	1	9	5.5
at UCF	* 18	1-4	0-1	0-1	1-1-2	5.7	3	0	1	1	0	0	0	2	4.3
Quinnipiac	* 21	2-6	0-0	0-0	5-0-5	5.5	0	0	1	1	1	1	1	4	4.3
vs. Missouri St.	* 29	0-1	0-0	0-0	1-4-5	5.4	4	0	1	2	2	2	0	3	4.0
vs. Florida	* 22	2-4	1-2	0-0	0-5-5	5.3	2	0	1	1	1	0	0	5	3.7
vs. UConn	* 23	3-6	0-0	0-0	2-3-5	5.3	1	0	0	2	0	0	1	6	4.0
at Illinois	* 34	4-7	2-4	2-2	1-7-8	5.6	2	0	1	1	0	0	1	12	5.0
Alabama A&M	* 29	3-5	0-0	5-9	1-8-9	6.0	0	0	1	0	2	0	1	11	5.7
vs. Temple	* 35	3-5	0-2	2-5	0-5-5	5.9	2	0	1	3	3	1	8	5.9	
Coppin St.	* 29	6-8	3-5	0-0	4-7-11	6.4	1	0	1	2	2	0	15	6.7	
at Clemson	* 40	3-8	1-5	0-0	1-5-6	6.3	0	0	2	1	1	1	7	6.8	
Duke	* 28	4-6	0-1	3-4	1-5-6	6.3	0	0	1	1	1	1	11	7.1	
at Louisville	* 30	1-4	1-3	2-2	2-8-10	6.6	4	0	2	2	1	1	5	6.9	
Pittsburgh	* 40	3-9	0-4	1-1	2-8-10	6.6	1	0	3	2	2	0	7	6.9	
at NC State	* 27	0-2	0-0	1-2	1-2-3	6.8	3	0	0	0	1	1	1	6.6	
Florida St.	* 41	3-9	0-2	1-2	3-8-11	6.8	4	0	1	0	1	1	7	6.6	
at Duke	* 29	0-2	0-1	0-0	2-3-5	6.7	0	0	2	0	2	0	2	6.2	
at N. Carolina	* 27	0-4	0-2	2-2	1-1-2	6.5	0	0	2	0	1	1	2	6.0	
Va. Tech	* 33	3-4	1-1	2-3	0-6-6	6.5	2	0	1	2	0	1	9	6.2	
at Pittsburgh	* 37	1-6	0-4	3-4	1-4-5	6.4	0	0	2	2	1	0	5	6.1	
NC State	* 23	1-2	0-0	3-6	1-6-7	6.4	3	0	0	1	0	0	5	6.0	
at Florida St.	* 30	4-4	1-1	6-6	1-2-3	6.3	2	0	1	0	0	1	15	6.4	
Boston Col.	DNP (face)														
Wake For.	26	3-5	1-3	2-2	1-6-7	6.3	1	0	0	2	0	2	9	6.5	
at Va. Tech	17	1-4	1-2	0-0	0-1-1	6.1	5	1	0	0	2	0	3	6.4	
at Notre Dame	21	1-2	1-2	0-0	0-4-4	6.0	0	0	1	1	2	0	3	6.3	
at Ga. Tech	25	4-4	0-1	3-4	2-1-3	5.9	1	0	0	3	1	1	5	6.2	
Virginia	27	1-4	0-2	0-0	1-4-5	5.9	2	0	1	1	1	0	2	6.1	
Syracuse	* 23	2-8	0-1	2-3	4-5-9	6.0	3	0	3	1	3	0	6	6.1	
vs. Clemson	* 32	0-3	0-2	0-0	1-7-8	6.0	2	0	0	0	1	3	0	5.9	
2018-19	GS	Min	FG	3FG	FT	O-D-T	Avg	PF	FO	A	TO	Blk	Stl	Pts	Avg
Lehigh	* 28	3-7	1-2	4-4	3-2-5	5.0	1	0	2	1	0	1	11	11.0	
SFA	* 33	1-6	0-2	0-1	0-4-4	4.5	3	0	5	2	0	1	2	6.5	
Bethune-Cook.	* 27	4-6	0-1	0-1	1-3-4	4.3	3	0	1	0	0	0	8	7.0	
vs. La Salle	* 28	4-10	1-3	1-2	1-3-4	4.3	0	0	0	2	2	1	0	10	7.8
vs. Fresno St.	* 24	1-5	0-2	4-5	1-3-4	4.2	2	0	0	0	0	0	1	6	7.4
vs. Seton Hall	* 24	2-4	0-1	1-2	0-5-5	4.3	1	0	0	2	0	1	5	7.0	
Rutgers	17	1-7	0-3	0-0	1-2-3	4.1	0	0	0	2	0	0	2	6.3	
vs. Yale	* 6	0-0	0-0	0-0	0-0-0	3.6	1	0	0	0	0	0	0	0	5.5
at Penn	* 37	5-7	2-3	2-3	2-1-3	3.6	2	0	0	1	0	0	14	6.4	
Houston Bapt.	* 20	2-3	0-1	2-2	1-2-3	3.5	4	0	1	1	1	1	6	6.4	
Fla. Atlantic	* 29	1-5	1-4	1-2	0-2-2	3.4	1	0	1	2	0	0	4	4.2	
Campbell	* 27	1-4	0-1	0-0	0-4-4	3.4	4	0	1	2	1	1	2	5.8	
NC State	* 15	0-2	0-1	0-0	0-0-0	3.2	4	0	0	1	0	0	0	0	5.4
at Louisville	25	1-5	0-2	0-0	4-4-8	3.5	2	0	1	2	0	0	2	5.1	
at Florida St.	14	0-0	0-0	4-4	0-0-0	3.3	0	0	0	0	0	0	4	5.1	
Wake For.	26	2-4	1-1	1-2	3-6-9	3.6	0	0	3	0	0	0	6	5.1	
N. Carolina	26	2-3	1-2	0-1	1-2-3	3.6	1	0	3	1	0	0	5	5.1	
at Syracuse	* 22	0-2	0-1	0-0	1-2-3	3.6	3	0	1	5	0	0	0	4.8	
Florida St.	24	4-4	2-2	3-4	0-2-2	3.5	4	0	1	1	0	0	13	5.3	
Va. Tech	30	2-7	1-2	4-4	3-3-6	3.6	2	0	3	0	0	2	9	5.5	
at Virginia	36	4-9	1-3	1-2	1-2-3	3.6	3	0	0	1	1	1	10	5.7	
Notre Dame	27	1-4	0-1	0-0	2-3-5	3.6	3	0	0	2	1	0	2	5.5	
at N. Carolina	19	3-3	2-2	0-0	1-2-3	3.6	3	0	1	1	1	0	8	5.6	
Clemson	30	1-2	1-1	3-4	1-1-2	3.5	2	0	0	1	1	0	6	5.8	
at Boston Col.	28	3-3	2-2	2-2	2-3-5	3.6	4	0	2	1	1	1	10	5.8	
at Ga. Tech	26	1-5	1-4	4-5	1-1-2	3.5	0	0	1	0	2	2	7	5.8	
at Wake For.	29	1-3	0-2	2-2	1-0-1	3.4	3	0	3	1	1	2	4	5.8	
at Duke	20	2-5	2-3	0-0	0-3-3	3.4	3	0	2	4	0	1	6	5.8	
Pittsburgh	23	0-2	0-1	0-0	0-1-1	3.3	4	0	2	1	0	0	0	5.6	
at Va. Tech	23	0-1	0-1	0-0	1-4-5	3.4	3	0	0	1	0	0	0	5.4	
vs. Wake For.	24	3-5	0-0	0-0	2-3-5	3.5	3	0	1	0	0	1	6	5.4	
vs. Va. Tech	27	1-1	0-0	0-0	1-5-6	3.5	2	0	1	0	0	0	2	5.3	
2017-18	GS	Min	FG	3FG	FT	O-D-T	Avg	PF	FO	A	TO	Blk	Stl	Pts	Avg
Gardner-Webb	DNP	(back)													
Navy	DNP	(back)													
Florida A&M	DNP	(back)													
vs. La Salle	13	3-6	1-1	0-0	1-1-2	2.0	0	0	0	0	0	0	7	7.0	
North Florida	16	4-9	1-2	0-0	4-2-6	4.0	3	0	1	1	1	1	9	8.0	
at Minnesota	10	0-2	0-1	0-0	1-0-1	2.6	4	0	0	2	0	0	0	5.3	
vs. Princeton	8	0-2	0-1	0-0	1-3-4	3.3	1	0	0	0	0	0	0	0	0
Boston Univ.	9	0-1	0-1	0-0	2-0-2	3.0	0	0	0	1	0	0	0	0	3.2
at Geo. Wash.	DNP	(back)													
at Hawaii	3	0-1	0-0	0-0	0-0-0	2.5	0	0	0	1	0	0	0	0	2.7
vs. NM State	DNP	(back)													
vs. Mid. Tenn.	DNP	(back)													
at Pittsburgh	DNP	(back)													
at Ga. Tech	DNP	(back)													
Florida St.	DNP	(back)													
at Clemson	DNP	(back)													
Duke	1	0-0	0-0	0-0	0-0-0	2.1	0	0	0	0	0	0	1	0	2.3
at NC State	13	0-1	0-1	0-0	0-0-0	2.8	0	0	1	1	1	0	0	0	2.0
Louisville	12	2-2	1-1	0-0	0-1-1	2.6	4	0	0	0	0	0	0	5	2.3
at Florida St.	15	1-3	0-1	2-2	3-1-4	2.7	1	0	1	2	0	0	4	2.5	
Pittsburgh	21	1-1	1-1	0-0	0-5-5	2.9	3	0	0	1	1	0	0	3	2.5
at Va. Tech	17	3-5	3-4	3-4	0-3-3	2.9	0	0	1	0	0	1	12	3.3	
at Boston Col.	16	2-3	2-3	0-0	0-0-0	2.7	0	0	0	0	0	3	6	3.5	
Virginia	21	2-3	2-2	0-0	0-0-0	2.5	1	0	0	1	0	1	6	3.7	
Syracuse	18	0-2	0-2	2-2	2-2-4	2.6	4	0	0	0	1	0	2	3.6	
at Notre Dame	17	2-5	2-4	0-0	1-1-2	2.6	2	0	0	0	0	0	6	3.8	
Boston Col.	23	2-5	0-2	0-0	3-3-6	2.8	2	0	1	0	0	0	4	3.8	
at N. Carolina	23	1-3	1-3	0-0	0-2-2	2.7	4	0	4	1	1	2	3	3.7	
Va. Tech	20	0-2	0-2	0-0	2-3-5	2.8	3	0	1	1	1	0	0	3.5	
vs. N. Carolina	19	1-2	0-0	0-0	2-1-3	2.9	2	0	3	1	2	0	2	3.5	
vs. Loyola Chi.	15	0-0	0-0	0-0	1-1-2	2.8	0	0	4	1	1	1	0	3.5	

WARDENBURG'S CAREER HIGHS

Points

Career: 15 2x, last at Florida State, 2/8/20
 ACC: 15 at Florida State, 2/8/20

Rebounds

Career: 11 3x, last vs. Florida State, 1/18/20
 ACC: 11 vs. Florida State, 1/18/20

Assists

Career: 5 Stephen F. Austin, 11/13/18
 ACC: 4 at North Carolina, 2/27/18

Steals

Career: 3 2x, last vs. Clemson, 3/11/20
 ACC: 3 at Boston College, 2/10/18

Blocked Shots

Career: 3 2x, last vs. Syracuse, 3/7/20
 ACC: 3 Syracuse, 3/7/20

Field Goals Made

Career: 6 Coppin State, 12/21/19
 ACC: 4 4x, last at Florida State, 2/8/20

Field Goal Attempts

Career: 10 La Salle, 11/22/18
 ACC: 9 3x, last vs. Florida State, 1/18/20

Free Throws Made

Career: 6 at Florida State, 2/8/20
 ACC: 6 at Florida State, 2/8/20

Free Throw Attempts

Career: 9 Alabama A&M, 12/14/19
 ACC: 6 2x, last at Florida State, 2/8/20

3-Point Field Goals Made

Career: 3 2x, last vs. Coppin State, 12/21/19
 ACC: 3 Wake Forest, 2/7/18

3-Point Field Goal Attempts

Career: 5 2x, last at Clemson, 1/31/19
 ACC: 5 at Clemson, 1/31/19

Minutes

Career: 41 Florida State, 1/18/20
 ACC: 41 Florida State, 1/18/20

ACC Tournament

CAREER DOUBLE-DOUBLES (1)
 15pts, 11reb Coppin State, 12/21/19



1

ANTHONY WALKER

SOPHOMORE • 6-9 • 210 • FORWARD

BALTIMORE, MD.
BREWSTER ACADEMY (N.H.)

As a Freshman (2019-20): Played in 25 contests, averaging 3.3 points and 2.1 rebounds over 12.3 minutes per game ... Scored in double figures once, grabbed five-plus boards in three appearances, blocked multiple shots on three occasions and played 20-plus minutes five times ... Twice paced Miami in rebounding ... Opened his collegiate career by notching nine points and five rebounds against fifth-ranked Louisville (11/5), finishing 3-of-6 from the floor and hitting a 3-pointer ... Registered six points, two blocks and a season-high two steals in the road win at UCF (11/12) ... Set a season best with three blocked shots in 20 minutes of action against UConn (11/24) in the Charleston Classic ... Played 24 minutes at eighth-ranked Duke (1/21), notching four points and four boards ... Set season highs in points (14), field goals made (four) and attempted (eight), free throws made (five) and attempted (five), and minutes played (25) at North Carolina (1/25) ... Posted seven points and two blocks in the win over Virginia Tech (1/28) ... Recorded six points and a season-best seven rebounds in 21 minutes versus NC State (2/5) ... Grabbed five boards and dished out a season-high two assists in 21 minutes at eighth-ranked Florida State (2/8) ... Scored nine points on 4-of-7 shooting in the victory against Boston College (2/12).

High School: Graduated from Brewster Academy (N.H.) ... Listed as a four-star

prospect by ESPN, as well as a three-star recruit by 247Sports and Rivals ... Tabbed as the No. 33 power forward in the country by both 247Sports and Rivals ... McDonald's All-American Game nominee ... Helped Brewster win the National Prep Championships and a region championship, as well as reach the NEPSAC AAA title game, during his lone year with the team ... Led Perry Hall (Md.) to 4A state crowns, the first two in school history, as a junior and sophomore ... Attended Hope Academy (Ga.) as a freshman and did not play basketball ... Member of multiple high schools honor rolls ... Numerous NBA players have attended Brewster, including Will Barton, Donovan Mitchell, Thomas Robinson and TJ Warren.

Personal: Full name is Anthony Edward Walker III ... Born Feb. 9, 2001 ... Parents are Anthony Walker, Jr., and Towanda Hayes ... Has a younger brother, Darius ... Majoring in sociology ... Started playing competitive basketball as a 15-year-old sophomore ... Favorite athlete is Giannis Antetokounmpo ... Best sports memory is making a game-winning shot in the state playoffs as a junior ... Chose Miami because he felt was a great fit both basketball-wise and academically ... Committed to Miami over Kansas, Maryland, Pittsburgh, Seton Hall and VCU.

WALKER CAREER STATISTICS										3-Point			Free Throws			Rebounds			Scoring						
Season	GP	GS	Min.	Avg.	FG	FGA	Pct.	FG	FGA	Pct.	FT	FTA	Pct.	Off.	Def.	Tot.	Avg.	PF	FO	Ast.	TO	Blk	Stl	Pts.	Avg.
2019-20	25	0	308	12.3	32	79	.405	3	19	.158	15	23	.652	23	30	53	2.1	31	0	5	15	17	13	82	3.3
Total	25	0	308	12.3	32	79	.405	3	19	.158	15	23	.652	23	30	53	2.1	31	0	5	15	17	13	82	3.3



2019-20	GS	Min	FG	3FG	FT	O-D-T	Avg	PF	FO	A	TO	Blk	Stl	Pts	Avg
Louisville	18	3-6	1-2	2-4	3-2-5	5.0	2	0	0	1	0	0	9	9.0	
Fla. Atlantic	12	1-5	0-0	2-4	1-1-2	3.5	0	0	1	0	1	1	4	6.5	
at UCF	18	3-6	0-1	0-0	1-1-2	3.0	1	0	1	0	2	2	6	6.3	
Quinnipiac	15	2-3	0-0	0-0	1-2-3	3.0	1	0	1	0	0	0	4	5.8	
vs. Missouri St.	7	0-0	0-0	0-0	1-0-1	2.6	1	0	0	1	1	0	0	4.6	
vs. Florida	19	2-5	0-1	0-0	0-1-1	2.3	2	0	0	0	1	1	4	4.5	
vs. UConn	20	1-4	0-1	0-1	1-1-2	2.3	0	0	0	3	3	1	2	4.1	
at Illinois	4	0-0	0-0	0-0	0-0-0	2.0	0	0	0	0	0	0	1	0	3.6
Alabama A&M	3	0-0	0-0	0-0	0-0-0	1.8	0	0	0	0	0	0	0	0	3.2
vs. Temple	DNP														
Coppin St.	8	1-2	1-2	0-0	0-2-2	1.8	1	0	0	3	1	0	3	3.2	
at Clemson	DNP														
Duke	6	0-0	0-0	0-0	0-0-0	1.6	0	0	0	0	0	1	0	2.9	
at Louisville	5	0-1	0-1	0-0	0-0-0	1.5	1	0	0	0	0	1	0	2.7	
Pittsburgh	DNP														
at NC State	DNP														
Florida St.	13	0-3	0-2	2-2	2-1-3	1.6	2	0	0	1	1	0	2	2.6	
at Duke	24	1-3	0-1	2-2	3-1-4	1.8	2	0	0	0	1	1	4	2.7	
at N. Carolina	25	4-8	1-4	5-5	0-3-3	1.9	3	0	0	2	0	1	14	3.5	
Va. Tech	13	3-6	0-0	1-1	2-2-4	2.0	1	0	0	0	2	0	7	3.7	
at Pittsburgh	6	0-1	0-1	0-0	1-1-2	2.0	1	0	0	1	0	0	0	3.5	
NC State	21	3-5	0-0	0-0	3-4-7	2.3	3	0	0	1	1	1	6	3.6	
at Florida St.	21	0-3	0-2	0-0	1-4-5	2.4	2	0	2	0	1	1	0	3.4	
Boston Col.	16	4-7	0-0	1-2	3-0-3	2.5	4	0	0	1	0	1	9	3.7	
Wake For.	11	1-4	0-0	0-0	0-1-1	2.4	2	0	0	0	0	0	2	3.6	
at Va. Tech	3	0-0	0-0	0-0	0-1-1	2.3	2	0	0	0	0	0	0	3.5	
at Notre Dame	10	2-5	0-1	0-0	0-1-1	2.3	0	0	0	0	1	0	4	3.5	
at Ga. Tech	DNP														
Virginia	DNP														
Syracuse	10	1-2	0-0	0-0	0-1-1	2.2	0	0	0	1	1	0	2	3.4	
vs. Clemson	0	0-0	0-0	0-2	0-0-0	2.1	0	0	0	0	0	0	0	3.3	

WALKER'S CAREER HIGHS

Points

Career: 14 at North Carolina, 1/25/20
ACC: 14 at North Carolina, 1/25/20

Rebounds

Career: 7 NC State, 2/5/20
ACC: 7 NC State, 2/5/20

Assists

Career: 2 at Florida State, 2/8/20
ACC: 2 at Florida State, 2/8/20

Steals

Career: 2 at UCF, 11/12/19
ACC: 1 7x, last vs. Boston College, 2/12/20

Blocked Shots

Career: 3 vs. UConn, 11/24/19
ACC: 2 Virginia Tech, 1/28/20

Field Goals Made

Career: 4 2x, last vs. Boston College, 2/12/20
ACC: 4 2x, last vs. Boston College, 2/12/20

Field Goal Attempts

Career: 8 at North Carolina, 1/25/20
ACC: 8 at North Carolina, 1/25/20

Free Throws Made

Career: 5 at North Carolina, 1/25/20
ACC: 5 at North Carolina, 1/25/20

Free Throw Attempts

Career: 5 at North Carolina, 1/25/20
ACC: 5 at North Carolina, 1/25/20

3-Point Field Goals Made

Career: 1 3x, last at North Carolina, 1/25/20
ACC: 1 2x, last at North Carolina, 1/25/20


3-Point Field Goal Attempts

Career: 4 at North Carolina, 1/25/20
ACC: 4 at North Carolina, 1/25/20

Minutes

Career: 25 at North Carolina, 1/25/20
ACC: 25 at North Carolina, 1/25/20

HURRICANES



2

ISAIAH WONG

SOPHOMORE • 6-3 • 180 • GUARD

PISCATAWAY, N.J.

MONSIGNOR BONNER (PA.)

As a Freshman (2019-20): *Two-time ACC Freshman of the Week (2/17, 2/24) ... College Sports Madness ACC Player of the Week (2/17)*

One of three Hurricanes to appear in all 31 games, earning starts in the final 13 ... Averaged 7.7 points, 3.0 rebounds and 1.0 assist in 21.2 minutes per contest ... Shot 82.9 percent from the free-throw line and 37.3 percent from 3-point range, both second-best on the team ... Fourth Hurricane to win multiple ACC Freshman of the Week honors and the second to do so back-to-back, joining Lonnie Walker IV (February 2018) ... Lone player to claim the accolade consecutively in 2019-20 and just the 14th in the nine seasons since Jim Larraga got to Miami ... Tied for seventh in ACC-only free-throw percentage with an 80.9 clip ... Tied for the most made free throws in a game (14) without a miss by an ACC player—the second-best mark at Miami since the program rebirth in 1985-96—and tied for the third-most made free throws ... Fourth of five DI players in the last 10 years to record a 27-point, 12-rebound game while hitting 14 free throws without a miss and the first high-major player to do so since USC junior Nikola Vucevic on 12/29/10 ... First DI freshman in the last decade to notch a 25-point, 10-rebound game while making 10 free throws without a miss and one of just three players nationally to do so in 2019-20, joining Washington State sophomore CJ Elleby and Coastal Carolina sophomore DeVante Jones ... First Miami freshman with a double-double since Bruce Brown Jr., on 12/22/16, first to do so in league play since Dwayne Collins on 2/21/07 and first to do so on the road since Collins on 1/16/07 ... Sixth Miami freshman (fifth true) since the program rebirth to notch back-to-back 20-point games, including the second in the ACC era and fourth in league play ... Fifth Miami freshman (fourth true) since the program rebirth with multiple 20-point road games and the second to do so in conference action, joining Darius Rice (2000-01 in the BIG EAST) ... One of 13 Miami freshmen (11 true) since the program rebirth with at least three 20-point showings, including the fourth of the ACC era, alongside Lonnie Walker (2017-18), Bruce Brown Jr. (2016-17) and Durand Scott (2009-10) ... Ninth freshman (eighth true) since the program rebirth to tally a 25-point performance, including the fifth (fourth true) to do so on the road ... Logged the second-best single-season free-throw percentage and third-most made free throws (63) by a Miami freshman in the ACC era, as well as played the second-most minutes (42) in a game by a Miami freshman in that time ... Shot 49-of-53 (92.5 percent) from the line in the last 13 games, making his final 28 attempts ... Posted the most (14) and tied for the second-most (eight) made free throws in a game by a Hurricane, as well as tied for the best single-game field goal clip (5-of-6), tallied three of the four perfect 3-point marks on multiple attempts and tied for the third-most points (27) in an outing ... Scored 10-plus points 10 times, all in the final 13 games, notching 15-plus in six outings and 20-plus thrice ... Logged five-plus assists on seven occasions, reaching double figures once, and played 30-plus minutes eight times, all in the last 13 games ... Led the Hurricanes in scoring in seven outings and in rebounding three

times ... Made his collegiate debut with 17 minutes in the season opener against fifth-ranked Louisville (11/5) ... Made his first start at North Carolina (1/25) and finished with 19 points and three assists, shooting 6-of-11 from the floor and 5-of-5 at the line in 35 minutes ... Tallied 15 points in 39 minutes at Pittsburgh (2/2), finishing 5-of-6 from the floor, including his first 2-of-2 3-point clip in a four-game span ... Compiled 12 points, seven rebounds and a season-high three steals in 39 minutes against NC State (2/5) ... Put up 23 points on 8-of-12 shooting, both marks season highs, at eighth-ranked Florida State (2/8) ... Notched 21 points on 7-of-10 shooting, adding five rebounds and three assists, versus Boston College (2/12) ... Set season highs in points (27), free throws made (14) and attempted (14), rebounds (12), and minutes played (42) in the triple-overtime win at Virginia Tech (2/19), hitting game-tying jump-shots in the final 20 seconds of the first two extra sessions ... Scored 12 points at Notre Dame (2/23) to conclude a nine-game double-digit scoring streak ... Posted 18 points, nine boards, a season-high four assists and a season-high-tying three steals in 37 minutes in the overtime triumph versus Syracuse (3/7) to cap the regular season.

High School: Graduated from Monsignor Bonner (Pa.) ...

Consensus top-90, four-star recruit ... Ranked No. 78 nationally, including No. 12 among point guards, by Rivals ... Tabbed No. 83 in the country and No. 16 among shooting guards by ESPN ... Listed No. 87 overall, including No. 13 among combo guards, by 247Sports, as well as No. 79 nationally in its composite rankings ... McDonald's All-American Game nominee ... Helped Bonner go 22-6 and reach the 4A state finals his senior season, logging 29 points and eight rebounds in the title game ... Averaged 22.0 points and 7.4 rebounds per game, claiming a second straight Philadelphia Catholic League MVP distinction ... Posted 22.3 points and 6.9 boards per game as a junior, winning his first PCL MVP award ... Attended Notre Dame (N.J.) the first two years of his high school tenure ... Won the Mercer County Tournament title as a freshman ... Notable Bonner alums include former NBA general managers John Nash and Ed Stafanski, La Salle head men's basketball coach Ashley Howard, Villanova head women's basketball coach Harry Perretta, 1973 Heisman Trophy winner John Cappelletti and 12-year NFL veteran Anthony Becht.

Personal: Full name is Isaiah Robert-Johan Wong ... Nickname is Zay ... Born Jan. 28, 2001 ... Parents are Terrence and Lachelle Wong ... Has two older brothers, Brian and Tyler, and a younger brother, Elijah ... Majoring in sport administration ... Favorite athlete is Kobe Bryant ... Best sports memory is making a game-winning shot against Roman Catholic in a league game as a senior ... Chose Miami because he felt it was a great opportunity and he could have a big role ... Committed to Miami over Clemson, Connecticut, Pittsburgh and Villanova.

WONG CAREER STATISTICS

Season	GP	GS	Min.	Avg.	3-Point			Free Throws			Rebounds			Scoring											
					FG	FGA	Pct.	FG	FGA	Pct.	FT	FTA	Pct.	Off.	Def.	Tot.	Avg.	PF	FO	Ast.	TO	Bk	Stl	Pts.	Avg.
2019-20	31	13	657	21.2	79	190	.416	19	51	.373	63	76	.829	33	59	92	3.0	43	0	32	52	11	15	240	7.7
Total	31	13	657	21.2	79	190	.416	19	51	.373	63	76	.829	33	59	92	3.0	43	0	32	52	11	15	240	7.7

2019-20	GS	Min	FG	3FG	FT	O-D-T	Avg	PF	FO	A	TO	Blk	Stl	Pts	Avg	
Louisville	17	1-6	0-2	0-2	1-1-2	2.0	0	0	0	2	0	0	2	4	3.0	
Fla. Atlantic	13	1-3	0-0	2-2	1-0-1	1.5	0	0	0	1	0	0	1	0	4	3.0
at UCF	7	0-0	0-0	0-0	1-0-1	1.3	0	0	0	0	0	0	0	0	2.0	
Quinnipiac	15	2-8	1-1	2-2	1-0-1	1.3	0	0	2	0	0	0	0	7	3.3	
vs. Missouri St.	11	2-3	1-1	0-0	0-0-0	1.0	1	0	2	1	0	0	0	5	3.6	
vs. Florida	11	2-4	0-2	1-1	0-3-3	1.3	0	0	1	1	0	0	0	5	3.8	
vs. UConn	20	3-5	1-2	0-0	0-1-1	1.3	1	0	3	1	1	0	0	7	4.3	
at Illinois	18	1-2	0-0	0-0	0-2-2	1.4	3	0	0	2	1	0	0	2	4.0	
Alabama A&M	16	1-7	0-1	2-2	1-1-2	1.4	0	0	1	0	0	1	0	4	4.0	
vs. Temple	4	0-0	0-0	0-0	0-0-0	1.3	0	0	0	1	0	0	0	0	3.6	
Coppin St.	14	1-3	1-2	0-0	0-2-2	1.4	1	0	2	2	1	0	0	3	3.5	
at Clemson	5	0-0	0-0	0-0	0-1-1	1.3	2	0	0	2	0	0	0	0	3.3	
Duke	8	1-2	0-0	0-1	0-1-1	1.3	0	0	0	1	0	0	0	2	3.2	
at Louisville	26	1-6	0-2	1-1	1-1-2	1.4	3	0	0	0	0	0	0	3	3.1	
Pittsburgh	10	1-2	0-0	0-2	2-1-3	1.5	1	0	0	1	0	0	0	2	3.1	
at NC State	20	0-6	0-0	2-4	4-2-6	1.8	2	0	0	0	0	0	1	2	3.0	
Florida St.	2	0-0	0-0	0-0	0-2-2	1.8	0	0	0	2	0	0	0	0	2.8	
at Duke	15	2-7	0-0	4-6	1-0-1	1.7	1	0	0	1	0	2	8	3.1		
at N. Carolina *	35	6-11	2-6	5-5	0-2-2	1.7	2	0	3	2	1	0	0	19	3.9	
Va. Tech *	29	3-7	1-2	3-3	1-0-1	1.7	1	0	1	1	1	0	0	10	4.3	
at Pittsburgh *	39	5-6	2-2	3-4	1-1-2	1.7	4	0	0	3	1	1	1	15	4.8	
NC State *	39	3-8	1-2	5-6	1-6-7	2.0	3	0	2	2	0	3	12	5.1		
at Florida St. *	29	8-12	2-2	5-6	0-1-1	1.9	3	0	1	6	0	0	0	23	5.9	
Boston Col. *	30	7-10	2-2	5-6	0-5-5	2.0	2	0	3	0	1	0	0	21	6.5	
Wake For *	29	5-10	1-4	2-2	1-3-4	2.1	1	0	3	1	0	1	13	6.8		
at Va. Tech *	42	6-16	1-4	14-14	3-9-12	2.5	2	0	1	5	1	0	0	27	7.5	
at Notre Dame*	31	5-11	0-2	2-2	1-2-3	2.5	1	0	0	1	0	1	0	12	7.7	
at Ga. Tech *	26	3-8	0-1	0-0	4-2-6	2.6	3	0	0	4	1	1	6	7.6		
Virginia *	28	0-5	0-1	0-0	1-2-3	2.7	2	0	0	4	1	0	0	7.4		
Syracuse *	37	6-13	2-6	4-4	5-4-9	2.9	2	0	4	3	1	3	18	7.7		
vs. Clemson *	31	3-9	1-4	1-1	2-4-6	3.0	2	0	3	2	0	1	8	7.7		

WONG'S CAREER HIGHS

Points

Career: 27 at Virginia Tech, 2/19/20
ACC: 27 at Virginia Tech, 2/19/20

Rebounds

Career: 12 at Virginia Tech, 2/19/20
ACC: 12 at Virginia Tech, 2/19/20

Assists

Career: 4 Syracuse, 3/7/20
ACC: 4 Syracuse, 3/7/20

Steals

Career: 3 NC State, 2/5/20
ACC: 3 NC State, 2/5/20

Blocked Shots

Career: 1 11x, last vs. Syracuse, 3/7/20
ACC: 1 8x, last vs. Syracuse, 3/7/20

Field Goals Made

Career: 8 at Florida State, 2/8/20
ACC: 8 at Florida State, 2/8/20

Field Goal Attempts

Career: 16 at Virginia Tech, 2/19/20
ACC: 16 at Virginia Tech, 2/19/20

Free Throws Made

Career: 14 at Virginia Tech, 2/19/20
ACC: 14 at Virginia Tech, 2/19/20

Free Throw Attempts

Career: 14 at Virginia Tech, 2/19/20
ACC: 14 at Virginia Tech, 2/19/20

3-Point Field Goals Made

Career: 2 4x, last vs. Syracuse, 3/7/20
ACC: 2 4x, last vs. Syracuse, 3/7/20

3-Point Field Goal Attempts

Career: 6 at North Carolina, 1/25/20
ACC: 6 at North Carolina, 1/25/20

Minutes

Career: 42 at Virginia Tech, 2/19/20
ACC: 42 at Virginia Tech, 2/19/20

CAREER DOUBLE-DOUBLES (1)

27pts, 12reb at Virginia Tech, 2/19/20





2019-20 SEASON REVIEW

Game Results.....	66
Season Statistics.....	67
ACC Statistics.....	68
Non-Conference Statistics.....	69
Win/Loss Statistics.....	70-71
Home/Away/Neutral Statistics.....	72-74
Team Game-by-Game Comparison.....	75
Team Game-by-Game.....	76
Opponent Game-by-Game.....	77
Team Game Highs/Lows.....	78-79
Opponent Game Highs/Lows.....	80-81
Player Game-by-Game Highs.....	82-83
Player Game Highs.....	84-85
Opponent Player Game Highs.....	86
Category Leaders.....	87-88
Player Game-by-Game Pts-Reb-Ast.....	89
Top Individual Performances & Trends.....	90
Box Scores.....	91-98
ACC Season in Review.....	99
ACC Awards.....	100
ACC Individual Leaders.....	101
ACC Team Statistics.....	102-104

GAME RESULTS

All games

RECORD:	OVERALL	HOME	AWAY	NEUTRAL
ALL GAMES	15-16	9-5	4-8	2-3
CONFERENCE	7-13	5-5	2-8	0-0
NON-CONFERENCE	8-3	4-0	2-0	2-3

Date	Opponent	Score	Att.	High Points	High Rebounds
11/05/19	*#5 LOUISVILLE	74-87 L	7576	(18)Chris Lykes	(9)Rodney Miller
11/08/19	FLORIDA ATLANTIC	w 74-60	5168	(15)Chris Lykes	(11)Sam Waardenburg
11/12/19	at UCF	w 79-70	7514	(17)Kameron McGusty	(10)Kameron McGusty
11/16/19	QUINNIPIAC	w 80-52	4882	(22)Kameron McGusty	(10)DJ Vasiljevic
11/21/19	#vs Missouri State	w 74-70	2914	(25)DJ Vasiljevic	(8)Rodney Miller
11/22/19	#vs Florida	58-78 L	3245	(16)Chris Lykes	(5)Sam Waardenburg
					(5)Kameron McGusty
11/24/19	#vs UConn	55-80 L	3122	(11)DJ Vasiljevic	(5)Sam Waardenburg
12/02/19	+at Illinois	w 81-79	11819	(28)Chris Lykes	(8)Sam Waardenburg
12/14/19	ALABAMA A&M	w 88-74	4649	(21)Kameron McGusty	(9)Sam Waardenburg
12/17/19	&vs Temple	w 78-77	5064	(17)Chris Lykes	(10)Kameron McGusty
12/21/19	COPPIN STATE	w 91-60	4963	(28)Kameron McGusty	(11)Sam Waardenburg
12/31/19	*at Clemson	Wot 73-68	5549	(27)Chris Lykes	(9)Keith Stone
01/04/20	*#2 DUKE	62-95 L	7049	(12)Kameron McGusty	(6)Sam Waardenburg
01/07/20	*at #13/11 Louisville	58-74 L	14980	(18)Kameron McGusty	(10)Sam Waardenburg
					(18)Chris Lykes
01/12/20	*PITTSBURGH	w 66-58	6387	(19)Kameron McGusty	(10)Sam Waardenburg
01/15/20	*at NC State	63-80 L	15801	(20)Chris Lykes	(8)Kameron McGusty
01/18/20	*#9 FLORIDA STATE	79-83 Lot	6212	(24)Chris Lykes	(11)Sam Waardenburg
01/21/20	*at #8 Duke	59-89 L	9314	(13)Rodney Miller	(13)Rodney Miller
					(13)Kameron McGusty
01/25/20	*at North Carolina	71-94 L	21125	(19)Isaiah Wong	(4)Rodney Miller
01/28/20	*VIRGINIA TECH	w 71-61	5197	(18)DJ Vasiljevic	(8)Rodney Miller
02/02/20	*at Pittsburgh	57-62 L	9759	(16)Rodney Miller	(9)DJ Vasiljevic
02/05/20	*NC STATE	72-83 L	5164	(20)Harlond Beverly	(7)Anthony Walker
					(7)Isaiah Wong
					(7)Sam Waardenburg
02/08/20	*at #8 Florida State	81-99 L	11500	(23)Isaiah Wong	(5)Anthony Walker
02/12/20	*BOSTON COLLEGE	w 85-58	5465	(21)Isaiah Wong	(7)Harlond Beverly
					(7)Rodney Miller
02/15/20	*WAKE FOREST	w 71-54	5360	(13)Chris Lykes	(10)Rodney Miller
					(13)Isaiah Wong
02/19/20	*at Virginia Tech	Wo3 102-95	8428	(27)Isaiah Wong	(18)Keith Stone
02/23/20	*at Notre Dame	71-87 L	7351	(12)Isaiah Wong	(6)Rodney Miller
					(12)Harlond Beverly
					(6)Keith Stone
					(6)Harlond Beverly
02/29/20	*at Georgia Tech	57-63 L	6681	(14)Chris Lykes	(6)Isaiah Wong
03/04/20	*#22 VIRGINIA	44-46 L	5318	(16)Chris Lykes	(7)Keith Stone
03/07/20	*SYRACUSE	Wot 69-65	6025	(18)Isaiah Wong	(9)Sam Waardenburg
					(9)Isaiah Wong
03/11/20	^vs Clemson	64-69 L	20809	(21)Chris Lykes	(8)Sam Waardenburg

- * = Conference game
- # = Charleston Classic (Charleston, S.C.)
- + = Big Ten/ACC Challenge (Champaign, Ill.)
- & = Air Force Reserve Basketball Hall of Fame Invitational (Brooklyn, N.Y.)
- ^ = ACC Tournament (Greensboro, N.C.)

Attendance Summary	Games	Attend	Avg/Game
Home	14	79415	5672
Away	12	129821	10818
Neutral	5	35154	7031
Total	31	244390	7884

SEASON IN REVIEW

SEASON STATISTICS

All games

RECORD:	OVERALL	HOME	AWAY	NEUTRAL
ALL GAMES	15-16	9-5	4-8	2-3
CONFERENCE	7-13	5-5	2-8	0-0
NON-CONFERENCE	8-3	4-0	2-0	2-3

#	Player	Total			3-Point			F-Throw			Rebounds			Other			pts	avg				
		gp-gs	min	avg	fg-fga	fg%	3fg-fga	3fg%	ft-fla	ft%	off	def	tot	avg	pf	dq			a	to	blk	stl
00	Chris Lykes	26-24	780	30.0	140-324	.432	51-134	.381	70-86	.814	10	45	55	2.1	68	1	62	54	7	28	401	15.4
01	DJ Vasiljevic	31-31	1049	33.8	138-338	.408	73-212	.344	60-68	.882	10	120	130	4.2	41	0	32	27	2	18	409	13.2
23	Kameron McGusty	28-21	824	29.4	130-299	.435	38-116	.328	51-68	.750	13	98	111	4.0	35	0	44	64	5	19	349	12.5
02	Isaiah Wong	31-13	657	21.2	79-190	.416	19-51	.373	63-76	.829	33	59	92	3.0	43	0	32	52	11	15	240	7.7
05	Harlord Beverly	31-5	617	19.9	85-210	.405	14-64	.219	40-54	.741	11	60	71	2.3	48	0	71	69	6	21	224	7.2
14	Rodney Miller	30-28	723	24.1	92-160	.575	0-1	.000	32-53	.604	57	108	165	5.5	68	0	14	21	22	19	216	7.2
21	Sam Waardenburg	30-24	848	28.3	61-148	.412	13-52	.250	41-60	.683	49	132	181	6.0	53	1	31	34	33	23	176	5.9
04	Keith Stone	18-9	421	23.4	31-89	.348	7-37	.189	20-26	.769	27	56	83	4.6	50	2	17	17	12	19	89	4.9
11	Anthony Walker	25-0	308	12.3	32-79	.405	3-19	.158	15-23	.652	23	30	53	2.1	31	0	5	15	17	13	82	3.3
22	Deng Gak	7-0	84	12.0	5-8	.625	0-0	.000	2-6	.333	4	10	14	2.0	7	0	1	2	4	4	12	1.7
15	Willie Herenton	11-0	28	2.5	3-7	.429	1-4	.250	2-2	1.000	0	2	2	0.2	2	0	1	2	0	3	9	0.8
13	Filippos Gkogkos	7-0	14	2.0	0-3	.000	0-0	.000	0-0	.000	1	2	3	0.4	1	0	0	0	0	1	0	0.0
Team											54	55	109				17					
Total.....		31	6353		796-1855	.429	219-690	.317	396-522	.759	292	777	1069	34.5	447	4	310	374	119	183	2207	71.2
Opponents.....		31	6350		862-1945	.443	229-675	.339	317-445	.712	364	831	1195	38.5	505	-	471	384	134	191	2270	73.2

TEAM STATISTICS	UM	OPP	Date	Opponent	Score	Att.
SCORING	2207	2270	* 11/05/19	#5 LOUISVILLE	L 74-87	7576
Points per game	71.2	73.2	11/08/19	FLORIDA ATLANTIC	w 74-60	5168
Scoring margin	-2.0	-	11/12/19	at UCF	w 79-70	7514
FIELD GOALS-ATT	796-1855	862-1945	11/16/19	QUINNIPIAC	w 80-52	4882
Field goal pct	.429	.443	# 11/21/19	vs Missouri State	w 74-70	2914
3 POINT FG-ATT	219-690	229-675	# 11/22/19	vs Florida	L 58-78	3245
3-point FG pct	.317	.339	# 11/24/19	vs UConn	L 55-80	3122
3-pt FG made per game	7.1	7.4	+ 12/02/19	at Illinois	w 81-79	11819
FREE THROWS-ATT	396-522	317-445	12/14/19	ALABAMA A&M	w 88-74	4649
Free throw pct	.759	.712	& 12/17/19	vs Temple	w 78-77	5064
F-Throws made per game	12.8	10.2	12/21/19	COPPIN STATE	w 91-60	4963
REBOUNDS	1069	1195	* 12/31/19	at Clemson	Wot 73-68	5549
Rebounds per game	34.5	38.5	* 01/04/20	#2 DUKE	L 62-95	7049
Rebounding margin	-4.1	-	* 01/07/20	at #13/11 Louisville	L 58-74	14980
ASSISTS	310	471	* 01/12/20	PITTSBURGH	w 66-58	6387
Assists per game	10.0	15.2	* 01/15/20	at NC State	L 63-80	15801
TURNOVERS	374	384	* 01/18/20	#9 FLORIDA STATE	Lot 79-83	6212
Turnovers per game	12.1	12.4	* 01/21/20	at #8 Duke	L 59-89	9314
Turnover margin	+0.3	-	* 01/25/20	at North Carolina	L 71-94	21125
Assist/turnover ratio	0.8	1.2	* 01/28/20	VIRGINIA TECH	w 71-61	5197
STEALS	183	191	* 02/02/20	at Pittsburgh	L 57-62	9759
Steals per game	5.9	6.2	* 02/05/20	NC STATE	L 72-83	5164
BLOCKS	119	134	* 02/08/20	at #8 Florida State	L 81-99	11500
Blocks per game	3.8	4.3	* 02/12/20	BOSTON COLLEGE	w 85-58	5465
ATTENDANCE	79415	164975	* 02/15/20	WAKE FOREST	w 71-54	5360
Home games-Avg/Game	14-5672	12-10818	* 02/19/20	at Virginia Tech	Wot3 102-95	8428
Neutral site-Avg/Game	-	5-7031	* 02/23/20	at Notre Dame	L 71-87	7351
			* 02/29/20	at Georgia Tech	L 57-63	6681
Score by Periods	1st	2nd	OT	OT2	OT3	Totals
Miami	1004	1144	41	6	12	2207
Opponents	1045	1178	36	6	5	2270

* = Conference game
 # = Charleston Classic (Charleston, S.C.)
 + = Big Ten/ACC Challenge (Champaign, Ill.)
 & = Air Force Reserve Basketball Hall of Fame Invitational (Brooklyn, N.Y.)
 ^ = ACC Tournament (Greensboro, N.C.)



Conference games only

RECORD:	OVERALL	HOME	AWAY	NEUTRAL
ALL GAMES	7-13	5-5	2-8	0-0
CONFERENCE	7-13	5-5	2-8	0-0
NON-CONFERENCE	0-0	0-0	0-0	0-0

#	Player	Total			3-Point			F-Throw		Rebounds															
		gp-gs	min	avg	fg%	3fg-fga	3fg%	ft-fa	ft%	off	def	tot	avg	pf	dq	a	to	blk	stl	pts	avg				
00	Chris Lykes	15-14	463	30.9	81-195	.415	29-76	.382	43-51	.843	9	25	34	2.3	39	1	35	34	5	11	234	15.6			
01	DJ Vasiljevic	20-20	693	34.7	80-224	.357	41-142	.289	41-49	.837	7	82	89	4.5	25	0	21	19	1	13	242	12.1			
23	Kameron McGusty	17-10	478	28.1	68-158	.430	19-59	.322	27-37	.730	8	47	55	3.2	24	0	20	45	3	6	182	10.7			
02	Isaiah Wong	20-12	497	24.9	63-146	.432	14-38	.368	55-68	.809	27	46	73	3.7	35	0	18	41	8	13	195	9.8			
14	Rodney Miller	19-18	480	25.3	62-109	.569	0-1	.000	27-42	.643	38	76	114	6.0	43	0	6	15	14	13	151	7.9			
05	Harford Beverly	20-5	430	21.5	57-147	.388	7-48	.146	26-33	.788	8	41	49	2.5	31	0	45	48	5	16	147	7.4			
21	Sam Waardenburg	19-13	547	28.8	33-90	.367	7-35	.200	31-41	.756	28	79	107	5.6	32	1	21	20	13	104	5.5				
04	Keith Stone	13-8	324	24.9	22-70	.314	6-31	.194	12-15	.800	21	47	68	5.2	34	1	14	12	9	16	62	4.8			
11	Anthony Walker	15-0	202	13.5	22-54	.407	2-14	.143	13-16	.813	18	22	40	2.7	25	0	2	8	8	7	59	3.9			
15	Willie Herenton	7-0	17	2.4	3-5	.600	1-2	.500	2-2	1.000	0	2	2	0.3	1	0	1	1	0	2	9	1.3			
13	Filippos Gkogkos	5-0	10	2.0	0-3	.000	0-0	.000	0-0	.000	1	0	1	0.2	0	0	0	0	0	1	0	0.0			
22	Deng Gak	1-0	12	12.0	0-0	.000	0-0	.000	0-1	.000	0	2	2	2.0	0	0	0	1	2	2	0	0.0			
Team												38	36	74						12					
Total.....		20	4153		491-1201		409	126-446		.283	277-355		780	203	505	708	35.4	289	3	183	256	75	113	1385	69.2
Opponents.....		20	4150		571-1278		447	150-424		.354	209-292		716	236	543	779	39.0	339	-	312	243	95	136	1501	75.1

SEASON IN REVIEW

TEAM STATISTICS	UM	OPP	Date	Opponent	Score	Att.
SCORING	1385	1501	* 11/05/19	#5 LOUISVILLE	L 74-87	7576
Points per game	69.2	75.1	* 12/31/19	at Clemson	Wot 73-68	5549
Scoring margin	-5.8	-	* 01/04/20	#2 DUKE	L 62-95	7049
FIELD GOALS-ATT	491-1201	571-1278	* 01/07/20	at #13/11 Louisville	L 58-74	14980
Field goal pct	.409	.447	* 01/12/20	PITTSBURGH	w 66-58	6387
3 POINT FG-ATT	126-446	150-424	* 01/15/20	at NC State	L 63-80	15801
3-point FG pct	.283	.354	* 01/18/20	#9 FLORIDA STATE	Lot 79-83	6212
3-pt FG made per game	6.3	7.5	* 01/21/20	at #8 Duke	L 59-89	9314
FREE THROWS-ATT	277-355	209-292	* 01/25/20	at North Carolina	L 71-94	21125
Free throw pct	.780	.716	* 01/28/20	VIRGINIA TECH	w 71-61	5197
F-Throws made per game	13.9	10.5	* 02/02/20	at Pittsbuigh	L 57-62	9759
REBOUNDS	708	779	* 02/05/20	NC STATE	L 72-83	5164
Rebounds per game	35.4	39.0	* 02/08/20	at #8 Florida State	L 81-99	11500
Rebounding margin	-3.5	-	* 02/12/20	BOSTON COLLEGE	w 85-58	5465
ASSISTS	183	312	* 02/15/20	WAKE FOREST	w 71-54	5360
Assists per game	9.2	15.6	* 02/19/20	at Virginia Tech	Wo3 102-95	8428
TURNOVERS	256	243	* 02/23/20	at Notre Dame	L 71-87	7351
Turnovers per game	12.8	12.2	* 02/29/20	at Georgia Tech	L 57-63	6681
Turnover margin	-0.6	-	* 03/04/20	#22 VIRGINIA	L 44-46	5318
Assist/turnover ratio	0.7	1.3	* 03/07/20	SYRACUSE	Wot 69-65	6025
STEALS	113	136				
Steals per game	5.7	6.8	* = Conference game			
BLOCKS	75	95				
Blocks per game	3.8	4.8				
ATTENDANCE	59753	110488				
Home games-Avg/Game	10-5975	10-11049				
Neutral site-Avg/Game	-	0-0				

Score by Periods	1st	2nd	OT	OT2	OT3	Totals
Miami	622	704	41	6	12	1385
Opponents	717	737	36	6	5	1501

NON-CONFERENCE STATISTICS

Non-conference games

RECORD:	OVERALL	HOME	AWAY	NEUTRAL
ALL GAMES	8-3	4-0	2-0	2-3
CONFERENCE	0-0	0-0	0-0	0-0
NON-CONFERENCE	8-3	4-0	2-0	2-3

#	Player	gp-gs		Total		3-Point		F-Throw		Rebounds					pts	avg											
		min	avg	fg-fga	fg%	3fg-fga	3fg%	ft-fa	ft%	off	def	tot	avg	pf			dq	a	to	blk	stl						
00	Chris Lykes	11-10	317	28.8	59-129	457	22-58	.379	27-35	.771	1	20	21	1.9	29	0	27	20	2	17	167	15.2					
01	DJ Vasiljevic	11-11	356	32.4	58-114	.509	32-70	.457	19-19	1.000	3	38	41	3.7	16	0	11	8	1	5	167	15.2					
23	Kameron McGusty	11-11	346	31.5	62-141	.440	19-57	.333	24-31	.774	5	51	56	5.1	11	0	24	19	2	13	167	15.2					
05	Harford Beverly	11-0	187	17.0	28-63	.444	7-16	.438	14-21	.667	3	19	22	2.0	17	0	26	21	1	5	77	7.0					
21	Sam Waardenburg	11-11	301	27.4	28-58	.483	6-17	.353	10-19	.526	21	53	74	6.7	21	0	10	14	13	10	72	6.5					
14	Rodney Miller	11-10	243	22.1	30-51	.588	0-0	.000	5-11	.455	19	32	51	4.6	25	0	8	6	8	6	65	5.9					
04	Keith Stone	5-1	97	19.4	9-19	.474	1-6	.167	8-11	.727	6	9	15	3.0	16	1	3	5	3	3	27	5.4					
02	Isaiah Wong	11-1	160	14.5	16-44	.364	5-13	.385	8-8	1.000	6	13	19	1.7	8	0	14	11	3	2	45	4.1					
11	Anthony Walker	10-0	106	10.6	10-25	.400	1-5	.200	2-7	.286	5	8	13	1.3	6	0	3	7	9	6	23	2.3					
22	Deng Gak	6-0	72	12.0	5-8	.625	0-0	.000	2-5	.400	4	8	12	2.0	7	0	1	1	2	2	12	2.0					
15	Willie Herenton	4-0	11	2.8	0-2	.000	0-2	.000	0-0	.000	0	0	0	0.0	1	0	0	1	0	1	0	0.0					
13	Filippos Gkogkos	2-0	4	2.0	0-0	.000	0-0	.000	0-0	.000	0	2	2	1.0	1	0	0	0	0	0	0	0.0					
Team																16			19			35			5		
Total.....		11	2200	305-654		466	93-244	.381	119-167	.713	89	272	361	32.8	158	1	127	118	44	70	822	74.7					
Opponents.....		11	2200	291-667		436	79-251	.315	108-153	.706	128	288	416	37.8	166	-	159	141	39	55	769	69.9					

TEAM STATISTICS

	UM	OPP
SCORING	822	769
Points per game	74.7	69.9
Scoring margin	+4.8	-
FIELD GOALS-ATT	305-654	291-667
Field goal pct	.466	.436
3 POINT FG-ATT	93-244	79-251
3-point FG pct	.381	.315
3-pt FG made per game	8.5	7.2
FREE THROWS-ATT	119-167	108-153
Free throw pct	.713	.706
F-Throws made per game	10.8	9.8
REBOUNDS	361	416
Rebounds per game	32.8	37.8
Rebounding margin	-5.0	-
ASSISTS	127	159
Assists per game	11.5	14.5
TURNOVERS	118	141
Turnovers per game	10.7	12.8
Turnover margin	+2.1	-
Assist/turnover ratio	1.1	1.1
STEALS	70	55
Steals per game	6.4	5.0
BLOCKS	44	39
Blocks per game	4.0	3.5
ATTENDANCE	19662	54487
Home games-Avg/Game	4-4916	2-9666
Neutral site-Avg/Game	-	5-7031

Date	Opponent	Score	Att.
11/08/19	FLORIDA ATLANTIC	w 74-60	5168
11/12/19	at UCF	w 79-70	7514
11/16/19	QUINNIPIAC	w 80-52	4882
# 11/21/19	vs Missouri State	w 74-70	2914
# 11/22/19	vs Florida	L 58-78	3245
# 11/24/19	vs UConn	L 55-80	3122
+ 12/02/19	at Illinois	w 81-79	11819
12/14/19	ALABAMA A&M	w 88-74	4649
& 12/17/19	vs Temple	w 78-77	5064
12/21/19	COPPIN STATE	w 91-60	4963
^ 03/11/20	vs Clemson	L 64-69	20809

* = Conference game

= Charleston Classic (Charleston, S.C.)

+ = Big Ten/ACC Challenge (Champaign, Ill.)

& = Air Force Reserve Basketball Hall of Fame Invitational (Brooklyn, N.Y.)

^ = ACC Tournament (Greensboro, N.C.)

Score by Periods	1st	2nd	Totals
Miami	382	440	822
Opponents	328	441	769



WIN STATISTICS

Games won

RECORD:	OVERALL	HOME	AWAY	NEUTRAL
ALL GAMES	15-0	9-0	4-0	2-0
CONFERENCE	7-0	5-0	2-0	0-0
NON-CONFERENCE	8-0	4-0	2-0	2-0

#	Player	gp-gs	min	avg	Total			3-Point		F-Throw		Rebounds					pts	avg				
					fg-fga	fg%	3fg-fga	3fg%	ft-fa	ft%	off	def	tot	avg	pf	dq			a	to	blk	stl
00	Chris Lykes	13-13	387	29.8	73-154	.474	26-66	.394	42-53	.792	1	27	28	2.2	35	1	39	21	4	19	214	16.5
23	Kameron McGusty	15-12	486	32.4	88-181	.486	26-73	.356	32-42	.762	8	59	67	4.5	18	0	23	32	4	10	234	15.6
01	DJ Vasiljevic	15-15	510	34.0	71-159	.447	41-107	.383	35-39	.897	3	61	64	4.3	21	0	18	13	2	10	218	14.5
02	Isaiah Wong	15-5	280	18.7	36-84	.429	10-23	.435	34-37	.919	16	28	44	2.9	16	0	19	20	6	5	116	7.7
21	Sam Waardenburg	14-11	403	28.8	38-83	.458	9-29	.310	17-28	.607	26	69	95	6.8	28	1	18	19	19	10	102	7.3
05	Harford Beverly	15-1	288	19.2	39-89	.438	9-26	.346	19-27	.704	2	34	36	2.4	20	0	46	33	3	15	106	7.1
14	Rodney Miller	15-14	365	24.3	45-73	.616	0-1	.000	12-20	.600	29	59	88	5.9	34	0	9	8	13	6	102	6.8
04	Keith Stone	10-4	232	23.2	16-42	.381	2-13	.154	11-16	.688	16	39	55	5.5	31	2	12	8	7	4	45	4.5
11	Anthony Walker	12-0	120	10.0	16-35	.457	1-3	.333	4-7	.571	9	11	20	1.7	13	0	3	6	8	5	37	3.1
22	Deng Gak	4-0	41	10.3	3-4	.750	0-0	.000	2-3	.667	1	5	6	1.5	4	0	0	0	2	1	8	2.0
15	Willie Herenton	2-0	8	4.0	0-2	.000	0-2	.000	0-0	.000	0	0	0	0.0	1	0	0	1	0	1	0	0.0
13	Filippos Gkogkos	3-0	5	1.7	0-0	.000	0-0	.000	0-0	.000	0	2	2	0.7	1	0	0	0	0	0	0	0.0
Team											22	27	49						9			
Total.....		15	3125		425-906	.469	124-343	.362	208-272	.765	133	421	554	36.9	222	4	187	170	68	86	1182	78.8
Opponents.....		15	3125		380-956	.397	96-341	.282	145-215	.674	187	382	569	37.9	254	-	199	191	53	79	1001	66.7

TEAM STATISTICS

	UM	OPP
SCORING	1182	1001
Points per game	78.8	66.7
Scoring margin	+12.1	-
FIELD GOALS-ATT	425-906	380-956
Field goal pct	.469	.397
3 POINT FG-ATT	124-343	96-341
3-point FG pct	.362	.282
3-pt FG made per game	8.3	6.4
FREE THROWS-ATT	208-272	145-215
Free throw pct	.765	.674
F-Throws made per game	13.9	9.7
REBOUNDS	554	569
Rebounds per game	36.9	37.9
Rebounding margin	-1.0	-
ASSISTS	187	199
Assists per game	12.5	13.3
TURNOVERS	170	191
Turnovers per game	11.3	12.7
Turnover margin	+1.4	-
Assist/turnover ratio	1.1	1.0
STEALS	86	79
Steals per game	5.7	5.3
BLOCKS	68	53
Blocks per game	4.5	3.5
ATTENDANCE	48096	41288
Home games-Avg/Game	9-5344	4-8328
Neutral site-Avg/Game	-	2-3989

Date	Opponent	Score	Att.
11/08/19	FLORIDA ATLANTIC	w 74-60	5168
11/12/19	at UCF	w 79-70	7514
11/16/19	QUINNIPIAC	w 80-52	4882
# 11/21/19	vs Missouri State	w 74-70	2914
+ 12/02/19	at Illinois	w 81-79	11819
12/14/19	ALABAMA A&M	w 88-74	4649
& 12/17/19	vs Temple	w 78-77	5064
12/21/19	COPPIN STATE	w 91-60	4963
* 12/31/19	at Clemson	Wot 73-68	5549
* 01/12/20	PITTSBURGH	w 66-58	6387
* 01/28/20	VIRGINIA TECH	w 71-61	5197
* 02/12/20	BOSTON COLLEGE	w 85-58	5465
* 02/15/20	WAKE FOREST	w 71-54	5360
* 02/19/20	at Virginia Tech	Wo3 102-95	8428
* 03/07/20	SYRACUSE	Wot 69-65	6025

* = Conference game
 # = Charleston Classic (Charleston, S.C.)
 + = Big Ten/ACC Challenge (Champaign, Ill.)
 & = Air Force Reserve Basketball Hall of Fame Invitational (Brooklyn, N.Y.)
 ^ = ACC Tournament (Greensboro, N.C.)

Score by Periods	1st	2nd	OT	OT2	OT3	Totals
Miami	542	591	31	6	12	1182
Opponents	410	558	22	6	5	1001

SEASON IN REVIEW

LOSS STATISTICS

Games lost

RECORD:	OVERALL	HOME	AWAY	NEUTRAL
ALL GAMES	0-16	0-5	0-8	0-3
CONFERENCE	0-13	0-5	0-8	0-0
NON-CONFERENCE	0-3	0-0	0-0	0-3

#	Player	Total		3-Point		F-Throw		Rebounds														
		gp-gs	min	avg	fg-fga	fg%	3fg-fga	3fg%	ft-fa	ft%	off	def	tot	avg	pf	dq	a	to	blk	stl	pts	avg
00	Chris Lykes	13-11	393	30.2	67-170	.394	25-68	.368	28-33	.848	9	18	27	2.1	33	0	23	33	3	9	187	14.4
01	DJ Vasiljevic	16-16	539	33.7	67-179	.374	32-105	.305	25-29	.862	7	59	66	4.1	20	0	14	14	0	8	191	11.9
23	Kameron McGusty	13-9	338	26.0	42-118	.356	12-43	.279	19-26	.731	5	39	44	3.4	17	0	21	32	1	9	115	8.8
02	Isaiah Wong	16-8	377	23.6	43-106	.406	9-28	.321	29-39	.744	17	31	48	3.0	27	0	13	32	5	10	124	7.8
14	Rodney Miller	15-14	358	23.9	47-87	.540	0-0	.000	20-33	.606	28	49	77	5.1	34	0	5	13	9	13	114	7.6
05	Harlord Beverly	16-4	329	20.6	46-121	.380	5-38	.132	21-27	.778	9	26	35	2.2	28	0	25	36	3	6	118	7.4
04	Keith Stone	8-5	189	23.6	15-47	.319	5-24	.208	9-10	.900	11	17	28	3.5	19	0	5	9	5	15	44	5.5
21	Sam Waardenburg	16-13	445	27.8	23-65	.354	4-23	.174	24-32	.750	23	63	86	5.4	25	0	13	15	14	13	74	4.6
11	Anthony Walker	13-0	188	14.5	16-44	.364	2-16	.125	11-16	.688	14	19	33	2.5	18	0	2	9	9	8	45	3.5
22	Deng Gak	3-0	43	14.3	2-4	.500	0-0	.000	0-3	.000	3	5	8	2.7	3	0	1	2	2	3	4	1.3
15	Willie Herenton	9-0	20	2.2	3-5	.600	1-2	.500	2-2	1.000	0	2	2	0.2	1	0	1	1	0	2	9	1.0
13	Filippos Gkogkos	4-0	9	2.3	0-3	.000	0-0	.000	0-0	.000	1	0	1	0.3	0	0	0	0	0	1	0	0.0
Team											32	28	60				8					
Total.....		16	3228		371-949	.391	95-347	.274	188-250	.752	159	356	515	32.2	225	0	123	204	51	97	1025	64.1
Opponents.....		16	3225		482-989	.487	133-334	.398	172-230	.748	177	449	626	39.1	251	-	272	193	81	112	1269	79.3

TEAM STATISTICS

	UM	OPP
SCORING	1025	1269
Points per game	64.1	79.3
Scoring margin	-15.2	-
FIELD GOALS-ATT	371-949	482-989
Field goal pct	.391	.487
3 POINT FG-ATT	95-347	133-334
3-point FG pct	.274	.398
3-pt FG made per game	5.9	8.3
FREE THROWS-ATT	188-250	172-230
Free throw pct	.752	.748
F-Throws made per game	11.8	10.8
REBOUNDS	515	626
Rebounds per game	32.2	39.1
Rebounding margin	-6.9	-
ASSISTS	123	272
Assists per game	7.7	17.0
TURNOVERS	204	193
Turnovers per game	12.8	12.1
Turnover margin	-0.7	-
Assist/turnover ratio	0.6	1.4
STEALS	97	112
Steals per game	6.1	7.0
BLOCKS	51	81
Blocks per game	3.2	5.1
ATTENDANCE	31319	123687
Home games-Avg/Game	5-6264	8-12064
Neutral site-Avg/Game	-	3-9059

Date	Opponent	Score	Att.
* 11/05/19	#5 LOUISVILLE	L 74-87	7576
# 11/22/19	vs Florida	L 58-78	3245
# 11/24/19	vs UConn	L 55-80	3122
* 01/04/20	#2 DUKE	L 62-95	7049
* 01/07/20	at #13/11 Louisville	L 58-74	14980
* 01/15/20	at NC State	L 63-80	15801
* 01/18/20	#9 FLORIDA STATE	Lot 79-83	6212
* 01/21/20	at #8 Duke	L 59-89	9314
* 01/25/20	at North Carolina	L 71-94	21125
* 02/02/20	at Pittsburgh	L 57-62	9759
* 02/05/20	NC STATE	L 72-83	5164
* 02/08/20	at #8 Florida State	L 81-99	11500
* 02/23/20	at Notre Dame	L 71-87	7351
* 02/29/20	at Georgia Tech	L 57-63	6681
* 03/04/20	#22 VIRGINIA	L 44-46	5318
^ 03/11/20	vs Clemson	L 64-69	20809

* = Conference game

= Charleston Classic (Charleston, S.C.)

+ = Big Ten/ACC Challenge (Champaign, Ill.)

& = Air Force Reserve Basketball Hall of Fame Invitational (Brooklyn, N.Y.)

^ = ACC Tournament (Greensboro, N.C.)

Score by Periods	1st	2nd	OT	Totals
Miami	462	553	10	1025
Opponents	635	620	14	1269



HOME STATISTICS

Home games

RECORD:	OVERALL	HOME	AWAY	NEUTRAL
ALL GAMES	9-5	9-5	0-0	0-0
CONFERENCE	5-5	5-5	0-0	0-0
NON-CONFERENCE	4-0	4-0	0-0	0-0

#	Player	gp-gs		Total			3-Point		F-Throw		Rebounds											
		min	avg	fg-fga	fg%	3fg-fga	3fg%	ft-fa	ft%	off	def	tot	avg	pf	dq	a	to	blk	stl	pts	avg	
00	Chris Lykes	11-11	323	29.4	59-133	.444	23-58	.397	22-29	.759	0	24	24	2.2	23	1	33	23	5	9	163	14.8
01	DJ Vasiljevic	14-14	460	32.9	63-156	.404	40-108	.370	27-32	.844	1	55	56	4.0	18	0	18	15	2	11	193	13.8
23	Kameron McGusty	13-10	367	28.2	66-125	.528	23-54	.426	21-28	.750	5	32	37	2.8	20	0	21	35	3	8	176	13.5
06	Harford Beverly	14-2	330	23.6	47-104	.452	10-35	.286	19-27	.704	7	33	40	2.9	23	0	47	32	4	15	123	8.8
21	Sam Waardenburg	13-10	372	28.6	36-78	.462	5-20	.250	20-32	.625	32	69	101	7.8	22	0	15	15	16	7	97	7.5
02	Isaiah Wong	14-6	287	20.5	32-84	.381	9-23	.391	25-32	.781	15	28	43	3.1	13	0	18	20	5	8	98	7.0
14	Rodney Miller	14-13	334	23.9	39-66	.591	0-0	.000	14-25	.560	29	54	83	5.9	29	0	7	10	12	7	92	6.6
11	Anthony Walker	12-0	146	12.2	19-43	.442	2-6	.333	8-13	.615	15	16	31	2.6	16	0	2	8	7	4	48	4.0
04	Keith Stone	9-4	187	20.8	9-36	.250	3-14	.214	11-13	.846	6	26	32	3.6	22	0	10	7	6	11	32	3.6
22	Deng Gak	3-0	30	10.0	2-3	.667	0-0	.000	0-1	.000	0	6	6	2.0	1	0	0	1	4	2	4	1.3
13	Filippos Gkogkos	3-0	5	1.7	0-0	.000	0-0	.000	0-0	.000	0	2	2	0.7	1	0	0	0	0	0	0	0.0
15	Willie Herenton	3-0	9	3.0	0-2	.000	0-2	.000	0-0	.000	0	0	0	0.0	1	0	0	1	0	1	0	0.0
Team												29	31	60							13	
Total.....		14	2850		372-830	.448	115-320	.359	167-232	.720	139	376	515	36.8	189	1	171	180	64	83	1026	73.3
Opponents.....		14	2850		361-869	.415	90-299	.301	124-184	.674	159	353	512	36.6	232	-	195	183	60	94	936	66.9

TEAM STATISTICS	UM	OPP
SCORING	1026	936
Points per game	73.3	66.9
Scoring margin	+6.4	-
FIELD GOALS-ATT	372-830	361-869
Field goal pct	.448	.415
3 POINT FG-ATT	115-320	90-299
3-point FG pct	.359	.301
3-pt FG made per game	8.2	6.4
FREE THROWS-ATT	167-232	124-184
Free throw pct	.720	.674
F-Throws made per game	11.9	8.9
REBOUNDS	515	512
Rebounds per game	36.8	36.6
Rebounding margin	+0.2	-
ASSISTS	171	195
Assists per game	12.2	13.9
TURNOVERS	180	183
Turnovers per game	12.9	13.1
Turnover margin	+0.2	-
Assist/turnover ratio	1.0	1.1
STEALS	83	94
Steals per game	5.9	6.7
BLOCKS	64	60
Blocks per game	4.6	4.3
ATTENDANCE	79415	0
Home games-Avg/Game	14-5672	0-0
Neutral site-Avg/Game	-	0-0

Date	Opponent	Score	Att.
* 11/05/19	#5 LOUISVILLE	L 74-87	7576
11/08/19	FLORIDA ATLANTIC	w 74-60	5168
11/16/19	QUINNIPIAC	w 80-52	4882
12/14/19	ALABAMA A&M	w 88-74	4649
12/21/19	COPPIN STATE	w 91-60	4963
* 01/04/20	#2 DUKE	L 62-95	7049
* 01/12/20	PITTSBURGH	w 66-58	6387
* 01/18/20	#9 FLORIDA STATE	Lot 79-83	6212
* 01/28/20	VIRGINIA TECH	w 71-61	5197
* 02/05/20	NC STATE	L 72-83	5164
* 02/12/20	BOSTON COLLEGE	w 85-58	5465
* 02/15/20	WAKE FOREST	w 71-54	5360
* 03/04/20	#22 VIRGINIA	L 44-46	5318
* 03/07/20	SYRACUSE	Wot 69-65	6025

* = Conference game
 # = Charleston Classic (Charleston, S.C.)
 + = Big Ten/ACC Challenge (Champaign, Ill.)
 & = Air Force Reserve Basketball Hall of Fame Invitational (Brooklyn, N.Y.)
 ^ = ACC Tournament (Greensboro, N.C.)

Score by Periods	1st	2nd	OT	Totals
Miami	465	538	23	1026
Opponents	418	495	23	936

SEASON IN REVIEW

AWAY STATISTICS

Away games

RECORD:	OVERALL	HOME	AWAY	NEUTRAL
ALL GAMES	4-8	0-0	4-8	0-0
CONFERENCE	2-8	0-0	2-8	0-0
NON-CONFERENCE	2-0	0-0	2-0	0-0

#	Player	Total										Rebounds												
		gp-gs	min	avg	fg-fga	fg%	3fg-fga	3fg%	ft-fa	ft%	off	def	tot	avg	pf	dq	a	to	blk	stl	pts	avg		
00	Chris Lykes	10-9	312	31.2	56-131	.427	16-45	.356	38-46	.826	9	16	25	2.5	32	0	18	21	2	11	166	16.6		
01	DJ Vasiljevic	12-12	420	35.0	47-131	.359	22-80	.275	28-31	.903	7	48	55	4.6	16	0	11	9	0	6	144	12.0		
23	Kameron McGusty	10-6	301	30.1	43-112	.384	8-37	.216	21-29	.724	6	42	48	4.8	9	0	14	24	1	4	115	11.5		
02	Isaiah Wong	12-6	293	24.4	37-85	.435	7-19	.368	36-42	.857	16	23	39	3.3	26	0	5	26	5	6	117	9.8		
14	Rodney Miller	11-11	282	25.6	37-64	.578	0-1	.000	17-21	.810	19	40	59	5.4	29	0	5	7	7	9	91	8.3		
05	Harlord Beverly	12-3	225	18.8	31-86	.360	3-24	.125	15-21	.714	3	21	24	2.0	18	0	18	27	2	5	80	6.7		
04	Keith Stone	7-4	182	26.0	15-40	.375	4-20	.200	4-6	.667	17	26	43	6.1	19	1	6	7	4	7	38	5.4		
21	Sam Waardenburg	12-9	335	27.9	17-51	.333	7-26	.269	19-23	.826	13	39	52	4.3	20	1	13	11	10	9	60	5.0		
22	Deng Gak	1-0	12	12.0	1-1	1.000	0-0	.000	2-3	.667	1	1	2	2.0	2	0	0	0	0	1	4	4.0		
11	Anthony Walker	9-0	116	12.9	10-27	.370	1-11	.091	7-7	1.000	6	12	18	2.0	12	0	3	3	5	7	28	3.1		
15	Willie Herenton	6-0	16	2.7	3-5	.600	1-2	.500	2-2	1.000	0	2	2	0.3	1	0	1	1	0	2	9	1.5		
13	Filippos Gkogkos	4-0	9	2.3	0-3	.000	0-0	.000	0-0	.000	1	0	1	0.3	0	0	0	0	0	1	0	0.0		
Team												17	19	36										
Total.....		12	2503		297-736	.404	69-265	.260	189-231	.818	115	289	404	33.7	184	2	94	138	36	68	852	71.0		
Opponents.....		12	2500		361-779	.463	98-269	.364	140-192	.729	150	343	493	41.1	205	-	198	142	56	70	960	80.0		

TEAM STATISTICS

	UM	OPP
SCORING	852	960
Points per game	71.0	80.0
Scoring margin	-9.0	-
FIELD GOALS-ATT	297-736	361-779
Field goal pct	.404	.463
3 POINT FG-ATT	69-265	98-269
3-point FG pct	.260	.364
3-pt FG made per game	5.8	8.2
FREE THROWS-ATT	189-231	140-192
Free throw pct	.818	.729
F-Throws made per game	15.8	11.7
REBOUNDS	404	493
Rebounds per game	33.7	41.1
Rebounding margin	-7.4	-
ASSISTS	94	198
Assists per game	7.8	16.5
TURNOVERS	138	142
Turnovers per game	11.5	11.8
Turnover margin	+0.3	-
Assist/turnover ratio	0.7	1.4
STEALS	68	70
Steals per game	5.7	5.8
BLOCKS	36	56
Blocks per game	3.0	4.7
ATTENDANCE	0	129821
Home games-Avg/Game	0-0	12-10818
Neutral site-Avg/Game	-	0-0

Date	Opponent	Score	Att.
11/12/19	at UCF	w 79-70	7514
+ 12/02/19	at Illinois	w 81-79	11819
* 12/31/19	at Clemson	Wot 73-68	5549
* 01/07/20	at #13/11 Louisville	L 58-74	14980
* 01/15/20	at NC State	L 63-80	15801
* 01/21/20	at #8 Duke	L 59-89	9314
* 01/25/20	at North Carolina	L 71-94	21125
* 02/02/20	at Pittsburgh	L 57-62	9759
* 02/08/20	at #8 Florida State	L 81-99	11500
* 02/19/20	at Virginia Tech	Wc3 102-95	8428
* 02/23/20	at Notre Dame	L 71-87	7351
* 02/29/20	at Georgia Tech	L 57-63	6681

* = Conference game

= Charleston Classic (Charleston, S.C.)

+ = Big Ten/ACC Challenge (Champaign, Ill.)

& = Air Force Reserve Basketball Hall of Fame Invitational (Brooklyn, N.Y.)

^ = ACC Tournament (Greensboro, N.C.)

Score by Periods	1st	2nd	OT	OT3	Totals	
Miami	379	437	18	6	12	852
Opponents	464	472	13	6	5	960

NEUTRAL SITE STATISTICS

Neutral site games

RECORD:	OVERALL	HOME	AWAY	NEUTRAL
ALL GAMES	2-3	0-0	0-0	2-3
CONFERENCE	0-0	0-0	0-0	0-0
NON-CONFERENCE	2-3	0-0	0-0	2-3

#	Player	Total		3-Point		F-Throw		Rebounds															
		gp-gs	min	avg	fg-fga	fg%	3fg-fga	3fg%	ft-fa	ft%	off	def	tot	avg	pf	dq	a	to	blk	stl	pts	avg	
01	DJ Vasiljevic	5-5	169	33.8	28-51	.549	11-24	.458	5-5	1.000	2	17	19	3.8	7	0	3	3	0	1	72	14.4	
00	Chris Lykes	5-4	145	29.0	25-60	.417	12-31	.387	10-11	.909	1	5	6	1.2	13	0	11	10	0	8	72	14.4	
23	Kameron McGusty	5-5	156	31.2	21-62	.339	7-25	.280	9-11	.818	2	24	26	5.2	6	0	9	5	1	7	58	11.6	
04	Keith Stone	2-1	52	26.0	7-13	.538	0-3	.000	5-7	.714	4	4	8	4.0	9	1	1	3	2	1	19	9.5	
14	Rodney Miller	5-4	107	21.4	16-30	.533	0-0	.000	1-7	.143	9	14	23	4.6	10	0	2	4	3	3	33	6.6	
02	Isaiah Wong	5-1	77	15.4	10-21	.476	3-9	.333	2-2	1.000	2	8	10	2.0	4	0	9	6	1	1	25	5.0	
05	Harford Beverly	5-0	62	12.4	7-20	.350	1-5	.200	6-6	1.000	1	6	7	1.4	7	0	6	10	0	1	21	4.2	
21	Sam Waardenburg	5-5	141	28.2	8-19	.421	1-6	.167	2-5	.400	4	24	28	5.6	11	0	3	8	7	7	19	3.8	
11	Anthony Walker	4-0	46	11.5	3-9	.333	0-2	.000	0-3	.000	2	2	4	1.0	3	0	0	4	5	2	6	1.5	
22	Deng Gak	3-0	42	14.0	2-4	.500	0-0	.000	0-2	.000	3	3	6	2.0	4	0	1	1	0	1	4	1.3	
15	Willie Herenton	2-0	3	1.5	0-0	.000	0-0	.000	0-0	.000	0	0	0	0.0	0	0	0	0	0	0	0	0.0	
Team												8	5	13					2				
Total.....		5	1000		127-289	.439	35-105	.333	40-59	.678	38	112	150	30.0	74	1	45	56	19	32	329	65.8	
Opponents.....		5	1000		140-297	.471	41-107	.383	53-69	.768	55	135	190	38.0	68	-	78	59	18	27	374	74.8	

TEAM STATISTICS

	UM	OPP
SCORING	329	374
Points per game	65.8	74.8
Scoring margin	-9.0	-
FIELD GOALS-ATT	127-289	140-297
Field goal pct	.439	.471
3 POINT FG-ATT	35-105	41-107
3-point FG pct	.333	.383
3-pt FG made per game	7.0	8.2
FREE THROWS-ATT	40-59	53-69
Free throw pct	.678	.768
F-Throws made per game	8.0	10.6
REBOUNDS	150	190
Rebounds per game	30.0	38.0
Rebounding margin	-8.0	-
ASSISTS	45	78
Assists per game	9.0	15.6
TURNOVERS	56	59
Turnovers per game	11.2	11.8
Turnover margin	+0.6	-
Assist/turnover ratio	0.8	1.3
STEALS	32	27
Steals per game	6.4	5.4
BLOCKS	19	18
Blocks per game	3.8	3.6
ATTENDANCE	0	35154
Home games-Avg/Game	0-0	0-0
Neutral site-Avg/Game	-	5-7031

Date	Opponent	Score	Att.
# 11/21/19	vs Missouri State	w 74-70	2914
# 11/22/19	vs Florida	L 58-78	3245
# 11/24/19	vs UConn	L 55-80	3122
& 12/17/19	vs Temple	w 78-77	5064
^ 03/11/20	vs Clemson	L 64-69	20809

- * = Conference game
- # = Charleston Classic (Charleston, S.C.)
- + = Big Ten/ACC Challenge (Champaign, Ill.)
- & = Air Force Reserve Basketball Hall of Fame Invitational (Brooklyn, N.Y.)
- ^ = ACC Tournament (Greensboro, N.C.)

Score by Periods	1st	2nd	Totals
Miami	160	169	329
Opponents	163	211	374

TEAM GAME-BY-GAME COMPARISON

All games

Opponent	1st	2nd	Score	Mar.	Total FG	FG Pct	3-Pointers	3FG Pct	Free Throws	FT Pct	Rebounds	Assist	T/Over	Block	Steal	Fouls	
#5 LOUISVILLE	26/45	48/42	74-87	(13)	30-69/34-63	435/540	10-24/19-19	417/474	4-11/10-14	364/714	35/40	12/14	10/13	4/4	6/8	13/17	
FLORIDA ATLANTIC	35/26	39/34	74-60	+14	30-66/23-66	455/348	5-18/6-22	278/273	9-14/8-12	643/667	39/44	13/11	6/15	3/7	8/4	10/14	
UCF	30/29	49/41	79-70	+9	29-62/29-62	468/468	5-20/7-24	250/292	16-22/15-12	727/417	33/40	16/14	9/17	2/3	7/4	16/18	
QUINNIPAC	29/30	51/28	80-52	+28	30-72/20-63	417/317	12-26/5-30	462/167	8-9/7-10	889/700	45/41	12/9	9/12	5/4	6/3	12/12	
Missouri State	38/20	36/40	74-70	+4	25-57/28-65	439/431	9-22/4-15	409/267	15-17/10-13	892/769	25/45	7/13	9/16	4/2	6/2	18/16	
Florida	33/38	29/40	58-78	(20)	23-55/30-56	418/536	7-19/10-19	368/526	5-11/8-13	455/615	28/37	10/18	14/12	4/5	6/8	13/14	
UConn	27/36	28/44	55-80	(25)	25-54/32-60	463/533	4-10/7-19	400/368	1-2/9-12	500/750	26/34	13/17	12/6	4/9	4/5	14/10	
Illinois	50/31	31/48	81-79	+2	32-54/28-53	593/528	10-18/6-17	556/353	7-13/17-23	538/739	23/32	9/16	11/13	2/4	7/4	21/17	
ALABAMA A&M	44/35	44/39	88-74	+14	29-56/31-60	518/517	8-19/7-21	421/333	22-30/5-8	733/625	33/29	4/4	16/20	10/11	7/2	3/5	12/23
Temple	39/38	39/39	78-77	+1	30-60/28-69	500/406	4-18/13-32	222/406	14-22/8-12	636/667	37/42	9/19	11/14	4/1	9/7	13/18	
COPPIN STATE	34/20	57/40	91-60	+31	28-55/20-66	509/303	18-38/7-30	474/233	17-20/13-19	850/684	38/40	16/11	17/14	6/1	7/8	13/14	
Clemson	26/26	36/36	73-68	+5	28-64/27-62	438/435	8-25/6-22	320/273	9-10/8-12	900/667	36/38	9/15	12/13	2/2	7/7	16/14	
#13/11 Louisville	36/50	28/45	62-95	(33)	23-58/40-67	397/597	2-12/6-14	167/429	14-18/9-14	778/643	24/41	6/23	15/14	3/5	7/9	13/16	
PITTSBURGH	32/43	26/31	68-74	(16)	17-61/28-62	279/452	8-31/6-15	258/400	16-19/12-18	842/667	37/48	5/13	5/7	2/6	5/2	16/16	
NC State	31/22	35/36	66-58	+8	21-51/23-64	529/359	6-24/3-16	250/188	6-10/9-11	600/818	34/34	14/11	16/11	7/2	3/5	12/13	
NC State	25/33	38/47	63-80	(17)	20-55/29-61	364/475	3-16/9-20	188/450	20-25/13-19	800/684	40/34	3/14	15/7	2/7	3/9	16/20	
#8 FLORIDA STATE	30/31	39/38	79-83	(4)	29-62/29-69	468/420	11-24/10-28	458/357	21-25/15-18	588/833	41/36	4/5	13/21	24/16	4/10	7/15	18/20
North Carolina	24/48	35/41	59-89	(30)	18-60/34-64	300/531	4-18/11-25	222/440	19-22/10-13	864/769	35/39	6/18	13/10	1/7	7/5	10/20	
VIRGINIA TECH	27/51	44/43	71-94	(23)	24-58/40-69	414/580	6-24/10-23	250/435	17-18/4-6	944/667	21/41	8/32	10/12	4/4	4/6	10/18	
Pittsburgh	44/25	27/36	71-61	+10	26-53/24-59	491/407	6-15/8-22	400/364	13-18/5-9	813/556	36/31	10/14	16/12	4/5	5/11	12/19	
NC STATE	24/33	33/29	57-62	(5)	19-49/24-66	388/364	3-22/5-23	136/217	16-19/9-11	842/818	31/40	7/15	13/11	4/1	4/6	15/13	
NC STATE	32/44	40/39	72-83	(11)	24-60/31-62	400/500	5-23/9-22	217/409	19-28/12-17	679/706	40/35	7/16	14/17	2/5	10/8	17/20	
#8 Florida State	47/50	34/49	81-99	(18)	26-64/35-66	406/530	8-24/13-26	333/500	21-25/16-17	840/941	24/46	8/18	13/19	1/4	6/5	17/20	
BOSTON COLLEGE	38/23	47/35	85-58	+27	30-52/23-62	577/371	8-20/4-19	400/211	17-21/8-14	810/571	35/30	4/5	17/16	11/12	5/1	4/5	19/16
WAKE FOREST	37/25	34/29	71-54	+17	25-62/21-54	403/389	8-21/6-16	381/375	13-21/6-13	619/462	42/37	11/9	8/14	2/5	6/2	14/21	
Virginia Tech	41/32	36/45	102-95	+7	33-79/31-86	418/360	7-28/9-30	250/300	29-32/24-28	906/857	55/45	10/11	13/8	8/8	2/6	19/23	
Notre Dame	29/48	42/39	71-87	(16)	29-70/32-68	414/471	5-22/14-31	227/452	11-16/13-22	688/591	36/42	9/21	17/18	3/7	5/4	9/10	
Georgia Tech	24/40	33/23	57-63	(6)	22-60/24-60	367/401	2-17/2-13	118/154	8-10/9-11	668/519	33/48	6/11	17/18	5/3	11/12	19/16	
#22 VIRGINIA	23/24	21/22	44-46	(2)	18-51/18-49	353/367	6-25/5-15	240/333	2-2/5-6	1000/833	30/33	6/10	12/13	5/3	5/5	9/11	
SYRACUSE	26/24	30/32	69-65	+4	23-63/24-65	365/369	10-31/5-25	323/200	13-15/12-19	867/632	43/41	18/10	12/9	7/6	6/6	15/16	
Clemson	23/21	41/48	64-69	(5)	24-63/22-47	381/468	11-36/7-22	306/318	5-7/18-19	714/947	34/32	6/11	10/11	3/1	7/5	16/10	

Note: Game totals are displayed in the format TEAM/OPPONENT for each category

TEAM GAME-BY-GAME

All games

TEAM STATISTICS

Opponent	Date	Score	Total		3-Pointers		Free throws		Rebounds											
			fg-fga	pct	3fg-fga	pct	ft-fra	pct	off	def	tot	avg	pf	a	t/o	blk	stl	pts	avg	
#5 LOUISVILLE	11/05/19	74-87	L	30-69	.435	10-24	.417	4-11	.364	13	22	35	35.0	13	12	10	4	6	74	74.0
FLORIDA ATLANTIC	11/08/19	74-60	W	30-66	.455	5-18	.278	9-14	.643	11	28	39	37.0	10	13	6	3	8	74	74.0
at UCF	11/12/19	79-70	W	29-62	.468	5-20	.250	16-22	.727	12	21	33	35.7	16	16	9	2	7	79	75.7
QUINNIPIAC	11/16/19	80-52	W	30-72	.417	12-26	.462	8-9	.889	10	35	45	38.0	12	12	9	5	6	80	76.8
vs Missouri State	11/21/19	74-70	W	25-57	.439	9-22	.409	15-17	.882	7	18	25	35.4	18	7	9	4	6	74	76.2
vs Florida	11/22/19	58-78	L	23-55	.418	7-19	.368	5-11	.455	7	21	28	34.2	13	10	14	4	6	58	73.2
vs UConn	11/24/19	55-80	L	25-54	.463	4-10	.400	1-2	.500	7	19	26	33.0	14	13	12	4	4	55	70.6
at Illinois	12/02/19	81-79	W	32-54	.593	10-18	.556	7-13	.538	4	19	23	31.8	21	9	11	2	7	81	71.9
ALABAMA A&M	12/14/19	88-74	W	29-56	.518	8-19	.421	22-30	.733	10	23	33	31.9	12	16	10	7	3	88	73.7
vs Temple	12/17/19	78-77	W	30-60	.500	4-18	.222	14-22	.636	5	32	37	32.4	13	9	11	4	9	78	74.1
COPPIN STATE	12/21/19	91-60	W	28-55	.509	18-38	.474	17-20	.850	4	34	38	32.9	13	16	17	6	7	91	75.6
at Clemson	12/31/19	73-68	Wot	28-64	.438	8-25	.320	9-10	.900	8	28	36	33.2	16	9	12	2	7	73	75.4
#2 DUKE	01/04/20	62-95	L	23-58	.397	2-12	.167	14-18	.778	9	15	24	32.5	13	6	15	3	7	62	74.4
at #13/11 Louisville	01/07/20	58-74	L	17-61	.279	8-31	.258	16-19	.842	7	30	37	32.8	16	5	5	2	5	58	73.2
PITTSBURGH	01/12/20	66-58	W	27-51	.529	6-24	.250	6-10	.600	9	25	34	32.9	12	14	16	7	3	66	72.7
at NC State	01/15/20	63-80	L	20-55	.364	3-16	.188	20-25	.800	17	23	40	33.3	16	3	15	2	3	63	72.1
#9 FLORIDA STATE	01/18/20	79-83	Lot	29-62	.468	11-24	.458	10-17	.588	14	27	41	33.8	18	13	24	4	7	79	72.5
at #8 Duke	01/21/20	59-89	L	18-60	.300	4-18	.222	19-22	.864	12	23	35	33.8	10	6	13	1	7	59	71.8
at North Carolina	01/25/20	71-94	L	24-58	.414	6-24	.250	17-18	.944	2	19	21	33.2	10	8	10	4	4	71	71.7
VIRGINIA TECH	01/28/20	71-61	W	26-53	.491	6-15	.400	13-16	.813	6	30	36	33.3	12	10	16	4	5	71	71.7
at Pittsburgh	02/02/20	57-62	L	19-49	.388	3-22	.136	16-19	.842	7	24	31	33.2	15	7	13	4	4	57	71.0
NC STATE	02/05/20	72-83	L	24-60	.400	5-23	.217	19-28	.679	15	25	40	33.5	17	7	14	2	10	72	71.0
at #3 Florida State	02/08/20	81-99	L	26-64	.406	8-24	.333	21-25	.840	9	15	24	33.1	17	8	13	1	6	81	71.5
BOSTON COLLEGE	02/12/20	85-58	W	30-52	.577	8-20	.400	17-21	.810	7	28	35	33.2	19	17	11	5	4	85	72.0
WAKE FOREST	02/15/20	71-54	W	25-62	.403	8-21	.381	13-21	.619	9	33	42	33.5	14	11	8	2	6	71	72.0
at Virginia Tech	02/19/20	102-95	Wot	33-79	.418	7-28	.250	29-32	.906	15	40	55	34.3	19	10	13	8	2	102	73.2
at Notre Dame	02/23/20	71-87	L	29-70	.414	5-22	.227	8-10	.800	10	26	36	34.4	9	9	7	3	5	71	73.1
at Georgia Tech	02/29/20	57-63	L	22-60	.367	2-17	.118	11-16	.688	12	21	33	34.4	19	4	17	5	11	57	72.5
#22 VIRGINIA	03/04/20	44-46	L	18-51	.353	6-25	.240	2-2	1.000	6	24	30	34.2	9	6	12	5	5	44	71.5
SYRACUSE	03/07/20	69-65	Wot	23-63	.365	10-31	.323	13-15	.867	16	27	43	34.5	15	18	12	7	6	69	71.4
vs Clemson	03/11/20	64-69	L	24-63	.381	11-36	.306	5-7	.714	12	22	34	34.5	16	6	10	3	7	64	71.2
Miami	2207	796-1855	.429	219-690	.317	396-522	.759	292	777	1069	34.5	447	310	374	119	183	2207	71.2		
Opponents	2270	862-1945	.443	229-675	.339	317-445	.712	364	831	1195	38.5	505	471	384	134	191	2270	73.2		

Games played: 31
 Points/game: 71.2
 FG Pct: 42.9
 3FG Pct: 31.7
 FT Pct: 75.9

Rebounds/game: 34.5
 Assists/game: 10.0
 Turnovers/game: 12.1
 Assist/turnover ratio: 0.8
 Steals/game: 5.9
 Blocks/game: 3.8

OPPONENT GAME-BY-GAME

All games

OPPONENT STATISTICS

Opponent	Date	Score	L	Total		3-Pointers		Free throws			Rebounds				pf	a	t/o	blk	stl	pts	avg
				fg/fga	pct	3fg/fga	pct	ft/fta	pct	off	def	tot	avg								
#5 LOUISVILLE	11/05/19	74-87	L	34-63	.540	9-19	.474	10-14	.714	10	30	40	40.0	17	14	13	4	8	87	87.0	
FLORIDA ATLANTIC	11/08/19	74-60	W	23-66	.348	6-22	.273	8-12	.667	17	27	44	42.0	14	11	15	7	4	60	73.5	
at UCF	11/12/19	79-70	W	29-62	.468	7-24	.292	5-12	.417	16	24	40	41.3	18	14	17	3	4	70	72.3	
QUINNIPIAC	11/16/19	80-52	W	20-63	.317	5-30	.167	7-10	.700	8	33	41	41.2	12	9	12	4	3	52	67.2	
vs Missouri State	11/21/19	74-70	W	28-65	.431	4-15	.267	10-13	.769	20	25	45	42.0	16	13	16	2	2	70	67.8	
vs Florida	11/22/19	58-78	L	30-56	.536	10-19	.526	8-13	.615	9	28	37	41.2	14	18	12	5	8	78	69.5	
vs UConn	11/24/19	55-80	L	32-60	.533	7-19	.368	9-12	.750	11	23	34	40.1	10	17	6	9	5	80	71.0	
at Illinois	12/02/19	81-79	W	28-53	.528	6-17	.353	17-23	.739	10	22	32	39.1	17	16	13	4	4	79	72.0	
ALABAMA A&M	12/14/19	88-74	W	31-60	.517	7-21	.333	5-8	.625	7	22	29	38.0	23	20	11	2	5	74	72.2	
vs Temple	12/17/19	78-77	W	28-69	.406	13-32	.406	8-12	.667	11	31	42	38.4	18	19	14	1	7	77	72.7	
COPPIN STATE	12/21/19	91-60	W	20-66	.303	7-30	.233	13-19	.684	15	25	40	38.5	14	11	14	1	8	60	71.5	
at Clemson	12/31/19	73-68	Wot	27-62	.435	6-22	.273	8-12	.667	10	28	38	38.5	14	15	13	2	7	68	71.2	
#2 DUKE	01/04/20	62-95	L	40-67	.597	6-14	.429	9-14	.643	13	28	41	38.7	16	23	14	5	9	95	73.1	
at #13/11 Louisville	01/07/20	58-74	L	28-62	.452	6-15	.400	12-18	.667	9	39	48	39.4	16	13	7	6	2	74	73.1	
PITTSBURGH	01/12/20	66-58	W	23-64	.359	3-16	.188	9-11	.818	16	18	34	39.0	13	11	11	2	5	58	72.1	
at NC State	01/15/20	63-80	L	29-61	.475	9-20	.450	13-19	.684	13	21	34	38.7	20	14	7	7	9	80	72.6	
#9 FLORIDA STATE	01/18/20	79-83	Lot	29-69	.420	10-28	.357	15-18	.833	13	23	36	38.5	20	21	16	10	15	83	73.2	
at #8 Duke	01/21/20	59-89	L	34-64	.531	11-25	.440	10-13	.769	9	30	39	38.6	20	18	10	7	5	89	74.1	
at North Carolina	01/25/20	71-94	L	40-69	.580	10-23	.435	4-6	.667	10	31	41	38.7	18	32	12	4	6	94	75.2	
VIRGINIA TECH	01/28/20	71-61	W	24-59	.407	8-22	.364	5-9	.556	7	24	31	38.3	19	14	12	5	11	61	74.4	
at Pittsburgh	02/02/20	57-62	L	24-66	.364	5-23	.217	9-11	.818	17	23	40	38.4	13	15	11	1	6	62	73.9	
NC STATE	02/05/20	72-83	L	31-62	.500	9-22	.409	12-17	.706	9	26	35	38.2	20	16	17	5	8	83	74.3	
at #9 Florida State	02/08/20	81-99	L	35-66	.530	13-26	.500	16-17	.941	16	30	46	38.6	20	18	19	4	5	99	75.3	
BOSTON COLLEGE	02/12/20	85-58	W	23-62	.371	4-19	.211	8-14	.571	15	15	30	38.2	16	16	12	1	5	58	74.6	
WAKE FOREST	02/15/20	71-54	W	21-54	.389	6-16	.375	6-13	.462	5	32	37	38.2	21	9	14	5	2	54	73.8	
at Virginia Tech	02/19/20	102-95	Wot	31-86	.360	9-30	.300	24-28	.857	13	32	45	38.4	23	11	8	8	6	95	74.6	
at Notre Dame	02/23/20	71-87	L	32-68	.471	14-31	.452	9-11	.818	9	33	42	38.6	10	21	7	7	4	87	75.1	
at Georgia Tech	02/29/20	57-63	L	24-60	.400	2-13	.154	13-22	.591	18	30	48	38.9	16	11	18	3	12	63	74.6	
#22 VIRGINIA	03/04/20	44-46	L	18-49	.367	5-15	.333	5-6	.833	7	26	33	38.7	11	10	13	3	5	46	73.7	
SYRACUSE	03/07/20	69-65	Wot	24-65	.369	5-25	.200	12-19	.632	17	24	41	38.8	16	10	9	6	6	65	73.4	
vs Clemson	03/11/20	64-69	L	22-47	.468	7-22	.318	18-19	.947	4	28	32	38.5	10	11	11	1	5	69	73.2	
Opponents		2270		862-1945	.443	229-675	.339	317-445	.712	364	831	1195	38.5	505	471	384	134	191	2270	73.2	
Miami		2207		796-1855	.429	219-690	.317	396-622	.759	292	777	1069	34.5	447	310	374	119	183	2207	71.2	

Games played: 31
 Points/game: 73.2
 FG Pct: 44.3
 3FG Pct: 33.9
 FT Pct: 71.2

Rebounds/game: 38.5
 Assists/game: 15.2
 Turnovers/game: 12.4
 Assists/turnover ratio: 1.2
 Steals/game: 6.2
 Blocks/game: 4.3



TEAM GAME HIGHS

All games

Miami - TEAM GAME HIGHS

POINTS	102	at Virginia Tech (02/19/20)
	91	COPPIN STATE (12/21/19)
	88	ALABAMA A&M (12/14/19)
	85	BOSTON COLLEGE (02/12/20)
	81	at #8 Florida State (02/08/20)
	81	at Illinois (12/02/19)
FIELD GOALS MADE	33	at Virginia Tech (02/19/20)
	32	at Illinois (12/02/19)
FIELD GOAL ATTEMPTS	79	at Virginia Tech (02/19/20)
	72	QUINNIPIAC (11/16/19)
FIELD GOAL PERCENTAGE	.593 (32-54)	at Illinois (12/02/19)
	.577 (30-52)	BOSTON COLLEGE (02/12/20)
3 PT FIELD GOALS MADE	18	COPPIN STATE (12/21/19)
	12	QUINNIPIAC (11/16/19)
3 PT FG ATTEMPTS	38	COPPIN STATE (12/21/19)
	36	vs Clemson (03/11/20)
3 PT FG PERCENTAGE	.556 (10-18)	at Illinois (12/02/19)
	.474 (18-38)	COPPIN STATE (12/21/19)
FREE THROWS MADE	29	at Virginia Tech (02/19/20)
	22	ALABAMA A&M (12/14/19)
FREE THROW ATTEMPTS	32	at Virginia Tech (02/19/20)
	30	ALABAMA A&M (12/14/19)
FREE THROW PERCENTAGE	1.000 (2-2)	#22 VIRGINIA (03/04/20)
	.944 (17-18)	at North Carolina (01/25/20)
REBOUNDS	55	at Virginia Tech (02/19/20)
	45	QUINNIPIAC (11/16/19)
ASSISTS	18	SYRACUSE (03/07/20)
	17	BOSTON COLLEGE (02/12/20)
STEALS	11	at Georgia Tech (02/29/20)
	10	NC STATE (02/05/20)
BLOCKED SHOTS	8	at Virginia Tech (02/19/20)
	7	SYRACUSE (03/07/20)
	7	PITTSBURGH (01/12/20)
	7	ALABAMA A&M (12/14/19)
TURNOVERS	24	#9 FLORIDA STATE (01/18/20)
	17	at Georgia Tech (02/29/20)
	17	COPPIN STATE (12/21/19)
FOULS	21	at Illinois (12/02/19)
	19	at Georgia Tech (02/29/20)
	19	at Virginia Tech (02/19/20)
	19	BOSTON COLLEGE (02/12/20)

TEAM GAME LOWS



All games

Miami - GAME LOWS

POINTS	44	#22 VIRGINIA (03/04/20)
	55	vs UConn (11/24/19)
	57	at Pittsburgh (02/02/20)
	57	at Georgia Tech (02/29/20)
	58	vs Florida (11/22/19)
FIELD GOALS MADE	58	at #13/11 Louisville (01/07/20)
	17	at #13/11 Louisville (01/07/20)
	18	at #8 Duke (01/21/20)
FIELD GOAL ATTEMPTS	18	#22 VIRGINIA (03/04/20)
	49	at Pittsburgh (02/02/20)
	51	PITTSBURGH (01/12/20)
FIELD GOAL PERCENTAGE	51	#22 VIRGINIA (03/04/20)
	.279 (17-61)	at #13/11 Louisville (01/07/20)
	.300 (18-60)	at #8 Duke (01/21/20)
3 PT FIELD GOALS MADE	2	#2 DUKE (01/04/20)
	2	at Georgia Tech (02/29/20)
3 PT FG ATTEMPTS	10	vs UConn (11/24/19)
	12	#2 DUKE (01/04/20)
3 PT FG PERCENTAGE	.118 (2-17)	at Georgia Tech (02/29/20)
	.136 (3-22)	at Pittsburgh (02/02/20)
FREE THROWS MADE	1	vs UConn (11/24/19)
	2	#22 VIRGINIA (03/04/20)
FREE THROW ATTEMPTS	2	vs UConn (11/24/19)
	2	#22 VIRGINIA (03/04/20)
FREE THROW PERCENTAGE	.364 (4-11)	#5 LOUISVILLE (11/05/19)
	.455 (5-11)	vs Florida (11/22/19)
REBOUNDS	21	at North Carolina (01/25/20)
	23	at Illinois (12/02/19)
ASSISTS	3	at NC State (01/15/20)
	4	at Georgia Tech (02/29/20)
STEALS	2	at Virginia Tech (02/19/20)
	3	ALABAMA A&M (12/14/19)
	3	PITTSBURGH (01/12/20)
	3	at NC State (01/15/20)
BLOCKED SHOTS	1	at #8 Duke (01/21/20)
	1	at #8 Florida State (02/08/20)
TURNOVERS	5	at #13/11 Louisville (01/07/20)
	6	FLORIDA ATLANTIC (11/08/19)
FOULS	9	at Notre Dame (02/23/20)
	9	#22 VIRGINIA (03/04/20)

SEASON IN REVIEW



OPPONENT GAME HIGHS

All games

Opponent - GAME HIGHS

POINTS	99	at #8 Florida State (02/08/20)
	95	at Virginia Tech (02/19/20)
	95	#2 DUKE (01/04/20)
FIELD GOALS MADE	94	at North Carolina (01/25/20)
	89	at #8 Duke (01/21/20)
	40	at North Carolina (01/25/20)
FIELD GOAL ATTEMPTS	40	#2 DUKE (01/04/20)
	86	at Virginia Tech (02/19/20)
	69	at North Carolina (01/25/20)
FIELD GOAL PERCENTAGE	69	#9 FLORIDA STATE (01/18/20)
	69	vs Temple (12/17/19)
	.597 (40-67)	#2 DUKE (01/04/20)
3 PT FIELD GOALS MADE	.580 (40-69)	at North Carolina (01/25/20)
	14	at Notre Dame (02/23/20)
	13	at #8 Florida State (02/08/20)
3 PT FG ATTEMPTS	13	vs Temple (12/17/19)
	32	vs Temple (12/17/19)
	31	at Notre Dame (02/23/20)
3 PT FG PERCENTAGE	.526 (10-19)	vs Florida (11/22/19)
	.500 (13-26)	at #8 Florida State (02/08/20)
	24	at Virginia Tech (02/19/20)
FREE THROWS MADE	18	vs Clemson (03/11/20)
	28	at Virginia Tech (02/19/20)
	23	at Illinois (12/02/19)
FREE THROW ATTEMPTS	.947 (18-19)	vs Clemson (03/11/20)
	.941 (16-17)	at #8 Florida State (02/08/20)
	48	at Georgia Tech (02/29/20)
REBOUNDS	48	at #13/11 Louisville (01/07/20)
	32	at North Carolina (01/25/20)
	23	#2 DUKE (01/04/20)
ASSISTS	15	#9 FLORIDA STATE (01/18/20)
	12	at Georgia Tech (02/29/20)
	10	#9 FLORIDA STATE (01/18/20)
STEALS	9	vs UConn (11/24/19)
	19	at #8 Florida State (02/08/20)
	18	at Georgia Tech (02/29/20)
BLOCKED SHOTS	23	at Virginia Tech (02/19/20)
	23	ALABAMA A&M (12/14/19)
	23	ALABAMA A&M (12/14/19)

SEASON IN REVIEW

OPPONENT GAME LOWS



All games

Opponent - GAME LOWS

POINTS	46	#22 VIRGINIA (03/04/20)
	52	QUINNIPIAC (11/16/19)
	54	WAKE FOREST (02/15/20)
	58	PITTSBURGH (01/12/20)
	58	BOSTON COLLEGE (02/12/20)
FIELD GOALS MADE	18	#22 VIRGINIA (03/04/20)
	20	QUINNIPIAC (11/16/19)
	20	COPPIN STATE (12/21/19)
FIELD GOAL ATTEMPTS	47	vs Clemson (03/11/20)
	49	#22 VIRGINIA (03/04/20)
FIELD GOAL PERCENTAGE	.303 (20-66)	COPPIN STATE (12/21/19)
	.317 (20-63)	QUINNIPIAC (11/16/19)
3 PT FIELD GOALS MADE	2	at Georgia Tech (02/29/20)
	3	PITTSBURGH (01/12/20)
3 PT FG ATTEMPTS	13	at Georgia Tech (02/29/20)
	14	#2 DUKE (01/04/20)
3 PT FG PERCENTAGE	.154 (2-13)	at Georgia Tech (02/29/20)
	.167 (5-30)	QUINNIPIAC (11/16/19)
FREE THROWS MADE	4	at North Carolina (01/25/20)
	5	at UCF (11/12/19)
	5	ALABAMA A&M (12/14/19)
	5	VIRGINIA TECH (01/28/20)
	5	#22 VIRGINIA (03/04/20)
FREE THROW ATTEMPTS	6	at North Carolina (01/25/20)
	6	#22 VIRGINIA (03/04/20)
FREE THROW PERCENTAGE	.417 (5-12)	at UCF (11/12/19)
	.462 (6-13)	WAKE FOREST (02/15/20)
REBOUNDS	29	ALABAMA A&M (12/14/19)
	30	BOSTON COLLEGE (02/12/20)
ASSISTS	9	QUINNIPIAC (11/16/19)
	9	WAKE FOREST (02/15/20)
STEALS	2	vs Missouri State (11/21/19)
	2	at #13/11 Louisville (01/07/20)
	2	WAKE FOREST (02/15/20)
BLOCKED SHOTS	1	vs Temple (12/17/19)
	1	COPPIN STATE (12/21/19)
	1	at Pittsburgh (02/02/20)
	1	BOSTON COLLEGE (02/12/20)
	1	vs Clemson (03/11/20)
TURNOVERS	6	vs UConn (11/24/19)
	7	at #13/11 Louisville (01/07/20)
	7	at NC State (01/15/20)
	7	at Notre Dame (02/23/20)
FOULS	10	vs UConn (11/24/19)
	10	at Notre Dame (02/23/20)
	10	vs Clemson (03/11/20)



PLAYER GAME-BY-GAME HIGHS

All games

Opponent	Date	Score	Points	Rebounds	Assists	Steals	Blocked shots
#5 LOUISVILLE	11/05/19	74-87	18-Chris Lykes	9-Rodney Miller	5-Chris Lykes	2-Deng Gak Chris Lykes	2-Deng Gak Sam Waardenburg
FLORIDA ATLANTIC	11/08/19	74-60	15-Chris Lykes	11-Sam Waardenburg	4-Harlon Beverly	2-Chris Lykes Rodney Miller	1-Kameron McGusty Anthony Walker Sam Waardenburg
at UCF	11/12/19	79-70	17-Kameron McGusty	10-Kameron McGusty	4-Harlon Beverly DJ Vasiljevic	2-DJ Vasiljevic Anthony Walker	2-Anthony Walker
QUINNIPIAC	11/16/19	80-52	22-Kameron McGusty	10-DJ Vasiljevic	3-Kameron McGusty Harlon Beverly	2-Harlon Beverly	2-Deng Gak
vs Missouri State	11/21/19	74-70	25-DJ Vasiljevic	8-Rodney Miller	2-Isaiah Wong	2-Sam Waardenburg	2-Sam Waardenburg
vs Florida	11/22/19	58-78	16-Chris Lykes	5-Kameron McGusty Sam Waardenburg	3-Kameron McGusty	2-Rodney Miller	2-Rodney Miller
vs UConn	11/24/19	55-80	11-DJ Vasiljevic	5-Sam Waardenburg	4-Kameron McGusty	2-Kameron McGusty	3-Anthony Walker
at Illinois	12/02/19	81-79	28-Chris Lykes	8-Sam Waardenburg	3-Kameron McGusty	4-Chris Lykes	1-Rodney Miller Isaiah Wong
ALABAMA A&M	12/14/19	88-74	21-Kameron McGusty	9-Sam Waardenburg	5-Chris Lykes	1-Chris Lykes Rodney Miller Isaiah Wong	2-Sam Waardenburg Rodney Miller
vs Temple	12/17/19	78-77	17-Chris Lykes	10-Kameron McGusty	6-Chris Lykes	5-Chris Lykes	3-Sam Waardenburg
COPPIN STATE	12/21/19	91-60	28-Kameron McGusty	11-Sam Waardenburg	6-Harlon Beverly	3-Kameron McGusty	2-Sam Waardenburg
at Clemson	12/31/19	73-68	27-Chris Lykes	9-Keith Stone	2-Sam Waardenburg Keith Stone Chris Lykes	3-Harlon Beverly	1-Sam Waardenburg Chris Lykes
#2 DUKE	01/04/20	62-95	12-Kameron McGusty	6-Sam Waardenburg	4-Chris Lykes	3-Keith Stone	1-Sam Waardenburg Rodney Miller Harlon Beverly
at #13/11 Louisville	01/07/20	58-74	18-Chris Lykes Kameron McGusty	10-Sam Waardenburg	2-Chris Lykes Sam Waardenburg	1-Anthony Walker Sam Waardenburg DJ Vasiljevic Rodney Miller Kameron McGusty	1-Chris Lykes Sam Waardenburg
PITTSBURGH	01/12/20	66-58	19-Kameron McGusty	10-Sam Waardenburg	5-Harlon Beverly	1-Harlon Beverly DJ Vasiljevic Rodney Miller	2-Sam Waardenburg Rodney Miller Harlon Beverly
at NC State	01/15/20	63-80	20-Chris Lykes	8-Kameron McGusty	1-Kameron McGusty Chris Lykes DJ Vasiljevic	1-Isaiah Wong Sam Waardenburg Rodney Miller	1-Harlon Beverly Sam Waardenburg
#9 FLORIDA STATE	01/18/20	79-83	24-Chris Lykes	11-Sam Waardenburg	6-Kameron McGusty	2-DJ Vasiljevic Harlon Beverly	2-Chris Lykes
at #8 Duke	01/21/20	59-89	13-Kameron McGusty Rodney Miller	13-Rodney Miller	3-Harlon Beverly	2-Sam Waardenburg Isaiah Wong	1-Anthony Walker
at North Carolina	01/25/20	71-94	19-Isaiah Wong	4-Rodney Miller	3-Isaiah Wong	1-Filippos Gkogkos Willie Herenton Anthony Walker Sam Waardenburg	2-Rodney Miller
VIRGINIA TECH	01/28/20	71-61	18-DJ Vasiljevic	8-Rodney Miller	6-Harlon Beverly	3-Harlon Beverly	2-Anthony Walker
at Pittsburgh	02/02/20	57-62	16-Rodney Miller	9-DJ Vasiljevic	2-Harlon Beverly Sam Waardenburg	2-Rodney Miller	1-Sam Waardenburg Isaiah Wong Keith Stone Rodney Miller
NC STATE	02/05/20	72-83	20-Harlon Beverly	7-Sam Waardenburg Isaiah Wong Anthony Walker	3-Harlon Beverly	3-Isaiah Wong	1-Rodney Miller Anthony Walker

SEASON IN REVIEW



PLAYER GAME-BY-GAME HIGHS

Opponent	Date	Score	Points	Rebounds	Assists	Steals	Blocked shots
at #8 Florida State	02/08/20	81-99	23-Isaiah Wong	5-Anthony Walker	2-DJ Vasiljevic Anthony Walker	2-Keith Stone	1-Anthony Walker
BOSTON COLLEGE	02/12/20	85-58	21-Isaiah Wong	7-Rodney Miller Harlond Beverly	6-Harlond Beverly	2-Harlond Beverly	1-Rodney Miller DJ Vasiljevic Chris Lykes Isaiah Wong Keith Stone
WAKE FOREST	02/15/20	71-54	13-Isaiah Wong Chris Lykes	10-Rodney Miller	3-Harlond Beverly Isaiah Wong Chris Lykes	2-Sam Waardenburg	1-Keith Stone Rodney Miller
at Virginia Tech	02/19/20	102-95	27-Isaiah Wong	18-Keith Stone	4-Chris Lykes	2-Chris Lykes	2-Rodney Miller Keith Stone Sam Waardenburg
at Notre Dame	02/23/20	71-87	12-DJ Vasiljevic Harlond Beverly Isaiah Wong	6-Harlond Beverly Keith Stone Rodney Miller	4-Chris Lykes	2-Keith Stone	2-Sam Waardenburg
at Georgia Tech	02/29/20	57-63	14-Chris Lykes	6-Isaiah Wong	2-Rodney Miller	4-Rodney Miller	1-Isaiah Wong Sam Waardenburg Harlond Beverly Keith Stone Rodney Miller
#22 VIRGINIA	03/04/20	44-46	16-Chris Lykes	7-Keith Stone	1-DJ Vasiljevic Rodney Miller Sam Waardenburg Keith Stone Harlond Beverly Chris Lykes	4-Keith Stone	2-Keith Stone
SYRACUSE	03/07/20	69-65	18-Isaiah Wong	9-Isaiah Wong Sam Waardenburg	6-Keith Stone	3-Isaiah Wong	3-Sam Waardenburg
vs Clemson	03/11/20	64-69	21-Chris Lykes	8-Sam Waardenburg	3-Isaiah Wong	3-Sam Waardenburg	1-Sam Waardenburg Keith Stone Kameron McGusty



PLAYER GAME HIGHS

All games

Miami - INDIVIDUAL GAME HIGHS

Points	28	Kameron McGusty vs Coppin State (12/21/19)
	28	Chris Lykes at Illinois (12/02/19)
	27	Isaiah Wong at Virginia Tech (02/19/20)
	27	Chris Lykes at Clemson (12/31/19)
	25	DJ Vasiljevic vs Missouri State (11/21/19)
Field Goals Made	11	Chris Lykes at Illinois (12/02/19)
	10	Chris Lykes at Clemson (12/31/19)
Field Goal Att.	22	DJ Vasiljevic vs NC State (02/05/20)
	18	Chris Lykes vs #9 Florida State (01/18/20)
FG Pct (min 5 made)	18	Kameron McGusty at Clemson (12/31/19)
	.833 (5-6)	Isaiah Wong at Pittsburgh (02/02/20)
	.833 (5-6)	Rodney Miller vs Virginia Tech (01/28/20)
	.833 (5-6)	DJ Vasiljevic vs Alabama A&M (12/14/19)
3-Point FG Made	6	Rodney Miller vs Florida Atlantic (11/08/19)
	6	Chris Lykes vs #9 Florida State (01/18/20)
3-Point FG Att.	6	DJ Vasiljevic at Illinois (12/02/19)
	14	DJ Vasiljevic vs NC State (02/05/20)
3-Pt FG Pct (min 2 made)	13	DJ Vasiljevic vs Syracuse (03/07/20)
	1.000 (2-2)	Chris Lykes vs Wake Forest (02/15/20)
	1.000 (2-2)	Isaiah Wong vs Boston College (02/12/20)
	1.000 (2-2)	Isaiah Wong at #8 Florida State (02/08/20)
Free Throws Made	1.000 (2-2)	Isaiah Wong at Pittsburgh (02/02/20)
	14	Isaiah Wong at Virginia Tech (02/19/20)
	8	Harlond Beverly at #8 Florida State (02/08/20)
	8	Chris Lykes at #13/11 Louisville (01/07/20)
Free Throw Att.	8	DJ Vasiljevic vs Coppin State (12/21/19)
	14	Isaiah Wong at Virginia Tech (02/19/20)
FT Pct (min 5 made)	10	Harlond Beverly at #8 Florida State (02/08/20)
	1.000 (14-14)	Isaiah Wong at Virginia Tech (02/19/20)
	1.000 (8-8)	Chris Lykes at #13/11 Louisville (01/07/20)
	1.000 (8-8)	DJ Vasiljevic vs Coppin State (12/21/19)
	1.000 (7-7)	Chris Lykes at NC State (01/15/20)
	1.000 (6-6)	Sam Waardenburg at #8 Florida State (02/08/20)
	1.000 (6-6)	Kameron McGusty at #8 Duke (01/21/20)
	1.000 (5-5)	Isaiah Wong at North Carolina (01/25/20)
	1.000 (5-5)	Anthony Walker at North Carolina (01/25/20)
Rebounds	1.000 (5-5)	DJ Vasiljevic at Clemson (12/31/19)
	18	Keith Stone at Virginia Tech (02/19/20)
Assists	13	Rodney Miller at #8 Duke (01/21/20)
	6	Keith Stone vs Syracuse (03/07/20)
	6	Harlond Beverly vs Boston College (02/12/20)
	6	Harlond Beverly vs Virginia Tech (01/28/20)
	6	Kameron McGusty vs #9 Florida State (01/18/20)
	6	Harlond Beverly vs Coppin State (12/21/19)
	6	Chris Lykes vs Temple (12/17/19)
Steals	5	Chris Lykes vs Temple (12/17/19)
	4	Keith Stone vs #22 Virginia (03/04/20)
	4	Rodney Miller at Georgia Tech (02/29/20)
Blocked Shots	4	Chris Lykes at Illinois (12/02/19)
	3	Sam Waardenburg vs Syracuse (03/07/20)
	3	Sam Waardenburg vs Temple (12/17/19)
Turnovers	3	Anthony Walker vs UConn (11/24/19)
	6	Isaiah Wong at #8 Florida State (02/08/20)

SEASON IN REVIEW



PLAYER GAME HIGHS

	6	Chris Lykes vs #9 Florida State (01/18/20)
	6	Kameron McGusty vs #2 Duke (01/04/20)
	6	Chris Lykes vs Florida (11/22/19)
Fouls	5	Sam Waardenburg at Virginia Tech (02/19/20)
	5	Chris Lykes vs Pittsburgh (01/12/20)
	5	Keith Stone at Clemson (12/31/19)
	5	Keith Stone vs Temple (12/17/19)
Minutes	47	Keith Stone at Virginia Tech (02/19/20)
	44	Kameron McGusty at Virginia Tech (02/19/20)
	44	DJ Vasiljevic at Virginia Tech (02/19/20)
	43	DJ Vasiljevic at Clemson (12/31/19)
	42	Isaiah Wonq at Virginia Tech (02/19/20)



SEASON IN REVIEW



OPPONENT PLAYER GAME HIGHS

All games

OPPONENT INDIVIDUAL GAME HIGHS

Points	29		Brandon Robinson at North Carolina (01/25/20)
	26		Tyrece Radford at Virginia Tech (02/19/20)
	24		Tyrece Radford vs Virginia Tech (01/28/20)
	24		Vernon Carey vs #2 Duke (01/04/20)
	23		Devin Vassell vs #9 Florida State (01/18/20)
Field Goals Made	23		Kofi Cockburn at Illinois (12/02/19)
	23		Jordan Nwora vs #5 Louisville (11/05/19)
	11		Brandon Robinson at North Carolina (01/25/20)
	11		Vernon Carey vs #2 Duke (01/04/20)
	21		Landers Nolley II at Virginia Tech (02/19/20)
Field Goal Att.	21		Tyrece Radford at Virginia Tech (02/19/20)
	21		Tyrece Radford at Virginia Tech (02/19/20)
FG Pct (min 5 made)	1.000	(8-8)	Kofi Cockburn at Illinois (12/02/19)
	1.000	(5-5)	Manny Bates vs NC State (02/05/20)
3-Point FG Made	6		Brandon Robinson at North Carolina (01/25/20)
	5		T.J. Gibbs at Notre Dame (02/23/20)
3-Point FG Att.	10		Joseph Girard III vs Syracuse (03/07/20)
	10		Buddy Boeheim vs Syracuse (03/07/20)
	10		Trey McGowens at Pittsburgh (02/02/20)
	10		Brandon Robinson at North Carolina (01/25/20)
3-Pt FG Pct (min 2 made)	1.000	(3-3)	Ismael Massoud vs Wake Forest (02/15/20)
	1.000	(2-2)	Rex Pflueger at Notre Dame (02/23/20)
	1.000	(2-2)	Malik Osborne at #8 Florida State (02/08/20)
	1.000	(2-2)	Travis Light at #8 Florida State (02/08/20)
	1.000	(2-2)	Cassius Stanley vs #2 Duke (01/04/20)
Free Throws Made	9		Landers Nolley II at Virginia Tech (02/19/20)
	8		Al-Amir Dawes vs Clemson (03/11/20)
	8		DJ Funderburk at NC State (01/15/20)
Free Throw Att.	11		DJ Funderburk at NC State (01/15/20)
	10		Landers Nolley II at Virginia Tech (02/19/20)
FT Pct (min 5 made)	1.000	(8-8)	Al-Amir Dawes vs Clemson (03/11/20)
	1.000	(6-6)	Curran Scott vs Clemson (03/11/20)
	1.000	(6-6)	Tyrece Radford at Virginia Tech (02/19/20)
	1.000	(5-5)	Trey McGowens vs Pittsburgh (01/12/20)
Rebounds	17		Tulio Da Silva vs Missouri State (11/21/19)
	14		James Banks III at Georgia Tech (02/29/20)
	14		Nate Pierre-Louis vs Temple (12/17/19)
Assists	12		Markell Johnson vs NC State (02/05/20)
	10		Prentiss Hubb at Notre Dame (02/23/20)
Steals	7		Jose Alvarado at Georgia Tech (02/29/20)
	5		Anthony Polite vs #9 Florida State (01/18/20)
Blocked Shots	6		Akok Akok vs UConn (11/24/19)
	5		John Ojiako at Virginia Tech (02/19/20)
Turnovers	6		Jose Alvarado at Georgia Tech (02/29/20)
	6		Wabissa Bede vs Virginia Tech (01/28/20)
Fouls	5		Bourama Sidibe vs Syracuse (03/07/20)
	5		P.J. Horne at Virginia Tech (02/19/20)
	5		Olivier Sarr vs Wake Forest (02/15/20)
	5		Jay Heath vs Boston College (02/12/20)
	5		Collin Smith at UCF (11/12/19)

SEASON IN REVIEW

CATEGORY LEADERS



All games

Points	G	Pts	Pts/G
DJ Vasiljevic	31	409	13.2
Chris Lykes	26	401	15.4
Kameron McGusty	28	349	12.5
Isaiah Wong	31	240	7.7
Harlond Beverly	31	224	7.2
Rodney Miller	30	216	7.2
Sam Waardenburg	30	176	5.9
Keith Stone	18	89	4.9
Anthony Walker	25	82	3.3
Deng Gak	7	12	1.7
Willie Herenton	11	9	0.8

FG Percentage	FG	Att	Pct
Deng Gak	5	8	.625
Rodney Miller	92	160	.575
Kameron McGusty	130	299	.435
Chris Lykes	140	324	.432
Willie Herenton	3	7	.429
Isaiah Wong	79	190	.416
Sam Waardenburg	61	148	.412
DJ Vasiljevic	138	338	.408
Anthony Walker	32	79	.405
Harlond Beverly	85	210	.405
Keith Stone	31	89	.348
Filippos Gkogkos	0	3	.000

3-Point Percentage	3FG	Att	Pct
Chris Lykes	51	134	.381
Isaiah Wong	19	51	.373
DJ Vasiljevic	73	212	.344
Kameron McGusty	38	116	.328
Willie Herenton	1	4	.250
Sam Waardenburg	13	52	.250
Harlond Beverly	14	64	.219
Keith Stone	7	37	.189
Anthony Walker	3	19	.158
Rodney Miller	0	1	.000

Free Throw Percent	FG	Att	Pct
Willie Herenton	2	2	1.000
DJ Vasiljevic	60	68	.882
Isaiah Wong	63	76	.829
Chris Lykes	70	86	.814
Keith Stone	20	26	.769
Kameron McGusty	51	68	.750
Harlond Beverly	40	54	.741
Sam Waardenburg	41	60	.683
Anthony Walker	15	23	.652
Rodney Miller	32	53	.604
Deng Gak	2	6	.333

Scoring Average	G	Pts	Avg/G
Chris Lykes	26	401	15.4
DJ Vasiljevic	31	409	13.2
Kameron McGusty	28	349	12.5
Isaiah Wong	31	240	7.7
Harlond Beverly	31	224	7.2
Rodney Miller	30	216	7.2
Sam Waardenburg	30	176	5.9
Keith Stone	18	89	4.9
Anthony Walker	25	82	3.3
Deng Gak	7	12	1.7
Willie Herenton	11	9	0.8
Filippos Gkogkos	7	0	0.0

Field Goal Attempts	G	Att	Att/G
DJ Vasiljevic	31	338	10.9
Chris Lykes	26	324	12.5
Kameron McGusty	28	299	10.7
Harlond Beverly	31	210	6.8
Isaiah Wong	31	190	6.1

Field Goals Made	G	Made	Made/G
Chris Lykes	26	140	5.4
DJ Vasiljevic	31	138	4.5
Kameron McGusty	28	130	4.6
Rodney Miller	30	92	3.1
Harlond Beverly	31	85	2.7

3-Point FG Attempts	G	Att	Att/G
DJ Vasiljevic	31	212	6.8
Chris Lykes	26	134	5.2
Kameron McGusty	28	116	4.1
Harlond Beverly	31	64	2.1
Sam Waardenburg	30	52	1.7

3-Point FG Made	G	Made	Made/G
DJ Vasiljevic	31	73	2.4
Chris Lykes	26	51	2.0
Kameron McGusty	28	38	1.4
Isaiah Wong	31	19	0.6
Harlond Beverly	31	14	0.5

Free Throw Attempts	G	Att	Att/G
Chris Lykes	26	86	3.3
Isaiah Wong	31	76	2.5
DJ Vasiljevic	31	68	2.2
Kameron McGusty	28	68	2.4
Sam Waardenburg	30	60	2.0

Free Throws Made	G	Made	Made/G
Chris Lykes	26	70	2.7
Isaiah Wong	31	63	2.0
DJ Vasiljevic	31	60	1.9
Kameron McGusty	28	51	1.8
Sam Waardenburg	30	41	1.4

CATEGORY LEADERS

Rebounds	G	Reb	Reb/G
Sam Waardenburg	30	181	6.0
Rodney Miller	30	165	5.5
DJ Vasiljevic	31	130	4.2
Kameron McGusty	28	111	4.0
Isaiah Wong	31	92	3.0

Rebound Average	G	Reb	Avg/G
Sam Waardenburg	30	181	6.0
Rodney Miller	30	165	5.5
Keith Stone	18	83	4.6
DJ Vasiljevic	31	130	4.2
Kameron McGusty	28	111	4.0

Offensive Rebounds	G	No.	Avg/G
Rodney Miller	30	57	1.9
Sam Waardenburg	30	49	1.6
Isaiah Wong	31	33	1.1
Keith Stone	18	27	1.5
Anthony Walker	25	23	0.9

Defensive Rebounds	G	No.	Avg/G
Sam Waardenburg	30	132	4.4
DJ Vasiljevic	31	120	3.9
Rodney Miller	30	108	3.6
Kameron McGusty	28	98	3.5
Harlond Beverly	31	60	1.9

Fouls	G	No.	Per/G
Rodney Miller	30	68	2.3
Chris Lykes	26	68	2.6
Sam Waardenburg	30	53	1.8
Keith Stone	18	50	2.8
Harlond Beverly	31	48	1.5

Foulsouts	G	No.
Keith Stone	18	2
Sam Waardenburg	30	1
Chris Lykes	26	1

Assists	G	No.	Ast/G
Harlond Beverly	31	71	2.3
Chris Lykes	26	62	2.4
Kameron McGusty	28	44	1.6
DJ Vasiljevic	31	32	1.0
Isaiah Wong	31	32	1.0

Steals	G	No.	Stl/G
Chris Lykes	26	28	1.1
Sam Waardenburg	30	23	0.8
Harlond Beverly	31	21	0.7
Rodney Miller	30	19	0.6
Kameron McGusty	28	19	0.7
Keith Stone	18	19	1.1

Blocked Shots	G	No.	Blk/G
Sam Waardenburg	30	33	1.1
Rodney Miller	30	22	0.7
Anthony Walker	25	17	0.7
Keith Stone	18	12	0.7
Isaiah Wong	31	11	0.4

Minutes	G	No.	Min/G
DJ Vasiljevic	31	1049	33.8
Sam Waardenburg	30	848	28.3
Kameron McGusty	28	824	29.4
Chris Lykes	26	780	30.0
Rodney Miller	30	723	24.1

Turnovers	G	No.	TO/G
Harlond Beverly	31	69	2.2
Kameron McGusty	28	64	2.3
Chris Lykes	26	54	2.1
Isaiah Wong	31	52	1.7
Sam Waardenburg	30	34	1.1

PLAYER GAME-BY-GAME PTS-REB-AST

All games

Opponent	Date	Score	00	01	02	04	05	11	13
			LYKES,CHRI	VASILJEVIC	WONG,ISAIA	STONE,KEIT	BEVERLY,HA	WALKER,ANT	GKOGKOS,FI
#5 LOUISVILLE	11/05/19	74-87	L	18-1-5	16-4-3	2-2-0	DNP	9-1-2	9-5-0
FLORIDA ATLANTIC	11/08/19	74-60	W	15-3-2	8-3-1	4-1-0	DNP	14-3-4	4-2-1
at UCF	11/12/19	79-70	W	11-1-3	16-4-4	0-1-0	DNP	15-1-4	6-2-1
QUINNIPAC	11/16/19	80-52	W	12-4-1	13-10-1	7-1-2	DNP	10-3-3	4-3-1
vs Missouri State	11/21/19	74-70	W	11-1-1	25-2-1	5-0-2	DNP	6-1-1	0-1-0
vs Florida	11/22/19	58-78	L	16-0-2	8-1-1	5-3-1	DNP	2-2-1	4-1-0
vs UConn	11/24/19	55-80	L	7-1-1	11-3-1	7-1-3	DNP	7-3-3	2-2-0
at Illinois	12/02/19	81-79	W	28-0-2	20-3-0	2-2-0	2-3-1	2-0-0	0-0-0
ALABAMA A&M	12/14/19	88-74	W	13-3-5	17-1-1	4-2-1	4-3-1	12-4-3	0-0-0
vs Temple	12/17/19	78-77	W	17-1-6	11-8-0	0-0-0	13-4-0	6-0-1	DNP
COPPIN STATE	12/21/19	91-60	W	16-4-3	21-1-1	3-2-2	2-1-0	3-4-6	3-2-0
at Clemson	12/31/19	73-68	W	27-2-2	15-7-1	0-1-0	6-9-2	3-3-1	DNP
#2 DUKE	01/04/20	62-95	L	8-1-4	9-4-1	2-1-0	6-3-0	6-1-1	0-0-0
at #13/11 Louisville	01/07/20	58-74	L	18-4-2	12-5-0	3-2-0	DNP	2-0-0	0-0-0
PITTSBURGH	01/12/20	66-58	W	12-2-4	13-1-1	2-3-0	DNP	6-1-5	DNP
at NC State	01/15/20	63-80	L	20-4-1	16-7-1	2-6-0	DNP	6-0-0	DNP
#9 FLORIDA STATE	01/18/20	79-83	L	24-0-2	19-3-1	0-2-0	DNP	8-3-3	2-3-0
at #8 Duke	01/21/20	59-89	L	9-1-0	12-3-0	8-1-0	DNP	0-2-3	4-4-0
at North Carolina	01/25/20	71-94	L	DNP	8-2-0	19-2-3	DNP	9-3-2	14-3-0
VIRGINIA TECH	01/28/20	71-61	W	DNP	18-7-1	10-1-1	0-1-0	13-4-6	7-4-0
at Pittsburgh	02/02/20	57-62	L	DNP	10-9-1	15-2-0	0-3-1	11-5-2	0-2-0
NC STATE	02/05/20	72-83	L	DNP	18-6-1	12-7-2	6-1-1	20-3-3	6-7-0
at #8 Florida State	02/08/20	81-99	L	8-1-0	12-3-2	23-1-1	6-3-0	14-2-1	0-5-2
BOSTON COLLEGE	02/12/20	85-58	W	16-2-3	7-3-2	21-5-3	0-5-1	9-7-6	9-3-0
WAKE FOREST	02/15/20	71-54	W	13-2-3	11-5-1	13-4-3	2-5-0	2-2-3	2-1-0
at Virginia Tech	02/19/20	102-95	W	23-3-4	6-5-1	27-12-1	12-18-1	0-1-2	0-1-0
at Notre Dame	02/23/20	71-87	L	8-4-4	12-2-1	12-3-0	10-6-0	12-6-3	4-1-0
at Georgia Tech	02/29/20	57-63	L	14-5-0	5-5-0	6-6-0	2-1-1	6-1-0	DNP
#22 VIRGINIA	03/04/20	44-46	L	16-2-1	6-4-1	0-3-0	8-7-1	6-2-1	DNP
SYRACUSE	03/07/20	69-65	W	DNP	17-4-2	18-9-4	4-6-6	5-2-1	2-1-0
vs Clemson	03/11/20	64-69	L	21-3-1	17-5-0	8-6-3	6-4-1	0-1-0	DNP

Opponent	Date	Score	14	15	21	22	23
			MILLER,ROD	HERENTON,W	WAARDENBUR	GAK,DENG	MCGUSTY,KA
#5 LOUISVILLE	11/05/19	74-87	L	6-9-0	DNP	2-4-1	0-2-0
FLORIDA ATLANTIC	11/08/19	74-60	W	12-5-2	DNP	9-11-2	0-0-0
at UCF	11/12/19	79-70	W	8-6-0	DNP	2-2-1	4-2-0
QUINNIPAC	11/16/19	80-52	W	4-7-0	0-0-0	4-5-1	4-4-0
vs Missouri State	11/21/19	74-70	W	8-8-0	DNP	0-5-1	0-0-0
vs Florida	11/22/19	58-78	L	4-4-1	0-0-0	5-5-1	4-3-0
vs UConn	11/24/19	55-80	L	10-1-0	0-0-0	6-5-0	0-3-1
at Illinois	12/02/19	81-79	W	2-2-2	DNP	12-8-1	DNP
ALABAMA A&M	12/14/19	88-74	W	6-3-1	DNP	11-9-1	DNP
vs Temple	12/17/19	78-77	W	11-9-1	DNP	8-5-1	DNP
COPPIN STATE	12/21/19	91-60	W	0-5-1	0-0-0	15-11-1	DNP
at Clemson	12/31/19	73-68	W	0-2-0	DNP	7-6-2	DNP
#2 DUKE	01/04/20	62-95	L	8-3-0	DNP	11-6-0	DNP
at #13/11 Louisville	01/07/20	58-74	L	0-6-0	0-0-0	5-10-2	DNP
PITTSBURGH	01/12/20	66-58	W	7-7-0	DNP	7-10-3	DNP
at NC State	01/15/20	63-80	L	16-7-0	0-0-0	1-3-0	DNP
#9 FLORIDA STATE	01/18/20	79-83	L	4-8-0	DNP	7-11-1	DNP
at #8 Duke	01/21/20	59-89	L	13-13-0	0-0-0	0-5-2	DNP
at North Carolina	01/25/20	71-94	L	13-4-0	6-2-1	2-2-2	DNP
VIRGINIA TECH	01/28/20	71-61	W	11-8-0	DNP	9-6-1	DNP
at Pittsburgh	02/02/20	57-62	L	16-4-1	0-0-0	5-5-2	DNP
NC STATE	02/05/20	72-83	L	5-3-0	0-0-0	5-7-0	DNP
at #8 Florida State	02/08/20	81-99	L	DNP	3-0-0	15-3-1	DNP
BOSTON COLLEGE	02/12/20	85-58	W	11-7-0	DNP	DNP	DNP
WAKE FOREST	02/15/20	71-54	W	8-10-1	DNP	9-7-0	DNP
at Virginia Tech	02/19/20	102-95	W	10-5-0	DNP	3-1-0	DNP
at Notre Dame	02/23/20	71-87	L	5-6-0	DNP	3-4-0	DNP
at Georgia Tech	02/29/20	57-63	L	8-4-2	DNP	5-3-0	DNP
#22 VIRGINIA	03/04/20	44-46	L	6-4-1	DNP	2-5-1	DNP
SYRACUSE	03/07/20	69-65	W	4-4-1	DNP	6-9-3	DNP
vs Clemson	03/11/20	64-69	L	0-1-0	DNP	0-8-0	DNP

SEASON IN REVIEW



TOP INDIVIDUAL PERFORMANCES & TRENDS

Points, 20-plus

- 28 Kameron McGusty vs. Coppin State (12/21/19)
- 28 Chris Lykes at Illinois (12/2/19)
- 27 Isaiah Wong at Virginia Tech (2/19/20)
- 27 Chris Lykes at Clemson (12/31/19)
- 25 DJ Vasiljevic vs. Missouri State (11/21/19)
- 24 Chris Lykes vs. Florida State (1/18/20)
- 23 Chris Lykes at Virginia Tech (2/19/20)
- 23 Isaiah Wong at Florida State (2/8/20)
- 22 Kameron McGusty vs. Quinnipiac (11/16/19)
- 21 Chris Lykes vs. Clemson (3/11/20)
- 21 Kameron McGusty at Virginia Tech (2/19/20)
- 21 Isaiah Wong vs. Boston College (2/12/20)
- 21 DJ Vasiljevic vs. Coppin State (12/21/19)
- 21 Kameron McGusty vs. Alabama A&M (12/14/19)
- 20 Harlond Beverly vs. NC State (2/5/20)
- 20 Chris Lykes at NC State (1/15/20)
- 20 DJ Vasiljevic at Illinois (12/2/20)

Rebounds, 10-plus

- 18 Keith Stone at Virginia Tech (2/19/20)
- 13 Rodney Miller Jr. at Duke (1/21/20)
- 12 Isaiah Wong at Virginia Tech (2/19/20)
- 11 Sam Waardenburg vs. Florida State (1/18/20)
- 11 Sam Waardenburg vs. Coppin State (12/21/19)
- 11 Sam Waardenburg vs. Florida Atlantic (11/8/19)
- 10 Kameron McGusty vs. Temple (12/17/19)
- 10 Kameron McGusty at UCF (11/12/19)
- 10 Rodney Miller Jr. vs. Wake Forest (2/15/20)
- 10 Sam Waardenburg vs. Pittsburgh (1/12/20)
- 10 Sam Waardenburg at Louisville (1/7/20)
- 10 DJ Vasiljevic vs. Quinnipiac (11/16/19)

Assists, 6-plus

- 6 Keith Stone vs. Syracuse (3/7/20)
- 6 Harlond Beverly vs. Boston College (2/12/20)
- 6 Harlond Beverly vs. Virginia Tech (1/28/20)
- 6 Kameron McGusty vs. Florida State (1/18/20)
- 6 Harlond Beverly vs. Coppin State (12/21/19)
- 6 Chris Lykes vs. Temple (12/17/19)

Steals, 4-plus

- 5 Chris Lykes vs. Temple (12/17/19)
- 4 Keith Stone vs. Virginia (3/4/20)
- 4 Rodney Miller Jr. at Georgia Tech (2/29/20)
- 4 Chris Lykes at Illinois (12/2/19)

Blocked Shots, 3-plus

- 3 Sam Waardenburg vs. Syracuse (3/7/20)
- 3 Sam Waardenburg vs. Temple (12/17/19)
- 3 Anthony Walker vs. UConn (11/24/19)

Double-Figure Scoring Games (103)

- 23 DJ Vasiljevic
- 21 Chris Lykes
- 21 Kameron McGusty
- 10 Rodney Miller Jr.
- 10 Isaiah Wong
- 9 Harlond Beverly
- 5 Sam Waardenburg
- 3 Keith Stone
- 1 Anthony Walker

20-Plus Point Games (17)

- 6 Chris Lykes
- 4 Kameron McGusty
- 3 DJ Vasiljevic
- 3 Isaiah Wong
- 1 Harlond Beverly

Double-Figure Rebounding Games (12)

- 5 Sam Waardenburg
- 2 Kameron McGusty
- 2 Rodney Miller Jr.
- 1 Keith Stone
- 1 DJ Vasiljevic
- 1 Isaiah Wong

Double-Doubles

Kameron McGusty (2)

- 17 pts, 10 reb at UCF, 11/12/19
- 12 pts, 10 reb vs. Temple, 12/17/19

Rodney Miller Jr. (1)

- 13 pts, 13 reb at Duke, 1/21/20

Keith Stone (1)

- 12 pts, 18 reb at Virginia Tech, 2/19/20

DJ Vasiljevic (1)

- 13 pts, 10 reb Quinnipiac, 11/16/19

Sam Waardenburg (1)

- 15 pts, 11 reb Coppin State, 12/21/19

Isaiah Wong (1)

- 27 pts, 12 reb at Virginia Tech, 2/19/20

SEASON IN REVIEW

BOX SCORES

Official Basketball Box Score -- Game Totals -- Final Statistics

#5 Louisville vs Miami

11/05/19 6:30 p.m. at Coral Gables, Fla. (Watco Center)

#5 Louisville 87 • 1-0, 1-0 ACC

#	Player	Total		3-Pr			Rebounds		PF	TP	A	TO	Bk	Shl	Min
		FG	FGA	FG-FTA	FT	FTA	Off	Def							
24	Dwayne Sutton	4	8-7	0-0	4-6	3	2	5	0	16	1	0	0	28	
33	Jordan Nwora	4	8-16	4-6	3-3	2	10	10	23	2	2	1	3	31	
23	Steven Ennoch	4	5-7	0-1	1-2	3	9	12	2	11	0	0	0	19	
20	Darius Perry	4	1-5	0-3	0-0	3	3	3	2	4	2	0	0	18	
30	Ryan McHaul	4	6-10	4-7	0-0	0	0	0	1	16	2	0	0	24	
00	Lamar Kimble	4	1-5	0-2	0-0	0	0	2	6	3	3	2	0	20	
10	Samuel Williamson	4	6-9	1-1	0-1	2	3	5	4	13	1	3	0	24	
11	Quinn Slazniskis	4	0-2	0-0	0-0	1	2	0	0	1	0	0	0	7	
20	Josh Nickaeweb	4	0-0	0-0	0	0	0	0	0	0	0	0	0	9	
22	Aidan Ighion	4	0-1	0-0	0-0	0	0	0	3	0	2	1	0	12	
Team							2	1							
Totals			34-63	9-19	10-14	10	30	40	17	87	14	13	4	8	

FG % 1st Half: 17-32 53.1% 2nd half: 17-31 54.8% Game: 34-63 54.0%
 3FG % 1st Half: 4-9 44.4% 2nd half: 4-11 36.4% Game: 8-20 40.0%
 FT % 1st Half: 7-10 70.0% 2nd half: 3-4 75.0% Game: 10-14 71.4%
 Points: Louisville 87, Miami 82

Miami 74 • 0-1, 0-1 ACC

#	Player	Total		3-Pr			Rebounds		PF	TP	A	TO	Bk	Shl	Min
		FG	FGA	FG-FTA	FT	FTA	Off	Def							
21	Sam Waardenburg	4	3-5	0-0	0-2	3	6	3	6	0	1	0	0	20	
40	Chris Lykes	4	7-15	2-4	2-2	0	1	2	0	18	5	0	0	32	
00	DJ Vasiljevich	4	6-10	4-7	0-0	0	4	4	0	16	5	0	0	32	
33	Kameron McGusty	4	5-13	2-5	0-0	0	2	2	12	1	2	0	0	27	
02	Isaiah Wong	4	1-5	0-2	0-1	1	2	3	0	0	0	0	0	17	
05	Harford Beverly	4	4-11	1-4	0-0	1	1	2	9	0	0	0	0	12	
11	Anthony Walker	4	3-6	1-2	0-4	3	2	5	2	9	0	1	0	18	
22	Denz Gak	4	0-0	0-0	0-1	0	2	0	0	0	0	0	0	12	
Team							3	5							
Totals			30-69	10-24	4-11	13	23	13	74	12	10	4	0	20	

FG % 1st Half: 12-24 50.0% 2nd half: 18-45 40.0% Game: 30-69 43.8%
 3FG % 1st Half: 2-8 25.0% 2nd half: 8-16 50.0% Game: 10-24 41.7%
 FT % 1st Half: 0-0 0.0% 2nd half: 4-11 36.4% Game: 4-11 36.4%
 Points: Louisville 87, Miami 82

Score by periods	1st	2nd	Total
#5 Louisville	45	42	87
Miami	26	48	74

Last FG - LOU 2nd 03:16, UMI 2nd 00:32
 Lastest lead - LOU by 12:32, UMI by 09:48, UMI by 7:41, 11:45
 UMI led for 30:42, UMI led for 08:31. Game was tied for 00:47.

Score tied - 4 times.
 Lead changed - 3 times.

Official Basketball Box Score -- Game Totals -- Final Statistics

Florida Atlantic vs Miami

11/08/19 7:00 p.m. at Coral Gables, Fla. (Watco Center)

Florida Atlantic 60 • 1-1, 0-0 C-USA

#	Player	Total		3-Pr			Rebounds		PF	TP	A	TO	Bk	Shl	Min
		FG	FGA	FG-FTA	FT	FTA	Off	Def							
01	Madian Niere	4	2-7	0-2	4	4	2	7	0	4	2	2	0	1	3
05	Jaylen Sebre	4	1-0	0-6	1-2	1	3	4	0	3	1	0	1	0	23
25	Kearis Sills	4	4-8	2-4	2-2	2	3	5	4	0	0	0	0	1	14
11	Michael Forrest	4	1-4	1-3	0-0	2	2	0	2	0	1	3	2	0	23
23	Richardson Maitre	4	1-4	0-0	0-0	0	2	0	2	0	3	1	1	1	18
00	Cornelius Taylor	4	4-9	2-4	0-0	1	1	2	10	1	2	1	2	0	20
02	Everett Winchester	4	4-4	0-1	1-2	0	0	0	0	0	0	0	0	1	10
04	D.J. Robertson	4	2-5	0-0	0-0	0	0	0	0	0	0	0	0	0	7
05	Carrington McCaskill	4	2-2	0-0	1-2	1	0	0	0	0	0	0	0	0	7
12	Aleksandar Zecovic	4	3-5	0-1	0-0	0	4	0	3	4	1	6	1	1	19
13	Kenan Blackshear	4	1-3	0-0	0	0	1	2	1	2	0	2	0	0	13
15	Jalynn Ingram	4	0-7	1-1	0-0	2	4	6	0	1	2	0	1	0	12
35	Darion Kagari	4	0-0	0-0	0-0	0	0	1	0	0	0	0	0	0	4
Team							23	6	4	22	8	12	7	7	
Totals			23-66	4-22	8-12	17	27	44	60	11	15	7	4	20	

FG % 1st Half: 11-25 44.0% 2nd half: 12-31 38.7% Game: 23-66 34.8%
 3FG % 1st Half: 3-12 25.0% 2nd half: 3-10 30.0% Game: 6-22 27.3%
 FT % 1st Half: 1-2 50.0% 2nd half: 3-8 37.5% Game: 8-12 66.7%

Miami 74 • 1-1, 0-1 ACC

#	Player	Total		3-Pr			Rebounds		PF	TP	A	TO	Bk	Shl	Min
		FG	FGA	FG-FTA	FT	FTA	Off	Def							
21	Sam Waardenburg	4	3-9	1-1	1-2	5	6	11	4	2	1	1	1	29	
14	Rodney Miller	4	6-6	0-0	2-2	1	4	5	2	12	2	1	0	21	
00	Chris Lykes	4	6-14	1-6	1-2	2	3	3	15	2	0	0	0	28	
01	DJ Vasiljevich	4	3-8	2-4	0-0	0	3	3	0	0	3	0	0	27	
33	Kameron McGusty	4	4-12	0-0	0-0	0	3	0	3	0	0	0	0	28	
02	Isaiah Wong	4	1-3	0-0	0-2	1	0	1	0	0	0	0	0	10	
05	Harford Beverly	4	6-9	2-3	0-2	3	3	4	4	2	0	1	0	13	
11	Anthony Walker	4	2-4	1-1	0-1	2-4	1	1	0	4	1	0	1	12	
22	Denz Gak	4	0-0	0-0	0-0	0	0	0	0	0	0	0	0	3	
Team							10	3	0	0	0	0	0	0	
Totals			30-66	5-18	9-14	11	28	39	74	13	6	3	8	20	

FG % 1st Half: 14-33 42.4% 2nd half: 16-33 48.5% Game: 30-66 45.5%
 3FG % 1st Half: 1-8 12.5% 2nd half: 4-10 40.0% Game: 5-18 27.8%
 FT % 1st Half: 6-10 60.0% 2nd half: 3-4 75.0% Game: 9-14 64.3%
 Points: Florida Atlantic 60, Miami 74

Score by periods	1st	2nd	Total
Florida Atlantic	26	34	60
Miami	35	39	74

Last FG - FAU 2nd 00:28, UMI 2nd 01:20
 Lastest lead - FAU by 17:12, UMI by 17:00, UMI by 07:12
 FAU led for 07:12, UMI led for 28:18. Game was tied for 04:10.

Official Basketball Box Score -- Game Totals -- Final Statistics

Miami vs UCF

11/12/19 9:00 p.m. at Orlando, Fla. (Addition Financial Arena)

Miami 70 • 2-1, 0-1 ACC

#	Player	Total		3-Pr			Rebounds		PF	TP	A	TO	Bk	Shl	Min
		FG	FGA	FG-FTA	FT	FTA	Off	Def							
21	Sam Waardenburg	4	1-4	0-1	0-1	1	2	3	5	8	1	0	0	18	
40	Chris Lykes	4	4-5	0-0	0	3	6	4	8	0	0	0	0	21	
01	DJ Vasiljevich	4	2-6	1-2	6-7	0	1	4	11	3	5	0	1	30	
05	Kevin Harfo	4	6-12	2-7	2-2	1	4	2	16	4	1	0	0	34	
33	Kameron McGusty	4	6-17	1-7	4-5	1	9	10	0	17	3	0	0	135	
02	Isaiah Wong	4	0-0	0-0	0-0	0	1	0	0	0	0	0	0	7	
05	Harford Beverly	4	6-11	1-2	4-4	1	0	1	5	4	2	0	0	25	
11	Anthony Walker	4	3-6	0-1	0-0	1	1	2	6	1	0	2	0	18	
22	Denz Gak	4	1-1	0-0	2-3	1	1	2	4	0	0	0	0	12	
Team							3	1	4						
Totals			29-62	5-20	16-22	12	21	33	16	79	16	9	2	20	

FG % 1st Half: 12-32 37.5% 2nd half: 17-30 56.7% Game: 29-62 46.8%
 3FG % 1st Half: 4-10 40.0% 2nd half: 3-7 42.9% Game: 5-20 25.0%
 FT % 1st Half: 4-6 66.7% 2nd half: 2-7 28.6% Game: 16-22 72.7%
 Points: Miami 70, UCF 70

UCF 70 • 1-1, 0-0 ACC

#	Player	Total		3-Pr			Rebounds		PF	TP	A	TO	Bk	Shl	Min
		FG	FGA	FG-FTA	FT	FTA	Off	Def							
35	Collin Smith	4	4-6	0-0	0-2	1	2	3	5	8	1	0	0	22	
02	Matt Milon	4	2-10	1-7	1-2	3	3	0	6	0	1	0	3	33	
04	Cesair DeJesus	4	4-12	0-3	3-4	0	3	3	11	2	4	0	0	31	
22	Dazon Ingram	4	1-6	0-0	1-3	2	2	2	1	4	1	0	0	30	
30	Frank Brantz	4	5-7	3-5	0-0	3	3	5	0	13	4	0	0	30	
03	Dre Fuller Jr.	4	0-0	0-0	0-0	0	1	0	0	0	0	0	0	7	
05	Avery Diggs	4	3-5	0-0	0-0	1	5	6	1	3	0	0	0	23	
13	Brandon Mahan	4	1-4	0-2	0-0	0	1	0	2	0	1	0	0	8	
14	Ibrahim Ferno Doubamba	4	3-3	0-0	0-0	3	4	7	2	2	1	2	1	9	
22	Darin Green Jr.	4	5-9	3-7	0-1	2	3	2	13	0	0	0	0	120	
Team							0	1							

Official Basketball Box Score -- Game Totals -- Final Statistics
Missouri State vs Miami
11/21/19 11:30 a.m. at Charleston, S.C. (TD Arena)

Table with columns: #, Player, Total, 3-Pr, FG, FGA, FT, FTA, Reb, Off, Def, Tot, PF, TP, A, TO, Blk, Stl, Min. Includes player stats for Missouri State and Miami, and team totals.

FG % 1st Half: 13-31 41.9% 2nd half: 10-34 44.1% Game: 28-65 43.1%
3FG % 1st Half: 2-7 28.6% 2nd half: 8-10 80.0% Game: 10-13 76.9%
FT % 1st Half: 2-3 66.7% 2nd half: 8-10 80.0% Game: 10-13 76.9%

Table with columns: #, Player, Total, 3-Pr, FG, FGA, FT, FTA, Reb, Off, Def, Tot, PF, TP, A, TO, Blk, Stl, Min. Includes player stats for Miami and team totals.

FG % 1st Half: 12-25 48.0% 2nd half: 9-22 40.9% Game: 21-47 44.5%
3FG % 1st Half: 5-10 50.0% 2nd half: 4-12 33.3% Game: 9-22 40.9%
FT % 1st Half: 9-9 100.0% Game: 6-8 75.0%

Officials: Ray Natta, Jeffery Anderson, Antnio Petry
Technical Fouls: Missouri State: None, Miami: Anthony Walker.
Attendance: 2914
Charleston Classic Game 1

Score by periods table with columns: Period, 1st, 2nd, Total. Shows scores for Missouri and Miami.

Last FG - MSU 2nd-00:02, UM 2nd-01:40.
Largest Lead - MSU by 7:16-10:45, UM by 18 2nd-10:10.
UM led for 01:19. UM led for 30:07. Game was tied for 01:54.

Official Basketball Box Score -- Game Totals -- Final Statistics
Miami vs Florida
11/22/19 12:00 p.m. at Charleston, S.C. (TD Arena)

Table with columns: #, Player, Total, 3-Pr, FG, FGA, FT, FTA, Reb, Off, Def, Tot, PF, TP, A, TO, Blk, Stl, Min. Includes player stats for Miami and Florida, and team totals.

FG % 1st Half: 14-28 50.0% 2nd half: 9-27 33.3% Game: 23-55 41.8%
3FG % 1st Half: 5-10 50.0% 2nd half: 5-9 55.6% Game: 10-19 52.6%
FT % 1st Half: 9-9 100.0% 2nd half: 5-9 55.6% Game: 14-18 77.8%

Table with columns: #, Player, Total, 3-Pr, FG, FGA, FT, FTA, Reb, Off, Def, Tot, PF, TP, A, TO, Blk, Stl, Min. Includes player stats for Florida and team totals.

FG % 1st Half: 15-27 55.6% 2nd half: 15-29 51.7% Game: 30-56 53.6%
3FG % 1st Half: 7-12 58.3% 2nd half: 3-7 42.9% Game: 10-19 52.6%
FT % 1st Half: 1-1 100.0% 2nd half: 1-2 50.0% Game: 8-13 61.5%

Officials: John Higgins, Ron Groover, John Gaffney
Technical Fouls: Miami: None, Florida: None.
Attendance: 3245
Charleston Classic Semifinal 1

Score by periods table with columns: Period, 1st, 2nd, Total. Shows scores for Miami and Florida.

Last FG - UM 2nd-00:34, UF 2nd-00:43.
Largest Lead - UM by 6:16-14:26, UF by 23 2nd-07:44.
UM led for 03:28. UF led for 34:27. Game was tied for 03:05.

Official Basketball Box Score -- Game Totals -- Final Statistics
Miami vs UConn
11/24/19 1:00 p.m. at Charleston, S.C. (TD Arena)

Table with columns: #, Player, Total, 3-Pr, FG, FGA, FT, FTA, Reb, Off, Def, Tot, PF, TP, A, TO, Blk, Stl, Min. Includes player stats for Miami and UConn, and team totals.

FG % 1st Half: 12-27 44.4% 2nd half: 13-27 48.1% Game: 25-54 46.3%
3FG % 1st Half: 3-5 60.0% 2nd half: 3-5 60.0% Game: 6-10 60.0%
FT % 1st Half: 8-9 88.9% 2nd half: 4-6 66.7% Game: 12-15 80.0%

Officials: Kipp Klinger, Ron Groover, John Gaffney
Technical Fouls: Miami: Chris Lykes, UConn: None.
Attendance: 1212
Charleston Classic Third Place Game

Score by periods table with columns: Period, 1st, 2nd, Total. Shows scores for Miami and UConn.

Last FG - UM 2nd-02:40, UCONN 2nd-00:34.
Largest Lead - UM by 4:16-18:14, UCONN by 23 2nd-00:34.
UM led for 07:21. UCONN led for 28:47. Game was tied for 03:52.

Official Basketball Box Score -- Game Totals -- Final Statistics
Miami vs Illinois
12/02/19 7:00 p.m. at Champaign, Ill. (State Farm Center)

Table with columns: #, Player, Total, 3-Pr, FG, FGA, FT, FTA, Reb, Off, Def, Tot, PF, TP, A, TO, Blk, Stl, Min. Includes player stats for Miami and Illinois, and team totals.

FG % 1st Half: 20-30 66.7% 2nd half: 12-24 50.0% Game: 32-54 59.3%
3FG % 1st Half: 6-12 50.0% 2nd half: 4-6 66.7% Game: 10-18 55.6%
FT % 1st Half: 3-7 42.9% 2nd half: 3-7 42.9% Game: 6-14 42.9%

Officials: Chris Beaver, Larry Scritto, Bo Bross
Technical Fouls: Miami: Chris Lykes, Illinois: Alan Griffin.
Attendance: 11819

Score by periods table with columns: Period, 1st, 2nd, Total. Shows scores for Miami and Illinois.

Last FG - UM 2nd-03:17, ILLINOIS 2nd-00:46.
Largest Lead - UM by 17:04-13, ILLINOIS by 3 1st-22:39.
UM led for 30:08. ILLINOIS led for 01:05. Game was tied for 00:47.

BOX SCORES

Official Basketball Box Score -- Game Totals -- Final Statistics

Alabama A&M vs Miami
12/19/19 2:00 p.m. at Coral Gables, Fla. (Watson Center)

Alabama A&M 74 - 2, 6-0 SWAC

#	Player	Total			3-Pr			Rebounds			PF	TP	A	T	Bk	Sl	Min	Pts
		FG	FGA	FT	FTA	FG	FGA	FT	FTA	Off								
00	T Parham	4	13	1	6	2	2	1	4	5	4	11	4	0	0	1	27	
13	ED Williams	4	4	0	1	2	0	4	4	1	5	0	0	2	0	18		
03	Cameron Tucker	3	6	1	3	0	1	4	5	3	7	5	3	0	0	33		
20	Garrett Hicks	3	5	1	2	0	0	5	5	4	1	0	1	0	0	28		
12	Cameron Alford	4	5	1	4	2	4	1	2	3	4	1	0	1	0	34		
02	Brandon Miller	1	3	1	2	0	0	1	1	1	2	4	1	0	1	18		
09	Jalen Johnson	4	9	0	2	0	0	1	1	14	0	0	0	0	0	24		
22	Gerron Scissum	1	1	0	0	1	1	2	2	2	0	2	2	0	0	6		
24	Evan Wiley	0	0	0	0	0	0	0	0	0	0	0	0	0	0	3		
30	Brandon Houston	1	1	0	0	0	0	1	1	1	0	1	1	0	0	6		
54	Walter Jones Jr.	1	1	0	2	0	1	1	1	4	1	0	1	0	0	6		
Team																		
Totals		31	60	7	21	5	8	7	22	29	23	74	20	11	2	5	200	

FG % 1st Half: 15.2% 2nd Half: 16.34% 47.1% Game: 31.60 51.7% Doubleball
3FG % 1st Half: 3.9 33.3% 2nd Half: 4.12 33.3% Game: 7.21 33.3% Rebound
FT % 1st Half: 3.4 75.0% 2nd Half: 3.4 75.0% Game: 5.8 62.5%

Miami BBvs - 6-3, 0-1 ACC

#	Player	Total			3-Pr			Rebounds			PF	TP	A	T	Bk	Sl	Min	Pts
		FG	FGA	FT	FTA	FG	FGA	FT	FTA	Off								
11	Sam Waardenburg	3	5	0	0	5	0	0	1	8	9	0	11	1	0	0	29	
14	Rodney Miller	4	2	0	2	2	1	3	6	1	6	1	2	2	1	16		
00	Chris Lykes	5	13	1	3	2	3	3	13	5	1	2	0	3	0	28		
02	DJ Vasilevji	5	5	0	2	0	1	1	3	17	1	1	1	0	0	34		
23	Kameron McGusty	5	15	1	6	2	3	5	6	2	3	5	0	0	0	30		
02	Isaiah Wong	1	7	0	1	2	0	4	1	2	0	4	1	0	1	16		
04	Keith Stone	1	3	1	2	1	2	3	4	1	2	0	1	0	1	25		
05	Harford Beverly	0	0	0	0	0	0	0	0	0	0	0	0	0	0	3		
11	Anthony Walker	0	0	0	0	0	0	0	0	0	0	0	0	0	0	0		
Team																		
Totals		29	56	8	19	22	30	10	23	33	12	88	16	10	7	3	200	

FG % 1st Half: 16.31 51.6% 2nd Half: 13.25 52.0% Game: 29.56 51.8% Doubleball
3FG % 1st Half: 4.10 40.0% 2nd Half: 4.9 44.4% Game: 10.9 42.1% Rebound
FT % 1st Half: 11.1 72.7% 2nd Half: 14.19 73.7% Game: 23.30 73.3%

Officials: Trey Stray, Tony Henderson, Ted Valentine
Technical fouls: Alabama A&M-None, Miami-None
Attendance: 4649

Score by periods	1st	2nd	Total
Alabama A&M	33	41	74
Miami	44	44	88

LAST FG - ALA 06:39, MIAMI 2nd-00:13.
Largest lead - ALA 16:01 by 14-14, MIAMI by 16 2nd-00:13.
AMR led for 02:33, UM led for 33:29. Game was tied for 00:58.

Score tied - 0 times.
Lead changed - 4 times.

Official Basketball Box Score -- Game Totals -- Final Statistics

Miami vs Temple
12/17/19 9:30 pm at Brooklyn, N.Y. (Barclays Center)

Miami 78 - 7, 3-0 ACC

#	Player	Total			3-Pr			Rebounds			PF	TP	A	T	Bk	Sl	Min	Pts
		FG	FGA	FT	FTA	FG	FGA	FT	FTA	Off								
21	Sam Waardenburg	4	5	0	2	5	0	2	2	14	3	2	1	1	0	33		
14	Rodney Miller	4	9	0	1	3	2	7	9	3	2	1	1	0	0	24		
00	Chris Lykes	4	5	1	2	4	0	1	2	17	6	2	0	0	0	34		
02	DJ Vasilevji	4	9	1	3	0	0	8	10	1	0	0	0	0	0	34		
23	Kameron McGusty	4	13	0	4	2	3	0	8	1	1	1	0	0	0	35		
02	Isaiah Wong	4	5	0	1	2	0	4	1	0	0	1	0	0	0	15		
04	Keith Stone	4	5	0	5	0	0	7	2	0	5	1	1	0	1	19		
05	Harford Beverly	3	7	0	1	0	0	0	0	0	6	1	2	0	1	15		
Team																		
Totals		36	60	4	18	22	4	5	32	37	13	78	9	11	4	9	200	

FG % 1st Half: 17.32 53.1% 2nd Half: 13.28 55.4% Game: 30.60 55.0% Doubleball
3FG % 1st Half: 2.4 25.0% 2nd Half: 2.10 20.0% Game: 4.18 22.2% Rebound
FT % 1st Half: 3.3 100.0% 2nd Half: 11.19 57.9% Game: 14.22 63.6%

Temple 77 - 7, 3-0 AAC

#	Player	Total			3-Pr			Rebounds			PF	TP	A	T	Bk	Sl	Min	Pts
		FG	FGA	FT	FTA	FG	FGA	FT	FTA	Off								
01	Quanton Rose	4	5	1	3	0	0	2	2	14	3	2	1	1	0	30		
4	J.P. Moomian II	4	7	2	3	0	0	4	4	2	6	2	3	0	0	23		
21	Justyn Hamilton	4	3	0	0	0	0	0	0	0	0	0	0	0	0	5		
00	Alan Moore II	4	8	4	7	0	0	2	3	2	12	4	1	0	0	28		
15	Nate Pierre-Louis	4	11	1	5	2	3	11	14	3	9	6	0	0	0	33		
02	Monty Scott	4	9	2	5	0	0	4	4	10	2	1	0	1	0	19		
03	Josh Pierre-Louis	4	2	0	1	0	0	1	1	1	2	3	0	0	0	11		
10	Jake Forester	4	8	0	0	1	2	7	9	1	8	2	0	2	0	25		
14	Arashba Parks	4	0	0	0	0	0	0	0	0	1	0	1	0	0	4		
26	DeVondre Perry	4	8	4	6	2	2	1	2	18	0	1	0	1	0	22		
Team																		
Totals		28	69	13	32	8	12	11	32	18	17	19	14	1	7	200		

FG % 1st Half: 14.31 45.2% 2nd Half: 14.38 36.8% Game: 28.69 40.6% Doubleball
3FG % 1st Half: 11.2 50.0% 2nd Half: 13.22 35.0% Game: 13.22 40.6% Rebound
FT % 1st Half: 4.6 66.7% 2nd Half: 4.6 66.7% Game: 8.12 66.7%

Officials: Bert Smith, Job Hartless, Roger Ayers
Technical fouls: Miami-None, Temple-None
Attendance: 5064
Air Force Southwest Basketball Hall of Fame Invitational Game 3

Score by periods	1st	2nd	Total
Miami	39	39	78
Temple	38	39	77

LAST FG - MIAMI 2nd-00:08, TEM 2nd-00:34.
Largest lead - MIAMI by 9 1st-00:39, TEM by 2nd-17:37.
UM led for 24:27, UM led for 12:07. Game was tied for 03:26.

Score tied - 11 times.
Lead changed - 14 times.

Official Basketball Box Score -- Game Totals -- Final Statistics

Coppin State vs Miami
12/11/19 2:00 p.m. at Coral Gables, Fla. (Watson Center)

Coppin State 60 - 4, 9-0 MEAC

#	Player	Total			3-Pr			Rebounds			PF	TP	A	T	Bk	Sl	Min	Pts
		FG	FGA	FT	FTA	FG	FGA	FT	FTA	Off								
10	KORY THOMAS	4	4	0	1	4	3	7	10	3	12	1	1	0	0	33		
35	BRENDAN MEDLEY-BAC	4	1	0	0	0	1	2	2	1	1	1	1	0	0	13		
00	AARON ROBINSON	4	0	0	0	2	0	2	1	0	1	1	0	1	0	23		
23	DEJUAN CLAYTON	5	13	0	0	5	3	10	4	5	0	3	0	0	0	35		
14	ANDREW ROBINSON	1	12	1	6	4	5	3	2	1	7	0	3	0	0	25		
01	IBN WILLIAMS	4	10	3	7	0	1	3	11	2	1	0	1	0	0	23		
03	GIJR RING	3	7	3	6	4	1	2	1	13	0	0	0	0	0	20		
05	REGGIE JAMES	1	2	0	1	1	1	2	0	3	1	1	0	0	0	17		
20	JORDAN HARDWICK	1	3	0	0	1	2	0	1	0	1	0	1	0	0	11		
Team																		
Totals		20	66	13	30	13	19	15	20	64	10	114	1	1	1	8	200	

FG % 1st Half: 17.31 22.6% 2nd Half: 13.57 29.1% Game: 20.66 30.3% Doubleball
3FG % 1st Half: 2.13 15.4% 2nd Half: 1.33 37.4% Game: 7.30 23.4% Rebound
FT % 1st Half: 4.6 66.7% 2nd Half: 9.13 69.8% Game: 13.19 65.0%

Miami 91 - 8, 3-0 ACC

#	Player	Total			3-Pr			Rebounds			PF	TP	A	T	Bk	Sl	Min	Pts
		FG	FGA	FT	FTA	FG	FGA	FT	FTA	Off								
21	Sam Waardenburg	4	6	3	5	0	4	7	11	1	15	1	2	2	0	21		
14	Rodney Miller	4	0	1	0	0	5	2	0	1	0	1	0	0	0	29		
00	Chris Lykes	4	5	0	0	2	0	2	1	0	1	0	1	0	0	26		
02	DJ Vasilevji	6	15	1	11	8	0	1	1	21	1	0	2	0	0	27		
23	Kameron McGusty	4	11															

BOX SCORES

Official Basketball Box Score - Game Totals - Final Statistics #2 Duke vs Miami 01/04/20 8:00 p.m. at Coral Gables, Fla. (Watsco Center)

#2 Duke 95 # 13-1, 3-0 ACC

#	Player	Total		3-Ptr		Rebounds			PF	TP	A	T	Blk	Stl	Min
		FG	FGA	FG%	FTA	FT%	Off	Def							
1	Matthew Hurt	6-8	1-2	0-0	2	4	6	0	13	4	2	2	3	3	27
11	Vernon Carey	11-14	0-0	-2-4	9	8	24	2	2	1	1	1	1	25	
20	Cassius Stanley	6-11	2-2	2-4	2	3	5	2	20	2	1	0	1	26	
23	Tré Jones	4-7	0-1	-1-2	0	2	2	3	9	3	0	0	2	22	
15	Alex O'Connell	4-6	0-2	0-0	0	1	2	3	4	0	0	0	1	10	
20	Wendell Moore	3-7	0-0	0-0	3	1	4	1	6	2	3	0	0	21	
13	Justin Robinson	4-11	2-4	4-4	2	1	2	6	1	0	0	0	1	13	
13	Jorye Baker	2-5	0-2	0-0	0	2	2	3	4	3	2	1	0	15	
14	Jordan Goldwire	1-3	1-2	0-0	1	1	0	1	3	4	0	1	1	26	
41	Jack White	1-1	1-2	0-0	1	2	3	3	0	1	0	0	1	13	
30	Justin Robinson	1-1	0-0	0-0	1	1	2	3	0	0	0	0	0	2	
Team		1-2		1		2		3		0		0		0	
Totals		40-67	6-14	0-14	13	28	41	16	95	23	14	5	9	20	

FG % 1st Half: 21-34 61.8% 2nd half: 19-33 57.6% Game: 40-67 59.7%
3FG % 1st Half: 4-9 44.4% 2nd half: 2-5 40.0% Game: 6-14 42.9%
FT % 1st Half: 4-8 50.0% 2nd half: 5-8 62.5% Game: 9-14 64.3%

Deadball
Rebounds
3

Miami 62 # 9-2, 4-2 ACC

#	Player	Total		3-Ptr		Rebounds			PF	TP	A	T	Blk	Stl	Min
		FG	FGA	FG%	FTA	FT%	Off	Def							
1	Sam Waardenburg	7	4-6	0-1	3-4	1	5	6	0	11	0	1	1	1	28
14	Rodney Miller	4-8	0-0	0-0	1	2	3	8	0	1	1	0	0	29	
20	Chris Lykes	8	2-15	0-3	4-4	0	1	2	8	4	1	0	0	33	
23	DJ Vasiljevic	6	3-9	-1-3	2-2	1	3	4	1	9	1	2	0	34	
23	Kameron McGusty	6	4-7	-1-3	3-5	0	0	2	12	0	6	0	0	26	
22	Isiah Wong	1-2	0-0	-0-1	0	1	1	2	0	1	0	0	0	9	
14	Alex Stone	4-4	2-2	2	1	3	4	6	0	0	0	0	3	17	
10	Harford Beverly	3-6	0-1	-0-0	1	0	1	6	1	3	1	0	1	19	
11	Anthony Walker	0-0	0-0	0-0	0	0	0	0	0	0	0	0	1	6	
Team		3-2		2		5		7		2		0		0	
Totals		23-58	2-12	-14-18	9	15	24	13	62	6	15	3	7	20	

FG % 1st Half: 14-33 42.4% 2nd half: 9-25 36.0% Game: 23-58 39.7%
3FG % 1st Half: 2-6 33.3% 2nd half: 4-8 50.0% Game: 6-14 42.9%
FT % 1st Half: 6-9 66.7% 2nd half: 8-9 88.9% Game: 14-18 77.8%

Deadball
Rebounds
21

Officials: Pat Adams, James Breeding, Mike Stephens

Technical Fouls: #2 Duke-None. Miami-None.

Attendance: 7045

Score by periods	1st	2nd	Total
#2 Duke	50	45	95
Miami	36	26	62

Start: PG - DJ 2nd-00-04, UM 2nd-00:23

Largest Lead - DU by 25 2nd-00-04, UM by 3 1st-14:57

DU led for 35:24, UM led for 02:47, Game was tied for 00:49.

Points

In Off 2nd Fast

Score tied - 2 times.

Lead changed - 7 times.

Official Basketball Box Score - Game Totals - Final Statistics Miami vs #1311 Louisville 01/07/20 7:00 p.m. at Louisville, Ky. (KYC Yum! Center)

Miami 95 # 9-5, 1-3 ACC

#	Player	Total		3-Ptr		Rebounds			PF	TP	A	T	Blk	Stl	Min
		FG	FGA	FG%	FTA	FT%	Off	Def							
1	Sam Waardenburg	1	1-4	1-3	2-2	2	8	10	4	5	2	2	1	30	
14	Rodney Miller	3	0-3	0-0	0-1	0	6	3	0	0	0	0	0	21	
20	Chris Lykes	6	4-16	2-6	8-8	1	3	4	2	18	2	1	1	38	
21	DJ Vasiljevic	6	4-16	2-11	2-2	0	5	5	1	12	0	0	0	38	
23	Kameron McGusty	4	6-13	3-7	3-5	2	5	7	2	5	2	1	0	37	
22	Isiah Wong	1-6	0-2	-1-1	1	1	2	3	0	3	0	0	0	26	
10	Harford Beverly	2	0-2	-0-1	0-0	0	0	0	0	0	0	0	0	5	
11	Anthony Walker	0	0-1	0-0	0-0	0	0	0	0	0	0	0	0	1	
15	Willie Herenton	0	0-0	0-0	0-0	0	0	0	0	0	0	0	0	2	
Team		1-2		1		2		3		0		0		0	
Totals		17-61	8-31	16-19	7	30	37	16	58	5	5	2	5	20	

FG % 1st Half: 10-31 32.3% 2nd half: 7-30 23.3% Game: 17-61 27.9%
3FG % 1st Half: 6-15 40.0% 2nd half: 2-16 12.5% Game: 8-31 25.8%
FT % 1st Half: 6-6 100.0% 2nd half: 10-13 76.9% Game: 16-19 84.2%

Deadball
Rebounds
1

#1311 Louisville 74 # 12-3, 3-1 ACC

#	Player	Total		3-Ptr		Rebounds			PF	TP	A	T	Blk	Stl	Min
		FG	FGA	FG%	FTA	FT%	Off	Def							
24	Dwayne Sutton	4	4-9	0-2	1-2	0	13	13	2	9	3	2	2	1	35
33	Jordan Nwora	6	11-12	3-5	4-4	1	11	12	3	19	4	0	1	37	
33	Steven Enoch	4	4-12	0-1	4-6	3	7	10	1	12	1	0	1	22	
20	Kamal Kimble	3	0-4	0-0	0-1	1	2	1	0	0	0	0	0	21	
22	Darius Perry	4	4-7	1-2	1-1	0	2	3	0	10	3	0	0	25	
33	Mark Williams	4	4-8	-0-1	2-4	2	4	6	2	10	1	2	0	18	
10	Samuël Williamson	3-3	0-0	-0-1	1	0	1	1	0	3	6	2	0	9	
20	David Johnson	1-2	0-0	0-0	0	0	0	0	0	2	0	2	0	11	
30	Ryan McAlhara	2-5	2-4	0-0	0	1	1	1	6	1	0	0	0	22	
Team		28-62		12-15		12-18		9		39		48		16	
Totals		74	137	48.5%	22	44	16	74	13	7	6	2	20		

FG % 1st Half: 15-33 45.5% 2nd half: 12-29 41.4% Game: 28-62 45.2%
3FG % 1st Half: 5-10 50.0% 2nd half: 5-15 20.0% Game: 6-15 40.0%
FT % 1st Half: 6-9 66.7% 2nd half: 6-9 66.7% Game: 12-18 66.7%

Deadball
Rebounds
1

Officials: Matt Peters, Brent Hampton, Brian O'Connell

Technical Fouls: Miami-None. #1311 Louisville-None.

Attendance: 14980

Score by periods	1st	2nd	Total
Miami	42	25	67
#1311 Louisville	33	31	64

Start: PG - DJ 2nd-00:07, UM 2nd-00:36

Largest Lead - UM by 1 1st-07:20, UM by 20 1st-40:30

UM led for 00:11, UM led for 39:26, Game was tied for 00:19.

Points

In Off 2nd Fast

Score tied - 0 times.

Lead changed - 2 times.

Official Basketball Box Score - Game Totals - Final Statistics Pittsburgh vs Miami 01/12/20 6:00 p.m. at Coral Gables, Fla. (Watsco Center)

Pittsburgh 95 # 11-5, 2-3 ACC

#	Player	Total		3-Ptr		Rebounds			PF	TP	A	T	Blk	Stl	Min
		FG	FGA	FG%	FTA	FT%	Off	Def							
1	Eric Hamilton	1	0-2	0-0	0	1	2	3	0	0	0	0	0	0	14
10	Justin Champagne	7	3-16	-0-4	2-2	6	5	11	2	8	0	1	3	38	
11	Xavier Johnson	4	1-5	0-2	2-2	1	1	2	3	4	3	4	0	11	
22	Trey McGowens	6	1-6	-1-3	5-5	0	3	3	2	18	7	3	0	39	
20	Ryan Murphy	4	4-12	1-5	0	1	3	4	2	9	0	1	0	36	
15	Aur'Desse Toney	4-7	-1-2	-0-2	3	2	5	0	9	1	0	0	0	23	
11	Terrell Brown	5-6	0-0	0-0	2	2	4	3	10	0	0	1	0	26	
Team		22-42		3-16		9-11		16		18		34		11	
Totals		23-64	3-16	9-11	16	18	34	13	58	11	11	2	5	20	

FG % 1st Half: 8-27 29.6% 2nd half: 15-37 40.3% Game: 23-64 35.9%
3FG % 1st Half: 1-4 25.0% 2nd half: 2-8 25.0% Game: 3-16 18.8%
FT % 1st Half: 5-5 100.0% 2nd half: 4-6 66.7% Game: 9-11 81.8%

Deadball
Rebounds
2

Miami 66 # 10-5, 2-3 ACC

#	Player	Total		3-Ptr		Rebounds			PF	TP	A	T	Blk	Stl	Min
		FG	FGA	FG%	FTA	FT%	Off	Def							
1	Sam Waardenburg	7	3-9	0-4	-1-1	2	8	10	7	3	2	2	0	40	
14	Rodney Miller	3	5-6	0-0	1	6	7	0	0	2	1	3	0	36	
20	Chris Lykes	6	5-7	0-2	2-2	0	2	5	12	4	0	0	0	19	
23	DJ Vasiljevic	6	4-10	3-9	2-2	0	1	1	13	1	1	0	1	40	
23	Kameron McGusty	6	8-12	3-7	0-0	0	3	3	19	1	3	1	0	37	
22	Isiah Wong	1-2	0-0	-0-2	2	1	1	2	0	1	0	0	0	10	
10	Harford Beverly	4-7	0-0	0-1	3	5	0	6	5	3	2	1	1	18	
Team		4-7		2		4		7		2		0		0	
Totals		27-51	6-24	6-10	9	25	34	12	66	14	16	7	3	20	

BOX SCORES

Official Basketball Box Score -- Game Totals -- Final Statistics

#9 Florida State vs Miami
01/18/20 12:00 p.m. at Coral Gables, Fla. (Watson Center)

#9 Florida State 83 * 16-2, 6-1 ACC

#	Player	Total			3-Ptr			Rebounds			PF	TP	A	T.O.	Bk	Stk	Min	Pts	Fgm	Fga	FT-FTA	Off Def Tot						
		F	G	A	F	G	A	O	D	T																		
01	Rickiegan Gray	1-2	0-0	0-0	0	1	1	4	2	0	0	1	0	0	0	0	1	14	2	0	0	2						
10	Malik Osborne	1-2	0-1	2-3	1	4	5	3	6	0	0	1	1	1	1	1	3	6	0	0	0	1						
00	Trent Forrest	4-9	0-0	4-4	2	1	3	1	12	5	3	1	2	3	0	1	20	3	1	2	3	9						
02	M.J. Walker	6-15	4-9	3-3	0	0	0	3	19	2	1	1	1	1	1	23	27	3	0	0	0	1						
24	Devin Vassel	9-16	2-5	3-4	3	8	11	6	23	5	4	2	3	7	0	37	37	5	4	2	3	37						
00	Ryan Evans	1-2	1-2	1-2	1	1	2	4	6	0	0	0	0	0	0	12	4	0	0	0	0	12						
02	Anthony Polite	4-9	2-6	0-0	2	3	5	1	10	3	2	0	3	2	0	15	17	2	0	0	0	15						
04	Patrick Williams	0-4	0-2	2-2	0	2	2	3	2	1	2	1	0	1	0	11	0	0	0	0	0	11						
11	Nathanael Jack	0-0	0-0	0-0	0	0	0	0	0	0	0	0	0	0	0	0	0	0	0	0	0	0						
15	Dominik Djedjezak	1-2	0-0	0-0	0	0	0	0	2	0	0	1	0	1	0	9	2	0	0	0	0	9						
21	Wyatt Wilkes	1-4	1-3	0-0	0	1	1	1	3	1	0	1	0	1	0	11	3	1	0	0	0	11						
Team					3			5																				
Totals		29-69			10-28			15-18			33			26			83			21			16			125		
FG % 1st Half:		12-30			40.0%			2nd Half:			13-33			39.6%			Game:			29-69			42.0%			Doubleair		
3FG % 1st Half:		1-10			10.0%			2nd Half:			3-13			23.1%			Game:			4-18			22.2%			Rebounds		
FT % 1st Half:		3-6			50.0%			2nd Half:			7-7			100.0%			Game:			10-28			35.7%			Ratios		
Pts		36			40.0%			100.0%			10			36.0%			Game:			15-18			83.3%			3		

Miami 71 * 10-7, 2-5 ACC

#	Player	Total			3-Ptr			Rebounds			PF	TP	A	T.O.	Bk	Stk	Min	Pts	Fgm	Fga	FT-FTA	Off Def Tot						
		F	G	A	F	G	A	O	D	T																		
21	Sam Waardenburg	1-9	0-2	1-2	0	1	1	4	7	0	0	1	1	1	1	41	2	0	0	0	0	24						
14	Rodney Miller	2-4	0-0	0-0	3	8	4	4	7	0	1	0	0	0	0	20	6	0	0	0	0	31						
00	Chris Lykes	0-18	6-10	0-3	0	0	1	24	6	2	6	2	1	4	2	34	0	0	0	0	0	34						
01	DJ Vasilevich	6-11	4-6	3-3	0	1	1	19	13	2	0	0	0	0	0	14	24	4	0	0	0	14						
23	Kameron McGusty	6-10	0-2	3-5	0	1	1	15	6	4	0	1	3	6	0	12	36	0	0	0	0	12						
02	Isaiah Wong	0-0	0-0	0-0	0	2	2	0	0	0	0	0	0	0	0	0	0	0	0	0	0	0						
00	Harford Beverly	3-7	0-2	0-0	1	2	3	4	8	5	2	0	2	0	6	12	9	0	0	0	0	12						
11	Anthony Walker	0-3	0-2	2-2	1	2	3	2	0	1	0	1	0	1	0	13	0	0	0	0	0	13						
Team					5			10																				
Totals		29-62			11-24			17			24			41			72			25			89			180		
FG % 1st Half:		11-29			37.9%			2nd Half:			14-33			42.4%			Game:			24-62			38.7%			Rebounds		
3FG % 1st Half:		4-11			36.4%			2nd Half:			5-13			38.5%			Game:			11-24			45.8%			Doubleair		
FT % 1st Half:		4-8			50.0%			2nd Half:			6-9			66.7%			Game:			10-27			58.9%			Ratios		
Pts		48			50.0%			0-0			0-0			0.0%			Game:			10-17			58.8%			3		

Officials: Mike Roberts, Tony Henderson, Bill Covington, Jr.

Technical foul: #9 Florida State None. Miami None.

Attendance: 6217

Start FG: FSU 07:00:13, UM 07:00:10.

Largest lead: FSU by 5 07:01:27, UM by 9 2nd 08:25.

FG led for 30:33, UM led for 28:36. Game was tied for 05:46.

Points	In	Off	2nd	Fast	Break
FSU	29	21	9	15	21
UM	38	12	17	11	12

Score tied - 6 times.

Lead changed - 17 times.

Official Basketball Box Score -- Game Totals -- Final Statistics

Miami vs #8 Duke
01/21/20 9:00 p.m. at Durham, N.C. (Cameron Indoor Stadium)

Miami 59 * 10-8, 2-6 ACC

#	Player	Total			3-Ptr			Rebounds			PF	TP	A	T.O.	Bk	Stk	Min	Pts	Fgm	Fga	FT-FTA	Off Def Tot						
		F	G	A	F	G	A	O	D	T																		
21	Sam Waardenburg	0-2	0-1	0-0	2	3	5	0	2	0	0	0	0	0	0	27	0	0	0	0	0	27						
14	Rodney Miller	4-8	0-0	5-6	4	9	13	3	13	0	1	0	1	0	0	29	20	0	0	0	0	29						
00	Chris Lykes	3-13	1-4	2-2	0	1	1	9	0	1	0	1	0	1	0	26	9	0	0	0	0	26						
02	M.J. Walker	5-11	2-6	0-0	0	3	3	0	12	0	3	0	0	0	0	28	19	1	0	0	0	28						
23	Kameron McGusty	3-10	0-6	0-0	1	1	2	1	13	1	3	0	1	1	0	27	9	0	0	0	0	27						
02	Isaiah Wong	2-7	0-0	4-6	1	0	1	0	1	0	1	0	1	0	1	15	8	0	0	0	0	15						
00	Harford Beverly	0-6	0-3	0-0	1	1	2	0	0	0	0	0	0	0	0	21	0	0	0	0	0	21						
11	Anthony Walker	1-3	0-1	2-2	3	4	7	0	1	1	1	1	0	1	1	24	2	0	0	0	0	24						
13	Filippos Gkogkos	0-0	0-0	0-0	0	0	0	0	0	0	0	0	0	0	0	0	0	0	0	0	0	0						
15	Willie Herenton	0-0	0-0	0-0	0	0	0	0	0	0	0	0	0	0	0	1	0	0	0	0	0	1						
Team					1			1																				
Totals		18-60			18			19			22			35			59			6			13			71		
FG % 1st Half:		10-36			27.8%			2nd Half:			8-24			33.3%			Game:			18-60			30.0%			Rebounds		
3FG % 1st Half:		1-10			10.0%			2nd Half:			3-7			42.9%			Game:			4-18			22.2%			Doubleair		
FT % 1st Half:		3-4			75.0%			2nd Half:			16-18			88.9%			Game:			19-22			86.4%			Ratios		

#8 Duke 69 * 16-3, 6-2 ACC

#	Player	Total			3-Ptr			Rebounds			PF	TP	A	T.O.	Bk	Stk	Min	Pts	Fgm	Fga	FT-FTA	Off Def Tot						
		F	G	A	F	G	A	O	D	T																		
01	Vernon Carey	4	3-9	0-1	5-7	1	6	7	1	6	3	22	1	0	0	24	13	0	0	0	0	24						
02	Caston Stanley	4	6-11	4-7	2-3	1	5	6	3	9	1	0	0	0	0	31	22	0	0	0	0	31						
03	Tre Jones	6	11-3	2-4	0-0	2	6	8	1	16	1	6	1	0	0	35	26	0	0	0	0	35						
14	Jordan Goldwire	3	2-3	0-1	0-0	3	2	5	0	4	5	0	0	0	0	24	6	0	0	0	0	24						
22	Jayvin Delaurier	2	2-2	0-0	1-1	2	7	8	0	4	2	0	0	0	0	14	4	0	0	0	0	14						
13	Joey Baker	1	3-5	0-0	1	1	2	0	0	0	0	0	0	0	0	12	3	0	0	0	0	12						
15	Alex O'Connell	0	0-0	0-0	0-0	0-0	0-0	0-0	0-0	0-0	0-0	0-0	0-0	0-0	0-0	0	0	0	0	0	0	0						
01	Jack White	4	2-3	1-2	0-0	0	1	1	2	5	0	0	0	0	0	18	6	0	0	0	0	18						
00	Justin Robinson	0-0	0-0	0-0	0-0	0-0	0-0	0-0	0-0	0-0	0-0	0-0	0-0	0-0	0-0	0	0	0	0	0	0	0						
11	Mike Buckmeier	0-0	0-0	0-0	0-0	0-0	0-0	0-0	0-0	0-0	0-0	0-0	0-0	0-0	0-0	1	0	0	0	0	1							
Team					0			0																				
Totals		34-64			11-25			10			30			29			89			18			10			75		
FG % 1st Half:		17-33			51.5%			2nd Half:			17-31			54.8%			Game:			34-64			53.1%			Rebounds		
3FG % 1st Half:		5-12			41.7%			2nd Half:			28-59			47.5%			Game:			11-25			44.0%			Doubleair		
FT % 1st Half:		5-7			71.4%			2nd Half:			8-9			88.9%			Game:			10-15			66.7%			Ratios		

Officials: Tad Ventrone, Jeff Anderson, Roger Ayers

Technical foul: Miami None. #8 Duke None.

Attendance: 9314

Start FG: UM 2nd 00:31, DUKE 2nd 00:31.

Largest lead: Miami, DUKE by 33 2nd 08:22.

FG led for 00:00, DUKE led for 30:26. Game was tied for 00:34.

Points	In	Off	2nd	Fast	Break
MIAMI	24	35	59	59	59
DUKE	18	12	30	27	27

Score tied - 0 times.

Lead changed - 0 times.

Official Basketball Box Score -- Game Totals -- Final Statistics

Miami vs North Carolina
01/25/20 12:00 p.m. at Chapel Hill, N.C. (Dean E. Smith Center)

Miami 71 * 10-9, 2-7 ACC

#	Player	Total			3-Ptr			Rebounds			PF	TP	A	T.O.	Bk	Stk	Min	Pts	Fgm	Fga	FT-FTA	Off Def Tot
		F	G	A	F	G	A	O	D	T												
21	Sam Waardenburg	1	0-4	0-2	2-2	1	1	2	0	2	0	1	1	1	1	27	0	0	0	0	0	27
14	Rodney Miller	6	8-8	0-0	1-1	0	4	4	3	13	0	2	0	0	0	20	24	0	0	0	0	20
01	DJ Vasilevich	8	13-19	0-0	0	2	2	0	8	0	0	0	0	0	0	37	24	0	0	0	0	37
02	Isaiah Wong	6	11-11	2-6	5-5	0	0	0	2	19	3	2	1	0	0	35	24	0	0	0	0	35
00	Harford Beverly	3	5-9	0-2	3-4	0	3	3	2	9	0	4	0	0	0	35	9	0	0	0	0	35
11	Anthony Walker	4	8-4	4-5	0	3	3	14	0	2	0	2	0	0								

Official Basketball Box Score -- Game Totals -- Final Statistics

Miami vs Pittsburgh
02/02/20 12:00 p.m. at Pittsburgh (Petersen Events Center)

Miami 57 • 11-10, 3-8 ACC

#	Player	Total		3-Ptr			Rebounds			PF	TP	A	TO	Bk	Stk	Min
		FG	FGA	FT	FTA	Off	Def	FT	FT%							
1	Sam Waardenburg	1	1-5	0-4	3-4	1	1	5	2	2	1	0	0	0	37	
14	Rodney Miller	6	6-9	0-0	4-4	2	2	4	3	16	1	2	1	2	33	
03	DJ Vasiljevic	4	3-11	0-4	4-5	1	8	9	1	10	1	2	0	0	39	
02	Isiah Wong	4	5-6	2-2	3-4	1	1	2	4	15	0	3	1	1	39	
05	Harford Beverly	4	4-12	1-7	2-2	0	5	5	4	11	2	2	0	0	35	
04	Keith Stone	4	0-4	0-4	1-3	1	3	1	0	2	1	1	2	0	34	
11	Anthony Walker	4	0-1	0-1	0-0	1	1	2	1	0	0	1	0	0	6	
15	Willie Herenton	1	0-0	0-0	0-0	0	0	0	1	0	0	0	0	0	0	
1	Team				0	1	1									
Totals		19-49	3-22	16-19	17	24	31	15	57	7	13	4	4	20	203	
FG % 1st Half:		10-27	37.0%	2nd Half:	9-22	40.9%	Game:	19-49	38.6%	Deatball						
3FG % 1st Half:		2-7	28.6%	2nd Half:	1-2	8.3%	Game:	3-22	13.6%	Rebounds						
FT % 1st Half:		2-4	50.0%	2nd Half:	14-15	93.3%	Game:	16-19	84.2%	Assists						

Pittsburgh 62 • 14-8, 5-6 ACC

#	Player	Total		3-Ptr			Rebounds			PF	TP	A	TO	Bk	Stk	Min
		FG	FGA	FT	FTA	Off	Def	FT	FT%							
00	Eric Hamilton	1	3-9	0-1	3-4	5	4	9	4	9	2	1	0	1	37	
11	Justin Champagnie	6	6-18	1-7	0-0	1	1	2	1	13	6	2	0	3	39	
05	Trey McCraws	7	11-16	3-10	4-4	0	4	4	2	17	4	4	0	0	34	
05	Au'Dese Toney	6	6-15	1-5	2-3	5	10	12	5	10	2	0	0	2	40	
03	Carroll Drumgoole Jr.	1	0-0	0-0	0-0	0	1	0	0	0	0	0	0	0	3	
11	Abdoul Karim Coulibaly	1-3	0-0	0-0	0-0	1	1	0	2	0	0	0	0	0	10	
21	Terrill Brown	1-3	0-0	0-0	0-0	3	3	6	3	2	0	1	1	0	16	
13	Ondrechu Ezekuzo	1-3	0-0	0-0	0-0	0	2	2	0	2	1	0	2	0	7	
1	Team				2	2	4		2		2					
Totals		24-66	5-23	9-11	17	23	40	13	62	15	11	6	20		200	
FG % 1st Half:		12-28	42.9%	2nd Half:	12-38	31.6%	Game:	24-66	36.4%	Deatball						
3FG % 1st Half:		2-7	28.6%	2nd Half:	3-6	50.0%	Game:	5-23	21.7%	Rebounds						
FT % 1st Half:		5-7	71.4%	2nd Half:	4-5	80.0%	Game:	9-11	81.8%	Assists						

Officials: Jeffrey Clark, Ted Valentine, James Bradding
Technical Fouls: Miami-Anthony Walker, Pittsburgh-Justin Champagnie.
Attendance: 9799

Score by periods	1st	2nd	Total
Miami	24	33	57
Pittsburgh	33	29	62

Points	In	Off	2nd	Fast
Pct	Paint	Total	Chance	Break
	34	52	8	4
				10

Lead: UM 2nd-02:53, PIT 2nd-06:01
Largest lead: UM by 4:16-18:36, PIT by 10:18-05:43.

MS led for 02:35, UM led for 35:48, Game was tied for 02:47.

Official Basketball Box Score -- Game Totals -- Final Statistics

NC State vs Miami
02/05/20 8:30 p.m. at Coral Gables, Fla. (Watson Center)

NC State 83 • 15-8, 6-6 ACC

#	Player	Total		3-Ptr			Rebounds			PF	TP	A	TO	Bk	Stk	Min
		FG	FGA	FT	FTA	Off	Def	FT	FT%							
09	DJ Funderburk	1	1-3	0-1	0-0	0	2	2	2	2	0	1	0	1	14	
15	Manny Bates	1	5-5	0-0	0-2	4	3	7	3	10	1	1	4	2	29	
11	Markell Johnson	4	6-12	0-0	7-8	1	5	1	5	19	12	4	0	1	36	
13	C.J. Bryce	4	8-16	2-6	4-5	1	10	11	4	22	0	4	1	1	39	
24	Devon Daniels	4	5-14	3-6	1-1	1	3	4	2	4	0	1	0	0	36	
02	Chase Graham	0-0	0-0	0-0	0-0	0	0	0	0	0	0	0	0	0	1	
19	Braxton Beverly	5-9	4-7	0-0	0	2	2	4	1	2	0	2	0	2	29	
21	Danny Dixon	1-1	0-0	0-0	0	0	0	0	0	3	2	0	0	0	3	
31	Pat Andrew	0-2	0-2	0-0	0-0	2	1	3							13	
1	Team				2	1	3									
Totals		31-62	9-22	12-17	9	26	35	20	83	16	17	5	8	20	200	
FG % 1st Half:		16-33	48.5%	2nd Half:	15-29	51.7%	Game:	31-62	50.0%	Deatball						
3FG % 1st Half:		6-12	50.0%	2nd Half:	3-10	30.0%	Game:	9-22	40.9%	Rebounds						
FT % 1st Half:		6-7	85.7%	2nd Half:	6-7	85.7%	Game:	12-17	70.6%	Assists						

Miami 72 • 11-11, 3-9 ACC

#	Player	Total		3-Ptr			Rebounds			PF	TP	A	TO	Bk	Stk	Min
		FG	FGA	FT	FTA	Off	Def	FT	FT%							
21	Sam Waardenburg	1	2-2	0-0	0-0	1	6	7	3	5	0	0	0	0	23	
14	Rodney Miller	4	2-6	0-0	1-4	3	0	3	0	5	0	1	0	1	21	
01	DJ Vasiljevic	1	7-22	3-14	1-2	0	6	6	4	18	1	2	0	1	40	
02	Isiah Wong	3	3-8	1-2	5-6	1	6	7	3	12	2	2	0	0	39	
05	Harford Beverly	7	17-12	1-6	5-6	2	3	1	40	3	5	0	1	1	40	
04	Keith Stone	1-5	0-1	4-4	0	1	1	3	6	1	0	1	0	2	29	
11	Anthony Walker	3-5	0-0	0-0	0	3	4	7	3	6	0	1	1	1	21	
15	Willie Herenton	0-0	0-0	0-0	0	0	0	0	0	0	0	0	0	0	1	
1	Team				5	1	6		1							
Totals		24-60	5-23	19-28	15	25	40	17	72	7	14	2	10	20	200	
FG % 1st Half:		13-30	43.3%	2nd Half:	11-30	36.7%	Game:	24-60	40.0%	Deatball						
3FG % 1st Half:		4-6	66.7%	2nd Half:	4-7	57.1%	Game:	8-23	34.8%	Rebounds						
FT % 1st Half:		5-12	41.7%	2nd Half:	14-16	87.5%	Game:	19-28	67.9%	Assists						

Officials: John Gaffney, Jeffrey Anderson, Ron Groover
Technical Fouls: NC State-Braxton Beverly, Miami-Sam Waardenburg; TEAM.
Attendance: 5164

Score by periods	1st	2nd	Total
Miami	32	40	72
NC State	39	83	

Lead: FG: MS 2nd-02:33, UM 2nd-05:43.
Largest lead: MS by 8:20-14:26, UM by 8:12-14:42.
MS led for 27:10, UM led for 11:52, Game was tied for 8:48.

Official Basketball Box Score -- Game Totals -- Final Statistics

Miami vs #8 Florida State
02/08/20 12:00 p.m. at Tallahassee, Fla. (Donald L. Tucker CC)

Miami 81 • 11-12, 3-10 ACC

#	Player	Total		3-Ptr			Rebounds			PF	TP	A	TO	Bk	Stk	Min
		FG	FGA	FT	FTA	Off	Def	FT	FT%							
04	Keith Stone	1	2-5	1-3	1-2	2	3	2	6	0	2	0	2	0	29	
21	Sam Waardenburg	1	4-4	1-1	6-6	1	2	3	2	15	1	0	0	0	30	
03	DJ Vasiljevic	4	8-13	2-8	0-0	3	12	3	2	13	0	0	0	0	30	
02	Isiah Wong	6	8-12	2-2	5-6	0	1	2	2	13	1	6	0	0	29	
05	Harford Beverly	4	8-13	0-2	8-10	1	1	2	1	14	1	2	0	0	28	
03	Chris Lykes	3-9	2-3	0-0	1	1	4	8	0	1	0	0	0	0	21	
11	Anthony Walker	0-1	0-0	0-0	0-0	1	0	1	0	0	0	0	0	0	2	
13	Filippos Kikoglous	1-2	0-2	0-0	0-0	0	2	0	0	0	0	0	0	0	2	
15	Willie Herenton	1-2	0-1	1-1	0-0	0	0	0	1	0	0	0	0	0	8	
23	Kameron McCusty	0-2	0-2	0-0	0-0	0	2	0	0	1	1	0	0	0	8	
1	Team		26-64	8-24	21-25	9	12	17	81	8	1	3	1	6	200	
FG % 1st Half:		16-31	51.6%	2nd Half:	10-33	30.3%	Game:	26-64	40.6%	Deatball						
3FG % 1st Half:		4-10	40.0%	2nd Half:	3-8	37.5%	Game:	8-24	33.3%	Rebounds						
FT % 1st Half:		1-1	100.0%	2nd Half:	10-13	76.9%	Game:	21-25	84.0%	Assists						

#8 Florida State 99 • 20-3, 10-2 ACC

#	Player	Total		3-Ptr			Rebounds			PF	TP	A	TO	Bk	Stk	Min
		FG	FGA	FT	FTA	Off	Def	FT	FT%							
05	Rav'Quan Gray	4	1-3	0-0	0-0	0	4	4	1	2	1	0	0	0	12	
10	Malik Osborne	1	2-3	2-2	0-0	1	2	3	6	0	0	0	0	0	12	
03	Trent Forrest	4	3-6	0-1	4-4	1	2	4	1	10	6	3	0	2	23	
23	M.J. Walker	8	8-10	2-4	4-4	0	1	1	4	14	2	2	0	1	30	
04	Devin Vassell	6	5-13	0-2	2-2	0	3	3	3	13	3	1	0	0	34	
00	Rav'Quan Gray	3	5-11	1-2	2-2	4	0	4	8	3	0	0	0	0	17	
02	Anthony Fontaine	4	3-9	2-3	2-2	5	4	4	1	3	1	1	0	0	20	
05	Patrick Williams	4	5-9	2-3	2-2	3	5	4	14	3	1	1	0	0	20	
05	Itala Kuprivic	1-3	0-0	1-1	0-0	0	0	0	1	3	0	0	0	0	3	
13	Dominic Lindner	0-0	0-0	0-0	0-0	1	1	1	0	2	0	0	0	0	2	
11	Demetrius Johnson	2-2	0-0	0-0	0-0	0	0	0	0	0	0	0	0	0	2	
20	Treavis Lott	0-1	0-0	0-0	0-0	0	0	0	0	0	0	0	0	0	1	
22	Harrison Pinheiro	1-1	0-0	0-0	0-0	0	0	0	0	0	0	0	0	0	1	
13	Wyatt Wilkes	4-7	3-6	0-0	1	0	1	2	11	0	1	0	0	0	14	
15	Willie Herenton	0-0	0-0	0-0	0-0	0	0	0	0	0	0	0	0	0	2	
1	Team		35-66	13-24	16-17	10	30	46	20	99	18	19	4	5	200	
FG % 1st Half:		18-31	58.1%	2nd Half:	17-35	48.6%	Game:	35-66	53.0%	Deatball						
3FG % 1st Half:		6-16	37.5%	2nd Half:	11-19	57.9%	Game:	17-35	48.6%	Rebounds						
FT % 1st Half:		6-6	100.0%	2nd Half:	11-11	90.9%	Game:	16-17	94.1%	Assists						

Officials: Mark Schnur, Brent Hampton, Raymond Snyons
Technical Fouls: Miami-None, #8 Florida State-None.<

BOX SCORES

Official Basketball Box Score -- Game Totals -- Final Statistics Wake Forest vs Miami 02/15/20 2:00 p.m. at Coral Gables, Fla. (Watson Center)

Wake Forest 54 • 11-14, 4-11 ACC

#	Player	Total		3-Pr			Rebounds				PF	TP	A	T	Blk	Stl	Min	Pts
		FG	FGA	FT	FTA	OF	DF	TO	FT									
03	Odysseus	1	4	0	0	0	2	4	6	3	2	0	2	0	0	0	14	4
00	Brandon Chiuma	5	12	2	4	3	5	0	4	2	15	1	1	0	0	0	31	11
11	Torry Johnson	1	4	0	1	1	2	0	3	2	3	2	0	0	0	0	20	2
11	Andrian White	0	4	0	3	0	3	1	0	0	1	0	0	0	0	0	18	0
23	Chaundee Brown	0	2	0	0	1	5	6	3	4	1	0	0	0	0	0	23	0
01	Isaiah Mucus	2	3	0	0	0	1	3	1	4	0	2	0	0	0	0	18	4
02	Sharonne Wright, Jr.	0	0	0	0	0	0	0	1	0	0	0	0	0	0	0	1	0
04	Jahocel Heath	3	6	1	3	0	1	1	7	0	0	0	0	0	0	0	24	6
20	Immanuel Massoud	5	7	3	3	0	3	2	13	0	2	0	1	2	0	0	19	15
30	Oliver Sarr	2	7	0	0	2	5	5	6	0	2	3	0	0	0	0	21	4
31	Blake Buchanan	0	0	0	0	0	0	0	0	0	0	0	0	0	0	0	0	0
	Team	1	1	0	1	0	1	1	1	0	1	1	0	0	0	0	2	0
	Totals	21	54	6	16	6	13	5	32	37	21	54	9	14	5	0	200	20

FG % 1st Half: 11-26 42.3% 2nd Half: 10-28 35.7% Game: 21-54 38.9%
3PG % 1st Half: 2-7 28.6% 2nd Half: 4-9 44.4% Game: 6-16 37.5%
FT % 1st Half: 1-2 50.0% 2nd Half: 5-11 45.5% Game: 6-13 46.2%

Rebounds
Total: 20
Off: 11
Def: 9

Miami 71 • 13-12, 5-10 ACC

#	Player	Total		3-Pr			Rebounds				PF	TP	A	T	Blk	Stl	Min	Pts
		FG	FGA	FT	FTA	OF	DF	TO	FT									
04	Keith Stone	1	6	0	3	0	1	5	5	4	2	0	0	1	1	25	2	
14	Rodney Miller	3	5	0	0	2	5	10	2	8	0	2	0	0	0	19	6	
00	Chris Lykes	3	10	2	5	6	2	2	1	13	3	2	0	0	0	28	8	
00	DJ Vasilevic	4	8	2	5	1	3	1	1	11	1	1	0	0	0	26	8	
02	Isaiah Wong	5	10	1	4	2	3	4	1	13	3	0	0	0	0	14	11	
05	Harford Beverly	1	5	0	1	0	2	2	1	2	3	0	0	0	0	14	2	
11	Anthony Walker	1	4	0	0	1	1	2	3	0	0	0	0	0	0	11	2	
21	Sam Waardenburg	3	5	1	3	2	1	6	7	1	9	0	0	0	0	26	6	
23	Kameron McGusty	4	9	2	3	1	2	3	5	1	11	0	2	0	0	22	10	
	Team	0	0	0	0	0	1	1	1	0	0	0	0	0	0	0	0	0
	Totals	25	62	8	21	11	21	9	33	42	14	71	11	8	2	0	200	40

FG % 1st Half: 13-30 43.3% 2nd Half: 12-32 37.5% Game: 25-62 40.3%
3PG % 1st Half: 4-11 36.4% 2nd Half: 8-21 38.1% Game: 12-32 37.5%
FT % 1st Half: 7-13 53.8% 2nd Half: 6-8 75.0% Game: 13-21 61.9%

Rebounds
Total: 40
Off: 21
Def: 19

Officials: Tony Chizka,Chuck Jones,Brian D'Connell
Technical Fouls: Wake Forest=None, Miami=None.
Attendance: 5360

Score by periods	1st	2nd	3rd	4th
Wake Forest	25	29	24	34
Miami	37	34	71	

Last FG - WF 2nd-00:36, MI 2nd-00:11.
Largest lead - WF None, MI by 20 2nd-01:20.
WF led for 00:00. MI led for 35:32. Game was tied for 04:28.

Official Basketball Box Score -- Game Totals -- Final Statistics Miami vs Virginia Tech 02/19/20 9:00 p.m. at Blacksburg, Va. (Cassell Coliseum)

Miami 102 • 14-12, 6-10 ACC

#	Player	Total		3-Pr			Rebounds				PF	TP	A	T	Blk	Stl	Min	Pts
		FG	FGA	FT	FTA	OF	DF	TO	FT									
04	Keith Stone	1	5	1	3	1	2	4	14	13	5	12	1	2	2	0	47	4
14	Rodney Miller	0	10	0	0	0	2	3	5	2	10	0	0	0	0	0	35	0
00	Chris Lykes	8	16	3	7	4	4	1	2	6	23	4	2	0	0	0	24	34
00	DJ Vasilevic	6	9	0	4	1	4	5	4	1	4	5	1	0	0	0	44	16
02	Isaiah Wong	6	16	1	4	14	2	3	9	12	2	7	1	5	1	0	42	22
05	Harford Beverly	0	5	0	0	0	0	0	0	1	0	0	0	0	0	0	9	0
11	Anthony Walker	0	0	0	0	0	0	1	1	2	0	0	0	0	0	0	3	0
21	Sam Waardenburg	1	4	1	2	0	0	0	0	1	5	3	0	0	0	0	17	4
23	Kameron McGusty	1	4	1	5	6	0	1	2	1	4	1	5	1	4	1	24	4
	Team	0	0	0	0	0	0	0	0	0	0	0	0	0	0	0	0	0
	Totals	33	79	7	28	29	32	15	40	55	19	102	10	13	8	0	275	54

FG % 1st Half: 14-31 45.2% 2nd Half: 19-48 39.6% Game: 33-79 41.8%
3PG % 1st Half: 3-9 33.3% 2nd Half: 3-12 25.0% OT: 1-7 14.3%
FT % 1st Half: 10-10 100.0% 2nd Half: 11-11 100.0% OT: 8-11 72.7%
Game: 29-32 90.6%

Virginia Tech 95 • 15-11, 6-9 ACC

#	Player	Total		3-Pr			Rebounds				PF	TP	A	T	Blk	Stl	Min	Pts
		FG	FGA	FT	FTA	OF	DF	TO	FT									
02	Landers Nolley II	4	21	1	8	1	9	2	11	4	18	1	2	1	0	0	40	14
14	P.J. Horne	1	4	0	3	0	0	4	4	5	2	0	1	0	0	0	30	2
03	Wallissa Bede	0	3	1	4	1	3	0	5	1	6	1	1	2	0	0	48	2
04	Nahiem Alleyne	6	14	3	8	0	0	3	1	0	0	0	0	0	0	0	29	11
23	Tyrrese Radford	6	19	2	11	0	0	0	0	0	0	0	0	0	0	0	21	12
00	Hunter Cattoor	2	5	2	3	0	0	1	1	0	6	0	1	0	0	0	11	6
05	Isaiah Wilkins	0	0	0	0	0	0	0	0	0	2	0	0	0	0	0	8	0
15	Jalen Cone	5	14	4	9	6	7	0	0	2	20	2	0	1	0	0	36	20
21	John Ojako	2	4	0	2	2	4	6	4	6	1	5	0	1	0	0	23	4
	Team	0	0	0	0	0	0	0	0	0	0	0	0	0	0	0	0	0
	Totals	31	86	9	30	24	28	13	32	45	23	95	11	8	8	0	275	40

FG % 1st Half: 10-27 37.0% 2nd Half: 13-38 36.1% OT: 8-23 34.8%
3PG % 1st Half: 4-10 40.0% 2nd Half: 3-13 23.0% OT: 2-7 28.6%
FT % 1st Half: 11-11 100.0% 2nd Half: 16-17 94.1% OT: 0-0 0.0%
Game: 24-28 85.7%

Officials: Keith Kimble,Earl Watson,James Breeding
Technical Fouls: Miami=None, Virginia Tech=None.
Attendance: 8428

Score by periods	1st	2nd	OT	OT2	OT3	Total
Miami	41	36	7	5	12	102
Virginia Tech	32	45	16	5	29	127

Last FG - MI 03:20-00, VT 03:00-49.
Largest lead - MI by 12 04:01-04, VT by 7 2nd-04:35.
MI led for 35:05. VT led for 11:32. Game was tied for 20:20.

Score tied - 10 times.
Lead changed - 8 times.

Official Basketball Box Score -- Game Totals -- Final Statistics Miami vs Notre Dame 02/23/20 6:00 pm at Notre Dame, Ind. (Joyce Center)

Miami 71 • 14-13, 6-11 ACC

#	Player	Total		3-Pr			Rebounds				PF	TP	A	T	Blk	Stl	Min	Pts
		FG	FGA	FT	FTA	OF	DF	TO	FT									
04	Keith Stone	1	3	2	6	2	2	4	6	1	10	0	1	0	0	25	6	
14	Rodney Miller	0	2	0	1	2	4	0	5	0	0	1	0	0	0	17	0	
00	Chris Lykes	4	11	0	4	0	1	4	8	4	2	0	0	0	0	29	8	
00	DJ Vasilevic	4	8	2	5	2	2	2	12	1	1	0	0	0	0	30	8	
02	Isaiah Wong	5	11	2	2	2	1	3	1	12	0	1	0	0	0	31	11	
05	Harford Beverly	6	13	0	1	0	1	1	2	3	0	0	0	0	0	18	12	
11	Anthony Walker	2	5	0	1	0	0	1	0	4	0	1	0	0	0	10	4	
21	Sam Waardenburg	1	2	1	2	0	4	0	3	0	2	0	2	0	0	21	2	
23	Kameron McGusty	2	6	1	2	1	1	2	3	5	1	0	0	0	0	19	6	
	Team	0	0	0	0	0	0	0	0	0	0	0	0	0	0	0	0	0
	Totals	29	70	5	22	8	10	26	36	9	71	9	7	3	0	200	40	

FG % 1st Half: 13-35 37.1% 2nd Half: 16-35 45.7% Game: 29-70 41.4%
3PG % 1st Half: 3-10 30.0% 2nd Half: 3-10 30.0% Game: 6-20 30.0%
FT % 1st Half: 1-2 50.0% 2nd Half: 7-8 87.5% Game: 8-10 80.0%

Rebounds
Total: 36
Off: 10
Def: 26

Notre Dame 87 • 17-10, 8-8 ACC

#	Player	Total		3-Pr			Rebounds				PF	TP	A	T	Blk	Stl	Min	Pts
		FG	FGA	FT	FTA	OF	DF	TO	FT									
11	Juwuan Durham	1	3	0	0	2	2	2	3	8	0	1	2	0	0	21	2	
13	John Mooney	0	16	0	0	0	2	1	2	0	0	0	0	0	0	0	0	0
00	Rex Pflueger	0	2	2	2	3	1	5	6	3	8	0	2	0	0	23	0	
00	Prentiss Hubbs	0	13	3	9	4	4	1	15	10	1	1	0	0	0	35	6	
10	T.J. Gibbs	6	7	0	0	0	2	1	19	5	2	0	0	0	0	35	12	
13	Nikola Djogo	0	1	0	1	0	0	0	0	0	0	0	0	0	0	3	0	
14	Nate Laszewski	1	1	1	2	0	8	2	4	0	0	0	0	0	0	20	2	
20	David Goodwin	6	11	2	4	0	1	3	0	14	1	0	0	0	0	32	12	
31	Eljah Morgan	0	2	0	1	0	0	0	0	0	0	1	0	0	0	3	0	
	Team	0	0	0	0	0	0	0	0	0	0	0	0	0	0	0	0	0
	Totals	32	68	14	31	9	11	9	33	42	10	87	21	7	4	0	200	40

FG % 1st Half: 18-39 46.2% 2nd Half: 14-29 48.3% Game: 32-68 47.1%
3PG % 1st Half: 10-18 55.6% 2nd Half: 4-13 30.8% Game: 14-31 45.2%
FT % 1st Half: 2-2 100.0% 2nd Half: 7-9 77.8% Game: 9-11 81.8%

Rebounds
Total: 42
Off: 10
Def: 32

Officials: Bill Covington, Jr.,Doug Shows,Bert Smith
Technical Fouls: Miami=None, Notre Dame=None.
Attendance: 7351

Score by periods</

BOX SCORES

Official Basketball Box Score -- Game Totals -- Final Statistics

#22 Virginia vs Miami
03/04/20 9:00 p.m. at Coral Gables, Fla. (Watson Center)

#22 Virginia 46 • 22-7, 14-5 ACC

#	Player	Total			3-Ptr			Rebounds			PF	TP	A	T	Bk	Stl	Min
		FG	FGA	FT	FTA	FG	FGA	FT	FTA	Off							
03	Mamadi Diakite	6	13	0	1	1	9	10	1	14	2	3	1	0	34		
30	Jay Huff	7	16	3	7	16	2	9	2	17	1	0	1	1	37		
00	Kihel Clark	2	8	1	2	2	0	1	4	7	4	4	0	1	29		
02	Braxton Kuykendall	2	7	0	1	2	1	7	8	0	5	1	0	1	37		
13	Thomas Woldtensae	3	8	0	2	2	1	2	0	0	2	0	1	1	36		
13	Casey Mossell	1	1	0	0	0	1	1	0	0	2	1	0	1	11		
22	Francisco Carraro	0	0	0	0	0	0	0	0	0	1	0	0	0	3		
23	Kody Statman	1	1	1	1	1	2	3	0	1	0	1	0	1	13		
	Team	7	20	1	2	2	1	2	1	2	1	1	0	1	11		
Totals		18-49	5-15	5-6	7	26	33	11	46	10	13	3	5	20	0		

FG % 1st Half: 10-23 43.5% 2nd half: 8-26 30.8% Game: 18-49 36.7% Deatball Rebounds
3FG % 1st Half: 4-7 57.1% 2nd half: 1-8 12.5% Game: 5-15 33.3% Deatball Rebounds
FT % 1st Half: 0-0 0.0% 2nd half: 5-6 83.3% Game: 5-6 83.3% Deatball Rebounds 1.1

Miami 44 • 14-15, 6-13 ACC

#	Player	Total			3-Ptr			Rebounds			PF	TP	A	T	Bk	Stl	Min
		FG	FGA	FT	FTA	FG	FGA	FT	FTA	Off							
04	Keith Stone	3	6	2	4	0	1	6	7	0	8	1	2	4	31		
14	Rodney Miller	2	4	0	2	2	1	3	4	1	6	1	0	1	22		
00	Chris Lukes	2	7	0	2	2	0	2	1	16	1	3	0	1	25		
01	DJ Vasiljevic	2	10	2	8	0	0	4	4	1	6	1	0	0	32		
02	Isaiah Wong	1	3	0	1	0	1	2	3	2	0	0	1	0	28		
02	Harford Beverly	3	7	0	3	0	1	2	1	6	1	0	0	1	18		
23	Kameron McGusty	1	4	0	2	1	1	1	1	0	2	0	0	0	17		
	Team	0	3	0	0	0	2	1	1	1	0	2	0	0	17		
Totals		18-51	6-25	2-2	6	24	30	9	44	6	12	5	5	20	0		

FG % 1st Half: 10-25 40.0% 2nd half: 8-26 30.8% Game: 18-51 35.3% Deatball Rebounds
3FG % 1st Half: 3-10 30.0% 2nd half: 3-15 20.0% Game: 6-25 24.0% Deatball Rebounds
FT % 1st Half: 0-0 0.0% 2nd half: 2-10.0% Game: 2-2 100.0% Deatball Rebounds 0

Officials: John Gathey, Kipp Kissinger, Ted Valentine

Technical Fouls: #22 Virginia None, Miami None

Attendance: 5318

Score by periods	1st	2nd	Total
#22 Virginia	24	22	46
Miami	23	21	44

Points	In	Off	2nd	Fast	Bench
VA	20	4	0	3	0
MI	16	10	4	0	3

Score tied - 4 times.
Lead changed - 6 times.
Last FG - VA 2nd 04:46, UM 2nd 02:17.
Largest lead - VA by 6 1st 05:36, UM by 2 2nd 17:40.
UM led for 28:13, UM led for 02:42. Game was tied for 09:05.

Official Basketball Box Score -- Game Totals -- Final Statistics

Syracuse vs Miami
03/07/20 8:00 p.m. at Coral Gables, Fla. (Coral Gables, Fla.)

Syracuse 65 • 17-14, 10-10 ACC

#	Player	Total			3-Ptr			Rebounds			PF	TP	A	T	Bk	Stl	Min
		FG	FGA	FT	FTA	FG	FGA	FT	FTA	Off							
21	Manek Dolezal	7	12	0	1	3	4	5	7	2	17	2	4	1	2	45	
33	Elijah Hughes	3	9	1	4	1	2	1	1	2	8	0	2	1	20		
34	Bourama Sidibe	1	3	0	0	0	5	10	5	0	2	1	2	0	26		
11	Joseph Girard III	5	17	2	10	1	2	0	5	3	2	13	4	0	41		
33	Buddy Boehle	4	15	0	0	0	2	2	3	12	3	1	0	2	45		
00	Brycen Goodine	0	0	0	0	0	0	0	0	0	0	0	0	0	1		
11	Quincy Guerrier	3	8	0	2	5	4	2	6	1	8	0	1	1	30		
10	Howard Washington	0	0	0	0	0	0	0	0	0	0	0	0	0	4		
14	Jesse Edwards	1	1	0	3	4	1	2	3	1	5	0	0	0	13		
	Team	15	2	2	7	2	7	1	2	1	1	1	1	1	22		
Totals		24-65	5-25	12-19	17	24	41	16	65	10	9	6	6	25	0		

FG % 1st Half: 10-28 35.7% 2nd half: 12-29 41.4% OT: 2-8 25.0% Game: 24-65 36.9% Deatball Rebounds
3FG % 1st Half: 3-13 23.1% 2nd half: 3-8 37.5% OT: 0-4 0.0% Game: 3-25 12.0% Deatball Rebounds
FT % 1st Half: 5-7 71.4% OT: 5-7 71.4% OT: 5-8 62.5% Game: 15-29 52.0% Deatball Rebounds 2

Miami 69 • 15-15, 7-13 ACC

#	Player	Total			3-Ptr			Rebounds			PF	TP	A	T	Bk	Stl	Min
		FG	FGA	FT	FTA	FG	FGA	FT	FTA	Off							
04	Keith Stone	1	4	0	0	2	1	5	6	3	4	6	2	0	35		
14	Rodney Miller	2	4	0	0	0	2	2	4	3	4	1	0	1	22		
01	DJ Vasiljevic	5	13	5	13	2	2	0	4	4	17	2	0	0	36		
02	Isaiah Wong	6	13	2	6	4	5	4	9	2	18	4	3	1	37		
23	Kameron McGusty	4	10	3	6	2	1	3	4	2	13	1	1	1	41		
05	Harford Beverly	2	9	0	5	1	2	2	2	5	1	1	0	1	21		
11	Anthony Walker	1	2	0	0	0	0	1	1	0	2	0	1	0	10		
21	Sam Waardenburg	2	8	0	1	3	4	5	9	3	6	3	1	3	23		
	Team	0	0	0	0	0	0	0	0	0	0	0	0	0	3		
Totals		23-63	10-31	13-15	15	16	27	43	15	69	18	7	6	25	0		

FG % 1st Half: 10-20 50.0% 2nd half: 10-27 37.0% OT: 3-6 50.0% Game: 23-63 36.5% Deatball Rebounds
3FG % 1st Half: 2-12 16.7% 2nd half: 7-17 41.2% OT: 1-2 50.0% Game: 10-31 32.3% Rebounds
FT % 1st Half: 6-4 100.0% 2nd half: 3-5 60.0% OT: 6-6 100.0% Game: 13-15 86.7% 2

Officials: AJ Desai, Brian Dorsey, Jamie Luckie

Technical Fouls: Syracuse None, Miami None

Attendance: 6025

Score by periods	1st	2nd	OT	Total
Syracuse	24	32	9	65
Miami	26	30	13	69

Points	In	Off	2nd	Fast	Bench
SU	12	11	15	7	13
MI	20	9	13	2	13

Score tied - 10 times.
Lead changed - 7 times.
Last FG - SU OT 00:03, UM OT 00:26.
Largest lead - MI by 6 2nd 09:26, UM by 4 1st 04:57.
SU led for 17:57, UM led for 18:51. Game was tied for 08:12.

Official Basketball Box Score -- Game Totals -- Final Statistics

Miami vs Clemson
03/11/20 12:00 p.m. at Greensboro, N.C. (Greensboro Coliseum)

Miami 64 • 15-16, 7-13 ACC

#	Player	Total			3-Ptr			Rebounds			PF	TP	A	T	Bk	Stl	Min
		FG	FGA	FT	FTA	FG	FGA	FT	FTA	Off							
04	Keith Stone	3	8	0	3	0	0	2	2	4	4	6	1	2	1	33	
21	Sam Waardenburg	0	3	0	2	0	0	1	7	8	2	0	0	1	3	32	
01	DJ Vasiljevic	6	11	3	7	2	2	3	5	3	17	1	0	0	1	29	
02	Isaiah Wong	3	9	1	4	1	1	2	4	6	2	8	3	2	0	31	
23	Kameron McGusty	5	15	2	9	0	1	2	3	1	12	1	1	0	1	31	
00	Chris Lukes	7	16	5	11	2	2	1	2	3	21	1	1	0	1	29	
05	Harford Beverly	0	0	0	0	0	0	1	1	0	0	0	0	0	4		
11	Anthony Walker	0	0	0	2	0	0	0	0	0	0	0	0	0	0		
14	Rodney Miller	0	1	0	0	0	0	1	0	1	0	0	0	0	7		
	Team	0	0	0	0	0	0	2	1	3	1	1	0	0	0		
Totals		24-63	11-36	5-7	12	22	34	16	64	6	10	3	7	20	0		

FG % 1st Half: 9-28 32.1% 2nd half: 15-35 42.9% Game: 24-63 38.1% Deatball Rebounds
3FG % 1st Half: 2-15 13.3% 2nd half: 4-11 36.4% Game: 6-26 23.1% Deatball Rebounds
FT % 1st Half: 3-3 100.0% 2nd half: 2-4 50.0% Game: 5-7 71.4% Deatball Rebounds 1

Clemson 69 • 16-15, 9-11 ACC

#	Player	Total			3-Ptr			Rebounds			PF	TP	A	T	Bk	Stl	Min
		FG	FGA	FT	FTA	FG	FGA	FT	FTA	Off							
25	Aamir Simms	5	8	1	2	3	4	2	8	10	4	1	1	0	1	37	
02	Clyde Troop	1	4	1	3	0	0	0	2	2	1	3	1	2	0	24	
02	Al-Amir Dawes	4	7	2	4	8	0	2	2	3	10	14	2	0	2	32	
11	Trevin Mack	3	7	1	4	0	0	3	3	2	1	1	2	0	27		
15	John Newman III	5	9	0	1	1	1	0	3	3	11	2	0	0	0	36	
05	Hunter Tyson	3	5	2	4	0	0	2	2	0	8	2	0	0	1	29	
10	Current Scott	1	6	0	4	6	1	5	6	2	8	1	2	0	0	27	
12	Alex Hemenway	0	0	0	0	0	0	0	0	0	0	0	0	0	0		
19	Trey Jemison	0	1	0	0	0	0	1	1	0	0	0	0	0	3		
	Team	0	0	0	0	0	0	1	2	3							

ACC SEASON IN REVIEW

Team	ACC Games					Overall					
	W	L	Pct.	Hm	Rd	W	L	Pct.	Hm	Rd	Nu
Florida State	16	4	.800	10-0	6-4	26	5	.839	16-0	7-5	3-0
Duke	15	5	.750	9-1	6-4	25	6	.806	15-2	7-4	3-0
Louisville	15	5	.750	9-1	6-4	24	7	.774	17-1	6-5	1-1
Virginia	15	5	.750	8-2	7-3	23	7	.767	14-3	7-4	2-0
Georgia Tech	11	9	.550	6-4	5-5	17	14	.548	10-6	6-7	1-1
NC State	10	10	.500	6-4	4-6	20	12	.625	14-4	5-7	1-1
Notre Dame	10	10	.500	6-4	4-6	20	12	.625	15-4	4-7	1-1
Syracuse	10	10	.500	4-6	6-4	18	14	.563	11-7	6-5	1-2
Clemson	9	11	.450	6-4	3-7	16	16	.500	11-6	3-7	2-1
Virginia Tech	7	13	.350	4-6	3-7	16	16	.500	12-6	3-7	1-3
Miami	7	13	.350	5-5	2-8	15	16	.484	9-5	4-8	2-4
Boston College	7	13	.350	4-6	3-7	13	19	.406	8-10	4-8	1-1
Pittsburgh	6	14	.300	5-5	1-9	16	17	.485	11-7	2-9	3-1
North Carolina	6	14	.300	4-6	2-8	14	19	.424	7-8	3-9	4-2
Wake Forest	6	14	.300	5-5	1-9	13	18	.419	9-5	2-11	2-2

2020 NCAA TOURNAMENT RESULTS

not applicable - tournament canceled

2020 NIT RESULTS

not applicable - tournament canceled

67TH ANNUAL ACC TOURNAMENT

Greensboro Coliseum; Greensboro, N.C.

Tuesday, March 10 (First Round)

#13 Pittsburgh d. #12 Wake Forest 81-72
 #14 North Carolina d. #11 Virginia Tech 78-56

Wednesday, March 11 (Second Round)

#8 Clemson d. #9 Miami 69-64
 #5 NC State d. #13 Pittsburgh 73-58
 #7 Notre Dame d. #10 Boston College 80-58
 #6 Syracuse d. #11 North Carolina 81-53

Thursday, March 12 (Quarterfinals) - CANCELED

#1 Florida State vs. #8 Clemson n/a
 #4 Duke vs. #5 NC State n/a
 #2 Virginia vs. #7 Notre Dame n/a
 #3 Louisville vs. #6 Syracuse n/a

Remainder of season canceled due to COVID-19 pandemic

No All-ACC Tournament Team announced



ACC AWARDS

2019-20 ALL-ACC TEAMS

First Team (overall votes)

Vernon Carey Jr., Fr., Duke, 367
 Jordan Nwora, Jr. Louisville, 359
 John Mooney, Sr., Notre Dame, 351
 Tre Jones, So., Duke, 348
 Elijah Hughes, R.Jr., Syracuse, 305

Second Team

Mamadi Diakite, R.Sr., Virginia, 234
 Devin Vassell, So., Florida State, 212
 Garrison Brooks, Jr., North Carolina, 209
 Trent Forrest, Sr., Florida State, 200
 Markell Johnson, Sr., NC State, 101

Third Team

Kihei Clark, So., Virginia, 98
 Jose Alvarado, Jr., Georgia Tech, 87
 Aamir Simms, Jr., Clemson, 79
 Cole Anthony, Fr., North Carolina, 69
 Olivier Sarr, Jr., Wake Forest, 63

Honorable Mention

Landers Nolley II, R.Fr., Virginia Tech, 58
 Michael Devoe, ??, Georgia Tech, 48
 Brandon Childress, Sr., Wake Forest, 44
Chris Lykes, Jr., Miami, 32
 MJ Walker, Jr., Florida State, 22
 Braxton Key, Jr., Virginia, 16
 Dwayne Sutton, Sr., Louisville, 15
 Steffon Mitchell, Jr., Boston College, 11

All-Defensive Team

Tre Jones, So., Duke, 64
 Mamadi Diakite, R.Sr., Virginia, 55
 Trent Forrest, Sr., Florida State, 55
 James Banks III, Sr., Georgia Tech, 34
 Steffon Mitchell, Jr., Boston College, 30

All-Freshman Team

Vernon Carey Jr., Duke, 75*
 Cole Anthony, North Carolina, 55
 Landers Nolley II, Virginia Tech, 54
 Cassius Stanley, Duke, 36
 Patrick Williams, Florida State, 29

INDIVIDUAL HONORS

Player of the Year

Tre Jones, So., Duke, 34
 Jordan Nwora, Jr., Louisville, 17
 John Mooney, Sr., Notre Dame, 11
 Elijah Hughes, R.Jr., Syracuse, 7
 Trent Forrest, Sr., Florida State, 4
 Mamadi Diakite, R.Sr., Virginia, 2

Freshman of the Year

Vernon Carey Jr., Duke, 70
 Cole Anthony, North Carolina, 2
 Landers Nolley II, Virginia Tech, 2
 Patrick Williams, Florida State, 1

Coach of the Year

Leonard Hamilton, Florida State, 62
 Tony Bennett, Virginia, 12
 Chris Mack, Louisville, 1

Defensive Player of the Year

Tre Jones, So., Duke, 45
 Trent Forrest, Sr., Florida State, 18
 Steffon Mitchell, Jr., Boston College, 8
 Kihei Clark, So., Virginia, 3
 Manny Bates, R.Fr., NC State, 1

Most Improved Player

Garrison Brooks, Jr., North Carolina, 17
 Olivier Sarr, Jr., Wake Forest, 16
 Devin Vassell, So., Florida State, 16
 Buddy Boeheim, So., Syracuse, 10
 Aamir Simms, Jr., Clemson, 6
 Moses Wright, Jr., Georgia Tech, 6
 Prentiss Hubb, So., Notre Dame, 2
 DJ Funderburk, R.Jr., NC State, 1
 Jay Huff, R.Jr., Virginia, 1

Sixth Man of the Year

Patrick Williams, Fr., Florida State, 35
 Malik Williams, Jr., Louisville, 28
 Dane Goodwin, So., Notre Dame, 9
Isaiah Wong, Fr., Miami, 3

* denotes unanimous

PLAYERS OF THE WEEK

ACC Player of the Week

N11 Cole Anthony, North Carolina
 N18 John Mooney, Notre Dame
 N25 Vernon Carey Jr., Duke
 Michael Devoe, Georgia Tech
 D2 Olivier Sarr, Wake Forest
 D9 Tre Jones, Duke
 Jordan Nwora, Louisville
 D16 Chaundee Brown, Wake Forest
 D23 Markell Johnson, NC State
Kameron McGusty, Miami
 D30 Moses Wright, Georgia Tech
 J6 John Mooney, Notre Dame
 J13 Tre Jones, Duke
 Aamir Simms, Clemson
 J20 Buddy Boeheim, Syracuse
 Devin Vassell, Florida State
 J27 Jose Alvarado, Georgia Tech
 F3 Vernon Carey Jr., Duke
 F10 Tre Jones, Duke
 F17 Mamadi Diakite, Virginia
 F24 Devon Daniels, NC State
 M2 Olivier Sarr, Wake Forest
 M8 Mamadi Diakite, Virginia

ACC Freshman of the Week

N11 Cole Anthony, North Carolina
 N18 Landers Nolley II, Virginia Tech
 N25 Vernon Carey Jr., Duke
 D2 Landers Nolley II, Virginia Tech
 D9 Vernon Carey Jr., Duke
 D16 Landers Nolley II, Virginia Tech
 D23 Vernon Carey Jr., Duke
 D30 Landers Nolley II, Virginia Tech
 J6 Matthew Hurt, Duke
 J13 Landers Nolley II, Virginia Tech
 J20 David Johnson, Louisville
 J27 Justin Champagnie, Pittsburgh
 F3 Vernon Carey Jr., Duke
 F10 Justin Champagnie, Pittsburgh
 F17 **Isaiah Wong, Miami**
 F24 **Isaiah Wong, Miami**
 M2 Cole Anthony, North Carolina
 M9 Vernon Carey Jr., Duke

SEASON IN REVIEW

ACC INDIVIDUAL LEADERS

Scoring								
RK	Player, Class, Team	NCAA	G	FG	3FG FT	PTS	AVG	
1.	Elijah Hughes-SU	48	32	198	78	135	609	19.0
2.	Jordan Nwora-UL	31	189	76	104	558	18.0	
3.	Vernon Carey Jr.-DU	31	199	8	146	552	17.8	
4.	Garrison Brooks-NC	32	207	2	123	539	16.8	
5.	Tre Jones-DU	29	162	39	108	471	16.2	
6.	John Mooney-ND	31	199	31	73	502	16.2	
7.	Michael Devoe-GT	28	157	53	81	448	16.0	
8.	Brandon Childress-WF	30	145	50	127	467	15.6	
9.	Landers Nolley II-VT	32	171	68	85	495	15.5	
10.	Chris Lykes-UM	26	140	51	70	401	15.4	
11.	Buddy Boehem-SU	32	177	97	40	491	15.3	
12.	Jose Alvarado-GT	24	119	42	65	345	14.4	
13.	Mamadi Diakite-VA	30	150	20	92	412	13.7	
	Olivier Sarr-WF	30	137	1	137	412	13.7	
15.	CJ Bryce-ST	28	141	31	60	373	13.3	
16.	TJ Gibbs-ND	32	142	76	66	426	13.3	
17.	DJ Vasiljevic-UM	31	138	73	60	409	13.2	
18.	Jay Heath-BC	31	149	65	43	406	13.1	
19.	Aamir Simms-CU	30	139	34	79	391	13.0	
20.	Moses Wright-GT	31	169	7	58	403	13.0	

Field Goal Percentage						
RK	Player, Class, Team	NCAA	G	FGM	FGA	FG%
1.	Vernon Carey Jr.-DU	20	31	199	345	.577
2.	Garrison Brooks-NC	32	207	387	.535	
3.	Moses Wright-GT	31	169	318	.531	
4.	Mamadi Diakite-VA	30	150	314	.478	
5.	Michael Devoe-GT	28	157	330	.476	
6.	John Mooney-ND	31	199	433	.460	
7.	CJ Bryce-ST	28	141	320	.441	
8.	Jordan Nwora-UL	31	189	430	.440	
9.	Chris Lykes-UM	26	140	324	.432	
10.	Elijah Hughes-SU	32	198	465	.426	

Free Throw Percentage						
RK	Player, Class, Team	NCAA	G	FTM	FTA	FT%
1.	Joseph Girard III-SU	10	32	84	94	.894
2.	Kiheï Clark-VA	23	30	78	89	.876
3.	Trent Forrest-FS	31	83	101	.822	
4.	Chris Lykes-UM	26	70	86	.814	
5.	Elijah Hughes-SU	32	135	166	.813	
6.	Jordan Nwora-UL	31	104	128	.813	
7.	Brandon Childress-WF	30	127	157	.809	
8.	Jose Alvarado-GT	24	65	82	.793	
9.	Derryck Thornton-BC	29	88	112	.786	
10.	Landers Nolley II-VT	32	85	109	.780	

3-Pt Field Goal Percentage*						
RK	Player, Class, Team	NCAA	G	3PM	3PA	3P%
1.	Buddy Boehem-SU	32	97	262	.370	

* minimum 2.5 3PM per game

Rebounds						
RK	Player, Class, Team	NCAA	G	O-D	TOT	AVG
1.	John Mooney-ND	2	31	113-281	394	12.7
2.	Olivier Sarr-WF	30	80-190	270	9.0	
3.	Vernon Carey-DU	31	83-189	272	8.8	
4.	Steffon Mitchell-BC	31	97-172	269	8.7	
5.	Garrison Brooks-NC	32	103-170	273	8.5	
6.	Armando Bacot-NC	32	87-176	263	8.2	
7.	Dwayne Sutton-UL	31	76-178	254	8.2	
8.	Jordan Nwora-UL	31	52-187	239	7.7	
9.	James Banks III-GT	31	86-149	235	7.6	
10.	Bourama Sidibe-SU	32	89-153	242	7.6	
11.	Braxton Key-VA	27	45-154	199	7.4	
12.	Aamir Simms-CU	30	68-149	217	7.2	
13.	Justin Champagnie-UP	33	73-159	232	7.0	
14.	Moses Wright-GT	31	55-161	216	7.0	
15.	Mamadi Diakite-VA	30	48-155	203	6.8	
16.	Marek Dolezaj-SU	32	72-134	206	6.4	
17.	CJ Bryce-ST	28	49-126	175	6.3	
18.	Tyrece Radford-VT	32	70-129	199	6.2	
19.	Jay Huff-VA	30	57-129	186	6.2	
20.	DJ Funderburk-ST	30	71-113	184	6.1	

Offensive Rebounds					
RK	Player, Class, Team	NCAA	G	REB	AVG
1.	John Mooney-ND	17	31	113	3.65
2.	Garrison Brooks-NC	41	32	103	3.22
3.	Steffon Mitchell-BC	45	31	97	3.13
4.	Bourama Sidibe-SU	31	32	89	2.78
5.	James Banks III-GT	31	86	2.77	
6.	Armando Bacot-NC	32	87	2.72	
7.	Vernon Carey Jr.-DU	31	83	2.68	
8.	Olivier Sarr-WF	30	80	2.67	
9.	Dwayne Sutton-UL	31	76	2.45	
10.	DJ Funderburk-ST	30	71	2.37	

Defensive Rebounds					
RK	Player, Class, Team	NCAA	G	REB	AVG
1.	John Mooney-ND	1	31	281	9.06
2.	Olivier Sarr-WF	30	190	6.33	
3.	Vernon Carey Jr.-DU	31	189	6.10	
4.	Jordan Nwora-UL	31	187	6.03	
5.	Dwayne Sutton-UL	31	178	5.74	
6.	Braxton Key-VA	27	154	5.70	
7.	Steffon Mitchell-BC	31	172	5.55	
8.	Armando Bacot-NC	32	176	5.50	
9.	Garrison Brooks-NC	32	170	5.31	
10.	Moses Wright-GT	31	161	5.19	

Assists					
RK	Player, Class, Team	NCAA	G	AST	AVG
1.	Markell Johnson-ST	8	31	210	6.77
2.	Tre Jones-DU	15	29	185	6.38
3.	Kiheï Clark-VA	24	30	176	5.87
4.	Wabissa Bede-VT	34	32	177	5.53
5.	Prentiss Hubb-ND	44	32	162	5.06
6.	Xavier Johnson-UP	50	33	163	4.94
7.	Brandon Childress-WF	30	138	4.60	
8.	Trent Forrest-FS	31	124	4.00	
	Jose Alvarado-GT	24	96	4.00	
10.	Trey McGowens-UP	23	118	3.58	

Steals					
RK	Player, Class, Team	NCAA	G	STL	AVG
1.	Jose Alvarado-GT	18	24	53	2.21
2.	Steffon Mitchell-BC	19	31	68	2.19
3.	Markell Johnson-ST	34	31	60	1.94
4.	Trey McGowens-UP	37	33	63	1.91
5.	Trent Forrest-FS	45	31	59	1.90
6.	Tre Jones-DU	29	51	1.76	
7.	Xavier Johnson-UP	33	58	1.76	
8.	Devon Daniels-ST	32	53	1.66	
9.	Jordan Goldwire-DU	31	47	1.52	
10.	Joseph Girard III-SU	32	47	1.47	

Blocked Shots					
RK	Player, Class, Team	NCAA	G	BLK	AVG
1.	Manny Bates-ST	7	29	83	2.86
2.	James Banks III-GT	21	31	76	2.45
3.	Juan Durham-ND	35	32	66	2.06
4.	Jay Huff-VA	37	30	61	2.03
5.	Vernon Carey Jr.-DU	31	49	1.58	
6.	Terrrell Brown-UP	33	50	1.52	
7.	Bourama Sidibe-SU	32	44	1.38	
8.	Mamadi Diakite-VA	30	38	1.27	
9.	Olivier Sarr-WF	30	35	1.17	
10.	Moses Wright-GT	31	35	1.13	

3-Pt Field Goals					
RK	Player, Class, Team	NCAA	G	3PM	AVG
1.	Buddy Boehem-SU	20	32	97	3.03
2.	Jordan Nwora-UL	31	76	2.45	
3.	Elijah Hughes-SU	32	78	2.44	
4.	TJ Gibbs-ND	32	76	2.38	
	Prentiss Hubb-ND	32	76	2.38	
6.	DJ Vasiljevic-UM	31	73	2.35	
7.	Ryan McMahon-UL	31	68	2.19	
8.	Joseph Girard III-SU	32	70	2.19	
9.	Landers Nolley II-VT	32	68	2.13	
10.	Jay Heath-BC	31	65	2.10	

Assist/Turnover Ratio					
RK	Player, Class, Team	NCAA	AST	TO	RATIO
1.	Wabissa Bede-VT	6	177	53	3.34
2.	TJ Gibbs-ND	21	104	39	2.67
3.	Tre Jones-DU	35	185	78	2.37
4.	Rex Pflueger-ND	104	49	2.12	
5.	Markell Johnson-ST	210	101	2.08	
6.	Steffon Mitchell-BC	96	50	1.92	
7.	Prentiss Hubb-ND	162	85	1.91	
8.	Joseph Girard III-SU	113	60	1.88	
9.	Kiheï Clark-VA	176	105	1.68	
10.	Brandon Childress-WF	138	88	1.57	

Minutes					
RK	Player, Class, Team	NCAA	G	MIN	AVG
1.	Kiheï Clark-VA	18	30	1112	37.07
2.	Elijah Hughes-SU	27	32	1175	36.72
3.	Buddy Boehem-SU	32	1137	35.54	
4.	Tre Jones-DU	29	1028	35.44	
5.	Brandon Childress-WF	30	1060	35.33	
6.	Prentiss Hubb-ND	32	1127	35.20	
7.	Michael Devoe-GT	28	984	35.14	
8.	Garrison Brooks-NC	32	1118	34.93	
9.	T.J. Gibbs-ND	32	1117	34.90	
10.	Markell Johnson-ST	31	1059	34.15	

NOTE: For all categories, only top-50 NCAA rankings are listed

ACC TEAM STATISTICS

Scoring Offense	NCAA	G	W-L	PTS	AVG
1. Duke	2	31	25-6	2558	82.5
2. Florida State		31	26-5	2336	75.4
3. NC State		32	20-12	2388	74.6
4. Syracuse		32	18-14	2378	74.3
5. Notre Dame		32	20-12	2376	74.2
6. Louisville		31	24-7	2296	74.1
7. Wake Forest		31	13-18	2276	73.4
8. North Carolina		33	14-19	2381	72.2
9. Miami	31	15-16	2207	71.2	
10. Georgia Tech		31	17-14	2126	68.6
11. Virginia Tech		32	16-16	2194	68.6
12. Clemson		31	16-15	2062	66.5
13. Pittsburgh		33	16-17	2152	65.2
14. Boston College		32	13-19	2067	64.6
15. Virginia		30	23-7	1711	57.0

Scoring Defense	NCAA	G	PTS	AVG
1. Virginia	1	30	1571	52.4
2. Louisville	32	31	1974	63.7
3. Clemson	37	31	1988	64.1
4. Florida State		31	2037	65.7
5. Pittsburgh		33	2169	65.7
6. Georgia Tech		31	2059	66.4
7. Virginia Tech		32	2128	66.5
8. Duke		31	2107	68.0
9. Notre Dame		32	2195	68.6
10. Syracuse		32	2216	69.3
11. NC State		32	2231	69.7
12. Boston College		32	2260	70.6
13. North Carolina		33	2403	72.8
14. Miami	31	2270	73.2	
15. Wake Forest		31	2321	74.9

Scoring Margin	NCAA	G	OFF	DEF	MAR.
1. Duke	5	31	82.5	68.0	+14.5
2. Louisville	25	31	74.1	63.7	+10.4
3. Florida State	29	31	75.4	65.7	+9.6
4. Notre Dame		32	74.2	68.6	+5.7
5. Syracuse		32	74.3	69.2	+5.1
6. NC State		32	74.6	69.7	+4.9
7. Virginia		30	57.0	52.4	+4.7
8. Clemson		31	66.5	64.1	+2.4
9. Georgia Tech		31	68.6	66.4	+2.2
10. Virginia Tech		32	68.6	66.5	+2.1
11. Pittsburgh		33	65.2	65.7	-0.5
12. North Carolina		33	72.2	72.8	-0.7
13. Wake Forest		31	73.4	74.9	-1.5
14. Miami	31	71.2	73.2	-2.0	
15. Boston College		32	64.6	70.6	-6.0

Field Goal Pct.	NCAA	G	FGM	FGA	FG%
1. Duke	26	31	920	1957	.470
2. Florida State		31	844	1848	.457
3. Louisville		31	810	1787	.453
4. Georgia Tech		31	781	1727	.452
5. NC State		32	885	1958	.452
6. Syracuse		32	813	1867	.435
7. Wake Forest		31	765	1769	.432
8. Miami	31	796	1855	.429	
9. Clemson		31	735	1717	.428
10. Notre Dame		32	850	1993	.426
11. North Carolina		33	865	2058	.420
12. Virginia Tech		32	787	1877	.419
13. Virginia		30	626	1515	.413
14. Pittsburgh		33	755	1867	.404
15. Boston College		32	742	1844	.402

Free Throw Pct.	NCAA	G	FTM	FTA	FT%
1. Miami	30	31	396	522	.759
2. Florida State	49	31	418	557	.750
3. Wake Forest		31	542	726	.747
4. Syracuse		32	493	666	.740
5. Notre Dame		32	366	498	.735
6. Louisville		31	421	576	.731
7. Duke		31	501	696	.720
8. Virginia		30	289	403	.717
9. Pittsburgh		33	467	655	.713
10. Virginia Tech		32	305	429	.711
11. NC State		32	396	558	.710
12. Clemson		31	341	497	.686
13. North Carolina		33	470	689	.682
14. Georgia Tech		31	403	595	.677
15. Boston College		32	353	536	.659

3-Pt. FG Pct.	NCAA	G	3PM	3PA	3P%
1. Louisville	17	31	255	679	.376
2. Duke		31	217	617	.352
3. Virginia Tech		32	315	896	.352
4. Florida State		31	230	655	.351
5. Wake Forest		31	204	582	.351
6. Notre Dame		32	310	899	.345
7. Syracuse		32	259	787	.329
8. NC State		32	222	697	.319
9. Miami	31	219	690	.317	
10. Clemson		31	251	797	.315
11. Georgia Tech		31	161	516	.312
12. Boston College		32	230	747	.308
13. North Carolina		33	181	595	.304
14. Virginia		30	170	560	.304
15. Pittsburgh		33	175	592	.296

3-Pt. Field Goals	NCAA	G	3PM	AVG
1. Virginia Tech	13	32	315	9.84
2. Notre Dame	17	32	310	9.69
3. Louisville		31	255	8.23
4. Clemson		31	251	8.10
5. Syracuse		32	259	8.09
6. Florida State		31	230	7.42
7. Boston College		32	230	7.19
8. Miami	31	219	7.06	
9. Duke		31	217	7.00
10. NC State		32	222	6.94
11. Wake Forest		31	204	6.58
12. Virginia		30	170	5.67
13. North Carolina		33	181	5.48
14. Pittsburgh		33	175	5.30
15. Georgia Tech		31	161	5.19

FG Pct. Defense	NCAA	G	FGM	FGA	FG%
1. Virginia	2	30	573	1554	.369
2. Louisville	13	31	690	1772	.389
3. Georgia Tech	33	31	719	1800	.399
4. Syracuse		32	758	1868	.406
5. Florida State		31	694	1708	.406
6. Clemson		31	698	1697	.411
7. Notre Dame		32	832	2011	.414
8. Virginia Tech		32	771	1852	.416
9. Duke		31	784	1879	.417
10. North Carolina		33	843	2000	.422
11. NC State		32	792	1857	.426
12. Pittsburgh		33	791	1838	.430
13. Wake Forest		31	819	1869	.438
14. Miami	31	862	1945	.443	
15. Boston College		32	818	1845	.443

SEASON IN REVIEW

ACC TEAM STATISTICS

3-Pt. FG% Defense	NCAA	G	3PM	3PA	3P%
1. Georgia Tech	7	31	168	590	.285
2. Virginia	17	30	194	663	.293
3. Duke	32	31	150	501	.299
4. Louisville	39	31	219	727	.301
5. NC State		32	193	610	.316
6. Florida State		31	218	687	.317
7. Syracuse		32	288	895	.322
8. Virginia Tech		32	254	788	.322
9. Clemson		31	244	749	.326
10. Wake Forest		31	220	660	.333
11. Boston College		32	229	686	.334
12. North Carolina		33	277	824	.336
13. Notre Dame		32	245	728	.337
14. Miami		31	229	675	.339
15. Pittsburgh		33	247	728	.339

Def. Rebounds	NCAA	G	REB	AVG
1. North Carolina	19	33	928	28.12
2. Louisville	35	31	861	27.77
3. Notre Dame	40	32	887	27.72
4. Wake Forest	47	31	855	27.58
5. Duke		31	850	27.42
6. Georgia Tech		31	826	26.65
7. Virginia Tech		32	846	26.44
8. Virginia		30	782	26.07
9. Clemson		31	797	25.71
10. Syracuse		32	810	25.31
NC State		32	810	25.31
12. Miami		31	777	25.06
13. Florida State		31	750	24.19
14. Boston College		32	757	23.66
15. Pittsburgh		33	734	22.24

Rebound Margin	NCAA	G	OWN	OPP	MAR.
1. North Carolina	10	33	1382 (41.9)	1132 (34.3)	+7.6
2. Louisville	23	31	1196 (38.6)	1000 (32.3)	+6.3
3. Duke	29	31	1244 (40.1)	1067 (34.4)	+5.7
4. Virginia		30	1025 (34.2)	916 (30.5)	+3.6
5. Wake Forest		31	1170 (37.7)	1086 (35.0)	+2.7
6. Florida State		31	1102 (35.5)	1022 (33.0)	+2.6
7. Georgia Tech		31	1127 (36.3)	1050 (33.8)	+2.5
8. Notre Dame		32	1209 (37.8)	1221 (38.2)	-0.3
9. Clemson		31	1045 (33.7)	1076 (34.7)	-1.0
10. Syracuse		32	1146 (35.8)	1186 (37.1)	-1.2
11. NC State		32	1142 (35.7)	1185 (37.0)	-1.3
12. Pittsburgh		33	1128 (34.2)	1198 (36.3)	-2.1
13. Virginia Tech		32	1086 (33.9)	1190 (37.2)	-3.2
14. Miami		31	1069 (34.5)	1195 (38.5)	-4.1
15. Boston College		32	1058 (33.1)	1220 (38.1)	-5.1

Blocked Shots	NCAA	G	BLK	AVG
1. Duke	2	31	188	6.06
2. Florida State	12	31	162	5.23
3. Virginia	19	30	147	4.90
4. Georgia Tech	33	31	142	4.58
5. NC State	36	32	145	4.53
6. Syracuse	39	32	143	4.47
7. Miami		31	119	3.84
8. Notre Dame		32	118	3.69
9. North Carolina		33	116	3.52
10. Pittsburgh		33	113	3.42
11. Virginia Tech		32	95	2.97
12. Wake Forest		31	87	2.81
13. Louisville		31	83	2.68
14. Boston College		32	82	2.56
15. Clemson		31	74	2.39

Rebounds	NCAA	G	REB	AVG
1. North Carolina	2	33	1382	41.9
2. Duke	14	31	1244	40.1
3. Louisville	42	31	1196	38.6
4. Notre Dame		32	1209	37.8
5. Wake Forest		31	1170	37.7
6. Georgia Tech		31	1127	36.3
7. Syracuse		32	1146	35.8
8. NC State		32	1142	35.7
9. Florida State		31	1102	35.5
10. Miami		31	1069	34.5
11. Pittsburgh		33	1128	34.2
12. Virginia		30	1025	34.2
13. Virginia Tech		32	1086	33.9
14. Clemson		31	1045	33.7
15. Boston College		32	1058	33.1

Steals	NCAA	G	STL	AVG
1. Florida State	12	31	273	8.81
2. Duke	21	31	258	8.32
3. Pittsburgh	46	33	258	7.82
4. NC State		32	245	7.66
Boston College		32	245	7.66
6. Syracuse		32	237	7.41
7. Georgia Tech		31	220	7.10
8. Clemson		31	211	6.81
9. Virginia Tech		32	193	6.03
10. Notre Dame		32	189	5.91
11. Miami		31	183	5.90
12. North Carolina		33	183	5.55
13. Virginia		30	161	5.37
14. Louisville		31	157	5.06
15. Wake Forest		31	151	4.87

Off. Rebounds	NCAA	G	REB	AVG
1. North Carolina	6	33	454	13.76
2. Duke	17	31	394	12.71
3. Pittsburgh	36	33	394	11.94
4. Florida State		31	352	11.35
5. Louisville		31	335	10.81
6. Syracuse		32	336	10.50
7. NC State		32	332	10.38
8. Wake Forest		31	315	10.16
9. Notre Dame		32	322	10.06
10. Georgia Tech		31	301	9.71
11. Miami		31	292	9.42
12. Boston College		32	301	9.41
13. Virginia		30	243	8.10
14. Clemson		31	248	8.00
15. Virginia Tech		32	240	7.50

Assists	NCAA	G	AST	AVG
1. Notre Dame	9	32	528	16.50
2. Duke	24	31	479	15.45
3. Virginia Tech		32	468	14.63
4. North Carolina		33	472	14.30
5. Syracuse		32	447	13.97
6. Louisville		31	433	13.97
7. Georgia Tech		31	425	13.71
8. NC State		32	434	13.56
9. Florida State		31	409	13.19
10. Clemson		31	401	12.94
11. Wake Forest		31	395	12.74
12. Boston College		32	403	12.59
13. Pittsburgh		33	404	12.24
14. Virginia		30	343	11.43
15. Miami		31	310	10.00



ACC TEAM STATISTICS

Turnover Margin	NCAA	G	OWN	OPP	MAR.
1. Florida State	21	31	411 (13.3)	516 (16.6)	+3.39
2. Pittsburgh	25	33	404 (12.2)	511 (15.5)	+3.30
3. Syracuse	33	32	363 (11.3)	449 (14.0)	+2.69
4. NC State	47	32	383 (12.0)	455 (14.2)	+2.25
5. Virginia Tech		32	317 (9.9)	382 (11.9)	+2.03
6. Notre Dame		32	315 (9.8)	373 (11.7)	+1.81
7. Duke		31	409 (13.2)	465 (15.0)	+1.81
8. Clemson		31	386 (12.5)	418 (13.5)	+1.03
9. Boston College		32	440 (13.8)	466 (14.6)	+0.81
10. Miami		31	374 (12.1)	384 (12.4)	+0.32
11. Louisville		31	378 (12.2)	365 (11.8)	-0.42
12. Virginia		30	368 (12.3)	354 (11.8)	-0.47
13. North Carolina		33	426 (12.9)	378 (11.5)	-1.45
14. Georgia Tech		31	503 (16.2)	430 (13.9)	-2.35
15. Wake Forest		31	440 (14.2)	338 (10.9)	-3.29

Assist/TO Ratio	NCAA	G	OWN	OPP	RATIO
1. Notre Dame	1	32	528 (16.5)	315 (9.8)	1.68
2. Virginia Tech	5	32	468 (14.6)	317 (9.9)	1.48
3. Syracuse	40	32	447 (14.0)	363 (11.3)	1.23
4. Duke		31	479 (15.5)	409 (13.2)	1.17
5. Louisville		31	433 (14.0)	375 (12.1)	1.15
6. NC State		32	432 (13.5)	383 (12.0)	1.13
7. North Carolina		33	472 (14.3)	426 (12.9)	1.11
8. Clemson		31	401 (12.9)	386 (12.5)	1.04
9. Pittsburgh		33	404 (12.2)	402 (12.2)	1.00
10. Florida State		31	409 (13.2)	410 (13.2)	1.00
11. Virginia		30	342 (11.4)	368 (12.3)	0.93
12. Boston College		32	403 (12.6)	439 (13.7)	0.92
13. Wake Forest		31	395 (12.7)	440 (14.2)	0.90
14. Georgia Tech		31	425 (13.7)	503 (16.2)	0.84
15. Miami		31	310 (10.0)	374 (12.1)	0.83

NOTE: For all categories, only top-50 NCAA rankings are listed

SEASON IN REVIEW





HISTORY

Year-by-Year Coaching Records.....	106-107
NCAA Tournament History.....	108
NCAA Tournament Teams.....	109-113
NIT History.....	114
NIT Teams.....	115-120
ACC Tournament History.....	121
BIG EAST Tournament History.....	122
All-Americans.....	123
NBA & ABA Drafts.....	124
Canes in the NBA.....	125-126
Honors.....	127-129
Miami and the Polls.....	130-136
All-Time Letter Winners.....	137-138
UM Sports Hall of Fame Inductees.....	139
Team Captains.....	139
1984-85 Practice Team.....	139
Miami Basketball History.....	140-148

YEAR-BY-YEAR COACHING RECORDS - 1926-71

Season	Coach	Overall	Pct.	Pts UM	Scored Opp	Postseason Record
1926-27 *	Art Webb	7-1	.875	348	170	
1927-28	Art Webb	8-4	.667	406	310	
1928-29	Tom McCann	13-6	.684	670	419	
1929-30		No team				
1930-31	Art Webb	3-7	.300	252	331	
1931-32 #	Tom McCann	17-1	.944	816	456	
1932-38		No team				
1938-39	Hart Morris	4-6	.400	372	422	
1939-40	Hart Morris	8-12	.400	716	824	
1940-41	Hart Morris	10-6	.625	707	654	
1941-42	Hart Morris	9-7	.563	628	570	
1942-45		No team (World War II)				
1945-46	W.H. Steers	8-5	.615	560	568	
1946-47	Hart Morris	20-7	.769	1,400	1,192	
1947-48	Hart Morris	11-7	.611	997	902	
1948-49 ^	Hart Morris	19-8	.704	1,633	1,515	
1949-50	Hart Morris	14-9	.609	1,446	1,393	
1950-51	Hart Morris	10-12	.455	1,487	1,520	
1951-52	Hart Morris	14-8	.636	1,687	1,438	
1952-53	Dave Wike	9-12	.429	1,503	1,502	
1953-54	Dave Wike	5-10	.333	1,015	1,161	
1954-55	Bruce Hale	9-11	.450	1,555	1,544	
1955-56	Bruce Hale	14-12	.539	2,170	2,115	
1956-57	Bruce Hale	13-13	.500	2,029	2,167	
1957-58	Bruce Hale	14-8	.636	1,741	1,641	
1958-59	Bruce Hale	18-7	.720	2,190	2,029	
1959-60	Bruce Hale	23-4	.852	2,427	2,192	NCAA 0-1
1960-61	Bruce Hale	20-7	.741	2,230	2,036	NIT 0-1
1961-62	Bruce Hale	14-12	.539	2,069	2,045	
1962-63	Bruce Hale	23-5	.821	2,509	2,201	NIT 1-1
1963-64	Bruce Hale	20-7	.741	2,575	2,352	NIT 0-1
1964-65	Bruce Hale	22-4	.846	2,558	2,190	
1965-66	Bruce Hale	15-11	.577	2,271	2,208	
1966-67	Bruce Hale	15-11	.577	2,126	2,091	
1967-68	Ron Godfrey	17-11	.607	2,368	2,419	
1968-69	Ron Godfrey	14-10	.583	1,985	2,048	
1969-70	Ron Godfrey	9-17	.346	2,293	2,521	
1970-71	Ron Godfrey	7-19	.269	2,143	2,373	

1971-85

No team

* Played only freshman opponents in first season

Played no senior colleges

^ First year at Division I level (T-No. 21 in victories and T-No. 22 in winning percentage all-time for a program in its first DI season)

NOTE: Miami's 183 victories from 1959-60 to 1960-69 placed No. 17 in the nation during the decade of the 1960s

YEAR-BY-YEAR COACHING RECORDS - 1985-PRESENT

Season	Coach	Overall	Pct.	Pts	Pts	Conference			Postseason	
				UM	Opp	Conf.	Record	Finish%	Tourn.	Record
1985-86	Bill Foster	14-14	.500	2,006	2,131					
1986-87	Bill Foster	15-16	.491	2,332	2,335					
1987-88	Bill Foster	17-14	.548	2,453	2,400					
1988-89	Bill Foster	19-12	.613	2,809	2,778					
1989-90	Bill Foster	13-15	.464	2,014	2,132					
1990-91	Leonard Hamilton	9-19	.321	2,027	2,078					
1991-92	Leonard Hamilton	8-24	.250	1,941	2,160	BE	1-17	10 / 10	1-1	
1992-93	Leonard Hamilton	10-17	.370	1,929	2,004	BE	7-11	9 / 9	0-1	
1993-94	Leonard Hamilton	7-20	.259	1,690	1,909	BE	0-18	10 / 10	0-1	
1994-95	Leonard Hamilton	15-13	.536	1,831	1,888	BE	9-9	5 / 5	0-1	NIT 0-1
1995-96	Leonard Hamilton	15-13	.536	1,883	1,873	BE	8-10	7 / 7	1-1	
1996-97	Leonard Hamilton	16-13	.552	1,887	1,821	BE	9-9	t7 / 7	1-1	NIT 0-1
1997-98	Leonard Hamilton	18-10	.642	1,962	1,836	BE	11-7	t4 / 4	0-1	NCAA 0-1
1998-99	Leonard Hamilton	23-7	.767	2,178	1,950	BE	15-3	2 / 2	1-1	NCAA 1-1
1999-00	Leonard Hamilton	23-11	.676	2,346	2,127	BE	13-3	t1 / 2	1-1	NCAA 2-1
2000-01	Perry Clark	16-13	.552	2,039	1,963	BE	8-8	t6 / East 4	0-1	NIT 0-1
2001-02	Perry Clark	24-8	.750	2,395	2,156	BE	10-6	t3 / East 2	1-1	NCAA 0-1
2002-03	Perry Clark	11-17	.393	1,956	1,924	BE	4-12	t12 / East 6	0-1	
2003-04	Perry Clark	14-16	.467	2,148	2,067	BE	4-12	13	DNP	
2004-05	Frank Haith	16-13	.551	2,071	2,020	ACC	7-9	t6 / 6	0-1	NIT 0-1
2005-06	Frank Haith	18-16	.529	2,308	2,213	ACC	7-9	t7 / 8	1-1	NIT 2-1
2006-07	Frank Haith	12-20	.375	2,279	2,332	ACC	4-12	12 / 12	1-1	
2007-08	Frank Haith	23-11	.676	2,542	2,309	ACC	8-8	t5 / 5	1-1	NCAA 1-1
2008-09	Frank Haith	19-13	.594	2,325	2,123	ACC	7-9	t7 / 9	0-1	NIT 1-1
2009-10	Frank Haith	20-13	.606	2,390	2,136	ACC	4-12	12 / 12	2-1	
2010-11	Frank Haith	21-15	.583	2,579	2,433	ACC	6-10	9 / 9	1-1	NIT 2-1
2011-12	Jim Larrañaga	20-13	.606	2,332	2,181	ACC	9-7	t4 / 6	1-1	NIT 1-1
2012-13	Jim Larrañaga	29-7	.806	2,509	2,181	ACC	15-3	1 / 1	3-0	NCAA 2-1
2013-14	Jim Larrañaga	17-16	.515	2,209	1,964	ACC	7-11	10 / 10	1-1	
2014-15	Jim Larrañaga	25-13	.658	2,592	2,404	ACC	10-8	t6 / 6	1-1	NIT 4-1
2015-16	Jim Larrañaga	27-8	.771	2,633	2,359	ACC	13-5	t2 / 3	1-1	NCAA 2-1
2016-17	Jim Larrañaga	21-12	.636	2,278	2,116	ACC	10-8	t7 / 9	1-1	NCAA 0-1
2017-18	Jim Larrañaga	22-10	.686	2,361	2,173	ACC	11-7	t3 / 3	0-1	NCAA 0-1
2018-19	Jim Larrañaga	14-18	.438	2,297	2,275	ACC	5-13	t11 / 12	1-1	
2019-20	Jim Larrañaga	15-16	.484	2,207	2,270	ACC	7-13	t10 / 9	0-1	canceled
Totals	70 years	1,062-783	.577	133,968	126,540					NIT 11-12 / NCAA 8-10

% Overall Finish / Conference Tournament Seed

Coach, Seasons	Years	Won	Lost	Pct.	Coach, Seasons	Win Pct.
Art Webb, 3 seasons	1926-28, 1930-31	18	12	.600	Tom McCann, 2	.811
Tom McCann, 2 seasons	1928-29, 1931-32	30	7	.811	Bruce Hale, 13	.663
Hart Morris, 10 seasons	1938-42, 1946-52	119	82	.592	Jim Larrañaga, 9	.627
W.H. Steers, 1 season	1945-46	8	5	.615	W.H. Steers, 1	.615
Dave Wike, 2 seasons	1952-54	14	22	.389	Art Webb, 3	.600
Bruce Hale, 13 seasons	1954-67	220	112	.663	Hart Morris, 10	.592
Ron Godfrey, 4 seasons	1967-71	47	57	.452	Frank Haith, 7	.561
Bill Foster, 5 seasons	1985-90	78	71	.523	Perry Clark, 4	.546
Leonard Hamilton, 10 seasons	1990-2000	144	147	.495	Bill Foster, 5	.523
Perry Clark, 4 seasons	2000-04	65	54	.546	Leonard Hamilton, 10	.495
Frank Haith, 7 seasons	2004-11	129	101	.561	Ron Godfrey, 4	.452
Jim Larrañaga, 8 seasons	2011-present	190	113	.643	Dave Wike, 2	.389
Totals, 70 Seasons	1926-present	1,062	783	.577		



NCAA TOURNAMENT HISTORY

NCAA Tournament Results (10 appearances, 8-10 record)

1959-60* Midwest Region (First Round)

3/8/60 vs. *Western Kentucky L 107-84 Lexington, Ky.

*No team seeds in 1959-60

1997-98 No. 11 seed — South Region (First Round)

3/13/98 vs. No. 6 UCLA L 65-62 Atlanta, Ga.

1998-99 No. 2 seed — East Region (Second Round)

3/12/99 vs. No. 15 Lafayette W 75-54 Boston, Mass.

3/14/99 vs. No. 10 Purdue L 73-63 Boston, Mass.

1999-2000 No. 6 seed — South Region (Sweet 16)

3/17/00 vs. No. 11 Arkansas W 75-71 Nashville, Tenn.

3/19/00 vs. No. 3 Ohio State W 75-62 Nashville, Tenn.

3/24/00 vs. No. 7 Tulsa L 80-71 Austin, Texas

2001-02 No. 5 seed — West Region (First Round)

3/14/02 vs. No. 12 Missouri L 93-80 Albuquerque, N.M.

2007-08 No. 7 seed — South Region (Second Round)

3/21/08 vs. No. 10 Saint Mary's (Calif.) W 78-64 Little Rock, Ark.

3/23/08 vs. No. 2 Texas L 75-72 Little Rock, Ark.

2012-13 No. 2 seed — East Region (Sweet 16)

3/22/13 vs. No. 15 Pacific W 78-49 Austin, Texas

3/24/13 vs. No. 7 Illinois W 63-59 Austin, Texas

3/28/13 vs. No. 3 Marquette L 71-61 Washington, D.C.

2015-16 No. 3 seed — South Region (Sweet 16)

3/17/16 vs. No. 14 Buffalo W 79-72 Providence, R.I.

3/19/16 vs. No. 11 Wichita State W 65-57 Providence, R.I.

3/24/16 vs. No. 2 Villanova L 92-69 Louisville, Ky.

2016-17 No. 8 seed — Midwest Region (First Round)

3/17/17 vs. No. 9 Michigan State L 78-58 Tulsa, Okla.

2017-18 No. 6 seed — South Region (First Round)

3/15/18 vs. No. 11 Loyola Chicago L 64-62 Dallas, Texas

NCAA Tournament

NCAA Appearances: 10

Overall Record: 8-10

Sweet 16 Appearances: 3

By Round	W	L	Pct.	First	Last
First Round	5	4	.556	1998	2018
Second Round	3	2	.600	1999	2016
Sweet 16	0	3	.000	2000	2016

Record

By Opponent	W	L
Arkansas	1	0
Buffalo	1	0
Illinois	1	0
Lafayette	1	0
Loyola Chicago	0	1
Marquette	0	1
Michigan State	0	1
Missouri	0	1
Ohio State	1	0
Pacific	1	0
Purdue	0	1
St. Mary's (Calif.)	1	0
Texas	0	1
Tulsa	0	1
UCLA	0	1
Villanova	0	1
Western Kentucky	0	1
Wichita State	1	0

By Opponent Conf.	W	L
Big 12	0	2
BIG EAST	0	2
Big Ten	2	2
Big West	1	0
MAC	1	0
Missouri Valley	1	1
Ohio Valley	0	1
PAC-10	0	1
Patriot	1	0
SEC	1	0
WAC	0	1
West Coast	1	0

By Miami's Seed	W	L
No. 2	3	2
No. 3	2	1
No. 5	0	1
No. 6	2	2
No. 7	1	1
No. 8	0	1
No. 11	0	1

By Opponent Seed	W	L
No. 2	0	2
No. 3	1	1
No. 6	0	1
No. 7	1	1
No. 9	0	1
No. 10	1	1
No. 11	2	1
No. 12	0	1
No. 14	1	0
No. 15	2	0

HISTORY

NCAA TOURNAMENT TEAMS

1959-60

NCAA Tournament

Season Record: 23-4

Bruce Hale, Head Coach

12/1	Rollins	W	110-86
12/3	Jacksonville	W	106-98
12/5	Tampa	W	98-65
12/9	at Houston	W	72-63
12/10	at Centenary	L	77-84
12/12	at Loyola (La.)	W	86-70
12/14	Murray State	W	92-80
12/19	Florida	W	79-77
12/21	at Miami (Ohio)	W	83-78
12/28	vs. BYU *	W	110-93
12/29	vs. Xavier *	W	87-69
1/2	South Carolina	W OT	107-106
1/7	at Iona	W	69-67
1/13	at Jacksonville	W OT	78-70
1/14	at Florida	W	70-65
1/16	at Florida State	W	93-91
1/23	Houston	L	79-88
1/29	Oklahoma City	W	97-84
2/2	at Rollins	W	90-79
2/3	at Tampa	W	74-73
2/4	at Stetson	W	94-86
2/6	at Florida Southern	W	88-71
2/11	Stetson	L	72-73
2/18	Florida Southern	W	121-85
2/22	Kentucky Wesleyan	W	104-95
2/27	Florida State	W	107-89
3/8	vs. Western Kentucky \$	L	84-107
Season Totals			2427-2192

* Hurricane Classic | \$ NCAA Tournament

NO.	PLAYER	POS.	YR.
11	Dave Landis	G	JR
12	Ron Godfrey	F	JR
13	Dick Hickox	G	JR
14	Dod Hammond	F	SO
15	Harry Manushaw	C	JR
20	Bruce Applegate	F	JR
22	Martin Snider	G	JR
23	Ken Allen	G	SO
24	Chris Stavreti	G	SO
25	Julie Cohen	G	SO
31	Jack Spisak	F	SO
32	Bruce Shapiro	G	SO

1997-98

NCAA Tournament

Season Record: 18-10 (11-7 BIG EAST)

Leonard Hamilton, Head Coach

11/14	at Southern Illinois	W	73-61
11/16	Florida Atlantic	W	69-47
11/21	Charlotte	W	89-72
11/24	Eastern Kentucky	W	86-64
11/29	at Jacksonville	W	74-70
12/2	Rutgers *	W	63-55
12/6	Georgetown *	W	66-56
12/12	Georgia State	W	80-64
12/22	at Memphis	W	65-57
12/27	vs. Georgia Tech @	L	61-69
12/31	at Seton Hall *	W	78-65
1/3	at Pittsburgh *	W	73-65
1/6	Connecticut *	W	76-67
1/10	at West Virginia *	L	84-98
1/13	at St. John's *	L	64-73
1/18	at Syracuse *	L	67-85
1/22	Villanova *	W	78-63
1/28	at Boston College *	W	67-57
1/31	at Villanova *	L	75-78
2/4	Providence *	W	64-54
2/10	Syracuse *	L	63-72
2/14	Notre Dame *	W	66-57
2/18	at Providence *	L	57-59
2/22	at Notre Dame *	W	65-59
2/24	Seton Hall *	L	71-76
2/28	West Virginia *	W	70-66
3/4	vs. Georgetown #	L	56-62
3/13	vs. UCLA \$	L	62-65
Season Totals:			1962-1836

@ Orange Bowl Classic | * BIG EAST Game
BIG EAST Tournament | \$ NCAA Tournament

NO.	PLAYER	POS.	YR.
3	Mike Byars-Dawson	G	FR
10	Kevin Norris	G	SR
11	Jeremiah Schlie	F	FR
13	Steve Frazier	F	SR
14	Todd Manuel	G	FR
15	Nick Donovan	F	JR
20	Charles Wiseman	G	SO
21	Mike Curcio	G	JR
22	Jaime Waggoner	G	SR
30	Vernon Jennings	G/F	SO
31	Johnny Hemsley	G/F	SO
32	Lucas Barnes	G/F	SO
34	Dwayne Wimbley	F	FR
40	Tim James	F	JR
44	Elton Tyler	F	FR
51	Mario Brand	F	SO

NCAA TOURNAMENT TEAMS

1998-99

NCAA Tournament — Second Round
 Season Record: 23-7 (15-3 BIG EAST)
 Leonard Hamilton, Head Coach

11/13	at Florida Atlantic	W	97-73
11/23	at Charlotte	L	59-66
11/27	Northern Iowa	W	78-69
12/5	at Kentucky	L	65-74
12/8	Boston College *	W	77-64
12/11	UCF	W	66-56
12/18	at Georgia State	W	76-55
12/22	Memphis	W	80-64
12/27	vs. Ohio State @	W	72-64
12/30	at Georgetown *	W	64-63
1/6	St. John's *	W	84-79
1/9	Notre Dame *	L	68-71
1/13	at Rutgers *	W	74-62
1/16	at West Virginia *	W	64-55
1/20	Connecticut *	L	68-70
1/24	at Boston College *	W	75-67
1/27	Seton Hall *	W	77-71
1/30	at Pittsburgh *	L	54-60
2/3	at St. John's *	W	73-70
2/6	Georgetown *	W	71-58
2/8	at Syracuse *	W	76-63
2/13	at Providence *	W	69-65
2/16	Villanova *	W	103-82
2/20	at Connecticut *	W	73-71
2/23	Pittsburgh *	W	85-52
2/27	Rutgers *	W	68-63
3/4	vs. Georgetown #	W	65-54
3/5	vs. St. John's #	L	59-62
3/12	vs. Lafayette \$	W	75-54
3/14	vs. Purdue \$	L	63-73
Season Totals:			2178-1950

@ Orange Bowl Classic | * BIG EAST Game
 # BIG EAST Tournament | \$ NCAA Tournament

NO.	PLAYER	POS.	YR.
3	Mike Byars-Dawson	G	SO
4	Michael Simmons	G	FR
5	John Salmoms	F	FR
11	Jeremiah Schlie	F	SO
13	João Paulo Coelho	G	FR
14	Todd Manuel	G	SO
15	Nick Donovan	F	SR
30	Vernon Jennings	G/F	JR
31	Johnny Hemsley	G/F	JR
34	Dwayne Wimbley	F	SO
40	Tim James	F	SR
42	Kevin Houston	G/F	JR
44	Elton Tyler	F	SO
51	Mario Bland	F	JR

1999-2000

NCAA Tournament — Sweet 16
 Season Record: 23-11 (13-3 BIG EAST)
 BIG EAST Regular Season Co-Champions
 Leonard Hamilton, Head Coach

11/19	at UCF	W	81-54
11/23	[/24] Monmouth	W	67-46
11/30	[/25] Bethune-Cookman	W	102-75
12/4	at Memphis	L	72-82
12/7	Charlotte	L	65-75
12/11	Hartford	W	97-61
12/18	vs. #7/9 North Carolina-	L	78-68
12/20	vs. Louisiana^	L	60-66
12/21	vs. Detroit^	W	68-64
12/22	vs. Illinois State^	L	78-87
12/27	Florida Atlantic	W	89-52
12/29	Quinnipiac	W	80-66
1/5	West Virginia*	W	66-58
1/8	#7/8 Syracuse*	L	55-67
1/11	at Seton Hall*	W	71-64
1/15	at Georgetown*	L	61-65
1/17	at Villanova*	W	67-66
1/22	Boston College*	W	62-54
1/25	at Notre Dame*	W	63-49
1/29	#16/18 Kentucky	L	57-60
2/1	Pittsburgh*	W	64-60
2/5	at Rutgers*	W	58-52
2/7	Georgetown*	W	77-55
2/16	Providence*	L	45-47
2/19	at #18/18 Connecticut*	W	63-57
2/22	at West Virginia*	W	68-50
2/26	Notre Dame*	W	55-52
2/29	at Pittsburgh*	W	74-66
3/5	#18/21 St. John's*	W	74-70
3/9	[23] vs. Notre Dame#	W	61-58
3/10	[23] vs. #19/20 St. John's#	L	57-58
3/17	[23/25] vs. Arkansas\$	W	75-71
3/19	[23/25] vs. #8/8 Ohio State\$	W	75-62
3/24	[23/25] vs. #18/19 Tulsa\$	L	71-80
Season Totals:			2346-2127

@ Orange Bowl Classic | ^ San Juan Shootout
 * BIG EAST Game | # BIG EAST Tournament
 \$ NCAA Tournament

NO.	PLAYER	POS.	YR.
0	Leroy Hurd	G/F	FR
3	Michael Simmons	G	SO
11	Jerry Schlie	F	JR
13	João Paulo Coelho	G	SO
25	Elton Tyler	F	JR
30	Vernon Jennings	G/F	SR
31	Johnny Hemsley	G/F	SR
33	James Jones	F	FR
34	Dwayne Wimbley	F	JR
45	John Salmoms	F	SO
51	Mario Bland	F	JR

HISTORY

NCAA TOURNAMENT TEAMS

2001-02

NCAA Tournament

Season Record: 24-8 (10-6 BIG EAST)

Perry Clark, Head Coach

11/18	vs. Eastern Michigan ^	W	93-56
11/19	vs. UAB ^	W	81-79
11/20	vs. Clemson ^	W	67-65
11/24	Lafayette	W	79-69
11/26	Florida Atlantic	W	74-48
11/29	Howard	W	87-71
12/3	FIU	W	77-59
12/8	at Texas A&M	W	64-55
12/15	vs. #21/24 Indiana +	W	58-53
12/18	Florida A&M	W	90-62
12/22	Charlotte	W	64-56
12/27	[24/23] at LSU	W	68-61
12/30	[24/23] St. Francis (Pa.)	W	71-48
1/2	[21] at #23/24 Georgetown*	W	79-71
1/5	[21] at Connecticut*	L	75-76
1/8	[21/20] at St. John's*	L	60-71
1/12	[21/20] at Virginia Tech*	W	77-68
1/15	[24/20] Pittsburgh*	W 2OT	76-69
1/19	[24/20] Providence*	W OT	102-96
1/24	[22/19] Villanova*	W	76-58
1/29	[15/16] Boston College*	L	65-70
2/2	[15/16] #17/22 Connecticut*	W	68-66
2/5	[12/11] at Villanova*	W	65-56
2/10	[12/11] at Boston Coll.*	L	63-76
2/13	[13/11] St. John's*	W	79-56
2/17	[13/11] at Rutgers*	L	61-64
2/23	[17/13] Notre Dame*	L	77-90
2/26	[22/18] at Providence*	W	81-65
3/2	[22/18] Virginia Tech*	W	83-77
3/7	[21] vs. Georgetown #	W	84-76
3/8	[21] vs. #7 Pittsburgh #	L	71-76
3/14	[21] vs. Missouri \$	L	80-93
Season Totals:			2395-2156

^ Virgin Islands Paradise Jam

+ Orange Bowl Classic | * BIG EAST Game

BIG EAST Championship | \$ NCAA Tournament

NO.	PLAYER	POS.	YR.
1	Michael Simmons	G	JR
2	Kahleaf Watson	G	FR
4	Marcus Barnes	G	SO
5	John Salmons	F	SR
10	Brandon Okpalobi	G	SO
11	Jerry Schlie	F	SR
12	Rafael Berumen	F/C	JR
13	Paulo Coelho	G	JR
14	Rodrigue Djahue	F	SO
20	Danny Marakovits	G	SO
21	Darius Rice	F	SO
25	Elton Tyler	F/C	SR
33	James Jones	F	JR
34	William Frisby	F	SO

2007-08

NCAA Tournament — Second Round

Season Record: 23-11 (8-8 ACC)

Frank Haith, Head Coach

11/9	Florida Southern	W	104-61
11/15	vs. Marist ^	W	85-61
11/16	vs. VCU ^	W	69-63
11/18	vs. Providence ^	W	64-58
11/24	Morgan State	W	55-51
11/28	Alabama State	W	83-74
12/2	St. John's	W	66-47
12/8	at Florida International	W	67-53
12/13	at Mississippi State	W	64-58
12/17	[22] Stetson	W	89-53
12/20	[22] North Florida	W	85-63
12/23	[22] North Carolina A&T	W	95-64
12/29	[19] vs. Winthrop +	L	70-76
1/2	Penn	W	88-62
1/12	[25] Georgia Tech*	W	78-68
1/15	[21/24] at Boston College*	L	66-76
1/19	[21/24] at NC State*	L OT	77-79
1/23	#5/4 North Carolina*	L	82-98
1/27	#/25 Clemson*	W	75-72
1/29	at Wake Forest*	L	68-70
2/2	at #3/3 Duke*	L	73-88
2/6	Florida State*	L	55-62
2/9	at Virginia Tech*	W	74-71
2/17	at Georgia Tech*	W	64-63
2/20	#5/4 Duke*	W	96-95
2/23	Maryland*	W	78-63
2/27	at Clemson*	L	69-79
3/1	Virginia*	W	95-93
3/5	Boston College*	W	74-61
3/8	at Florida State*	L OT	72-75
3/13	vs. NC State #	W	63-50
3/14	vs. Virginia Tech #	L	49-63
3/21	vs. St. Mary's (Calif.) \$	W	78-64
3/23	vs. #7/7 Texas \$	L	72-75
Season Totals:			2542-2309

^ Puerto Rico Tip-Off | + Orange Bowl Classic

* ACC Game | # ACC Tournament

\$ NCAA Tournament

NO.	PLAYER	POS.	YR.
00	Jimmy Graham	F	JR
1	Lance Hurdle	G	JR
5	Eddie Rios	G	FR
10	Landon Glover	G	SR
21	Dwayne Collins	F	SO
22	Fabio Nass	F	SR
23	James Dews	G	SO
25	Jonathan Stratton	G	SR
30	Adrian Thomas	F	RSO
32	Brian Asbury	F	JR
33	Jack McClinton	G	JR
42	Raymond Hicks	F	SR
50	Anthony King	C	RSR

NCAA TOURNAMENT TEAMS

2012-13

NCAA Tournament — Sweet 16
Season Record: 29-7 (15-3 ACC)
Jim Larrañaga, Head Coach

11/9	Stetson	W	87-79
11/13	at Florida Gulf Coast	L	51-63
11/16	Jacksonville	W	73-57
11/24	Detroit	W	77-62
11/28	#13/14 Michigan State @	W	67-59
12/1	at UMass	W	75-62
12/14	Charlotte	W	77-46
12/18	at UCF	W	72-50
12/22	vs. Hawaii ^	W	73-58
12/23	vs. #4/5 Arizona ^	L	50-69
12/25	vs. Indiana State ^	L OT	55-57
1/2	La Salle	W	76-59
1/5	at Georgia Tech*	W	62-49
1/10	at North Carolina*	W	68-59
1/13	Maryland*	W	54-47
1/16	at Boston College*	W	60-59
1/23	[25] #1/1 Duke*	W	90-63
1/27	[25] Florida State*	W	71-47
1/30	[14/15] at Virginia Tech*	W	73-64
2/2	[14/15] at #19/19 NC State*	W	79-78
2/5	[8/11] Boston College*	W	72-50
2/9	[8/11] North Carolina*	W	87-61
2/13	[3/4] at Florida State*	W	74-68
2/17	[3/4] at Clemson*	W	45-43
2/19	[2/2] Virginia*	W	54-50
2/23	[2/2] at Wake Forest*	L	65-80
2/27	[5/7] Virginia Tech*	W	76-58
3/2	[5/7] at #3/3 Duke*	L	76-79
3/6	[6/7] Georgia Tech*	L	69-71
3/9	[6/7] Clemson*	W	62-49
3/15	[9/10] Boston College #	W	69-58
3/16	[9/10] NC State #	W	81-71
3/17	[9/10] North Carolina #	W	87-77
3/22	[5/4] Pacific \$	W	78-49
3/24	[5/4] Illinois \$	W	63-59
3/28	[5/4] #15/16 Marquette \$	L	61-71

^ Diamond Head Classic, Honolulu, Hawaii
@ ACC/Big Ten Challenge | * ACC Game
ACC Tournament (Atlanta, Ga.)
\$ NCAA Tournament

NO.	PLAYER	POS.	YR.
0	Shane Larkin	G	SO
1	Durand Scott	G	SR
3	Steve Sorenson	G	FR
4	Trey McKinney Jones	G	SR
10	Raphael Akpejori	F	JR
12	Justin Heller	G	JR
15	Rion Brown	G	JR
21	Erik Swoope	F	JR
23	Tonye Jekiri	C	FR
25	Garrius Adams *	G	SR
35	Kenny Kadji	F/C	SR
42	Reggie Johnson	C	SR
45	Julian Gamble	F/C	SR

* Redshirt

2015-16

NCAA Tournament — Sweet 16
Season Record: 27-8 (13-5 ACC)
Jim Larrañaga, Head Coach

11/13	UT Rio Grande Valley	W	86-59
11/16	Louisiana	W	93-77
11/19	vs. Mississippi State ^	W	105-79
11/20	vs. No. 16 Utah ^	W	90-66
11/22	vs. No. 22/20 Butler ^	W	85-75
11/27	[15/19] Northeastern	L	77-78
12/1	[21] at Nebraska @	W OT	77-72
12/5	[21] Charlotte	W	88-60
12/8	[17/20] Florida	W	66-55
12/19	[15/19] Coll. of Charleston	W	85-63
12/22	[13/16] at La Salle	W	95-49
12/29	[13/15] Princeton	W	76-64
1/2	[13/15] Syracuse*	W	64-51
1/9	[12/11] Florida State*	W	72-59
1/12	[8/9] at #13/11 Virginia*	L	58-66
1/16	[8/9] at Clemson*	L	65-76
1/20	[15/14] at Boston College*	W	67-53
1/23	[15/14] Wake Forest*	W	77-63
1/25	[15/13] No. 24/20 Duke*	W	80-69
1/30	[15/13] at RV NC State*	L	69-85
2/3	[17/15] RV Notre Dame*	W	79-70
2/7	[17/15] at Georgia Tech*	W	75-68
2/9	[12/11] -RV Pittsburgh*	W	65-63
2/14	[12/11] at Florida State*	W	67-65
2/17	[11/10] Virginia Tech*	W	65-49
2/20	[11/10] at No. 5/4 UNC*	L	71-96
2/22	[12/11] No. 3 Virginia*	W	64-61
2/27	[12/11] No. 11/- Louisville*	W	73-65
3/2	[7] at RV Notre Dame*	W	68-50
3/5	[7] at Virginia Tech*	L	62-77
3/10	[11] #3 vs. #6 Virginia Tech #	W	88-82
3/11	[11] vs. #2 No. 3 Virginia #	L	68-73
3/17	[10/11] #3 vs. #14 Buffalo \$	W	79-72
3/19	[10/11] vs. #11 Wichita State \$	W	65-57
3/24	[10/11] vs. #2 No. 6 Villanova \$	L	69-92

^ Puerto Rico Tip-Off
@ Big Ten/ACC Challenge | * ACC Game
ACC Tournament (Atlanta, Ga.)
\$ NCAA Tournament

NO.	PLAYER	POS.	YR.
0	Ja'Quan Newton	G	SO
3	Anthony Lawrence Jr.	G	FR
5	Davon Reed	G	JR
10	Sheldon McClellan	G	RSR
12	James Palmer	G	SO
13	Angel Rodriguez	G	RSR
15	Ebuka Izundu	C	FR
20	Mike Robinson	G	FR
21	Kamari Murphy	F	RJR
23	Tonye Jekiri	C	SR
33	Ivan Cruz Uceda	F	SR
35	Chris Stowell	F	SR

HISTORY

NCAA TOURNAMENT TEAMS

2016-17

NCAA Tournament — First Round

Season Record: 21-12 (10-8 ACC)

Jim Larrañaga, Head Coach

11/11	Western Carolina	W	92-43
11/16	at North Florida	W	94-56
11/19	Penn	W	74-62
11/24	Stanford ^	W	67-53
11/25	#21/22 Iowa State ^	L	56-73
11/27	Florida ^	L	56-65
11/30	Rutgers @	W	73-61
12/3	Wofford %	W	74-57
12/6	South Carolina State	W	82-46
12/16	Florida Atlantic	W	76-56
12/22	George Washington >	W	72-64
12/28	Columbia	W	78-67
12/31	NC State *	W	81-63
1/4	at Syracuse *	L	55-70
1/12	#20 Notre Dame *	L	62-67
1/14	at Pittsburgh *	W	72-46
1/18	at Wake Forest *	L	79-96
1/21	at #18 Duke *	L	58-70
1/25	Boston College *	W	78-77
1/28	#9/6 North Carolina *	W	77-62
2/1	#15/16 Florida State *	L	57-75
2/4	at NC State *	W	84-79
2/8	Virginia Tech *	W	74-68
2/11	at #4 Louisville *	L	66-71
2/15	Georgia Tech *	W	70-61
2/18	Clemson *	W	71-65
2/20	at #18/19 Virginia *	W OT	54-48
2/25	#10/11 Duke *	W	55-50
2/27	[25] at Virginia Tech *	L	61-66
3/4	[25] at #15/17 Florida State *	L	57-66
3/8	vs. Syracuse #	W	62-57
3/9	vs. #6 North Carolina #	L	53-78
3/17	vs. Michigan State \$	L	58-78

^ AdvoCare Invitational, Orlando, Fla.

@ ACC/Big Ten Challenge

% HoopHall Miami Invitational (Miami, Fla.)

* ACC Game

ACC Tournament (Brooklyn, N.Y.)

\$ NCAA Tournament (Tulsa, Okla.)

> 1,000th program victory

NO.	PLAYER	POS.	YR.
0	Ja'Quan Newton	G	JR
2	Mike Robinson	G	SO
3	Anthony Lawrence Jr.	G	SO
4	Dejan Vasiljevic	G	FR
5	Davon Reed	G	SR
11	Bruce Brown	G	FR
14	Rodney Miller	C	FR
15	Ebuka Izundu	C	SO
20	Dewan Huell	F	FR
21	Kamari Murphy	F	RSR
32	Sam Waardenburg	F	FR
35	Chris Stowell	F	JR

2017-18

NCAA Tournament — First Round

Season Record: 22-10 (11-7 ACC)

Jim Larrañaga, Head Coach

11/10	[13/12] Gardner-Webb	W	77-45
11/12	[13/12] Navy	W	89-55
11/16	[11/12] Florida A&M	W	90-59
11/22	[11/11] vs. La Salle ¹	W	57-46
11/25	[11/11] North Florida	W	86-65
11/29	[10/13] at #12/12 Minnesota ²	W	86-81
12/2	[10/13] vs. Princeton ³	W	80-52
12/5	[10/11] Boston University	W	69-54
12/16	[6/8] at George Washington	W	59-50
12/23	[6/7] at Hawai'i ⁴	W	75-57
12/23	[6/7] vs. New Mexico State ⁴	L	54-63
12/25	[15/16] vs. Middle Tennessee ⁴	W	84-81
12/30	[15/16] at Pittsburgh [*]	W	67-53
1/3	[15/17] at Georgia Tech [*]	L	54-64
1/7	[15/17] #24/RV Florida State [*]	W	80-74
1/13	[18/19] at No. 19/17 Clemson [*]	L	63-72
1/15	[25/23] #5/5 Duke [*]	L	75-83
1/21	[25/23] at NC State [*]	W	86-81
1/24	[RV/24] Louisville [*]	W OT	78-75
1/27	[RV/24] at Florida State [*]	L OT	94-103
1/31	Pittsburgh [*]	W	69-57
2/3	at Virginia Tech [*]	W	84-75
2/7	[25/25] Wake Forest [*]	W	87-81
2/10	[25/25] at Boston College [*]	L	70-72
2/13	#1/3 Virginia [*]	L	50-59
2/17	Syracuse [*]	L	55-62
2/19	at Notre Dame [*]	W	77-74
2/24	Boston College [*]	W	79-78
2/27	at #9/9 North Carolina [*]	W	91-88
3/3	Virginia Tech [*]	W	69-68
3/8	[24/25] vs. #12/11 UNC ⁵	L	65-82
3/15	[22/24] Loyola Chicago ⁶	L	62-64

¹ Reading, Pa.; ² ACC/Big Ten Challenge

³ HoopHall Miami Invitational (Miami, Fla.)

⁴ Hawaiian Airlines Diamond Head Classic (Honolulu, Hawai'i)

⁵ ACC Tournament (Brooklyn, N.Y.)

⁶ NCAA Tournament (Dallas, Texas)

NO.	PLAYER	POS.	YR.
0	Ja'Quan Newton	G	SR
1	Dejan Vasiljevic	G	SO
2	Chris Lykes	G	FR
3	Anthony Lawrence II	G	JR
4	Lonnie Walker IV	G	FR
5	Mike Robinson	G	SR
10	Miles Wilson	G	SO
11	Bruce Brown Jr.	G	SO
14	Rodney Miller Jr.	C	SO
15	Ebuka Izundu	C	JR
20	Dewan Huell	F	SO
21	Sam Waardenburg	F	FR
22	Deng Gak	F	FR
35	Chris Stowell	F	SR

HISTORY



NIT HISTORY

NIT Results (12 appearances, 11-12 record)

1960-61 (First Round)

3/16/61 vs. Saint Louis L 58-56 New York, N.Y.

1962-63 (Second Round)

3/16/63 vs. St. Francis Brooklyn W 71-70 New York, N.Y.

3/19/63 vs. Providence L 106-96 New York, N.Y.

1963-64 (First Round)

3/12/64 vs. St. Joseph's (Pa.) L 86-76 New York, N.Y.

1994-95 (First Round)

3/15/95 at Penn State L 62-56 University Park, Pa.

1996-97 (First Round)

3/13/97 at Michigan L 76-63 Ann Arbor, Mich.

2000-01 (First Round)

3/14/01 at Auburn L 60-58 Auburn, Ala.

2004-05 (First Round)

3/15/05 at South Carolina L 69-67 Columbia, S.C.

2005-06 Miami - No. 3 Seed (Quarterfinals)

3/15/06 No. 6 Oklahoma State W 62-59 Coral Gables, Fla.

3/20/06 at No. 2 Creighton W 53-52 Omaha, Neb.

3/22/06 at No. 1 Michigan L 71-65 Ann Arbor, Mich.

2008-09 Miami - No. 4 Seed (Second Round)

3/18/09 at No. 5 Providence W 78-66 Providence, R.I.

3/20/09 at No. 1 Florida L 74-60 Gainesville, Fla.

2010-11 Miami - No. 2 Seed (Quarterfinals)

3/16/11 No. 7 Florida Atlantic W 85-62 Coral Gables, Fla.

3/21/11 No. 3 Missouri State W 81-72 Coral Gables, Fla.

3/23/11 at No. 1 Alabama L 79-64 Tuscaloosa, Ala.

2011-12 Miami - No. 2 Seed (Second Round)

3/14/12 No. 7 Valparaiso W 66-50 Coral Gables, Fla.

3/19/12 No. 6 Minnesota L 78-60 Coral Gables, Fla.

2014-15 Miami - No. 2 Seed (Runner-Up)

3/17/15 No. 7 NC Central W 75-71 Coral Gables, Fla.

3/21/15 No. 6 Alabama W 73-66 Coral Gables, Fla.

3/24/15 No. 1 Richmond W 63-61 Richmond, Va.

3/31/15 No. 1 Temple W 60-57 New York, N.Y.

4/2/15 No. 2 Stanford L 66-64 OT New York, N.Y.

Record

By Opponent	W	L
Alabama	1	1
Auburn	0	1
Creighton	1	0
Florida	0	1
Florida Atlantic	1	0
Michigan	0	2
Minnesota	0	1
Missouri State	1	0
NC Central	1	0
Oklahoma State	1	0
Penn State	0	1
Providence	1	1
Richmond	1	0
South Carolina	0	1
St. Francis Brooklyn	1	0
St. Joseph's (Pa.)	0	1
St. Louis	0	1
Stanford	0	1
Temple	1	0
Valparaiso	1	0

By Opponent Conference (at time of game)

	W	L
American	1	0
Big 12	1	0
Big East	1	0
Big Ten	0	4
Colonial	1	0
Horizon	1	0
Independents	0	1
Mid-Eastern	1	0
Missouri Valley	2	1
MTNY	1	0
Pac 12	0	1
SEC	1	4
Sun Belt	1	0

By Miami's Seed (Since 2005-06)

	W	L
No. 2	7	3
No. 3	2	1
No. 4	1	1

By Opponent Seed (Since 2005-06)

	W	L
No. 1	2	3
No. 2	1	1
No. 3	1	0
No. 5	1	0
No. 6	2	1
No. 7	3	0

HISTORY

NIT TEAMS

1960-61

National Invitation Tournament

Season Record: 20-7

Bruce Hale, Head Coach

12/1	at Rollins	W	80-62
12/3	Tampa	W	93-64
12/6	at Santa Clara	L	65-66
12/8	at San Francisco	W	68-56
12/10	at BYU	L	80-112
12/15	Florida Southern	W	87-54
12/17	Florida	W	93-74
12/28	vs. Army !	W	82-75
12/29	vs. Holy Cross !	W	77-71
1/4	Miami (Ohio)	W 2OT	102-100
1/7	at La Salle	L	74-88
1/11	at Florida	L	73-81
1/13	at Jacksonville	W OT	93-84
1/14	at Florida State	L	78-89
1/21	Houston	W	89-78
1/26	Centenary	W	86-74
1/30	Louisville	W	71-69
2/1	Rollins	W	103-75
2/3	at Stetson	W	91-84
2/4	at Florida Southern	W	92-80
2/11	Loyola (La.)	W	65-61
2/15	Stetson	W	91-84
2/18	at Tampa	W	108-99
2/20	Jacksonville	W	96-80
2/23	Morehead State	W	85-70
2/25	Florida State	W	75-73
3/16	vs. St. Louis \$	L	56-58
Season Totals:			2230-2036

! Hurricane Classic | \$ NIT

NO.	PLAYER	POS.	YR.
11	Carl Stavreti	G	SO
12	Ron Godfrey	F	SR
13	Dick Hickox	G	SR
14	Lee Woods	F	SO
15	Harry Manushaw	C	SR
20	Bruce Applegate	F	SR
21	Bruce Shapiro	G	JR
23	Ken Allen	G	SO
24	Chris Stavreti	G	JR
25	Julie Cohen	G	JR
31	Jack Spisak	F	JR
33	Lou Alix	F	SO
45	Mike McCoy	C	SO

1962-63

National Invitation Tournament

Season Record: 23-5

Bruce Hale, Head Coach

11/30	Florida	W OT	91-87
12/4	at Boston College	W	72-69
12/6	at Rhode Island	W	88-80
12/8	at Providence	W	82-75
12/13	Florida Southern	W	116-93
12/21	#2 Duke	W	71-69
12/27	vs. Cornell !	W	94-85
12/28	vs. Pittsburgh !	W	86-85
1/3	[/15] at St. John's	W	67-59
1/4	[/15] at La Salle	L	76-78
1/9	at Jacksonville	W	103-91
1/10	at Florida	W	86-77
1/12	at Florida State	L OT	74-77
1/19	St. Peter's	W	99-75
1/24	Houston	W	71-70
1/29	at Tampa	W	78-76
1/30	[18] at Rollins	W	120-72
2/1	[18] at Stetson	L	64-66
2/2	[18] at Florida Southern	W	99-83
2/5	[18] Jacksonville	W	112-105
2/9	Louisville	W	112-84
2/12	Rollins	W	114-75
2/16	Loyola (N.O.)	L	77-84
2/18	Tampa	W	112-81
2/23	Florida State	W	99-70
2/26	Stetson	W	75-60
3/16	vs. St. Francis (N.Y.) \$	W	71-70
3/19	vs. Providence \$	L	96-106
Season Totals:			2505-2212

! Hurricane Classic | \$ NIT

NO.	PLAYER	POS.	YR.
11	Carl Stavreti	G	SR
12	Larry Kessler	G	SO
13	Bernie Butts	G	JR
14	Lee Woods	C	SR
15	Edward Fults	F	SO
20	Greg Meyer	C	SO
22	Charles Holiber	F	JR
23	Kenny Allen	G	SR
24	Rick Barry	F	SO
31	Jack Spisak	F	SR
32	Wayne Beckner	F	SO
45	Mike McCoy	C	SR



NIT TEAMS

1963-64

National Invitation Tournament

Season Record: 20-7

Bruce Hale, Head Coach

12/3	Tampa	W	101-95
12/7	Florida	W	95-79
12/10	at Santa Clara	L	77-86
12/12	at St. Mary's (Calif.)	L	101-86
12/14	at Nevada	W OT	81-78
12/17	San Francisco	W	95-83
12/19	Rollins	W	108-90
12/27	vs. Army*	W	79-71
12/28	vs. Syracuse*	L OT	85-86
1/4	Rhode Island	W	105-88
1/8	Jacksonville	W	97-92
1/9	at Florida	L	91-114
1/11	at Florida State	L	78-80
1/18	Memphis State	W	78-69
1/23	La Salle	W	121-99
1/28	at Rollins	W	127-85
1/29	at Tampa	W	134-104
1/31	at Stetson	W	81-75
2/1	at Florida Southern	W	85-78
2/4	Jacksonville	W	117-92
2/10	Creighton	L	94-124
2/13	at Houston	L	83-93
2/15	at Loyola (N.O.)	W OT	97-90
2/18	Florida Southern	W	120-79
2/22	Stetson	W	87-70
2/29	Florida State	W	82-80
3/12	vs. St. Joseph's (Pa.) \$	L	76-86
Season Totals:			2575-2352

1994-95

National Invitation Tournament

Season Record: 15-13 (9-9 BIG EAST)

Leonard Hamilton, Head Coach

11/25	Northeastern Illinois	W	66-48
11/28	Florida Atlantic	W	76-59
11/30	Robert Morris	W	66-51
12/6	#19/19 Syracuse*	L	65-83
12/10	Florida A&M	W	67-53
12/20	at Clemson	L	55-75
12/28	UNLV+	L	55-56
12/30	Fordham	W	55-43
1/2	at Seton Hall*	L	54-72
1/7	at #12/13 Georgetown*	L	64-71
1/11	at St. John's*	W	82-79
1/18	at Providence*	W	81-75
1/21	Boston College*	W	69-68
1/25	#22/25 Villanova*	L	62-92
1/28	at #6/6 Syracuse*	L	51-76
1/31	at #4/5 Connecticut*	L	57-82
2/4	#13/13 Georgetown*	W	67-61
2/7	at #16/18 Villanova*	L	63-73
2/11	Providence*	W	69-63
2/13	St. John's*	W	71-69
2/18	at Pittsburgh*	L	61-67
2/22	Seton Hall*	W	61-57
2/25	at Boston College*	W OT	77-71
2/28	Pittsburgh*	W OT	76-68
3/2	at Florida Atlantic	W	80-70
3/4	#4/5 Connecticut*	L	67-75
3/10	vs. #24 Georgetown #	L	58-69
3/15	at Penn State \$	L	56-62
Season Totals:			1831-1888

+ Orange Bowl Basketball Classic | * BIG EAST Game # BIG EAST Tournament | \$ NIT

! Hurricane Classic | \$ NIT

NO.	PLAYER	POS.	YR.	NO.	PLAYER	POS.	YR.
12	Larry Kessler	G	JR	0	Steve Frazier	G	SO
13	Bernie Butts	G	SR	3	Alex Fraser	F	SO
15	Charles Holiber	F	SR	5	Steve Rich	F	JR
20	Clark Connors	F	SO	10	Anthony Rosa	G	SO
22	John Bates	F	SO	11	Torey McCormick	G	SO
24	Rick Barry	F	JR	12	Kevin Norris	G	FR
25	Bob Green	G	SO	13	Chuck Barker	G	FR
31	John Dampier	G	JR	20	Mitchell Dunn	G	JR
32	Wayne Beckner	F	JR	21	Steven Edwards	G	JR
33	Don Patrican	C	SO	22	Jaime Waggoner	G	FR
34	Charles Grob	C	SO	33	Constantin Popa	C	SR
45	Stewart Marcus	F	SO	50	Brad Timpf	F	SO
				52	Lorenzo Pearson	F	JR
				55	Will Davis	C	SO

HISTORY

NIT TEAMS

1996-97

National Invitation Tournament
Seas on Record: 16-13 (9-9 BIG EAST)
Leonard Hamilton, Head Coach

11/22	Buffalo	W	78-61
11/24	Florida Atlantic	W	83-74
11/29	at UNLV	L	43-55
12/3	St. John's*	L	57-61
12/7	#19/17 Syracuse*	W	67-63
12/13	Hartford	W	74-58
12/18	Jacksonville	W	74-57
12/22	at Tennessee	L	65-78
12/28	vs. DePaul+	W	61-45
12/30	Lehigh	W	68-32
1/2	at #25/25 Boston Coll.*	W	65-62
1/4	at Georgetown*	W	69-67
1/8	at Pittsburgh*	L	72-76
1/11	at #8/7 Villanova*	W	61-59
1/15	Providence*	W	71-69
1/18	Georgetown*	W OT	68-65
1/22	Connecticut*	W	69-46
2/2	at Rutgers*	L	59-60
2/5	Pittsburgh*	W	78-63
2/8	Rutgers*	W	53-50
2/10	at Seton Hall*	W	61-51
2/15	at Connecticut*	L	52-72
2/19	Boston College*	L	57-59
2/22	at St. John's*	L	73-77
2/25	at Notre Dame*	L	60-69
3/1	West Virginia*	L	54-82
3/5	vs. St. John's #	W OT	76-68
3/6	vs. Georgetown #	L	59-63
3/13	vs. Michigan \$	L	63-76
Season Totals:			1105-1126

+ Orange Bowl Classic | * BIG EAST Game
 # BIG EAST Tournament | \$ NIT

NO.	PLAYER	POS.	YR.
0	Steve Frazier	G	SR
3	Alex Fraser	F	SR
10	Anthony Rosa	G	SR
11	Torey McCormick	G	SR
12	Kevin Norris	G	JR
15	Nick Donovan	C	SO
20	Mike Curcio	G	SO
22	Jaime Waggoner	G	JR
30	Vernon Jennings	G/F	FR
31	Johnny Hemsley	G/F	FR
32	Lucas Barnes	G/F	FR
33	Clifton Clark	G/F	SR
40	Tim James	F	SO
51	Mario Bland	F	FR
55	Will Davis	C	SR

2000-01

National Invitation Tournament
Season Record: 16-13 (8-8 BIG EAST)
Perry Clark, Head Coach

11/18	at Florida Atlantic	W	76-59
11/21	Columbia	W	65-41
11/25	Northeastern	W	92-86
11/28	at Charlotte	L	63-95
12/4	at #14/12 North Carolina	L	45-67
12/9	UCF	W	83-72
12/16	vs. Nebraska+	L	64-72
12/18	Eastern Illinois	W	83-73
12/21	Memphis	W	66-57
12/27	Lehigh	W	71-52
12/29	Tennessee-Martin	W	70-54
1/3	at Pittsburgh*	L	51-62
1/7	Boston College*	L	72-73
1/10	at Virginia Tech*	L	74-85
1/13	at #24 Boston College*	L	73-82
1/16	at Providence*	W	78-64
1/20	#15/15 Connecticut*	W	77-74
1/22	at St. John's*	L OT	63-67
1/28	Providence*	L	70-80
2/1	#22/25 Seton Hall*	W	72-66
2/6	Virginia Tech*	W	86-61
2/10	St. John's*	L 2OT	79-85
2/13	at #10/7 Syracuse*	W	68-57
2/17	at Villanova*	W	80-62
2/24	at Connecticut*	L	53-60
2/28	West Virginia*	W	73-66
3/3	Villanova*	W	65-53
3/7	vs. Pittsburgh #	L	69-78
3/14	vs. Auburn \$	L	58-60
Season Totals:			2039-1963

+ Orange Bowl Classic | * BIG EAST Game
 # BIG EAST Tournament | \$ NIT

NO.	PLAYER	POS.	YR.
0	Leroy Hurd	G/F	SO
1	Michael Simmons	G	SO
3	Joe Gordon	G	JR
4	Marcus Barnes	G	FR
5	John Salmons	F	JR
10	Orlando Gonzalez	G	SR
11	Jerry Schlie	F	JR
12	Brandon Okpalobi	G	FR
14	Rodrigue Djahue	F	FR
20	Danny Marakovits	G	FR
21	Darius Rice	F	FR
32	Dwayne Wimbley	C	SR
33	James Jones	F	SO

NIT TEAMS

2004-05

National Invitation Tournament
 Season Record: 16-13 (7-9 ACC)
 Frank Haith, Head Coach

11/20	Wofford	W	67-64
11/23	South Carolina State	L	50-60
11/27	vs. Xavier +	L OT	70-83
11/29	Florida Atlantic	W	84-68
12/4	at #19/18 Florida	W	72-65
12/7	at FIU	W	80-67
12/12	Massachusetts	W	80-53
12/18	Stetson	W	81-50
12/23	Tennessee Tech	W	69-57
12/30	Appalachian State	W	80-63
1/2	Norfolk State	W	76-58
1/6	at #9/10 Georgia Tech*	L	69-80
1/9	#/24 NC State*	W	67-66
1/12	at Virginia*	W	91-80
1/15	Florida State*	W	64-63
1/19	#4/4 Duke*	L	83-92
1/22	at #6/6 North Carolina*	L	67-87
1/26	Clemson*	W	69-65
1/29	at #5/5 Wake Forest*	L	82-94
2/2	Virginia Tech*	L	63-73
2/5	#22/24 Maryland*	W OT	75-73
2/12	at Clemson*	W	83-77
2/15	#5/5 Wake Forest*	L	63-68
2/19	at Virginia Tech*	L	58-71
2/22	at Florida State*	W	65-49
2/26	Georgia Tech*	L	72-76
3/3	at #6/6 Duke*	L	59-83
3/10	vs. Virginia #	L	65-66
3/15	at South Carolina \$	L	67-69
Season Totals:			2071-2020

+ Orange Bowl Classic | * ACC game
 # ACC Tournament | \$ NIT

NO.	PLAYER	POS.	YR.
2	Gary Hamilton	F/C	JR
3	Lee Butler	G	JR
4	Antoine Mayhand	G	FR
10	Brandon Okpalobi	G	SR
11	Eric Wilkins	G	JR
12	Anthony Harris	G	SO
13	Guillermo Diaz	G	SO
21	Jonathan Stratton	G	FR
22	Robert Hite	G	JR
34	William Frisby	F	SR
42	Raymond Hicks	F	FR
44	Keaton Copeland	F	JR
50	Anthony King	F/C	SO
55	Glenn Batemon	C	JR

2005-06

National Invitation Tournament — Quarterfinals
 Season Record: 18-16 (7-9 ACC)
 Frank Haith, Head Coach

11/13	vs. Texas-Arlington !	W	76-65
11/14	vs. Air Force !	L	53-57
11/15	vs. Green Bay !	W	80-54
11/19	Morgan State	W	83-51
11/22	North Carolina A&T	W	87-62
11/27	at Temple	L	56-73
11/29	at Michigan @	L	53-74
12/3	Birmingham Southern	W	82-55
12/10	Wofford	W	71-40
12/18	at #21/19 NC State*	L	69-81
12/22	#5/5 Florida	L	67-77
12/27	Stetson	W	65-56
12/31	vs. #10/10 Louisville+	L	43-58
1/2	Sacred Heart	W	63-57
1/7	#14/12 Maryland*	W	84-70
1/14	at #20/20 North Carolina*	W	81-70
1/18	Clemson*	W	62-38
1/21	#21/21 Boston College*	L	61-65
1/24	at Virginia*	L	51-71
1/29	at Florida State*	W OT	84-78
1/31	Wake Forest*	W	78-69
2/4	at Georgia Tech*	W	70-53
2/8	#16/15 NC State*	L 2OT	77-86
2/12	#23/24 North Carolina*	L	70-80
2/16	at #13/15 Boston Coll.*	L	54-65
2/19	at #2/2 Duke*	L	71-92
2/22	Virginia Tech*	W	70-59
3/1	at Maryland*	L	61-65
3/5	Florida State*	L	64-67
3/9	vs. Clemson #	W	66-63
3/10	vs. #3/3 Duke #	L	76-80
3/15	Oklahoma State \$	W	62-59
3/20	at Creighton \$	W	53-52
3/22	at Michigan \$	L	65-71
Season Totals:			2308-2213

! BCA Classic | + Orange Bowl Classic
 @ ACC/Big Ten Challenge | * ACC Game
 # ACC Tournament | \$ NIT

NO.	PLAYER	POS.	YR.
00	Jimmy Graham	F	FR
2	Gary Hamilton	F/C	SR
3	Lee Butler	G	SR
11	Eric Wilkins	G	SR
12	Anthony Harris	G	JR
13	Guillermo Diaz	G	JR
15	Denis Clemente	G	FR
21	Jonathan Stratton	G	SO
22	Robert Hite	G	SR
30	Adrian Thomas	F	FR
32	Brian Asbury	G	FR
42	Raymond Hicks	F	SO
44	Keaton Copeland	F	SR
50	Anthony King	F/C	JR

HISTORY

NIT TEAMS

2008-09

National Invitation Tournament — Second Round

Season Record: 19-13 (7-9 ACC)

Frank Haith, Head Coach

11/15	[17/16] Florida Southern	W	96-60
11/21	[17/16] vs. Southern Miss ^	W	70-60
11/23	[17/16] vs. #2/2 UConn ^	L	63-76
11/24	[22/21] vs. San Diego ^	W	80-45
11/29	[22/21] Stetson	W	79-65
12/2	[21/22] Ohio State @	L	68-73
12/6	[21/22] at Kentucky	W	73-67
12/12	[25] Fla. International	W	76-50
12/14	[25] Robert Morris	W	70-62
12/21	#25/25 Clemson*	L	72-91
12/27	at St. John's	W	70-56
12/31	North Florida	W	94-41
1/3	NC Central	W	76-42
1/5	Florida Atlantic	W	85-69
1/10	at #24/17 Boston Coll.*	W	77-71
1/14	Maryland*	W	62-60
1/17	at #5/6 North Carolina*	L	65-82
1/21	Florida State*	W	75-69
1/25	Virginia Tech*	L OT	83-88
1/27	at NC State*	L OT	81-84
1/31	at Maryland*	L	68-73
2/4	#7/6 Wake Forest*	W	79-52
2/7	at #4/3 Duke*	L OT	75-78
2/15	#3/3 North Carolina*	L	65-69
2/18	at Florida State*	L	67-80
2/21	Boston College*	W	69-58
2/26	at Virginia*	W	62-55
3/4	at Georgia Tech*	L	68-78
3/7	NC State*	W	72-64
3/12	vs. Virginia Tech #	L	47-65
3/18	at Providence \$	W	78-66
3/20	at Florida \$	L	60-74
Season Totals:			2325-2123

^ Paradise Jam | @ ACC/Big Ten Challenge

* ACC Game | # ACC Tournament | \$ NIT

NO.	PLAYER	POS.	YR.
00	Jimmy Graham	F	SR
1	Lance Hurdle	G	SR
5	Eddie Rios	G	SO
20	Cyrus McGowan	F	JR
21	Dwayne Collins	F	JR
23	James Dews	G	JR
25	Ryan Quigtar	G	FR
30	Adrian Thomas	F	JR-R
31	DeQuan Jones	G/F	FR
32	Brian Asbury	F	SR
33	Jack McClinton	G	SR
45	Julian Gamble	C	FR

2010-11

National Invitation Tournament — Quarterfinals

Season Record: 21-15 (6-10 ACC)

Frank Haith, Head Coach

11/12	Jacksonville	W	89-77
11/15	at #19/19 Memphis	L	68-72
11/19	NC Central	W	88-65
11/21	at Rutgers	L	45-61
11/24	McNeese State	W	79-59
11/27	at FGCU	W	87-75
11/30	Ole Miss	W	86-73
12/4	West Virginia	W	79-76
12/12	Stetson ^	W	68-54
12/18	vs. UCF +	L	78-84
12/21	vs. Oral Roberts ^	W	69-56
12/22	vs. Rice ^	W	73-67
12/23	vs. Akron ^	W	69-61
12/30	Pepperdine	W	94-59
1/2	at #1/1 Duke*	L	63-74
1/8	at Clemson*	L	72-79
1/15	Boston College*	W	72-71
1/19	Florida State*	L	53-55
1/23	at NC State*	L	70-72
1/26	North Carolina*	L	71-74
1/30	at Virginia Tech*	L	68-72
2/3	Georgia Tech*	W	59-57
2/5	Virginia*	W OT	70-68
2/9	at Wake Forest*	W	74-73
2/13	#5/5 Duke*	L	71-81
2/15	at UNC Greensboro	W	78-58
2/20	Clemson*	L	59-63
2/23	at Boston College*	W	73-64
2/26	at Florida State*	L	59-65
3/2	Maryland*	W	80-66
3/6	at Georgia Tech*	L	57-66
3/10	vs. Virginia #	W OT	69-62
3/11	vs. #6/7 North Carolina #	L	59-61
3/16	Florida Atlantic \$	W	85-62
3/21	Missouri State \$	W	81-72
3/23	at Alabama \$	L	64-79
Season Totals:			2579-2433

^ Las Vegas Holiday Hoops Classic (Las Vegas, Nev.)

+ Orange Bowl Classic (Sunrise, Fla.) | * ACC Game # ACC Tournament (Greensboro, N.C.) | \$ NIT

NO.	PLAYER	POS.	YR.
1	Durand Scott	G	SO
3	Malcolm Grant	G	JR
10	Raphael Akpejori	F	FR
11	Ryan Quigtar	G	JR
12	Justin Heller	G	FR
15	Rion Brown	G	FR
25	Garrius Adams	G	SO
30	Adrian Thomas	F	GR
31	DeQuan Jones	G/F	JR
32	Erik Swoope	F	FR
42	Reggie Johnson	C	SO
45	Julian Gamble	F/C	JR

NIT TEAMS

2011-12

National Invitation Tournament — Second Round

Season Record: 20-13 (9-7 ACC)

Jim Larrañaga, Head Coach

11/11	Tennessee Tech	W	69-58
11/15	Rutgers	W	72-57
11/19	UNF	W	75-62
11/22	FGCU	W	60-50
11/25	at Ole Miss	L OT	61-64
11/29	at Purdue @	L	65-76
12/3	UMass	W	83-75
12/6	#21/20 Memphis	L	54-71
12/10	at West Virginia	L	66-77
12/17	vs FAU +	W 2OT	93-90
12/22	at Charlotte	W	76-61
12/30	Appalachian State	W	84-54
1/2	UNC Greensboro	W	99-89
1/7	at #21/23 Virginia*	L	51-52
1/10	at #3/3 North Carolina*	L	56-73
1/18	Clemson*	W	76-73
1/22	NC State*	L	73-78
1/24	at Georgia Tech*	W	64-49
1/29	at Boston College*	W	76-54
2/1	Maryland*	W 2OT	90-86
2/5	at #7/5 Duke*	W OT	78-74
2/9	Virginia Tech*	W	65-49
2/11	at #15/17 Florida State*	L	59-64
2/15	#8/7 North Carolina*	L	64-73
2/18	Wake Forest*	W	74-56
2/21	at Maryland*	L	70-75
2/26	#15/16 Florida State*	W	78-62
2/29	at NC State*	L	73-77
3/3	Boston College*	W	77-56
3/8	at Georgia Tech #	W	54-36
3/9	vs #17/17 Florida State #	L	71-82
3/14	Valparaiso \$	W	66-50
3/19	Minnesota \$	L	60-78
Season Totals:			2332-2181

+ Orange Bowl Classic (Sunrise, Fla.)
 @ ACC/Big Ten Challenge | * ACC Game
 # ACC Tournament (Atlanta, Ga.) | \$ NIT

NO.	PLAYER	POS.	YR.
0	Shane Larkin	G	FR
1	Durand Scott	G	JR
2	Bishop Daniels	G	FR
3	Malcolm Grant	G	SR
4	Trey McKinney Jones	G	JR
5	DeQuan Jones	G/F	SR
10	Raphael Akpejori	F	SO
11	Ryan Quiglar	G	SR
12	Justin Heller	G	SO
15	Rion Brown	G	SO
21	Erik Swoope	F	SO
25	Garrus Adams	G	JR
35	Kenny Kadji	F/C	JR
42	Reggie Johnson	C	JR
45	Julian Gamble	F/C	SR

2014-15

National Invitation Tournament — Finals

Season Record: 25-13 (10-8 ACC)

Jim Larrañaga, Head Coach

11/14	[RV] Howard	W	84-49
11/17	[RV] at #8/7 Florida	W	69-67
11/20	[-/RV] vs. Drexel ^	W	66-46
11/21	[-/RV] vs. Akron ^	W	79-51
11/23	[-/RV] vs. Charlotte ^	W	77-58
11/25	[17/20] at Charlotte ^	W	77-74
11/28	[17/20] South Alabama	W	87-75
12/2	[15] #24/25 Illinois @	W	70-61
12/6	[15] Green Bay	L	55-68
12/8	[20/21] Savannah State	W	70-39
12/19	[18/19] Eastern Kentucky	L	44-72
12/22	[RV/RV] vs. Providence %	L	76-62
12/30	College of Charleston	W	67-40
1/3	#3/3 Virginia *	L 2OT	80-89
1/10	Boston College *	W	60-56
1/13	at #4/4 Duke *	W	90-74
1/17	at #12/12 Notre Dame *	L	70-75
1/22	[RV/RV] NC State *	W	65-60
1/24	[RV/RV] at Syracuse *	W	66-62
1/28	[23] Georgia Tech *	L	50-70
2/1	[23] at Florida State *	L	54-55
2/3	#9/8 Louisville *	L	55-63
2/8	Clemson *	W	56-45
2/11	at Wake Forest *	L	70-72
2/16	at Boston College *	W 2OT	89-86
2/18	Virginia Tech *	W	76-52
2/21	at #12/12 Louisville *	L	53-55
2/25	Florida State *	W	81-77
2/28	#15/18 North Carolina *	L	64-73
3/4	at Pittsburgh *	W	67-63
3/7	at Virginia Tech *	W	82-61
3/11	vs. Virginia Tech #	W	59-49
3/12	vs. #11/9 Notre Dame #	L	63-70
3/17	vs. #7/7 NC Central \$	W	75-71
3/21	vs. Alabama \$	W	73-66
3/24	at Richmond \$	W	63-61
3/31	vs. Temple \$	W	60-57
4/2	vs. Stanford \$	L OT	64-66

^ Charleston Classic | @ ACC-Big Ten Challenge
 % Brooklyn Holiday Hoops Invitational
 * ACC game | # ACC Tournament (Greensboro, N.C.)
 \$ NIT

NO.	PLAYER	POS.	YR.
0	Ja'Quan Newton	G	Fr.
1	Deandre Burnett	G	RFr.
2	Joe Thomas	F	Gr.
5	Davon Reed	G	So.
10	Sheldon McClellan	G	RJr.
11	Mike Fernandez	G	So.
12	James Palmer	G	Fr.
13	Angel Rodriguez	G	RJr.
20	Manu Lecomte	G	So.
21	Kamari Murphy *	F	Jr.
22	Omar Sherman	F	Fr.
23	Tonye Jekiri	C	Jr.
33	Ivan Cruz Uceda	F	Jr.
35	Chris Stowell	F	Fr.

HISTORY

ACC TOURNAMENT HISTORY

2004-05	Miami - No. 6 Seed	MCI Center; Washington, D.C.	
3/10/05	No. 11 Virginia	L	66-65 First Round
2005-06	Miami - No. 8 Seed	Greensboro Coliseum; Greensboro, N.C.	
3/9/06	No. 9 Clemson	W	66-63 First Round
3/10/06	No. 1 #3 Duke	L	80-76 Quarterfinals
2006-07	Miami - No. 12 Seed	St. Pete Times Forum; Tampa, Fla.	
3/8/07	No. 5 #17/21 Maryland	W	67-62 First Round
3/9/07	No. 4 Boston College	L	74-71 (OT) Quarterfinals
2007-08	Miami - No. 5 Seed	Charlotte Bobcats Arena; Charlotte, N.C.	
3/13/08	No. 12 NC State	W	63-50 First Round
3/14/08	No. 4 Virginia Tech	L	63-49 Quarterfinals
2008-09	Miami - No. 9 Seed	Georgia Dome; Atlanta, Ga.	
3/12/09	No. 8 Virginia Tech	L	65-47 First Round
2009-10	Miami - No. 12 Seed	Greensboro Coliseum; Greensboro, N.C.	
3/11/10	No. 5 Wake Forest	W	83-62 First Round
3/12/10	No. 4 Virginia Tech	W	70-65 Quarterfinals
3/13/10	No. 1 #4 Duke	L	77-74 Semifinals
2010-11	Miami - No. 9 Seed	Greensboro Coliseum; Greensboro, N.C.	
3/10/11	No. 8 Virginia	W	69-62 (OT) First Round
3/11/11	No. 1 #6/7 North Carolina	L	61-59 Quarterfinals
2011-12	Miami - No. 6 Seed	Philips Arena; Atlanta, Ga.	
3/8/12	No. 11 Georgia Tech	W	54-36 First Round
3/9/12	No. 3 #17 Florida State	L	82-71 Quarterfinals
2012-13	Miami - No. 1 Seed	Greensboro Coliseum; Greensboro, N.C.	
3/15/13	[9/10] No. 8 Boston College	W	69-58 Quarterfinals
3/16/13	[9/10] No. 5 NC State	W	81-71 Semifinals
3/17/13	[9/10] No. 3 North Carolina	W	87-77 Finals
2013-14	Miami - No. 10 Seed	Greensboro Coliseum; Greensboro, N.C.	
3/12/14	No. 15 Virginia Tech	W	57-53 First Round
3/13/14	No. 7 NC State	L	67-58 Second Round
2014-15	Miami - No. 6 Seed	Greensboro Coliseum; Greensboro, N.C.	
3/11/15	No. 14 Virginia Tech	W	59-49 Second Round
3/12/15	No. 3 #11/9 Notre Dame	L	70-63 Quarterfinals
2015-16	Miami - No. 3 Seed	Verizon Center; Washington, D.C.	
3/10/16	[11] No. 6 Virginia Tech	W	88-82 Quarterfinals
3/11/16	[11] No. 2 #4 Virginia	L	73-68 Semifinals
2016-17	Miami - No. 9 Seed	Barclays Center; Brooklyn, N.Y.	
3/8/17	No. 8 Syracuse	W	62-57 Second Round
3/9/17	No. 1 #6 North Carolina	L	78-53 Quarterfinals
2017-18	Miami - No. 3 Seed	Barclays Center; Brooklyn, N.Y.	
3/8/18	[24/25] No. 6 #12/11 N. Carolina	L	82-65 Quarterfinals
2018-19	Miami - No. 12 Seed	Spectrum Center; Charlotte, N.C.	
3/12/19	No. 13 Wake Forest	W	79-71 First Round
3/13/19	No. 5 #16/15 Virginia Tech	L	71-56 Second Round
2019-20	Miami - No. 9 Seed	Greensboro Coliseum; Greensboro, N.C.	
3/11/20	No. 8 Clemson	L	69-64 Second Round

[] - Miami's national ranking

- Opponent's national ranking

	W	L
All-Time	15	15
Finals	1	0
Semifinals	1	2
Quarterfinals	3	8
Second Round	2	3
First Round	8	2

By Opponent	W	L
Boston College	1	1
Clemson	1	1
Duke	0	2
Florida State	0	1
Georgia Tech	1	0
Maryland	1	0
North Carolina	1	3
NC State	2	1
Notre Dame	0	1
Syracuse	1	0
Virginia	1	2
Virginia Tech	4	3
Wake Forest	2	0

By Miami's Seed	W	L
No. 1	3	0
No. 3	1	2
No. 5	1	1
No. 6	2	3
No. 8	1	1
No. 9	2	4
No. 10	1	1
No. 12	4	3

By Opponent's Seed	W	L
No. 1	0	4
No. 2	0	1
No. 3	1	2
No. 4	1	2
No. 5	3	1
No. 6	1	1
No. 7	0	1
No. 8	3	2
No. 9	1	0
No. 10	0	0
No. 11	1	1
No. 12	1	0
No. 13	1	0
No. 14	1	0
No. 15	1	0



BIG EAST TOURNAMENT HISTORY

1991-92	Miami - No. 10 Seed	Madison Square Garden; New York, N.Y.		
3/12/92	No. 7 Pittsburgh	W	83-71	First Round
3/13/92	No. 2 #21 Georgetown	L	77-64	Quarterfinals
1992-93	Miami - No. 9 Seed	Madison Square Garden; New York, N.Y.		
3/11/93	No. 8 Georgetown	L	67-40	First Round
1993-94	Miami - No. 10 Seed	Madison Square Garden; New York, N.Y.		
3/10/94	No. 7 Seton Hall	L	69-51	First Round
1994-95	Miami - No. 5 Seed	Madison Square Garden; New York, N.Y.		
3/10/95	No. 4 #24 Georgetown	L	69-58	Quarterfinals
1995-96	Miami - No. 7 Seed	Madison Square Garden; New York, N.Y.		
3/6/96	No. 10 Rutgers	W	77-67	First Round
3/7/96	No. 2 #6 Georgetown	L	92-62	Quarterfinals
1996-97	Miami - No. 7 Seed	Madison Square Garden; New York, N.Y.		
3/5/97	No. 10 St. John's [^]	W	76-68 (OT)	First Round
3/6/97	No. 2 Georgetown	L	63-59	Quarterfinals
1997-98	Miami - No. 4 Seed	Madison Square Garden; New York, N.Y.		
3/4/98	No. 13 Georgetown	L	62-56	First Round
1998-99	Miami - No. 2 Seed	Madison Square Garden; New York, N.Y.		
3/4/99	[9/10] No. 10 Georgetown	W	65-54	Quarterfinals
3/5/99	[9/10] No. 3 #10/9 St. John's [^]	L	62-59	Semifinals
1999-2000	Miami - No. 2 Seed	Madison Square Garden; New York, N.Y.		
3/9/00	[23] No. 7 Notre Dame	W	61-58	Quarterfinals
3/10/00	[23] No. 3 #19/20 St. John's [^]	L	58-57	Semifinals
2000-01	Miami - No. E4 Seed	Madison Square Garden; New York, N.Y.		
3/7/01	No. W5 Pittsburgh	L	78-69	First Round
2001-02	Miami - No. E2 Seed	Madison Square Garden; New York, N.Y.		
3/7/02	[21] No. W3 Georgetown	W	84-76 (OT)	Quarterfinals
3/8/02	[21] No. W1 #7 Pittsburgh	L	76-71	Semifinals
2002-03	Miami - No. E6 Seed	Madison Square Garden; New York, N.Y.		
3/12/03	No. W3 Seton Hall	L	67-52	First Round
2003-04	Miami - n/a	Madison Square Garden; New York, N.Y.		
<i>Did not qualify for BIG EAST Tournament</i>				

[^] - Road game

[] - Miami's national ranking

- Opponent's national ranking

NOTE: BIG EAST seeded teams by divisional finish from 2001 to 2003

	W	L
All-Time	6	12
Finals	0	0
Semifinals	0	3
Quarterfinals	3	4
First Round	3	5

By Opponent	W	L
Georgetown	2	6
Notre Dame	1	0
Pittsburgh	1	2
Rutgers	1	0
St. John's	1	2
Seton Hall	0	2

By Miami's Seed	W	L
No. 2	2	2
No. E2	1	1
No. 4	0	1
No. 5	0	1
No. 7	2	2
No. E4	0	1
No. 9	0	1
No. 10	1	2
No. E6	0	1

By Opponent's Seed	W	L
No. 2	0	3
No. W1	0	1
No. 3	0	2
No. 4	0	1
No. W3	1	1
No. 7	2	1
No. 8	0	1
No. W5	0	1
No. 10	3	0
No. 13	0	1

HISTORY

ALL-AMERICANS

Dick Hickox, 1960

AP Second Team, UPI Second Team

YEAR	GP	FG-FGA	FG%	FT-FTA	FT%	REB	RPG	PTS	PPG
1958-59	25	161-378	.426	131-162	.809	98	3.9	453	18.1
1959-60	27	219-460	.476	158-198	.798	100	3.7	596	22.1
1960-61	27	180-437	.412	120-152	.788	138	5.1	480	17.8
TOTALS	79	560-1275	.439	409-512	.799	336	4.3	1529	19.4

Rick Barry, 1965

Consensus First Team

YEAR	GP	FG-A	FG%	FT-FTA	FT%	REB	RPG	PTS	PPG
1962-63	24	162-341	.475	131-158	.829	351	14.6	455	19.0
1963-64	27	314-572	.549	242-287	.843	448	16.6	870	32.1
1964-65	26	340-651	.522	292-341	.859	475	18.3	973	37.4*
TOTALS	77	816-1564	.522	665-786	.846	1274	16.5	2298	29.8

* No. 12 in NCAA history

Don Curnutt, 1970

AP Second Team, UPI Second Team

YEAR	GP	FG-A	FG%	FT-FTA	FT%	REB	RPG	PTS	PPG
1967-68	28	268-559	.480	99-120	.825	64	2.3	635	22.7
1968-69	24	262-613	.428	138-170	.812	72	3.0	662	27.6
1969-70	25	283-644	.439	143-166	.861	54	2.2	709	28.4
TOTALS	77	813-1816	.448	380-456	.833	190	2.5	2006	26.1

Tim James, 1999

AP Third Team, NABC Third Team

YEAR	GP	FG-A	FG%	3FG-A	3FG%	FT-FTA	FT%	REB	RPG	PTS	PPG
1995-96	28	117-221	.529	2-6	.333	46-85	.541	151	5.4	282	10.1
1996-97	29	165-380	.434	2-8	.250	73-120	.608	196	6.8	405	14.0
1997-98	28	184-379	.485	4-17	.235	97-144	.674	263	9.4	469	16.8
1998-99	30	215-451	.477	12-41	.293	115-165	.697	246	8.2	557	18.6
TOTALS	115	681-1431	.476	20-72	.278	331-514	.644	856	7.4	1713	14.9

Shane Larkin, 2013

AP Second Team, NABC Second Team, John Wooden All-American,

The Sporting News Third Team, Lute Olson All-American, Lefty Driesell Defensive All-American


YEAR	GP	FG-A	FG%	3FG-A	3FG%	FT-FTA	FT%	REB	RPG	PTS	PPG
2011-12	32	73-203	.360	32-99	.323	60-70	.857	80	2.5	52	7.4
2012-13	36	183-382	.479	69-170	.406	87-112	.777	138	3.8	522	14.5
TOTALS	68	256-585	.438	101-269	.375	147-182	.808	218	3.2	760	11.2



NBA & ABA DRAFTS



Rick Barry



Shane Larkin



Lonnie Walker IV

NBA Draft Selections

Player	Team	Year	Round	Overall pick
Dick Miani	New York Knicks	1956	Knicks' 10th selection	
Mike McCoy	Detroit Pistons	1963	3rd Round	21st
Rick Barry	San Francisco Warriors	1965	1st Round	2nd
Mike Wittman	St. Louis Hawks	1967	5th Round	49th
Rusty Parker	Atlanta Hawks	1968	5th Round	61st
Bill Soens	Philadelphia 76ers	1968	11th Round	145th
Don Curnutt	New York Knicks	1970	10th Round	170th
Wayne Canada	Portland Trail Blazers	1970	15th Round	218th
Willie Allen	Baltimore Bullets	1971	4th Round	60th
Tito Horford	Milwaukee Bucks	1988	2nd Round	39th
Joe Wylie	Los Angeles Clippers	1991	2nd Round	38th
Constantin Popa	Los Angeles Clippers	1995	2nd Round	53rd
Tim James	Miami Heat	1999	1st Round	25th
John Salmons	San Antonio Spurs	2002	1st Round	26th
James Jones	Indiana Pacers	2003	2nd Round	49th
Guillermo Diaz	Los Angeles Clippers	2006	2nd Round	52nd
Jack McClinton	San Antonio Spurs	2009	2nd Round	51st
Dwayne Collins	Phoenix Suns	2010	2nd Round	60th
Shane Larkin	Atlanta Hawks	2013	1st Round	18th
Davon Reed	Phoenix Suns	2017	2nd Round	32nd
Lonnie Walker IV	San Antonio Spurs	2018	1st Round	18th
Bruce Brown Jr.	Detroit Pistons	2018	2nd Round	42nd
Dewan Hernandez	Toronto Raptors	2019	2nd Round	59th

ABA Draft Selections

Player	Team	Year	Round
Mike Wittman	Anaheim Amigos	1967	12th Round
Bill Soens	New York Nets	1968	10th Round
Rusty Parker	Oakland Oaks	1968	8th Round
Don Curnutt	Indiana Pacers	1970	7th Round
Willie Allen	Miami Floridians	1971	12th Round

HISTORY

CANES IN THE NBA

RICK BARRY—PPG: 23.17

Season	Team	GP	GS	MIN	FGM	FGA	FG%	3PM	3PA	3P%	FTM	FTA	FT%	OFF	DEF	TRB	AST	STL	BLK	PF	PTS
1965-66	GOS	80	-	2990	745	1698	.439	-	-	-	569	660	.862	-	-	850	173	-	-	297	2059
1966-67	GOS	78	-	3175	1011	2240	.451	-	-	-	753	852	.884	-	-	714	282	-	-	258	2775
1972-73	GOS	82	-	3075	737	1630	.452	-	-	-	358	397	.902	-	-	728	399	-	-	245	1832
1973-74	GOS	80	-	2918	796	1746	.456	-	-	-	417	464	.899	103	437	540	484	169	40	265	2009
1974-75	GOS	80	-	3235	1028	2217	.464	-	-	-	394	436	.904	92	364	456	492	228	33	225	2450
1975-76	GOS	81	-	3122	707	1624	.435	-	-	-	287	311	.923	74	422	496	496	202	27	215	1701
1976-77	GOS	79	-	2904	682	1551	.440	-	-	-	359	392	.916	73	349	422	475	172	58	194	1723
1977-78	GOS	82	-	3024	760	1686	.451	-	-	-	378	409	.924	75	374	449	446	158	45	188	1898
1978-79	HOU	80	-	2566	461	1000	.461	-	-	-	160	169	.947	40	237	277	502	95	38	195	1082
1979-80	HOU	72	-	1816	325	771	.422	73	221	.330	143	153	.935	53	183	236	268	80	28	182	866
Career		794	-	28825	7252	16163	.449	73	221	.330	3818	4243	.900	510	2366	5168	4017	1104	269	2264	18395

BRUCE BROWN JR.—PPG: 6.33

Season	Team	GP	GS	MIN	FGM	FGA	FG%	3PM	3PA	3P%	FTM	FTA	FT%	OFF	DEF	TRB	AST	STL	BLK	PF	PTS
2018-19	DET	74	56	1449	125	314	.398	24	93	.258	45	60	.750	48	137	185	91	40	36	178	319
2019-20	DET	58	43	1634	198	447	.443	33	96	.344	88	119	.739	61	213	274	230	63	29	162	517
Career		132	99	3083	323	761	.424	57	189	.302	133	179	.743	109	350	459	321	103	65	340	836

GUILLERMO DIAZ—PPG: 0.83

Season	Team	GP	GS	MIN	FGM	FGA	FG%	3PM	3PA	3P%	FTM	FTA	FT%	OFF	DEF	TRB	AST	STL	BLK	PF	PTS
2007-08	LAC	6	0	18	1	4	.250	0	1	.000	3	5	.600	2	0	2	1	0	0	0	5
Career		6	0	18	1	4	.250	0	1	.000	3	5	.600	2	0	2	1	0	0	0	5

DEWAN HERNANDEZ—PPG: 2.33

Season	Team	GP	GS	MIN	FGM	FGA	FG%	3PM	3PA	3P%	FTM	FTA	FT%	OFF	DEF	TRB	AST	STL	BLK	PF	PTS
2019-20	TOR	6	0	28	5	14	.357	1	2	.500	4	12	.333	5	9	14	3	1	0	6	14
Career		6	0	28	5	14	.357	1	2	.500	4	12	.333	5	9	14	3	1	0	6	14

ROBERT HITE—PPG: 4.25

Season	Team	GP	GS	MIN	FGM	FGA	FG%	3PM	3PA	3P%	FTM	FTA	FT%	OFF	DEF	TRB	AST	STL	BLK	PF	PTS
2006-07	MIA	12	0	136	19	60	.317	5	23	.217	8	12	.667	4	12	16	8	3	2	8	51
Career		12	0	136	19	60	.317	5	23	.217	8	12	.667	4	12	16	8	3	2	8	51

TITO HORFORD—PPG: 1.48

Season	Team	GP	GS	MIN	FGM	FGA	FG%	3PM	3PA	3P%	FTM	FTA	FT%	OFF	DEF	TRB	AST	STL	BLK	PF	PTS
1988-89	MIL	25	0	112	15	46	.326	0	0	.000	12	19	.632	9	13	22	3	1	7	14	52
1989-90	MIL	35	0	236	18	62	.290	0	0	.000	15	24	.625	19	40	59	2	5	16	33	41
1993-94	WAS	3	0	28	0	2	.000	0	0	.000	0	0	.000	1	2	3	0	1	3	3	0
Career		63	0	376	33	110	.300	0	0	.000	27	43	.628	29	55	84	5	7	26	50	93

TIM JAMES—PPG: 1.58

Season	Team	GP	GS	MIN	FGM	FGA	FG%	3PM	3PA	3P%	FTM	FTA	FT%	OFF	DEF	TRB	AST	STL	BLK	PF	PTS
1999-00	MIA	4	0	23	5	14	.357	0	0	.000	1	3	.333	3	1	4	2	0	3	1	11
2000-01	CHA	30	0	197	16	52	.308	1	3	.333	12	14	.857	15	20	35	8	2	5	27	45
2001-02	PHL	9	0	41	5	13	.385	0	0	.000	2	6	.333	5	2	7	1	0	1	5	12
Career		43	0	261	26	79	.329	1	3	.333	15	23	.652	23	23	46	11	2	9	33	68

DeQUAN JONES—PPG: 3.70

Season	Team	GP	GS	MIN	FGM	FGA	FG%	3PM	3PA	3P%	FTM	FTA	FT%	OFF	DEF	TRB	AST	STL	BLK	PF	PTS
2012-13	ORL	63	17	803	95	218	.436	9	35	.257	34	51	.667	17	88	105	16	19	22	55	233
Career		63	17	803	95	218	.436	9	35	.257	34	51	.667	17	88	105	16	19	22	55	233

JAMES JONES—PPG: 5.24

Season	Team	GP	GS	MIN	FGM	FGA	FG%	3PM	3PA	3P%	FTM	FTA	FT%	OFF	DEF	TRB	AST	STL	BLK	PF	PTS
2003-04	IND	6	0	26	2	9	.222	1	4	.250	2	2	1.000	0	2	2	0	1	0	1	7
2004-05	IND	75	24	1330	126	318	.396	66	166	.398	53	62	.855	39	135	174	57	31	28	123	371
2005-06	PHX	75	24	1772	243	581	.418	110	285	.386	103	121	.851	44	209	253	57	38	49	142	699
2006-07	PHX	76	7	1376	162	440	.368	90	238	.378	71	81	.877	33	143	176	45	28	42	115	485
2007-08	POR	58	3	1276	143	327	.437	91	205	.444	86	98	.878	43	118	161	34	24	15	96	463
2008-09	MIA	40	1	630	55	149	.369	33	96	.344	26	31	.839	12	50	62	20	12	14	58	169
2009-10	MIA	36	6	503	43	119	.361	37	90	.411	23	28	.821	4	41	45	17	11	4	45	146
2010-11	MIA	81	8	1549	146	346	.422	123	287	.429	60	72	.833	23	137	160	43	29	19	129	475
2011-12	MIA	51	10	666	57	150	.380	46	114	.404	25	30	.833	6	43	49	19	17	9	45	185
2012-13	MIA	38	0	221	21	61	.344	16	53	.302	2	4	.500	0	22	22	13	2	6	16	60
2013-14	MIA	20	6	236	31	68	.456	28	54	.519	7	11	.636	2	21	23	9	3	4	6	97



CANES IN THE NBA

2014-15	CLE	57	2	669	74	201	.368	63	175	.360	39	46	.848	9	53	62	24	13	8	67	250
2015-16	CLE	48	0	463	58	142	.408	41	104	.394	21	26	.808	8	42	50	14	11	10	50	178
2016-17	CLE	48	2	381	44	92	.478	31	66	.470	13	20	.650	3	34	37	14	6	10	37	132
Career		709	93	11098	1205	3003	.401	776	1937	.401	531	632	.840	226	1050	1276	366	226	218	930	3717

SHANE LARKIN—PPG: 5.46

Season	Team	GP	GS	MIN	FGM	FGA	FG%	3PM	3PA	3P%	FTM	FTA	FT%	OFF	DEF	TRB	AST	STL	BLK	PF	PTS
2013-14	DAL	48	0	489	52	137	.380	12	38	.316	16	25	.640	11	31	42	71	26	1	46	132
2014-15	NYK	76	22	1865	187	432	.433	35	116	.302	61	78	.782	29	147	176	226	93	9	150	470
2015-16	BRK	78	17	1751	222	502	.442	39	108	.361	83	107	.776	28	152	180	342	95	12	121	566
2017-18	BOS	54	2	775	84	219	.384	31	86	.360	32	37	.865	15	77	92	98	29	2	58	231
Career		256	41	4880	545	1290	.422	117	348	.336	192	247	.777	83	407	490	737	243	24	375	1399

SHELDON MAC—PPG: 3.00

Season	Team	GP	GS	MIN	FGM	FGA	FG%	3PM	3PA	3P%	FTM	FTA	FT%	OFF	DEF	TRB	AST	STL	BLK	PF	PTS
2016-17	WAS	30	3	287	30	75	.400	7	30	.233	23	27	.852	4	30	34	15	8	2	17	90
Career		30	3	287	30	75	.400	7	30	.233	23	27	.852	4	30	34	15	8	2	17	90

TREY MCKINNEY JONES—PPG: 0.00

Season	Team	GP	GS	MIN	FGM	FGA	FG%	3PM	3PA	3P%	FTM	FTA	FT%	OFF	DEF	TRB	AST	STL	BLK	PF	PTS
2017-18	IND	1	0	1	0	0	.000	0	0	.000	0	0	.000	0	0	0	0	0	0	0	0
Career		1	0	1	0	0	.000	0	0	.000	0	0	.000	0	0	0	0	0	0	0	0

DAVON REED—PPG: 2.42

Season	Team	GP	GS	MIN	FGM	FGA	FG%	3PM	3PA	3P%	FTM	FTA	FT%	OFF	DEF	TRB	AST	STL	BLK	PF	PTS
2017-18	PHX	21	1	242	22	76	.289	11	38	.289	8	12	.667	2	37	39	13	10	2	17	63
2018-19	IND	10	0	47	5	12	.417	2	4	.500	0	0	.000	2	4	6	3	1	0	3	12
Career		31	1	289	27	88	.307	13	42	.310	8	12	.667	4	41	45	16	11	2	20	75

JOHN SALMONS—PPG: 9.26

Season	Team	GP	GS	MIN	FGM	FGA	FG%	3PM	3PA	3P%	FTM	FTA	FT%	OFF	DEF	TRB	AST	STL	BLK	PF	PTS
2002-03	PHL	64	1	504	48	116	.414	10	31	.323	26	35	.743	16	43	59	47	17	6	53	132
2003-04	PHL	77	24	1603	161	416	.387	50	147	.340	71	92	.772	38	158	196	134	62	16	122	443
2004-05	PHL	58	8	993	85	210	.405	31	91	.341	35	48	.729	12	109	121	114	40	13	92	236
2005-06	PHL	82	24	2059	119	521	.420	26	87	.299	155	200	.775	48	172	220	223	73	13	178	619
2006-07	SAC	79	19	2135	236	516	.457	40	112	.357	159	204	.779	47	217	264	254	73	27	177	671
2007-08	SAC	81	41	2517	381	799	.477	39	120	.325	214	260	.823	76	273	349	208	93	31	171	1015
2008-09	All	79	74	2959	516	1093	.472	126	302	.417	288	347	.830	59	274	333	249	83	24	182	1446
2008-09	SAC	53	53	1980	351	744	.472	77	184	.418	191	232	.823	43	178	221	196	58	9	122	970
2008-09	CHI	26	21	979	165	349	.473	49	118	.415	97	115	.843	16	96	112	53	25	15	60	476
2009-10	All	81	56	2824	437	991	.441	118	309	.382	253	305	.830	35	235	270	223	99	26	166	1245
2009-10	CHI	51	28	1695	230	548	.420	73	192	.380	116	147	.789	18	156	174	125	65	22	101	649
2009-10	MIL	30	28	1129	207	443	.467	45	117	.385	137	158	.867	17	79	96	98	34	4	65	596
2010-11	MIL	73	70	2554	373	898	.415	83	219	.379	195	240	.812	27	239	266	252	72	28	157	1024
2011-12	SAC	46	32	1250	141	345	.409	33	112	.295	29	45	.644	20	114	134	93	38	7	77	344
2012-13	SAC	76	72	2278	244	612	.399	99	267	.371	85	110	.773	33	174	207	226	51	25	143	672
2013-14	All	78	8	1726	150	413	.363	63	163	.387	40	52	.769	20	143	163	147	47	19	124	403
2013-14	TOR	60	0	1281	109	296	.368	47	121	.388	33	45	.733	12	105	117	103	35	11	92	298
2013-14	SAC	18	8	445	41	117	.350	16	42	.381	7	7	1.000	8	38	46	44	12	8	32	105
2014-15	NOP	21	0	270	16	48	.333	8	26	.308	2	4	.500	4	17	21	13	9	4	25	42
Career		895	429	23672	3007	6978	.431	726	1986	.366	1552	1942	.799	435	2168	2603	2183	757	239	1667	8292

LONNIE WALKER IV—PPG: 5.56

Season	Team	GP	GS	MIN	FGM	FGA	FG%	3PM	3PA	3P%	FTM	FTA	FT%	OFF	DEF	TRB	AST	STL	BLK	PF	PTS
2018-19	SA	17	0	118	16	46	.348	5	13	.385	8	10	.800	0	17	17	9	7	3	7	45
2019-20	SA	61	12	988	152	357	.426	41	101	.406	44	61	.721	23	116	139	68	32	14	78	389
Career		78	12	1106	168	403	.417	46	114	.404	52	71	.732	23	133	156	77	39	17	85	434

HISTORY

UM, REGIONAL AND NATIONAL HONORS

RETIRED JERSEYS

2010	Rick Barry	#24	1962-65
2010	Tim James	#40	1995-99

HONORED JERSEYS

2010	Don Curnutt	#11	1967-70
2010	Dick Hickox	#13	1958-61
2010	Jack McClinton	#33	2006-09

Verizon Academic All-America

Kevin Presto	1989
James Jones	2003, Second Team

Verizon All-Academic District III

James Jones	2002
James Jones	2003

CoSIDA Academic All-District Team

Davon Reed	2017
------------	------

NABC Honors Court

Raphael Akpejori	2013
Davon Reed	2016
Chris Stowell	2018
Nysier Brooks	2020
Willie Herenton	2020

Skip Prosser Award

(ACC's top men's basketball scholar-athlete)

Jack McClinton	2009
Davon Reed	2017

ACC Postgraduate Scholarship Honoree

Davon Reed	2017
------------	------

National Coach of the Year

1995	Leonard Hamilton	UPI
2013	Jim Larrañaga	AP, Naismith, Iba, ESPN (First Team)

National Player of the Year

2013	Shane Larkin	Lute Olson
------	--------------	------------

All-Americans

1960	Dick Hickox	UPI, 2nd AP
1965	Rick Barry	Consensus 1st
1970	Don Curnutt	2nd AP, UPI
1999	Tim James	3rd AP, NABC
2013	Shane Larkin	2nd AP, NABC 3rd Sporting News

Defensive: ESPN, Wooden, Olson, Driesell

National Coach of the Week

Jim Larrañaga	Jan. 28, 2013
---------------	---------------

National Player of the Week

2008	Dwayne Collins	ESPN.com, 2/25/08
2008	Dwayne Collins	Rivals.com, 2/25/08
2013	Shane Larkin	Oscar Robertson, 2/4/13

National Association of Basketball Coaches Coach of the Year

2005	Frank Haith	District 6
2013	Jim Larrañaga	District II

National Association of Basketball Coaches All-District 6

2002	Darius Rice	First Team
2002	John Salmons	Second Team
2003	Darius Rice	First Team
2004	Darius Rice	First Team
2005	Guillermo Diaz	First Team
2006	Guillermo Diaz	First Team
2006	Robert Hite	First Team
2009	Jack McClinton	First Team

USBWA District Coach of the Year

2013	Jim Larrañaga	District IV
2016	Jim Larrañaga	District IV

USBWA All-District IV

2006	Guillermo Diaz	First Team
2013	Shane Larkin	First Team

Basketball Times Coach of the Year

2013	Jim Larrañaga	South District
------	---------------	----------------

Basketball Times All-District

2013	Shane Larkin	South Team
------	--------------	------------

Slam Dunk & 3-Point Championships

2009	Jack McClinton	3-point champion
2011	DeQuan Jones	Slam Dunk participant

Reese's Senior All-Star Game

2013	Durand Scott
------	--------------

World's 100 Most Influential People by *Time Magazine*

2010	Willie Allen
------	--------------

UM Most Outstanding Athlete

2012-13	Shane Larkin
---------	--------------

UM's Iron Arrow Society

2012	Malcolm Grant
2016	Head coach Jim Larrañaga
2018	Chris Stowell



ACC HONORS

ACC Coach of the Year

Jim Larrañaga	2012-13	Coaches/ACSMA
Jim Larrañaga	2015-16	Coaches/ACSMA

ACC Player of the Year

Shane Larkin	2012-13	Coaches
--------------	---------	---------

ACC Defensive Player of the Year

Durand Scott	2012-13	Coaches/ACSMA
--------------	---------	---------------

First Team All-ACC

Jack McClinton	2007-08	
Jack McClinton	2008-09	
Shane Larkin	2012-13	Coaches/ACSMA

Second Team All-ACC

Guillermo Diaz	2004-05	
Guillermo Diaz	2005-06	
Kenny Kadji	2012-13	Coaches/ACSMA
Sheldon McClellan	2015-16	Coaches/ACSMA

Third Team All-ACC

Robert Hite	2005-06	
Jack McClinton	2006-07	
Malcolm Grant	2010-11	
Kenny Kadji	2011-12	
Durand Scott	2012-13	Coaches
Rion Brown	2013-14	Coaches/ACSMA
Angel Rodriguez	2015-16	ACSMA
Tonye Jekiri	2015-16	Coaches
Davon Reed	2016-17	

Honorable Mention All-ACC

Robert Hite	2004-05	
Reggie Johnson	2010-11	
Durand Scott	2011-12	
Durand Scott	2012-13	ACSMA
Tonye Jekiri	2014-15	ACSMA
Sheldon McClellan	2014-15	ACSMA
Angel Rodriguez	2014-15	ACSMA
Tonye Jekiri	2015-16	ACSMA
Lonnie Walker IV	2017-18	
Chris Lykes	2019-20	

ACC All-Rookie Team

Durand Scott	2009-10
Shane Larkin	2011-12
Lonnie Walker IV	2017-18

ACC All-Defensive Team

Anthony King	2004-05	
Shane Larkin	2012-13	Coaches/ACSMA
Durand Scott	2012-13	Coaches/ACSMA
Julian Gamble	2012-13	Coaches
Tonye Jekiri	2014-15	Coaches/ACSMA
Tonye Jekiri	2015-16	Coaches/ACSMA
Davon Reed	2016-17	

ACC All-Academic Team

Brian Asbury	2005-06
Jimmy Graham	2005-06
Adrian Thomas	2005-06
Jimmy Graham	2006-07
Jack McClinton	2006-07
Jack McClinton	2007-08

Jack McClinton	2008-09
Antoine Allen	2009-10
Erik Swoope	2010-11
Adrian Thomas	2010-11
Raphael Akpejori	2012-13
Donnavan Kirk	2013-14
Davon Reed	2014-15
Davon Reed	2015-16
Davon Reed	2016-17
Bruce Brown	2016-17
Chris Lykes	2017-18
DJ Vasiljevic	2017-18
Lonnie Walker IV	2017-18
Chris Lykes	2018-19

ACC Player of the Week

Robert Hite	Dec. 13, 2004
Guillermo Diaz	Jan. 10, 2005
Jack McClinton	Dec. 4, 2006
Jack McClinton	Dec. 17, 2007
Jack McClinton	Feb. 9, 2009
Reggie Johnson	Feb. 6, 2012
Durand Scott	Dec. 17, 2012
Durand Scott	Jan. 28, 2013
Shane Larkin	Feb. 4, 2013
Angel Rodriguez	Nov. 24, 2014
Sheldon McClellan	Dec. 1, 2014
Tonye Jekiri	Nov. 23, 2015
Kameron McGusty	Dec. 23, 2019

ACC Rookie of the Week

Dwayne Collins	Jan. 22, 2007
Durand Scott	Nov. 16, 2009
Durand Scott	Dec. 28, 2009
Durand Scott	Jan. 11, 2010
Durand Scott	Mar. 8, 2010
Shane Larkin	Dec. 5, 2012
Bruce Brown Jr.	Dec. 12, 2016
Bruce Brown Jr.	Feb. 28, 2017
Lonnie Walker IV	Dec. 11, 2017
Chris Lykes	Jan. 8, 2018
Lonnie Walker IV	Jan. 29, 2018
Lonnie Walker IV	Feb. 5, 2018
Isaiah Wong	Feb. 17, 2020
Isaiah Wong	Feb. 24, 2020

Preseason All-ACC Team*

Jack McClinton	2008-09	First
Malcolm Grant	2011-12	First
Bruce Brown Jr.	2017-18	Second
Chris Lykes	2019-20	Second

* The ACC added a second-team list in 2015-16

ACC Tournament MVP

Shane Larkin	2012-13
--------------	---------

ACC All-Tournament Team

Durand Scott	2009-10	
Shane Larkin	2012-13	First
Durand Scott	2012-13	First
Trey McKinney Jones	2012-13	Second
Julian Gamble	2012-13	Second
Sheldon McClellan	2015-16	Second

HISTORY

BIG EAST HONORS

BIG EAST Coach of the Year

Leonard Hamilton	1994-95
Leonard Hamilton	1998-99

BIG EAST Player of the Year

Tim James	1998-99
-----------------	---------

BIG EAST Most Improved Player

Johnny Hemsley	1998-99
----------------------	---------

BIG EAST Sportsmanship Award

John Salmons	2001-02
--------------------	---------

First Team All-BIG EAST

Tim James	1997-98
Tim James	1998-99
Johnny Hemsley	1998-99

Second Team All-BIG EAST

Tim James	1996-97
Johnny Hemsley	1999-00
Darius Rice	2001-02
John Salmons	2001-02
Darius Rice	2003-04

Third Team All-BIG EAST

Constantin Popa	1992-93
Constantin Popa	1994-95
Mario Bland	1999-00
John Salmons	2000-01
James Jones	2001-02
Darius Rice	2002-03

Honorable Mention All-BIG EAST

James Jones	2002-03
-------------------	---------

BIG EAST All-Rookie Team

Steven Edwards	1992-93
Kevin Norris	1994-95
Tim James	1995-96
Darius Rice	2000-01
Guillermo Diaz	2003-04

BIG EAST All-Tournament Team

Jerome Scott	1992
Tim James	1999
Marcus Barnes	2002

BIG EAST Academic All-Star

Nick Donovan	1995-96
Brad Timpf	1995-96
Nick Donovan	1996-97
Nick Donovan	1997-98
Jerry Schlie	1998-99
Tarik El-Bassiouni	1999-00
James Jones	1999-00
Jerry Schlie	1999-00
Paulo Coelho	2000-01
James Jones	2000-01
Jerry Schlie	2000-01
James Jones	2001-02
Jerry Schlie	2001-02
James Jones	2002-03
Danny Marakovits	2002-03

BIG EAST Player of the Week

Jamal Johnson	Dec. 20, 1993
Tim James	Dec. 16, 1996
Kevin Norris	Jan. 20, 1997
Tim James	Nov. 24, 1997
Johnny Hemsley	Jan. 5, 1998
Johnny Hemsley	Dec. 21, 1998
Tim James	Dec. 28, 1998
Johnny Hemsley	Jan. 4, 1999
Tim James	Feb. 8, 1999
Tim James	Feb. 15, 1999
Johnny Hemsley	Feb. 22, 1999
Mario Bland	Mar. 5, 2000
John Salmons	Mar. 4, 2001
John Salmons	Dec. 23, 2001
John Salmons	Dec. 31, 2001
Darius Rice	Jan. 28, 2002
Darius Rice	Jan. 27, 2003
Robert Hite	Dec. 29, 2003

BIG EAST Rookie of the Week

Steven Edwards	Jan. 24, 1993
Steven Edwards	Feb. 14, 1993
Steven Edwards	Feb. 28, 1993
Kevin Norris	Jan. 16, 1995
Tim James	Jan. 2, 1996
Tim James	Jan. 9, 1996
Tim James	Feb. 26, 1996
Tim James	Mar. 3, 1996
Marcus Barnes	Jan. 22, 2001
Darius Rice	Feb. 19, 2001
Guillermo Diaz	Dec. 8, 2003



ALL-TIME VS. AP RANKED OPPONENTS

Highest Ranked Opponent Defeated at Home

#1/1 Duke, 90-63, Jan. 23, 2013
Third-largest victory over a No. 1 team in poll history and widest such margin since 1968

Highest Ranked Opponent Defeated on Road

#2/2 Connecticut, 73-71, Feb. 20, 1999

vs. AP Ranked Teams All-Time

Overall	56-167
Home	35-62
at Watsco Center	17-33
Away	17-78
Neutral	4-27
Overtime	4-10
Single Overtime	4-6
Double Overtime	0-4

vs. AP Ranked Teams Since Rebirth (1985-86)

Overall	55-156
Home	34-56
Away	17-73
Neutral	4-27
Overtime	4-10
Single Overtime	4-6
Double Overtime	0-4

vs. AP Ranked Teams Since Joining ACC (2004-05)

Overall	30-83
Home	17-31
Away	10-34
Neutral	3-16
Overtime	3-6
Single Overtime	3-4
Double Overtime	0-2
Conference Games	22-57
All Overtime	3-6
Single Overtime	3-4
Double Overtime	0-2
ACC Tournament	1-9
NCAA Tournament	0-3
Regular Season, Non-Conference	7-7

vs. AP Ranked Teams

Under Head Coach Jim Larrañaga

Overall	19-51*
Home	10-19
Away	7-22
Neutral	2-10
Conference Games	13-40
All Overtime	2-4
Single Overtime	2-3
Double Overtime	0-1
ACC Tournament	0-6
NCAA Tournament	0-2
Regular Season, Non-Conference	6-3

** Does not include home loss to RV/#23 Florida State in 2017-18, as opponent was only ranked in the Coaches Poll*

Overall vs. AP Ranked Teams in Non-Conference Games

(includes conference tournament and postseason games)

Overall	13-61
Overtime (2OT)	0-1
Home	6-17
Away	3-18
Neutral	4-26

HISTORY

MIAMI IN THE POLLS

	AP	USAT/ UPI	2008-09	AP	USAT
1959-60			Preseason	17	16
12/30/59	15	—	11/17/08	17	16
1/5/60	14	—	11/24/08	22	21
1/13/60	15	—	12/1/08	21	22
1/19/60	11	—	12/8/08	—	25
1/27/60	11	—			
2/3/60	11	—	2009-10		
2/10/60	10	—	1/11/10	23	—
2/16/60	10 (3)	—			
2/24/60	9 (2)	—	2012-13		
3/1/60	8 (7)	—	1/21/13	25	—
Final	10	—	1/28/13	14	15
			2/4/13	8	11
1962-63			2/12/13	3	4
1/2/63	HM	15	2/18/13	2	2
1/30/63	—	18	2/25/13	5	7
			3/4/13	6	7
1964-65			3/11/13	9	10
Preseason	HM	16	3/18/13	5	4
1/20/65	—	T19	Final	—	10
2/17/65	HM	T19			
2/23/65	HM	17	2014-15		
			11/24/14	17	20
1998-99			12/1/14	15	15
1/18/99	25	—	12/8/14	20	T21
1/25/99	23	25	12/15/14	18	19
2/1/99	25	—	1/26/15	23	23
2/8/99	16	21			
2/15/99	15	16	2015-16		
2/22/99	11	13	11/23/15	15	19
3/1/99	9	10	11/30/15	21	21
3/8/99	10	12	12/7/15	17	20
Final	—	T12	12/14/15	15	19
			12/21/15	13	16
1999-2000			12/28/15	13	15
Preseason	25	24	1/4/16	12	11
11/22/99	—	24	1/11/16	8	6
11/29/99	—	25	1/18/16	15	14
3/6/00	23	—	1/25/16	15	13
3/13/00	23	25	2/1/16	17	15
Final	—	20	2/8/16	12	11
			2/15/16	11	10
2001-02			2/22/16	12	11
12/24/01	24	23	2/29/16	7	7
12/31/01	21	21	3/7/16	11	11
1/7/02	21	20	3/14/16	T10	11
1/14/02	24	20	Final	—	8
1/21/02	22	19			
1/28/02	15	16	2016-17		
2/4/02	12	11	2/27/17	25	25
2/11/02	13	11			
2/18/02	17	13	2017-18		
2/25/02	22	18	Preseason	13	12
3/3/02	20	16	11/13/17	11	12
3/10/02	21	21	11/20/17	11	11
			11/27/17	10	13
2007-08			12/4/17	10	11
12/17/07	22	22	12/11/17	6	8
12/24/07	19	19	12/18/17	6	7
1/7/08	25	—	12/25/17	15	16
1/14/08	21	24	1/1/18	15	17
			1/8/18	18	19
			1/15/18	25	23
			1/22/18	—	24
			2/5/18	25	25
			3/5/18	24	25
			3/12/18	22	25

RANKED MATCHUPS

(When both teams are ranked)

	AP Rank	UM OPP		
1998-99				
1/20/99	25	1	Connecticut *	L 70-68
2/3/99	25	9	at St. John's *	W 73-70
2/8/99	16	18	at Syracuse *	W 76-63
2/20/99	15	2	at Connecticut *	W 73-71
3/5/99	10	9	vs. St. John's	L 62-59
1999-2000				
3/10/00	23	19	vs. St. John's	L 58-57
3/19/00	23	8	vs. Ohio State	W 75-62
3/24/00	23	18	vs. Tulsa	L 80-71
2001-02				
1/2/02	21	23	at Georgetown *	W 71-79
2/2/02	15	17	Connecticut *	W 68-66
3/8/02	21	7	vs. Pittsburgh	L 76-71
2008-09				
11/23/08	17	2	vs. Connecticut	L 76-63
2012-13				
1/23/13	25	1	Duke *	W 90-63
2/2/13	14	19	at NC State *	W 79-78
3/2/13	5	3	at Duke *	L 79-76
3/28/13	5	15	vs. Marquette	L 71-61
2014-15				
12/2/14	15	24	Illinois	W 70-61
2015-16				
1/12/16	8	13	at Virginia*	L 66-58
1/25/16	15	24	Duke*	W 80-69
2/20/16	11	5	at North Carolina*	L 96-71
2/22/16	12	3	Virginia*	W 64-61
2/27/16	12	11	Louisville*	W 73-65
3/11/16	11	4	vs. Virginia	L 73-68
3/24/16	10	6	vs. Villanova	L 92-69
2016-17				
3/4/17	25	15	at Florida State*	L 66-57
2017-18				
11/29/17	10	12	at Minnesota	W 86-81
1/7/18	15	24	Florida State*	W 80-74
1/13/18	18	19	at Clemson*	L 72-63
1/15/18	25	5	Duke*	L 83-75
3/8/18	24	12	vs. N. Carolina	L 82-65

* Conference game

MIAMI AS AN AP TOP-25 TEAM

Since the rebirth of basketball at UM in 1985-86

1998-99

1/20	[25] #2/2 Connecticut*	L	68-70
1/24	[25] at Boston College*	W	75-67
1/27	[23/25] Seton Hall*	W	77-71
1/30	[23/25] at Pittsburgh*	L	54-60
2/3	[25] at St. John's*	W	73-70
2/6	[25] Georgetown*	W	71-58
2/8	[16/21] at Syracuse*	W	76-63
2/13	[16/21] at Providence*	W	69-65
2/16	[16/21] Villanova*	W	103-82
2/20	[16/21] at Connecticut*	W	73-71
2/23	[11/13] Pittsburgh*	W	85-52
2/27	[11/13] Rutgers*	W	68-63
3/4	[9/10] vs. Georgetown^	W	65-54
3/5	[9/10] vs. #9/10 St. John's^	L	59-62
3/12	[10/12] vs. Lafayette#	W	75-54
3/14	[10/12] vs. Purdue#	L	63-73

1999-2000

3/9	[23] vs. Notre Dame\$	W	61-58
3/10	[23] vs. #19/20 St. John's ^	L	57-58
3/17	[23/25] vs. Arkansas #	W	75-71
3/19	[23/25] vs. #8/8 Ohio State #	W	75-62
3/24	[23/25] vs. #18/19 Tulsa #	L	71-80

2001-02

12/27	[24/23] at LSU	W	68-61
12/30	[24/23] St. Francis (Pa.)	W	71-48
1/2	[21/21] at #23/24 Georgetown*	W	79-71
1/5	[21/21] at Connecticut*	L	75-76
1/8	[21/20] at St. John's*	L	60-71
1/12	[21/20] at Virginia Tech*	W	77-68
1/15	[24/20] Pittsburgh*	W 2OT	76-69
1/19	[24/20] Providence*	W OT	102-96
1/24	[22/19] Villanova*	W	76-58
1/29	[15/16] Boston College*	L	65-70
2/2	[15/16] #17/22 Connecticut*	W	68-66
2/5	[12/11] at Villanova*	W	65-56
2/10	[12/11] at Boston College*	L	63-76
2/13	[13/11] St. John's*	W	79-56
2/17	[13/11] at Rutgers*	L	61-64
2/23	[17/13] Notre Dame*	L	77-90
2/26	[22/18] at Providence*	W	81-65
3/2	[22/18] Virginia Tech*	W	83-77
3/7	[21/21] vs. Georgetown^	W	84-76
3/8	[21/21] vs. #7/7 Pittsburgh^	L	71-76
3/14	[21/21] vs. Missouri#	L	80-93

2007-08

12/17	[22/22] Stetson	W	89-53
12/20	[22/22] North Florida	W	85-63
12/23	[22/22] North Carolina A&T	W	95-64
12/29	[19/19] vs. Winthrop+	L	70-76
1/12	[25] Georgia Tech*	W	78-68
1/15	[21/24] at Boston College*	L	66-76
1/19	[21/24] at NC State*	L OT	77-79

2008-09

11/15	[17/16] Florida Southern	W	96-60
11/21	[17/16] vs. Southern Miss &	W	70-60
11/23	[17/16] vs. #2/2 Connecticut &	L	63-76
11/24	[22/21] vs. San Diego &	W	80-45
11/29	[22/21] Stetson	W	79-65
12/2	[21/22] Ohio State!	L	68-73
12/6	[21/22] at Kentucky	W	73-67

2009-10

1/13	[23] at Virginia Tech*	L	66-81
1/16	[23] at Virginia*	L	57-75

2012-13

1/23	[25] #1/1 Duke*	W	90-63
1/27	[25] Florida State*	W	71-47
1/30	[14/15] at Virginia Tech*	W	73-64
2/2	[14/15] at #19/19 NC State*	W	79-78
2/5	[8/11] Boston College*	W	72-50
2/9	[8/11] North Carolina*	W	87-61
2/13	[3/4] at Florida State*	W	74-68
2/17	[3/4] at Clemson*	W	45-43
2/19	[2/2] Virginia*	W	54-50
2/23	[2/2] at Wake Forest*	L	65-80
2/27	[5/7] Virginia Tech*	W	76-58
3/2	[5/7] at #3/3 Duke*	L	76-79
3/6	[6/7] Georgia Tech*	L	69-71
3/9	[6/7] Clemson*	W	62-49
3/15	[9/10] vs. Boston College ^	W	69-58
3/16	[9/10] vs. NC State ^	W	81-71
3/17	[9/10] vs. North Carolina ^	W	87-77
3/22	[5/4] vs. Pacific#	W	78-49
3/24	[5/4] vs. Illinois#	W	63-59
3/28	[5/4] vs. #15/16 Marquette#	L	61-71

MIAMI AS AN AP TOP-25 TEAM

2014-15

11/25	[17/20] at Charlotte %	W	77-74
11/28	[17/20] South Alabama	W	87-75
12/2	[15] #24/25 Illinois !	W	70-61
12/6	[15] Green Bay	L	55-68
12/8	[20/21] Savannah State	W	70-39
12/19	[18/19] Eastern Kentucky	L	44-72
1/28	[23] Georgia Tech *	L	50-70
2/1	[23] at Florida State *	L	54-55

2015-16

11/27	[15/19] Northeastern	L	77-78
12/1	[21] at Nebraska !	W OT	77-72
12/5	[21] Charlotte	W	88-60
12/8	[17/20] Florida	W	66-55
12/19	[15/19] Co. of Charleston	W	85-63
12/22	[13/16] at La Salle	W	95-49
12/29	[13/15] Princeton	W	76-64
1/2	[13/15] Syracuse *	W	64-51
1/9	[12/11] Florida State *	W	72-59
1/12	[8/9] at #13/11 Virginia *	L	58-66
1/16	[8/9] at Clemson*	L	65-76
1/20	[15/14] at Boston College *	W	67-53
1/23	[15/14] Wake Forest *	W	77-63
1/25	[15/13] #24/20 Duke *	W	80-69
1/30	[15/13] at NC State *	L	69-85
2/3	[17/15] Notre Dame *	W	79-70
2/7	[17/15] at Georgia Tech *	W	75-68
2/9	[12/11] Pittsburgh *	W	65-63
2/14	[12/11] at Florida State *	W	67-65
2/17	[11/10] Virginia Tech *	W	65-49
2/20	[11/10] at #5/4 North Carolina *	L	71-96
2/22	[12/11] #3 Virginia *	W	64-61
2/27	[12/11] #11/- Louisville *	W	73-65
3/2	[7] at Notre Dame *	W	68-50
3/5	[7] at Virginia Tech *	L	62-77
3/10	[11] vs. Virginia Tech ^	W	88-82
3/11	[11] vs. #4 Virginia ^	L	68-73
3/17	[10/11] vs. Buffalo #	W	79-72
3/19	[10/11] vs. Wichita State #	W	65-57
3/24	[10/11] vs. #6 Villanova #	L	69-92

2016-17

2/27	[25] at Virginia Tech *	L	61-66
3/4	[25] at #15/17 Florida State *	L	57-66

2017-18

11/10	[13/12] Gardner-Webb	W	77-45
11/12	[13/12] Navy	W	89-55
11/16	[11/12] Florida A&M	W	90-59
11/22	[11] vs. La Salle	W	57-46
11/25	[11] North Florida	W	86-65
11/29	[10/13] at #12 Minnesota!	W	86-81
12/2	[10/13] vs. Princeton	W	80-52
12/5	[10/11] Boston University	W	69-54
12/16	[6/8] at George Washington	W	59-59
12/22	[6/7] at Hawaii	W	75-57
12/23	[6/7] vs. New Mexico State	L	54-63
12/25	[15/16] vs. Middle Tennessee	W	84-81
12/30	[15/16] at Pittsburgh*	W	67-53
1/3	[15/17] at Georgia Tech*	L	54-64
1/7	[15/17] #24/RV Florida State*	W	80-74
1/13	[18/19] at #19/17 Clemson*	L	63-72
1/15	[25/23] #5 Duke*	L	75-83
1/21	[25/23] at NC State*	W	86-81
2/7	[25] Wake Forest*	W	87-81
2/10	[25] at Boston College*	L	70-72
3/8	[24/25] vs. #12/11 UNC ^	L	65-82
3/15	[22/24] vs. Loyola Chicago #	L	62-64

* Conference game

^ Conference tournament

NCAA Tournament

! ACC-Big Ten Challenge

& Paradise Jam (U.S. Virgin Islands)

% Gildan Charleston Classic, S.C.

MIAMI'S RANKED OPPONENTS

1960-61 AP UPI
1/30/61 7 — Louisville W 71-69

1962-63 AP UPI
12/21/62 — 2 Duke W 71-69

1964-65 AP UPI
12/12/64 10 13 St. John's L 79-77
2/2/65 — 20 Miami (Ohio) W 100-85

1965-66 AP UPI
12/9/65 — 11 at San Francisco L 105-89

1966-67 AP UPI
12/28/66 — 17 Western Kentucky L 94-89
2/18/67 7 8 Houston L 105-86
2/25/67 — 17 at St. John's L 97-70

1967-68 AP UPI
2/15/68 1 — at Houston L 106-64

1969-70 AP UPI
12/12/69 2 — at UCLA L 127-69
12/30/69 5 — Ohio University L 99-74
1/10/70 7 — at Jacksonville L 121-87
2/14/70 13 — at Houston L 118-98
2/28/70 9 — Florida State L 112-96
3/4/70 6 — Jacksonville L 108-97

1970-71 AP UPI
1/9/71 7 — at Jacksonville L 124-82
3/2/71 9 — Jacksonville L 94-75

1985-86 AP UPI
2/19/86 2 — at Duke L 104-82
2/22/86 14 — Notre Dame L 126-73

1986-87 AP UPI
12/6/86 1 — at North Carolina L 122-77
1/17/87 20 — at Kansas L 82-47
2/21/87 18 — at Florida L 99-60
3/5/87 20 — at Notre Dame L 65-49

1987-88 AP UPI
11/27/87 9 — vs. Michigan L 109-76
12/30/87 11 — vs. Purdue L 110-82
1/2/88 18 — Georgetown L 82-78
1/6/88 9 — at Duke L 107-69
2/9/88 8 — BYU L 99-86

1988-89 AP UPI
12/10/88 1 — Duke L 117-102
1/7/89 5 — at Georgetown L 112-79
1/12/89 12 — Kansas W 87-86
1/24/89 20 — Providence L 106-91

1989-90 AP UPI
12/19/89 20 — at Arizona L 83-53
1/10/90 1 — Kansas L 100-73
2/5/90 25 — at North Carolina L 87-74

1990-91 AP UPI
12/14/90 11 — Georgia L 78-60
3/6/91 25 — at DePaul L 75-58

1991-92 AP UPI
1/2/92 5 — at Connecticut * L 85-62
1/7/92 18 — at Seton Hall * L 64-52
1/11/92 20 — at Syracuse * L 73-57
1/14/92 17 — St. John's * W 45-42
1/18/92 8 — Connecticut * L 77-58
2/29/92 22 — Syracuse * L 68-63
3/4/92 22 — Seton Hall * L OT 90-82
3/13/92 21 — vs. Georgetown L 77-64

1992-93 AP UPI
12/7/92 6 — at Seton Hall * L 65-56
1/2/93 10 — Georgetown * W 80-69
1/6/93 24 — at Pittsburgh * L 85-78
1/9/93 21 — at Syracuse * L 89-81
1/23/93 20 — Pittsburgh * L 86-84
2/20/93 25 — St. John's * W 82-77
2/23/93 14 — Seton Hall * L 85-73

1993-94 AP USA TODAY
12/22/93 12 18 at Syracuse * L 81-52
1/15/94 20 20 at Boston College * L 69-49
2/5/94 5 6 at Connecticut * L 73-57
2/22/94 5 — Connecticut * L 74-49
3/1/94 14 — Syracuse * L 71-69

1994-95 AP USA TODAY
12/6/94 19 19 Syracuse * L 83-65
1/7/95 12 13 at Georgetown * L 71-64
1/25/95 22 25 Villanova * L 92-62
1/28/95 6 6 at Syracuse * L 76-51
1/31/95 4 5 at Connecticut * L 82-57
2/4/95 13 13 Georgetown * W 67-61
2/7/95 16 18 at Villanova * L 73-63
3/4/95 4 5 Connecticut * L 75-67
3/10/95 24 — vs. Georgetown L 69-58

1995-96 AP USA TODAY
12/5/95 2 2 Villanova * L 70-68
1/3/96 11 12 Syracuse * W 75-66
1/6/96 7 6 at Connecticut * L 73-52
1/13/96 5 5 at Georgetown * L 72-67
1/27/96 7 7 at Villanova * L 90-62
2/1/96 18 16 at Syracuse * L 72-51
2/10/96 22 21 Boston College * L 62-58
3/7/96 6 6 vs. Georgetown L 92-62

HISTORY

MIAMI'S RANKED OPPONENTS

1996-97 AP USA TODAY

12/7/96	19	17	Syracuse *	W	67-63
1/2/97	25	25	at Boston College *	L	65-62
1/11/97	8	7	at Villanova *	W	61-59

1997-98 AP USA TODAY

11/21/97	17	17	Charlotte	W	89-72
12/27/97	—	23	Georgia Tech *	L	69-61
1/6/98	8	8	Connecticut *	W	76-67
1/10/98	25	21	at West Virginia *	L	98-84
1/18/98	15	15	at Syracuse *	L	85-67
2/10/98	23	20	Syracuse *	L	72-63
2/28/98	19	19	West Virginia *	W	70-66
3/13/98	19	20	vs. UCLA	L	65-62

1998-99 AP USA TODAY

12/5/98	8	8	at Kentucky	L	74-65
1/6/99	10	9	St. John's *	W	84-79
1/20/99	1	1	Connecticut *	L	70-68
2/3/99	9	10	at St. John's *	W	73-70
2/8/99	18	17	at Syracuse *	W	76-63
2/20/99	2	2	at Connecticut *	W	73-71
3/5/99	10	9	vs. St. John's	L	62-59

1999-20 AP USA TODAY

12/18/99	7	9	North Carolina	L	78-68
1/8/00	7	8	Syracuse *	L	67-55
1/29/00	16	18	Kentucky	L	60-57
2/19/00	18	18	at Connecticut *	W	63-57
3/5/00	18	21	St. John's *	W	74-70
3/10/00	19	20	vs. St. John's	L	58-57
3/19/00	8	8	vs. Ohio State	W	75-62
3/24/00	18	19	vs. Tulsa	L	80-71

2000-01 AP USA TODAY

12/4/00	14	12	at North Carolina *	L	67-45
1/13/01	24	—	at Boston College *	L	82-73
1/20/01	15	15	Connecticut *	W	77-74
2/1/01	22	25	Seton Hall *	W	72-66
2/13/01	10	7	at Syracuse *	W	68-57

2001-02 AP USA TODAY

12/15/01	21	24	Indiana	W	58-53
1/2/02	23	24	at Georgetown *	W	79-71
2/2/02	17	22	Connecticut *	W	68-66
3/8/02	7	7	vs. Pittsburgh	L	76-71

2002-03 AP USA TODAY

12/21/02	13	13	vs. Florida	L 2OT	94-93
1/11/03	3	3	at Connecticut *	L OT	83-80
1/20/03	11	8	Connecticut *	W	77-76

2003-04 AP USA TODAY

1/7/04	12	13	at North Carolina	L	89-64
1/10/04	15	15	Pittsburgh *	L 2OT	84-80
2/14/04	—	25	Syracuse *	L	91-74
2/18/04	8	8	at Connecticut *	L	76-63
2/21/04	19	17	at Providence *	L	70-57

2004-05 AP USA TODAY

12/4/04	19	18	at Florida	W	72-65
1/6/05	9	10	at Georgia Tech *	L	80-69
1/9/05	—	24	NC State *	W	67-66
1/19/05	4	4	Duke *	L	92-83
1/22/05	6	6	at North Carolina *	L	87-67
1/29/05	5	5	at Wake Forest *	L	94-82
2/5/05	22	24	Maryland *	W OT	75-73
2/15/05	5	5	Wake Forest *	L	68-63
3/3/05	6	6	at Duke *	L	83-59

2005-06 AP USA TODAY

12/18/05	21	19	at NC State *	L	81-69
12/22/05	5	5	Florida	L	77-67
12/31/05	10	10	vs. Louisville	L	58-43
1/7/06	14	12	Maryland *	W	84-70
1/14/06	20	20	at North Carolina *	W	81-70
1/21/06	21	21	Boston College *	L	65-61
2/8/06	16	15	NC State *	L 2OT	86-77
2/12/06	23	24	North Carolina *	L	80-70
2/16/06	13	15	at Boston College *	L	65-54
2/19/06	2	2	at Duke *	L	92-71
3/10/06	3	3	vs. Duke	L	80-76

2006-07 AP USA TODAY

12/3/06	21	25	Georgia Tech *	W	90-82
1/10/07	—	25	at Maryland *	W	63-58
1/14/07	11	11	Duke *	L	85-63
1/23/07	24	23	Virginia Tech *	L	92-85
1/31/07	3	3	at North Carolina *	L	105-64
2/21/07	24	19	Virginia *	W	68-60
3/8/07	17	21	vs. Maryland	W	67-62

2007-08 AP USA TODAY

1/23/08	5	4	North Carolina *	L	98-82
1/27/08	—	25	Clemson *	W	75-72
2/2/08	3	3	at Duke *	L	88-73
2/20/08	5	4	Duke *	W	96-95
3/23/08	7	7	vs. Texas	L	75-72

2008-09 AP USA TODAY

11/23/08	2	2	vs. Connecticut	L	76-63
12/21/08	25	25	Clemson *	L	91-72
1/10/09	24	17	at Boston College *	W	77-71
1/17/09	5	6	at North Carolina *	L	82-65
2/4/09	7	6	Wake Forest *	W	79-52



MIAMI'S RANKED OPPONENTS

2/7/09 4 3 at Duke * L OT 78-75
 2/15/09 3 3 North Carolina * L 69-65

2009-10 AP USA TODAY

2/10/10 20 20 Georgia Tech * W 64-62
 2/17/10 6 6 Duke * L 81-74
 3/13/10 4 4 vs. Duke L 77-74

2010-11 AP USA TODAY

11/15/10 19 19 at Memphis L 72-68
 1/2/11 1 1 at Duke * L 74-63
 2/13/11 5 5 Duke * L 81-71
 3/11/11 6 7 vs. North Carolina L 61-59

2011-12 AP USA TODAY

12/06/11 21 20 Memphis L 71-54
 01/07/12 21 23 at Virginia * L 52-51
 01/10/12 3 3 at North Carolina * L 73-56
 02/05/12 7 5 at Duke * W OT 78-74
 02/11/12 15 17 at Florida State * L 64-59
 02/15/12 8 7 North Carolina * L 73-64
 02/26/12 15 16 Florida State * W 78-62
 03/09/12 17 17 vs. Florida State L 82-71

2012-13 AP USA TODAY

11/28/12 13 14 Michigan State W 67-59
 12/23/12 4 5 vs. Arizona L 69-50
 1/23/13 1 1 Duke * W 90-63
 2/2/13 19 19 at NC State * W 79-78
 3/2/13 3 3 at Duke * L 79-76
 3/28/13 15 16 vs. Marquette L 71-61

2013-14 AP USA TODAY

01/04/14 2 2 at Syracuse * L 49-44
 01/22/14 18 18 Duke * L 67-46
 01/25/14 2 2 Syracuse * L 49-44
 02/05/14 25 22 Pittsburgh * L OT 59-55
 2/26/14 12 11 at Virginia * L 65-40

2014-15 AP USA TODAY

11/17/14 8 7 at Florida W 69-67
 12/2/14 24 25 Illinois W 70-61
 1/3/15 3 3 Virginia* L 2OT 89-80
 1/13/15 4 4 at Duke* W 90-74
 1/17/15 12 12 at Notre Dame* L 75-70
 2/3/15 9 8 Louisville* L 63-55
 2/21/15 12 12 at Louisville* L 55-53
 2/28/15 15 18 North Carolina* L 73-64
 3/12/15 11 9 vs. Notre Dame L 70-63

2015-16 AP USA TODAY

11/20/15 16 16 vs. Utah W 90-66
 11/22/15 22 20 vs. Butler W 85-75
 01/12/16 13 11 at Virginia* L 66-58
 01/25/16 24 20 Duke* W 80-69
 02/20/16 5 4 at North Carolina* L 96-71
 02/22/16 3 3 Virginia* W 64-61
 02/27/16 11 — Louisville* W 73-65
 03/11/16 4 4 vs. Virginia L 73-68
 03/24/16 6 6 vs. Villanova L 92-69

2016-17 AP USA TODAY

11/25/16 21 22 vs. Iowa State L 73-56
 11/12/17 20 20 Notre Dame * L 67-62
 1/21/17 18 18 at Duke * L 70-58
 1/28/17 9 6 North Carolina * W 77-62
 2/1/17 15 16 Florida State * L 75-57
 2/11/17 4 4 at Louisville * L 71-66
 2/20/17 18 19 at Virginia * W OT 54-48
 2/25/17 10 11 Duke * W 55-50
 3/4/17 15 17 at Florida State * L 66-57
 3/9/17 6 6 North Carolina L 78-53

2017-18 AP USA TODAY

11/29/17 12 12 at Minnesota W 86-81
 1/7/18 24 RV Florida State* W 80-74
 1/13/18 19 17 at Clemson* L 72-63
 1/15/18 5 5 Duke* L 83-75
 2/13/18 1 3 Virginia* L 59-50
 2/27/18 9 9 at North Carolina* W 91-88
 3/8/18 12 11 vs. North Carolina L 82-65

2018-19 AP USA TODAY

1/3/19 18 19 NC State* L 87-82
 1/9/19 13 13 at Florida State* L 68-62
 1/19/19 13 15 North Carolina* L 85-76
 1/27/19 RV 23 Florida State* L 78-66
 1/30/19 12 11 Virginia Tech* L 82-70
 2/2/19 3 3 at Virginia* L 56-46
 2/9/19 8 8 at N. Carolina* L OT 88-85
 3/2/19 3 2 at Duke* L 87-57
 3/8/19 15 16 at Virginia Tech L 84-70
 3/13/19 16 15 vs. Virginia Tech L 71-56

2019-20 AP USA TODAY

11/5/19 5 5 Louisville* L 87-74
 1/4/20 2 2 Duke* L 95-62
 1/7/20 13 11 at Louisville* L 74-58
 1/18/20 9 9 Florida State* L OT 83-79
 1/21/20 8 8 at Duke* L 89-59
 2/8/20 8 8 at Florida State* L 99-81
 3/4/20 22 22 Virginia* L 46-44

HISTORY

ALL-TIME LETTER WINNERS

Adams, Brandon.....	1988-92	Corcoran, John.....	1938-39	Hamilton, Gary.....	2002-06
Adams, Garrius.....	2009-14	Courtney, Cliff.....	1927-28	Hamilton, George.....	1938-39
Akpejori, Raphael.....	2010-14	Crowe, Luke.....	1930-31	Hammond, Dod.....	1959-60
Angelus, Charles.....	1945-46	Cruz Uceda, Ivan.....	2014-16	Hanley, Charles.....	1967-68
Alix, Lou.....	1961-62	Curcio, Mike.....	1996-98	Hansen, Louis.....	1928-29, 1930-31
Allen, Antoine.....	2009-10	Curnutt, Don.....	1967-70	Harden III, Leonard.....	2003-04
Allen, Ken.....	1960-63			Harris, Anthony.....	2003-07
Allen, Willie.....	1968-71	Dampier, John.....	1963-65	Harris, Lionel.....	1970-71
Alter, Foster.....	1930-31	Davis, Jerry.....	1956-57, 1958-59	Harvey, Tim.....	1985-87
Applegate, Bruce.....	1958-61	Davis, Howard.....	1938-40	Heffer, Larry.....	1961-62
Arterburn, Harold.....	1953-55	Davis, Will.....	1992-97	Heller, Justin.....	2010-14
Asbury, Brian.....	2005-09	Dawson, Tim.....	1985-88	Hemsley, Johnny.....	1996-00
Ashman, Rodger.....	1926-29	Denton, Bob.....	1952-54	Herenton, Willie.....	2018-20
		Dews, James.....	2006-10	Hickox, Dick.....	1958-61
Barker, Chuck.....	1994-96	Diaz, Guillermo.....	2003-06	Hicks, Raymond.....	2004-08
Barnes, Lucas.....	1996-98	Djahue, Rodrigue.....	2000-04	High, Tshombe.....	1993-94
Barnes, Marcus.....	2000-02	Donovan, Nick.....	1995-99	Hilbish, Tom.....	1938-41
Barry, Rick.....	1962-65	Douglas, Bob.....	1941-42	Hill, Dan.....	1930-31
Bateman, Glenn.....	2004-05	Doyle, Keith.....	1945-46	Hite, Robert.....	2002-06
Bates, John.....	1963-64, 1965-67	Dunn, Eddie.....	1938-39	Hoban, Gene.....	1954-56
Bazil, Alex.....	1940-41	Dunn, Mitchell.....	1994-95	Hocker, Thomas.....	1987-90
Beckner, Wayne.....	1962-65	Dusewicz, Adam.....	1991-94	Hoffman, Richard.....	1951-53
Berghoff, Dick.....	1957-58			Holiber, Charles.....	1961-63
Berumen, Rafael.....	2001-03	Edwards, Lou.....	1945-47	Horford, Tito.....	1986-88
Beverly, Harlond.....	2019-20	Edwards, Steven.....	1992-96	Houston, Kevin.....	1998-99
Bland, Mario.....	1996-00	El-Bassiouni, Tarik.....	1999-00	Howard, Lemuel.....	1986-87
Bleier, Ted.....	1927-29	Elliott, Doug.....	1989-91	Howell, Douglas.....	1953-55
Boyle, Gene.....	1939-40	Evans, John.....	1928-29, 1930-31	Hubbard, Lee.....	1970-71
Brown, Bruce.....	2016-18			Huell, Dewan.....	2016-18
Brown, Eric.....	1985-89	Fernandez, Michael.....	2013-15	Hughes, Bryan.....	1985-87
Brown, Rion.....	2010-14	Ferrara, Tony.....	1947-50	Hurd, Leroy.....	1999-01
Buncum, Omari.....	2006-07	Fisher, Michael.....	1946-47	Hurdle, Lance.....	2007-09
Burdette, Marty.....	1955-58	Focht, Dick.....	1950-51	Hutslar, Mike.....	1967-70
Burnett, Deandre.....	2014-15	Franklin, Alfred "Red".....	1927-29		
Burns, Dennis.....	1985-89	Fraser, Alex.....	1993-97	lbach, Ervin.....	1946-49
Burton, Trevor.....	1989-93	Frazier, Steve.....	1992-96, 97-98	Ingemi, Mike.....	1947-48
Butler, Lee.....	2004-06	Friedman, Abe.....	1946-50	Isles, David.....	1994-95
Butts, Bernie.....	1962-64	Friedman, Mike.....	1955-56	Izundu, Ebuka.....	2015-19
Byars-Dawson, Mike.....	1997-99	Frisby, William.....	2001-02, 2003-05		
				James, Harvey.....	1945-46
Caldwell, Justin.....	1989-91	Gak, Deng.....	2018-20	James, Tim.....	1995-99
Cambell, Bob "Whitey".....	1946-50	Gamble, Julian.....	2008-13	Jekiri, Tonye.....	2012-16
Canaday, Wayne.....	1968-70	Gardner, Joe.....	1956-59	Jennings, Vernon.....	1996-00
Cantrell, Dennis.....	1967-70	Gardner, Michael.....	1991-94	Johnson, Jamal.....	1993-94
Carboneau, Harold.....	1927-28	Gay, Charles.....	1969-70	Johnson, Reggie.....	2009-13
Carifeco, George.....	1940-42	Gee, Junior.....	1964-67	Johnson, Zach.....	2018-19
Carroll, Bob.....	1947-48	Gilbert, Lawrence.....	2006-07	Jones, DeQuan.....	2008-12
Carson, James.....	1952-55	Gkogkos, Filippos.....	2019-20	Jones, James.....	1999-03
Catha, Larry.....	1926-29	Glenn, Darrell.....	1985-86	Jones, Rick.....	1964-67
Chadroff, Sy.....	1949-52	Glover, Landon.....	2006-08	Jupin, Gene.....	1941-42
Champouillon, David.....	1985-86	Godfrey, Ron.....	1958-61		
Clark, Adam.....	1991-93	Gonzalez, Orlando.....	1999-01	Kadji, Kenny.....	2011-13
Clark, Clifton.....	1995-97	Gordon, Joe.....	2000-01	Kahn, Andy.....	1990-91
Clarke, Karron.....	2003-04	Graham, Jimmy.....	2005-09	Kasulin, Al.....	1941-42
Clemente, Denis.....	2005-07	Grant, Malcolm.....	2009-12	Keene, Howard.....	1950-53
Cobb, Don.....	1947-49	Green, Bob.....	1963-67	Kees, James.....	1940-41
Coelho, João Paulo.....	1998-00, 2001-03	Green, Tom.....	1967-69	Kessler, Larry.....	1962-63
Cohen, Julie.....	1959-62	Grist, Joe.....	1949-51	Kichfski, Robert.....	1954-55
Collins, Dwayne.....	2006-10	Grob, Charles.....	1963-66	Kieserman, Jim.....	1991-92
Contreras, Edward.....	1956-59	Guimento, Chuck.....	1938-40	King, Anthony.....	2003-06, 2007-08
Cooperand, Keaton.....	2004-07	Hagan, Arthur.....	1945-46	Kirk, Donnavan.....	2009-10, 13-14



ALL-TIME LETTER WINNERS

Kisker, David..... 1970-71
 Klein, Richard..... 1970-71
 Klima, Edward..... 1953-56
 Kojkowski, Stanley..... 1955-57
 Konel, Dave..... 1939-40
 Krutulis, Joe..... 1939-42

Landis, Dave..... 1958-60
 Larkin, Shane..... 2011-13
 Law, Rick..... 1969-71
 Lawrence II, Anthony..... 2015-19
 Lawrence Sr., Anthony..... 1991-93
 Lawrence, Bruce..... 1954-55
 Lawrence, Pat..... 1991-94
 Lecomte, Manu..... 2013-15
 Lee, Harford..... 1940-41
 Leidy, Bob..... 1957-58
 Lipchick, Pete..... 1945-46
 Logan, Reo..... 2000-01
 Logan, Samarr..... 1989-92
 Lutsky, Kal..... 1946-47
Lykes, Chris..... 2017-20
 Lyons, Herman..... 1927-29

MacDonald, Mackey..... 1948-51
 Mack, Anthony..... 2018-19
 Manuel, Todd..... 1997-98
 Manushaw, Harry..... 1958-61
 Marakovits, Danny..... 2000-03
 Marcus, Stewart..... 1963-66
 Mayhand, Antoine..... 2004-05
 Masters, Tom..... 1966-69
 McClellan, Sheldon..... 2014-16
 McClellan, William..... 1948-49
 McClinton, Jack..... 2006-09
 McCormick, Torey..... 1993-97
 McCoy, Mike..... 1960-63
 McGowan, Cyrus..... 2008-10
 McGuire, John..... 1926-28
McGusty, Cameron..... 2019-20
 McKinney Jones, Trey..... 2011-13
 McNulty, Joe..... 1946-48
 Mell, John..... 1945-46
 Mercurio, Marion..... 1928-29
 Miani, Richard..... 1952-56
Miller Jr., Rodney..2016-18, 2019-20
 Moore, Bruce..... 1987-89
 Morris, Edwin..... 1955-58
 Morton, Jake..... 1988-93
 Munley, Joe..... 1956-58
 Murphy, Kamari..... 2015-17
 Murray, Robert..... 1954-55
 Musante, Andy..... 1941-42

Nass, Fabio..... 2006-08
 N'Diaye, Ismael..... 2002-03
 Nebel, Norm..... 1957-59
 Newton, Ja'Quan..... 2014-18
 Nicholas, Dave..... 1952-53
 Noble, Mike..... 1985-87
 Norris, Kevin..... 1994-98

Noti, Charles..... 1966-68
 Nugent, Nick..... 1955-56
 Nylin, Bob..... 1969-70

O'Brien, Jimmy..... 1926-27
 Oesch, Harold..... 1938-39
 Okpalobi, Brandon..... 2000-05
 O'Neil, Jack..... 1951-52
 Oram, Harold..... 1926-28
 O'Riordan, Kevin..... 1970-71
 Osbourne, John..... 1968-70

Palmer, James..... 2014-16
 Parker, Chris..... 1991-94
 Parker, Rusty..... 1965-68
 Patrican, Don..... 1963-66
 Pearson, Lorenzo..... 1992-96
 Polnitz, Reggie..... 1987-89
 Popa, Constantin..... 1991-95
 Presto, Kevin..... 1985-89
 Prieto, Ernest..... 1953-56
 Proctor, Dominic..... 2018-19

Quiglar, Ryan..... 2008-12

Randon, Joseph..... 1988-92
 Reed, Davon..... 2013-17
 Rice, Darius..... 2000-04
 Rich, Steve..... 1993-96
 Richardson, Mark..... 1985-89
 Rios, Eddie..... 2007-09
 Roberson, Terrell..... 1985-86
 Roberts, Oti..... 1999-00
 Robinson, Mike..... 2015-18
 Rodgers, Dan..... 1965-68
 Rodriguez, Angel..... 2014-16
 Rosa, Anthony..... 1992-96
 Ross, Joe..... 1987-91
 Ryan, Jack..... 1948-49
 Ryskamp, Kenneth..... 1954-55

Salmons, John..... 1998-02
 Schayowitz, Willie..... 1951-54
 Schlie, Jerry..... 1997-99, 2000-02
 Schneckenberg, Bob..... 1985-87
 Schneider, Jack..... 1949-52
 Schuler, Harold..... 1946-47
 Schuyler, Charles..... 1947-48
 Scott, Durand..... 2009-13
 Scott, Jerome..... 1988-92
 Scott, Tom..... 1940-41
 Shapiro, Bruce..... 1959-61
 Sherman, Omar..... 2014-15
 Shipe, Paul..... 1990-91
 Silvis, Richard..... 1951-52
 Simmons, Michael.. 1998-99, 2000-03
 Sistik, Phil..... 1945-46
 Skalaski, Charles..... 1945-46
 Snell, Willie..... 1970-71
 Snider, Martin..... 1958-60
 Soens, Bill..... 1966-68

Solie, Lloyd..... 1927-29, 1930-31
 Sorenson, Steve..... 2012-14
 Spagnolo, Bob..... 1969-71
 Spisak, Jack..... 1959-60, 1961-63
 Stage, Gene..... 1955-58
 Stanton, Bob..... 1926-28
 Stavretti, Carl..... 1960-63
 Stavretti, Chris..... 1959-62
 Steiner, Bob..... 1955-56, 1957-58
 Stevenson, Jerry..... 1967-69
 Stone, Keith..... 2019-20
 Stowell, Chris..... 2014-18
 Stratton, Jonathan..... 2004-08
 Strong, Donald..... 1970-71
 Surratt, Armondo..... 2002-04
 Swaby, Ochiel..... 1991-92
 Swoope, Erik..... 2010-14

Talbot, Robert George (Bill) .. 1956-57
 Thistiethwaite, Mark..... 1956-57
 Thomas, Adrian..... 2005-11
 Thomas, Joe..... 2014-15
 Timpf, Brad..... 1992-96
 Tobin, John..... 1939-42
 Tracy, Art..... 1939-40
 Tucker, Dick..... 1939-41
 Turonis, Pete..... 1956-57
 Tyler, Elton..... 1997-00, 2001-02

Vasiljevic, DJ..... 2016-20
 Volkman, Mike..... 1964-66

Wardenburg, Sam..... 2017-20
 Waggoner, Jaime..... 1994-98
Walker, Anthony..... 2019-20
 Walker, Jermaine..... 1996-97
 Walker IV, Lonnie..... 2017-18
 Ward, Hammie..... 1989-93
 Warren, Joel..... 1985-89
 Watson, Kaleaf..... 2001-02
 Weinstein, Gerald..... 1946-50
 Welch, Ron..... 1968-70
 Westover, Brian..... 1970-71
 Wilkins, Eric..... 2002-06
 Williams, Levertis..... 1987-89
 Wimbly, Dwayne..... 1997-01
 Wiseman, Charles..... 1997-98
 Wittman, Mike..... 1964-67
Wong, Isaiiah..... 2019-20
 Woods, Lee..... 1960-63
 Wrench, Roger..... 1949-52
 Wylie, Joe..... 1988-91

Yanuck, Mel..... 1950-53
 Younts, Austin..... 1928-29
 Yovicsin, Anthony..... 1946-47

HISTORY

UM SPORTS HALL OF FAME INDUCTEES

Name (Years at UM, Jersey #*)	Induction Year	Name (Years at UM, Jersey #*)	Induction Year
Willie Allen (1967-71, No. 33)	2016	Johnny Hemsley (1996-2000, No. 31)	2020
Rick Barry (1962-65, No. 24)	1976	Dick Hickox (1959-61, No. 13)	1974
Wayne Beckner (1962-65, No. 32)	1997	Tim James (1996-99, No. 40)	2009
Eric Brown (1985-89, No. 32)	2001	James Jones (1999-2003, No. 33)	2014
Whitey Campbell (1946-49, No. 17)	1970	Mike McCoy (1959-63, No. 45)	2007
Sy Chadroff (1949-52, No. 20)	1973	Ed Morris (1954-58, No. 12)	2010
Julius "Julie" Cohen (1960-62, No. 25)	1993	<i>Hart Morris (coach, 1938-42 & 1946-52)</i>	1973
Don Curnutt (1967-70, No. 11)	1991	Constantin Popa (1991-95, No. 33)	2019
Steven Edwards (1992-96, No. 21)	2017	John Salmons (1998-2002, No. 5)	2018
Abe Friedman (1946-49, No. 13)	1983	Gene Stage (1954-57, No. 13)	2005
Ron Godfrey (1958-61, No. 12)	1998	John "Red" Tobin (1939-42, No. 20)	1969
<i>Bruce Hale (coach, 1954-67)</i>	1986	Mike Wittman (1963-66, No. 14)	2008
<i>Leonard Hamilton (coach, 1999-2000)</i>	2006		

* Based off primary number

TEAM CAPTAINS

1926-27	Rodger Ashman	2005-06	Guillermo Diaz, Robert Hite, Anthony Harris, Anthony King
1927-28	Rodger Ashman	2006-07	Anthony Harris, Anthony King
1928-29	Rodger Ashman	2007-08	Anthony King, Jack McClinton
1939-40	Tom Hilbish	2008-09	Jack McClinton, Jimmy Graham
1940-41	Tom Hilbish	2009-10	Dwayne Collins, James Dews
1941-42	John Tobin	2010-11	Malcolm Grant, Durand Scott
1948-49	Abe Friedman	2011-12	Malcolm Grant, DeQuan Jones, Durand Scott
1951-52	Sy Chadroff	2012-13	Julian Gamble, Durand Scott, Reggie Johnson, Kenny Kadji, Trey McKinney Jones
1952-53	Mel Yanuck	2013-14	Garrus Adams, Raphael Akpejiori, Rion Brown, Donnavan Kirk, Erik Swoope
1954-55	Harold Arterburn	2014-15	Angel Rodriguez, Sheldon McClellan
1955-56	Dick Miani	2015-16	Ivan Cruz Uceda, Tonye Jekiri, Angel Rodriguez, Sheldon McClellan
1956-57	Gene Stage	2016-17	Kamari Murphy, Ja'Quan Newton, Davon Reed
1957-58	Marty Burdette	2017-18	Bruce Brown Jr., Dewan Huell, Anthony Lawrence II, Ja'Quan Newton, Chris Stowell, DJ Vasiljevic
1958-59	Joe Gardner	2018-19	Dewan Hernandez, Ebuka Izundu, Zach Johnson, Anthony Lawrence II, Chris Lykes, DJ Vasiljevic
1959-60	Bruce Applegate	2019-20	DJ Vasiljevic
1960-61	Dick Hickox		
1961-62	Julie Cohen		
1962-63	Kenny Allen		
1963-64	Wayne Beckner		
1964-65	Wayne Beckner		
1995-96	Steven Edwards, Alex Fraser		
1996-97	Alex Fraser, Torey McCormick, Kevin Norris		
2000-01	John Salmons, Dwayne Wimbley		
2001-02	John Salmons, James Jones, Elton Tyler		
2002-03	Paulo Coelho, James Jones, Darius Rice, Mike Simmons		
2003-04	Robert Hite, Darius Rice		

1984-85 PRACTICE TEAM

Bill Foster, Head Coach
 Clint Bryant, Assistant Coach
 Seth Greenberg, Assistant Coach
 Cesar Odio, Assistant Coach
 Adam Burden
 Dennis Burns

David Champouillon
 Tim Dawson
 Tim Harvey
 Bryan Heller
 George Smith
 Jeff Swilley

Kevin Presto
 Robert Scheckenberg
 Robert Selby
 Greg Upshaw
 Reuben (*last name unknown*)

MIAMI BASKETBALL HISTORY

It lay silent for 14 years. Collecting dust and going unnoticed, the Miami basketball program was the “Rip van Winkle” of college basketball from 1971 to 1985. But Hurricane basketball returned, and in a big way.

Since 1985, the Miami program has undergone such dramatic and frequent changes, it seemed that the Hurricanes were continually entering “a new era.” First came the “Era of Miami Basketball,” itself.

Then came the “Bill Foster Era,” followed by the “Tito Horford Era,” “The Leonard Hamilton Era,” “The BIG EAST Era,” “The Frank Haith/ACC Era” and now “The Jim Larrañaga Era.”

With the acceptance into the Atlantic Coast Conference in 2004, the University of Miami entered the ranks of the most competitive and successful basketball conference in the nation.

The road to conference affiliation in the ACC was not an easy one for those who thirsted for basketball in this continually prospering part of the country. Moreover, the previous path traveled by Miami basketball players, coaches and fans was dotted by flashes of brilliance, color and sometimes disappointment.

Here is a capsule summary of the 89 years of Miami basketball that has played a part in the history of the athletics department at the University and its neighboring community.

The 1920s: Miami's First Team

- The Hurricanes fielded a freshman team in 1926-27, finishing 7-1 under head coach Art Webb.
- In 1927-28, the first official varsity basketball team at the University of Miami posted an 8-4 mark, knocking off Rollins, 51-15, in the opener.

The 1930s: A Missing Link

- Miami records list no official results from 1932 through 1938. During that period of time, representatives from the school played local AAU and church-sponsored teams under coach Tom McCann.
- The Hurricanes returned to intercollegiate competition in the 1938-39 season, posting a 4-6 record under head coach Hart Morris.

The 1940s: World War II Stops Play

- Like many other institutions across the nation, Miami dropped intercollegiate basketball during the war years of 1942-45.
- Morris returned as head coach along with the program in 1946 and was the UM mentor until 1952 when Dave Wike took over for a two-year stint as the UM coach.

The 1950s: UM's Glory Years

- In 1954, the University named Bruce Hale as its head basketball coach. The retired Air Force captain and former professional basketball star held the UM head coaching post for 13 seasons, leading the Hurricane

program through its glory years of intercollegiate basketball. Before the end of Hale's tenure in 1967, the Hurricanes won 220 games and lost 112 for a .663 winning percentage. Hale's first Miami team turned in a 9-11 record, but there were no other losing campaigns in the next 12 years. The streak of non-losing seasons extended through the 1968-69 season – marking 14 consecutive campaigns of .500 basketball or better.

- Hale's 1959-60 club was the first UM men's basketball team to advance to the NCAA Tournament and finish the season ranked in the Associated Press Top 10. The team ran its record to 23-3 before bowing out to Western Kentucky, 107-84, in the first round of the tournament.
- During that historic 1959-60 NCAA Tournament year, junior guard Dick Hickox became the first UM basketball player to earn All-America recognition. Hickox averaged 22.1 points per game during that season en route to becoming a second-team AP and UPI All-American.

The 1960s: Rick Barry's All-American Years

- The Dick Hickox-led Hurricanes of 1960-61 returned to postseason play – falling in the first round of the NIT to Saint Louis, 58-56. The 1960-61 squad compiled a 20-7 record.
- In 1962-63, Miami advanced to the second round of the NIT before falling to Providence, 106-96. An opening round NIT victory over St. Francis (N.Y.), 71-70, marked the first Miami victory in postseason play.
- From 1962 through 1965, Miami recorded three-consecutive 20-win seasons, rolling up a composite record of 65-16. The star of these Hurricane glory teams was a brilliant scorer named Rick Barry.
- In 1964-65, Barry became the Hurricanes' only consensus All-America selection. The 6-7, 200-pound native of Roselle Park, N.J., led the nation in scoring with a 37.4 average in his senior season. He went on to become the only player in basketball history to win single-season scoring titles in the NCAA, ABA and NBA. He was inducted into the Basketball Hall of Fame in Springfield, Mass., in 1986.
- The 1964-65 Miami squad, led by Barry's scoring brilliance, established a new NCAA scoring record by averaging 98.4 points per game. The Canes, however, were not allowed to participate in the NCAA Tournament that year – after posting a 22-4 record – because of recruiting violations.
- Bruce Hale resigned after 1966-67 and assistant Ron Godfrey assumed the head coaching responsibilities.

The 1970s: First Era Ends

- Don Curnutt closed out his Miami basketball career in 1970 as the Hurricanes' third player to receive All-America recognition.
- Feb. 27, 1971 – The last victory by a Miami men's basketball team for 14 years came in the second-to-last game of the season, a 100-94 triumph against Florida

MIAMI BASKETBALL HISTORY

State at home in Dinner Key Auditorium. The Canes shot a season-high 62.5 percent from the floor and all five Miami starters scored in double figures.

- March 1, 1971 – After posting a four-year record of 47-56 at Miami, Ron Godfrey announced his resignation from his post as head basketball coach, effective following UM's final game of the season against nationally-ranked Jacksonville.
- March 2, 1971 – The last game played by a University of Miami men's team until 1985 took place at the Dinner Key Auditorium where one of the largest UM home crowds in years turned out to see the Hurricanes host Jacksonville. The Dolphins handed Miami a 94-75 loss that remained as UM's last contest for the next 14 years.

1983: UM Commits To Rebuild

- July 15, 1983 – Sam Jankovich was named athletic director at the University of Miami. Coming to UM after a successful stint as the athletic director at Washington State, Jankovich immediately announced that the resurrection of men's basketball at Miami would be his primary priority in the early months of his tenure, enabling UM to have "one of the nation's most complete and visible overall programs in the country."
- Oct. 12, 1983 – The University of Miami Board of Trustees unanimously voted to reinstate men's basketball. The Board made the decision after reviewing a report submitted by Jankovich, which stated that men's basketball can be a revenue-producing venture. Moreover, nearly \$500,000 had already been raised in support of bringing basketball back to the University. It was also announced that the Hurricanes would be ready to compete on the Division I level in the 1985-86 season, and the downtown James L. Knight Center was home for the reborn program. "This is an exciting day for the University and for the athletic program," UM President Edward T. Foote II said. "And we are keeping in mind the priorities of academics first and athletics second ... we are pleased that the changes in the economics of intercollegiate basketball allow the University to resurrect one of the country's most popular sports. We look forward to welcoming these Hurricanes home again."

1984: Foster Hired As Coach

- March 21, 1984 – Bill Foster, a 47-year-old native of Hemingway, S.C., was named the seventh men's basketball coach at the University of Miami. Foster came to Miami after 19 years as a head coach at Shorter College, Charlotte and Clemson. Foster also announced that Clint Bryant, a long-time assistant at Clemson, would also join the Miami staff.
- April 9, 1984 – Foster announced the hiring of a second assistant coach, Seth Greenberg, who was serving as an assistant coach to Terry Holland at Virginia.

- April 16, 1984 – Tim Harvey, a 6-10, 240-pound center, became the first basketball player to commit to the University of Miami in over 14 years. The Plainfield, N.J., native announced that he would transfer to Miami after spending two seasons in the Georgia Tech program.
- July 1, 1984 – A third assistant coach was hired to complete the basketball staff. Miami native Cesar Odio returned home after serving as an assistant coach at his alma mater, Florida Southern.
- Oct. 11, 1984 – Nearly one full year after the announcement that basketball would return to the University, Athletic Director Sam Jankovich announced that a million dollar-plus practice facility would be constructed on the Coral Gables campus. The new all-purpose structure – located between the Hecht Athletic Center and the Greentree Track would be funded through a gift from the James L. Knight Charitable Trust.
- The first phase of the 1985-86 basketball schedule was also announced on this day, and the lineup included such perennial powers as North Carolina, Georgia, Notre Dame, Marquette and Dayton.
- Oct. 15, 1984 – The first men's basketball practice session in more than 12 years was held on the patio in the center of campus. More than 200 members of the student body participated.

1985: Miami Tips Off Again

- April 25, 1985 – Foster announced that UM's 1985-86 basketball roster would include nine freshmen, one sophomore and one junior, as the spring signing period ends for NCAA basketball.
- Oct. 15, 1985 – Basketball practice officially begins at the University of Miami in the Knight Sports Complex.
- Nov. 12, 1985 – The Knight Sports Complex was dedicated at a gala banquet that was held on the basketball courts of the new structure. CBS basketball analyst Billy Packer served as the evening's guest speaker for an event which welcomed more than 500 guests to the on-campus home of Hurricane basketball. The facility served as the practice home to the men's and women's basketball programs, while also housing the men's basketball coaching staff offices.
- Nov. 22, 1985 – The brand new era of Hurricane basketball was ushered in by a young UM squad which defeated The Citadel, 85-77, in front of a sellout crowd of 4,984 at the Knight Center. Dennis Burns (24 points), Kevin Presto (22) and Eric Brown (21) combined to lead the Miami offense, while Bryan Hughes enjoyed the distinction of scoring Miami's first point in 14 years (a free throw with 18:34 remaining in the first half).
- Nov. 30, 1985 – Miami stuns 1985 NCAA Tourney participant Georgia with a thrilling 81-78 victory to capture the first AMI Classic Championship at the Knight Center.

MIAMI BASKETBALL HISTORY

End of the 1980s: UM Moves Forward, Upsets Top 20 Teams

- March 5, 1986 – An 84-62 loss to Marquette in Milwaukee closed the Hurricanes' first season since 1970-71. Miami finished the year with a 14-14 record, giving Bill Foster his 19th non-losing record in 20 years as a collegiate head coach.
- The 1986-87 season – Though still considered "America's Youngest Team," Miami compiled a 15-16 slate – recording upset victories against Marquette, Stanford and Florida State, while losing by only four points to future BIG EAST foe Providence – a team that advanced to the NCAA Final Four.
- April 12, 1988 – Athletic Director Sam Jankovich announces plans to move Hurricane Basketball to the new \$56 million Miami Arena. Also home to the NBA's Miami Heat, the state-of-the-art basketball facility signified a new era in the rise of basketball in South Florida.
- Dec. 10, 1988 – A crowd of 6,654 watch the Hurricanes run neck-and-neck for 40 minutes with ACC powerhouse Duke, falling 117-102. Blue Devil Danny Ferry needs a superhuman performance to stop the Canes as he connects on 23-of-26 shots en route to 58 points. Ferry later calls Miami "a definite top-40 team."
- Jan. 12, 1989 – Joel Warren's free throw, his only point of the evening, with two seconds remaining clinches Miami's first victory over a top-20 team as the Canes upset defending national champion and No. 16-ranked Kansas, 87-86, at the Miami Arena.
- March 6, 1989 – The Hurricanes post an 89-82 win against FIU in the inaugural Carnival Miami Cup. The win leaves Miami with a 19-12 slate, the best record in 24 years and 10 seasons at Miami. Eric Brown ends his Miami career with 2,270 career points, just 28 behind All-American Rick Barry's Hurricane record of 2,298.

Early 1990s: Hamilton Hired, UM Joins BIG EAST

- April 2, 1990 – UM Athletic Director Sam Jankovich ends a national search for a new coach that spanned an entire season with the hiring of Leonard Hamilton from Oklahoma State.
- Oct. 10, 1990 – On the combined recommendation of President Edward T. Foote and Athletic Director Sam Jankovich, the University's Board of Trustees unanimously votes to accept an invitation to become the 10th member of the BIG EAST Conference in time for the 1991-92 season.
- Jan. 2, 1992 – Miami tips off its inaugural BIG EAST contest at Connecticut's Gampel Pavilion.
- Jan. 14, 1992 – In the first home conference game in UM history, the Hurricanes stunned perennial BIG EAST power St. John's, 45-42. The UM victory would ultimately cost the Redmen the outright conference championship as they completed the regular season in a tie with Georgetown and Seton Hall.

- April 28, 1992 – Hamilton takes another giant step in the development of Miami basketball with the completion of his second recruiting class. Six prep standouts, including Steven Edwards of Miami Senior High School, make up the class that ranked No. 4 in the nation.
- Jan. 2, 1993 – For the second-consecutive season, Miami opens its home BIG EAST schedule with a victory, as the Hurricanes upset No. 10 Georgetown, 80-69.
- March 6, 1993 – Miami finishes the regular season with a thrilling 77-76 win over Villanova at Miami Arena. The victory gives Miami a 7-2 record in home BIG EAST games and an increase of six victories over the Hurricanes' first season in conference play (1-17 to 7-11) – the third-largest jump in BIG EAST history.

1995: UM Enjoys a Banner Year

- Jan. 11, 1995 – Miami stuns St. John's, 82-79, in a nationally televised game on ESPN to record its first BIG EAST road victory. Freshman Kevin Norris led the way with a 21-point, eight-rebound performance.
- Feb. 28, 1995 – A 76-68 overtime win over Pittsburgh was the Hurricanes' ninth league victory of the season, assuring them of their first .500 league season and putting UM over the .500 mark (9-8) for the first time in BIG EAST play. The win also gave Miami at least a .500 overall season for the first time since the 1988-89 campaign.
- March 4, 1995 – A record UM crowd of 11,263 pours into Miami Arena to watch the Hurricanes take on fourth-ranked Connecticut in the regular-season finale. Miami, who lost a tough 75-67 decision, finished the season with a 9-9 record in BIG EAST play, establishing a new conference record for single-season improvement. Miami's nine-win conference increase tied Louisiana Tech for the best conference improvement in the nation.
- March 6, 1995 – UM President Edward T. Foote II and Ryder System, Inc. Chairman, President and Chief Executive Officer M. Anthony Burns announce that Ryder System, Inc. has committed approximately \$9 million to the development of The RYDER Center, an on-campus multipurpose facility which will serve as the future home of UM basketball.
- March 9, 1995 – Head Coach Leonard Hamilton is named BIG EAST Conference Coach of the Year.
- March 15, 1995 – UM makes its first postseason appearance in 31 years with a National Invitation Tournament contest at Penn State.
- March 21, 1995 – Leonard Hamilton earns his second coach of the year honor as United Press International tabs Hamilton National Coach of the Year.
- June 28, 1995 – Constantin Popa becomes the 12th Hurricane to be chosen in the NBA Draft as the Los Angeles Clippers select him in the second round with the 53rd overall pick.

MIAMI BASKETBALL HISTORY

The Mid 90s: UM Moves Forward

- Feb. 10, 1996 – Steven Edwards became The BIG EAST Conference all-time leader in 3-point field goals made in league play (167) when he connected on a trey with 5:39 left against Boston College. Edwards finished his career with 178 3-point field goals in BIG EAST play.
- Feb. 20, 1996 – Steve Rich turned in one of the greatest individual performances in UM history, scoring a career-high 43 points and grabbing 13 rebounds as the Canes rallied from a 12-point second-half deficit to defeat St. John's, 96-91, in double overtime at the Miami Arena. Rich, who had 22 points in the second half, sent the game into overtime with a six-foot jumper with 3.6 seconds left in regulation. Rich also sent the game into double-overtime when he hit a free throw with 36 seconds remaining in the first overtime. He put UM ahead to stay with a pair of free throws with 3:52 remaining in the second overtime.
- Jan. 11, 1997 – Kevin Norris hits two free throws with 0.8 seconds remaining to give Miami a 61-59 win against ninth-ranked Villanova. The win was the Hurricanes' first road win against a ranked opponent.

1997-98: Miami Returns To NCAA Tournament

- Nov. 21, 1997 – Miami defeats 17th-ranked Charlotte, 89-72, at Miami Arena, marking the highest ranked non-conference opponent the Hurricanes have defeated since 1989.
- Dec. 22, 1997 – UM improves to 9-0, tying the school record for consecutive victories to open a season, with a 65-57 win at Memphis.
- Jan. 6, 1998 – Miami knocks off No. 8 Connecticut, marking the highest-ranked opponent UM has defeated in Miami Arena.
- Feb. 4, 1998 – Kevin Norris records one steal against Providence to move into first place on Miami's career steals list. Norris surpassed Jerome Scott, who recorded 187 steals from 1988-92.
- March 3, 1998 – Tim James is named to the All-BIG EAST First Team, becoming the first Hurricane to be named first-team all-conference.
- March 8, 1998 – Miami receives its first NCAA Tournament bid since 1960. The Hurricanes were seeded 11th in the South Region.
- March 13, 1998 – No. 6 seed UCLA defeats Miami, 65-62, in the opening round of the NCAA Tournament at the Georgia Dome in Atlanta. The game aired nationally on CBS and was Miami's first national appearance on network television since 1988.

1998-99: Miami's Breakthrough Season

- Jan. 18, 1999 – Miami debuts at No. 25 in the Associated Press Poll. The ranking marks the first for Miami by the AP since 1960.
- Jan. 20, 1999 – Miami plays No. 1 Connecticut in front of a school-record crowd of 15,147 at Miami Arena.

John Salmons' 3-point attempt rolled in-and-out at the buzzer as UConn held on for a 70-68 overtime win.

- Feb. 8, 1999 – Miami knocks off No. 18 Syracuse, 76-63, marking the Canes' first win at the Carrier Dome.
- Feb. 20, 1999 – Miami defeats No. 2 Connecticut, 73-71, snapping the Huskies 16-game win streak at Gampel Pavilion. With the win, Miami becomes the first team in BIG EAST history to defeat Georgetown, St. John's, Syracuse and Connecticut on the road in the same season.
- Feb. 23, 1999 – Miami defeats Pittsburgh, 85-52, improving UM's record to 20-5 on the season. The 20-win season is the first for Miami since 1964-65.
- March 1, 1999 – Miami moves up to ninth in the AP poll, marking the Hurricanes' first top-10 ranking since March 1, 1960.
- March 1, 1999 – Tim James and Johnny Hemsley are both named to the All-BIG EAST First Team.
- March 2, 1999 – James is named BIG EAST Co-Player of the Year with Connecticut's Richard Hamilton, Hemsley is named the BIG EAST Most Improved Player and Leonard Hamilton is named the BIG EAST Coach of the Year for the second time of his career.
- March 7, 1999 – Miami receives its second-consecutive NCAA Tournament bid and is seeded No. 2 in the East Region – the highest seed in school history.
- March 8, 1999 – James is named to the All-America Third Team by the Associated Press, becoming the fourth Hurricane in school history to earn All-America honors.
- March 12, 1999 – Miami defeats Lafayette, 75-54, in its first-round game at the FleetCenter in Boston. The win marks the first NCAA Tournament victory in school history and ties the school record for wins in a season (23). Hemsley set a school record and tied the East Regional record by connecting on nine 3-pointers.
- March 14, 1999 – Miami's NCAA Tournament run ends with a 73-63 loss to Purdue.
- June 30, 1999 – James is selected by the Miami Heat with the 25th pick of the first round in the 1999 NBA Draft. James was the first Hurricane to be selected in the first round since 1965.

1999-2000: Hurricanes Beast of the BIG EAST

- Nov. 8, 1999 – Hurricanes debut at No. 25 in the preseason Associated Press poll, marking the first preseason AP ranking in UM history.
- Feb. 19, 2000 – UM defeats No. 18 Connecticut, 63-57, becoming the first school in BIG EAST history to win consecutive games at Gampel Pavilion in Storrs, Conn.
- March 5, 2000 – Miami defeats No. 18 St. John's, 74-70, in overtime to capture the BIG EAST regular-season championship.
- March 10, 2000 – Vernon Jennings hands out eight assists against St. John's to move into first place on UM's career assists list. Jennings would end his career

MIAMI BASKETBALL HISTORY

with 520 assists.

- March 12, 2000 – UM receives its third consecutive NCAA Tournament bid, earning the No. 6 seed in the South Region.
- March 19, 2000 – Miami defeats No. 18 Ohio State, 75-62, in the second round of the NCAA Tournament to advance to the Sweet 16 for the first time in school history. The win is UM's 23rd of the season, tying the school record for wins in a season.
- March 24, 2000 – Tulsa defeats Miami, 80-71, in the South Regional semifinal to end the Hurricanes' season. Miami finished with a 23-11 record.
- April 4, 2000 – Miami ends the season ranked 23rd by the AP and No. 20 in the USA Today/ESPN poll.
- June 15, 2000 – Leonard Hamilton steps down as head coach to accept the head coaching job with the NBA's Washington Wizards.
- July 6, 2000 – After a nationwide search, Perry Clark, formerly of Tulane, is named the ninth head basketball coach at the University of Miami.

The Perry Clark Era Begins

- Nov. 18, 2000 – UM defeats Florida Atlantic, 76-59, marking Clark's first win at Miami. Darius Rice scores 26 points, establishing a UM freshman record for most points scored in a season opener.
- Dec. 9, 2000 – Rice scores a UM freshman record 35 points in the Hurricanes' 83-72 win over UCF.
- Jan. 10, 2001 – Rice establishes a UM freshman record with seven 3-pointers in an 85-74 loss at Virginia Tech. Rice scores 31 points, becoming the first freshman in UM history to record two 30-point games in a season.
- March 11, 2001 – Miami receives a bid to the National Invitation Tournament. The postseason berth is the fifth straight for Miami and sixth in the last seven seasons.

2001-02: Miami's Record-Breaking Season

- Nov. 20, 2001 – Miami defeats Clemson, 67-65, in the championship game of the Virgin Islands Paradise Jam. The tournament championship is the Hurricanes' first since the 1988 Eastern Airlines Palm Beach Classic. John Salmons is named the tournament's MVP, while Darius Rice was named to the all-tournament team.
- Dec. 18, 2001 – Miami improves to 10-0 on the season, setting a school record for consecutive wins to open a season, following a 90-62 win against Florida A&M.
- Dec. 30, 2001 – Miami defeats St. Francis (Pa.), 71-48, concluding non-conference play at 13-0. The perfect non-conference record is the first in school history.
- Jan. 2, 2002 – Miami defeats No. 24 Georgetown, 79-71, tying the school-record for consecutive victories (14-0).
- Jan. 19, 2002 – The Hurricanes rally from a 13-point second-half deficit to defeat Providence, 102-96, in

overtime. The 13-point second-half comeback tied the UM BIG EAST record.

- Feb. 4, 2002 – The Hurricanes reach a season-high national ranking of 12th by the Associated Press and 11th in the ESPN/USA TODAY Poll.
- March 4, 2002 – John Salmons and Darius Rice are named to the All-BIG EAST Second Team while James Jones earns third team honors.
- March 5, 2002 – Salmons receives the first BIG EAST Sportsmanship Award.
- March 7, 2002 – The Hurricanes establish a new school-record for wins in a season (24) with an 84-76 overtime win over Georgetown in the quarterfinals of the BIG EAST Tournament.
- March 10, 2002 – Miami receives a bid to the NCAA Tournament, earning the No. 5 seed in Albuquerque, N.M.
- March 14, 2002 – The season ends with a 93-80 loss to Missouri in the NCAA Tournament. The Canes end the season with a 24-8 record while setting season records in 3-point field goals (236), 3-point field goal attempts (684) and blocked shots (190).

2002-03: A New Home for Miami Basketball

- Jan. 4, 2003 – Miami christens the \$48 million Convocation Center with a thrilling 64-61 overtime win against North Carolina.
- Jan. 20, 2003 – Darius Rice scores a career-high 43 points, including a steal and three-point basket as time expires to knock off 11th-ranked Connecticut, 77-76, at the Convocation Center. The 43 points scored by Rice remains a record at the facility.
- March 6, 2003 – James Jones is named Second Team Verizon Academic All-America.
- June 26, 2003 – James Jones is selected in the second round of the NBA Draft by the Indiana Pacers.

2003-04: BIG EAST Era Comes to End

- Feb. 7, 2004 – Darius Rice starts his 109th game as a Hurricane, setting a new UM record. Rice would end his career with 113 career starts at Miami.
- Feb. 19, 2004 – Rice is named First Team All-District 6 by the NABC for the third-straight season, the first Hurricane to be named First Team All-District three times.
- March 6, 2004 – Rice scores 16 points against West Virginia in his final game as a Hurricane to finish with 1,865 points, fourth most in UM history. Miami ends the season with a 14-16 record.
- March 26, 2004 – Perry Clark is dismissed from his head coaching duties at the University of Miami.
- April 12, 2004 – Frank Haith is named the University of Miami's 11th head men's basketball coach.
- July 1, 2004 – The University of Miami officially becomes a member of the Atlantic Coast Conference.

MIAMI BASKETBALL HISTORY

2004-05: The ACC/Frank Haith Era Begins

- Nov. 20, 2004 – Miami defeats Wofford, 67-64, for Frank Haith's first victory at UM.
- Nov. 29, 2004 – Anthony King records the first triple-double in UM history with 11 points, 10 rebounds and an ACC-record 13 blocked shots against Florida Atlantic.
- Dec. 4, 2004 – The Hurricanes knock off 19th-ranked Florida, 72-65, in Gainesville, Fla., marking Miami's first win at UF since Jan. 10, 1963.
- Jan. 6, 2005 – Miami plays its first ACC game, falling 80-69 at Georgia Tech.
- Jan. 9, 2005 – Miami records its first ACC win, defeating NC State, 67-66, in front of a sellout crowd at the Convocation Center.
- Jan. 12, 2005 – The Hurricanes record their first ACC road win with a 91-80 victory at Virginia.
- March 13, 2005 – The Hurricanes receive a bid to the National Invitation Tournament.
- March 14, 2005 – Frank Haith is named NABC District 6 Coach of the Year – the first UM coach to earn District Coach of the Year honors.

2005-07

- Nov. 16, 2005 – The University of Miami and BankUnited enter into a 10-year agreement to rename the Convocation Center the BankUnited Center.
- Jan. 14, 2006 – Miami knocks off No. 20 North Carolina, 81-70, in Chapel Hill, N.C., marking the Hurricanes' first win at the Dean Smith Center.
- March 9, 2006 – The Hurricanes win their first ACC Tournament game, defeating Clemson, 66-63, in Greensboro, N.C.
- March 15, 2006 – Miami downs Oklahoma State, 62-59, in the opening round of the NIT at the BankUnited Center in the first postseason game hosted by the Hurricanes.
- June 28, 2006 – Guillermo Diaz is selected in the second round of the NBA Draft by the Los Angeles Clippers with the 52nd overall pick.
- March 5, 2007 – Jack McClinton, who concluded the 2006-07 regular season ranked first in the ACC in three point percentage (.438), three-pointers made per game (2.93) and free throw percentage (.896), earns Third Team All-ACC honors.

2007-08: Canes Return to NCAA Tournament

- Nov. 18, 2007 – Miami uses a 64-58 win over Providence to claim the inaugural Puerto Rico Tip-Off Championship title. Junior Jack McClinton is named to the all-tournament team.
- Dec. 17, 2007 – After nine-straight wins, Miami jumps into the top 25 in a pair of national polls – No. 22 in both the USA TODAY/ESPN Coaches Poll and in the AP Poll. It is the program's first ranking since a No. 21 showing in both polls the week of March 10, 2002.

- Feb. 20, 2008 – Sophomore Dwayne Collins scores a career-high 26 points to lead Miami to a 96-95 win over No. 4/5 Duke at the BankUnited Center – UM's first win over the Blue Devils in 45 years.
- March 10, 2008 – Jack McClinton becomes the first Hurricane named to the All-ACC First Team. He also is the only first-team pick to also earn All-ACC Academic Team honors.
- March 16, 2008 – Miami earns the No. 7 seed in the NCAA Tournament in Little Rock, Ark.
- March 21, 2008 – Jack McClinton scores a career-high 38 points, including 32 in the second half, to lead Miami past Saint Mary's, 78-64, in NCAA first-round play.
- March 23, 2008 – Miami's season comes to a close with a 75-72 loss to second-seeded and seventh-ranked Texas in the NCAA's second round.

2008-11

- 2008 Preseason – Miami opened the season ranked among the nation's top 25 in both preseason polls for just the second time. The Hurricanes were No. 16 in the preseason USA TODAY/ESPN Top 25 Coaches' Poll – tying the highest preseason ranking in program history – and No. 17 in the preseason Associated Press Poll.
- Dec. 6, 2008 – Miami defeats Kentucky, 73-67, at Rupp Arena in front of 24,109 fans to mark the Canes' first win at Rupp Arena. UM's 20-point halftime lead (46-26) was the largest by an opponent at Rupp since 1980.
- Feb. 4, 2009 – Miami wins its second game of the season over a ranked opponent, routing No. 6/7 Wake Forest, 79-52, for the program's largest margin of victory (27 points) over a ranked opponent and its largest margin of victory in ACC play.
- March 9, 2009 – For the second-straight season, Jack McClinton is named First-Team All-ACC and is the only All-ACC honoree to also earn All-ACC Academic Team recognition. He closed his career as the ACC's all-time leader in 3-point field goal percentage (.440) and ranked second in career free-throw percentage (.900).
- March 18, 2009 – McClinton hits a career-high tying seven 3-pointers and scores 25 points to lead Miami to a 78-66 victory over Providence in the first round of the NIT, breaking his own school record for 3-pointers in a season. (He closed the season with 101 and his career with a UM-record 286 treys).
- March 2009 – The Hurricanes' new on-campus practice facility opens.
- April 2, 2009 – McClinton wins the men's three-point championship at the 21st Annual College Slam Dunk and Three-Point Championships in Detroit.
- June 26, 2009 – McClinton is selected by the San Antonio Spurs with the 51st pick in the second round of the 2009 NBA Draft.
- Nov. 22, 2009 – James Dews scores 22 points and tournament MVP Dwayne Collins adds 17 points and 15 rebounds to lead Miami past South Carolina, 85-70, in

MIAMI BASKETBALL HISTORY

the championship game of the Charleston Classic.

- Feb. 17, 2010 – During halftime of the Canes' game versus Duke, UM paid tribute to three Hurricane greats with the institution of honored jerseys. Jack McClinton (2006-09), Don Curnutt (1967-70) and Dick Hickox (1958-61) had their jerseys raised to the rafters of the BankUnited Center, next to the retired jerseys of Rick Barry and Tim James.
- March 12, 2010 – 12th-seeded Miami continued its run in the ACC Tournament with a 70-65 victory over Virginia Tech. It marked the first time in program history that UM advanced to the tournament semifinals.
- May 6, 2010 – Former Hurricane Will Allen was selected as one of the world's 100 most influential people by TIME Magazine for work with his non-profit group Growing Power.
- June 25, 2010 – Dwayne Collins is selected by the Phoenix Suns with the 60th pick of the 2010 NBA Draft.
- April 4, 2011 – Frank Haith resigns from his post as head coach at the University of Miami.



2011-12 – Jim Larrañaga Era Begins

- April 22, 2011 – UM Director of Athletics Shawn Eichorst announces the hiring of Jim Larrañaga as the 12th head coach of the men's basketball program.
- September 22, 2011 – Larrañaga is inducted into the New York City Basketball Hall of Fame, in a ceremony held at the New York Athletic Club.
- Nov. 11, 2011 – Larrañaga earns his first victory as the head coach at Miami with a 69-58 win over Tennessee Tech at BankUnited Center.
- Jan. 18, 2012 – Larrañaga picks up his first ACC victory with a 76-73 win over Clemson.
- Feb. 5, 2012 – Miami upsets No. 7/5 Duke, 78-74 in overtime, for the Canes' first-ever win at Cameron Indoor Stadium. Reggie Johnson led the way with 27 points and 12 rebounds.
- March 3, 2012 – With a 77-56 win over Boston College, Miami earns its best finish and record ever in the ACC, tied for fourth with a 9-7 league mark.
- March 20, 2012 – Miami earns its 20th win of the

season, rolling past Valparaiso, 66-50, in the first round of the NIT.

- March 30, 2012 – DeQuan Jones opened the 2012 Denny's Slam Dunk Contest with a perfect score of 40 from the on-site judges in the 24th Annual State Farm College Slam Dunk Championships.

2012-13: A Historic Season

- Jan. 4, 2013 – Jim Larrañaga earns his 500th career coaching victory in a win at Georgia Tech.
- Jan. 23, 2013 – Miami upsets No. 1 Duke, 90-63. It was both UM and Larrañaga's first win over a top-ranked team. UM was the first team to beat a No. 1 team by 20-plus points in the 21st century.
- Feb. 9, 2013 – Miami improves to 10-0 in conference play with an 87-61 victory over North Carolina in front of a sold-out home crowd. Miami is the first team to beat Duke and UNC by 25 points since the start of ACC play in 1953. Miami is also the first team to beat Duke and UNC by 20-plus points in the same season since Maryland in the 1974-75 season.
- Feb. 11, 2013 – Following the win over UNC, Miami soars to a No. 3/4 rank, receiving a record 17 first-place votes in the AP poll. The last time UM received No. 1 votes came on March 1, 1960, when the Canes tallied seven first-place votes and stood No. 8 in the poll.
- Feb. 18, 2013 – Miami earns a program-best No. 2 ranking in the the AP and USA TODAY Coaches polls.
- March 9, 2013 – With a win over Clemson, the Hurricanes clinch the ACC regular-season championship and the top seed in the ACC tournament. It marked the first outright conference title in school history.
- March 11, 2013 – Shane Larkin, Kenny Kadji and Durand Scott are selected as All-ACC performers by the Atlantic Coast Sports Media Association. Scott was selected the ACC's Defensive Player of the Year while Larkin was on the All-Defensive Team and Larrañaga was Coach of the Year.
- March 12, 2013 – The ACC coaches select Larrañaga Coach of the Year, Larkin Player of the Year and Scott Defensive Player of the Year. Larkin (1st), Kenny Kadji (2nd) and Scott (H.M.) each earned a spot on the inaugural Coaches All-ACC Basketball Team.
- March 17, 2013 – Miami claims its first ACC Tournament title with a sweep of Boston College, NC State and North Carolina in the Greensboro Coliseum. Miami became the first school since 1974 to win the ACC outright regular-season and tournament titles in the same season. Miami was the first ACC school outside of the state of North Carolina to do so. Shane Larkin was named the ACC Tournament MVP.
- March 17, 2013 – Miami earned the No. 2 seed in the East Region in the NCAA Tournament. Miami's No. 2 seed was tied for the highest in program history.
- March 22, 2013 – With a 78-49 win over 15-seed Pacific in Austin, Texas, Miami records its largest margin

MIAMI BASKETBALL HISTORY



of victory in an NCAA tourney game.

- March 24, 2013 – Miami downed 7-seed Illinois, 63-59, to advance to the Sweet 16 for only the second time in school history (2000). The win pushed the Hurricanes' single-season school-record total to 29.
- March 28, 2013 – Miami's season ends with a 71-61 loss to Marquette in the Sweet 16 in Washington, D.C.
- April 8, 2013 – Postseason awards roll in for the Hurricanes as Larrañaga was named AP, Naismith and USBWA Henry Iba National Coach of the Year. He was also USBWA District IV, NABC All-District II and Basketball Times South District Coach of the Year. Larkin was named the Lute Olson National Player of the Year and an All-American by the AP (second team), John Wooden, Sporting News (third team), NABC (second team), Lute Olson, Lefty Driesell (defensive) and ESPN (second team).
- April 18, 2013 – The State of Florida honors Larrañaga and the men's basketball team with two resolutions, recognizing April 18, 2013, as "University of Miami Hurricanes Men's Basketball Team Day" in Florida. Each resolution was read and presented on the full floor of the Florida House of Representatives and the state senate.
- June 27, 2013 – Larkin was selected with the 18th overall pick by the Atlanta Hawks in the NBA Draft.

2014-15

- Nov. 17, 2014 – Angel Rodriguez scores 24 points, including a falling-down 3-pointer with 16 seconds remaining, as Miami overcame a 15-point deficit to upset No. 8/7 Florida, 69-67.
- Nov. 23, 2014 – Miami defeats Charlotte, 77-58, to win its second Charleston Classic championship. Angel Rodriguez was named the classic's Most Valuable Player.
- Jan. 13, 2015 – Miami shot 67 percent after halftime to upset No. 4 Duke, 90-74, snapping the Blue Devils' 41-game homecourt winning streak.
- April 2, 2015 – Miami fell 66-64 in overtime to Stanford in the NIT Championship game in Madison Square Garden.

2015-18: Three Straight NCAA Tourney Appearances

- Nov. 22, 2015 – Angel Rodriguez scored 19 points and Miami took down its second straight ranked opponent, beating No. 22 Butler, 85-75, for the Puerto Rico Tipoff championship. Rodriguez was named the tournament's most outstanding player.
- Nov. 25, 2015 – The Hurricanes' men's basketball season at the BankUnited Center sold out on a season-ticket basis. This marked the first time in Miami Athletics history any team sold out its season.
- Dec. 19, 2015 – The Canes' victory over Charleston marks the 100th win at UM for Jim Larrañaga. Needing only 150 games, Larrañaga was the fastest to accomplish the feat in program history.
- Jan. 11, 2016 – Miami was ranked in the top 10 for the first time since the 2012-13 season – No. 8 by the AP and No. 9 in the USA TODAY Coaches Poll.
- March 6, 2016 – Larrañaga was voted the ACC Coach of the Year for the second time.
- March 7, 2016 – Larrañaga was voted the ACC Coach of the Year by the league's head coaches and the next day earned the US Basketball Writers Association District IV Coach of the Year honors.
- March 13, 2016 – Miami was selected for the NCAA Tournament for the first time since 2013 as the Canes received the No. 3 seed in the South Region.
- March 24, 2016 – Sheldon McClellan scored a game-high 26 points but Miami's season came to an end in a 92-69 loss to eventual national champion Villanova in the South Region semifinal.
- Oct. 11, 2016 – The Miami basketball facility started a \$1.7 million renovation that included upgrades to the locker rooms, student-athlete lounges, office spaces, weight room and practice facility hallways.
- Nov. 4, 2016 – Miami sold out its season ticket allotment at the Watsco Center for the second straight season.
- Dec. 28, 2016 – With a 78-67 win over Columbia, Miami earned its 1,000th program victory.
- Jan. 14, 2017 – Larrañaga won his 600th career game in a victory at Pittsburgh.
- March 17, 2017 – No. 9 seed Michigan State defeated



MIAMI BASKETBALL HISTORY

No. 8 seed Miami in the first round of the NCAA Tournament at the BOK Center in Tulsa, Okla.

- Nov. 10, 2017 – Bruce Brown became just the sixth player in ACC history to record two career triple-doubles with his 10-point, 11-rebound, 10-assist outing against Gardner-Webb.
- Dec. 18, 2017 – The Miami men's basketball program sold out its season ticket allotment at the Watsco Center for the second consecutive season.
- March 11, 2018 – Miami earned a No. 6 seed in the South Region of the NCAA Tournament, matching a program record with its third straight NCAA berth.
- March 15, 2018 – UM's season concluded with a 22-10 record as 11th-seeded Loyola Chicago prevailed, 64-62, on a buzzer-beating 3-pointer.
- June 21, 2018 – Lonnie Walker (No. 18) and Bruce Brown (No. 42) were chosen in the NBA Draft, marking just the third time in program history that Miami had two players selected in the same draft.

Present

- June 20, 2019 – Dewan Hernandez selected in the NBA Draft, giving the Hurricanes a draftee in three consecutive years. Miami joined Duke as the only ACC teams with at least one player picked each year from 2017 to 2019.
- Dec. 2, 2019 – Miami won, 81-79, on the road against an Illinois team that ended the year ranked in the top 25. In doing so, the Hurricanes gave Larrañaga his 650th career victory. He became the 64th coach in college basketball history to reach 650, including the 39th with Division I experience.
- Feb. 19, 2020 – The Hurricanes earned a 102-95 victory at Virginia Tech in the first triple-overtime game in program history. Keith Stone set a program record with 18 rebounds in an ACC game, while three Hurricanes scored 20-plus points, including Isaiah Wong tallying 27 points and 12 rebounds on 14-of-14 shooting at the line.
- March 7, 2020 – Miami topped Syracuse, 69-65, in overtime to finish the year 3-1 in games that needed extra time. It marked the fifth consecutive season the Hurricanes won on senior day.



RECORDS

Team Game & Season Records.....	150
Team ACC Game Records.....	151-153
Team Records by Half.....	154-155
Individual Game/Half/ACC Records.....	156-161
Individual Season Records.....	162-167
Individual Career Records.....	168-172
Opponent Team Game/Half Records.....	173-176
Opponent Individual Game/Half Records.....	177-179
NCAA Tournament Records.....	180-182
Opponent NCAA Tournament Records.....	183-184
NIT Records.....	185-187
Opponent NIT Records.....	188-189
ACC Tournament Records.....	190-192
Opponent ACC Tournament Records.....	193-194
Year-by-Year Team Stats.....	195-197
1,000 Points Club.....	198-200
Annual Leaders.....	201-203
100-Point Games.....	204-205
Overtime Games.....	206-207
Season Openers.....	208-209
Records by Month.....	209
Watsco Center Records.....	210
Home Attendance Figures.....	211-212

TEAM RECORDS – GAME

Most Points Scored	148 vs. Rollins, 2/23/65
Other Top Scoring Games	144 vs. Rollins, 2/12/63
121+ Points	141 vs. Tampa, 2/9/65 136 at Tampa, 12/1/64 134 at Tampa, 1/29/64 128 at Rollins, 1/23/65 127 vs. Jacksonville, 1/16/65 127 at Rollins, 1/28/64 124 vs. Florida Southern, 1/13/65 121 vs. La Salle, 1/23/64 121 vs. Florida Southern, 2/18/60
Most Points Against	127 at UCLA, 12/12/69
Most Points in Loss	113 vs. Oklahoma City, 1/6/62
Largest Margin of Victory	69 (148-79) vs. Rollins, 2/23/65
Highest Total Score	255 (136-119) at Tampa, 12/1/64
Most Players Scoring in Game	14 vs. Florida A&M, 12/10/94
Most Field Goals Made	60 vs. Rollins, 2/23/65
Highest FG Pct.	.667 (24-36) vs. Coppin State, 1/20/88 .667 (32-48) vs. Bethune-Cookman, 12/5/88 .667 (30-45) vs. Birmingham Southern, 12/3/05
3-Point FG Made	18 vs. Coppin State, 12/21/19
3-Point FG Attempts	38 vs. Coppin State, 12/21/19
3-Point Field Goal Pct.	.875 (7-8) vs. UConn, 1/2/92
Most Free Throws Made	46 vs. Tampa, 1956+
Most FT Attempted	61 vs. Kentucky Wesleyan, 1/24/57
Highest Free Throw Pct. (min. 15 FTA)	1.000 (18-18) vs. Maryland, 12/29/64 .970 (32-33) vs. Creighton, 2/10/64**
Most Rebounds	61 vs. Northeastern Illinois, 11/24/95
Most Assists	29 vs. Florida Southern, 11/9/07 29 vs. Lehigh, 1/9/91
Most Steals	21 vs. Savannah State, 11/30/02
Most Blocked Shots	17 vs. Hartford, 12/13/96^^
Most Blocked Shots in a Half	13 vs. Hartford (1st), 12/13/96
Most Turnovers	32 at Georgetown, 1/13/96
Most Personal Fouls	36 vs. Tampa, 1962+
Most Total Fouls (both teams)	73 vs. Tampa, 1965+
Fewest Personal Fouls	5 vs. Rollins, 1962+
Fewest Total Fouls (both teams)	13 vs. Rollins, 1962+

** T-No. 17 in NCAA history (min. 30 FTA)

^^ T-No. 14 in NCAA history

+ Exact game/date unknown

TEAM RECORDS – MISCELLANEOUS

Most Consecutive Games with a Three-Point FGM
354, Dec. 18, 2001 - Dec. 22, 2012

TEAM RECORDS – SEASON

Most Victories	29, 2012-13
Most Defeats	24, 1991-92
Longest Winning Streak	14, 1946-47, 2001-02, 2012-13
Longest Conference Winning Streak	13, 2012-13
Longest Losing Streak	17, 1993-94
Longest Conference Losing Streak	18, 1993-94~

~ Miami lost its first three league games in 1994-95, making it a 21-game multi-season streak

Most Games Over 100 Points	11, 1988-89
Opponent	10, 1988-89
Most Points	2,809, 1988-89
Opponent	2,778, 1988-89
Highest Scoring Average	98.4, 1964-65++
Opponent	96.9, 1969-70
Most Rebounds	1,559, 1962-63
Opponent	1,398, 1959-60
Most Field Goals Made	1,024, 1988-89
Opponent	1,040, 1988-89
Most Field Goals Attempted	2,194, 1963-64
Opponent	2,138, 1967-68
Field Goal Percentage	.492 (1,024-2,083), 1988-89
Opponent	.488 (1,040-2,129), 1988-89
3-Point Field Goals Made	292, 2014-15
Opponent	260, 2018-19
3-Point FG Attempted	816, 2014-15
Opponent	744, 2018-19
3-Point Field Goal Pct	.385 (236-613), 2007-08
Opponent	.408 (151-370), 1986-87
Most Free Throws Made	663, 1959-60
Opponent	597, 1955-56
Most Free Throws Attempted	914, 1956-57
Opponent	909, 1955-56
Free Throw Percentage	.796 (642-807), 1964-65\$\$\$
Opponent	.739 (386-522), 2016-17
Most Assists	583, 1988-89
Opponent	516, 1988-89
Most Steals	287, 1988-89
Opponent	288, 1987-88
Most Blocked Shots	190, 2001-02
Opponent	144, 2000-01
Most Turnovers	575, 1998-99
Opponent	615, 1999-00
Most Personal Fouls	701, 1991-92
Opponent	678, 2007-08

++ No. 20 in NCAA history and first nationally that season
- Miami also led the nation in scoring in 1958-59 with an 87.6-point average

\$\$\$ No. 22 in NCAA history and first nationally that season
- Miami also led the nation in free throw percentage in 1963-64 with a 76.0 clip

NOTE: Miami also led the nation in opponent field goal percentage in 1997-98 with a 37.9 clip against

GAME RECORDS - ACC GAMES ONLY

TEAM HIGHS

POINTS

102	at Virginia Tech.....	2/19/20
96	Duke	2/20/08
95	Virginia	3/1/08
94	at Florida State.....	1/27/18
91	at North Carolina.....	2/27/18
91	at Virginia	1/12/05
90	Duke	1/13/15
90	Duke	1/23/13
90	Maryland	2/1/12
90	Florida State	3/3/07
90	Georgia Tech.....	12/3/06

FIELD GOALS MADE

35	Duke	2/20/08
35	Duke	1/19/05
34	at North Carolina.....	2/27/18
34	at Florida State.....	1/27/18
34	at NC State	1/21/18
34	Florida State	3/3/07
33	at Virginia Tech.....	2/19/20
33	Duke	1/23/13
33	Virginia	3/1/08
32	at North Carolina.....	2/9/19
32	Georgia Tech.....	12/3/06
32	at Florida State	1/29/06
32	at Clemson.....	2/12/05
32	at Wake Forest	1/29/05

FIELD-GOAL ATTEMPTS

79	at Virginia Tech.....	2/19/20
78	Duke	1/15/18
77	Duke	1/19/05
76	at Boston College	1/15/08
73	at NC State	2/29/12
73	Maryland	2/1/12
73	at Duke	2/19/06
73	at Georgia Tech.....	1/6/05

FIELD-GOAL PERCENTAGE

.638 (30-47)	at Florida State	2/13/13
.632 (24-38)	Virginia Tech	1/31/10
.587 (27-46)	at NC State.....	3/1/14
.582 (32-55)	at Clemson	2/12/05
.577 (30-52)	Boston College	2/12/20
.576 (34-59)	at NC State.....	1/21/18
.574 (35-61)	Duke	2/20/08

3-PT FIELD GOALS MADE

17	at Florida State.....	1/27/18
15	at Virginia Tech.....	3/7/15
15	North Carolina	2/9/13

14	at North Carolina.....	2/9/19
13	North Carolina	1/26/11
13	at Wake Forest	1/29/05
12	Virginia Tech.....	1/30/19
12	Boston College	3/3/12
12	Wake Forest	2/18/12
12	Maryland	3/2/11
12	Wake Forest	1/31/06
12	Maryland	1/7/06

3-PT FG ATTEMPTS

34	at Florida State.....	1/27/18
34	at Virginia Tech.....	2/15/14
34	at North Carolina	3/2/10
33	Virginia Tech.....	1/30/19
32	at Florida State	2/26/11
32	at Georgia Tech.....	3/4/09
31	Syracuse	3/7/20
31	at Louisville	1/7/20
31	at Wake Forest.....	2/26/19
31	at North Carolina.....	2/9/19
31	Syracuse.....	2/17/18
31	Wake Forest	2/18/12
31	at Maryland	1/31/09
31	Virginia Tech	1/25/09

3-PT FG PERCENTAGE, MIN. 7 MADE

.727 (8-11)	Louisville.....	2/27/16
.632 (12-19)	Maryland	1/7/06
.600 (15-25)	at Virginia Tech.....	3/7/15
.600 (9-15)	at Duke	2/7/09
.577 (15-26)	North Carolina	2/9/13
.571 (8-14)	at NC State.....	1/23/11

FREE THROWS MADE

31	Florida State.....	2/25/15
30	at Boston College.....	2/16/15
29	at Virginia Tech.....	2/19/20
27	at Boston College	1/10/09
26	Wake Forest.....	2/7/18
26	at NC State	3/1/14
26	Georgia Tech.....	1/12/08
26	at North Carolina	1/14/06

FREE-THROW ATTEMPTS

38	Florida State.....	2/25/15
37	Wake Forest.....	2/7/18
37	at Boston College.....	2/16/15
35	at Virginia	1/12/05
34	Syracuse.....	1/2/16
34	Florida State	2/26/12
34	NC State	3/7/09
34	at North Carolina	1/14/06



GAME RECORDS - ACC GAMES ONLY

FREE-THROW PCT, MIN. 15 ATTEMPTS

.944 (17-18)	at North Carolina	1/25/20
.938 (15-16)	at NC State	1/30/16
.933 (14-15)	Boston College	1/15/11
.917 (22-24)	Maryland	2/23/08
.909 (20-22)	at Virginia	2/20/17
.906 (29-32)	at Virginia Tech	2/19/20
.905 (19-21)	Virginia Tech	1/23/07
.900 (18-20)	North Carolina	2/12/06

REBOUNDS

55	at Virginia Tech	2/19/20
55	at Maryland	1/10/07
53	Clemson	1/27/08
50	Virginia Tech	12/8/13
49	Louisville	1/24/18
49	Duke	1/23/13
48	at Duke	2/5/12
48	at Georgia Tech	3/4/09

ASSISTS

26	at NC State	1/21/18
24	Duke	1/25/16
21	Virginia Tech	2/18/15
21	Virginia	3/1/08
20	Georgia Tech	2/24/19
20	Wake Forest	2/18/12
19	Clemson	2/18/17
19	Florida State	1/27/13
19	Clemson	1/18/12

STEALS

15	at North Carolina	1/22/05
13	Duke	1/15/18
13	at North Carolina	3/2/10
12	Wake Forest	1/23/16
12	Syracuse	1/2/16
12	at Duke	1/13/15
12	Maryland	2/5/05

BLOCKED SHOTS

12	Notre Dame	1/12/17
9	Wake Forest	2/4/09
9	Florida State	1/15/05
8	at Virginia Tech	2/19/20
8	at Pittsburgh	12/30/17
8	at Florida State	2/10/14
8	at Virginia Tech	1/30/13
8	Duke	1/23/13
8	at North Carolina	1/10/13
8	Clemson	1/27/08

TURNOVERS

28	Georgia Tech	2/3/11
24	Florida State	1/18/20
22	Duke	2/17/10
22	Clemson	12/21/08
22	Duke	2/20/08
21	at Georgia Tech	3/6/11

FOULS

31	at Florida State	3/8/08
31	at Duke	2/2/08
27	Virginia Tech	1/23/07

TEAM LOWS

POINTS

40	at Virginia	2/26/14
44	Virginia	3/4/20
44	at Syracuse	1/4/14
45	at Virginia Tech	2/15/14
45	at Clemson	2/17/13
46	at Virginia	2/2/19
46	Duke	1/22/14

FIELD GOALS MADE

12	at Virginia	2/26/14
15	at Virginia	2/20/17
15	at Virginia Tech	2/15/14
16	at Wake Forest	2/2/10
17	at Louisville	1/17/20
17	at Virginia	2/2/19
17	at Syracuse	1/4/14
17	Duke	1/22/14
17	NC State	2/8/14
17	Florida State	1/19/11
17	at Virginia	1/16/10
17	Florida State	2/6/08
17	at Boston College	2/16/06

FIELD-GOAL ATTEMPTS

38	Georgia Tech	2/15/17
38	Virginia Tech	1/31/10
39	Clemson	2/20/11
40	at Syracuse	1/04/14
40	Georgia Tech	2/3/11

FIELD GOAL PERCENTAGE

.259 (15-58)	at Virginia Tech	2/15/14
.261 (12-46)	at Virginia	2/26/14
.279 (17-61)	at Louisville	1/7/20
.296 (16-54)	at Wake Forest	2/2/10
.300 (18-60)	at Duke	1/21/20

RECORDS

GAME RECORDS - ACC GAMES ONLY

3-PT FIELD GOALS MADE

0	at Virginia	2/26/14
1	Duke	2/25/17
1	Virginia	2/19/13
1	at Duke	2/19/06
2	at Georgia Tech	2/29/20
2	Duke	1/4/20
2	at Boston College	1/20/16
2	Duke	1/22/14
2	at Clemson	3/4/14
2	NC State	1/22/12
2	Georgia Tech	1/12/08
2	at Boston College	1/16/07

3-PT FG ATTEMPTS

7	Virginia	2/19/13
8	Duke	2/25/17
8	at Florida State	2/13/13
10	at Boston College	1/20/16
10	Duke	1/22/14
10	at NC State	3/1/14

3-PT FG PERCENTAGE

.000 (0-12)	at Virginia	2/26/14
.091 (1-11)	at Duke	2/19/06
.100 (2-20)	NC State	1/22/12
.105 (2-19)	Georgia Tech	1/12/08
.118 (2-17)	at Georgia Tech	2/29/20
.120 (3-25)	Syracuse	1/2/16

FREE THROWS MADE

2	Virginia	3/4/20
2	at Syracuse	1/4/17
2	at Pittsburgh	1/14/17
2	Florida State	1/15/14
2	at Clemson	3/4/14
2	Wake Forest	2/18/12
2	North Carolina	2/15/09

FREE-THROW ATTEMPTS

2	Virginia	3/4/20
2	North Carolina	2/15/09
3	at Pittsburgh	2/14/17
3	at Georgia Tech	1/24/12
3	Wake Forest	2/18/12
3	Boston College	2/7/07

FREE-THROW PCT, MIN. 10 ATT.

.200 (2-10)	at Syracuse	1/4/17
.364 (4-11)	Louisville	11/5/19
.385 (5-13)	Maryland	1/13/13
.412 (7-17)	at Clemson	2/13/10
.417 (5-12)	at Clemson	2/28/07
.444 (12-27)	Clemson	12/21/08

REBOUNDS

16	Duke	1/14/07
21	at North Carolina	1/25/20
21	at Boston College	12/6/09
22	at Florida State	2/1/15
22	at Florida State	2/13/13
22	North Carolina	2/12/06

ASSISTS

3	at NC State	1/15/20
3	at Virginia	2/26/14
4	at Georgia Tech	2/29/20
4	at Georgia Tech	1/18/14
5	at Clemson	1/13/18
5	Florida State	2/1/17
5	at Virginia	1/7/12
5	at Maryland	2/21/12
5	at Maryland	1/26/10

STEALS

0	at Virginia	1/24/06
1	Syracuse	1/25/14
1	at Duke	3/2/13
1	Virginia Tech	1/25/09
1	at Clemson	2/27/08
1	at Virginia	2/3/07

BLOCKED SHOTS

0	13 times, last vs. Pittsburgh	3/5/19
---	-------------------------------	--------

TURNOVERS

3	at Virginia Tech	2/15/14
3	Boston College	2/22/14
4	Florida State	1/15/14
5	at Louisville	1/7/20
5	Boston College	1/10/15
5	Syracuse	1/25/14
5	at Clemson	3/4/14
5	at Boston College	1/29/12
5	NC State	3/7/09
5	Wake Forest	1/31/06

FOULS

6	Georgia Tech	2/15/17
7	Virginia	2/22/16
7	North Carolina	2/9/13
7	Virginia Tech	2/9/12
8	at Syracuse	1/24/19

TEAM RECORDS BY HALF (SINCE 2004-05)

POINTS

61	Nova Southeastern (1st)	11/16/09
60	Virginia (2nd)	3/1/08
60	Lafayette (1st)	11/25/06

FIELD GOALS MADE

23	Stephen F. Austin (1st)	11/13/18
23	Ole Miss (1st)	11/30/10
22	Florida Southern (1st)	11/9/07
22	Lafayette (1st)	11/25/06
21	at NC State (2nd)	1/21/18
21	Gardner-Webb (2nd)	11/10/17
21	Stetson (2nd)	11/9/12
21	at Clemson (2nd)	2/12/05

FIELD-GOAL ATTEMPTS

46	Florida Southern (2nd)	11/15/08
45	at Duke (1st)	2/19/06
44	Florida Southern (2nd)	11/09/07

FIELD-GOAL PERCENTAGE, MIN. 12 MADE

.739 (17-23)	at Florida State (1st)	2/13/13
.720 (18-25)	vs. Middle Tenn. (2nd)	12/25/17
.706 (12-17)	vs. Florida Atlantic (2nd)	12/17/11
.700 (14-20)	Virginia Tech (1st)	1/31/10
.696 (16-23)	at Hawaii (2nd)	12/22/17
.696 (16-23)	vs. Boston College (2nd)	3/15/13

3-PT FIELD GOALS MADE

12	Coppin State (2nd)	12/21/19
12	Nova Southeastern (1st)	11/16/09
10	at North Carolina (2nd)	2/9/19
10	at Virginia Tech (1st)	3/7/15
10	North Carolina (1st)	2/9/13
10	at Florida Gulf Coast (1st)	11/27/10
10	at Wake Forest (1st)	1/29/05

3-PT FG ATTEMPTS

23	at Maryland (2nd)	1/31/09
21	vs. Clemson (2nd)	3/11/20
21	Coppin State (2nd)	12/21/19
21	Lehigh (1st)	11/9/18
20	Virginia Tech (2nd)	1/30/19
20	at FGCU (1st)	11/27/10
20	at North Carolina (2nd)	3/2/10
20	at Georgia Tech (2nd)	3/4/09

3-PT FG PERCENTAGE, MIN. 7 MADE

.909 (10-11)	at Wake Forest (1st)	1/29/05
.778 (7-9)	at Charlotte (2nd)	11/25/14
.778 (7-9)	North Florida (1st)	12/20/07
.778 (7-9)	Florida Southern (1st)	11/9/07

FREE THROWS MADE

23	at Richmond (2nd)	3/24/15
23	Florida State (2nd)	2/25/15
23	NC State (2nd)	3/7/09
22	Alabama State (2nd)	11/28/07

FREE-THROW ATTEMPTS

32	NC State (2nd)	3/7/09
29	Wake Forest (2nd)	2/7/18

29	Alabama State (2nd)	11/28/07
28	at Richmond (2nd)	3/24/15
28	Florida State (2nd)	2/25/15
28	at Florida State (2nd)	2/10/14

FREE-THROW PERCENTAGE, MIN. 10 MADE

1.000 (16-16)	at Wake Forest (2nd)	2/9/11
1.000 (16-16)	vs. Wofford (2nd)	12/3/17
1.000 (13-13)	at North Carolina (2nd)	1/25/20
1.000 (13-13)	Tennessee Tech (2nd)	12/23/04
1.000 (12-12)	Illinois (2nd)	12/2/14
1.000 (11-11)	at Virginia Tech (2nd)	2/19/20
1.000 (10-10)	at Virginia Tech (1st)	2/19/20
1.000 (10-10)	at North Carolina (2nd)	2/27/18
1.000 (10-10)	Notre Dame (2nd)	2/19/14
1.000 (10-10)	Lafayette (2nd)	11/25/06
1.000 (10-10)	North Carolina (1st)	2/12/06

REBOUNDS

33	at Maryland (1st)	1/10/07
32	NC Central (2nd)	1/3/09
31	Wofford (1st)	11/20/04
31	Florida Southern (2nd)	11/15/08

ASSISTS

17	Nova Southeastern (1st)	11/16/09
16	at NC State (2nd)	1/21/18
16	Lafayette (1st)	11/25/06
16	Alcorn State (1st)	11/14/06
15	Penn (2nd)	1/2/08
15	Florida Southern (1st)	11/9/07

STEALS

10	at Boston College (1st)	1/20/16
10	at North Carolina (2nd)	1/22/05
9	vs. North Carolina (1st)	3/11/11
9	USC Upstate (1st)	11/28/09
9	Penn (1st)	1/2/08

BLOCKED SHOTS

10	Florida Atlantic (1st)	11/29/04
9	Charlotte (1st)	12/14/12
8	vs. VCU (2nd)	11/16/07
7	at Pitt (1st)	12/30/17
7	Notre Dame (1st)	1/12/17
7	Northeastern (2nd)	11/27/15
7	FIU (2nd)	12/12/08
7	South Carolina State (1st)	11/23/04

TURNOVERS

16	Georgia Tech (2nd)	2/3/11
16	Clemson (1st)	12/21/08
14	at Georgia Tech (2nd)	3/6/11
14	at Maryland (1st)	1/26/10

FOULS

24	vs. UCF (2nd)	12/18/10
18	Virginia (2nd)	3/1/08
18	at Clemson (2nd)	2/27/08
18	Virginia Tech (2nd)	1/23/07
18	at Maryland (2nd)	1/10/07

TEAM LOWS BY HALF (SINCE 2004-05)

POINTS

15	at Virginia Tech (1st)	2/15/14
16	vs. Virginia (1st)	2/13/18
16	vs. Marquette (1st)	3/28/13
16	at Florida State (1st)	2/26/11
17	Syracuse (1st)	1/2/16
17	at Virginia (1st)	1/7/12

FIELD GOALS MADE

4	at Virginia (2nd)	2/26/14
4	FGCU (2nd)	11/22/11
5	Syracuse (1st)	1/2/16
5	at Virginia Tech (1st)	2/15/14
5	at Florida State (1st)	2/26/11
5	at Virginia (1st)	1/16/10

FIELD-GOAL ATTEMPTS

14	NC Central (2nd)	3/17/15
15	Georgia Tech (2nd)	2/15/17
15	Jacksonville (1st)	11/16/12

FIELD-GOAL PERCENTAGE

.167 (4-24)	FGCU (2nd)	11/22/11
.172 (5-29)	at Florida State (1st)	2/26/11
.185 (5-27)	at Virginia Tech (1st)	2/15/14
.190 (4-21)	at Virginia (2nd)	2/26/14
.192 (5-26)	Syracuse (1st)	1/2/16

3-PT FIELD GOALS MADE

0	Numerous times	
	Last at Georgia Tech (1st)	2/29/20

3-PT FG ATTEMPTS

1	Duke (2nd)	2/25/17
1	at Florida State (1st)	2/13/13
2	at Maryland (2nd)	2/21/12
2	at FIU (2nd)	12/8/07

3-PT FG PERCENTAGE, MIN. 8 ATT.

.000 (0-11)	Syracuse (1st)	1/2/16
.000 (0-10)	at Rutgers (2nd)	11/21/10
.000 (0-9)	Minnesota (1st)	3/19/12
.000 (0-9)	North Carolina A&T (2nd)	11/22/05
.000 (0-8)	at Georgia Tech (1st)	2/29/20
.000 (0-8)	at George Washington (2nd)	12/16/17
.000 (0-8)	at Richmond (1st)	3/24/15

FREE THROWS MADE

0	Numerous times	
	Last vs. Virginia (1st)	3/4/20

FREE-THROW ATTEMPTS

0	Numerous times	
	Last vs. Virginia (1st)	3/4/20

FREE-THROW PERCENTAGE, MIN. 11 ATT.

.273 (3-11)	FGCU (2nd)	11/25/09
.273 (3-11)	Clemson (1st)	12/21/08
.308 (4-13)	Florida A&M (2nd)	11/16/17
.333 (4-12)	vs. South Carolina (1st)	11/22/09
.400 (6-15)	at Clemson (2nd)	2/13/10
.417 (5-12)	FIU (2nd)	12/12/08
.417 (5-12)	Florida Southern (2nd)	11/9/07

REBOUNDS

6	vs. Florida Atlantic (2nd)	12/17/11
8	at Penn (1st)	12/4/18
8	vs. Middle Tennessee (2nd)	12/25/17
8	at Boston College (2nd)	2/16/15
8	vs. Arizona (1st)	12/23/12
8	at Florida State (1st)	2/6/10
8	Duke (2nd)	1/14/07
8	Duke (1st)	1/14/07

ASSISTS

1	Numerous times	
	Last at Virginia (1st)	2/2/19

STEALS

0	Numerous times.	
	Last at Notre Dame (1st)	2/23/20

BLOCKED SHOTS

0	Numerous times	
	Last at Florida State (2nd)	2/8/20

TURNOVERS

0	Stephen F. Austin (1st)	11/13/18
0	at Virginia Tech (1st)	2/15/14
1	Wake Forest (1st)	2/15/20
1	Louisville (2nd)	11/5/19
1	vs. Virginia Tech (2nd)	3/13/19
1	at Virginia Tech (2nd)	3/8/19
1	Syracuse (2nd)	2/17/18
1	vs. Virginia Tech (2nd)	3/11/15
1	at Syracuse (2nd)	1/24/15
1	Florida State (2nd)	1/15/14
1	Boston College (1st)	2/22/14
1	at Boston College (2nd)	1/16/13
1	at NC State (2nd)	2/2/13
1	Rutgers (2nd)	11/15/11
1	at Virginia (2nd)	1/16/10
1	Boston College (2nd)	3/5/08

FOULS

1	at Notre Dame (1st)	2/23/20
1	Virginia Tech (1st)	2/9/12
2	Virginia (1st)	3/4/20
2	at NC State (1st)	2/4/17
2	Georgia Tech (1st)	2/15/17
2	Florida State (1st)	2/1/17
2	Virginia (1st)	2/22/16
2	vs. Illinois (1st)	3/24/13
2	at Florida State (1st)	2/11/12
2	at Georgia Tech (1st)	3/8/12
2	Valparaiso (1st)	3/14/12
2	Tennessee Tech (1st)	12/23/04

INDIVIDUAL RECORDS - GAME

POINTS SCORED, GAME

1. Rick Barry vs. Rollins, 2/23/65	59**
2. Rick Barry vs. Tampa, 2/9/65	55**
3. Rick Barry vs. Florida Southern, 2/5/65	54**
4. Rick Barry vs. Jacksonville, 1964	52
5. Rick Barry vs. Tampa, 1965	51
Rick Barry vs. Oklahoma City, 1/30/65	51
7. Rick Barry vs. Houston, 2/20/65	50
Rick Barry vs. Rollins, 1/28/64	50
9. Mike McCoy vs. Rollins, 1963	48
10. Sy Chadroff vs. Rollins, 2/14/52	47

** Totals rank No. 16, T-No. 21 and No. 25, respectively, on NCAA scoring list against a non-Division I opponent

FIELD GOALS MADE, GAME

1. Rick Barry vs. Houston, 2/20/65	21
2. Rick Barry vs. Rollins, 1/23/65	20
Rick Barry vs. Rollins, 2/23/65	20
Mike McCoy vs. Rollins, 1963	20
5. Rick Barry vs. Oklahoma City, 1/30/65	19
Mike Wittman vs. Oklahoma City, 1/30/65	19
Rick Barry vs. Rollins, 1/28/64	19
Rick Barry vs. Jacksonville, 1964	19
9. Steve Rich vs. St. John's, 2/20/96	18
Wayne Beckner vs. Tampa, 1965	18
Rick Barry vs. Yale, 12/28/65	18
John Dampier vs. Army, 12/27/63	18
Sy Chadroff vs. Rollins, 1952	18

FIELD GOALS ATTEMPTS, GAME (Since 1985-86)

1. Johnny Hemsley vs. North Carolina, 12/18/99	30
2. Darius Rice vs. Connecticut, 1/20/03	27
3. Jack McClinton at Boston College, 1/15/08	26
4. Joe Wylie vs. George Mason, 11/23/90	26
5. Jack McClinton vs. North Carolina, 2/15/09	25
6. Steve Rich vs. St. John's, 2/20/96	25
7. Dennis Burns vs. Dayton, 3/08/88	25
8. Robert Hite vs. Florida Atlantic, 11/29/04	24
Joe Wylie vs. South Florida, 2/25/91	24
Dennis Burns vs. New Mexico, 2/1/89	24
Dennis Burns vs. Oral Roberts, 2/25/89	24

FIELD GOAL PERCENTAGE, GAME (Since 1985-86)

1. Ebuka Izundu at Virginia Tech, 3/8/19 (8-8).....	1.000
Raymond Hicks vs. NC A&T, 12/23/07 (7-7).....	1.000
3. Sheldon McClellan, vs. S. Ala., 11/28/14 (6-6) .	1.000
Alex Fraser vs. Providence, 1/15/97 (6-6)	1.000
Alex Fraser vs. Syracuse, 1/3/96 (6-6).....	1.000
Jamal Johnson vs. FAMU, 12/4/93 (6-6)	1.000
7. Eric Brown vs. Alabama State, 12/21/87 (15-16) .	.937
8. Eric Brown vs. Bethune-Cookman, 12/5/88 (12-13) .	.923
9. Tim James vs. Memphis, 12/22/97 (11-12).....	.917
Trevor Burton vs. Maine, 11/29/91 (11-12)917

3-POINT FIELD GOALS MADE, GAME

1. Johnny Hemsley vs. Lafayette, 3/12/99	9
2. Samarr Logan vs. Boston College, 12/29/89	8
3. Davon Reed at NC State, 2/4/17	7
Jack McClinton at Providence, 3/18/09	7
Jack McClinton vs. North Carolina, 2/15/09	7
Jack McClinton vs. Virginia, 3/1/08	7
Robert Hite vs. Wake Forest, 1/31/06	7
Robert Hite vs. FIU, 12/7/04	7
Darius Rice vs. Connecticut, 1/20/03	7
Darius Rice vs. Virginia Tech, 2/6/01	7

3-POINT FIELD GOALS ATTEMPTED, GAME

1. Darius Rice vs. Virginia Tech, 2/6/01	15
2. DJ Vasiljevic vs. NC State, 2/5/20	14
Jack McClinton at Providence, 3/18/09	14
Jack McClinton at Georgia Tech, 2/17/08	14
Marcus Barnes vs. Connecticut, 1/20/01	14
6. DJ Vasiljevic vs. Syracuse, 3/7/20	13
Darius Rice vs. Florida State, 12/14/03	13
Steven Edwards vs. Boston College, 2/10/96	13
Steven Edwards vs. Robert Morris, 11/30/94	13
10. 19 occasions.....	12

3-POINT FG PERCENTAGE, GAME, MIN 4 ATT.

1. James Palmer at Virginia Tech, 3/7/15 (5-5).....	1.000
Malcolm Grant vs. NC State, 1/23/11 (5-5)	1.000
Robert Hite vs. Virginia Tech, 1/17/04 (5-5)	1.000
Trevor Burton vs. Georgetown, 12/7/93 (5-5) ...	1.000
Samarr Logan vs. Davidson, 2/10/90 (5-5).....	1.000
Levertis Williams vs. FIU, 3/12/88 (5-5).....	1.000
7. Anthony Lawrence II vs. Notre Dame, 2/3/16 (4-4) .	1.000
Shane Larkin at Purdue, 11/29/11(4-4).....	1.000
Jack McClinton vs. Ohio State, 12/8/09 (4-4) ...	1.000
Anthony Harris vs. Maryland, 1/7/06 (4-4)	1.000
Jerome Scott vs. Pittsburgh, 2/4/92 (4-4)	1.000
Joel Warren vs. Marist, 2/1/88 (4-4)	1.000

FREE THROWS MADE, GAME

1. Rick Barry vs. Florida Southern, 2/5/65	22
Ron Godfrey vs. Oklahoma City, 1/29/60	22
3. Rick Barry vs. Rollins, 2/23/65	19
Rick Barry vs. St. Joseph's (Pa.), 3/12/64	19
5. Rick Barry vs. St. Mary's, 1965	17
Rick Barry vs. Tampa, 1965	17
Rick Barry vs. San Francisco, 1964	17
Joe Munley vs. Ky.-Wesleyan, 1/26/57	17
9. Durand Scott vs. UMass, 12/3/11	16
Jack McClinton vs. NC State, 3/7/09	16
Dick Hickox vs. Stetson, 1959	16

NOTE: 3-point FGs were adopted in 1986-87

FREE THROWS ATTEMPTED, GAME (Since 1985-86)

1. Eric Brown vs. Brigham Young, 2/4/89	19
2. Durand Scott vs. UMass, 12/3/11	18

INDIVIDUAL RECORDS - GAME



Johnny Hemsley



Vernon Jennings

3. Eric Brown vs. Marquette, 1/28/89	17
Eric Brown vs. Tennessee Tech, 2/8/89	17
Eric Brown vs. Providence, 1/20/87	17
6. Jack McClinton vs. NC State, 3/7/09	16
Dwayne Collins vs. Florida Atlantic, 1/5/09	16
Robert Hite vs. North Carolina, 2/12/06	16
Clifton Clark vs. Florida Atlantic, 11/29/04	16
John Salmons vs. West Virginia, 2/28/01	16
Steven Edwards vs. St. John's, 2/13/95	16
Hammie Ward at Tennessee, 12/1/91	16
Eric Brown vs. Virginia Commonwealth, 2/22/88 ..	16
Eric Brown vs. Bethune-Cookman, 12/5/88	16

FREE THROW PERCENTAGE, GAME (Since 1985-86)

1. Jack McClinton vs. NC State, 3/7/09 (16-16) ..	1.000
2. Isaiah Wong at Virginia Tech, 2/19/20 (14-14) ..	1.000
Chris Lykes vs. Wake Forest, 1/12/19 (14-14) ..	1.000
Jack McClinton vs. St. Mary's, 3/21/08 (11-11) ..	1.000
5. Durand Scott vs. FAU, 3/16/11 (10-10)	1.000
Lance Hurdle vs. Boston Coll., 3/5/08 (10-10) ..	1.000
Jack McClinton vs. Ga. Tech, 12/3/06 (10-10) ..	1.000
Guillermo Diaz vs. Virginia, 3/10/05 (10-10)	1.000
Robert Hite vs. Rutgers, 1/21/04 (10-10)	1.000
Johnny Hemsley vs. Ga. St., 12/12/97 (10-10) ..	1.000
Kevin Norris vs. Buffalo, 11/22/96 (10-10)	1.000
Steve Edwards vs. Villanova, 3/6/93 (10-10)	1.000
Joe Wylie vs. West Virginia, 1/5/91 (10-10)	1.000
Lemuel Howard vs. Duquesne, 11/28/87 (10-10) ..	1.000

REBOUNDS, GAME

1. Rick Barry vs. Oklahoma City, 1/30/65	29
2. Wayne Canaday vs. Bucknell, 1/4/69	28
3. Rick Barry vs. Rollins, 1965	27
Harry Manushaw vs. Florida State, 2/28/59	27
5. Harry Manushaw vs. Morehead St., 2/23/59	26
6. Rusty Parker vs. Florida State, 3/1/68	25
Rick Barry vs. Cornell, 12/27/62	25
8. Rick Barry vs. Houston, 2/20/65	24
Rick Barry vs. Tampa, 1965	24
Wayne Beckner vs. Rollins, 1963	24
Harry Manushaw vs. Toronto, 1959	24

ASSISTS, GAME*

1. Michael Gardner vs. Pittsburgh, 1/23/93	14
2. John Salmons vs. Notre Dame, 2/23/02	13
Bryan Hughes vs. The Citadel, 11/22/85	13
4. Vernon Jennings vs. Bethune-Cookman, 11/30/99 ..	12
Vernon Jennings vs. Pittsburgh, 2/23/99	12
Thomas Hocker vs. Florida State, 1/18/90	12
Thomas Hocker vs. Tulane, 3/3/90	12
8. Angel Rodriguez vs. Duke, 1/25/16	11
John Salmons vs. St. John's, 2/13/02	11
Vernon Jennings vs. Notre Dame, 2/26/00	11
Vernon Jennings vs. Syracuse, 1999	11
Kevin Norris vs. Florida Atlantic, 11/16/97	11
Michael Gardner vs. Syracuse, 2/6/93	11
Jerome Scott vs. St. Joseph's (Pa.), 2/6/91	11
Kevin Presto vs. Alabama State, 12/21/87	11

STEALS, GAME*

1. Jerome Scott vs. FIU, 3/4/91	9
2. Vernon Jennings vs. West Virginia, 1/5/00	7
16 occasions	6

BLOCKED SHOTS, GAME*

1. Anthony King vs. Florida Atlantic, 11/29/04	13
2. James Jones vs. FIU, 12/3/01	8
Tim James vs. West Virginia, 2/6/96	8
Constantin Popa vs. Florida Atlantic, 12/19/92	8
5. Anthony King vs. Marist, 11/15/07	7
James Jones vs. North Carolina, 1/4/03	7
James Jones vs. Florida Atlantic, 11/18/00	7
Constantin Popa vs. St. John's, 2/13/95	7
Constantin Popa vs. Beth.-Cookman, 1993	7
Tito Horford vs. South Carolina, 12/5/87	7

TRIPLE-DOUBLES

1. Bruce Brown vs. Gardner-Webb	11/10/17
10 points, 11 rebounds, 10 assists	
Bruce Brown vs. South Carolina State	12/6/16
11 points, 11 rebounds, 10 assists	
2. Anthony King vs. Florida Atlantic	11/29/04
13 blocked shots, 11 points, 10 rebounds	

* Statistic not kept until the 1985-86 season

INDIVIDUAL RECORDS BY HALF (SINCE 2004-05)

POINTS SCORED

32	Jack McClinton vs. Saint Mary's (2nd)	3/21/08
28	Robert Hite vs. Florida Atlantic (2nd)	11/29/04
26	Jack McClinton vs. Virginia (2nd)	3/1/08
24	Guillermo Diaz at North Carolina (2nd)	1/22/05
23	Kenny Kadji vs. UNCG (1st)	1/2/12
23	Jack McClinton vs. North Carolina (2nd)	2/15/09
23	Jack McClinton vs. Winthrop (2nd)	12/29/07
23	Jack McClinton vs. VCU (2nd)	11/16/07

FIELD GOALS MADE

11	Robert Hite vs. Florida Atlantic (2nd)	11/29/04
9	Jack McClinton vs. Saint Mary's (2nd)	3/21/08
9	Guillermo Diaz at North Carolina (2nd)	1/22/05
8	Jack McClinton vs. North Carolina (2nd)	2/15/09
8	Jack McClinton vs. Virginia (2nd)	3/1/08
8	Jack McClinton at NC State (2nd)	1/19/08
8	Anthony Harris at Massachusetts (2nd)	1/02/07

FIELD-GOAL ATTEMPTS

18	Jack McClinton at Boston College (2nd)	1/15/08
15	Jack McClinton at Clemson (2nd)	2/27/08
14	Guillermo Diaz vs. Duke (2nd)	1/19/05
14	Robert Hite vs. Florida Atlantic (2nd)	11/29/04
13	Chris Lykes at North Carolina (2nd)	2/9/19
13	Anthony Lawrence II vs. Seton Hall (2nd)	11/25/18
13	Jack McClinton at Providence College (2nd)	3/18/09
13	Jack McClinton vs. North Carolina (2nd)	2/15/09
13	Jack McClinton vs. Saint Mary's (2nd)	3/21/08
13	Guillermo Diaz at North Carolina (2nd)	1/22/05

FG PCT, MIN. 7 MADE

1.000 (7-7)	Angel Rodriguez vs. Wichita St. (1st)	3/19/16
1.000 (7-7)	Sheldon McClellan vs. Florida St. (2nd)	1/9/16
1.000 (7-7)	Sheldon McClellan vs. Utah (2nd)	11/20/15
1.000 (7-7)	Reggie Johnson at Duke (2nd)	1/2/11
.875 (7-8)	Kameron McGusty vs. Coppin State (2nd)	12/21/19
.875 (7-8)	Dwayne Collins at Boston Coll. (2nd)	1/16/07
.875 (7-8)	Brian Asbury vs. Alcorn State (1st)	11/14/06
.875 (7-8)	Anthony King vs. FIU (1st)	11/11/06

3-POINT FG MADE

5	Kameron McGusty vs. Coppin State (2nd)	12/21/19
5	Chris Lykes at Wake Forest (1st)	2/26/19
5	DJ Vasiljevic vs. Clemson (2nd)	2/13/19
5	Angel Rodriguez at Florida (2nd)	11/17/14
5	Malcolm Grant vs. Rice (2nd)	12/22/10
5	Malcolm Grant at Florida Gulf Coast (1st)	11/27/10
5	Jack McClinton vs. North Carolina (2nd)	2/15/09
5	Jack McClinton vs. Virginia (2nd)	3/1/08
5	Jack McClinton at Georgia Tech (2nd)	2/17/08
5	Jack McClinton vs. VCU (2nd)	11/16/07
5	Jack McClinton at Wake Forest (2nd)	2/17/07
5	Robert Hite at FIU (2nd)	12/7/04
5	Robert Hite vs. Wake Forest (2nd)	1/31/06

3-POINT FG ATTEMPTS

10	DJ Vasiljevic vs. NC State (2nd)	2/5/20
10	DJ Vasiljevic vs. Coppin State (1st)	12/21/19
9	DJ Vasiljevic vs. Syracuse (2nd)	3/7/20
9	Jack McClinton at Georgia Tech (2nd)	2/17/08
9	Jack McClinton at Wake Forest (2nd)	2/17/07

3-PT FG PCT MIN. 4 MADE

1.000 (4-4)	Manu Lecomte at Virginia Tech (1st)	3/7/15
1.000 (4-4)	Rion Brown vs. Boston College (2nd)	2/5/13
1.000 (4-4)	Shane Larkin at Purdue (2nd)	11/29/11
1.000 (4-4)	James Dews vs. Boston College (1st)	2/21/09
1.000 (4-4)	Jack McClinton vs. Ohio State (1st)	12/2/08
1.000 (4-4)	Guillermo Diaz at Wake Forest (1st)	1/29/05
1.000 (4-4)	Robert Hite vs. NC A&T (1st)	11/22/05

FREE THROWS MADE

14	Chris Lykes vs. Wake Forest (2nd)	1/12/19
14	Jack McClinton vs. NC State (2nd)	3/7/09
11	Jack McClinton vs. Saint Mary's (2nd)	3/21/08
10	Manu Lecomte vs. NC Central (2nd)	3/17/15
10	Durand Scott vs. Florida Atlantic (2nd)	3/16/11
10	Dwayne Collins vs. Florida Atlantic (2nd)	1/5/09
10	Lance Hurdle vs. Boston College (2nd)	3/5/08
10	Anthony King vs. Duke (2nd)	3/10/06

FREE-THROW ATTEMPTS

14	Chris Lykes vs. Wake Forest (2nd)	1/12/19
14	Jack McClinton vs. NC State (2nd)	3/7/09
12	Davon Reed vs. Alabama (2nd)	3/21/15
12	Kenny Kadji vs. UNCG (1st)	1/2/12
12	Dwayne Collins vs. Florida Atlantic (2nd)	1/5/09
12	Anthony King vs. Duke (2nd)	3/10/06

FT PCT, MIN. 9 MADE

1.000 (14-14)	Chris Lykes vs. Wake Forest (2nd)	1/12/19
1.000 (14-14)	Jack McClinton vs. NC State (2nd)	3/7/09
1.000 (11-11)	Jack McClinton vs. Saint Mary's (2nd)	3/21/08
1.000 (10-10)	Durand Scott vs. Florida Atlantic (2nd)	3/16/11
1.000 (10-10)	Lance Hurdle vs. Boston Coll. (2nd)	3/5/08
1.000 (9-9)	Rion Brown at Maryland (2nd)	1/29/14
1.000 (9-9)	Durand Scott vs. Ole Miss (2nd)	11/30/10

REBOUNDS

15	Anthony King vs. VCU (2nd)	11/16/07
12	Reggie Johnson vs. Florida Atlantic (2nd)	3/16/11
12	Dwayne Collins vs. Virginia (2nd)	2/21/07
11	Ebuka Izundu vs. Stephen F. Austin (1st)	11/13/18
11	Tonye Jekiri at Boston College (2nd)	1/20/16
11	Tonye Jekiri vs. Clemson (2nd)	2/8/15
11	Tonye Jekiri at Charlotte (1st)	11/25/14

ASSISTS

8	Angel Rodriguez vs. Duke (2nd)	1/25/16
8	Angel Rodriguez vs. Akron (2nd)	11/21/14
8	Anthony Harris vs. Alcorn State (1st)	11/14/06
8	Anthony Harris vs. Florida Atlantic (2nd)	11/29/04
7	Bruce Brown vs. South Carolina State (1st)	12/6/16
7	Malcolm Grant vs. McNeese State (1st)	11/24/10
7	Durand Scott vs. Nova Southeastern (1st)	11/16/09
7	Anthony Harris at Wake Forest (1st)	1/29/05

STEALS

4	15 times, last Ja'Quan Newton at NC State (2nd)	1/30/16
---	--	---------

BLOCKED SHOTS

8	Anthony King vs. Florida Atlantic (1st)	11/29/04
5	Tonye Jekiri vs. Northeastern (2nd)	11/27/15
5	Reggie Johnson at Massachusetts (1st)	12/1/12
5	Cyrus McGowan vs. UNC Wilmington (1st)	11/20/09
5	Anthony King vs. Florida Atlantic (2nd)	11/29/04



INDIVIDUAL RECORDS - GAME - ACC GAMES ONLY

POINTS

35	Jack McClinton vs. North Carolina	2/15/09
34	Jack McClinton at Duke	2/7/09
34	Jack McClinton vs. Virginia	3/1/08
32	Jack McClinton vs. Wake Forest	2/4/09
31	Jack McClinton vs. Florida State	3/3/07
31	Robert Hite at Florida State	1/29/06

FIELD GOALS MADE

13	Jack McClinton vs. North Carolina	2/15/09
12	Jack McClinton at Duke	2/7/09
12	Dwayne Collins vs. Duke	2/20/08
11	Bruce Brown vs. Duke	2/25/17
11	Reggie Johnson at Duke	2/5/12
11	Durand Scott vs. Maryland	2/1/12
11	Durand Scott at North Carolina	3/2/10
11	Jack McClinton vs. Wake Forest	2/4/09
11	Jack McClinton vs. Virginia	3/1/08
11	Robert Hite at Florida State	1/29/06
11	Anthony Harris at Wake Forest	1/29/05
11	Guillermo Diaz at North Carolina	1/22/05
11	Guillermo Diaz vs. Duke	1/19/05

FIELD-GOAL ATTEMPTS

26	Jack McClinton at Boston College	1/15/08
25	Jack McClinton vs. North Carolina	2/15/09
23	Chris Lykes at North Carolina	2/9/19
23	Guillermo Diaz vs. Duke	1/19/05
22	DJ Vasiljevic vs. NC State	2/5/20
22	Angel Rodriguez vs Virginia	1/3/15
22	Jack McClinton vs. Florida State	3/3/07

FG PCT, MIN. 8 MADE

1.000 (8-8)	Ebuka Izundu at Virginia Tech	3/8/19
.900 (9-10)	Reggie Johnson at Duke	1/2/11
.889 (8-9)	Ebuka Izundu vs. Georgia Tech	2/23/19
.857 (12-14)	Dwayne Collins vs. Duke	2/20/08
.818 (9-11)	Kenny Kadji vs. Duke	1/23/13
.818 (9-11)	Rion Brown at Georgia Tech	1/5/13
.800 (8-10)	Reggie Johnson at Wake Forest	2/9/11
.786 (11-14)	Durand Scott vs. Maryland	2/1/12

3-POINT FG MADE

7	Davon Reed at NC State	2/4/17
7	Jack McClinton vs. North Carolina	2/15/09
7	Jack McClinton vs. Virginia	3/1/08
7	Robert Hite vs. Wake Forest	1/31/06
6	Chris Lykes vs. Florida State	1/18/20
6	Chris Lykes at Wake Forest	2/26/19
6	DJ Vasiljevic at Florida State	1/27/18
6	DJ Vasiljevic at Syracuse	1/4/17
6	Rion Brown vs. Maryland	3/2/11
6	Adrian Thomas vs. Virginia	2/5/11
6	Jack McClinton vs. Wake Forest	2/4/09
6	Jack McClinton at Georgia Tech	2/17/08
6	Jack McClinton at Wake Forest	2/17/07
6	Robert Hite at Florida State	1/29/06



Jack McClinton

3-POINT FG ATTEMPTS

14	DJ Vasiljevic vs. NC State	2/5/20
14	Jack McClinton at Georgia Tech	2/17/08
13	DJ Vasiljevic vs. Syracuse	3/7/20
13	Jack McClinton at Wake Forest	2/17/07
12	DJ Vasiljevic at Syracuse	1/4/17
12	Rion Brown at Virginia Tech	2/15/14
12	Malcolm Grant vs. Maryland	2/1/12
12	Adrian Thomas vs. Virginia	2/5/11
12	Jack McClinton vs. North Carolina	2/15/09
12	Jack McClinton vs. Virginia Tech	1/25/09
12	Jack McClinton vs. Virginia	3/1/08

3-PT FG PCT, MIN. 5 MADE

1.000 (5-5)	James Palmer at Virginia Tech	3/7/15
1.000 (5-5)	Malcolm Grant at NC State	1/23/11
.857 (6-7)	Rion Brown vs. Maryland	3/2/11
.833 (5-6)	Manu Lecomte at Va Tech	3/7/15
.833 (5-6)	Davon Reed vs Louisville	2/3/15
.833 (5-6)	Jack McClinton at Duke	2/7/09

FREE THROWS MADE

16	Jack McClinton vs. NC State	3/7/09
14	Isaiah Wong at Virginia Tech	2/19/20
14	Chris Lykes vs. Wake Forest	1/12/19
12	Sheldon McClellan vs. Syracuse	1/2/16
12	Bruce Brown Jr. vs. Florida State	1/7/18
12	Rion Brown at Maryland	1/29/14
12	Durand Scott at Clemson	1/8/11
12	Robert Hite at North Carolina	1/14/06

FREE-THROW ATTEMPTS

16	Jack McClinton vs. NC State	3/7/09
16	Robert Hite at North Carolina	1/14/06
14	Isaiah Wong at Virginia Tech	2/19/20
14	Chris Lykes vs. Wake Forest	1/12/19



INDIVIDUAL RECORDS - GAME - ACC GAMES ONLY

14	Bruce Brown Jr. vs. Florida State	1/7/18
14	Sheldon McClellan vs. Syracuse	1/2/16
14	Dwayne Collins vs. Duke	2/17/10
14	Dwayne Collins at Boston College	1/10/09

FT PCT, MIN. 10 MADE

1.000 (16-16)	Jack McClinton vs. NC State	3/7/09
1.000 (14-14)	Isaiah Wong at Virginia Tech ...	2/19/20
1.000 (14-14)	Chris Lykes vs. Wake Forest ...	1/12/19
1.000 (10-10)	Lance Hurdle vs. Boston Coll. ...	3/5/08
1.000 (10-10)	Jack McClinton vs. Ga Tech.....	12/3/06
1.000 (10-10)	Guillermo Diaz at Virginia	1/12/05

REBOUNDS

18	Keith Stone at Virginia Tech.....	2/19/20
17	Tonye Jekiri at Boston College	1/20/16
17	Tonye Jekiri vs Clemson	2/8/15
16	Reggie Johnson vs. Maryland	3/2/11
15	Kamari Murphy at Duke	1/21/17
15	Tonye Jekiri at Louisville	2/21/15
15	Tonye Jekiri vs Virginia Tech.....	2/18/15
15	Tonye Jekiri at Boston College	2/16/15
15	Tonye Jekiri at Syracuse.....	1/24/15
15	Tonye Jekiri vs Boston College.....	1/10/15
15	Brian Asbury at Georgia Tech	3/4/09
15	Dwayne Collins at Georgia Tech.....	3/4/09
15	Jimmy Graham vs. North Carolina	2/15/09

ASSISTS

11	Angel Rodriguez vs. Duke	1/25/16
9	Chris Lykes at Virginia Tech.....	3/8/19
9	Anthony Lawrence II vs. Georgia Tech ..	2/24/19
9	Bruce Brown Jr. at NC State	1/21/18
9	Shane Larkin vs. North Carolina	2/9/13
9	Guillermo Diaz vs. Maryland	1/7/06
9	Anthony Harris at Wake Forest	1/29/05
8	6 times, last Angel Rodriguez vs. Pitt	2/9/16

STEALS

6	Angel Rodriguez vs. Syracuse.....	1/2/16
6	Shane Larkin at North Carolina	1/10/12
5	Anthony Lawrence II vs. Duke	1/15/18
5	Angel Rodriguez vs. Wake Forest	1/23/16
5	Davon Reed at Wake Forest.....	2/11/15
5	Angel Rodriguez at Duke	1/13/15
5	Shane Larkin at NC State	2/2/13
5	Adrian Thomas vs. Florida State	1/21/09
5	Anthony Harris vs. Florida State	3/3/07
5	Keaton Copeland vs. Duke	1/14/07



Tonye Jekiri



Angel Rodriguez

BLOCKED SHOTS

6	Anthony King vs. Florida State	1/15/05
5	Tonye Jekiri vs Clemson	2/8/15
5	Kenny Kadji vs. Florida State	2/26/12
5	Reggie Johnson at NC State	1/23/11
5	Jimmy Graham vs. North Carolina	2/15/09
5	Anthony King vs. Maryland	2/23/08
5	Jimmy Graham vs. Clemson.....	1/27/08
5	Dwayne Collins vs. Georgia Tech.....	1/12/08
5	Anthony King vs. Maryland	2/5/05

TURNOVERS

10	Durand Scott vs. Georgia Tech	2/3/11
7	Ja'Quan Newton at Pittsburgh	1/14/17
6	16x, last Isaiah Wong at Florida State.....	2/8/20

FRESHMAN RECORDS - GAME (SINCE 2004-05)

POINTS

30	Bruce Brown Jr. vs. North Carolina.....	1/28/17
29	Durand Scott at North Carolina.....	3/2/10
27	Isaiah Wong at Virginia Tech.....	2/19/20
25	Lonnie Walker IV vs. Louisville.....	1/24/18
25	Bruce Brown vs. Duke.....	2/25/17

FIELD GOALS MADE

11	Bruce Brown Jr. vs. Duke.....	2/25/17
	Durand Scott at North Carolina.....	3/2/10
10	Durand Scott vs Duke.....	3/13/10
	Dwayne Collins at Boston College.....	1/16/07
9	Bruce Brown Jr. vs. North Carolina.....	3/9/17
	Durand Scott vs Duke.....	2/17/10
	Durand Scott vs Minnesota.....	12/2/09

FIELD-GOAL ATTEMPTS

18	Lonnie Walker IV vs. Louisville.....	1/24/18
	Bruce Brown Jr. vs. Duke.....	2/25/17
	Denis Clemente at Temple.....	11/27/05
	Dwayne Collins at Boston College.....	1/16/07
17	Lonnie Walker IV vs. Duke.....	1/15/18
	Durand Scott vs Minnesota.....	12/2/09

FIELD GOAL PCT, MIN, 7 MADE

1.000 (8-8)	Reggie Johnson vs Wake Forest.....	3/11/10
.733 (11-15)	Durand Scott at UNC.....	3/2/10
.727 (8-11)	Bruce Brown Jr. vs. North Carolina.....	1/28/17
	Manu Lecomte at Maryland.....	1/29/14
.700 (7-10)	Davon Reed vs UCF.....	11/21/13
	Dwayne Collins vs Miss. St.....	12/11/06

3-POINT FIELD GOALS MADE

6	DJ Vasiljevic at Syracuse.....	1/4/17
	Rion Brown vs Maryland.....	3/2/11
5	DJ Vasiljevic vs. South Carolina State.....	12/6/16
	James Palmer at Virginia Tech.....	3/7/15
	Davon Reed vs Arizona State.....	12/1/13

3-POINT FG ATTEMPTS

12	DJ Vasiljevic at Syracuse.....	1/4/17
	Denis Clemente at Temple.....	11/27/05
11	DJ Vasiljevic vs. South Carolina State.....	12/6/16
10	Chris Lykes vs. Syracuse.....	2/17/18
	Deandre Burnett vs Illinois.....	12/2/14

3-PT FG PCT, MIN. 4 MADE

1.000 (5-5)	James Palmer at Virginia Tech.....	3/7/15
1.000 (4-4)	Anthony Lawrence II vs Notre Dame.....	2/3/16
1.000 (4-4)	Shane Larkin at Purdue.....	11/29/11
.857 (6-7)	Rion Brown vs Maryland.....	3/2/11
.667 (4-6)	Bruce Brown vs. North Carolina.....	1/28/17
	Rion Brown vs McNeese State.....	11/24/10

FREE THROWS MADE

14	Isaiah Wong at Virginia Tech.....	2/19/20
10	Bruce Brown Jr. vs. North Carolina.....	1/28/17
9	Bruce Brown Jr. at Virginia.....	2/20/17
	Bruce Brown Jr. vs. Florida State.....	2/1/17
8	Reggie Johnson vs Duke.....	3/13/10
	Reggie Johnson vs Georgia Tech.....	2/10/10
	Shane Larkin vs Florida State.....	2/26/12

FREE-THROW ATTEMPTS

14	Isaiah Wong at Virginia Tech.....	2/19/20
13	Bruce Brown Jr. vs. North Carolina.....	1/28/17
11	Bruce Brown Jr. vs. Florida State.....	2/1/17
10	Bruce Brown Jr. at Virginia.....	2/20/17
	Reggie Johnson vs Duke.....	3/13/10
	Reggie Johnson vs Georgia Tech.....	2/10/10
	Reggie Johnson vs Virginia Tech.....	1/31/10
	Julian Gamble vs North Florida.....	12/31/08

FT PCT, MIN. 8 MADE

1.000 (14-14)	Isaiah Wong at Virginia Tech.....	2/19/20
.900 (9-10)	Bruce Brown Jr. at Virginia.....	2/20/17
.818 (9-11)	Bruce Brown Jr. vs. Florida State.....	2/1/17
.800 (8-10)	Reggie Johnson vs Duke.....	3/13/10
.800 (8-10)	Reggie Johnson vs Ga. Tech.....	2/10/10

REBOUNDS

14	Dwayne Collins vs Virginia.....	2/21/07
13	Dwayne Collins vs Boston College.....	2/7/07
	Dwayne Collins at Boston College.....	1/16/07
	Julian Gamble vs North Florida.....	12/31/08
12	Bruce Brown Jr. vs. George Washington.....	12/22/16
	Dwayne Collins vs Maryland.....	3/8/07
	Dwayne Collins at Maryland.....	1/10/07
	Dwayne Collins vs FIU.....	11/11/06
	Reggie Johnson vs Virginia Tech.....	3/12/10

ASSISTS

10	Bruce Brown Jr. vs. South Carolina State.....	12/6/16
	Durand Scott vs NC Central.....	11/14/09
8	Durand Scott vs Bethune-Cookman.....	12/30/09
	Durand Scott vs Nova Southeastern.....	11/16/09
	Eddie Rios vs Virginia.....	3/1/08
	Eddie Rios vs Marist.....	11/15/07

STEALS

6	Shane Larkin at North Carolina.....	1/10/12
	Shane Larkin at Ole Miss.....	11/25/11
4	Lonnie Walker IV vs. Duke.....	1/15/18
	Shane Larkin vs UNGC.....	1/2/12
	Durand Scott vs Minnesota.....	12/2/09
	Eddie Rios vs Florida Southern.....	11/9/07
	Eddie Rios vs Florida Southern.....	11/9/07
	Jimmy Graham vs Wofford.....	12/10/05
	Eddie Rios vs Florida Southern.....	11/9/07

BLOCKED SHOTS

5	Dwayne Collins vs Mississippi St.....	12/11/06
4	Reggie Johnson vs Florida State.....	3/6/10
	DeQuan Jones vs FIU.....	12/12/08
	Raphael Akpejori vs McNeese St.....	11/24/10
3	Dewan Huell vs. Virginia Tech.....	2/8/17
	Bruce Brown Jr. vs. Notre Dame.....	1/12/17
	Bruce Brown Jr. vs. Penn.....	11/19/16
	Omar Sherman vs NC State.....	1/22/15
	Reggie Johnson vs Virginia Tech.....	3/12/10
	Reggie Johnson vs FAU.....	12/19/09
	Julian Gamble vs NC Central.....	1/3/09
	Julian Gamble vs North Florida.....	12/31/08
	Julian Gamble at Kentucky.....	12/6/08

TURNOVERS

7	Durand Scott vs South Carolina.....	11/22/09
6	Isaiah Wong at Florida State.....	2/8/20
	Denis Clemente vs UT-Arlington.....	11/13/05
	Manu Lecomte vs Duke.....	1/22/14
5	Isaiah Wong at Virginia Tech.....	2/19/20
	Chris Lykes at North Carolina.....	2/27/18
	Bruce Brown vs. Rutgers.....	11/30/17
	Shane Larkin at North Carolina.....	1/10/12
	Eddie Rios at FIU.....	12/08/07

MINUTES

44	Bruce Brown Jr. at Virginia.....	2/20/17
42	Isaiah Wong at Virginia Tech.....	2/19/20
41	Lonnie Walker IV at Florida State.....	1/27/18
41	Shane Larkin vs Maryland.....	2/1/12
40	Harland Beverly vs. NC State.....	2/5/20
40	Omar Sherman vs Virginia.....	1/3/15



INDIVIDUAL RECORDS - SEASON

POINTS SCORED, SEASON (GAMES PLAYED)

1. Rick Barry, 1964-65 (26)	973**
2. Rick Barry, 1963-64 (27)	870
3. Eric Brown, 1988-89 (31)	765
4. Don Curnutt, 1969-70 (25)	709
5. Don Curnutt, 1968-69 (24)	662
6. Don Curnutt, 1967-68 (28)	635
7. Jack McClinton, 2008-09 (32)	617
8. Dick Hickox, 1959-60 (27)	596
9. Guillermo Diaz, 2005-06 (34)	586
10. Mike Wittman, 1966-67 (26)	585

** T-No. 24 in NCAA history

SCORING AVERAGE, SEASON (GP)

1. Rick Barry, 1964-65 (26)	37.4**
2. Rick Barry, 1963-64 (27)	32.1^^
3. Don Curnutt, 1969-70 (25)	28.4
4. Don Curnutt, 1968-69 (24)	27.6++
5. Eric Brown, 1988-89 (31)	24.7
6. Don Curnutt, 1967-68 (28)	22.7
7. Mike Wittman, 1966-67 (26)	22.3
8. Dick Hickox, 1959-60 (27)	22.1
9. Mike Wittman, 1965-66 (26)	21.8
10. Sy Chadroff, 1951-52 (22)	20.9

** No. 12 in NCAA history and first nationally that season

^^ Fifth nationally that season

++ Seventh nationally that season

FIELD GOALS MADE, SEASON (GP)

1. Rick Barry, 1964-65 (26)	340
2. Rick Barry, 1963-64 (27)	314
3. Don Curnutt, 1969-70 (25)	283
4. Don Curnutt, 1967-68 (28)	268
5. Don Curnutt, 1968-69 (24)	262
6. Eric Brown, 1988-89 (31)	255
7. Mike McCoy, 1962-63 (28)	237
8. Mike Wittman, 1966-67 (26)	219
Dick Hickox, 1959-60 (27)	219
10. Tim James, 1998-99 (30)	215

FIELD GOALS ATTEMPTS, SEASON (GP)

1. Rick Barry, 1964-65 (26)	651
2. Don Curnutt, 1969-70 (25)	644
3. Don Curnutt, 1968-69 (24)	613
4. Rick Barry, 1963-64 (27)	572
5. Don Curnutt, 1967-68 (28)	559
6. Mike McCoy, 1962-63 (28)	530
7. Johnny Hemsley, 1999-2000 (30)	488
8. Dick Miani, 1955-56 (26)	488
9. Mike McCoy, 1961-62 (26)	485
10. John Dampier, 1963-64 (27)	483

FIELD-GOAL PCT., SEASON, MIN. 200 ATT

1. Ebuka Izundu, 2018-19 (147-225)	653
2. Mario Bland, 1997-98 (122-200)	610
3. Reggie Johnson, 2010-11 (165-279)	591
4. Mario Bland, 1998-99 (125-212)	590
5. Eric Brown, 1988-89 (255-437)	584
6. Elton Tyler, 2001-02 (149-257)	580
7. Eric Brown, 1987-88 (193-333)	580
8. Rusty Parker, 1965-66 (140-254)	551
9. Dwayne Collins, 2007-08 (120-218)	550
10. Rick Barry, 1963-64 (314-572)	549

3-POINT FIELD GOALS MADE, SEASON (GP)

1. Jack McClinton, 2008-09 (32)	101
2. Malcolm Grant, 2010-11 (36)	94
Jack McClinton, 2007-08 (32)	94
4. Adrian Thomas, 2010-11 (36)	93
5. Jack McClinton, 2006-07 (31)	91
6. Robert Hite, 2005-06 (34)	85
7. DJ Vasiljevic, 2018-19 (32)	81
8. Davon Reed, 2016-17 (33)	79
Marcus Barnes, 2001-02 (32)	79
Steven Edwards, 1992-93 (27)	79

3-POINT FG ATTEMPTS, SEASON (GP)

1. Adrian Thomas, 2010-11 (36)	239
2. Marcus Barnes, 2001-02 (32)	229
3. Jack McClinton, 2008-09 (32)	223
4. Malcolm Grant, 2010-11 (36)	222
5. DJ Vasiljevic, 2018-19 (32)	221
6. Jack McClinton, 2007-08 (32)	220
7. Guillermo Diaz, 2005-06 (34)	214
8. DJ Vasiljevic, 2019-20 (31)	211
9. Darius Rice, 2001-02 (32)	208
10. Jack McClinton, 2006-07 (31)	207
Robert Hite, 2005-06 (34)	207
Steven Edwards, 1992-93 (27)	207

3-POINT FG PCT, SEASON, MIN. 30 MADE

1. James Jones, 2000-01 (41-87)	471
2. Samarr Logan, 1989-90 (40-86)	465
3. Guillermo Diaz, 2003-04 (34-76)	461
4. Davon Reed, 2014-15 (37-81)	457
5. Manu Lecomte, 2014-15 (52-114)	456
6. Jack McClinton, 2008-09 (101-223)	453
7. Ivan Cruz Uceda, 2015-16 (39-87)	448
8. Jack McClinton, 2006-07 (91-207)	440
9. Jack McClinton, 2007-08 (94-220)	427

NOTE: 3-point FGs were adopted in 1986-87

FREE THROWS MADE, SEASON (GP)

1. Rick Barry, 1964-65 (26)	293**
2. Eric Brown, 1988-89 (31)	246
3. Rick Barry, 1963-64 (27)	242
4. Eric Brown, 1987-88 (30)	161

RECORDS

INDIVIDUAL RECORDS - SEASON

5. Sheldon McClellan, 2015-16 (35).....	160
6. Ron Godfrey, 1959-60 (27)	159
7. Dick Hickox, 1959-60 (27)	158
8. Mike Wittman, 1965-66 (26)	151
9. Mike Wittman, 1966-67 (26)	147
10. Gene Stage, 1956-57 (26)	145

** Ninth in NCAA history

FREE-THROWS ATTEMPTS, SEASON (GP)

1. Rick Barry, 1964-65 (26)	341**
2. Eric Brown, 1988-89 (31)	310
3. Rick Barry, 1963-64 (27)	287
4. Eric Brown, 1987-88 (30)	229
5. Willie Allen, 1970-71 (25)	227
6. Ron Godfrey, 1959-60 (27)	207
7. Mike Wittman, 1965-66 (26)	206
8. Dick Hickox, 1959-60 (27)	198
9. Joe Wylie, 1990-91 (28)	194
10. Dwayne Collins, 2008-09 (32)	192

** No. 23 in NCAA history

FREE-THROW PERCENTAGE, SEASON, MIN. 50 ATT.

1. Jack McClinton, 2007-08 (114-124).....	.919
2. James Dews, 2007-08 (49-54)907
3. Jack McClinton, 2006-07 (102-114).....	.895
4. Jack McClinton, 2008-09 (116-131).....	.885
5. Manu Lecomte, 2014-15 (64-73).....	.877
Dod Hammond, 1959-60 (64-73).....	.877
7. Rick Jones, 1965-66 (134-153)876
8. Robert Hite, 2004-05 (71-82).....	.866
9. Lance Hurdle, 2007-08 (96-111).....	.865
10. Robert Hite, 2003-04 (68-79).....	.861
Don Curnutt, 1969-70 (143-166)861

NOTE: Sy Chadroff led the NCAA in 1951-52 with an 80.5 (99-123) free-throw percentage

REBOUNDS, SEASON (GP)

1. Rick Barry, 1964-65 (26)	475
2. Rick Barry, 1963-64 (27)	448
3. Harry Manushaw, 1958-59 (25)	372
4. Tonye Jekiri, 2014-15 (37).....	366
5. Rick Barry, 1962-63 (24)	351
6. Mike McCoy, 1962-63 (28)	350
7. Reggie Johnson, 2010-11 (36)	347
8. Mike McCoy, 1961-62 (26)	336
9. Bill Soens, 1966-67 (26)	330
10. Wayne Canaday, 1969-70 (26)	327

ASSISTS, SEASON* (GP)

1. Vernon Jennings, 1999-2000 (32)	218
2. John Salmons, 2001-02 (32)	195
3. Vernon Jennings, 1998-99 (30)	167
4. Shane Larkin, 2012-13 (36).....	164
5. Angel Rodriguez, 2015-16 (35).....	158
6. Michael Gardner, 1992-93 (27).....	154
7. Kevin Norris, 1996-97 (29)	142
8. Thomas Hocker, 1989-90 (27).....	139
9. Kevin Norris, 1997-98 (28)	138
10. Thomas Hocker, 1987-88 (31).....	136

STEALS, SEASON* (GP)

1. Jerome Scott, 1991-92 (32).....	77
2. Vernon Jennings, 1999-2000 (32)	75
3. Shane Larkin, 2012-13 (36).....	71
4. Jerome Scott, 1990-91 (28).....	70
5. Robert Hite, 2003-04 (30).....	61
6. Vernon Jennings, 1998-99 (30).....	60
7. Angel Rodriguez, 2014-15 (32).....	59
8. Angel Rodriguez, 2015-16 (35).....	58
9. John Salmons, 2001-02 (32).....	57
John Salmons, 2000-01 (29).....	57

BLOCKED SHOTS, SEASON* (GP)

1. Anthony King, 2004-05 (29).....	86
2. Constantin Popa, 1992-93 (27)	85
3. Tito Horford, 1987-88 (30).....	80
4. James Jones, 2001-02 (32).....	78
5. Anthony King, 2005-06 (34).....	65
Tim James, 1998-99 (30)	65
7. Tim James, 1996-97 (29)	64
Constantin Popa, 1991-92 (32)	64
9. Julian Gamble, 2012-13 (36).....	63
10. Constantin Popa, 1993-94 (27)	59

PERSONAL FOULS, SEASON (GP)

1. Reggie Johnson, 2010-11 (36)	116
2. Hammie Ward, 1991-92 (32)	115
3. Tonye Jekiri, 2014-15 (37).....	114
4. Tonye Jekiri, 2015-16 (35).....	107
5. Constantin Popa, 1992-93 (27)	103
6. Constantin Popa, 1991-92 (32)	101
Kevin O'Riordan, 1970-71 (26).....	101
8. Ebuka Izundu, 2018-19 (32).....	100
Mike Hutslar, 1969-70 (23).....	100
Ron Godfrey, 1960-61 (27).....	100

* Statistic not kept until the 1985-86 season

DISQUALIFICATIONS, SEASON (GP)

1. Bill Soens, 1967-68 (28).....	9
Bill Soens, 1966-67 (26)	9
Ron Godfrey, 1960-61 (27).....	9
4. Hammie Ward, 1990-91 (28).....	8
Tim Harvey, 1985-86 (27).....	8



INDIVIDUAL RECORDS - SEASON

Mike Hutslar, 1969-70 (23).....	8
Mike Hutslar, 1968-69 (24).....	8
Rusty Parker, 1965-66 (26).....	8
Ed Morris, 1956-57 (26).....	8
Ed Morris, 1955-56 (26).....	8

GAMES STARTED, SEASON (GP)


1. Sheldon McClellan, 2014-15 (38).....	38
2. Tonye Jekiri, 2014-15 (37).....	37
3. Kenny Kadji, 2012-13 (36).....	36
Malcolm Grant, 2010-11 (36).....	36
5. Angel Rodriguez, 2015-16 (35).....	35
Davon Reed, 2015-16 (35).....	35
Tonye Jekiri, 2015-16 (35).....	35
Shane Larkin, 2012-13 (36).....	35
Durand Scott, 2010-11 (36).....	35

MINUTES PLAYED, SEASON (GP)

1. Shane Larkin, 2012-13 (36).....	1,311
2. Sheldon McClellan, 2014-15 (38).....	1,278
3. Guillermo Diaz, 2005-06 (34).....	1,196
4. Durand Scott, 2010-11 (36).....	1,182
5. Rion Brown, 2013-14 (33).....	1,166
6. Davon Reed, 2016-17 (33).....	1,165
Malcolm Grant, 2010-11 (36).....	1,165
8. Sheldon McClellan, 2015-16 (35).....	1,151
9. Durand Scott, 2012-13 (33).....	1,142
10. Robert Hite, 2005-06 (34).....	1,127



Sheldon McClellan



Eric Brown

20-POINT GAMES, SEASON (GP)

1. Eric Brown, 1988-89 (31).....	24
Rick Barry, 1964-65 (26).....	24
Rick Barry, 1963-64 (27).....	24
4. Don Curnutt, 1969-70 (25).....	21
Don Curnutt, 1968-69 (24).....	21
6. Don Curnutt, 1967-68 (28).....	19
7. Mike Wittman, 1966-67 (27).....	17
Dick Hickox, 1959-60 (27).....	17
9. Jack McClinton, 2008-09 (32).....	16
10. Joe Wylie, 1990-91 (28).....	15

30-POINT GAMES, SEASON (GP)

1. Rick Barry, 1963-64 (27).....	19
2. Rick Barry, 1964-65 (26).....	18
3. Don Curnutt, 1968-69 (24).....	11
4. Don Curnutt, 1969-70 (25).....	10
5. Eric Brown, 1988-89 (31).....	9
6. Rusty Parker, 1967-68 (28).....	5
7. Don Curnutt, 1967-68 (28).....	4
Mike Wittman, 1966-67 (26).....	4
John Dampier, 1963-64 (27).....	4
Dick Hickox, 1959-60 (27).....	4



Shane Larkin

RECORDS

INDIVIDUAL RECORDS - SEASON - ACC GAMES ONLY

SCORING

## Player (Season)	G	Pts	Avg
1. Jack McClinton (2008-09)	16	348	21.8
2. Guillermo Diaz (2004-05)	16	331	20.7
3. Jack McClinton (2007-08)	16	300	18.8
4. Guillermo Diaz (2005-06)	16	298	18.6
5. Rion Brown (2013-14)	18	290	16.1
6. Davon Reed (2016-17)	18	288	16.0
7. Chris Lykes (2018-19)	18	286	15.9
8. Sheldon McClellan (2015-16)	18	285	15.8
9. Robert Hite (2005-06)	16	279	17.4
10. Kenny Kadji (2012-13)	18	264	14.7

REBOUNDING

## Player (Season)	G	Reb	Avg
1. Tonye Jekiri (2014-15)	18	196	10.9
2. Reggie Johnson (2010-11)	16	159	9.9
3. Tonye Jekiri (2015-16)	18	153	8.5
4. Ebuka Izundu (2018-19)	18	148	8.2
5. Kamari Murphy (2016-17)	18	132	7.3
6. Anthony Lawrence II (2017-18)	18	126	7.0
7. Dewan Huell (2017-18)	18	124	6.9
8. Kenny Kadji (2012-13)	18	122	6.8
9. Dwayne Collins (2006-07)	16	117	7.3
10. Tonye Jekiri (2013-14)	18	110	6.1
Dwayne Collins (2007-08)	16	110	6.9
Anthony King (2007-08)	16	110	6.9
William Frisby (2004-05)	16	110	6.9
Anthony King (2004-05)	16	110	6.9

FIELD-GOAL PCT, MIN. 100 ATT.

## Player (Season)	G	FGM-A	Pct
1. Ebuka Izundu (2018-19)	18	80-127	.630
2. Dwayne Collins (2009-10)	15	61-103	.592
3. Reggie Johnson (2010-11)	16	78-132	.591
4. Dwayne Collins (2007-08)	16	65-114	.570
5. Rodney Miller Jr. (2019-20)	19	62-109	.569
6. Davon Reed (2014-15)	18	57-104	.548
7. Kenny Kadji (2012-13)	18	96-183	.525
8. Dewan Huell (2017-18)	18	72-138	.522
9. Reggie Johnson (2011-12)	15	64-124	.516
10. Dwayne Collins (2006-07)	16	58-113	.513

FIELD GOALS MADE

## Player (Season)	FGM
1. Jack McClinton (2008-09)	113
Guillermo Diaz (2004-05)	113
3. Rion Brown (2013-14)	100
Guillermo Diaz (2005-06)	100
5. Robert Hite (2005-06)	97
6. Jack McClinton (2007-08)	96
Kenny Kadji (2012-13)	96
8. Chris Lykes (2018-19)	94
Davon Reed (2016-17)	94
10. Shane Larkin (2012-13)	89

FREE-THROW PCT, MIN. 40 MADE

## Player (Season)	G	FTM-A	Pct
1. Jack McClinton (2007-08)	16	57-62	.919
2. Jack McClinton (2006-07)	16	44-49	.898
3. Jack McClinton (2008-09)	16	69-77	.896
4. Robert Hite (2004-05)	16	43-50	.860
5. Davon Reed (2016-17)	18	54-63	.857
Lance Hurdle (2007-08)	16	54-63	.857
7. Durand Scott (2010-11)	16	54-64	.844
8. Chris Lykes (2019-20)	15	43-51	.843
9. DJ Vasiljevic (2019-20)	20	41-49	.837
10. Sheldon McClellan (2014-15)	18	56-67	.836

FREE THROWS MADE

## Player (Season)	FTM
1. Sheldon McClellan (2015-16)	86
2. Jack McClinton (2008-09)	69
3. Guillermo Diaz (2004-05)	66
4. Chris Lykes (2018-19)	63
5. Angel Rodriguez (2014-15)	62
6. Guillermo Diaz (2005-06)	60
7. Jack McClinton (2007-08)	57
8. Sheldon McClellan (2014-15)	56
9. Davon Reed (2016-17)	54
Durand Scott (2010-11)	54
Lance Hurdle (2007-08)	54

FREE-THROW ATTEMPTS

## Player (Season)	FTA
1. Sheldon McClellan (2015-16)	103
2. Guillermo Diaz (2004-05)	95
3. Angel Rodriguez (2014-15)	81
4. Garius Adams (2013-14)	80
5. Chris Lykes (2018-19)	78
6. Jack McClinton (2008-09)	77
Dwayne Collins (2008-09)	77
8. Guillermo Diaz (2005-06)	76
Dwayne Collins (2009-10)	76
10. Reggie Johnson (2010-11)	72
Rion Brown (2013-14)	71

3-POINT FG PCT, MIN. 35 ATT

## Player (Season)	G	3FGM-A	Pct
1. Davon Reed (2014-15)	18	29-55	.527
2. Manu Lecomte (2014-15)	18	23-44	.523
3. Jack McClinton (2008-09)	16	53-117	.445
4. Kenny Kadji (2012-13)	18	32-73	.438
5. Kenny Kadji (2011-12)	15	20-46	.435
6. Robert Hite (2005-06)	16	47-111	.423
7. Malcolm Grant (2010-11)	16	43-103	.417
8. Anthony Lawrence II (2017-18)	18	23-56	.411
9. Lance Hurdle (2007-08)	16	16-39	.410
10. Jack McClinton (2007-08)	16	51-125	.408



INDIVIDUAL RECORDS - SEASON - ACC GAMES ONLY

3-POINT FIELD GOALS MADE

## Player (Season)	3FGM
1. Jack McClinton (2008-09)	53
2. Jack McClinton (2007-08)	51
3. Robert Hite (2005-06)	47
4. Davon Reed (2016-17)	46
Jack McClinton (2006-07)	46
6. Malcolm Grant (2010-11)	43
7. DJ Vasiljevic (2019-20)	41
Adrian Thomas (2010-11)	41
9. Rion Brown (2013-14)	40
10. Lonnie Walker IV (2017-18)	39
Guillermo Diaz (2004-05)	39

3-PT FIELD GOALS ATTEMPTED

## Player (Season)	3FGA
1. DJ Vasiljevic (2019-20)	142
2. Jack McClinton (2007-08)	125
3. DJ Vasiljevic (2018-19)	123
4. Chris Lykes (2018-19)	123
Jack McClinton (2008-09)	117
6. Rion Brown (2013-14)	116
7. Jack McClinton (2006-07)	115
8. Davon Reed (2016-17)	114
9. Robert Hite (2005-06)	111
10. Guillermo Diaz (2005-06)	109

ASSISTS

## Player (Season)	Ast	Avg
1. Shane Larkin (2012-13)	87	4.8
2. Angel Rodriguez (2015-16)	82	4.6
3. Anthony Harris (2004-05)	74	4.6
4. Angel Rodriguez (2014-15)	69	4.3
5. Bruce Brown (2016-17)	61	3.4
6. Anthony Harris (2005-06)	59	3.7
7. Chris Lykes (2017-18)	56	3.1
Malcolm Grant (2009-10)	56	3.5
9. Anthony Lawrence II (2018-19)	55	3.1
Garrus Adams (2013-14)	55	3.1

BLOCKED SHOTS

## Player (Season)	Blk	Avg
1. Anthony King (2004-05)	46	2.9
2. Julian Gamble (2012-13)	41	2.3
3. Kenny Kadji (2011-12)	25	1.7
4. Tonye Jekiri (2014-15)	24	1.3
5. Kenny Kadji (2012-13)	23	1.3
6. Reggie Johnson (2010-11)	22	1.4
Anthony King (2005-06)	22	1.4
8. Anthony King (2007-08)	21	1.3
Jimmy Graham (2008-09)	21	1.3
10. Sam Waardenburg (2019-20)	20	1.1
Dwayne Collins (2009-10)	20	1.3


STEALS

## Player (Season)	Stl	Avg
1. Guillermo Diaz (2004-05)	34	2.1
2. Anthony Lawrence II (2017-18)	30	1.7
3. Shane Larkin (2012-13)	32	1.8
4. Durand Scott (2012-13)	28	1.6
5. Angel Rodriguez (2015-16)	27	1.5
6. Bruce Brown (2016-17)	26	1.4
7. Angel Rodriguez (2014-15)	25	1.4
Robert Hite (2004-05)	25	1.6
9. Brian Asbury (2006-07)	24	1.5
10. Shane Larkin (2011-12)	23	1.4
Gary Hamilton (2005-06)	23	1.4
Guillermo Diaz (2005-06)	23	1.4

MINUTES PLAYED

## Player (Season)	Min	Avg
1. DJ Vasiljevic (2019-20)	693	34.7
2. Davon Reed (2016-17)	660	36.7
3. Shane Larkin (2012-13)	654	36.3
4. Rion Brown (2013-14)	640	35.6
5. Chris Lykes (2018-19)	626	34.8
6. Sheldon McClellan (2014-15)	616	34.2
7. Durand Scott (2012-13)	611	33.9
8. Bruce Brown (2016-17)	604	33.6
9. Sheldon McClellan (2015-16)	601	33.4
10. Garrus Adams (2013-14)	600	33.3

RECORDS



DJ Vasiljevic

FRESHMAN RECORDS - SEASON (SINCE 2004-05)

SCORING

	G	Pts	Avg	3-PT FIELD GOALS MADE	3FGM
Bruce Brown Jr. (2016-17)	33	391	11.8	Lonnie Walker IV (2017-18)	56
Lonnie Walker IV (2017-18)	32	368	11.4	DJ Vasiljevic (2016-17)	51
Durand Scott (2009-10)	28	339	10.3	Chris Lykes (2017-18)	48
Chris Lykes (2017-18)	32	307	9.6	Davon Reed (2013-14)	40
Dwyane Collins (2006-07)	32	274	8.6	Bruce Brown Jr. (2016-17)	33

REBOUNDING

	G	Reb	Avg	3-PT FIELD GOALS ATT.	3FGA
Dwyane Collins (2006-07)	32	207	6.5	Lonnie Walker IV (2017-18)	162
Bruce Brown Jr. (2016-17)	33	186	5.6	DJ Vasiljevic (2016-17)	146
Reggie Johnson (2009-10)	32	148	4.6	Chris Lykes (2017-18)	139
Durand Scott (2009-10)	28	131	4.0	Davon Reed (2013-14)	112
				Shane Larkin (2011-12)	99

FG PCT, Min. 60 made

	G	FGM-A	Pct
Dwyane Collins (2006-07)	32	106-197	.538
Reggie Johnson (2009-10)	32	60-115	.522
Bruce Brown Jr. (2016-17)	33	134-292	.459
Durand Scott (2009-10)	28	126-277	.455
Manu Lecomte (2013-14)	33	85-200	.425

FIELD GOALS MADE

	FGM
Bruce Brown Jr. (2016-17)	134
Lonnie Walker IV (2017-18)	132
Durand Scott (2009-10)	126
Dwyane Collins (2006-07)	106
Chris Lykes (2017-18)	100

FT PCT, Min. 50 made

	G	FTM-A	Pct
Shane Larkin (2011-12)	32	60-70	.857
Isaiah Wong (2019-20)	31	63-76	.829
Reggie Johnson (2009-10)	32	84-107	.785
Manu Lecomte (2013-14)	33	56-72	.778
Bruce Brown Jr. (2016-17)	33	90-121	.744

FREE THROWS MADE

	FTM
Bruce Brown Jr. (2016-17)	90
Reggie Johnson (2009-10)	84
Durand Scott (2009-10)	71
Isaiah Wong (2019-20)	63
Dwyane Collins (2006-07)	62

FREE THROWS ATT.

	FTA
Bruce Brown Jr. (2016-17)	121
Reggie Johnson (2009-10)	107
Dwyane Collins (2006-07)	107
Durand Scott (2009-10)	106
Chris Lykes (2017-18)	82

3-PT FG PCT, Min. 20 made

	G	3FGM-A	Pct
Manu Lecomte (2013-14)	33	27-68	.397
James Palmer (2014-15)	38	23-63	.365
Davon Reed (2013-14)	33	40-112	.357
Rion Brown (2010-11)	36	32-90	.356
DJ Vasiljevic (2016-17)	33	51-146	.349

ASSISTS

	Ast	Avg
Durand Scott (2009-10)	113	3.4
Bruce Brown Jr. (2016-17)	106	3.2
Shane Larkin (2011-12)	81	2.5
Manu Lecomte (2013-14)	77	2.3
Chris Lykes (2017-18)	76	2.4

BLOCKED SHOTS

	Blk	Avg
Reggie Johnson (2009-10)	21	0.7
Omar Sherman (2014-15)	20	0.5
Bruce Brown Jr. (2016-17)	18	1.0
Dwyane Collins (2006-07)	18	0.6
Lonnie Walker IV (2017-18)	15	0.5

STEALS

	Stl	Avg
Shane Larkin (2011-12)	50	1.6
Bruce Brown Jr. (2016-17)	49	2.7
Durand Scott (2009-10)	41	1.2
Lonnie Walker IV (2017-18)	30	0.9
Chris Lykes (2017-18)	25	0.8

MINUTES PLAYED

	G	Min	Avg
Bruce Brown Jr. (2016-17)	33	1,053	31.9
Manu Lecomte (2013-14)	33	924	28.0
Durand Scott (2009-10)	28	917	27.8
Lonnie Walker IV (2017-18)	32	888	27.8
Shane Larkin (2011-12)	32	820	25.6



INDIVIDUAL RECORDS - CAREER

POINTS SCORED (FG-FT)

1. Rick Barry, 1962-65 (816-666).....	2,298**
2. Eric Brown, 1985-89 (805-633).....	2,270
3. Don Curnutt, 1967-70 (813-380).....	2,006
4. Darius Rice, 2000-04 (631-343).....	1,865
5. Robert Hite, 2002-06 (622-245).....	1,717
6. Tim James, 1995-99 (681-331).....	1,713
7. Jack McClinton, 2006-09 (542-332).....	1,702
8. Durand Scott, 2009-13 (580-392).....	1,650
9. Dennis Burns, 1985-89 (690-205).....	1,594
10. Dick Hickox, 1958-61 (560-409).....	1,529

** No. 19 in NCAA history and T-No. 10 longest-standing scoring record at any Division I school

FIELD GOALS MADE

1. Rick Barry, 1962-65	816
2. Don Curnutt, 1967-70	813
3. Eric Brown, 1985-89	805
4. Dennis Burns, 1985-89	690
5. Tim James, 1995-99	681
6. Darius Rice, 2000-04	631
7. Robert Hite, 2002-06	622
8. Durand Scott, 2009-13	580
9. Dick Hickox, 1958-61	560
10. Jack McClinton, 2006-09	542

FIELD GOAL ATTEMPTS

1. Don Curnutt, 1967-70	1,816
2. Darius Rice, 2000-04	1,564
3. Rick Barry, 1962-65	1,564
4. Eric Brown, 1985-89	1,504
5. Tim James, 1995-99	1,431
6. Dennis Burns, 1985-89	1,409
7. Robert Hite, 2002-06	1,406
8. Durand Scott, 2009-13	1,285
9. Dick Hickox, 1958-61	1,275
10. Johnny Hemsley, 1996-2000	1,283

FIELD GOAL PERCENTAGE

(Minimum 4 FGM Per Game Played)

1. Eric Brown, 1985-89 (805-1504).....	535
2. Rick Barry, 1962-65 (816-1564).....	522
3. Donald Strong, 1970-71 (167-321).....	520
4. Rusty Parker, 1965-68 (472-915).....	516
5. Tito Horford, 1986-88 (313-613).....	511
6. Sheldon McClellan, 2014-16 (369-748).....	493
Constantin Popa, 1991-95 (452-917).....	493
8. Dennis Burns, 1985-89 (690-1409).....	490
9. Joe Wylie, 1988-91 (501-1032).....	485
10. Kenny Kadji, 2011-13 (305-637).....	479

NOTE: 3-point FGs were adopted in 1986-87

3-POINT FIELD GOALS MADE

1. Jack McClinton, 2006-09	286
2. DJ Vasiljevic, 2016-20	272
3. Steven Edwards, 1992-96	265
4. Darius Rice, 2000-04	260
5. Robert Hite, 2002-06	228
6. Malcolm Grant, 2009-12	223
7. Adrian Thomas, 2005-11	204
8. Davon Reed, 2013-17	202
9. Rion Brown, 2010-14	174
Guillermo Diaz, 2003-06	174

3-POINT FIELD GOALS ATTEMPTED

1. Steven Edwards, 1992-96	766
2. Darius Rice, 2000-04	755
3. DJ Vasiljevic, 2016-20	742
4. Jack McClinton, 2006-09	650
5. Robert Hite, 2002-06	593
6. Malcolm Grant, 2009-12	576
7. Rion Brown, 2010-14	523
8. Adrian Thomas, 2005-11	521
9. Davon Reed, 2013-17	512
10. Johnny Hemsley, 1996-2000	487

3-POINT FG PERCENTAGE, MIN. 75 ATT.

1. Jack McClinton, 2006-09 (286-650).....	440
2. Manu Lecomte, 2013-15 (79-182)	434
3. Thomas Hocker, 1987-90 (53-125).....	424
4. Trevor Burton, 1989-93 (75-189).....	397
5. Davon Reed, 2013-17 (202-512).....	395
6. Adrian Thomas, 2005-11 (204-521).....	392
7. Malcolm Grant, 2009-12 (223-576).....	387
8. Trey McKinney Jones, 2011-13 (99-257).....	385
9. Robert Hite, 2002-06 (228-593).....	384
10. James Jones, 1999-2003 (124-324).....	383

CONSECUTIVE GAMES WITH 3-PT FG MADE

1. Malcolm Grant, 2011-12.....	35
Jack McClinton, 2008-09	35
3. DJ Vasiljevic, 2018-19.....	33
4. Steven Edwards, 1994-95	32
5. Jack McClinton, 2007-08	30
6. Davon Reed, 2016-17.....	27
7. Steven Edwards, 1993.....	26
8. DJ Vasiljevic, 2019-20.....	22
9. Adrian Thomas, 2011.....	20
Johnny Hemsley, 1998-99	20
Steven Edwards, 1995-96	20

FREE THROWS MADE

1. Rick Barry, 1962-65	666
2. Eric Brown, 1985-89	633
3. Dick Hickox, 1958-61	409
4. Durand Scott, 2009-13.....	392
5. Don Curnutt, 1967-70	380
6. Ron Godfrey, 1958-61	348

RECORDS



INDIVIDUAL RECORDS - CAREER

7. Darius Rice, 2000-04	343
8. Mike Wittman, 1964-67	335
9. Jack McClinton, 2006-09	332
10. Tim James, 1995-99	331

FREE THROWS ATTEMPTED

1. Eric Brown, 1985-89	840
2. Rick Barry, 1962-65	786
3. Willie Allen, 1968-71	553
4. Tim James, 1995-99	514
5. Dick Hickox, 1958-61	512
6. Durand Scott, 2009-13	507
7. Ron Godfrey, 1958-61	469
8. Don Curnutt, 1967-70	456
9. Joe Wylie, 1988-91	451
10. Darius Rice, 2000-04	443

FREE THROW PERCENTAGE

(Minimum 2 FTM Per Game Played)

1. Jack McClinton, 2006-09 (332-369)	900
2. Dod Hammond, 1959-60 (64-73)	877
3. Lance Hurdle, 2007-08 (96-111)	865
4. Robert Hite, 2002-06 (245-289)	848
5. Rick Barry, 1962-65 (665-786)	846
6. Rick Jones, 1964-67 (281-337)	834
7. Don Curnutt, 1967-70 (380-456)	833
8. Sheldon McClellan, 2014-16 (272-327)	832
9. James Jones, 1999-2003 (304-366)	831
10. Malcolm Grant, 2009-12 (238-292)	815

REBOUNDS

1. Rick Barry, 1962-65	1,274
2. Willie Allen, 1968-71	916
3. Harry Manushaw, 1958-61	914
4. Tonye Jekiri, 2012-16	901
5. Mike McCoy, 1960-63	857
6. Tim James, 1995-99	856
7. Eric Brown, 1985-89	855
8. Reggie Johnson, 2009-13	842
9. Anthony King, 2003-08	824
10. Edwin Morris, 1955-58	787

ASSISTS*

1. Vernon Jennings, 1996-2000	520
2. Kevin Norris, 1994-98	493
3. John Salmons, 1998-2002	429
4. Kevin Presto, 1985-89	412
5. Durand Scott, 2009-13	404
6. Thomas Hocker, 1987-90	384
7. Anthony Harris, 2002-07	330
8. Michael Gardner, 1991-94	319
9. Steven Edwards, 1992-96	312
10. Malcolm Grant, 2009-12	292

STEALS*

1. Kevin Norris, 1994-98	208
2. Vernon Jennings, 1996-2000	199
3. John Salmons, 1998-2002	192
4. Robert Hite, 2002-06	187
5. Jerome Scott, 1988-92	187
6. Jake Morton, 1988-93	167
7. Durand Scott, 2009-13	166
8. Kevin Presto, 1985-89	154
9. Anthony Lawrence II, 2015-19	144
10. Mike Simmons, 1998-2003	141

BLOCKED SHOTS*

1. Constantin Popa, 1991-95	263
2. Tim James, 1995-99	224
3. Anthony King, 2003-08	219
4. James Jones, 1999-2003	192
5. Julian Gamble, 2008-13	132
6. Tonye Jekiri, 2012-16	126
7. Tito Horford, 1986-88	125
8. Dennis Burns, 1985-89	123
9. Elton Tyler, 1997-2000, 2001-02	114
10. Reggie Johnson, 2009-13	113

PERSONAL FOULS

1. Constantin Popa, 1991-95	375
2. Tonye Jekiri, 2012-16	343
3. Eric Brown, 1985-89	332
4. John Salmons, 1998-2002	316
5. Reggie Johnson, 2009-13	313
6. Hammie Ward, 1989-93	311
7. Jake Morton, 1988-93	308
8. Mario Bland, 1996-2000	305
9. Durand Scott, 2009-13	304
10. Gary Hamilton, 2002-06	297

* Statistic not kept until the 1985-86 season

DISQUALIFICATIONS

1. Mike Hutslar, 1967-70	25
2. Rusty Parker, 1965-68	21
3. Edwin Morris, 1955-58	20
Hammie Ward, 1989-93	18
Bill Soens, 1966-68	18
Eric Brown, 1985-89	18
Constantin Popa, 1991-95	18
8. Ron Godfrey, 1958-61	16
9. Willie Allen, 1968-71	15
Mark Richardson, 1985-89	15

GAMES STARTED*

1. Durand Scott, 2009-13	125
2. Darius Rice, 2000-04	113
3. Robert Hite, 2002-06	109
4. Kevin Norris, 1994-98	108
5. John Salmons, 1998-2002	106



INDIVIDUAL RECORDS - CAREER

Eric Brown, 1985-89	106
7. Anthony King, 2003-08	105
8. Davon Reed, 2013-17	99
9. Alex Fraser, 1993-97	98
10. Mario Bland, 1998-2000	97

CONSECUTIVE GAMES STARTED[^]

1. Kevin Norris, 1994-98	108
2. John Salmons, 1998-2002	106
3. James Jones, 1999-2003	89
4. Davon Reed, 2015-17	84
5. Jerome Scott, 1990-92	72
6. Anthony King, 2004-06	71
7. Guillermo Diaz, 2003-06	69
8. Alex Fraser, 1994-96	67
9. Tim James, 1997-99	61
10. Mario Bland, 1998-2000	58

[^] years listed are the years of consecutive starts

GAMES PLAYED

1. Tonye Jekiri, 2012-16	139
2. Rion Brown, 2010-14	136
3. Durand Scott, 2009-13	132
4. Davon Reed, 2013-17	131
5. Anthony Lawrence II, 2015-19	130
Brian Asbury, 2005-09	130
7. Julian Gamble, 2008-11, 2012-13	129
8. DJ Vasiljevic, 2016-20	128
9. Anthony King, 2003-08	126
10. Elton Tyler, 1997-2000, 2001-02	124
John Salmons, 1998-2002	124

MINUTES PLAYED*

1. Durand Scott, 2009-13	4,238
2. John Salmons, 1998-2002	3,786
3. Eric Brown, 1985-89	3,761
4. Darius Rice, 2000-04	3,727
5. Davon Reed, 2013-17	3,679
6. Robert Hite, 2002-06	3,566
7. Kevin Presto, 1985-89	3,453
8. DJ Vasiljevic, 2016-20	3,381
9. Tim James, 1995-99	3,371
10. James Jones, 1999-2003	3,351

* Statistic not kept until the 1985-86 season

20-POINT GAMES

1. Rick Barry, 1962-65	61
Don Curnutt, 1967-70	61
3. Eric Brown, 1985-89	54
4. Dick Hickox, 1958-61	41
5. Jack McClinton, 2006-09	37
6. Darius Rice, 2000-04	35
7. Mike Wittman, 1964-67	33
8. Johnny Hemsley, 1996-00	29
Joe Wylie, 1988-91	29
10. Tim James, 1995-99	28
Ron Godfrey, 1958-61	28
Willie Allen, 1968-71	28



Darius Rice



James Jones

INDIVIDUAL RECORDS - CAREER - ACC GAMES ONLY

SCORING

##	Player (Seasons)	Pts	Avg
1.	Jack McClinton (2006-09)	888	18.7
2.	Durand Scott (2009-13)	798	12.1
3.	Davon Reed (2013-17)	752	10.4
4.	Chris Lykes (2017-present)	735	14.4
5.	DJ Vasiljevic (2016-20)	662	8.9
6.	Guillermo Diaz (2004-06)	629	19.7
7.	Dwayne Collins (2006-10)	613	9.9
8.	Anthony Lawrence II (2015-18)	573	8.1
9.	Rion Brown (2010-14)	566	8.3
10.	Anthony Harris (2004-07)	560	11.7

REBOUNDING

##	Player (Seasons)	Reb	Avg
1.	Tonye Jekiri (2012-16)	490	6.8
2.	Dwayne Collins (2006-10)	427	6.9
3.	Reggie Johnson (2009-13)	417	6.8
4.	Anthony Lawrence II (2015-19)	335	4.7
5.	Anthony King (2004-08)	319	6.5
6.	Durand Scott (2009-13)	274	4.2
7.	Ebuka Izundu (2015-19)	264	4.4
8.	Brian Asbury (2005-09)	259	4.0
9.	Davon Reed (2013-17)	255	3.5
10.	Jimmy Graham (2005-09)	253	4.5

FIELD GOAL PCT, Min. 1.5 FGM/game

##	Player (Seasons)	FGM-A	Pct
1.	Ebuka Izundu (2015-18)	155-247	.628
2.	Dwayne Collins (2006-10)	236-429	.550
3.	Kenny Kadji (2011-13)	177-342	.518
4.	Anthony King (2004-08)	131-255	.514
5.	Julian Gamble (2008-13)	107-208	.514
6.	Reggie Johnson (2009-13)	191-376	.508
7.	Tonye Jekiri (2012-16)	166-341	.487
8.	Raymond Hicks (2004-08)	90-190	.474
9.	Jimmy Graham (2005-09)	84-178	.472
10.	Sheldon McClellan (2014-16)	171-370	.462

FIELD GOALS MADE

##	Player (Seasons)	FGM
1.	Durand Scott (2009-13)	293
2.	Jack McClinton (2006-09)	289
3.	Davon Reed (2013-17)	254
4.	Chris Lykes (2017-present)	241
5.	Dwayne Collins (2006-10)	236
6.	DJ Vasiljevic (2016-20)	228
7.	Guillermo Diaz (2004-06)	213
8.	Anthony Harris (2004-07)	207
9.	Anthony Lawrence II (2015-19)	195
10.	Rion Brown (2010-14)	194

FREE THROW PCT, MIN. 1 FTM/Game

##	Player (Seasons)	FTM-A	Pct
1.	Jack McClinton (2006-09)	170-188	.904
2.	William Frisby (2004-05)	36-42	.857
3.	James Dews (2006-10)	71-84	.845
4.	Sheldon McClellan (2014-16)	142-170	.835
5.	Robert Hite (2004-06)	81-98	.827
6.	Brian Asbury (2005-09)	112-139	.806
7.	Davon Reed (2013-17)	128-159	.805
8.	Malcolm Grant (2009-12)	82-102	.804
9.	Lance Hurdle (2007-09)	77-98	.786
10.	Manu Lecomte (2013-15)	58-74	.784

NOTE: Chris Lykes' mark of .791 (159-201) through 2019-20 would rank ninth if his career was complete

FREE THROWS MADE

##	Player (Seasons)	FTM
1.	Jack McClinton (2006-09)	170
	Durand Scott (2009-13)	170
3.	Chris Lykes (2017-present)	159
4.	Sheldon McClellan (2014-16)	142
5.	Dwayne Collins (2006-10)	141
6.	Davon Reed (2013-17)	128
7.	Guillermo Diaz (2004-06)	126
8.	Reggie Johnson (2009-13)	125
9.	Brian Asbury (2005-09)	112
10.	Anthony Lawrence II (2015-19)	103

FREE THROWS ATTEMPTED

##	Player (Seasons)	FTA
1.	Dwayne Collins (2006-10)	249
2.	Durand Scott (2009-13)	224
3.	Chris Lykes (2017-present)	201
4.	Reggie Johnson (2009-13)	195
5.	Jack McClinton (2006-09)	188
6.	Guillermo Diaz (2004-06)	171
7.	Sheldon McClellan (2014-16)	170
8.	Davon Reed (2013-17)	159
9.	Anthony Lawrence II (2015-18)	147
10.	Brian Asbury (2005-09)	139

3-POINT FG PCT, MIN. 100 ATT.

##	Player (Seasons)	3FGM-A	Pct
1.	Kenny Kadji (2011-13)	52-119	.437
2.	Jack McClinton (2006-09)	150-357	.420
3.	Davon Reed (2013-17)	116-286	.406
4.	Adrian Thomas (2005-11)	99-258	.384
5.	Anthony Lawrence II (2015-19)	80-210	.381
6.	Trey McKinney Jones (2011-13)	46-124	.371
7.	Robert Hite (2004-06)	73-198	.369
8.	Guillermo Diaz (2004-06)	77-209	.368
9.	Malcolm Grant (2009-12)	104-285	.365
10.	Sheldon McClellan (2014-16)	55-158	.348



INDIVIDUAL RECORDS - CAREER - ACC GAMES ONLY

3-POINT FIELD GOALS MADE

##	Player (Seasons)	3FGM
1.	Jack McClinton (2006-09)	150
2.	DJ Vasiljevic (2016-22)	139
3.	Davon Reed (2013-17)	116
4.	Malcolm Grant (2009-12)	104
5.	Adrian Thomas (2005-11)	99
6.	Chris Lykes (2017-present)	94
7.	Rion Brown (2010-14)	91
8.	Anthony Lawrence II (2015-18)	80
9.	Guillermo Diaz (2004-06)	77
10.	Robert Hite (2004-06)	73

3-PT FIELD GOALS ATTEMPTED

##	Player (Seasons)	3FGA
1.	DJ Vasiljevic (2016-20)	429
2.	Jack McClinton (2006-09)	357
3.	Davon Reed (2013-17)	286
4.	Malcolm Grant (2009-12)	285
5.	Chris Lykes (2017-present)	283
6.	Rion Brown (2010-14)	271
7.	Adrian Thomas (2005-11)	258
8.	James Dews (2006-10)	218
9.	Anthony Lawrence II (2015-19)	210
10.	Guillermo Diaz (2004-06)	209

ASSISTS

##	Player (Seasons)	Ast	Avg
1.	Anthony Harris (2004-07)	187	3.9
2.	Durand Scott (2009-13)	178	2.7
3.	Angel Rodriguez (2014-16)	151	4.4
4.	Anthony Lawrence II (2015-19)	145	2.0
5.	Chris Lykes (2017-present)	144	2.8
6.	Malcolm Grant (2009-12)	132	2.8
7.	Shane Larkin (2011-13)	128	3.8
8.	Davon Reed (2013-17)	114	1.6
9.	Jack McClinton (2006-09)	111	2.3
10.	Garrison Adams (2009-14)	97	2.5

BLOCKED SHOTS

##	Player (Seasons)	Blk	Avg
1.	Anthony King (2004-08)	90	1.8
2.	Julian Gamble (2008-13)	69	1.2
3.	Tonye Jekiri (2012-16)	62	0.9
4.	Reggie Johnson (2009-13)	50	0.8
5.	Kenny Kadji (2011-13)	48	1.5
6.	Jimmy Graham (2005-09)	45	0.8
7.	Dwayne Collins (2006-10)	43	0.7
8.	Anthony Lawrence II (2015-19)	38	0.5
9.	Ebuka Izundu (2015-18)	34	0.6
10.	Sam Waardenburg (2017-present)	33	0.7

STEALS

##	Player (Seasons)	Stl	Avg
1.	Durand Scott (2009-13)	91	1.4
2.	Anthony Lawrence II (2015-19)	73	1.0
3.	Davon Reed (2013-17)	59	0.8
4.	Guillermo Diaz (2004-06)	57	1.8
5.	Shane Larkin (2011-13)	55	1.6
6.	Brian Asbury (2005-09)	53	0.8
7.	Angel Rodriguez (2014-16)	52	1.5
8.	James Dews (2006-10)	48	0.8
9.	Robert Hite (2004-06)	46	1.4
10.	Tonye Jekiri (2014-16)	44	0.6

MINUTES PLAYED

##	Player (Seasons)	Min	Avg
1.	Durand Scott (2009-13)	2,155	32.7
2.	Davon Reed (2013-17)	2,000	27.8
3.	DJ Vasiljevic (2016-20)	1,926	26.0
4.	Anthony Lawrence II (2015-19)	1,835	25.8
5.	Tonye Jekiri (2012-16)	1,657	23.0
6.	Jack McClinton (2006-09)	1,624	33.8
7.	Rion Brown (2010-14)	1,586	23.3
8.	James Dews (2006-10)	1,579	25.1
9.	Dwayne Collins (2006-10)	1,571	25.1
10.	Chris Lykes (2017-present)	1,530	30.0



Dwayne Collins

OPPONENT TEAM RECORDS - GAME - AGG GAMES ONLY

POINTS

105	at North Carolina	1/31/07
103	at Florida State	1/27/18
99	at Florida State	2/8/20
98	North Carolina	1/23/08
98	Florida State	3/3/07

FIELD GOALS MADE

40	at North Carolina	1/25/20
40	Duke	1/4/20
36	at Duke	3/2/19
36	North Carolina	1/23/08
36	at North Carolina	1/31/07
36	at Wake Forest	1/29/05

FIELD GOAL ATTEMPTS

86	at Virginia Tech	2/19/20
76	at Duke	2/7/09
75	North Carolina	1/23/08
74	Duke	1/23/13

FIELD GOAL PERCENTAGE

.683 (28-41)	Duke	1/14/07
.610 (36-59)	at Wake Forest	1/29/05
.608 (31-51)	Duke	1/19/05
.600 (33-55)	at Florida State	1/27/18
.597 (40-67)	Duke	1/4/20

3-PT FIELD GOALS MADE

15	Duke	2/20/08
14	at Notre Dame	2/23/20
14	at Virginia Tech	3/8/19
14	at Syracuse	1/24/19
14	at NC State	1/27/09
14	at Duke	3/3/05

3-PT FG ATTEMPTS

39	at Duke	2/7/09
37	Duke	2/20/08
34	Virginia Tech	12/8/13

3-PT FG PERCENTAGE, MIN. 10 MADE

.667 (12-18)	at NC State	12/18/05
.625 (10-16)	at Clemson	2/27/08
.611 (11-18)	at NC State	2/4/17
.611 (11-18)	at NC State	1/19/08
.600 (12-20)	Florida State	1/27/19

FREE THROWS MADE

34	Virginia Tech	1/23/07
32	at Florida State	3/8/08
31	at Florida State	2/18/09
29	at Duke	2/19/06

FREE THROW ATTEMPTS

42	at Florida State	3/8/08
42	Virginia Tech	1/23/07
40	at Duke	2/2/08
39	at Florida State	1/27/18

FREE THROW PERCENTAGE, MIN. 10 MADE

1.000 (15-15)	Clemson	2/13/19
.941 (16-17)	at Florida State	2/8/20
.941 (16-17)	at Clemson	1/13/18
.933 (14-15)	Florida State	2/1/17
.933 (14-15)	at Duke	1/2/11

REBOUNDS

51	NC State	1/3/19
51	at North Carolina	3/2/10
51	Maryland	2/5/05
49	at North Carolina	1/31/07
48	at Georgia Tech	2/29/20
48	at Louisville	1/7/20
48	Maryland	1/13/13

ASSISTS

32	at North Carolina	1/25/20
26	North Carolina	1/19/19
26	at North Carolina	1/31/07
22	at Syracuse	1/24/19
22	at NC State	1/21/18

STEALS

17	Georgia Tech	2/3/11
15	Florida State	1/18/20
15	at Georgia Tech	3/6/11
13	at Georgia Tech	1/3/18
13	Clemson	12/21/08

BLOCKED SHOTS

13	at Georgia Tech	1/3/18
12	at NC State	12/18/05
11	at Syracuse	1/24/19
11	Florida State	1/7/18
11	at NC State	2/4/17

TURNOVERS

23	Duke	2/20/08
22	at Georgia Tech	2/17/08
20	at Maryland	3/1/06
20	Maryland	1/7/06

FOULS

29	Florida State	2/26/12
28	Florida State	2/25/15
27	at Boston College	2/16/15
27	Virginia Tech	1/31/10



OPPONENT TEAM LOWS - GAME - ACC GAMES ONLY

POINTS

38	Clemson	1/18/06
42	at Georgia Tech	1/18/14
42	Boston College	2/22/14

FIELD GOALS MADE

13	at Georgia Tech	1/18/14
13	at Maryland	1/10/07
14	Boston College	2/22/14

FIELD GOAL ATTEMPTS

37	at Virginia Tech	2/27/17
38	at Wake Forest	2/17/07
39	at Wake Forest	2/9/11

FIELD GOAL PERCENTAGE

.224 (13-58)	at Maryland	1/10/07
.254 (15-59)	Clemson	1/18/06
.274 (17-62)	Georgia Tech	2/3/11

3-PT FIELD GOALS MADE

2	at Georgia Tech	2/29/20
2	at Virginia	1/12/16
2	Florida State	1/9/16
2	Georgia Tech	1/28/15
2	at North Carolina	1/10/12
2	at Maryland	3/1/06

3-PT FG ATTEMPTS

7	at Virginia	1/12/16
7	NC State	2/27/10
9	at Florida State	2/1/15
9	at NC State	2/2/13

3-PT FG PERCENTAGE

.105 (2-19)	Florida State	1/9/16
.125 (2-16)	at North Carolina	1/10/12
.143 (4-28)	Notre Dame	2/6/19
.143 (4-28)	Georgia Tech	2/3/11

FREE THROWS MADE

0	Clemson	2/8/15
1	Virginia Tech	12/8/13
2	Georgia Tech	2/15/17

FREE THROW ATTEMPTS

1	Clemson	2/8/15
3	Georgia Tech	2/15/17
3	Virginia Tech	12/8/13

FREE THROW PCT, MIN. 10 ATT

.364 (4-11)	Clemson	1/18/06
.385 (5-13)	at Clemson	2/17/13
.400 (4-10)	Wake Forest	3/8/14

REBOUNDS

17	Georgia Tech	2/15/17
19	Virginia Tech	2/18/15
19	Wake Forest	3/8/14

ASSISTS

4	Maryland	1/13/13
6	Boston College	2/5/13
6	Florida State	1/27/13
6	Georgia Tech	2/3/11

STEALS

0	at Virginia Tech	3/7/15
0	Boston College	2/22/14
0	at Boston College	2/16/06

BLOCKED SHOTS

0	13 times, last at Virginia Tech	3/8/19
---	---------------------------------	--------

TURNOVERS

5	Syracuse	1/25/14
5	Boston College	1/19/10
6	at Syracuse	1/24/19
6	Notre Dame	1/12/17
6	at Notre Dame	3/2/16
6	Louisville	2/27/16
6	Boston College	1/10/15
6	Notre Dame	2/19/14
6	at Clemson	2/17/13

FOULS

7	at Pittsburgh	1/14/17
7	at Georgia Tech	1/24/12
8	at Syracuse	1/24/19
8	at Clemson	3/4/14
8	North Carolina	2/15/09

RECORDS

OPPONENT TEAM RECORDS BY HALF (SINCE 2004-05)

POINTS

64	at North Carolina (2nd)	1/31/07
59	Duke (2nd)	2/20/08
59	at Duke (1st)	2/19/06

FIELD GOALS MADE

23	Clemson (2nd)	12/21/08
22	at North Carolina (1st)	1/25/20
22	South Alabama (2nd)	11/28/14
22	at North Carolina (2nd)	1/31/07
21	Duke (1st)	1/4/20
21	at North Carolina (2nd)	2/20/16

FIELD GOAL ATTEMPTS

47	South Alabama (2nd)	11/28/14
42	Florida Atlantic (1st)	11/29/04
41	North Carolina (1st)	1/23/08

FIELD GOAL PERCENTAGE, MIN. 15 MADE

.810 (17-21)	Duke (1st)	1/14/07
.750 (15-20)	vs. UCF (2nd)	12/18/10
.708 (17-24)	Binghamton (2nd)	12/20/06

3-PT FIELD GOALS MADE

11	at Penn (1st)	12/4/18
11	at Wake Forest (1st)	2/11/15
10	at Notre Dame (1st)	2/23/20
10	Duke (2nd)	2/20/08

3-PT FG ATTEMPTS

22	at Duke (2nd)	2/7/09
21	vs. Akron (2nd)	12/23/10
21	Stetson (2nd)	11/29/08
21	at Duke (2nd)	3/3/05
21	vs. Duke (1st)	3/10/06

3-PT FG PERCENTAGE, MIN. 7 MADE

.800 (8-10)	at NC State (1st)	2/4/17
.778 (7-9)	at Virginia Tech (1st)	1/13/10
.778 (7-9)	at Clemson (1st)	2/27/08
.778 (7-9)	at Louisville (2nd)	12/23/06

FREE THROWS MADE

24	Virginia (2nd)	3/1/08
22	at Florida State (2nd)	3/8/08
22	Virginia Tech (2nd)	1/23/07

FREE THROW ATTEMPTS

37	vs. UCF (2nd)	12/18/10
29	Virginia Tech (2nd)	1/23/07
28	Virginia (2nd)	3/1/08
28	at Clemson (2nd)	2/27/08

FREE THROW PERCENTAGE, MIN. 10 MADE

1.000 (12-12)	at Wake Forest (1st)	1/18/17
1.000 (11-11)	vs. Clemson (2nd)	2/13/19
1.000 (11-11)	vs. North Carolina (1st)	3/9/17
1.000 (11-11)	Florida State (2nd)	2/11/17
1.000 (11-11)	at Clemson (2nd)	1/16/16
1.000 (10-10)	Pittsburgh (1st)	2/9/16
1.000 (10-10)	Florida State (2nd)	1/15/14
1.000 (10-10)	at Duke (2nd)	1/2/11
1.000 (10-10)	North Carolina (1st)	1/23/08

REBOUNDS

31	at North Carolina (1st)	3/2/10
31	Maryland (1st)	2/5/05
29	at Florida State (2nd)	2/8/20
29	vs. Virginia Tech (2nd)	3/14/08
29	at North Carolina (2nd)	1/31/07

ASSISTS

17	at North Carolina (1st)	1/25/20
16	at North Carolina (2nd)	2/20/16
15	at North Carolina (2nd)	1/25/20
15	at Florida (1st)	3/20/09

STEALS

11	Georgia Tech (2nd)	2/3/11
10	at Florida State (1st)	2/26/11

BLOCKED SHOTS

7	at Syracuse (2nd)	1/24/19
7	at NC State (1st)	2/4/17
7	vs. Florida Atlantic (2nd)	12/19/09
7	at Georgia Tech (1st)	3/4/09
7	at Mississippi State (1st)	12/13/07
7	at Massachusetts (2nd)	1/2/07
7	at NC State (1st)	12/18/05

TURNOVERS

15	Nova Southeastern (1st)	11/16/09
15	at Georgia Tech (1st)	2/17/08

FOULS

21	NC State (2nd)	3/7/09
19	Florida State (2nd)	2/26/12
19	Florida Atlantic (2nd)	1/5/09



OPPONENT TEAM LOWS BY HALF (SINCE 2004-05)

POINTS

12	College of Charleston (1st)	12/30/14
14	South Carolina State (1st)	12/6/17
14	Maryland (1st)	1/13/13
15	vs. San Diego (2nd)	11/24/08
15	Wofford (2nd)	12/10/05

FIELD GOALS MADE

4	North Florida (2nd)	12/31/08
5	at Georgia Tech (1st)	1/18/14
5	Florida State (1st)	1/19/11
5	vs. NC State (1st)	3/13/08
5	Birmingham-Southern (1st)	12/3/05

FIELD GOAL ATTEMPTS

12	at Northwestern (2nd)	11/28/06
16	at Virginia Tech (2nd)	2/24/07
17	at Virginia (2nd)	2/26/14
17	at Boston College (2nd)	1/29/12
17	at Wake Forest (2nd)	2/9/11
17	at Virginia Tech (2nd)	2/19/05
17	North Carolina A&T (2nd)	11/22/05

FIELD GOAL PERCENTAGE

.161 (5-31)	Birmingham-Southern (1st)	12/3/05
.190 (4-21)	North Florida (2nd)	12/31/08
.192 (5-26)	Florida State (1st)	1/19/11
.194 (6-31)	at Duke (1st)	2/7/09
.200 (7-35)	Charlotte (1st)	12/5/15
.200 (6-30)	N.C. Central (2nd)	1/3/09

3-PT FIELD GOALS MADE

0	Numerous times, last Clemson (1st)	2/13/19
---	------------------------------------	---------

3-PT FG ATTEMPTS

1	Columbia (2nd)	12/28/16
1	vs. Marquette (2nd)	3/28/13
2	vs. Virginia (2nd)	3/11/16
2	at Wake Forest (2nd)	2/23/13
2	at Virginia Tech (2nd)	2/24/07

3-PT FG PERCENTAGE, MIN. 10 ATT.

.000 (0-11)	Clemson (1st)	2/13/19
.000 (0-10)	Florida State (2nd)	1/27/13
.000 (0-10)	N.C. Central (2nd)	11/19/10
.000 (0-10)	at Kentucky (2nd)	12/6/08
.000 (0-10)	N.C. Central (2nd)	1/3/09
.071 (1-14)	Notre Dame (2nd)	2/6/19
.071 (1-14)	Georgia Tech (1st)	2/3/11

FREE THROWS MADE

0	Numerous times, last vs. Clemson (1st)	3/11/20
---	--	---------

FREE THROW ATTEMPTS

0	Numerous times, last vs. Clemson (1st)	3/11/20
---	--	---------

FREE THROW PERCENTAGE, MIN. 10 ATT.

.167 (2-12)	Florida State (2nd)	1/19/11
.200 (2-10)	Pittsburgh (2nd)	3/5/19
.364 (4-11)	at Clemson (2nd)	2/17/13
.364 (4-11)	Virginia (2nd)	2/5/11
.400 (6-15)	North Carolina A&T (2nd)	12/23/07
.400 (6-15)	at Clemson (2nd)	2/28/07
.400 (4-10)	Georgia Tech (1st)	2/10/10
.400 (4-10)	Maryland (1st)	2/5/05
.400 (6-15)	Morgan State (2nd)	11/19/05

REBOUNDS

7	Wake Forest (2nd)	3/8/14
7	Clemson (2nd)	3/9/13
7	at Florida State (1st)	2/13/13
7	Virginia Tech (2nd)	2/18/15

ASSISTS

0	Princeton (1st)	12/29/15
1	Numerous times, last Clemson (1st)	2/13/19

STEALS

0	Numerous times, last Wake Forest (1st)	2/15/20
---	--	---------

BLOCKED SHOTS

0	Numerous times, last vs. Clemson (2nd)	3/11/20
---	--	---------

TURNOVERS

0	at Notre Dame (1st)	2/23/20
0	at Virginia Tech (2nd)	2/19/20
0	Louisville (2nd)	1/6/19
0	Syracuse (2nd)	1/25/14
1	Notre Dame (2nd)	1/12/17
1	vs. Temple (2nd)	3/31/15
1	Boston College (2nd)	1/10/15
1	at Duke (2nd)	2/5/12
1	Boston College (2nd)	1/19/10
1	Ohio State (2nd)	12/2/08
1	NC Central (2nd)	1/3/09
1	at Florida State (2nd)	2/18/09
1	at Temple (1st)	11/27/05

FOULS

1	at Charlotte (1st)	11/25/14
2	Duke (1st)	2/25/17
2	at NC State (1st)	2/4/17
2	Duke (1st)	1/25/16
2	at Syracuse (1st)	1/24/15
2	NC Central (1st)	3/17/15
2	at Clemson (1st)	3/4/14
2	at North Carolina (1st)	1/10/13
2	at Georgia Tech (1st)	1/24/12
2	Missouri State (1st)	3/21/11
2	at Creighton (1st)	3/20/06

RECORDS



OPPONENT INDIVIDUAL RECORDS - GAME

POINTS

58 Danny Ferry, Duke 12/10/88

FIELD GOALS MADE

23 Danny Ferry, Duke 12/10/88

FIELD GOALS ATTEMPTED

31 Victor Page, Georgetown 3/6/97

FIELD GOAL PERCENTAGE

1.000 (11-11) Hakim Warrick, Syracuse 2/14/04

3-PT FIELD GOALS MADE

9 Lewis Clinch, Georgia Tech 3/4/09

9 Mike Hargett, George Mason 11/23/90

3-PT FIELD GOALS ATTEMPTED

20 Terrell Stoglin, Maryland 2/1/12

3-PT FIELD GOAL PERCENTAGE

1.000 (5-5) C.J. Harris, Wake Forest 2/23/13

1.000 (5-5) Jerry McCullough, Pitt 1/12/94

FREE THROWS MADE

17 Seth Allen, Virginia Tech 3/10/16

17 C.J. Harris, Wake Forest 2/9/11

17 Troy Bell, Boston College 1/13/01

17 Jason Lawson, Villanova 3/5/94

FREE THROWS ATTEMPTED

21 Jason Lawson, Villanova 3/5/94

FREE THROW PERCENTAGE

1.000 (17-17) Troy Bell, Boston College 1/13/01

REBOUNDS

24 Darrell Coleman, USF 3/1/88

ASSISTS

14 Markell Johnson, NC State 1/21/18

14 Brandon Knight, Pittsburgh 3/8/02

14 Tommy Amaker, Duke 2/19/86

STEALS

8 Eric Murdock, Providence 1/27/88

BLOCKED SHOTS

13 Kyle Davis, Auburn 3/14/01

TURNOVERS

11 Zlatko Savovic, Lehigh 12/27/01

OPPONENT INDIVIDUAL RECORDS - GAME - ACC GAMES ONLY

POINTS

45	Al Thornton vs. Florida State	3/3/07
41	Sean Singletary vs. Virginia	3/1/08
36	Ryan Kelly at Duke	3/2/13

FIELD GOALS MADE

16	Al Thornton vs. Florida State	3/3/07
13	Olivier Hanlan at Boston College	2/16/15
12	Jerome Robinson vs. Boston Coll.	2/10/18
12	Omer Yurtseven at NC State	1/21/18
12	Sean Singletary vs. Virginia	3/1/08
12	Malcolm Brogdon vs. Virginia	2/22/16

FIELD GOAL ATTEMPTS

26	Olivier Hanlan at Boston College	2/16/15
26	Terrell Stoglin vs. Maryland	2/1/12
25	Sean Singletary vs. Virginia	3/1/08

FG PCT, MIN. 7 MADE

1.000 (7-7)	Montay Brandon at Florida State	2/1/15
1.000 (7-7)	Dez Wells at Maryland	1/29/14
1.000 (7-7)	Ra'Sean Dickey vs. Georgia Tech	12/3/06
.917 (11-12)	Shelden Williams vs. Duke	1/19/05

3-POINT FG MADE

9	Lewis Clinch at Georgia Tech	3/4/09
8	Ty Outlaw at Virginia Tech	2/27/17
7	Coby White at North Carolina	2/9/19
7	Ryan Kelly at Duke	3/2/13
7	Toney Douglas vs. Florida State	1/21/09
7	Wayne Ellington at North Carolina	1/17/09

3-POINT FG ATTEMPTS

20	Terrell Stoglin vs. Maryland	2/1/12
16	Lewis Clinch at Georgia Tech	3/4/09
14	Jarell Eddie vs. Virginia Tech	12/8/13
14	Toney Douglas vs. Florida State	1/21/09

3-PT FG PCT, MIN. 5 MADE

1.000 (5-5)	C.J. Harris at Wake Forest	2/23/13
.857 (6-7)	Dinos Mitoglou at Wake Forest	2/11/15
.857 (6-7)	Pat Connaughton vs. ND	2/19/14

FREE THROWS MADE

17	C.J. Harris at Wake Forest	2/9/11
15	Tyler Hansbrough vs. North Carolina	1/23/08
15	Zabian Dowdell vs. Virginia Tech	1/23/07

FREE THROW ATTEMPTS

18	C.J. Harris at Wake Forest	2/9/11
18	Zabian Dowdell vs. Virginia Tech	1/23/07
16	Malcolm Delaney at Virginia Tech	1/13/10
16	Tyler Hansbrough vs. North Carolina	1/23/08

FREE THROW PCT, MIN. 10 MADE

1.000 (11-11)	Al Thornton vs. Florida State	3/3/07
1.000 (11-11)	Jon Scheyer vs. Duke	1/14/07
1.000 (10-10)	Anthony Barber at NC State	1/30/16

REBOUNDS

18	Gani Lawal vs. Georgia Tech	2/10/10
18	Trevor Booker vs. Clemson	12/21/08
15	Brice Johnson at North Carolina	2/20/16
15	Jahiiil Okafor at Duke	1/13/15
15	Jabari Parker vs. Duke	1/22/14
15	Corey Raji vs. Boston College	2/21/09
15	Shelden Williams at Duke	2/19/06
15	Sharrod Ford vs. Clemson	1/26/05
15	Sean May at North Carolina	1/22/05

ASSISTS

14	Markell Johnson at NC State	1/18/18
12	Markell Johnson vs. NC State	2/5/20
12	Tyrese Rice at Boston College	1/16/07
11	Theo Pinson at North Carolina	2/27/18
11	John Gillon at Syracuse	1/4/17
10	Prentiss Hubb at Notre Dame	2/23/20
10	Ty Lawson vs. North Carolina	1/23/08
10	Daniel Ewing at Duke	3/3/05

STEALS

7	Jose Alvarado at Georgia Tech	2/29/20
6	Nickeil Alexander-Walker at Va. Tech	3/8/19
6	Tre Jones at Duke	3/2/19
6	Chris Jones at Louisville	2/3/15
5	Grayson Allen vs. Duke	1/15/18
5	Braian Angola vs. Florida State	1/7/18
5	Jordan Roper at Clemson	1/16/16
5	Iman Shumpert at Georgia Tech	3/6/11
5	Seth Curry vs. Duke	2/13/11
5	Iman Shumpert vs. Georgia Tech	2/3/11
5	Jon Scheyer vs. Duke	2/17/10
5	Brian Zoubek vs. Duke	2/17/10

BLOCKED SHOTS

7	Cedric Simmons at NC State	12/18/05
5	Paschal Chukwu at Syracuse	1/24/19
5	Ray Spalding vs. Louisville	1/24/18
5	Omer Yurtseven at NC State	2/4/17
5	Boris Bojanovsky at Florida State	2/14/16
5	Travis McKie at Wake Forest	2/23/13
5	Alade Aminu at Georgia Tech	3/4/09
5	Tyrelle Blair at Boston College	1/15/08

TURNOVERS

9	Rakim Sanders vs. Boston College	3/5/08
8	Michael Gbinije vs. Syracuse	1/2/16
7	Jose Alvarado at Georgia Tech	1/3/18
7	Bernard James at Florida State	2/11/12

OPPONENT INDIVIDUAL RECORDS BY HALF (SINCE 2004-05)

POINTS

31	Sean Singletary vs. Virginia (2nd)	3/1/08
30	Xavier Rathan-Mayes vs. Florida State (2nd) ..	2/25/15
27	Tyler Hansbrough vs. North Carolina (2nd) ..	1/23/08
27	Eric Maynor vs. VCU (2nd)	11/16/07

FIELD GOALS MADE

10	Jordan Parks vs. NC Central (2nd)	3/17/15
10	Eric Maynor vs. VCU (2nd)	11/16/07
9	Adam Pegg vs. Stetson (2nd)	11/9/12

FIELD GOAL ATT.

20	Eric Maynor vs. VCU (2nd)	11/16/07
16	Sean Singletary vs. Virginia (2nd)	3/1/08
16	Dwain Williams vs. Providence (2nd)	11/18/07

FG PCT, MIN. 7 MADE

1.000 (7-7)	Dez Wells at Maryland (2nd)	1/29/14
1.000 (7-7)	Adam Leonard vs. Missouri St. (2nd) ..	3/21/11

3-POINT FG MADE

7	Wayne Ellington at North Carolina (2nd)	1/17/09
7	Coby White at North Carolina (2nd)	2/9/19
6	Xavier Rathan-Mayes vs. Florida St. (2nd) ..	2/25/15
6	Adam Leonard vs. Missouri State (2nd)	3/21/11
6	Lewis Clinch at Georgia Tech (1st)	3/04/09

3-POINT FG ATT.

10	Terrell Stoglin vs. Maryland (2nd)	2/1/12
10	Wayne Ellington at North Carolina (2nd)	1/17/09
10	Patrick Mills vs. Saint Mary's (2nd)	3/21/08

3-PT FG PCT, MIN. 5 MADE

1.000 (6-6)	Coby White at North Carolina (2nd) ..	2/9/19
1.000 (6-6)	Adam Leonard vs. Missouri St. (2nd) ..	3/21/11
1.000 (5-5)	Dinos Mitoglou at Wake Forest (1st) ..	2/11/15
1.000 (5-5)	C.J. Harris at Wake Forest (1st)	2/23/13

FREE THROWS MADE

13	Sean Singletary vs. Virginia (2nd)	3/1/08
11	Seth Allen vs. Virginia Tech (2nd)	3/10/16
11	Toney Douglas at Florida State (2nd)	2/18/09
11	Tyler Hansbrough vs. North Carolina (2nd) ..	1/23/08
11	Zabian Dowdell vs. Virginia Tech (2nd)	1/23/07

FREE THROW ATT.

14	Sean Singletary vs. Virginia (2nd)	3/1/08
14	Zabian Dowdell vs. Virginia Tech (2nd)	1/23/07
12	Arsalan Kazemi vs. Rice (2nd)	12/22/10
12	Malcolm Delaney at Virginia Tech (2nd)	1/13/10
12	Toney Douglas at Florida State (2nd)	2/18/09
12	Tyler Hansbrough vs. North Carolina (2nd) ..	1/23/08

FT PCT, MIN. 8 MADE

1.000 (11-11)	Seth Allen vs. Virginia Tech (2nd)	3/10/16
1.000 (9-9)	Landers Nolley II at Virginia Tech (2nd) ..	2/19/20
1.000 (9-9)	Marquise Reed vs. Clemson (2nd)	2/13/19
1.000 (8-8)	Al-Amir Dawes vs. Clemson (2nd)	3/11/20
1.000 (8-8)	C.J. Harris at Wake Forest (2nd)	2/9/11
1.000 (8-8)	Luke Loucks vs. Florida State (2nd) ..	3/9/12
1.000 (8-8)	Tyler Hansbrough at N. Carolina (1st) ..	1/17/09
1.000 (8-8)	Tyrese Rice vs. Boston College (2nd) ..	2/7/07
1.000 (8-8)	Tyler Hansbrough at N. Carolina (1st) ..	1/14/06

REBOUNDS

13	Gani Lawal vs. Georgia Tech (2nd)	2/10/10
12	Tulio Da Silva vs. Missouri State (2nd)	11/21/19
11	Dionte Ferguson vs. South Alabama (2nd) ..	11/28/14
11	Nnanna Egwu vs. Illinois (2nd)	3/24/13
11	Geoff McDermott vs. Providence (2nd)	11/18/07

ASSISTS

8	Kris Dunn vs. Providence (2nd)	12/22/14
8	Kendall Marshall vs. North Carolina (2nd) ..	3/11/11
8	Tyrese Rice at Boston College (1st)	1/16/07

STEALS

5	Nickeil Alexander-Walker vs. Virginia Tech (2nd) ..	1/30/19
5	James Daniel vs. Howard (1st)	11/14/14
5	Jeremy Chappell vs. Robert Morris (2nd) ..	12/14/08
4	Jose Alvarado at Georgia Tech (1st)	2/29/20
4	Tre Jones at Duke (1st)	3/2/19
4	Levi Randolph vs. Alabama (1st)	3/21/15
4	Chris Jones vs. Louisville (2nd)	2/3/15
4	Madison Jones at Wake Forest (2nd)	2/23/13
4	David Williams vs. UNCG (2nd)	1/2/12
4	Mike Coburn at Rutgers (1st)	11/21/10
4	Al Nolen vs. Minnesota (1st)	12/2/09
4	Tony Bethel vs. NC State (1st)	2/8/06

BLOCKED SHOTS

6	Jarvis Varnado at Mississippi State (1st)	12/13/07
6	Stephane Lasme at Massachusetts (2nd)	1/2/07
6	Cedric Simmons at NC State (1st)	12/18/05



TEAM RECORDS - NCAA TOURNAMENT

POINTS SCORED

80	vs. Missouri	3/14/02
79	vs. Buffalo	3/17/16
78	vs. Pacific	3/22/13
78	vs. St. Mary's	3/21/08
75	vs. Lafayette	3/12/99
75	vs. Arkansas	3/17/00
75	vs. Ohio State	3/19/00

FIELD GOALS MADE

28	vs. St. Mary's	3/21/08
27	vs. Lafayette	3/12/99
26	vs. Ohio State	3/19/00
25	vs. Purdue	3/14/99
25	vs. Villanova	3/24/16
25	vs. Loyola Chicago	3/15/18

FIELD GOAL ATTEMPTS

76	vs. Purdue	3/14/99
68	vs. Missouri	3/14/02
63	vs. Marquette	3/28/13
63	vs. St. Mary's	3/21/08
61	vs. UCLA	3/13/98

FIELD GOAL PERCENTAGE

.553 (21-38)	vs. Wichita State	3/19/16
.532 (25-47)	vs. Villanova	3/24/16
.510 (26-51)	vs. Ohio State	3/19/00
.510 (25-49)	vs. Loyola Chicago	3/15/18
.482 (27-56)	vs. Lafayette	3/12/99

3-POINT FIELD GOALS MADE

12	vs. Pacific	3/22/13
10	vs. Villanova	3/24/16
10	vs. Lafayette	3/12/99
10	vs. Tulsa	3/24/00
9	vs. Illinois	3/24/13
9	vs. Texas	3/23/08

3-POINT FIELD GOALS ATTEMPTED

26	vs. Marquette	3/28/13
25	vs. Illinois	3/24/13
23	vs. Missouri	3/14/02
22	vs. Pacific	3/22/13
22	vs. Texas	3/23/08

3-POINT FIELD GOAL PERCENTAGE

.625 (10-16)	vs. Lafayette	3/12/99
.588 (10-17)	vs. Villanova	3/24/16
.588 (10-17)	vs. Tulsa	3/24/00
.583 (7-12)	vs. Wichita State	3/19/16
.583 (7-12)	vs. Arkansas	3/17/00

FREE THROWS MADE

28	vs. Missouri	3/14/02
26	vs. Buffalo	3/17/16
22	vs. Arkansas	3/17/00
19	vs. Texas	3/23/08
18	vs. Pacific	3/22/13

FREE THROWS ATTEMPTED

35	vs. Missouri	3/14/02
34	vs. Buffalo	3/17/16
32	vs. Arkansas	3/17/00
23	vs. Wichita State	3/19/16
22	vs. Texas	3/23/08

FREE-THROW PERCENTAGE

.895 (17-19)	vs. Ohio State	3/19/00
.864 (19-22)	vs. Texas	3/23/08
.857 (18-21)	vs. Pacific	3/22/13
.810 (17-21)	vs. St. Mary's	3/21/08
.800 (12-15)	vs. Purdue	3/14/99
.800 (28-35)	vs. Missouri	3/14/02

REBOUNDS

47	vs. Lafayette	3/12/99
47	vs. St. Mary's	3/21/08
45	vs. Purdue	3/14/99
44	vs. Buffalo	3/17/16
44	vs. UCLA	3/13/98

ASSISTS

20	vs. Lafayette	3/12/99
19	vs. Ohio State	3/19/00
17	vs. Arkansas	3/17/00
14	vs. St. Mary's	3/21/08
13	vs. UCLA	3/13/98

STEALS

12	vs. UCLA	3/13/98
10	vs. Wichita State	3/19/16
10	vs. Lafayette	3/12/99
9	vs. Michigan State	3/17/17
8	vs. Purdue	3/14/99
8	vs. Tulsa	3/24/00

BLOCKED SHOTS

9	vs. Lafayette	3/12/99
7	vs. Loyola Chicago	3/15/18
6	vs. Buffalo	3/17/16
4	vs. Wichita State	3/19/16
4	vs. Pacific	3/22/13
4	vs. Missouri	3/14/02
4	vs. St. Mary's	3/21/08

RECORDS

INDIVIDUAL GAME RECORDS - NCAA TOURNAMENT

POINTS SCORED

38	Jack McClinton vs. St. Mary's	3/21/08
31	Johnny Hemsley vs. Lafayette	3/12/99
28	Angel Rodriguez vs. Wichita State	3/19/16
26	Sheldon McClellan vs. Villanova	3/24/16
24	Angel Rodriguez vs. Buffalo	3/17/16
24	Johnny Hemsley vs. Ohio State	3/19/00

FIELD GOALS MADE

12	Jack McClinton vs. St. Mary's	3/21/08
10	Johnny Hemsley vs. Lafayette	3/12/99
9	Angel Rodriguez vs. Wichita State	3/19/16
9	Johnny Hemsley vs. Ohio State	3/19/00
8	Sheldon McClellan vs. Villanova	3/24/16

FIELD GOALS ATTEMPTS

21	Tim James vs. Purdue	3/14/99
19	Jack McClinton vs. St. Mary's	3/21/08
17	Johnny Hemsley vs. UCLA	3/13/98
16	Johnny Hemsley vs. Ohio State	3/19/00
15	Angel Rodriguez vs. Buffalo	3/17/16
15	Johnny Hemsley vs. Lafayette	3/12/99
15	Mario Bland vs. Tulsa	3/24/00
15	Darius Rice vs. Missouri	3/14/02

FIELD GOAL PERCENTAGE, MIN. 6 MADE

.818 (9-11)	Angel Rodriguez vs. Wichita St.	3/19/16
.750 (9-12)	Johnny Hemsley vs. Lafayette	3/12/99
.750 (6-8)	Mario Bland vs. UCLA	3/13/98
.750 (6-8)	John Salmons vs. Arkansas	3/17/00
.667 (8-12)	Sheldon McClellan vs. Villanova	3/24/16
.667 (6-9)	Tim James vs. UCLA	3/13/98

3-POINT FIELD GOALS MADE

9	Johnny Hemsley vs. Lafayette	3/12/99
5	Sheldon McClellan vs. Villanova	3/24/16
5	Rion Brown vs. Illinois	3/24/13
5	Durand Scott vs. Pacific	3/22/13
5	Johnny Hemsley vs. Arkansas	3/17/00

3-POINT FIELD GOALS ATTEMPTS

12	Johnny Hemsley vs. Lafayette	3/12/99
10	Rion Brown vs. Illinois	3/24/13
10	Johnny Hemsley vs. Arkansas	3/17/00
10	Jack McClinton vs. Texas	3/23/08
9	Johnny Hemsley vs. Ohio State	3/19/00
9	Marcus Barnes vs. Missouri	3/14/02

3-POINT FIELD GOAL PERCENTAGE, MIN. 5 MADE

.750 (9-12)	Johnny Hemsley vs. Lafayette	3/12/99
.714 (5-7)	Sheldon McClellan vs. Villanova	3/24/16
.625 (5-8)	Durand Scott vs. Pacific	3/22/13
.500 (5-10)	Rion Brown vs. Illinois	3/24/13
.500 (5-10)	Johnny Hemsley vs. Arkansas	3/17/00

FREE THROWS MADE

11	Jack McClinton vs. St. Mary's	3/21/08
10	Sheldon McClellan vs. Buffalo	3/17/16
10	Darius Rice vs. Missouri	3/14/02
9	Angel Rodriguez vs. Buffalo	3/17/16
7	Angel Rodriguez vs. Wichita State	3/19/16

FREE-THROW ATTEMPTS

13	Sheldon McClellan vs. Buffalo	3/17/16
11	Angel Rodriguez vs. Buffalo	3/17/16
11	Jack McClinton vs. St. Mary's	3/21/08
11	Darius Rice vs. Missouri	3/14/02
10	Mario Bland vs. UCLA	3/13/98

FREE-THROW PERCENTAGE, MIN. 5 MADE

1.000 (11-11)	Jack McClinton vs. St. Mary's	3/21/08
1.000 (6-6)	Elton Tyler vs. Ohio State	3/19/00
1.000 (6-6)	John Salmons vs. Ohio State	3/19/00
1.000 (5-5)	Shane Larkin vs. Pacific	3/22/13
.909 (10-11)	Darius Rice vs. Missouri	3/14/02

REBOUNDS

13	Kamari Murphy vs. Buffalo	3/17/16
12	Davon Reed vs. Buffalo	3/17/16
11	Johnny Hemsley vs. UCLA	3/13/98
11	Mario Bland vs. Purdue	3/14/99
11	Mario Bland vs. Ohio State	3/19/00

ASSISTS

9	Shane Larkin vs. Pacific	3/22/13
8	Angel Rodriguez vs. Buffalo	3/17/16
8	Vernon Jennings vs. Lafayette	3/12/99
8	Vernon Jennings vs. Arkansas	3/17/00
7	Vernon Jennings vs. UCLA	3/13/98
7	Vernon Jennings vs. Tulsa	3/24/00

STEALS

4	Angel Rodriguez vs. Wichita State	3/19/16
4	Kevin Norris vs. UCLA	3/13/98
4	Johnny Hemsley vs. Lafayette	3/12/99
3	Bruce Brown vs. Michigan State	3/17/17
3	Ja'Quan Newton vs. Michigan State	3/17/17
3	Shane Larkin vs. Pacific	3/22/13
3	Vernon Jennings vs. Tulsa	3/24/00
3	Vernon Jennings vs. Ohio State	3/19/00
3	Vernon Jennings vs. Purdue	3/14/99
3	John Salmons vs. Lafayette	3/12/99
3	Johnny Hemsley vs. UCLA	3/13/98

BLOCKED SHOTS

4	Kamari Murphy vs. Buffalo	3/17/16
3	John Salmons vs. Lafayette	3/12/99
3	Jimmy Graham vs. Texas	3/23/08

INDIVIDUAL CAREER RECORDS - NCAA TOURNAMENT

POINTS SCORED (GAMES), YEARS IN NCAA

114	Johnny Hemsley (6), 1998, 1999, 2000
75	Mario Bland (6), 1998, 1999, 2000
70	John Salmons (6), 1999, 2000, 2002
65	Angel Rodriguez (3), 2016
64	Sheldon McClellan (3), 2016

FIELD GOALS MADE

38	Johnny Hemsley (6), 1998, 1999, 2000
26	John Salmons (6), 1999, 2000, 2002
25	Mario Bland (6), 1998, 1999, 2000
20	Angel Rodriguez (3), 2016
19	Elton Tyler (7), 1998, 1999, 2000, 2002

FIELD GOAL ATTEMPTS

85	Johnny Hemsley (6), 1998, 1999, 2000
54	Mario Bland (6), 1998, 1999, 2000
49	Elton Tyler (7), 1998, 1999, 2000, 2002
48	John Salmons (6), 1999, 2000, 2002
38	Tim James (3), 1998, 1999

FIELD GOAL PERCENTAGE, MIN. 10 MADE

.545 (18-33)	Sheldon McClellan (3), 2016
.542 (26-48)	John Salmons (6), 1999, 2000, 2002
.541 (20-37)	Angel Rodriguez (3), 2016
.515 (17-33)	Jack McClinton (2), 2008
.484 (16-33)	Davon Reed (4), 2016, 2017

3-POINT FIELD GOALS MADE

23	Johnny Hemsley (6), 1998, 1999, 2000
9	Angel Rodriguez (3), 2016
9	Rion Brown (3), 2013
7	Sheldon McClellan (3), 2016
7	Jack McClinton (2), 2008

3-POINT FIELD GOALS ATTEMPTS

47	Johnny Hemsley (6), 1998, 1999, 2000
21	Rion Brown (3), 2013
16	Shane Larkin (3), 2013
16	Jack McClinton (2), 2008
15	Davon Reed (4), 2016, 2017
15	Angel Rodriguez (3), 2016
15	Trey McKinney Jones (3), 2013

3-POINT FIELD GOAL PERCENTAGE, MIN. 6 MADE

.600 (9-15)	Angel Rodriguez (3), 2016
.538 (7-13)	Sheldon McClellan (3), 2016
.489 (23-47)	Johnny Hemsley (6), 1998, '99, 2000
.462 (6-13)	Durand Scott (3), 2013
.438 (7-16)	Jack McClinton (2), 2008

FREE THROWS MADE

23	Mario Bland (6), 1998, 1999, 2000
21	Sheldon McClellan (3), 2016
18	Elton Tyler (7), 1998, 1999, 2000, 2002
16	Angel Rodriguez (3), 2016
15	Johnny Hemsley (6), 1998, 1999, 2000
15	Jack McClinton (2), 2008

FREE THROWS ATTEMPTS

34	Mario Bland (6), 1998, 1999, 2000
27	Sheldon McClellan (3), 2016
22	Elton Tyler (7), 1998, 1999, 2000, 2002
19	Angel Rodriguez (3), 2016
19	Johnny Hemsley (6), 1998, 1999, 2000

FREE-THROW PERCENTAGE, MIN. 9 MADE

1.000 (15-15)	Jack McClinton (2), 2008
.909 (10-11)	Darius Rice (1), 2002
.900 (9-10)	Johnny Hemsley (6), 1998, '99, 2000
.900 (9-10)	Durand Scott (3), 2013
.846 (11-13)	Ja'Quan Newton (5), 2016, '17, '18

REBOUNDS

50	Mario Bland (6), 1998, 1999, 2000
36	Elton Tyler (7), 1998, 1999, 2000, 2002
31	John Salmons (6), 1999, 2000, 2002
30	Johnny Hemsley (6), 1998, 1999, 2000
27	Vernon Jennings (6), 1998, 1999, 2000

ASSISTS

39	Vernon Jennings (6), 1998, 1999, 2000
18	Shane Larkin (3), 2013
17	Angel Rodriguez (3), 2016
17	John Salmons (6), 1999, 2000, 2002
12	Mario Bland (6), 1998, 1999, 2000

STEALS

11	Vernon Jennings (6), 1998, 1999, 2000
9	Angel Rodriguez (3), 2016
9	Johnny Hemsley (6), 1998, 1999, 2000
6	John Salmons (6), 1999, 2000, 2002
5	Ja'Quan Newton (5), 2016, 2017, 2018
5	Shane Larkin (3), 2013
5	Elton Tyler (7), 1998, 1999, 2000, 2002

BLOCKED SHOTS

7	John Salmons (6), 1999, 2000, 2002
6	Kamari Murphy (3), 2016
5	Tim James (3), 1998, 1999
5	Jimmy Graham (2), 2008
4	Julian Gamble (3), 2013

OPPONENT TEAM RECORDS - NCAA TOURNAMENT

POINTS SCORED

93	Missouri	3/14/02
92	Villanova	3/24/16
80	Tulsa	3/24/00
78	Michigan State	3/17/17
75	Texas	3/23/08
73	Purdue	3/14/99

FIELD GOALS MADE

32	Villanova	3/24/16
30	Michigan State	3/17/17
27	Marquette	3/28/13
26	Tulsa	3/24/00
26	Missouri	3/14/02
26	Loyola Chicago	3/15/18

FIELD GOAL ATTEMPTS

61	Illinois 3/24/13	
61	Missouri	3/14/02
60	Lafayette	3/12/99

FIELD GOAL PERCENTAGE

.627 (32-51)	Villanova	3/24/16
.579 (22-38)	Purdue	3/14/99
.566 (30-53)	Michigan State	3/17/17
.540 (27-50)	Marquette	3/28/13
.473 (26-55)	Loyola Chicago	3/15/18
.464 (26-56)	Tulsa	3/24/00

3-POINT FIELD GOALS MADE

13	Texas	3/28/08
10	Villanova	3/24/16
10	Buffalo	3/17/16
9	Pacific 3/22/13	
9	Arkansas	3/17/00

3-POINT FIELD GOAL ATTEMPTS

27	Illinois 3/24/13	
26	Buffalo	3/17/16
26	Pacific 3/22/13	
26	Lafayette	3/12/99
26	Arkansas	3/17/00
26	Texas	3/23/08

3-POINT FIELD GOAL PERCENTAGE

.667 (10-15)	Villanova	3/24/16
.500 (3-6)	Marquette	3/28/13
.500 (13-26)	Texas	3/23/08
.412 (7-17)	Missouri	3/14/02
.385 (10-26)	Buffalo	3/17/16
.385 (5-13)	Purdue	3/14/99

FREE THROWS MADE

34	Missouri	3/14/02
24	Purdue	3/14/99
24	Tulsa	3/24/00
18	Villanova	3/24/16
18	Ohio State	3/19/00

FREE-THROW ATTEMPTS

43	Missouri	3/14/02
37	Purdue	3/14/99
37	Tulsa	3/24/00
26	Ohio State	3/19/00
25	UCLA	3/13/98

FREE-THROW PERCENTAGE

.947 (18-19)	Villanova	3/24/16
.857 (12-14)	Michigan State	3/17/17
.857 (6-7)	Illinois	3/24/13
.791 (34-43)	Missouri	3/14/02
.737 (14-19)	Marquette	3/28/13
.692 (18-26)	Ohio State	3/19/00

REBOUNDS

48	Missouri	3/14/02
41	Tulsa	3/24/00
41	Texas	3/23/08
38	Illinois 3/24/13	
36	Michigan State	3/17/17
36	Marquette	3/28/13

ASSISTS

19	Loyola Chicago	3/15/18
18	Michigan State	3/17/17
18	Purdue	3/14/99
17	Villanova	3/24/16
17	Missouri	3/14/02
17	Texas	3/23/08

STEALS

13	UCLA	3/13/99
12	Lafayette	3/12/99
10	Tulsa	3/24/00
10	Wichita State	3/19/16

BLOCKED SHOTS

7	Texas	3/23/08
6	Arkansas	3/17/00
5	Purdue	3/14/99
4	UCLA	3/13/98
4	Ohio State	3/19/00
4	St. Mary's	3/21/08

INDIVIDUAL OPPONENT GAME RECORDS - NCAA TOURNAMENT

POINTS SCORED

26	A.J. Abrams, Texas	3/23/08
26	J.R. Henderson, UCLA	3/13/98
24	Patrick Mills, St. Mary's	3/21/08
21	Ryan Arcidiacono, Villanova	3/24/16
21	Kris Jenkins, Villanova	3/24/16
21	Toby Bailey, UCLA	3/13/98

FIELD GOALS MADE

11	J.R. Henderson, UCLA	3/13/98
8	Nick Ward, Michigan State	3/17/17
8	Miles Bridges, Michigan State	3/17/17
8	Kris Jenkins, Villanova	3/24/16
8	Brandon Paul, Illinois	3/24/13
8	Patrick Mills, St. Mary's	3/21/08

FIELD GOAL ATTEMPTS

21	Patrick Mills, St. Mary's	3/21/08
20	Brandon Paul, Illinois	3/24/13
17	J.R. Henderson, UCLA	3/13/98
17	Scoonie Penn, Ohio State	3/19/00

FIELD GOAL PERCENTAGE, MIN. 5 MADE

.889 (8-9)	Nick Ward, Michigan State	3/17/17
.800 (8-10)	Kris Jenkins, Villanova	3/24/16
.750 (6-8)	Greg McQuay, Purdue	3/14/99
.714 (5-7)	Davante Gardner, Marquette	3/28/13
.714 (5-7)	Brian Cardinal, Purdue	3/14/99

3-POINT FIELD GOALS MADE

6	Patrick Mills, St. Mary's	3/21/08
6	A.J. Abrams, Texas	3/23/08
6	Travis Fulton, Pacific	3/22/13
5	Kris Jenkins, Villanova	3/24/16
4	Brian Cardinal, Purdue	3/14/99
4	Tyler Griffey, Illinois	3/24/13
4	Clayton Custer, Loyola Chicago	3/15/18

3-POINT FIELD GOAL ATTEMPTS

14	Patrick Mills, St. Mary's	3/21/08
10	D.J. Richardson, Illinois	3/24/13
10	Travis Fulton, Pacific	3/22/13
10	A.J. Abrams, Texas	3/23/08
9	Scoonie Penn, Ohio State	3/19/00

3-POINT FIELD GOAL PCT., MIN. 4 MADE

.833 (5-6)	Kris Jenkins, Villanova	3/24/16
.800 (4-5)	Brian Cardinal, Purdue	3/14/99
.667 (4-6)	Tyler Griffey, Illinois	3/24/13
.667 (4-6)	Nick Perkins, Buffalo	3/17/16
.667 (4-6)	Clayton Custer, Loyola Chicago	3/15/18

FREE THROWS MADE

10	Clarence Gilbert, Missouri	3/14/02
7	Toby Bailey, UCLA	3/13/98
7	Alan Eldridge, Purdue	3/14/99
7	Brandon Kurtz, Tulsa	3/24/00
6	Brian Cardinal, Purdue	3/14/99
6	A.J. Abrams, Texas	3/23/08
6	Rickey Paulding, Missouri	3/14/02

FREE-THROW ATTEMPTS

12	Brandon Kurtz, Tulsa	3/24/00
11	Clarence Gilbert, Missouri	3/14/02
10	Alan Eldridge, Purdue	3/14/99
9	J.R. Henderson, UCLA	3/13/98
9	Toby Bailey, UCLA	3/13/98

FREE-THROW PERCENTAGE, MIN. 6 MADE

1.000 (6-6)	A.J. Abrams, Texas	3/23/08
1.000 (6-6)	Rickey Paulding, Missouri	3/14/02
.909 (10-11)	Clarence Gilbert, Missouri	3/14/02
.778 (7-9)	Toby Bailey, UCLA	3/13/98
.750 (6-8)	Brian Cardinal, Purdue	3/14/99

REBOUNDS

16	Damion James, Texas	3/23/08
12	Nnanna Ekwu, Illinois	3/24/13
12	Daimon Simpson, St. Mary's	3/21/08
11	Trent Lockett, Marquette	3/28/13
11	Toby Bailey, UCLA	3/13/98
11	Travon Bryant, Missouri	3/14/02

ASSISTS

8	D.J. Augustin, Texas	3/23/08
8	Ben Richardson, Loyola Chicago	3/15/18
7	Toby Bailey, UCLA	3/13/98
7	Tony Mayfield, Purdue	3/14/99
7	Kareem Rush, Missouri	3/14/02

STEALS

4	Fred VanVleet, Wichita State	3/19/16
4	Brian Cardinal, Purdue	3/14/99
4	Scoonie Penn, Ohio State	3/19/00
4	Eric Coley, Tulsa	3/24/00
4	Toby Bailey, UCLA	3/13/98

BLOCKED SHOTS

4	Alonzo Lane, Arkansas	3/17/00
4	Ken Johnson, Ohio State	3/19/00
3	Derrick Wilson, Marquette	3/28/13
3	Colin Beatty, Pacific	3/22/13
3	Diamon Simpson, St. Mary's	3/21/08
3	Damion James, Texas	3/23/08
3	Connor Atchley, Texas	3/23/08
3	Eric Coley, Tulsa	3/24/00

TEAM RECORDS - NIT

POINTS

96	vs. Providence	3/19/63
85	vs. Florida Atlantic.....	3/16/11
81	vs. Missouri State	3/21/11

LOW:

53	vs. Creighton.....	3/20/06
----	--------------------	---------

FIELD GOALS MADE

41	vs. Providence	3/19/63
30	vs. Florida Atlantic.....	3/16/11
30	vs. St. Francis (N.Y.).....	3/16/63

LOW:

19	at Richmond.....	3/24/15
----	------------------	---------

FIELD GOALS ATTEMPTS

94	vs. Providence	3/19/63
63	vs. St. Joseph's (Pa.).....	3/12/64

LOW:

44	NC Central	3/17/15
44	vs. Creighton.....	3/20/06

FIELD GOAL PERCENTAGE

.600 (30-50)	vs. Florida Atlantic.....	3/16/11
.500 (26-52)	vs. Missouri State	3/21/11
.500 (22-44)	NC Central	3/17/15

LOW:

.311 (19-61)	at Richmond.....	3/24/15
--------------	------------------	---------

THREE-POINT FG MADE*

13	vs. South Carolina	3/15/05
10	vs. Valparaiso	3/14/12
10	vs. Providence	3/18/09

LOW:

2	at Richmond.....	3/24/15
2	vs. Alabama	3/23/11

THREE-POINT FG ATTEMPTS*

27	vs. Providence	3/18/09
27	vs. South Carolina	3/15/05
25	vs. Minnesota.....	3/19/12
25	vs. Florida	3/20/09
25	vs. Penn State	3/15/95

LOW:

12	vs. Michigan.....	3/13/97
----	-------------------	---------

3-POINT FIELD GOAL PERCENTAGE

.500 (8-16)	NC Central	3/17/15
.481 (13-27)	vs. South Carolina	3/15/05
.455 (10-22)	vs. Valparaiso	3/14/12

LOW:

.125 (2-16)	at Richmond.....	3/24/15
-------------	------------------	---------

FREE THROWS MADE

30	vs. St. Joseph's (Pa.).....	3/12/64
23	at Richmond.....	3/24/15
23	NC Central	3/17/15

LOW:

4	vs. Valparaiso	3/14/12
---	----------------------	---------

FREE THROWS ATTEMPTED

40	vs. St. Joseph's (Pa.).....	3/12/64
28	at Richmond.....	3/24/15
27	Alabama.....	3/21/15

LOW:

6	vs. Valparaiso	3/14/12
6	vs. Michigan.....	3/22/06

FREE-THROW PERCENTAGE

.920 (23-25)	NC Central.....	3/17/15
.875 (21-24)	vs. Missouri State	3/21/11
.857 (18-21)	vs. Providence	3/18/09

LOW:

.583 (7-12)	vs. Florida	3/20/09
-------------	-------------------	---------

REBOUNDS

55	vs. Providence	3/19/63
47	at Richmond.....	3/24/15
45	vs. Temple.....	3/31/15

LOW:

15	vs. St. Joseph's (Pa.).....	3/12/64
----	-----------------------------	---------

ASSISTS**

16	vs. Valparaiso	3/14/12
16	vs. Providence	3/18/09
15	Alabama.....	3/21/15
15	vs. Auburn.....	3/14/01

LOW:

3	vs. St. Joseph's (Pa.).....	3/12/64
---	-----------------------------	---------

STEALS*

14	vs. Oklahoma State	3/15/06
11	vs. Auburn.....	3/14/01
9	vs. Minnesota.....	3/19/12

LOW:

1	vs. Florida Atlantic.....	3/16/11
---	---------------------------	---------

TURNOVERS*

19	vs. Alabama	3/23/11
19	vs. Providence	3/18/09
18	vs. Penn State	3/15/95

LOW:

7	at Richmond.....	3/24/15
7	vs. Florida Atlantic.....	3/16/11
7	vs. South Carolina	3/15/05

BLOCKED SHOTS*

8	vs. Stanford.....	4/2/15
8	vs. Temple.....	3/31/15
5	vs. Missouri State	3/21/11
5	vs. Michigan.....	3/22/06

LOW:

0	at Richmond.....	3/24/15
0	vs. Alabama	3/23/11

FOULS

26	vs. Penn State	3/15/95
23	vs. Providence	3/19/63
21	vs. Florida Atlantic.....	3/16/11
21	vs. Providence	3/18/09
21	vs. St. Joseph's (Pa.).....	3/12/64

LOW:

9	vs. Valparaiso	3/14/12
---	----------------------	---------

* Stats not kept in 1963 or 1964

**Stats begin in 1964

NIT ALL-TOURNAMENT TEAM

2014

Sheldon McClellan
Davon Reed

INDIVIDUAL GAME RECORDS - NIT

POINTS SCORED

35	Rick Barry vs. St. Joseph's (Pa.)	3/12/64
29	Mike McCoy vs. St. Francis (N.Y.)	3/16/63
25	Clifton Clark vs. Michigan	3/13/97
25	Jack McClinton vs. Providence	3/18/09
23	Robert Hite vs. South Carolina	3/15/05
23	Malcolm Grant vs. Florida Atlantic	3/16/11

FIELD GOALS MADE

13	Mike McCoy vs. St. Francis (N.Y.)	3/16/63
11	Clifton Clark vs. Michigan	3/13/97
9	Jack McClinton vs. Providence	3/18/09
8	Carl Stavreti vs. Providence	3/19/63
8	Ken Allen vs. Providence	3/19/63
8	Rick Barry vs. St. Joseph's (Pa.)	3/12/64
8	Guillermo Diaz vs. South Carolina	3/15/05
8	Robert Hite vs. South Carolina	3/15/05
8	Guillermo Diaz vs. Michigan	3/22/06

FIELD GOALS ATTEMPTS

24	Mike McCoy vs. St. Francis (N.Y.)	3/16/63
21	Clifton Clark vs. Michigan	3/13/97
21	Jack McClinton vs. Providence	3/18/09
20	Robert Hite vs. Oklahoma State	3/15/06
19	Ken Allen vs. Providence	3/19/63
19	Robert Hite vs. South Carolina	3/15/05

FIELD GOAL PERCENTAGE, MIN. 5 MADE

.750 (6-8)	Reggie Johnson vs. Alabama	3/23/11
.714 (5-7)	Raymond Hicks vs. Michigan	3/22/06
.700 (7-10)	Reggie Johnson vs. FAU	3/16/11
.667 (6-9)	Dwayne Collins vs. Florida	3/20/09
.667 (6-9)	Constantin Popa vs. Penn State	3/15/95

3-POINT FIELD GOALS MADE

7	Jack McClinton vs. Providence	3/18/09
5	Robert Hite vs. South Carolina	3/15/05
4	Guillermo Diaz vs. South Carolina	3/15/05
4	Anthony Harris vs. South Carolina	3/15/05
4	Robert Hite vs. Creighton	3/20/06
4	Guillermo Diaz vs. Michigan	3/22/06
4	Adrian Thomas vs. Missouri State	3/21/11
4	Rion Brown vs. Valparaiso	3/14/12

3-POINT FG ATTEMPTS

14	Jack McClinton vs. Providence	3/18/09
10	Guillermo Diaz vs. South Carolina	3/15/05
10	Robert Hite vs. South Carolina	3/15/05
10	Guillermo Diaz vs. Michigan	3/22/06
9	Steven Edwards vs. Penn State	3/15/95
9	Jack McClinton vs. Florida	3/20/09
9	Adrian Thomas vs. Missouri State	3/21/11

3-POINT FG PERCENTAGE, MIN. 4 MADE

.571 (4-7)	Rion Brown vs. Valparaiso	3/14/12
.571 (4-7)	Anthony Harris vs. So. Carolina	3/15/05
.500 (7-14)	Jack McClinton vs. Providence	3/18/09
.500 (5-10)	Robert Hite vs. South Carolina	3/15/05
.500 (4-8)	Robert Hite vs. Creighton	3/20/06
.444 (4-9)	Adrian Thomas vs. Missouri State	3/21/11

FREE THROWS MADE

19	Rick Barry vs. St. Joseph's (Pa.)	3/12/64
10	Manu Lecomte vs. NC Central	3/17/15
10	Durand Scott vs. Florida Atlantic	3/16/11
9	Davon Reed vs. Alabama	3/21/15
8	Davon Reed at Richmond	3/24/15
8	Guillermo Diaz vs. Oklahoma State	3/15/06
8	Malcolm Grant vs. Florida Atlantic	3/16/11

FREE THROWS ATTEMPTED

22	Rick Barry vs. St. Joseph's (Pa.)	3/12/64
14	Davon Reed vs. Alabama	3/21/15
11	Davon Reed at Richmond	3/24/15
11	Manu Lecomte vs. NC Central	3/17/15
11	Malcolm Grant vs. Florida Atlantic	3/16/11

FREE-THROW PERCENTAGE, MIN. 6 MADE

1.000 (10-10)	Durand Scott vs. FAU	3/16/11
1.000 (6-6)	Manu Lecomte vs. Alabama	3/21/15
1.000 (6-6)	Reggie Johnson vs. Minnesota	3/19/12
90.9 (10-11)	Manu Lecomte vs. NC Central	3/17/15
.875 (7-8)	Durand Scott vs. Alabama	3/23/11
.864 (19-22)	Rick Barry vs. St. Joseph's (Pa.)	3/12/64

REBOUNDS

20	Jack Spisak vs. Providence	3/19/63
20	Rick Barry vs. St. Joseph's (Pa.)	3/12/64
20	Reggie Johnson vs. Florida Atlantic	3/16/11
15	James Jones vs. Auburn	3/14/01
13	Jack Spisak vs. St. Francis (N.Y.)	3/16/63

ASSISTS

6	Davon Reed vs. NC Central	3/17/15
5	Vernon Jennings vs. Georgetown	3/6/97
5	Michael Simmons vs. Auburn	3/14/01
5	Guillermo Diaz vs. South Carolina	3/15/05
5	Denis Clemente vs. Oklahoma State	3/15/06
5	Guillermo Diaz vs. Creighton	3/20/06
5	James Dews vs. Providence	3/18/09

STEALS

6	John Salmons vs. Auburn	3/14/01
4	Robert Hite vs. Oklahoma State	3/15/06
3	DeQuan Jones vs. Minnesota	3/19/12
3	Kevin Norris vs. Michigan	3/13/97
3	Anthony King vs. Oklahoma State	3/15/06
3	Gary Hamilton vs. Oklahoma State	3/15/06
3	Guillermo Diaz vs. Oklahoma State	3/15/06
3	Adrian Thomas vs. Florida	3/20/09
3	DeQuan Jones vs. Alabama	3/23/11

BLOCKED SHOTS

4	Anthony King vs. Michigan	3/22/06
3	Omar Sherman vs. Stanford	4/2/15
3	Davon Reed vs. Temple	3/31/15
3	Anthony King vs. South Carolina	3/15/05
3	DeQuan Jones vs. Missouri State	3/21/11
3	Reggie Johnson vs. Valparaiso	3/14/12

INDIVIDUAL CAREER RECORDS - NIT

POINTS SCORED (GAMES)

73	Robert Hite (4)	2005, 2006
68	Guillermo Diaz (4)	2005, 2006
66	Sheldon McClellan (5)	2015
58	Durand Scott (3)	2011
58	Rick Barry (3)	1963, 1964

FIELD GOALS MADE

27	Robert Hite (4)	2005, 2006
24	Guillermo Diaz (4)	2005, 2006
23	Reggie Johnson (5)	2011, 2012
21	Sheldon McClellan (5)	2015
20	Mike McCoy (2)	1963

FIELD GOAL ATTEMPTS

67	Robert Hite (4)	2005, 2006
55	Guillermo Diaz (4)	2005, 2006
53	Sheldon McClellan (5)	2015
41	Rick Barry (3)	1963, 1964
38	Reggie Johnson (5)	2011, 2012
38	Malcolm Grant (5)	2011, 2012

FIELD GOAL PERCENTAGE, MIN. 9 MADE

.818 (9-11)	Julian Gamble (5)	2009, 2011
.605 (23-38)	Reggie Johnson (5)	2011, 2012
.555 (10-18)	DeQuan Jones (7)	2009, 2011, 2012
.541 (20-37)	Mike McCoy (2)	1963
.523 (11-21)	Clifton Clark (1)	1997

3-POINT FIELD GOALS MADE

14	Robert Hite (4)	2005, 2006
10	Guillermo Diaz (4)	2005, 2006
10	Jack McClinton (2)	2009
8	Adrian Thomas (6)	2006, 2009, 2011
7	Deandre Burnett (5)	2015
7	Rion Brown (5)	2011, 2012
7	Malcolm Grant (5)	2011, 2012

3-POINT FIELD GOALS ATTEMPTED

33	Robert Hite (4)	2005, 2006
28	Adrian Thomas (6)	2006, 2009, 2011
27	Guillermo Diaz (4)	2005, 2006
24	Malcolm Grant (5)	2011, 2012
23	Jack McClinton (2)	2009

3-POINT FIELD GOAL PCT, MIN. 4 MADE

.435 (10-23)	Jack McClinton (2)	2009
.424 (14-33)	Robert Hite (4)	2005, 2006
.417 (5-12)	Anthony Harris (3)	2006
.370 (10-27)	Guillermo Diaz (4)	2005, 2006
.350 (7-20)	Deandre Burnett (5)	2015
.350 (7-20)	Rion Brown (5)	2011, 2012

FREE THROWS MADE

26	Davon Reed (5)	2015
24	Rick Barry (3)	1963, 1964
23	Durand Scott (3)	2011
19	Manu Lecomte (5)	2015
18	Sheldon McClellan (5)	2015

FREE THROWS ATTEMPTED

37	Davon Reed (5)	2015
31	Rick Barry (3)	1963, 1964
26	Durand Scott (3)	2011
22	Rick Barry (1)	1964
21	Manu Lecomte (5)	2015

FREE-THROW PERCENTAGE, MIN. 10 MADE

.909 (10-11)	Reggie Johnson (5)	2011, 2012
.905 (19-21)	Manu Lecomte (5)	2015
.900 (18-20)	Sheldon McClellan (5)	2015
.885 (23-26)	Durand Scott (3)	2011
.774 (24-31)	Rick Barry (3)	1963, 1964

REBOUNDS

49	Reggie Johnson (5)	2011, 2012
38	Rick Barry (3)	1963, 1964
35	Davon Reed (5)	2015
33	Jack Spisak (2)	1963
30	Tonye Jekiri (4)	2015

ASSISTS

19	Davon Reed (5)	2015
14	Guillermo Diaz (4)	2005, 2006
10	Durand Scott (3)	2011
10	Malcolm Grant (5)	2011, 2012
8	Ja'Quan Newton (5)	2015
8	Reggie Johnson (5)	2011, 2012
8	Denis Clemente (3)	2006

STEALS

8	DeQuan Jones, (7)	2009, 2011, 2012
6	John Salmons (1)	2001
6	Guillermo Diaz (4)	2005, 2006
6	Anthony King (3)	2006
6	Gary Hamilton (3)	2006

BLOCKED SHOTS

10	Anthony King (3)	2006
5	Davon Reed (5)	2015
5	Omar Sherman (5)	2015
5	Reggie Johnson (5)	2011, 2012
4	Ivan Cruz Uceda (5)	2015
4	DeQuan Jones (7)	2009, 2011, 2012

OPPONENT TEAM RECORDS - NIT

POINTS

106	Providence	3/19/63
86	St. Joseph's (Pa.)	3/12/64
79	Alabama	3/23/11

LOW:

50	Valparaiso	3/14/12
----	------------	---------

FIELD GOALS MADE

39	Providence	3/19/63
37	St. Joseph's (Pa.)	3/12/64
30	Alabama	3/23/11

LOW:

17	Penn State	3/15/95
----	------------	---------

FIELD GOALS ATTEMPTS

85	Providence	3/19/63
75	St. Joseph's (Pa.)	3/12/64
66	vs. Stanford	4/2/15
66	Missouri State	3/21/11

LOW:

45	Oklahoma State	3/15/06
----	----------------	---------

FIELD GOAL PERCENTAGE

.596 (28-47)	Michigan	3/13/97
.583 (28-48)	Minnesota	3/19/12
.545 (30-55)	Alabama	3/23/11

LOW:

.302 (19-63)	vs. Temple	3/31/15
--------------	------------	---------

THREE-POINT FG MADE*

13	Missouri State	3/21/11
10	Florida	3/20/09
8	NC Central	3/17/15
8	Providence	3/18/09
8	Michigan	3/22/06
8	Creighton	3/20/06

LOW:

2	vs. Temple	3/31/15
---	------------	---------

THREE-POINT FG ATTEMPTS*

29	Missouri State	3/21/11
27	Alabama	3/21/15
27	Valparaiso	3/14/12
27	Florida	3/20/09
27	Providence	3/18/09
27	Creighton	3/20/06

LOW:

12	Michigan	3/13/97
----	----------	---------

3-POINT FIELD GOAL PERCENTAGE, MIN. 4 MADE

.533 (8-15)	Michigan	3/22/06
.500 (6-12)	Michigan	3/13/97
.471 (8-17)	NC Central	3/17/15

LOW:

.105 (2-19)	vs. Temple	3/31/15
-------------	------------	---------

FREE THROWS MADE

28	Providence	3/19/63
24	Penn State	3/15/95
21	Michigan	3/22/06

LOW:

6	Creighton	3/20/06
---	-----------	---------

FREE THROWS ATTEMPTED

34	Providence	3/19/63
29	Penn State	3/15/95
27	Providence	3/18/09

LOW:

8	Creighton	3/20/06
---	-----------	---------

FREE-THROW PERCENTAGE

.955 (21-22)	Michigan	3/22/06
.842 (16-19)	Minnesota	3/19/12
.828 (24-29)	Penn State	3/15/95

LOW:

.556 (10-18)	South Carolina	3/15/05
--------------	----------------	---------

REBOUNDS

60	St. Joseph's (Pa.)	3/12/64
46	Providence	3/19/63
45	vs. Stanford	4/2/15

LOW:

21	NC Central	3/17/15
----	------------	---------

ASSISTS**

20	Florida	3/20/09
17	Michigan	3/13/97
15	Creighton	3/20/06

LOW:

6	FAU	3/16/11
---	-----	---------

6	St. Joseph's (Pa.)	3/12/64
---	--------------------	---------

STEALS*

13	Alabama	3/23/11
10	Auburn	3/14/01
10	Penn State	3/15/95

LOW:

2	Minnesota	3/19/12
---	-----------	---------

2	Creighton	3/20/06
---	-----------	---------

2	South Carolina	3/15/05
---	----------------	---------

TURNOVERS*

22	Oklahoma State	3/15/06
19	Auburn	3/14/01
18	Minnesota	3/19/12

LOW:

6	vs. Temple	3/31/15
---	------------	---------

6	Alabama	3/21/15
---	---------	---------

BLOCKED SHOTS*

15	Auburn	3/14/01
7	vs. Temple	3/31/15
7	Alabama	3/23/11

7	Michigan	3/13/97
---	----------	---------

LOW:

0	NC Central	3/17/15
---	------------	---------

0	Valparaiso	3/14/12
---	------------	---------

0	Florida	3/20/09
---	---------	---------

FOULS*

25	St. Joseph's (Pa.)	3/12/64
22	Alabama	3/23/11

LOW:

9	Michigan	3/22/06
---	----------	---------

9	Creighton	3/20/06
---	-----------	---------

**Stats begin in 1964

* Stats not kept in 1963 or 1964

OPPONENT INDIVIDUAL GAME RECORDS - NIT

POINTS SCORED

38	Ray Flynn (Providence)	3/19/63
30	Steve Courtin (St. Joseph's, Pa.)	3/12/64
26	Jimmy Stone (Providence)	3/19/63
26	Adam Leonard (Missouri State)	3/21/11

FIELD GOALS MADE

16	Ray Flynn (Providence)	3/19/63
13	Steve Courtin (St. Joseph's, Pa.)	3/12/64
11	Jordan Parks (NC Central)	3/17/15

FIELD GOALS ATTEMPTED

26	Ray Flynn (Providence)	3/19/63
19	Jimmy Stone (Providence)	3/19/63
19	Steve Courtin (St. Joseph's, Pa.)	3/12/64

FIELD GOAL PERCENTAGE, MIN. 5 MADE

.900 (9-10)	Rodney Williams (Minnesota)	3/19/12
.857 (6-7)	John Amaechi (Penn State)	3/15/95
.846 (11-13)	Jordan Parks (NC Central)	3/17/15

3-POINT FIELD GOALS MADE

7	Adam Leonard (Missouri State)	3/21/11
4	Johnny Mathies (Creighton)	3/20/06
4	Jimmy Motz (Creighton)	3/20/06
4	Brian McKenzie (Providence)	3/18/09
4	Nick Calathes (Florida)	3/20/09
4	Kyle Weems (Missouri State)	3/21/11
4	Julian Welch (Minnesota)	3/19/12

3-POINT FIELD GOALS ATTEMPTED

11	Johnny Mathies (Creighton)	3/20/06
11	Kyle Weems (Missouri State)	3/21/11
10	Pete Lisicky (Penn State)	3/15/95

3-POINT FIELD GOAL PERCENTAGE, MIN. 4 MADE

1.000 (4-4)	Julian Welch (Minnesota)	3/19/12
.875 (7-8)	Adam Leonard (Missouri St)	3/21/11
.667 (4-6)	Jimmy Motz (Creighton)	3/20/06

FREE THROWS MADE

10	Lester Abram (Michigan)	3/22/06
9	John Amaechi (Penn State)	3/15/95
9	Weyinmi Efejuku (Providence)	3/18/09

FREE THROWS ATTEMPTED

12	Jonathan Kale (Providence)	3/18/09
10	Nimrod Hilliard (NC Central)	3/17/15
10	James Raftery (St. Francis, N.Y.)	3/16/63
10	Jimmy Stone (Providence)	3/19/63
10	John Amaechi (Penn State)	3/15/95
10	Lester Abram (Michigan)	3/22/06
10	Weyinmi Efejuku (Providence)	3/18/09

FREE-THROW PERCENTAGE, MIN. 6 MADE

1.000 (10-10)	Lester Abram (Michigan)	3/22/06
1.000 (7-7)	Obi Enechionya (Temple)	3/31/15
1.000 (6-6)	Vin Flynn (Providence)	3/19/63
1.000 (6-6)	Daniel Horton (Michigan)	3/22/06
.900 (9-10)	John Amaechi (Penn State)	3/15/95
.900 (9-10)	Weyinmi Efejuku (Providence)	3/18/09

REBOUNDS

14	Larry Hofmann (St. Joseph's, Pa.)	3/12/64
12	Anthony Brown (Stanford)	4/2/15
12	Jimmy Stone (Providence)	3/19/63
12	Alex Tyus (Florida)	3/20/09

ASSISTS

8	Travis Conlan (Michigan)	3/13/97
7	Dan Earl (Penn State)	3/15/95
7	Jamison Brewer (Auburn)	3/14/01
7	Nick Calathes (Florida)	3/20/09

STEALS

4	Jesse Morgan (Temple)	3/31/15
4	Levi Randolph (Alabama)	3/21/15
4	JaMychal Green (Alabama)	3/23/11
4	Ryan Broekhoff (Valparaiso)	3/14/12

BLOCKED SHOTS

13	Kyle Davis (Auburn)	3/14/01
5	Obi Enechionya (Temple)	3/31/15
4	Brandon Wallace (South Carolina)	3/15/05



TEAM RECORDS - ACC TOURNAMENT

POINTS SCORED

88	vs. Virginia Tech	3/10/16
87	vs. North Carolina	3/17/13
83	vs. Wake Forest	3/11/10
81	vs. NC State	3/16/13
79	vs. Wake Forest	3/12/19

FIELD GOALS MADE

30	vs. Virginia Tech	3/10/16
30	vs. North Carolina	3/17/13
30	vs. Wake Forest	3/11/10
29	vs. Boston College	3/9/07
27	vs. Wake Forest	3/12/19
27	vs. Duke	3/10/06

FIELD GOAL ATTEMPTS

70	vs. North Carolina	3/8/15
64	vs. Florida State	3/9/12
64	vs. Virginia	3/10/11
64	vs. Virginia	3/10/05
63	vs. Clemson	3/11/20
63	vs. Duke	3/10/06

FIELD GOAL PERCENTAGE

.566 (30-53)	vs. Virginia Tech	3/10/16
.548 (23-42)	vs. Virginia	3/11/16
.527 (29-55)	vs. Boston College	3/9/07
.517 (30-58)	vs. Wake Forest	3/11/10
.508 (30-59)	vs. North Carolina	3/17/13

3-POINT FIELD GOALS MADE

12	vs. North Carolina	3/17/13
11	vs. Clemson	3/11/20
10	vs. Florida State	3/9/12
10	vs. Virginia	3/10/11
9	vs. Syracuse	3/8/17
9	vs. North Carolina	3/11/11

3-POINT FIELD GOALS ATTEMPTED

36	vs. Clemson	3/11/20
29	vs. Virginia Tech	3/13/19
29	vs. Virginia	3/10/11
26	vs. North Carolina	3/11/11
25	vs. Virginia Tech	3/12/14
25	vs. Florida State	3/9/12

3-POINT FIELD GOAL PERCENTAGE

.545 (12-22)	vs. North Carolina	3/17/13
.533 (8-15)	vs. Duke	3/13/10
.500 (4-8)	vs. Virginia Tech	3/10/16
.471 (8-17)	vs. Wake Forest	3/11/10
.467 (7-15)	vs. Boston College	3/9/07

FREE THROWS MADE

26	vs. NC State	3/13/08
23	vs. NC State	3/16/13
22	vs. Maryland	3/8/07
20	vs. Virginia Tech	3/10/16
19	vs. Virginia	3/10/05

FREE THROWS ATTEMPTED

30	vs. NC State	3/13/08
30	vs. NC State	3/16/13
28	vs. Maryland	3/8/07
28	vs. Virginia	3/10/05
26	vs. Virginia Tech	3/10/16

FREE-THROW PERCENTAGE

1.000 (6-6)	vs. Boston College	3/9/07
.867 (26-30)	vs. NC State	3/13/08
.842 (16-19)	vs. Virginia Tech	3/12/14
.833 (15-18)	vs. Wake Forest	3/11/10
.789 (15-19)	vs. Georgia Tech	3/8/12

REBOUNDS

47	vs. Virginia	3/10/05
46	vs. Virginia Tech	3/12/10
46	vs. Duke	3/10/06
45	vs. Virginia	3/10/11
42	vs. Maryland	3/8/07

ASSISTS

18	vs. Virginia Tech	3/10/16
14	vs. Wake Forest	3/11/10
14	vs. Duke	3/10/06
13	vs. Syracuse	3/8/17
13	vs. Virginia Tech	3/12/14
13	vs. Florida State	3/9/12
13	vs. North Carolina	3/17/13

STEALS

12	vs. North Carolina	3/11/11
11	vs. Virginia Tech	3/10/16
11	vs. Georgia Tech	3/8/12
11	vs. NC State	3/13/08
10	vs. Notre Dame	3/12/15

BLOCKED SHOTS

7	vs. Maryland	3/8/07
6	vs. North Carolina	3/8/18
6	vs. Virginia	3/10/11
6	vs. Clemson	3/9/06
5	vs. Virginia Tech	3/12/10
5	vs. Duke	3/10/06

RECORDS

INDIVIDUAL GAME RECORDS - ACC TOURNAMENT

POINTS SCORED

32	Durand Scott vs. NC State	3/16/13
28	Shane Larkin vs. North Carolina	3/17/13
23	Shane Larkin vs. NC State	3/16/13
22	Rion Brown vs. NC State	3/13/14
22	Reggie Johnson vs. Wake Forest	3/11/10
22	Guillermo Diaz vs. Clemson	3/9/06

FIELD GOALS MADE

12	Durand Scott vs. NC State	3/16/13
10	Durand Scott vs. Duke	3/13/10
9	Bruce Brown vs. North Carolina	3/9/17
8	Sheldon McClellan vs. Virginia Tech	3/10/16
8	Rion Brown vs. NC State	3/13/14
8	Shane Larkin vs. North Carolina	3/17/13
8	Shane Larkin vs. Boston College	3/15/13
8	Guillermo Diaz vs. Clemson	3/9/06

FIELD GOAL ATTEMPTS

19	Guillermo Diaz vs. Duke	3/10/06
18	Durand Scott vs. NC State	3/16/13
17	Chris Lykes vs. Virginia Tech	3/13/19
17	Jack McClinton vs. Virginia Tech	3/14/08
17	Robert Hite vs. Clemson	3/9/06

FIELD GOAL PERCENTAGE, MIN. 6 MADE

1.000 (6-6)	Reggie Johnson vs. Wake Forest	3/11/10
.692 (9-13)	Bruce Brown vs. North Carolina	3/9/17
.667 (8-12)	DJ Vasiljevic vs. Wake Forest	3/12/19
.667 (8-12)	Sheldon McClellan vs. Virginia Tech	3/10/16
.667 (12-18)	Durand Scott vs. NC State	3/16/13
.667 (10-15)	Durand Scott vs. Duke	3/13/10

3-POINT FIELD GOALS MADE

6	Trey McKinney Jones vs. North Carolina	3/17/13
5	Chris Lykes vs. Clemson	3/11/20
5	Durand Scott vs. NC State	3/16/13
5	Malcolm Grant vs. Florida State	3/9/12
4	DJ Vasiljevic vs. Virginia Tech	3/13/19
4	DJ Vasiljevic vs. Wake Forest	3/12/19
4	Davon Reed vs. Virginia Tech	3/12/14
4	Shane Larkin vs. North Carolina	3/17/13
4	Shane Larkin vs. Boston College	3/15/13
4	Malcolm Grant vs. North Carolina	3/11/11
4	Adrian Thomas vs. North Carolina	3/11/11
4	Jack McClinton vs. Boston College	3/9/07

3-POINT FIELD GOALS ATTEMPTED

11	Chris Lykes vs. Clemson	3/11/20
11	Adrian Thomas vs. North Carolina	3/11/11
11	Malcolm Grant vs. Virginia	3/10/11
11	Jack McClinton vs. Virginia Tech	3/14/08
10	DJ Vasiljevic vs. Wake Forest	3/13/19
10	Rion Brown vs. Virginia Tech	3/12/14

3-POINT FIELD GOAL PERCENTAGE, MIN. 4 MADE

.667 (6-9)	Trey McKinney Jones vs. North Carolina	3/17/13
.625 (5-8)	Durand Scott vs. NC State	3/16/13
.625 (5-8)	Malcolm Grant vs. Florida State	3/9/12
.571 (4-7)	DJ Vasiljevic vs. Wake Forest	3/12/19

.571 (4-7)	Davon Reed vs. Virginia Tech	3/12/14
.571 (4-7)	Shane Larkin vs. North Carolina	3/17/13
.571 (4-7)	Malcolm Grant vs. North Carolina	3/11/11

FREE THROWS MADE

10	Anthony King vs. Duke	3/10/06
10	Guillermo Diaz vs. Virginia	3/10/05
9	Ja'Quan Newton vs. Virginia	3/11/16
8	Shane Larkin vs. North Carolina	3/17/13
8	Shane Larkin vs. NC State	3/16/13
8	Reggie Johnson vs. Duke	3/13/10
8	James Dews vs. NC State	3/13/08
8	Brian Ashbury vs. Maryland	3/8/07

FREE THROWS ATTEMPTED

12	Anthony King vs. Duke	3/10/06
12	Guillermo Diaz vs. Virginia	3/10/05
11	Ja'Quan Newton vs. Virginia	3/11/16
10	Shane Larkin vs. NC State	3/16/13
10	Reggie Johnson vs. Duke	3/13/10

FREE-THROW PERCENTAGE, MIN. 6 MADE

1.000 (8-8)	Shane Larkin vs. North Carolina	3/17/13
1.000 (8-8)	James Dews vs. NC State	3/13/08
1.000 (6-6)	Chris Lykes vs. Wake Forest	3/12/19
1.000 (6-6)	Angel Rodriguez vs. Virginia Tech	3/10/16
1.000 (6-6)	Manu Lecomte vs. Virginia Tech	3/11/15
1.000 (6-6)	Malcolm Grant vs. Duke	3/13/10
1.000 (6-6)	Reggie Johnson vs. Wake Forest	3/11/10

REBOUNDS

14	Anthony King vs. Virginia	3/10/05
13	Jullian Gamble vs. Wake Forest	3/11/10
12	Tonye Jekiri vs. Virginia Tech	3/12/14
12	Reggie Johnson vs. Virginia Tech	3/12/10
12	Dwayne Collins vs. Maryland	3/8/07
12	Robert Hite vs. Clemson	3/9/06

ASSISTS

9	Angel Rodriguez vs. Virginia Tech	3/10/16
7	Anthony Lawrence II vs. Virginia Tech	3/13/19
7	Shane Larkin vs. North Carolina	3/17/13
7	Malcolm Grant vs. Virginia	3/10/11
7	Lance Hurdle vs. Virginia Tech	3/12/09

STEALS

5	Jack McClinton v. NC State	3/13/08
4	Anthony Lawrence II vs. North Carolina	3/9/17
4	Sheldon McClellan vs. Notre Dame	3/12/15
4	Malcolm Grant vs. North Carolina	3/11/11

BLOCKED SHOTS

5	Jimmy Graham vs. Maryland	3/8/07
4	Anthony King vs. Clemson	3/9/06
3	Anthony Lawrence II vs. N. Carolina	3/15/18
3	Julian Gamble vs. North Carolina	3/17/13
3	Reggie Johnson vs. Virginia	3/10/11
3	Reggie Johnson vs. Virginia Tech	3/12/10
3	Julian Gamble vs. Wake Forest	3/11/10

INDIVIDUAL CAREER RECORDS - ACC TOURNAMENT

POINTS SCORED (GAMES)

124	Durand Scott (9)2010, 2011, 2012, 2013
99	Shane Larkin (5)2012, 2013
93	Rion Brown (9)2011, 2012, 2013, 2014
88	Malcolm Grant (7)2010, 2011, 2012
80	DJ Vasiljevic (6)2017, 2018, 2019, 2020
80	Davon Reed (8)2014, 2015, 2016, 2017

FIELD GOALS MADE

49	Durand Scott (9)2010, 2011, 2012, 2013
32	Shane Larkin (5)2012, 2013
31	Rion Brown (9)2011, 2012, 2013, 2014
27	Reggie Johnson (10)2010, 2011, 2012, 2013
26	DJ Vasiljevic (6)2017, 2018, 2019, 2020
26	Davon Reed (8)2014, 2015, 2016, 2017
26	Julian Gamble (9)2009, 2010, 2011, 2013

FIELD GOAL ATTEMPTS

97	Durand Scott (9)2010, 2011, 2012, 2013
71	Rion Brown (9)2011, 2012, 2013, 2014
67	Shane Larkin (5)2012, 2013
65	James Dews (8)2007, 2008, 2009, 2010
64	Malcolm Grant (7)2010, 2011, 2012

FIELD GOAL PERCENTAGE, MIN. 20 MADE

.684 (26-38)	Julian Gamble (9)2009, '10, '11, '13
.512 (22-43)	Sheldon McClellan (4)2015, '16
.509 (27-53)	Reggie Johnson (10)	..2010, '11, '12, '13
.505 (49-97)	Durand Scott (9)2010, '11, '12, '13

3-POINT FIELD GOALS MADE

17	DJ Vasiljevic (6)2017, 2018, 2019, 2020
17	Malcolm Grant (7)2010, 2011, 2012
15	Davon Reed (8)2014, 2015, 2016, 2017
15	Rion Brown (9)2011, 2012, 2013, 2014
14	Adrian Thomas (6)2009, 2010, 2011
11	Davon Reed (8)2014, 2015, 2016
11	Shane Larkin (5)2012, 2013

3-POINT FIELD GOALS ATTEMPTED

43	DJ Vasiljevic (6)2017, 2018, 2019, 2020
42	Rion Brown (9)2011, 2012, 2013, 2014
40	Malcolm Grant (7)2010, 2011, 2012
35	Adrian Thomas (6)2009, 2010, 2011
34	Davon Reed (8)2014, 2015, 2016, 2017
33	Jack McClinton (5)2007, 2008, 2009

3-POINT FIELD GOAL PERCENTAGE, MIN. 9 MADE

.500 (11-22)	Davon Reed (6)2014, 2015, 2016
.450 (9-20)	Trey McKinney Jones (5)2012, 2013
.444 (12-27)	Rion Brown (7)2011, 2012, 2013
.425 (17-40)	Malcolm Grant (7)2010, 2011, 2012
.407 (11-27)	Shane Larkin (5)2012, 2013

FREE THROWS MADE

25	Malcolm Grant (7)2010, 2011, 2012
24	Shane Larkin (5)2012, 2013
24	Reggie Johnson (10)2010, 2011, 2012, 2013
18	Durand Scott (9)2010, 2011, 2012, 2013
16	Angel Rodriguez (4)2015, 2016
16	Rion Brown (9)2011, 2012, 2013, 2014
16	Jack McClinton (5)2007, 2008, 2009
16	Guillermo Diaz (3)2005, 2006

FREE THROWS ATTEMPTED

36	Reggie Johnson (10)2010, 2011, 2012, 2013
28	Malcolm Grant (7)2010, 2011, 2012
27	Shane Larkin (5)2012, 2013
24	Durand Scott (9)2010, 2011, 2012, 2013
23	Angel Rodriguez (4)2015, 2016

FREE-THROW PERCENTAGE, MIN. 15 MADE

.941 (16-17)	Jack McClinton (5)2007, 2008, 2009
.893 (25-28)	Malcolm Grant (7)2010, 2011, 2012
.889 (24-27)	Shane Larkin (5)2012, 2013
.889 (16-18)	Rion Brown (9)	..2011, 2012, 2013, 2014
.762 (16-21)	Guillermo Diaz (3)2005, 2006

REBOUNDS

65	Reggie Johnson (10)2010, 2011, 2012, 2013
59	Tonye Jekiri (9)2013, 2014, 2015, 2016
43	Julian Gamble (9)2009, 2010, 2011, 2013
41	Durand Scott (9)2010, 2011, 2012, 2013
40	Anthony King (5)2005, 2006, 2008
38	Anthony Lawrence II (7)	..2016, 2017, 2018, 2019
33	Kenny Kadji (5)2012, 2013

ASSISTS

27	Malcolm Grant (7)2010, 2011, 2012
23	Shane Larkin (5)2012, 2013
18	Ja'Quan Newton (7)2015, 2016, 2017, 2018
18	Durand Scott (9)2010, 2011, 2012, 2013
16	Anthony Lawrence II (7)	..2016, 2017, 2018, 2019
14	Angel Rodriguez (4)2015, 2016

STEALS

13	Durand Scott (9)2010, 2011, 2012, 2013
11	Shane Larkin (5)2012, 2013
8	Anthony Lawrence II (7)	..2016, 2017, 2018, 2019
8	Davon Reed (8)2014, 2015, 2016, 2017
8	Angel Rodriguez (4)2015, 2016
8	Sheldon McClellan (4)2015, 2016
8	Jack McClinton (5)2007, 2008, 2009

BLOCKED SHOTS

12	Jimmy Graham (7)2006, 2007, 2008, 2009
11	Julian Gamble (9)2009, 2010, 2011, 2013
10	Reggie Johnson (10)2010, 2011, 2012, 2013
7	Tonye Jekiri (9)2013, 2014, 2015, 2016
7	Anthony King (5)2005, 2006, 2008
6	Kenny Kadji (5)2012, 2013

OPPONENT TEAM RECORDS - ACC TOURNAMENT

POINTS SCORED

82	North Carolina	3/8/18
82	Virginia Tech	3/10/16
82	Florida State	3/9/12
80	Duke	3/10/06

FIELD GOALS MADE

29	North Carolina	3/8/18
28	North Carolina	3/9/17
27	Virginia Tech	3/13/19
27	Wake Forest	3/12/19
27	North Carolina	3/17/13

FIELD GOAL ATTEMPTS

71	North Carolina	3/8/18
68	Clemson	3/9/06
63	Virginia Tech	3/12/10

FIELD GOAL PERCENTAGE

.528 (28-53)	North Carolina	3/9/17
.520 (26-50)	Virginia	3/11/16
.500 (27-54)	Virginia Tech	3/13/19
.500 (25-50)	NC State	3/16/13
.500 (21-42)	Virginia Tech	3/12/09

3-POINT FIELD GOALS MADE

13	North Carolina	3/17/13
12	Duke	3/10/06
11	Virginia Tech	3/13/19
11	Boston College	3/9/07

3-POINT FIELD GOALS ATTEMPTED

32	Duke	3/10/06
29	North Carolina	3/17/13
27	Virginia Tech	3/13/19

3-POINT FIELD GOAL PERCENTAGE

.563 (9-16)	Florida State	3/9/12
.476 (10-21)	North Carolina	3/11/11
.467 (7-15)	Virginia Tech	3/14/08

FREE THROWS MADE

28	Virginia Tech	3/10/16
25	Florida State	3/9/12
19	Notre Dame	3/12/15
19	Virginia Tech	3/12/09

FREE THROWS ATTEMPTED

32	Florida State	3/9/12
31	Virginia Tech	3/10/16
28	Wake Forest	3/11/10

FREE-THROW PERCENTAGE

.947 (18-19)	Clemson	3/11/20
.923 (12-13)	Syracuse	3/8/17
.909 (10-11)	North Carolina	3/17/13
.903 (28-31)	Virginia Tech	3/10/16

REBOUNDS

52	North Carolina	3/8/18
51	Virginia Tech	3/14/08
48	Clemson	3/9/06

ASSISTS

21	North Carolina	3/9/17
19	North Carolina	3/8/18
17	Virginia Tech	3/13/19
17	NC State	3/13/14
17	North Carolina	3/17/13
17	North Carolina	3/11/11

STEALS

13	Virginia Tech	3/12/10
11	Maryland	3/8/07
10	NC State	3/16/13

BLOCKED SHOTS

8	North Carolina	3/8/18
8	Florida State	3/9/12
7	Notre Dame	3/12/15
7	Maryland	3/8/07
7	Duke	3/10/06



OPPONENT INDIVIDUAL GAME RECORDS - AGC TOURNAMENT

POINTS SCORED

32	Tyrese Rice (Boston College)	3/9/07
32	J.R. Reynolds (Virginia)	3/10/05
28	P.J. Hairston (North Carolina)	3/17/13

FIELD GOALS MADE

10	J.R. Reynolds (Virginia)	3/10/05
9	Theo Pinson (North Carolina)	3/8/18
9	T.J. Warren (NC State)	3/13/14
9	P.J. Hairston (North Carolina)	3/17/13
9	Tyrese Rice (Boston College)	3/9/07
9	J.J. Redick (Duke)	3/10/06

FIELD-GOAL ATTEMPTS

18	T.J. Warren (NC State)	3/13/14
17	P.J. Hairston (North Carolina)	3/17/13
17	J.J. Redick (Duke)	3/10/06

FIELD GOAL PERCENTAGE, MIN. 5 MADE

.750 (9-12)	Theo Pinson (North Carolina)	3/8/18
.750 (6-8)	T.J. Warren (North Carolina)	3/16/13
.714 (10-14)	J.R. Reynolds (Virginia)	3/10/05
.714 (5-7)	Michael Snaer (Florida State)	3/9/12

3-POINT FIELD GOALS MADE

6	P.J. Hairston (North Carolina)	3/17/13
6	Scott Wood (NC State)	3/16/13
6	Tyrese Rice (Boston College)	3/9/07

3-POINT FIELD GOALS ATTEMPTED

13	P.J. Hairston (North Carolina)	3/17/13
11	J.J. Redick (Duke)	3/10/06
10	Jarell Eddie (Virginia Tech)	3/12/14
10	Scott Wood (NC State)	3/16/13
10	Harrison Barnes (North Carolina)	3/11/11
10	Tyrese Rice (Boston College)	3/9/07

3-POINT FIELD GOAL PERCENTAGE, MIN. 4 MADE

.800 (4-5)	Michael Snaer (Florida St.)	3/9/12
.800 (4-5)	Malcolm Delaney (Va. Tech)	3/14/08
.714 (5-7)	J.R. Reynolds (Virginia)	3/10/05

FREE THROWS MADE

14	Malcolm Delaney (Virginia Tech)	3/12/09
11	J.J. Hickson (NC State)	3/13/08
9	Isaiah Hicks (North Carolina)	3/9/17
9	Andrew White III (Syracuse)	3/8/17

FREE THROWS ATTEMPTED

15	Malcolm Delaney (Virginia Tech)	3/12/09
15	J.J. Hickson (NC State)	3/13/08
13	Tyrese Rice (Boston College)	3/9/07

FREE-THROW PERCENTAGE, MIN. 6 MADE

1.000 (9-9)	Isaiah Hicks (North Carolina)	3/9/17
1.000 (8-8)	Al-Amir Dawes (Clemson)	3/11/20
1.000 (8-8)	Luke Loucks (Florida State)	3/9/12
1.000 (6-6)	Curran Scott (Clemson)	3/11/20
1.000 (6-6)	Jerian Grant (Notre Dame)	3/12/15
1.000 (6-6)	Kyle Singler (Duke)	3/13/10
.933 (14-15)	Malcolm Delaney (Virginia Tech)	3/12/09

REBOUNDS

14	J.J. Hickson (NC State)	3/13/08
14	Akin Akingbala (Clemson)	3/9/06
13	Luke Maye (North Carolina)	3/8/18
13	John Henson (North Carolina)	3/11/11
13	Shelden Williams (Duke)	3/10/06

ASSISTS

10	Kendall Marshall (North Carolina)	3/11/11
8	Dexter Strickland (North Carolina)	3/17/13
8	Lorenzo Brown (NC State)	3/16/13
8	Malcolm Delaney (Virginia Tech)	3/12/09

STEALS

4	Lorenzo Brown (NC State)	3/16/13
4	Joe Harris (Virginia)	3/10/11
4	Malcolm Delaney (Virginia Tech)	3/12/10

BLOCKED SHOTS

5	Daniel Miller (Georgia Tech)	3/8/12
5	John Henson (North Carolina)	3/11/11
5	Shelden Williams (Duke)	3/10/06

RECORDS

YEAR-BY-YEAR TEAM STATS - 1955-71

	FG-A	Pct	3FG-A	Pct	FT-A	Pct	Reb	Avg	PF-DQ	A	TO	Blk	Stl	Pts-Avg
1955-56 Miami	789-2043	.386	—	—	592-839	.706	1271	48.9	545-30	—	—	—	—	2170-83.5
Opponents	759-1976	.384	—	—	597-909	.657	1121	42.9	503-16	—	—	—	—	2115-81.3
1956-57 Miami	691-1892	.365	—	—	647-914	.708	1198	46.1	531-24	—	—	—	—	2029-78.0
Opponents	786-1980	.396	—	—	595-880	.676	1343	51.6	546-23	—	—	—	—	2167-83.3
1957-58 Miami	654-1636	.399	—	—	433-623	.697	999	45.4	419-12	—	—	—	—	1741-79.1
Opponents	625-1640	.381	—	—	391-585	.668	943	42.8	435-20	—	—	—	—	1641-74.6
1958-59 Miami	808-1910	.421	—	—	574-825	.696	1252	50.1	510-19	—	—	—	—	2190-87.6
Opponents	769-2004	.384	—	—	481-817	.671	1029	41.1	565-30	—	—	—	—	2029-80.8
1959-60 Miami	882-1961	.449	—	—	663-897	.739	1478	54.7	562-19	—	—	—	—	2427-89.9
Opponents	828-2034	.407	—	—	536-793	.676	1398	51.8	619-36	—	—	—	—	2192-81.2
1960-61 Miami	888-1924	.462	—	—	454-679	.671	1395	51.5	509-20	—	—	—	—	2230-82.6
Opponents	766-1891	.405	—	—	504-721	.699	1208	45.1	501-17	—	—	—	—	2036-75.4
1961-62 Miami	841-1994	.421	—	—	387-567	.683	1434	55.2	492-26	—	—	—	—	2069-79.7
Opponents	803-1875	.426	—	—	439-666	.659	1198	46.1	431-13	—	—	—	—	2045-78.7
1962-63 Miami	982-2151	.457	—	—	545-739	.738	1559	55.7	490-14	—	—	—	—	2509-89.6
Opponents	880-2051	.435	—	—	441-651	.678	1155	41.2	532-30	—	—	—	—	2201-78.6
1963-64 Miami	991-2194	.452	—	—	593-780	.760	1483	54.9	545-19	—	—	—	—	2575-95.4
Opponents	946-2060	.459	—	—	460-707	.645	1268	46.9	577-33	—	—	—	—	2352-87.1
1964-65 Miami	958-2077	.461	—	—	642-807	.796	1462	55.2	521-18	—	—	—	—	2558-98.4
Opponents	865-1970	.436	—	—	460-680	.677	1145	44.0	588-32	—	—	—	—	2190-84.2
1965-66 Miami	850-1920	.437	—	—	571-806	.709	1363	52.4	539-21	—	—	—	—	2271-87.3
Opponents	855-1971	.434	—	—	498-751	.663	1299	50.0	581-27	—	—	—	—	2208-84.9
1965-66 Miami	850-1920	.437	—	—	571-806	.709	1363	52.4	539-21	—	—	—	—	2271-87.3
Opponents	855-1971	.434	—	—	498-751	.663	1299	50.0	581-27	—	—	—	—	2208-84.9
1966-67 Miami	809-1814	.444	—	—	514-712	.722	1333	51.3	490-26	—	—	—	—	2126-81.8
Opponents	831-1839	.452	—	—	429-629	.682	1081	41.7	499-27	—	—	—	—	2091-80.4
1967-68 Miami	905-1936	.467	—	—	558-765	.729	1337	47.8	531-30	—	—	—	—	2368-84.6
Opponents	937-2138	.438	—	—	545-788	.691	1345	48.0	532-18	—	—	—	—	2419-86.4
1968-69 Miami	777-1731	.444	—	—	431-607	.710	1238	51.6	492-23	—	—	—	—	1985-82.0
Opponents	777-1702	.457	—	—	494-684	.722	1017	41.1	448-15	—	—	—	—	2048-85.0
1969-70 Miami	911-2069	.442	—	—	471-684	.692	1289	49.5	527-26	—	—	—	—	2293-88.2
Opponents	992-2051	.484	—	—	537-743	.723	1347	51.8	518-13	—	—	—	—	2521-96.9
1970-71 Miami	849-1954	.435	—	—	445-723	.616	1270	48.8	542-22	—	—	—	—	2143-82.4
Opponents	909-1893	.480	—	—	555-793	.669	1335	51.3	544-19	—	—	—	—	2373-91.3

YEAR-BY-YEAR TEAM STATS - 1985-2004

	FG-A	Pct	3FG-A	Pct	FT-A	Pct	Reb	Avg	PF-DQ	A	TO	Blk	Stl	Pts-Avg
1985-86 Miami	805-1692	.476	—	—	396-603	.657	1059	37.8	468-22	453	441	109	156	2006-71.6
Opponents	902-1910	.472	—	—	327-500	.654	1061	37.9	545-18	499	356	54	228	2131-76.1
1986-87 Miami	869-1922	.452	127-332	.383	467-686	.681	363-791-1263	40.7	609-24	491	534	128	169	2332-75.2
Opponents	857-1954	.439	151-370	.408	470-710	.662	333-698-1150	37.1	621-29	435	433	48	282	2335-75.3
1987-88 Miami	897-1826	.491	132-374	.353	527-736	.716	306-771-1151	37.1	558-9	542	563	175	198	2453-79.1
Opponents	922-2104	.438	116-338	.343	440-645	.682	431-668-1190	38.4	618-12	475	472	60	288	5400-77.4
1988-89 Miami	1024-2083	.492	173-496	.349	588-832	.707	317-739-1164	37.5	678-23	583	513	102	287	2809-90.6
Opponents	1040-2129	.488	146-385	.379	552-838	.659	419-772-1302	42.0	666-23	516	542	62	256	2778-89.6
1989-90 Miami	737-1723	.428	169-460	.367	371-572	.649	283-582-962	34.4	518-16	406	407	77	245	2014-71.9
Opponents	800-1688	.474	117-328	.357	415-606	.685	320-710-1146	40.9	506-22	407	471	71	163	2132-76.1
1990-91 Miami	729-1657	.440	145-386	.376	424-604	.702	333-542-1002	35.8	524-24	381	458	86	230	2027-72.4
Opponents	770-1624	.474	142-426	.333	396-590	.671	298-556-985	35.2	551-16	425	442	84	190	2078-74.2
1991-92 Miami	671-1692	.397	128-404	.314	471-736	.640	375-591-1098	34.3	701-8	372	500	131	259	1941-60.7
Opponents	709-1627	.436	168-446	.377	574-857	.670	431-710-1141	35.7	645-7	440	516	129	248	2160-67.5
1992-93 Miami	692-1600	.433	186-521	.357	359-599	.599	392-586-978	36.2	575-21	449	421	128	421	1929-71.4
Opponents	683-1543	.443	138-356	.388	500-721	.693	389-664-1050	38.9	534-9	397	434	88	204	2004-74.2
1993-94 Miami	638-1523	.419	138-428	.322	276-472	.585	382-685-1067	39.5	537-15	413	543	141	191	1690-62.6
Opponents	645-1626	.397	172-466	.369	447-661	.676	412-616-1028	38.1	483-14	388	371	97	286	1909-70.7
1994-95 Miami	653-1627	.401	155-486	.319	370-568	.651	406-683-1089	38.9	542-15	377	485	123	218	1831-64.5
Opponents	658-1637	.402	177-546	.324	395-590	.669	410-664-1074	38.4	526-20	368	446	87	249	1888-67.4
1995-96 Miami	667-1577	.423	145-455	.319	404-642	.629	411-676-1087	38.8	542-10	392	477	121	224	1883-67.3
Opponents	662-1601	.413	186-514	.362	363-539	.673	370-630-1000	35.7	566-19	363	451	87	229	1873-66.9
1996-97 Miami	695-1169	.416	107-360	.297	390-603	.647	414-691-1105	38.1	560-17	406	488	173	235	1887-65.1
Opponents	632-1662	.380	146-507	.288	411-617	.666	445-681-1126	38.8	558-18	314	488	97	243	1821-62.8
1997-98 Miami	735-1669	.440	114-397	.287	378-572	.661	388-732-1120	40.0	563-11	395	496	120	259	1962-70.1
Opponents	634-1672	.379	165-571	.289	403-622	.648	422-660-1082	38.6	521	352	502	72	241	1836-65.6
1998-99 Miami	791-1671	.473	123-369	.333	473-677	.699	389-791-1180	39.3	521-8	458	575	158	259	2178-72.6
Opponents	695-1810	.384	193-614	.314	367-570	.644	429-607-1036	34.5	587	368	530	81	315	1950-65.0
1999-00 Miami	849-1971	.431	132-440	.300	516-690	.748	489-793-1282	37.7	615-10	498	504	126	286	2346-69.0
Opponents	741-1883	.394	190-637	.298	455-669	.680	467-738-1205	35.4	639	406	615	110	232	2127-62.6
2000-01 Miami	713-1728	.413	206-595	.346	407-568	.717	396-628-1024	35.3	567-10	409	434	137	257	2039-70.3
Opponents	677-1576	.430	187-541	.346	422-597	.707	372-711-1083	37.3	539	392	553	144	219	1963-67.7
2001-02 Miami	818-1902	.430	236-684	.345	523-678	.771	388-786-1174	36.7	593-5	525	460	190	285	2395-74.8
Opponents	754-1885	.400	208-673	.309	440-652	.675	453-780-1233	38.5	609	401	554	121	236	2156-67.4
2002-03 Miami	692-1627	.425	171-513	.333	401-559	.717	370-648-1018	36.4	557-11	393	463	119	272	1956-69.9
Opponents	664-1523	.436	183-503	.364	413-597	.692	318-653-971	34.7	517	348	497	113	240	1924-68.7
2003-04 Miami	793-1765	.449	177-523	.338	385-546	.705	387-673-1060	35.5	572-10	406	462	105	256	2148-71.6
Opponents	736-1629	.452	155-454	.341	440-647	.680	343-674-1017	33.9	514	409	514	111	243	2067-68.9

YEAR-BY-YEAR TEAM STATS - 2004-PRESENT (ACC ERA)

	FG-A	Pct	3FG-A	Pct	FT-A	Pct	Reb	Avg	PF-DQ A	TO	Blk	Stl	Pts-Avg	
2004-05 Miami	761-1768	.430	197-561	.351	352-523	.673	433-714-1147	39.6	484-11	337	376	139	209	2071-71.4
Opponents	724-1700	.426	236-653	.361	336-508	.661	355-669-1024	35.3	503-7	369	398	117	170	2020-69.7
2005-06 Miami	825-1895	.435	218-625	.349	440-631	.697	446-741-1187	34.9	603-10	399	421	135	241	2308-67.9
Opponents	728-1756	.415	245-663	.370	512-711	.720	386-722-1108	32.6	584-5	447	479	126	192	2213-65.1
2006-07 Miami	833-1916	.435	208-588	.354	405-577	.702	451-673-1124	35.1	624-18	398	405	93	202	2279-71.2
Opponents	779-1681	.463	259-677	.383	515-742	.694	341-721-1062	33.2	588-9	460	442	136	171	2332-72.9
2007-08 Miami	867-1985	.437	236-613	.385	572-766	.747	433-860-1293	38.0	638-12	451	454	157	202	2542-74.8
Opponents	803-1972	.407	239-677	.353	464-695	.668	432-790-1222	35.9	678-17	400	494	136	218	2309-67.9
2008-09 Miami	796-1865	.427	251-682	.368	482-706	.683	463-809-1272	39.8	539-8	406	427	122	194	2325-72.7
Opponents	738-1863	.396	226-703	.321	421-579	.727	378-729-1107	34.6	618-18	427	412	125	205	2123-66.3
2009-10 Miami	843-1820	.463	245-670	.366	459-677	.678	385-801-1186	35.9	573-12	461	464	146	229	2390-72.4
Opponents	737-1813	.407	210-635	.331	452-645	.701	371-711-1082	32.8	584-14	417	448	105	239	2136-64.7
2010-11 Miami	872-1955	.446	283-750	.377	552-761	.725	429-879-1308	36.3	650-17	416	498	124	203	2579-71.6
Opponents	833-1999	.417	245-693	.354	522-756	.690	400-771-1171	32.5	674-14	447	430	120	255	2433-67.6
2011-12 Miami	814-1890	.431	250-714	.350	454-630	.721	372-775-1147	34.8	539-14	392	382	118	210	2332-70.7
Opponents	778-1847	.421	209-641	.326	416-609	.683	381-771-1152	34.9	576-16	410	436	120	200	2181-66.1
2012-13 Miami	895-1968	.455	254-701	.362	465-680	.684	369-918-1287	35.8	525-7	408	385	159	223	2509-69.7
Opponents	795-1987	.400	226-694	.326	365-562	.649	365-810-1175	32.6	623-14	389	425	105	193	2181-60.6
2013-14 Miami	712-1690	.421	186-576	.323	419-610	.687	362-778-1140	34.5	522-8	346	335	124	161	2029-61.5
Opponents	695-1713	.406	221-622	.355	353-534	.661	340-718-1058	32.1	538-5	373	319	88	162	1964-59.5
2014-15 Miami	878-2053	.428	292-816	.358	544-729	.746	377-940-1317	34.7	593-14	488	385	126	209	2592-68.2
Opponents	888-2111	.421	232-717	.324	396-602	.658	390-897-1287	33.9	661-12	446	418	127	192	2404-63.3
2015-16 Miami	907-1895	.479	241-643	.375	578-772	.749	330-869-1199	34.3	582-8	438	383	127	215	2633-75.2
Opponents	865-2008	.431	210-611	.344	419-584	.717	363-766-1129	32.3	669-13	398	405	87	185	2359-67.4
2016-17 Miami	813-1800	.452	209-587	.356	443-617	.718	363-813-1176	35.6	515-7	389	417	125	213	2278-69.0
Opponents	761-1817	.419	208-631	.330	386-522	.739	319-724-1043	31.6	553-10	395	392	101	197	2116-64.1
2017-18 Miami	875-1881	.465	247-678	.364	362-547	.662	318-795-1113	34.8	519-6	424	367	130	210	2361-73.8
Opponents	794-1841	.431	215-655	.328	368-517	.712	312-775-1087	34.0	526-8	423	412	108	182	2173-67.9
2018-19 Miami	805-1851	.435	268-805	.333	419-570	.735	292-769-1061	33.2	466-6	413	372	100	212	2297-71.8
Opponents	852-1888	.451	260-744	.349	311-428	.727	326-832-1158	36.2	546-13	455	435	91	182	2275-71.1
2019-20 Miami	796-1855	.429	219-690	.317	396-522	.759	292-777-1069	34.5	447-4	310	374	119	183	2207-71.2
Opponents	862-1945	.443	229-675	.339	317-445	.712	364-831-1195	38.5	505-5	471	384	134	191	2270-73.2

1,000 POINTS CLUB

1. RICK BARRY (1962-65)

Year	GP	FG-A	Pct	3FG-A	Pct	FT-A	Pct	Pts-Avg
62-63	24	162-341	.475	—	—	131-158	.829	455-19.0
63-64	27	314-572	.549	—	—	242-287	.843	870-32.1
64-65	26	340-651	.522	—	—	292-341	.859	973-37.4
TOTAL	77	816-1564	.522	—	—	665-786	.846	2298-29.8

2,298

2. ERIC BROWN (1985-89)

Year	GP	FG-A	Pct	3FG-A	Pct	FT-A	Pct	Pts-Avg
85-86	28	174-346	.503	—	—	112-156	.718	460-16.4
86-87	31	183-388	.472	14-38	.368	114-145	.786	494-15.9
87-88	30	193-333	.580	4-13	.308	161-229	.703	551-18.4
88-89	31	255-437	.584	9-32	.281	246-310	.794	765-24.7
TOTAL	120	805-1504	.535	27-83	.325	633-840	.754	2270-18.9

2,270

3. DON CURNUTT (1967-70)

Year	GP	FG-A	Pct	3FG-A	Pct	FT-A	Pct	Pts-Avg
67-68	28	268-559	.480	—	—	99-120	.825	635-22.7
68-69	24	262-613	.428	—	—	138-170	.812	662-27.6
69-70	25	283-644	.439	—	—	143-166	.861	709-28.4
TOTAL	77	813-1816	.448	—	—	380-456	.833	2006-26.1

2,006

4. DARIUS RICE (2000-04)

Year	GP	FG-A	Pct	3FG-A	Pct	FT-A	Pct	Pts-Avg
00-01	29	140-352	.398	62-183	.339	67-93	.720	409-14.1
01-02	32	155-405	.383	76-208	.365	92-115	.800	478-14.9
02-03	27	170-399	.426	67-184	.364	99-129	.767	506-18.7
03-04	28	166-408	.407	55-180	.306	85-106	.802	472-16.9
TOTAL	116	631-1564	.403	260-755	.344	343-443	.774	1865-16.1

1,865

5. ROBERT HITE (2002-06)

Year	GP	FG-A	Pct	3FG-A	Pct	FT-A	Pct	Pts-Avg
02-03	28	74-187	.396	20-62	.323	35-41	.854	203-7.3
03-04	30	168-344	.488	51-135	.378	68-79	.861	455-15.2
04-05	29	179-429	.417	72-189	.381	71-82	.866	501-17.3
05-06	34	201-446	.451	85-207	.411	71-87	.816	558-16.4
TOTAL	121	622-1406	.442	228-593	.384	245-289	.848	1717-14.2

1,717

6. TIM JAMES (1995-99)

Year	GP	FG-A	Pct	3FG-A	Pct	FT-A	Pct	Pts-Avg
95-96	28	117-221	.529	2-6	.333	46-85	.541	282-10.1
96-97	29	165-380	.434	2-8	.250	73-120	.608	405-14.0
97-98	28	184-379	.485	4-17	.235	97-144	.674	469-16.8
98-99	30	215-451	.477	12-41	.293	115-165	.697	557-18.6
TOTAL	115	681-1431	.476	20-72	.278	331-514	.644	1713-14.9

1,713

7. JACK MCCLINTON (2006-09)

Year	GP	FG-A	Pct	3FG-A	Pct	FT-A	Pct	Pts-Avg
06-07	31	163-403	.404	91-207	.440	102-114	.895	519-16.7
07-08	32	179-418	.428	94-220	.427	114-124	.919	566-17.7
08-09	32	200-445	.449	101-223	.453	116-131	.885	617-19.3
TOTAL	95	542-1266	.428	286-650	.440	332-369	.900	1702-17.9

1,702

8. DURAND SCOTT (2009-13)

Year	GP	FG-A	Pct	3FG-A	Pct	FT-A	Pct	Pts-Avg
09-10	33	126-277	.455	16-58	.276	71-106	.670	339-10.3
10-11	36	162-364	.445	27-69	.391	139-166	.837	490-13.6
11-12	30	136-300	.453	19-61	.311	97-122	.795	388-12.9
12-13	33	156-344	.453	36-102	.353	85-113	.752	433-13.1
TOTAL	132	580-1285	.451	98-290	.338	392-507	.773	1650-12.5

1,650

9. DENNIS BURNS (1985-89)

Year	GP	FG-A	Pct	3FG-A	Pct	FT-A	Pct	Pts-Avg
85-86	28	172-361	.476	—	—	35-60	.583	379-13.5
86-87	29	103-236	.436	1-10	.100	36-61	.590	243-8.4
87-88	31	203-400	.508	5-29	.172	67-106	.632	478-15.4
88-89	31	212-412	.515	3-5	.600	67-104	.644	494-15.9
TOTAL	119	690-1409	.490	9-44	.205	205-331	.619	1594-13.4

1,594

10. DICK HICKOX (1958-61)

Year	GP	FG-A	Pct	3FG-A	Pct	FT-A	Pct	Pts-Avg
58-59	25	161-378	.426	—	—	131-162	.809	453-18.1
59-60	27	219-460	.476	—	—	158-198	.798	596-22.1
60-61	27	180-437	.412	—	—	120-152	.788	480-17.8
TOTAL	79	560-1275	.439	—	—	409-512	.799	1529-19.4

1,529

11. JOHNNY HEMSLEY (1996-00)

Year	GP	FG-A	Pct	3FG-A	Pct	FT-A	Pct	Pts-Avg
96-97	24	30-87	.345	4-16	.250	19-24	.792	83-3.5
97-98	24	123-300	.410	26-96	.271	66-84	.786	338-14.1
98-99	30	183-408	.449	70-175	.400	98-125	.784	534-17.8
99-00	30	194-488	.398	64-200	.320	90-106	.849	542-18.1
TOTAL	108	530-1283	.413	164-487	.337	273-339	.805	1497-13.9

1,497

12. GUILLERMO DIAZ (2003-06)

Year	GP	FG-A	Pct	3FG-A	Pct	FT-A	Pct	Pts-Avg
03-04	34	132-268	.493	35-76	.461	54-77	.701	353-11.8
04-05	29	190-417	.456	61-168	.363	97-137	.708	538-18.6
05-06	34	194-467	.415	78-214	.364	120-152	.789	586-17.2
TOTAL	93	516-1152	.448	174-458	.380	271-366	.740	1477-15.9

1,477

13. STEVEN EDWARDS (1992-96)

Year	GP	FG-A	Pct	3FG-A	Pct	FT-A	Pct	Pts-Avg
92-93	27	127-304	.418	79-207	.382	97-140	.693	430-15.9
93-94	27	76-213	.357	57-164	.348	34-56	.607	243-9.0
94-95	28	102-285	.358	64-195	.328	91-118	.771	359-12.8
95-96	28	114-295	.386	65-200	.325	68-101	.673	361-12.9
TOTAL	110	419-1097	.382	265-766	.346	290-415	.699	1393-12.7

1,393

14. RON GODFREY (1958-61)

Year	GP	FG-A	Pct	3FG-A	Pct	FT-A	Pct	Pts-Avg
58-59	25	149-329	.453	—	—	106-143	.741	404-16.2
59-60	27	176-389	.452	—	—	159-207	.768	511-18.9
60-61	27	193-401	.481	—	—	83-119	.698	469-17.4
TOTAL	79	518-1119	.463	—	—	348-469	.742	1384-17.5

1,384

15. JAMES JONES (1999-03)

Year	GP	FG-A	Pct	3FG-A	Pct	FT-A	Pct	Pts-Avg
99-00	33	52-122	.426	10-32	.313	15-18	.833	129-3.9
00-01	29	122-285	.428	41-87	.471	60-74	.811	345-11.9
01-02	32	133-332	.401	33-105	.314	111-132	.841	410-16.9
02-03	28	157-351	.447	40-100	.400	118-142	.831	472-16.9
TOTAL	122	464-1090	.426	124-324	.383	304-366	.831	1356-11.1

1,356

16. DAVON REED (2013-17)

Year	GP	FG-A	Pct	3FG-A	Pct	FT-A	Pct	Pts-Avg
13-14	33	71-207	.343	40-112	.357	35-53	.660	217-6.6
14-15	30	77-164	.470	37-81	.457	56-77	.727	247-8.2
15-16	35	129-275	.469	46-120	.383	84-103	.816	388-11.1
16-17	33	161-372	.433	79-199	.397	90-108	.833	491-14.9
TOTAL	131	438-1018	.430	202-512	.395	265-341	.777	1343-10.3

1,343

17. MIKE WITTMAN (1964-67)

Year	GP	FG-A	Pct	3FG-A	Pct	FT-A	Pct	Pts-Avg
64-65	24	65-141	.461	—	—	37-61	.726	167-7.0
65-66	26	208-446	.466	—	—	151-206	.733	567-21.3
66-67	26	219-453	.483	—	—	147-184	.799	585-22.8
TOTAL	76	492-1040	.473	—				

1,000 POINTS CLUB

19. WILLIE ALLEN (1968-71) 1,293

Year	GP	FG-A	Pct	3FG-A	Pct	FT-A	Pct	Pts-Avg
68-69	24	134-300	.447	—	—	84-138	.609	352-14.7
69-70	26	164-356	.461	—	—	116-188	.617	444-17.1
70-71	25	184-404	.455	—	—	129-227	.568	497-19.9
TOTAL	75	482-1060	.455	—	—	329-553	.595	1293-17.2

20. JOHN SALMONS (1998-2002) 1,287

Year	GP	FG-A	Pct	3FG-A	Pct	FT-A	Pct	Pts-Avg
98-99	29	61-127	.480	10-41	.244	29-40	.725	161-5.6
99-00	34	109-240	.454	29-85	.341	73-92	.793	320-9.4
00-01	29	137-289	.474	25-71	.352	88-111	.793	387-13.3
01-02	32	137-297	.461	22-71	.310	123-146	.842	419-13.1
TOTAL	124	444-953	.466	86-268	.321	313-389	.805	1287-10.4

21. DJ VASILJEVIC (2016-20) 1,271

Year	GP	FG-A	Pct	3FG-A	Pct	FT-A	Pct	Pts-Avg
16-17	33	65-182	.357	51-146	.349	16-20	.800	197-6.0
17-18	32	104-231	.450	67-163	.411	14-16	.875	289-9.0
18-19	32	125-312	.401	81-221	.367	45-49	.918	376-11.8
19-20	31	138-338	.408	73-212	.344	60-68	.882	409-13.2
TOTAL	128	432-1063	.406	272-742	.367	135-153	.882	1271-9.9

22. DWAYNE COLLINS (2006-10) 1,245

Year	GP	FG-A	Pct	3FG-A	Pct	FT-A	Pct	Pts-Avg
06-07	32	106-197	.538	0-0	.000	62-107	.579	274-8.6
07-08	34	120-218	.550	0-0	.000	54-108	.500	294-8.6
08-09	31	109-193	.565	0-0	.000	52-112	.583	330-10.6
09-10	29	128-212	.604	0-0	.000	91-160	.569	347-12.0
TOTAL	126	463-820	.565	0-0	.000	319-567	.563	1245-9.9

23. MIKE McCOY (1960-63) 1,231

Year	GP	FG-A	Pct	3FG-A	Pct	FT-A	Pct	Pts-Avg
60-61	27	88-197	.446	—	—	33-61	.541	209-7.7
61-62	26	199-485	.410	—	—	70-122	.574	468-18.0
62-63	28	237-530	.447	—	—	80-132	.606	554-19.8
TOTAL	81	524-1212	.432	—	—	183-315	.581	1231-15.2

24. CHRIS LYKES (2017-present) 1,225

Year	GP	FG-A	Pct	3FG-A	Pct	FT-A	Pct	Pts-Avg
17-18	32	100-249	.402	48-139	.345	59-82	.720	307-9.6
18-19	32	171-421	.406	61-192	.318	114-146	.781	517-16.2
19-20	26	140-324	.432	51-134	.381	70-86	.814	401-15.4
TOTAL	90	411-994	.413	160-465	.344	243-314	.774	1225-13.6

25. MARIO BLAND (1996-2000) 1,199

Year	GP	FG-A	Pct	3FG-A	Pct	FT-A	Pct	Pts-Avg
96-97	29	48-100	.480	0-0	.000	22-37	.595	118-4.1
97-98	27	122-200	.610	0-2	.000	70-117	.598	314-11.6
98-99	30	125-212	.590	6-11	.545	81-124	.653	337-11.2
99-00	34	155-328	.473	4-24	.167	116-159	.730	430-12.6
TOTAL	120	450-840	.536	10-37	.270	289-437	.661	1199-10.0

26. GENE STAGE (1955-58) 1,192

Year	GP	FG-A	Pct	3FG-A	Pct	FT-A	Pct	Pts-Avg
55-56	26	155-353	.439	—	—	68-100	.680	378-14.5
56-57	26	158-375	.421	—	—	145-186	.779	461-17.7
57-58	22	137-303	.452	—	—	79-103	.767	353-16.1
TOTAL	74	450-1031	.436	—	—	292-389	.751	1192-16.1

27. RUSTY PARKER (1965-68) 1,190

Year	GP	FG-A	Pct	3FG-A	Pct	FT-A	Pct	Pts-Avg
65-66	26	140-254	.551	—	—	63-97	.650	343-13.2
66-67	26	118-255	.463	—	—	53-75	.706	289-12.6
67-68	28	214-406	.527	—	—	130-162	.802	558-19.9
TOTAL	80	472-915	.516	—	—	246-334	.737	1190-14.9

28. MALCOLM GRANT (2009-12) 1,185

Year	GP	FG-A	Pct	3FG-A	Pct	FT-A	Pct	Pts-Avg
09-10	33	99-252	.393	61-148	.412	59-78	.756	318-9.6
10-11	36	158-378	.418	94-222	.423	122-143	.853	532-14.8
11-12	31	105-310	.339	68-206	.330	57-71	.803	335-10.8
TOTAL	100	362-940	.385	223-576	.387	238-292	.815	1185-11.9

29. KEVIN PRESTO (1985-89) 1,156

Year	GP	FG-A	Pct	3FG-A	Pct	FT-A	Pct	Pts-Avg
85-86	28	117-253	.462	—	—	57-70	.814	291-10.4
86-87	31	96-239	.402	69-170	.406	70-78	.897	331-10.7
87-88	31	81-200	.405	47-125	.376	56-60	.933	265-8.5
88-89	31	82-219	.374	54-158	.342	51-61	.836	269-8.7
TOTAL	121	376-911	.413	170-453	.375	234-269	.870	1156-9.6

30. JA'QUAN NEWTON (2014-18) 1,145

Year	GP	FG-A	Pct	3FG-A	Pct	FT-A	Pct	Pts-Avg
14-15	34	45-111	.405	4-10	.400	41-64	.641	135-4.0
15-16	31	105-228	.461	9-26	.346	105-143	.734	324-10.5
16-17	30	150-332	.452	11-40	.275	93-133	.699	404-13.5
17-18	32	109-245	.445	7-27	.259	57-92	.620	282-8.8
TOTAL	127	409-916	.447	31-103	.301	296-432	.685	1145-9.0

31. CONSTANTIN POPA (1991-95) 1,132

Year	GP	FG-A	Pct	3FG-A	Pct	FT-A	Pct	Pts-Avg
91-92	32	81-187	.433	0-1	.000	54-100	.540	216-6.8
92-93	27	145-275	.527	0-0	.000	66-111	.595	356-13.2
93-94	27	100-216	.463	0-0	.000	47-67	.701	247-9.1
94-95	27	126-239	.527	0-0	.000	61-84	.726	313-11.6
TOTAL	113	452-917	.493	0-1	.000	228-362	.630	1132-10.0

32. RION BROWN (2010-14) 1,124

Year	GP	FG-A	Pct	3FG-A	Pct	FT-A	Pct	Pts-Avg
10-11	36	51-141	.362	32-90	.356	22-33	.697	157-4.4
11-12	31	73-171	.427	41-104	.394	36-47	.766	223-7.2
12-13	36	79-215	.367	38-130	.292	35-47	.745	231-6.4
13-14	33	174-403	.432	63-199	.317	102-135	.756	513-15.5
TOTAL	136	377-930	.405	174-523	.333	196-262	.748	1124-8.3

33. SHELDON McCLELLAN (2014-16) 1,120

Year	GP	FG-A	Pct	3FG-A	Pct	FT-A	Pct	Pts-Avg
14-15	38	192-397	.484	54-151	.358	112-136	.824	550-14.5
15-16	35	177-351	.504	56-138	.406	160-191	.838	570-16.3
TOTAL	73	369-748	.493	110-289	.381	272-327	.832	1120-15.3

34. JAMES DEWS (2006-10) 1,090

Year	GP	FG-A	Pct	3FG-A	Pct	FT-A	Pct	Pts-Avg
06-07	31	37-108	.343	16-58	.276	7-12	.583	97-3.1
07-08	34	121-283	.428	58-156	.372	49-54	.907	349-10.3
08-09	32	94-239	.393	44-132	.333	31-41	.756	263-8.2
09-10	33	147-328	.448	52-143	.364	35-47	.745	381-11.5
TOTAL	130	399-958	.417	170-489	.348	122-154	.792	1090-8.4

35. WHITEY CAMPBELL (1946-50) 1,076

Year	GP	FG-A	Pct	3FG-A	Pct	FT-A	Pct	Pts-Avg
46-50	—	417	—	—	—	134	—	1076

36. ANTHONY LAWRENCE II (2015-19) 1,043

Year	GP	FG-A	Pct	3FG-A	Pct	FT-A	Pct	Pts-Avg
15-16	33	47-92	.511	18-42	.429	24-40	.600	136-4.1
16-17	33	72-173	.416	35-99	.354	45-62	.726	224-6.8
17-18	32	100-214	.467	38-88	.432	43-63	.683	281-8.8
18-19	32	141-311	.453	51-147	.347	69-91	.758	402-12.6
TOTAL	130	360-790	.456	142-376	.378	181-256	.707	1043-8.0

1,000 POINTS CLUB

T-37. JULIE COHEN (1959-62) 1,042

Year	GP	FG-A	Pct	3FG-A	Pct	FT-A	Pct	Pts-Avg
59-60	27	120-300	.400	—	—	99-152	.651	339-12.6
60-61	27	132-275	.480	—	—	62-95	.653	326-12.1
61-62	26	136-329	.414	—	—	105-143	.734	377-14.5
TOTAL	80	388-904	.429	—	—	266-390	.682	1042-13.0

T-37. DICK MIANI (1952-56) 1,042

Year	GP	FG-A	Pct	3FG-A	Pct	FT-A	Pct	Pts-Avg
52-56	—	392	—	—	—	258	—	1042

39. REGGIE JOHNSON (2009-13) 1,039

Year	GP	FG-A	Pct	3FG-A	Pct	FT-A	Pct	Pts-Avg
09-10	32	60-115	.522	0-0	.000	84-107	.785	204-6.4
10-11	36	165-279	.591	0-0	.000	100-150	.667	430-11.9
11-12	23	88-179	.492	4-11	.364	51-72	.708	231-10.0
12-13	26	57-150	.380	1-10	.100	59-87	.678	174-6.7
TOTAL	117	370-723	.512	5-21	.238	294-416	.707	1,039-8.9

40. JEROME SCOTT (1988-92) 1,038

Year	GP	FG-A	Pct	3FG-A	Pct	FT-A	Pct	Pts-Avg
88-89	17	19-53	.358	6-18	.333	11-21	.524	55-3.2
89-90	27	89-207	.430	19-62	.306	43-65	.662	240-8.9
90-91	28	129-305	.423	33-86	.384	81-114	.711	372-13.3
91-92	32	122-308	.396	27-80	.338	100-142	.704	371-11.6
TOTAL	104	359-873	.411	85-246	.346	235-342	.687	1038-10.0

41. RICK JONES (1964-67) 1,029

Year	GP	FG-A	Pct	3FG-A	Pct	FT-A	Pct	Pts-Avg
64-65	26	100-257	.389	—	—	56-70	.800	256-9.9
65-66	26	160-381	.420	—	—	134-153	.876	454-17.5
66-67	26	114-293	.388	—	—	91-114	.798	319-12.3
TOTAL	78	374-931	.402	—	—	281-337	.834	1029-13.2

1K SCORERS BY UNIFORM NUMBER

Num.*	Total	Players
No. 0	2	Chris Lykes, Ja'Quan Newton
No. 1	2	Durand Scott, DJ Vasiljevic
No. 3	3	Malcolm Grant, Anthony Lawrence II, Kevin Presto
No. 5	2	Davon Reed, John Salmons
No. 10	1	Sheldon McClellan
No. 11	1	Don Curnutt
No. 12	1	Ron Godfrey
No. 13	4	Guillermo Diaz, Dick Hickox, Rick Jones, Gene Stage
No. 14	1	Mike Wittman
No. 15	2	Rion Brown, Joe Wylie
No. 17	2	Whitney Campbell, Dick Miani
No. 20	1	Rusty Parker
No. 21	3	Dwayne Collins, Steven Edwards, Darius Rice
No. 22	1	Robert Hite
No. 23	2	Dennis Burns, James Dews
No. 24	1	Rick Barry
No. 25	1	Julie Cohen
No. 31	1	Johnny Hemsley
No. 32	1	Eric Brown
No. 33	4	Willie Allen, James Jones, Jack McClinton, Constantin Popa
No. 40	1	Tim James
No. 42	1	Reggie Johnson
No. 44	1	Jerome Scott
No. 45	1	Mike McCoy
No. 51	1	Mario Bland

* Based off primary number



Robert Hite



Constantin Popa

ANNUAL LEADERS

SCORING

Year	Player	FG	FT	Pts
1926-27	No records available			
1927-28	Rodger Ashman			169
1928-29	Rodger Ashman	49	18	116
1929-31	No records available			
1931-32	Polger*	71	25	167
1932-38	NO TEAM			
1938-39	No records available			
1939-40	John Tobin	86	24	196
1940-41	John Tobin	71	27	169
1941-42	John Tobin	91	39	221
1943-45	No records available			
1945-46	Louis Edwards	53	17	123
1946-47	Bob Campbell	164	39	367
1947-48	Abe Friedman	92	37	221
1948-49	Bob Campbell	164	39	367
1949-50	Mackey MacDonald	134	48	316
1950-51	Sy Chadroff	107	54	268
1951-52	Sy Chadroff	180	999	459
1952-53	Howard Keene	112	126	350
1953-54	Willie Schayowitz	95	37	227
1954-55	Dick Miani	114	73	301
1955-56	Dick Miani	186	139	511
1956-57	Gene Stage	158	145	461
1957-58	Gene Stage	137	79	353
1958-59	Dick Hickox	161	131	453
1959-60	Dick Hickox	219	158	596
1960-61	Dick Hickox	180	120	480
1961-62	Mike McCoy	199	80	478
1962-63	Mike McCoy	237	80	554
1963-64	Rick Barry	314	242	870
1964-65	Rick Barry	340	293	973
1965-66	Mike Wittman	208	151	567
1966-67	Mike Wittman	219	147	585
1967-68	Don Curnutt	268	99	635
1968-69	Don Curnutt	262	138	662
1969-70	Don Curnutt	283	143	709
1970-71	Willie Allen	184	129	497
1972-85	NO TEAM			
1985-86	Eric Brown	174	112	460
1986-87	Eric Brown	183	114	460
1987-88	Eric Brown	193	161	551
1988-89	Eric Brown	255	246	765
1989-90	Joe Wylie	210	91	514
1990-91	Joe Wylie	186	143	515
1991-92	Jerome Scott	100	122	371
1992-93	Steven Edwards	127	97	430
1993-94	Jamal Johnson	102	53	257
1994-95	Steven Edwards	102	91	359
1995-96	Steven Edwards	114	68	361
1996-97	Tim James	165	73	405
1997-98	Tim James	184	97	469
1998-99	Tim James	215	115	557
1999-00	Johnny Hemsley	194	90	542

Year	Player	FG	FT	Pts
2000-01	Darius Rice	140	67	409
2001-02	Darius Rice	155	92	478
2002-03	Darius Rice	170	99	506
2003-04	Darius Rice	166	85	472
2004-05	Guillermo Diaz	190	97	538
2005-06	Guillermo Diaz	194	120	586
2006-07	Jack McClinton	163	102	519
2007-08	Jack McClinton	179	114	566
2008-09	Jack McClinton	200	116	617
2009-10	James Dews	147	35	381
2010-11	Malcolm Grant	158	122	532
2011-12	Durand Scott	136	97	388
2012-13	Shane Larkin	183	87	522
2013-14	Rion Brown	174	102	513
2014-15	Sheldon McClellan	192	112	550
2015-16	Sheldon McClellan	177	351	570
2016-17	Davon Reed	161	90	491
2017-18	Lonnie Walker IV	132	48	368
2018-19	Chris Lykes	171	114	517
2019-20	DJ Vasiljevic	138	60	409

* Last name unknown

Players to lead Miami in scoring at least three straight seasons:

John Tobin	1940, 41, 42
Dick Hickox	1959, 60, 61
Don Curnutt	1968, 69, 70
Eric Brown (4x)	1986, 87, 88, 89
Tim James	1997, 98, 99
Darius Rice (4x)	2001, 02, 03, 04
Jack McClinton	2007, 08, 09



Tim James



ANNUAL LEADERS

REBOUNDS

YEAR	PLAYER	OFF	DEF	TOTAL
1950-51	Howard Keene	—	—	271
1951-52	Howard Keene	—	—	218
1952-54	<i>No records available</i>			
1954-55	Ken Ryskamp	—	—	181
1955-56	Ed Morris	—	—	322
1956-57	Ed Morris	—	—	246
1957-58	Dick Berghoff	—	—	278
1958-59	Harry Manushaw	—	—	372
1959-60	Harry Manushaw	—	—	321
1960-61	Ron Godfrey	—	—	256
1961-62	Mike McCoy	—	—	338
1962-63	Rick Barry	—	—	351
1963-64	Rick Barry	—	—	448
1964-65	Rick Barry	—	—	475
1965-66	Mike Wittman	—	—	260
1966-67	Billy Soens	—	—	330
1967-68	Billy Soens	—	—	299
1968-69	Wayne Canaday	—	—	319
1969-70	Wayne Canaday	—	—	327
1970-71	Willie Allen	—	—	316
1972-85	NO TEAM			
1985-86	Eric Brown	—	—	208
1986-87	Tito Horford	59	178	241
1987-88	Tito Horford	65	206	271
1988-89	Eric Brown	81	168	249
1989-90	Joe Wylie	89	177	266
1990-91	Joe Wylie	110	169	279
1991-92	Constantin Popa	64	88	152
1992-93	Constantin Popa	76	121	197
1993-94	Constantin Popa	57	105	162
1994-95	Constantin Popa	76	114	190
1995-96	Steve Rich	70	90	160
1996-97	Tim James	88	108	196
1997-98	Tim James	90	173	263
1998-99	Tim James	83	163	246
1999-00	Mario Bland	90	147	237
2000-01	John Salmons	62	111	173
2001-02	James Jones	65	138	203
2002-03	James Jones	52	117	169
2003-04	Darius Rice	55	123	178
2004-05	Anthony King	91	134	231
2005-06	Anthony King	104	132	236
2006-07	Dwayne Collins	105	102	207
2007-08	Anthony King	83	156	239
2008-09	Dwayne Collins	95	132	227
2009-10	Dwayne Collins	85	140	225
2010-11	Reggie Johnson	126	221	347
2011-12	Kenny Kadji	58	112	170
2012-13	Kenny Kadji	56	188	244
2013-14	Rion Brown	47	146	193
2014-15	Tonye Jekiri	118	248	366
2015-16	Tonye Jekiri	93	207	300
2016-17	Kamari Murphy	79	162	241
2017-18	Dewan Huell	65	148	213

2018-19	Ebuka Izundu	111	156	267
2019-20	Sam Waardenburg	49	132	181

ASSISTS

YEAR	PLAYER	ASSISTS*
1985-86	Bryan Hughes	129
1986-87	Kevin Presto	117
1987-88	Thomas Hocker	136
1988-89	Thomas Hocker	109
1989-90	Thomas Hocker	139
1990-91	Jerome Scott	111
1991-92	Michael Gardner	98
1992-93	Michael Gardner	154
1993-94	Torey McCormick	85
1994-95	Kevin Norris	102
1995-96	Kevin Norris	111
1996-97	Kevin Norris	142
1997-98	Kevin Norris	138
1998-99	Vernon Jennings	167
1999-00	Vernon Jennings	218
2000-01	John Salmons	115
2001-02	John Salmons	195
2002-03	Armondo Surratt	93
2003-04	Armondo Surratt	121
2004-05	Anthony Harris	133
2005-06	Guillermo Diaz	97
2006-07	Anthony Harris	110
2007-08	Lance Hurdle	82
	Jack McClinton	82
2008-09	Jack McClinton	91
2009-10	Malcolm Grant	117
2010-11	Malcolm Grant	115
2011-12	Durand Scott	93
2012-13	Shane Larkin	164
2013-14	Garrius Adams	95
2014-15	Angel Rodriguez	126
2015-16	Angel Rodriguez	158
2016-17	Bruce Brown Jr.	106
2017-18	Ja'Quan Newton	84
2018-19	Chris Lykes	103
2019-20	Harlond Beverly	71

* Did not become an official NCAA statistic until 1985-86

RECORDS

ANNUAL LEADERS

STEALS

YEAR	PLAYER	STEALS*
1985-86	Bryan Hughes	42
1986-87	Kevin Presto	44
1987-88	Dennis Burns	48
1988-89	Eric Brown	44
1989-90	Jake Morton	45
1990-91	Jerome Scott	70
1991-92	Jerome Scott	77
1992-93	Steven Edwards	56
1993-94	Torey McCormick	43
1994-95	Kevin Norris	49
1995-96	Kevin Norris	45
1996-97	Clifton Clark	47
1997-98	Kevin Norris	68
1998-99	Vernon Jennings	60
1999-00	Vernon Jennings	75
2000-01	John Salmons	57
2001-02	John Salmons	57
2002-03	James Jones	44
2003-04	Robert Hite	61
2004-05	Robert Hite	45
2005-06	Robert Hite	50
2006-07	Brian Asbury	46
2007-08	James Dews	28
2008-09	Dwayne Collins	31
2009-10	Durand Scott	41
2010-11	Durand Scott	43
2011-12	Shane Larkin	50
2012-13	Shane Larkin	71
2013-14	Garrison Adams	42
2014-15	Angel Rodriguez	59
2015-16	Angel Rodriguez	58
2016-17	Bruce Brown Jr.	49
2017-18	Anthony Lawrence II	46
2018-19	Zach Johnson	53
2019-20	Chris Lykes	28

* Did not become an official NCAA statistic until 1985-86

BLOCKED SHOTS

YEAR	PLAYER	BLOCKS*
1985-86	Tim Harvey	46
1986-87	Tito Horford	45
1987-88	Tito Horford	80
1988-89	Dennis Burns	36
1989-90	Joe Wylie	32
1990-91	Joe Wylie	37
1991-92	Constantin Popa	64
1992-93	Constantin Popa	85
1993-94	Constantin Popa	59
1994-95	Constantin Popa	55
1995-96	Tim James	50
1996-97	Tim James	64
1997-98	Tim James	45
1998-99	Tim James	65
1999-00	Elton Tyler	34
2000-01	Dwayne Wimbley	48
2001-02	James Jones	78
2002-03	James Jones	50
2003-04	Gary Hamilton	26
2004-05	Anthony King	86
2005-06	Anthony King	65
2006-07	Brian Asbury	20
2007-08	Anthony King	48
2008-09	Jimmy Graham	36
2009-10	Dwayne Collins	32
2010-11	Reggie Johnson	45
2011-12	Kenny Kadji	51
2012-13	Julian Gamble	63
2013-14	Donnavan Kirk	46
2014-15	Tonye Jekiri	51
2015-16	Tonye Jekiri	35
2016-17	Dewan Huell/Ebuka Izundu	25
2017-18	Huell/Anthony Lawrence II	31
2018-19	Ebuka Izundu	39
2019-20	Sam Waardenburg	33

* Did not become an official NCAA statistic until 1985-86

MIAMI 100-POINT GAMES

Date	Opponent	W/L	UM	Opp.	Date	Opponent	W/L	UM	Opp.
1/9/52	Florida Southern	W	106	43	1/19/67	Florida Southern	W	102	83
1/17/55	Tampa	W	103	76	3/1/67	Florida State	W	110	90
2/17/55	at Tampa	W	105	89	12/6/67	at Hawaii	W	102	83
1/24/57	Kentucky Wesleyan	W	100	95	12/12/67	Tampa	W	104	103
1/8/58	Stetson	W	103	80	12/27/67	Dartmouth	W	100	81
12/3/58	Rollins	W	104	87	12/28/67	New York University	W	102	91
12/5/58	Tampa	W	113	71	1/6/68	Pittsburgh	W	100	84
12/8/58	Florida Southern	W	107	80	2/10/68	Florida A&M	W	108	98
1/31/59	Western Kentucky	W	109	95	2/24/68	Creighton	W	106	93
2/23/59	Morehead State	W	102	85	1/5/70	Rhode Island	W	105	95
12/1/59	Rollins	W	110	86	1/23/70	at Florida Southern	W	103	92
12/3/59	Jacksonville	W	106	98	2/7/70	Florida A&M	W	118	111
12/28/59	Brigham Young	W	110	93	2/17/70	La Salle	W	103	96
1/2/60	[15] South Carolina	W OT	107	106	1/8/71	at Florida State	L	106	114
2/18/60	[10] Florida Southern	W	121	85	2/27/71	Florida State	W	100	94
2/22/60	[10] Kentucky Wesleyan	W	104	95	1/31/86	vs. Brooklyn College	W	102	93
2/27/60	[9] Florida State	W	107	89	1/9/87	vs. PR-Rio Piedras	W	111	64
1/4/61	Miami (Ohio)	W 2OT	102	100	2/18/87	Florida International	W	102	81
2/1/61	Rollins	W	103	75	2/28/87	Coppin State	W	115	76
2/18/61	at Tampa	W	108	99	12/21/87	Alabama State	W	110	107
1/6/62	Oklahoma City	L OT	113	118	12/29/87	vs. American	W	104	70
12/13/62	Florida Southern	W	116	93	3/5/88	UCF	W	100	80
1/9/63	at Jacksonville	W	103	91	11/25/88	Maryland Eastern Shore	W	108	80
1/30/63	[18] at Rollins	W	120	72	11/28/88	Oral Roberts	W	108	103
2/5/63	[18] Jacksonville	W	112	105	12/10/88	Duke	L	102	117
2/9/63	Louisville	W	112	84	12/16/88	Long Island University	W	102	66
2/12/63	Rollins	W	144	75	12/28/88	vs. Pennsylvania	W	102	69
2/18/63	Tampa	W	112	91	1/28/89	Marquette	W	106	90
12/3/63	Tampa	W	101	95	2/4/89	Brigham Young	W	107	86
12/12/63	at St. Mary's	W	101	86	2/6/89	South Florida	W 2OT	106	104
12/19/63	Rollins	W	108	90	2/8/89	Tennessee Tech	W	111	101
1/4/64	Rhode Island	W	105	88	2/22/89	at Texas	L	104	123
1/23/64	La Salle	W	121	99	3/2/89	Savannah State	W	107	98
1/28/64	at Rollins	W	127	85	1/1/90	at George Mason	W OT	101	91
1/29/64	at Tampa	W	134	104	1/18/90	Florida State	W 2OT	101	97
2/4/64	Jacksonville	W	117	92	2/16/99	[16/21] Villanova	W	103	82
2/18/64	Florida Southern	W	120	79	11/30/99	[25] Bethune-Cookman	W	102	75
12/1/64	Tampa	W	136	119	1/19/02	[24/20] Providence	W 2OT	102	96
1/13/65	Florida Southern	W	124	93	1/3/04	Savannah State	W	105	65
1/16/65	Jacksonville	W	127	99	11/9/07	Florida Southern	W	104	61
1/23/65	[t-19] at Rollins	W	128	92	11/16/09	Nova Southeastern	W	108	58
1/30/65	Oklahoma City	W	115	92	11/19/15	vs. Mississippi State	W	105	79
2/2/65	Miami (Ohio)	W	115	95	2/19/20	at Virginia Tech	W 3OT	102	95
2/9/65	Tampa	W	141	110					
2/13/65	Loyola (N.O.)	W	115	86					
2/20/65	[t-19] Houston	W	103	91					
2/23/65	[17] Rollins	W	148	79					
12/1/65	Tampa	W	120	91					
12/18/65	Ohio University	W	105	100					
1/28/66	at Florida Southern	W	101	80					
2/12/66	Jacksonville	W	117	104					
2/28/66	Florida State	W	112	90					
3/5/66	La Salle	W	108	102					
1/10/67	Oklahoma City	W	111	109					
1/14/67	Jacksonville	W	106	86					

RECORDS

OPPONENT 100-POINT GAMES

Date	Opponent	W/L	UM	Opp.	Date	Opponent	W/L	UM	Opp.
1/25/52	Western Kentucky	L	74	102	2/26/87	at Florida State	L	84	108
12/21/53	Ohio State	L	81	106	11/27/87	vs. #9 Michigan	L	76	109
2/11/54	at Stetson	L	56	108	12/21/87	Alabama State	W	110	107
2/20/56	Morehead State	L	89	102	12/30/87	vs. #11 Purdue	L	82	110
12/3/56	Kentucky	L	75	114	1/6/88	at #9 Duke	L	69	107
12/8/56	at Akron	L	80	106	2/27/88	DePaul	L	82	101
2/5/59	at Stetson	L	97	110	11/28/88	Oral Roberts	W	108	103
1/2/60	South Carolina	W OT	107	106	12/10/88	#1 Duke	L	102	117
3/8/60	[8] vs. Western Kentucky	L	84	107	12/19/88	at Florida	L	81	101
12/10/60	at Brigham Young	L	80	112	1/7/89	at #5 Georgetown	L	79	112
1/4/61	Miami (Ohio)	W 2OT	102	100	1/24/89	#20 Providence	L	91	106
12/4/61	at Morehead State	L	81	107	2/1/89	New Mexico	L	93	110
1/6/62	Oklahoma City	L OT	113	118	2/6/89	USF	W 2OT	106	104
1/30/62	at Tampa	L	95	113	2/8/89	Tennessee Tech	W	111	101
2/10/62	Loyola (N.O.)	L	70	113	2/22/89	at Texas	L	104	123
2/5/63	Jacksonville	W	112	105	1/10/90	#1 Kansas	L	73	100
3/19/63	vs. Providence	L	96	106	1/27/90	at Notre Dame	L	60	107
1/9/64	at Florida	L	91	114	2/21/90	at Providence	L	67	101
1/29/64	at Tampa	W	134	104	12/27/90	Miami (Ohio)	L 2OT	99	101
12/1/64	at Tampa	W	136	119	1/3/07	at #3 North Carolina	L	64	105
2/9/65	Tampa	W	141	110	1/27/18	[RV/24] at Florida St.	L OT	94	103
12/9/65	at #11 San Francisco	L	89	105					
12/18/65	Ohio University	W	105	100					
1/12/66	at Florida	L	66	111					
2/12/66	Jacksonville	W	117	104					
2/17/66	at Houston	L	96	111					
3/5/66	La Salle	W	108	102					
12/3/66	Florida	L	88	113					
1/10/67	Oklahoma City	W	111	109					
2/18/67	#7/8 Houston	L	86	105					
12/7/67	at Hawaii	L	76	110					
12/12/67	Tampa	W	104	103					
1/12/68	at Florida State	L	93	122					
2/15/68	at #1 Houston	L	64	106					
12/6/68	vs. Florida State	L	84	111					
12/7/68	vs. Florida	L	62	111					
12/12/69	at #2 UCLA	L	69	127					
1/9/70	at Florida State	L	63	114					
1/10/70	at #7 Jacksonville	L	87	121					
1/24/70	at Stetson	L	88	116					
1/29/70	at Tulane	L	90	105					
2/7/70	Florida A&M	W	118	111					
2/12/70	at Centenary	L	86	107					
2/14/70	at #13 Houston	L	98	118					
2/28/70	#9 Florida State	L	96	112					
3/4/70	#6 Jacksonville	L	97	108					
12/29/70	at Maryland	L	77	111					
1/8/71	at Florida State	L	106	114					
1/9/71	at #7 Jacksonville	L	82	124					
1/23/71	at Creighton	L	84	104					
2/6/71	Loyola (N.O.)	L	88	107					
12/21/85	at UCLA	L	64	109					
2/19/86	at #2 Duke	L	82	102					
2/22/86	#14 Notre Dame	L	73	126					
12/6/86	at #1 North Carolina	L	77	122					

OVERTIME GAMES

Overall: 43-49

1OT: 33-42

2OT: 9-7

3OT: 1-0

Home: 22-24

1OT: 15-20 (3-5 ACC)

2OT: 7-4 (2-2 ACC)

ACC play: 5-7

Vs. ranked: 2-6 (1-4 ACC; 2-3 1OT, 0-3 2OT)

Miami ranked: 5-0 (1-0 ACC; 4-0 1OT, 1-0 2OT)

Away: 16-16

1OT: 14-15 (5-7 ACC)

2OT: 1-1

3OT: 1-0 (1-0 ACC)

ACC play: 6-7

Vs. ranked: 2-3 (2-2 ACC; 2-3 1OT)

Miami ranked: 1-2 (0-2 ACC; 1-2 1OT)

Neutral: 5-9

1OT: 4-7

2OT: 1-2

ACC Tournament: 1-1 (1-1 1OT)

Vs. ranked: 0-1 (0-1 2OT)

Miami ranked: n/a

ACC play: 11-14

1OT: 8-12

2OT: 2-2

3OT: 1-0

Postseason: 3-2

1OT: 3-2

NIT: 0-1 (0-1 1OT)

ACC Tournament: 1-1 (1-0 1OT)

BIG EAST Tournament: 2-0 (2-0 1OT)

No games involving a ranked team

Vs. ranked: 4-10

1OT: 4-6 (3-3 ACC)

2OT: 0-4 (0-2 ACC)

ACC play: 3-6

Miami ranked: 6-2

1OT: 5-2 (1-2 ACC)

2OT: 1-0

ACC play: 1-2

Both teams ranked: n/a

Under Larranaga: 11-11

1OT: 7-10 (5-5 ACC)

2OT: 3-1 (2-1 ACC)

3OT: 1-0 (1-0 ACC)

ACC play: 8-6

Postseason: 0-1 (0-1 NIT, 0-1 1OT)

Non-conf. regular season: 3-4 (2-4 1OT, 1-0 2OT)

UM ranked: 2-1 (2-1 1OT)

Vs. ranked: 2-4 (2-3 1OT, 0-1 2OT)

Both teams ranked: n/a

Date	Opponent	W/L	Score
12/29/48	Princeton	L 2OT	55-62
1/12/51	Tampa	L OT	75-77
2/6/51	La Salle	W OT	77-75
2/13/54	at Florida Southern	W 2OT	77-70
12/30/58	Miami (Ohio)	L OT	87-89
1/2/60	[15] South Carolina	W OT	107-106
1/13/60	[15] at Jacksonville	W OT	78-70
1/4/61	Miami (Ohio)	W 2OT	102-100
1/13/61	at Jacksonville	W OT	93-84
1/6/62	Oklahoma City	L OT	113-118
11/30/62	Florida	W OT	91-87
1/12/63	at Florida State	L OT	74-77
12/14/63	at Nevada	W OT	81-78
12/28/63	vs. Syracuse	L OT	85-86
2/15/64	at Loyola (N.O.)	W OT	97-90
12/28/65	Louisville	L OT	84-85
2/1/69	Morehead State	W OT	92-91
3/1/69	Florida State	L OT	86-89
12/13/69	at Pepperdine	L OT	90-93
12/19/70	vs. Oklahoma City	L OT	91-94
1/29/71	at Florida Southern	L OT	95-96

Program Rebirth

1/18/86	Arizona	L OT	74-81
12/29/86	vs. Yale	W OT	78-75
1/24/87	Marquette	W OT	91-89
1/31/87	at San Diego State	W OT	83-82
2/1/88	vs. Marist	W OT	79-76
2/4/88	Monmouth	L OT	62-64
1/3/89	at Rutgers	W OT	99-94
2/6/89	USF	W 2OT	106-104
1/1/90	at George Mason	W OT	101-91
1/18/90	Florida State	W 2OT	101-97
12/19/90	at SMU	L 2OT	88-93
12/27/90	vs. Miami (Ohio)	L 2OT	99-101
2/11/91	Memphis	L OT	82-83

Joined BIG EAST

3/4/92	#22 Seton Hall **	L OT	82-90
2/25/95	at Boston College **	W OT	77-71
2/28/95	Pittsburgh **	W OT	76-68
12/23/95	Clemson	L OT	52-66
2/20/96	St. John's **	W 2OT	96-91
1/18/97	Georgetown **	W OT	68-65
3/5/97	at St. John's +	W OT	76-68
1/20/99	Connecticut **	L OT	68-70
3/5/00	#18/21 St. John's **	W OT	74-70
1/22/01	at St. John's **	L OT	63-67
1/15/02	[24/20] Pittsburgh **	W OT	76-69
1/19/02	[24/20] Providence **	W 2OT	102-96
3/7/02	vs. Georgetown +	W OT	84-76
12/3/02	at Florida Atlantic	L OT	73-74
12/21/02	vs. #13 Florida	L 2OT	93-94
1/4/03	North Carolina	W OT	64-61
1/11/03	at #3 Connecticut **	L OT	80-83
2/8/03	Villanova **	L OT	67-72
1/10/04	#15 Pittsburgh **	L 2OT	80-84
1/31/04	Georgetown **	L OT	80-87



OVERTIME GAMES

Date	Opponent	W/L	Score
2/4/04	at Rutgers **	L OT	70-72
2/11/04	Boston College **	L OT	72-74
Joined ACC			
11/27/04	vs. Xavier	L OT	70-83
2/5/05	#22/24 Maryland *	W OT	75-73
1/29/06	at Florida State *	W OT	84-78
2/8/06	#16/15 NC State *	L 2OT	77-86
2/28/07	at Clemson *	L OT	70-74
3/3/07	Florida State *	L OT	90-98
3/9/07	vs. Boston College ^	L OT	71-74
1/19/08	[21/24] at NC State *	L OT	77-79
3/8/08	at Florida State *	L OT	72-75
1/25/09	Virginia Tech *	L OT	83-88
1/27/09	at NC State *	L OT	81-84
2/7/09	at #4/3 Duke *	L OT	75-78
2/5/11	at Virginia *	W OT	70-68
3/10/11	vs. Virginia ^	W OT	69-62
Larrañaga Arrived			
11/25/11	at Ole Miss	L OT	61-64
12/17/11	vs. Florida Atlantic	W 2OT	93-90
2/1/12	Maryland *	W 2OT	90-86
2/5/12	at #7/5 Duke *	W OT	78-74
12/25/12	vs. Indiana State	L OT	55-57
11/08/13	St. Francis Brooklyn	L OT	62-66
11/11/13	Georgia Southern	W OT	81-80
11/28/13	vs. George Washington	L OT	63-71
12/8/13	Virginia Tech *	L OT	60-61
2/5/14	#25/22 Pittsburgh *	L OT	55-59
1/3/15	#3 Virginia *	L 2OT	80-89
2/16/15	Boston College *	W 2OT	89-86
4/2/15	vs. Stanford \$	L OT	64-66
12/1/16	[21] Nebraska	W OT	77-72
2/20/17	at #18/19 Virginia *	W OT	54-48
1/24/18	[RV/24] Louisville *	W OT	78-75
1/27/18	[RV/24] at Florida State *	L OT	94-103
2/9/19	at #8/8 North Carolina *	L OT	85-88
12/31/19	at Clemson *	W OT	73-68
1/18/20	#9/9 Florida State *	L OT	79-83
2/19/20	at Virginia Tech *	W 3OT	102-95
3/7/20	Syracuse *	W OT	69-65

* ACC game

** BIG EAST game

^ ACC Tournament

+ BIG EAST Tournament

\$ NIT



SEASON OPENERS

Season Openers All-Time*	55-14
at home	36-10 (1-1 1OT)
on the road	7-2
at a neutral site	2-2
in overtime	1-1 (1-1 1OT)
vs. ranked teams	0-2
at home	0-1
at a neutral site	0-1
as a ranked team	2-0
at home	2-0
longest winning streak	20 (1993-94 to 2012-13)
longest losing streak	3 (1939-40 to 1941-42)

Season Openers Since Rebirth	30-5
at home	24-4 (0-1 1OT)
on the road	4-0
at a neutral site	2-1
in overtime	0-1 (0-1 1OT)
vs. ranked teams	0-2
at home	0-1
as a ranked team	2-0
at home	2-0

Season Openers Since Joining ACC	14-2
at home	13-2 (0-1 1OT)
at a neutral site	1-0
in overtime	0-1 (0-1 1OT)
vs. ranked teams	0-1
at home	0-1
as a ranked team	2-0
at home	2-0

Season Openers Under Jim Larrañaga	7-2
at home	7-2 (0-1 1OT)
in overtime	0-1 (0-1 1OT)
vs. ranked teams	0-1
at home	0-1
as a ranked team	1-0
at home	1-0

Home Openers All-Time*	57-12
in overtime	1-1 (1-1 1OT)
vs. ranked teams	0-2
as a ranked team	3-0
longest winning streak	20 (1993-94 to 2012-13)
longest losing streak	3 (1939-40 to 1941-42)

Home Openers Since Rebirth	31-4
in overtime	0-1 (0-1 1OT)
vs. ranked teams	0-1
as a ranked team	3-0

Home Openers Since Joining ACC	14-2
in overtime	0-1 (0-1 1OT)
vs. ranked teams	0-1
as a ranked team	2-0

Home Openers Under Jim Larrañaga	7-2
in overtime	0-1 (0-1 1OT)
vs. ranked teams	0-1
as a ranked team	1-0

Road Openers All-Time*^A	29-39
in overtime	1-2 (1-2 1OT)
vs. ranked teams	3-7
as a ranked team	3-0 (1-0 1OT)
with both teams ranked	1-1
longest winning streak	5 (1997-98 to 2001-02)
longest losing streak [#]	8 (1985-86 to 1992-93)

Road Openers Since Rebirth	17-18
in overtime	1-2 (1-2 1OT)
vs. ranked teams	6-3
as a ranked team	3-0 (1-0 1OT)
with both teams ranked	1-0

Road Openers Since Joining ACC	10-6
in overtime	1-1 (1-1 1OT)
vs. ranked teams	3-1
as a ranked team	3-0 (1-0 1OT)
with both teams ranked	1-0

Road Openers Under Jim Larrañaga	6-3
in overtime	1-1 (1-1 1OT)
vs. ranked teams	2-0
as a ranked team	2-0 (1-0 1OT)
with both teams ranked	1-0

Neutral-Site Openers All-Time*	27-27
in overtime	2-4 (1-2 1OT, 1-2 2OT)
vs. ranked teams	0-5 (0-1 2OT)
as a ranked team	3-0
longest winning streak	7 (1959-60 to 1965-66)
longest losing streak	4 (1987-88 to 1990-91)

Neutral-Site Openers Since Rebirth	17-18
in overtime	2-4 (1-2 1OT, 1-2 2OT)
vs. ranked teams	0-5 (0-1 2OT)
as a ranked team	3-0

Neutral-Site Openers Since Joining ACC	11-5
in overtime	1-2 (1-0 2OT, 0-2 1OT)
vs. ranked teams	0-1
as a ranked team	2-0

Neutral-Site Openers Under Jim Larrañaga	7-2
in overtime	1-1 (1-0 2OT, 0-1 1OT)
vs. ranked teams	0-1
as a ranked team	1-0

* 1931-32 is excluded, as schedule is unavailable and Miami played no senior colleges

^A Miami played no road games in 1926-27, its first season

[#] Miami also lost its last five road openers prior to the program rebirth, making it a non-continuous streak of 13

NOTE: Lone season opener in league play was Nov. 5, 2019, at home against #5/5 Louisville (L, 87-74)

RECORDS

ACC OPENERS

ACC Openers (joined in 2004-05)	6-10
at home	4-5 (0-1 1OT, 0-1 2OT)
on the road	2-5
in overtime	0-2 (0-1 1OT, 0-1 2OT)
vs. ranked teams	1-8 (0-1 2OT)
at home	1-4 (0-1 2OT)
on the road	0-4
as a ranked team	3-0
at home	2-0
on the road	1-0
with both teams ranked	0-0
longest winning streak	3 (2015-16 to 2017-18)
longest losing streak	4 (2008-09 to 2011-12)

ACC Openers Under Jim Larrañaga	4-5
at home	2-4 (0-1 1OT, 0-1 2OT)
on the road	2-1
in overtime	0-2 (0-1 1OT, 0-1 2OT)
vs. ranked teams	0-4 (0-1 2OT)
at home	0-3 (0-1 2OT)
on the road	0-1
as a ranked team	2-0
at home	1-0
on the road	1-0
with both teams ranked	0-0

ACC Home Openers	11-5
in overtime	0-2 (0-1 1OT, 0-1 2OT)
vs. ranked teams	4-4 (0-1 2OT)
as a ranked team	3-0
with both teams ranked	1-0
longest winning streak	4 (2004-05 to 2007-08)
longest losing streak	2, 2x (2013-14 to 2014-15 & 2018-19 to 2019-20)

ACC Home Openers Under Jim Larrañaga	5-4
in overtime	0-2 (0-1 1OT, 0-1 2OT)
vs. ranked teams	1-3 (0-1 2OT)
as a ranked team	2-0
with both teams ranked	1-0

ACC Road Openers	6-10
in overtime	0-0
vs. ranked teams	3-6
as a ranked team	1-2
with both teams ranked	0-1
longest winning streak	1, 6x
longest losing streak	3 (2009-10 to 2011-12)

ACC Road Openers Under Jim Larrañaga	4-5
in overtime	0-0
vs. ranked teams	1-3
as a ranked team	1-1
with both teams ranked	0-1

NOTE: ranking notations include the Associated Press and/or USA TODAY Coaches Poll

RECORDS BY MONTH (SINCE REBIRTH)

November	119-36
since joining ACC	76-25
under Jim Larrañaga	44-14
December	154-84
since joining ACC	76-24
under Jim Larrañaga	41-12
January	127-153
since joining ACC	58-65
under Jim Larrañaga	33-35
February	134-137
since joining ACC	65-57
under Jim Larrañaga	44-30
March	70-75
since joining ACC	44-42
under Jim Larrañaga	28-21
April	0-1
since joining ACC	0-1
under Jim Larrañaga	0-1



WATSCO CENTER RECORDS [OPENED JAN. 4, 2003]

INDIVIDUAL - MIAMI

Points	43	Darius Rice vs. Connecticut, 1/20/03
FGM	16	Darius Rice vs. Connecticut, 1/20/03
FGA	27	Darius Rice vs. Connecticut, 1/20/03
FG Pct.	1.000 (6-6)	Sheldon McClellan vs. South Alabama, 11/28/14
3FGM	7	4x, last Jack McClinton vs. N. Carolina, 2/15/09
3FGA	12	Jack McClinton vs. N. Carolina, 2/15/09
		Jack McClinton vs. Virginia Tech, 1/25/09
		Jack McClinton vs. Virginia, 3/1/08
3FG Pct.	1.000 (4-4)	 Jack McClinton vs. Ohio State, 12/2/08
		Anthony Lawrence II vs. Notre Dame, 2/3/16
FTM	16	Jack McClinton vs. NC State, 3/7/09
FTA	16	Jack McClinton vs. NC State, 3/7/09
		Dwayne Collins vs. Florida Atlantic, 1/5/09
FT Pct.	1.000 (16-16)	Jack McClinton vs. NC State, 3/7/09
Rebounds	19		Ebuka Izundu vs. Stephen F. Austin, 11/13/18
Assists	11	Angel Rodriguez vs. Duke, 1/25/16
Steals	6	Angel Rodriguez vs. Syracuse, 1/2/16
Blocks	13	Anthony King vs. Fla. Atlantic, 11/29/04
Turnovers	10	Durand Scott vs. Georgia Tech, 2/3/11

TEAM - MIAMI

Pts (Game)	108	vs. Nova Southeastern, 11/16/09
Pts (Half)	61	vs. Nova Southeastern (1H), 11/16/09
Comb. Pts	191	Miami 96, Duke 95, 2/20/08
FGM	41	vs. Florida Southern, 11/9/07
FGA	78	vs. Florida Southern, 11/9/07
FG Pct	.667 (30-45)	vs. Birmingham Southern, 12/3/05
3FGM	18	vs. Coppin State, 12/21/19
3FGA	38	vs. Coppin State, 12/21/19
3FG Pct	.727 (8-11)	vs. Louisville, 2/27/16
FTM	32	vs. North Florida, 12/31/08
FTA	42	vs. North Florida, 12/31/08
		vs. Alabama State, 11/28/07
FT Pct.*	.933 (14-15)	vs. Boston College, 1/15/11
Rebounds	56	vs. Florida Southern, 11/15/08
Assists	29	vs. Florida Southern, 11/9/07
Steals	15	vs. Florida Southern, 11/9/07
		vs. Penn, 1/2/08
Blocks	14	vs. North Carolina, 1/4/03
Turnovers	24	vs. Florida State, 1/18/20

* Minimum 10 attempts

INDIVIDUAL - OPPONENT

Points	45	Al Thornton, Florida State, 3/3/07
FGM	16	Al Thornton, Florida State, 3/3/07
FGA	23	Jarrell Eddie, Virginia Tech, 12/8/13
FG Pct.	1.000 (11-11)	 Hakim Warrick, Syracuse, 2/14/04
3FGM	7	Toney Douglas, Florida State, 1/21/09
3FGA	14	Toney Douglas, Florida State, 1/21/09
		Jarell Eddie, Virginia Tech, 12/8/13
3FG Pct.	1.000 (4-4)	Isaac McGlone, Eastern Kentucky, 12/19/14
FTM	15	Zabian Dowdell, Virginia Tech, 1/23/07
		Tyler Hansbrough, North Carolina, 1/23/08
FTA	18	Zabian Dowdell, Virginia Tech, 1/23/07
FT Pct.	1.000 (11-11)	Jon Scheyer, Duke, 1/14/07
		Al Thornton, Florida State, 3/3/07
Rebs	18	Gani Lawal, Georgia Tech, 2/10/10
Assists	12	Markell Johnson, NC State, 2/5/20
Steals	6	Nickeil Alexander-Walker, Va. Tech, 1/30/19
		Chris Jones, Louisville, 2/3/15
		Jeremy Chappell, Robert Morris, 12/14/08
Blocks	6	Joakim Noah, Florida, 12/22/05
Turnovers	9	Tavarus Alston, NC A&T, 12/21/09
		Rakim Sanders, Boston College, 3/5/08
		Jason Willis, NC A&T, 12/23/07

TEAM - OPPONENT

Pts (Game)	98	North Carolina, 1/23/08
		Florida State, 3/3/07
Pts (Half)	59	Duke (2H), 2/20/08
FGM	40	Duke, 1/4/20
FGA	79	South Alabama, 11/28/14
FG Pct.	.644 (38-59)	Syracuse, 2/14/04
3FGM	15	Duke, 2/20/08
3FGA	37	Duke, 2/20/08
3FG Pct.	.571 (4-7)	NC State, 2/27/10
FTM	34	Virginia Tech, 1/23/07
FTA	42	Virginia Tech, 1/23/07
FT Pct.	1.000 (16-16)	Georgia Southern, 11/11/13
		1.000 (15-15)Clemson, 2/13/19
Rebs	47	Morgan State, 11/24/07
Assists	26	North Carolina, 1/19/19
Steals	17	Georgia Tech, 2/3/11
Blocks	10	Florida, 12/22/05
		Florida State, 1/18/20
Turnovers	28	Georgia Tech, 2/3/11

RECORDS

HOME ATTENDANCE

TOP 10 HOME ATTENDANCE FIGURES

Att	Opponent	Site	Result	Score	Date
15,147	Connecticut	Miami Arena	L	70-68 (OT)	1/20/99
11,263	Connecticut	Miami Arena	L	75-67	3/4/95
11,051	Ohio State	National Car Rental Center	W	72-64	12/27/98
10,896	Georgetown	Miami Arena	L	75-58	2/15/92
10,497	Rutgers	Miami Arena	W	68-63	2/27/99
10,419	Georgetown	Miami Arena	W	68-65 (OT)	1/18/97
10,231	Connecticut	Miami Arena	L	77-58	1/18/92
10,140	North Carolina	National Car Rental Center	L	78-68	12/18/99
10,135	Connecticut	Miami Arena	W	68-66	2/2/02
10,037	Notre Dame	Miami Arena	L	90-77	2/23/02

YEARLY HOME ATTENDANCE (since rebirth)

Year	Site	Total	Games	Avg.	Conference Games		
					Total	Games	Avg.
1985-86	Knight Center	54,544	18	3,030	—	—	—
1986-87	Knight Center	43,129	17	2,537	—	—	—
1987-88	Knight Center	41,343	18	2,297	—	—	—
1988-89	Miami Arena	48,968	17	2,880	—	—	—
1989-90	Miami Arena	33,505	16	2,094	—	—	—
1990-91	Miami Arena	33,406	15	2,227	—	—	—

Joined BIG EAST

1991-92	Miami Arena	56,677	14	4,048	46,380	9	5,153
1992-93	Miami Arena	51,262	15	3,417	41,169	9	4,574
1993-94	Miami Arena	38,219	15	2,548	28,154	9	3,128
1994-95	Miami Arena	53,953	15	3,597	43,630	9	4,848
1995-96	Miami Arena	46,150	16	2,884	34,186	9	3,798
1996-97	Miami Arena	60,517	15	4,034	48,093	9	5,344
1997-98	Miami Arena	65,958	14	4,711	47,132	9	5,236
1998-99	Miami Arena	75,560	13	5,812	57,609	9	6,401
1999-00	Miami Arena	63,920	16	3,995	33,268	8	4,159
2000-01	Miami Arena	46,364	16	2,898	26,718	8	3,340
2001-02	Miami Arena	74,415	16	4,651	51,248	8	6,406
2002-03	Miami Arena/BUC*	50,397	14	3,600	35,203	8	4,400
2003-04	BankUnited Center	45,813	18	2,545	26,160	8	3,270

Joined ACC

2004-05	BankUnited Center	68,842	16	4,303	51,027	8	6,378
2005-06	BankUnited Center	68,247	16	4,265	46,091	8	5,761
2006-07	BankUnited Center	51,974	15	3,465	34,065	8	4,258
2007-08	BankUnited Center	69,152	16	4,322	49,115	8	6,139
2008-09	BankUnited Center	72,599	16	4,537	45,155	8	5,644
2009-10	BankUnited Center	75,411	16	4,713	44,319	8	5,540
2010-11	BankUnited Center	80,963	17	4,763	47,048	8	5,881

Under Jim Larrañaga

2011-12	BankUnited Center	70,854	18	3,936	39,981	8	4,998
2012-13	BankUnited Center	87,212	15	5,814	65,646	9	7,294
2013-14	BankUnited Center	92,424	16	5,776	56,957	9	6,329
2014-15	BankUnited Center	91,991	18	5,111	55,322	9	6,147
2015-16	BankUnited Center	112,110	16	7,007	64,313	9	7,146
2016-17	Watsco Center ^A	113,701	16	7,106	65,480	9	7,276
2017-18	Watsco Center	99,639	14	7,117	65,138	9	7,238
2018-19	Watsco Center	106,316	16	6,645	61,189	9	6,799
2019-20	Watsco Center	79,415	14	5,673	59,753	10	5,975
Totals		2,324,950	553	4,204	1,369,549	249	5,500

* Played the first five home games of the season at Miami Arena and the final nine at the BankUnited Center

^A BankUnited Center name changed to Watsco Center before the 2016-17 season

TOP ATTENDANCES AT WATSCO CENTER / HOME RECORDS BY VENUE

Date	Opponent	Total	Result
Sellouts			
1/15/18	[25/23] #5/5 Duke	7,972	L, 75-83
2/25/17	#10/11 Duke	7,972	W, 55-50
1/12/17	#20 Notre Dame	7,972	L, 62-67
1/25/16	[15/13] #24/20 Duke	7,972	W, 80-69
1/9/16	[12/11] Florida State	7,972	W, 72-59
12/8/15	[17/20] Florida	7,972	W, 66-55
2/28/15	#15/18 North Carolina	7,972	L, 64-73
1/22/14	#18 Duke	7,972	L, 46-67
3/9/13	[6/7] Clemson	7,972	W, 62-49
2/19/13	[2/2] Virginia	7,972	W, 54-50
2/9/13	[8/11] North Carolina	7,972	W, 87-61
1/27/13	[25] Florida State	7,972	W, 71-47
1/23/13	[25] #1 Duke	7,972	W, 90-63
2/13/11	#5 Duke	7,972	L, 71-81

2/15/09	#3 North Carolina	7,200	L, 65-69
1/12/19	Wake Forest	7,197	W, 76-65
1/24/18	Louisville	7,190	W, 78-75 OT
11/25/17	North Florida	7,189	W, 86-65
1/31/10	Virginia Tech	7,189	W, 82-75
1/31/18	Pitt	7,169	W, 69-57
3/3/18	Virginia Tech	7,164	W, 69-68
1/19/19	#13/15 North Carolina	7,131	L, 76-85
1/27/19	#RV/23 Florida State	7,122	L, 66-78
1/25/14	#2 Syracuse	7,122	L, 52-64
11/10/17	Gardner-Webb	7,073	W, 77-45
2/15/12	#8/7 North Carolina	7,071	L, 64-73
1/4/20	#2 Duke	7,049	L, 62-95
3/6/10	Florida State	7,014	L, 60-61
2/24/18	Boston College	7,010	W, 79-78
1/23/08	#5/4 North Carolina	7,000	L, 82-98
1/12/08	[25] Georgia Tech	7,000	W, 78-68
12/3/06	#21/25 Georgia Tech	7,000	W, 90-82
2/12/06	#23/24 North Carolina	7,000	L, 70-80
1/18/06	Clemson	7,000	W, 62-38
12/22/05	#5 Florida	7,000	L, 67-77
2/26/05	Georgia Tech	7,000	L, 72-76
2/15/05	#5 Wake Forest	7,000	L, 63-68
2/5/05	#22/24 Maryland	7,000	W, 75-73 OT
1/19/05	#4 Duke	7,000	L, 83-92

Date	Opponent	Total	Result
Other Crowds of 7,000+			
1/7/18	Florida State	7,647	W, 80-74
11/5/19	#5 Louisville	7,576	L, 74-87
2/27/13	[5/7] Virginia Tech	7,434	W, 76-58
1/15/14	Florida State	7,413	L, 53-63
3/6/13	[6/7] Georgia Tech	7,394	L, 69-71
2/13/18	#1/3 Virginia	7,333	L, 50-59
2/26/12	#15/16 Florida State	7,261	W, 78-62

MIAMI'S RECORD AT ...

Year	Home Site	Home	(Site Total)	Away	Neutral	Total
1985-86	Knight Center	12-6		1-8	1-0	14-14
1986-87	Knight Center	9-8		1-6	5-2	15-16
1987-88	Knight Center	11-7	(32-21)	3-5	3-2	17-14
1988-89	Miami Arena	12-5		2-6	5-1	19-12
1989-90	Miami Arena	11-5		2-8	0-2	13-15
1990-91	Miami Arena	8-7		0-11	1-1	9-19
1991-92	Miami Arena	4-10		0-11	4-3	8-24
1992-93	Miami Arena	10-5		0-10	0-2	10-17
1993-94	Miami Arena	5-10		2-9	0-1	7-20
1994-95	Miami Arena	11-4		4-8	0-1	15-13
1995-96	Miami Arena	12-4		2-8	1-1	15-13
1996-97	Miami Arena	12-3		3-9	1-1	16-13
1997-98	Miami Arena	11-3		7-5	0-2	18-10
1998-99	Miami Arena	11-2		10-3	2-2	23-7
1999-00	Miami Arena	11-4		8-2	4-5	23-11
2000-01	Miami Arena	12-4		4-8	0-1	16-13
2001-02	Miami Arena	14-2		5-4	5-2	24-8
2002-03	Miami Arena	5-0	(149-68)			
	BankUnited Center	4-5	first game Jan. 4, 2003	2-10	0-2	11-17
2003-04	BankUnited Center	10-8		3-6	1-2	14-16
2004-05	BankUnited Center	11-5		5-6	0-2	16-13
2005-06	BankUnited Center	11-5		4-8	3-3	18-16
2006-07	BankUnited Center	8-7		3-9	1-4	12-20
2007-08	BankUnited Center	14-2		4-6	5-3	23-11
2008-09	BankUnited Center	12-4		5-7	2-2	19-13
2009-10	BankUnited Center	12-4		2-8	6-1	20-13
2010-11	BankUnited Center	13-4		4-9	4-2	21-15
2011-12	BankUnited Center	14-4		5-8	1-1	20-13
2012-13	BankUnited Center	14-1		10-3	5-3	29-7
2013-14	BankUnited Center	8-8		7-6	2-2	17-16
2014-15	BankUnited Center	12-6		8-4	5-3	25-13
2015-16	BankUnited Center	15-1		6-5	6-2	27-8
2016-17	Watsco Center	14-2		4-6	3-4	21-12
2017-18	Watsco Center	11-3		8-4	3-3	22-10
2018-19	Watsco Center	11-5		0-10	3-3	14-18
2019-20	Watsco Center	9-5	(203-79)	4-8	2-3	15-16
Totals		384-168		138-244	84-74	606-486



RESULTS

Regular Season Tournaments/Events	214-216
Series Records	217-219
All-Time Series Results	220-236
Year-by-Year Results.....	237-261

REGULAR SEASON TOURNAMENTS/EVENTS

ALL-TOURNAMENT TEAMS

2001 Virgin Islands Paradise Jam

John Salmons Tournament MVP
Darius Rice All-Tournament Team

2001 Orange Bowl Basketball Classic

James Jones Game MVP

2007 O'Reilly Auto Parts Puerto Rico Tip-Off

Jack McClinton All-Tournament Team

2011 Orange Bowl Basketball Classic

Kenny Kadji Game MVP

2014 Gildan Charleston Classic

Angel Rodriguez Most Valuable Player
Tonye Jekiri All-Tournament Team

2015 Puerto Rico Tip Off

Angel Rodriguez Most Outstanding Player
Sheldon McClellan All-Tournament Team
Tonye Jekiri All-Tournament Team

2016 Hoophall Miami Invitational

Kamari Murphy Tournament MVP

2017 Diamond Head Classic

Dewan Huell All-Tournament Team

2018 Wooden Legacy

Zach Johnson All-Tournament Team

1954-55

Blue Gray Tournament (Montgomery, Ala.)
12/17 vs. Tennessee L, 89-80
12/18 vs. Washington & Lee W, 80-75

1955-56

Orange Bowl Classic (Miami, Fla.)
12/29 vs. Tulane W, 86-75
12/30 vs. West Virginia L, 83-78
Senior Bowl Classic (Mobile, Ala.)
1/04 vs. Memphis State L, 79-71
1/05 vs. Clemson L, 98-76

1956-57

Orange Bowl Classic (Miami, Fla.)
12/27 vs. Connecticut L, 74-70
12/28 vs. Valparaiso L, 81-76
12/29 vs. Seton Hall L, 92-80

1957-58

Montgomery Classic (Montgomery, Ala.)
12/13 vs. Mississippi L, 66-64
12/14 vs. Texas Christian L, 82-59

1958-59

Steel Bowl Classic (Pittsburgh, Pa.)
12/12 vs. Pittsburgh L, 69-65
12/13 vs. Clemson L, 66-61
The Citadel Invitational (Charleston, S.C.)
12/20 vs. The Citadel L, 93-77
Hurricane Classic
12/29 vs. Tulane W, 94-74
12/30 vs. Miami (Ohio) L, 89-87 (OT)

1959-60

Hurricane Classic
12/28 vs. Brigham Young W, 110-93
12/29 vs. Xavier W, 87-69

1960-61

Hurricane Classic
12/28 vs. Army W, 82-75
12/29 vs. Holy Cross W, 77-71

1961-62

Hurricane Classic
12/28 vs. Miami (Ohio) W, 83-73
12/29 vs. Temple L, 85-67

1962-63

Hurricane Classic
12/27 vs. Cornell W, 94-85
12/28 vs. Pittsburgh W, 86-85

1963-64

Hurricane Classic
12/27 vs. Army W, 79-71
12/28 vs. Syracuse L, 86-85 (OT)

1964-65

Steel Bowl (Pittsburgh, Pa.)
12/4 vs. Duquesne W, 99-95
12/5 vs. Pittsburgh W, 85-71
Hurricane Classic
12/28 vs. Yale W, 86-71
12/29 vs. Maryland W, 80-73

1965-66

Hurricane Classic
12/27 vs. Boston W, 81-60
12/28 vs. Louisville L, 86-84 (OT)

1966-67

Volunteer Classic
12/16 vs. Clemson L, 73-64
12/17 vs. Auburn W, 87-73
Hurricane Classic
12/27 vs. Pennsylvania W, 82-78
12/28 vs. #17 Western Kentucky L, 94-89

1967-68

Hurricane Classic
12/27 vs. Dartmouth W, 100-81
12/28 vs. NYU W, 102-91

1968-69

Sunshine State Classic (Jacksonville, Fla.)
12/6 vs. Florida State L, 111-84
12/7 vs. Florida L, 111-62
Marshall Tournament (Huntington, W.Va.)
12/20 vs. Yale W, 77-71
12/21 vs. Maryland L, 95-92
Hurricane Classic
12/27 vs. Pittsburgh W, 72-70
12/28 vs. Illinois L, 86-76

REGULAR SEASON TOURNAMENTS/EVENTS

1969-70

Steel Bowl (Pittsburgh, Pa.)	
12/5 vs. Pittsburgh	W, 85-67
12/6 vs. Duquesne	L, 94-88
Hurricane Classic	
12/29 vs. Seton Hall	L, 76-69
12/30 vs. #5 Ohio	L, 99-74

1970-71

Husker Classic (Lincoln, Neb.)	
12/18 vs. Nebraska	L, 85-58
12/19 vs. Oklahoma City	L, 94-91 (OT)

1985-86

AMI Classic	
11/29 vs. Georgia State	W, 82-77
11/30 vs. Georgia	W, 81-78
Orange Bowl Tournament	
12/27 vs. Brown	L, 62-61
12/28 vs. Manhattan	W, 79-61

1986-87

AMI Classic	
11/28 vs. Central Florida	W, 64-54
11/29 vs. Penn State	L, 74-61
Palm Beach Hurricane Classic	
12/29 vs. Yale	W, 78-75 (OT)
12/30 vs. Stanford	W, 71-58
Puerto Rico Tournament	
1/8 vs. Bayamon (PR)	W, 75-54
1/9 vs. Rio Piedras (PR)	W, 111-64
1/10 vs. Radford	W, 66-62

1987-88

Great Alaska Shootout (Anchorage, Alaska)	
11/27 vs. #9 Michigan	L, 109-76
11/28 vs. Duquesne	W, 84-73
11/29 vs. Alaska Anchorage	L, 78-77
City of Miami Classic (Miami, Fla.)	
12/4 vs. Colgate	W, 96-68
12/5 vs. South Carolina	L, 76-63
Eastern Airlines Palm Beach Classic (Fla.)	
12/29 vs. American	W, 104-70
12/30 vs. #11 Purdue	L, 110-82

1988-89

Chaminade Classic (Honolulu, Hawaii)	
12/23 vs. St. Louis	L, 86-73
12/24 vs. Eastern Illinois	W, 83-68
12/25 vs. Old Dominion	W, 77-76
Eastern Airlines Palm Beach Classic (Fla.)	
12/28 vs. Penn	W, 102-69
12/30 vs. Wichita State	W, 81-59

1989-90

Eastern Airlines Palm Beach Classic (Fla.)	
12/27 vs. Lehigh	L, 83-59
12/29 vs. Boston College	L, 69-60

1990-91

Eastern Airlines Palm Beach Classic (Fla.)	
12/27 vs. Miami (Ohio)	L, 101-99
12/28 vs. Mississippi St.	W, 74-67

1991-92

San Juan Shootout (San Juan, Puerto Rico)	
11/29 vs. Maine	W, 62-57
11/30 vs. Eastern Kentucky	L, 66-61
12/1 vs. Tennessee	W, 72-60
Palm Beach Classic (Palm Beach, Fla.)	
12/27 vs. Marshall	W, 70-55
12/29 vs. George Washington	L, 78-64

1994-95

Orange Bowl Classic (Miami, Fla. - Miami Arena)	
12/28 vs. UNLV	L, 56-55

1995-96

Orange Bowl Classic (Miami, Fla. - Miami Arena)	
12/27 vs. Tennessee	L, 56-54

1996-97

Orange Bowl Classic (Miami, Fla. - Miami Arena)	
12/28 vs. DePaul	W, 61-45

1997-98

Orange Bowl Classic (Miami, Fla. - Miami Arena)	
12/27 vs. #23 Georgia Tech	L, 69-61

1998-99

Orange Bowl Classic (Sunrise, Fla.)	
12/27 vs. Ohio State	W, 72-64

1999-00

Orange Bowl Classic (Sunrise, Fla.)	
12/18 vs. #7/9 North Carolina	L, 78-68
San Juan Shootout (San Juan, Puerto Rico)	
12/20 vs. UL-Lafayette	L, 66-60
12/21 vs. Detroit-Mercy	W, 68-64
12/22 vs. Illinois State	L, 87-78

2000-01

Orange Bowl Classic (Sunrise, Fla.)	
12/16 vs. Nebraska	L, 72-64

2001-02

Paradise Jam (U.S. Virgin Islands)	
11/18 vs. Eastern Michigan	W, 93-56
11/19 vs. UAB	W, 81-79
11/20 vs. Clemson	W, 67-65
Orange Bowl Classic (Miami, Fla. - AA Arena)	
12/15 vs. #21/24 Indiana	W, 58-53

2002-03

Orange Bowl Classic (Miami, Fla. - AA Arena)	
12/21 vs. #13 Florida	L, 94-93 (2OT)

2003-04

Las Vegas Tournament (Coral Gables, Fla.)	
11/21 vs. Lubbock Christian	W, 86-66
11/23 vs. UL-Monroe	W, 78-60
Las Vegas Tournament (Las Vegas, Nev.)	
11/25 vs. Rhode Island	L, 54-53
11/26 vs. Bradley	L, 83-82
Orange Bowl Classic (Miami, Fla. - AA Arena)	
12/20 vs. Temple	W, 72-66

REGULAR SEASON TOURNAMENTS/EVENTS

2004-05

Orange Bowl Classic (Miami, Fla. - AA Arena)
11/27 vs. Xavier L, 83-70 (OT)

2005-06

BCA Classic (Seattle, Wash.)
11/13 vs. Texas-Arlington W, 76-65
11/14 vs. Air Force L, 57-53
11/15 vs. Wisc.-Green Bay W, 80-54
Orange Bowl Classic (Sunrise, Fla.)
12/31 vs. Louisville L, 58-43

2006-07

American Youth Classic (Evansville, Ind.)
11/17 vs. Evansville W, 74-69
11/18 vs. Buffalo L, 60-57
11/19 vs. Cleveland State L, 78-67
Orange Bowl Classic (Sunrise, Fla.)
12/30 vs. Nebraska L, 82-67

2007-08

Puerto Rico Tip-Off (San Juan, Puerto Rico)
11/15 vs. Marist W, 85-61
11/16 vs. VCU W, 69-63
11/18 vs. Providence W, 64-58
Orange Bowl Classic (Sunrise, Fla.)
12/29 vs. [19] Winthrop L, 76-70

2008-09

Paradise Jam (U.S. Virgin Islands)
11/21 [17/16] vs. Southern Miss W, 70-60
11/23 [17/16] vs. #2 Connecticut L, 76-63
11/24 [22/21] vs. San Diego W, 80-45

2009-10

Charleston Classic (Charleston, S.C.)
11/19 vs. Tulane W, 74-54
11/20 vs. UNC Wilmington W, 67-60
11/22 vs. South Carolina W, 85-70
Orange Bowl Classic (Sunrise, Fla.)
12/19 vs. Florida Atlantic W, 87-69

2010-11

Las Vegas Holiday Hoops Classic (Las Vegas)
12/12 Stetson (at UM) W, 68-54
12/21 vs. Oral Roberts W, 69-56
12/22 vs. Rice W, 73-67
12/23 vs. Akron W, 69-61
Orange Bowl Classic (Sunrise, Fla.)
12/18 vs. UCF L, 84-78

2011-12

Orange Bowl Classic (Sunrise, Fla.)
12/17 vs. Florida Atlantic W, 93-90 (2OT)

2012-13

Diamond Head Classic (Honolulu, Hawaii)
12/22 at Hawai'i W, 73-58
12/23 vs. #4/5 Arizona L, 69-50
12/25 vs. Indiana State L, 57-55 (OT)

2013-14

Wooden Legacy (Anaheim, Calif.)
11/18 at Co. of Charleston W, 70-54
11/28 vs. George Washington L, 71-63 (OT)
11/29 at Cal St. Fullerton W, 48-46
12/01 vs. Arizona State W, 60-57

2014-15

Charleston Classic (Charleston, S.C.)
11/20 vs. Drexel W, 66-46
11/21 vs. Akron W, 79-51
11/23 vs. Charlotte W, 77-58
11/25 at #17/20 Charlotte W, 77-74

2015-16

Puerto Rico TipOff (San Juan, P.R.)
11/19 vs. Mississippi State W, 105-79
11/20 vs. #16 Utah W, 90-66
11/22 vs. #22/20 Butler W, 85-75

2016-17

AdvoCare Invitational (Orlando, Fla.)
11/24 vs. Stanford W, 67-53
11/25 vs. #21/22 Iowa State L, 73-56
11/27 vs. Florida L, 65-56
Hoophall Miami Invitational (Miami, Fla. - AA Arena)
12/3 vs. Wofford College W, 74-57

2017-18

Hoophall Miami Invitational (Miami, Fla. - AA Arena)
12/2 vs. Princeton W, 80-52
Hawaiian Airlines Diamond Head Classic
12/23 at Hawai'i W, 75-57
12/23 vs. New Mexico State L, 63-54
12/25 vs. Middle Tennessee W, 84-81

2018-19

Wooden Legacy (Fullerton, Calif.)
11/22 vs. La Salle W, 85-49
11/23 vs. Fresno State W, 78-76
11/25 vs. Seton Hall L, 83-81
Hoophall Miami Invitational (Miami, Fla. - AA Arena)
12/1 vs. Yale L, 77-73

2019-20

Charleston Classic (Charleston, S.C.)
11/21 vs. Missouri State W, 74-70
11/22 vs. Florida L, 78-58
11/24 vs. Connecticut L, 80-55
Air Force Reserve Basketball Hall of Fame Invitational (Brooklyn, N.Y.)
12/17 vs. Temple W, 78-77

SERIES RECORDS

Opponent	Record	1st Mtg.	Last Mtg.	Opponent	Record	1st Mtg.	Last Mtg.
Agoga	2-0	1928-29	1928-29	Coast Guard	2-0	1/11/46	1/26/46
Air Force	0-1	11/14/05	11/14/05	Colgate	1-0	12/4/87	12/4/87
Akron	2-1	12/8/56	11/21/14	College of Charleston	4-0	1946-47	12/19/15
Alabama	1-2	12/13/68	3/21/15	Colorado	0-1	1/3/57	1/3/57
Alabama A&M	1-0	12/14/19	12/14/19	Columbia	3-1	12/18/52	12/28/16
UAB	1-0	11/19/01	11/19/01	Connecticut	8-17	12/27/56	11/24/19
Alabama State	2-1	12/21/87	11/28/07	Coppin State	3-0	2/28/87	12/21/19
Alaska-Anchorage	0-1	11/29/87	11/29/87	Cornell	1-0	12/27/62	12/27/62
Albany Ga. Blues	0-1	1938-39	1938-39	Creighton	3-2	12/10/64	3/20/06
Alcorn State	1-0	11/14/06	11/14/06	Culver-Stockton	1-0	1951-52	1951-52
Alumni	1-0	1941-42	1941-42	Dartmouth	3-1	12/27/50	12/17/90
American	2-1	2/13/71	12/29/87	Davidson	3-1	2/27/89	2/1/92
Appalachian State	2-0	12/30/04	12/23/12	Dayton	1-7	12/5/56	12/6/90
Arizona	0-3	1/18/86	12/23/12	DePaul	1-6	2/27/88	12/28/96
Arizona State	1-2	1/20/90	12/1/13	Detroit-Mercy	2-0	12/21/99	11/24/12
Arkansas	1-0	3/17/00	3/17/00	Drexel	1-0	11/20/14	11/20/14
Arkansas-Pine Bluff	1-0	12/18/02	12/18/02	Duke	7-22	12/21/62	1/21/20
Armstrong State	1-0	2/16/87	2/16/87	Duquesne	2-1	12/4/64	11/28/88
Army	3-0	2/8/58	12/27/63	Eastern Airlines	1-0	1939-40	1939-40
Auburn	1-1	12/17/66	3/14/01	Eastern Illinois	2-1	3/7/49	12/18/00
Banana River A.F.	1-0	2/28/47	2/28/47	Eastern Kentucky	2-2	12/16/67	12/19/14
Baptist	2-0	1/23/71	12/1/89	Eastern Michigan	1-0	11/18/01	11/18/01
Barry	2-0	11/23/91	12/11/92	Eglin Field	0-1	2/24/53	2/24/53
Bethune-Cookman	6-0	12/5/88	11/17/18	Elon	0-1	2/6/40	2/6/40
Binghamton	0-1	12/20/06	12/20/06	Evansville	1-0	11/17/06	11/17/06
Birmingham-Southern	1-0	12/3/05	12/3/05	Fairfield	0-1	1/2/86	1/2/86
Boca Chica	1-0	1951-52	1951-52	Fairleigh Dickinson	1-1	2/10/87	1/4/88
Boca Raton AAF	1-2	1/25/46	1/29/47	Florida	24-47	2/15/28	11/22/19
Boston College	25-26	12/4/62	2/12/20	Florida A&M	8-0	2/10/68	12/18/01
Boston University	2-0	12/27/65	12/5/17	Florida Atlantic	24-1	2/14/89	11/8/19
Bowling Green	0-1	2/1/52	2/1/52	FGCU	3-1	2009-10	2012-13
Boynton	1-0	1939-40	1939-40	FIU	12-1	2/18/87	12/12/08
Bradley	1-1	12/22/55	11/26/03	Florida Southern	60-8	1/25/28	11/15/08
Brandeis	0-1	1/4/54	1/4/54	Florida State	36-49	12/19/50	2/8/20
Brigham Young	2-2	12/28/59	2/4/89	Fordham	1-1	12/22/70	12/30/94
Brooklyn College	3-0	1/31/86	1/12/90	Ft. Lauderdale NAS	0-1	2/4/46	2/4/46
Brown	1-1	12/19/67	12/27/85	Fresno State	1-0	11/23/18	11/23/18
Bucknell	2-0	1/4/69	1/3/70	Furman	0-2	1/4/52	1/3/55
Buffalo	3-1	12/19/93	3/17/16	Gardner-Webb	1-0	11/10/17	11/10/17
Butler	1-0	11/22/15	11/22/15	George Mason	1-1	1/1/90	11/23/90
Cal State Fullerton	1-0	11/29/13	11/29/13	George Washington	2-3	2/11/71	12/16/17
Campbell	1-0	12/29/18	12/29/18	Georgetown	12-19	1/24/55	2/7/04
Caribbean A.S.	1-0	1945-46	1945-46	Georgia	1-3	1938-39	12/22/92
Centenary	2-2	12/10/59	2/12/70	Georgia Southern	1-0	11/11/13	11/11/13
Central Connecticut St.	1-0	2/15/90	2/15/90	Georgia State	3-0	11/29/85	12/18/98
UCF	8-2	11/28/86	11/12/19	Georgia Tech	14-10	1/3/53	2/29/20
Charlotte	7-4	11/21/97	12/05/15	Hartford	3-1	3/3/86	12/11/99
Checker Cab	1-0	1948-49	1948-49	Havana	5-1	2/3/28	1/8/49
Church League All-Stars	1-0	1928-29	1928-29	Hawai'i	4-1	12/6/67	12/22/17
The Citadel	1-1	12/20/58	11/22/85	Hofstra	1-0	1/4/86	1/4/86
Cincinnati	1-0	2/6/47	2/6/47	Holy Cross	1-0	12/29/61	12/29/61
City Hall	1-0	1928-29	1928-29				
Clemson	13-15	1/5/56	3/11/20				
Cleveland State	0-1	11/19/06	11/19/06				

SERIES RECORDS

Opponent	Record	1st Mtg.	Last Mtg.	Opponent	Record	1st Mtg.	Last Mtg.
Houston	5-9	1/25/56	2/20/71	Minnesota	2-1	12/2/09	11/29/17
Houston Baptist	1-0	12/19/18	12/19/18	Mississippi	3-1	12/21/49	11/25/11
Howard	2-1	12/6/91	11/14/14	Mississippi College	1-0	1/19/56	1/19/56
Illinois	3-1	12/28/69	12/2/19	Mississippi State	3-2	12/13/57	11/19/15
Illinois State	0-1	12/22/99	12/22/99	Missouri	0-1	3/14/02	3/14/02
Indiana State	0-1	12/25/12	12/25/12	Missouri State	2-0	3/14/02	11/21/19
Indiana	1-0	12/15/01	12/15/01	Mouthouth	1-1	2/4/88	11/23/99
IPFW	1-0	12/30/03	12/30/03	Morehead State	4-3	1/18/47	2/1/71
Iona	1-0	1/7/60	1/7/60	Morgan State	2-0	11/19/05	11/24/07
Iowa State	0-1	11/25/16	11/25/16	Mount St. Mary's	1-0	12/8/66	12/8/66
Jacksonville Navy	1-2	1941-42	1941-42	Muffetts	2-0	12/14/48	12/6/49
Jacksonville	27-6	12/2/57	11/16/12	Murray State	2-1	1/30/53	12/8/61
Jewish Prog. AA-Atlanta	0-1	1938-39	1938-39	Navy	1-1	11/12/17	11/12/17
Junior C. of C.	1-1	1928-29	1928-29	Navy Rec. Barracks	0-1	1/16/46	1/16/46
Kansas	1-3	1/17/87	1/16/91	Nebraska	2-4	11/30/51	12/1/15
Kentucky	1-3	12/3/56	12/6/08	Nevada	1-1	12/14/63	12/11/66
Kentucky Wesleyan	4-1	1/31/56	2/22/60	New Hampshire	1-0	11/23/02	11/23/02
Key West Navy	1-0	1951-52	1951-52	New Mexico	0-2	1/29/87	2/1/89
Lafayette	4-1	1/11/71	11/25/06	New Mexico State	0-1	12/23/18	12/23/18
La Salle	9-9	2/5/51	11/22/18	New Orleans	0-2	1/7/86	2/15/86
Lehigh	7-1	12/4/70	11/9/18	New York University	1-1	12/29/54	12/28/67
Long Island	1-0	12/16/88	12/16/88	Niagara	1-0	12/10/64	12/10/64
Louisiana	1-1	12/20/99	11/16/15	Norfolk State	2-0	1/2/05	2/1/14
Louisiana Monroe	1-0	11/23/03	11/23/03	North Carolina	8-25	1/13/50	1/25/20
LSU	3-1	12/11/50	12/27/01	North Carolina A&T	4-0	12/22/03	12/21/09
Louisville	4-13	1/5/51	1/7/20	UNC Asheville	1-0	12/1/93	12/1/93
Loyola Chicago	0-1	3/15/18	3/15/18	NC Central	4-0	1/3/09	3/17/15
Loyola (MD)	1-0	12/30/13	12/30/13	NC State	10-15	1939-40	2/5/20
Loyola (N.O.)	9-7	12/10/52	12/10/52	UNC Greensboro	2-0	2/15/11	1/2/12
Lubbock Christian	1-0	11/21/03	11/21/03	UNC Wilmington	1-1	12/29/92	11/20/09
Maine	1-0	11/29/91	11/29/91	North Florida	5-0	12/20/07	11/25/17
Manhattan	1-0	12/28/85	12/28/85	Northeastern	2-1	1/31/91	11/27/15
Marist	2-1	2/1/88	11/15/07	Northeastern Illinois	2-0	11/25/94	11/24/95
Marquette	2-3	3/5/86	3/28/13	Northern Iowa	1-0	11/27/98	11/27/98
Marshall	2-1	1941-42	12/27/91	Northwestern	0-1	11/28/06	11/28/06
Maryland	13-9	1/28/49	1/29/14	Notre Dame	12-12	2/22/86	2/23/20
UMBC	3-0	1/11/88	12/9/03	Nova Southeastern	1-0	11/16/09	11/16/09
Maryland Eastern Shore	3-0	2/12/86	11/25/88	Ohio State	2-2	12/21/53	12/2/08
Massachusetts	4-0	12/12/04	12/1/12	Ohio University	1-1	12/21/53	12/30/69
McDill Field	2-0	2/19/46	1/31/48	Oklahoma City	5-4	2/10/58	1/22/71
McNeese State	1-0	11/24/10	11/24/10	Oklahoma State	1-0	3/15/06	3/15/06
Mediterranean A.S.	1-0	1945-46	1945-46	Old Dominion	1-0	12/26/88	12/26/88
Memphis	5-8	1/4/56	12/6/11	Oral Roberts	2-1	11/28/88	12/21/10
Mercer	1-1	1938-39	2/3/90	Oregon State	0-1	12/1/69	12/1/69
Miami Beach	1-0	1928-29	1928-89	Pacific	1-0	3/22/13	3/22/13
Miami Beach All-Stars	1-0	12/3/52	12/3/52	Penn State	0-4	11/29/86	3/15/95
Miami Beach Canoe Club	2-0	2/21/28	2/23/28	Pennsylvania	6-4	1/2/48	12/4/18
Miami (Ohio)	5-4	1/17/47	12/27/90	Pensacola NAS	2-0	2/14/47	2/15/47
Michigan	0-4	11/27/87	3/22/06	Pepperdine	2-1	12/13/69	12/30/10
Michigan State	1-1	11/28/12	3/17/17	Pi Chi	2-0	1939-40	12/30/10
Middle Tennessee	1-0	12/25/18	12/25/18	Pittsburgh	23-19	12/26/47	2/2/20
				Ponce de Leon	0-1	1928-29	1928-29

SERIES RECORDS

Opponent	Record	1st Mtg.	Last Mtg.	Opponent	Record	1st Mtg.	Last Mtg.
Princeton	3-1	12/28/48	12/2/17	Tennessee	1-3	12/17/54	12/22/96
Providence	15-16	12/8/62	12/22/14	Tennessee-Martin	1-0	12/29/00	12/29/00
Purdue	0-3	12/30/87	11/29/11	Tennessee Tech	5-0	3/7/47	11/11/11
Quinnipiac	2-0	12/29/99	11/16/19	Texas	1-2	12/19/87	3/23/08
Radford	1-0	1/10/87	1/10/87	Texas A&M	3-0	12/19/56	11/26/02
Redland	1-0	1928-29	1928-29	Texas Arlington	1-0	11/13/05	11/13/05
Rhode Island	4-1	1/3/62	11/25/03	Texas Christian	0-1	12/14/57	12/14/57
Rice	1-0	12/22/10	12/22/10	Texas Rio Grande Valley	1-0	11/13/15	11/13/15
Richmond	1-0	3/24/15	3/24/15	Texas Southern	1-0	11/14/13	11/14/13
Rider	1-0	12/18/85	12/18/85	Texas Tech	1-0	12/22/52	12/22/52
Rio Grande	0-1	12/19/53	12/19/53	Toledo	1-0	12/6/56	12/6/56
Robert Morris	2-0	11/30/94	12/14/08	Toronto	1-0	1/8/59	1/8/59
Rollins	36-13	1/14/28	2/23/65	Towson	1-0	1/11/86	1/11/86
Rutgers	10-6	1/3/89	11/28/18	Tulane	5-4	1/22/47	11/19/09
Sacred Heart	1-0	1/2/06	1/2/06	Tulsa	1-1	2/22/62	3/24/00
St. Francis Brooklyn	1-1	3/16/63	11/8/13	Turner's Sports Shop	2-2	1928-29	1930-31
St. Francis (PA)	2-0	1/5/87	12/30/01	UCLA	0-4	12/12/69	3/13/98
St. John's	14-16	1/3/63	12/27/08	UNLV	0-2	12/28/94	11/29/96
St. Joseph's (PA)	1-3	1/20/51	2/6/91	Utah	2-0	1/3/66	11/20/15
St. Louis	0-2	3/16/61	12/23/88	Valparaiso	1-1	12/28/56	3/14/12
St. Mary's (CA)	5-0	12/12/63	3/21/08	Villanova	10-14	2/18/92	3/24/16
St. Peter's	1-0	1/19/63	1/19/63	Virginia	12-12	2/10/66	3/4/20
St. Thomas	2-0	12/3/69	12/17/87	VCU	3-1	2/22/88	11/16/07
Sam Houston State	1-0	12/17/93	12/17/93	Virginia Tech	24-17	1/10/01	2/19/20
San Diego	1-0	11/24/08	11/24/08	Volks A.C.	0-1	2/10/28	2/10/28
San Diego State	1-1	1/31/87	2/6/88	Wagner	0-1	12/29/93	12/29/93
San Francisco	2-1	12/8/60	12/9/65	Wake Forest	12-12	2/5/40	2/15/20
Santa Clara	0-3	12/6/60	12/7/65	Washington	0-3	12/1/67	1/15/90
Savannah State	5-0	3/2/89	12/08/14	Washington & Lee	1-0	12/18/54	12/18/54
Sebring A.C.	1-0	2/16/28	2/16/28	West Virginia	7-8	12/30/55	12/10/11
Sebring Firemen	1-0	1930-31	1930-31	Western Carolina	1-0	11/11/16	11/11/16
Seton Hall	8-16	12/29/56	11/25/18	Western Kentucky	1-13	3/8/47	12/28/66
Seventh Naval District	0-1	1/17/46	1/17/46	Wichita State	2-0	12/30/88	3/19/16
Shenandoah Presb.	1-0	1940-41	1940-41	William & Mary	1-0	2/2/66	2/2/66
South Alabama	1-0	11/28/14	11/28/14	Winthrop	2-2	12/14/86	12/29/07
South Carolina	6-3	12/17/48	11/22/09	Wisconsin	0-2	12/7/85	12/8/86
South Carolina State	2-1	11/23/04	12/6/16	Wisconsin-Green Bay	2-2	12/9/85	12/06/14
South Carolina Upstate	1-0	11/28/09	11/28/09	Wofford	3-0	11/20/04	12/3/16
USF	6-2	1/23/88	2/25/91	Xavier	2-1	2/2/56	11/27/04
Southern Cal	0-2	12/1/90	12/27/92	Yale	4-3	12/29/50	12/1/18
Southern Illinois	1-0	11/14/97	11/14/97	YMHA	2-0	1940-41	12/15/48
SMU	0-2	12/19/90	12/19/90	2020-21 Opponents listed in Bold			
Southern Miss	2-1	12/1/55	11/21/08				
Southwest Texas State	0-1	12/4/92	12/4/92				
Spring Hill College	0-2	12/14/55	12/14/55				
Stanford	2-2	12/30/86	11/24/16				
Stephen F. Austin	1-0	11/13/18	11/13/18				
Stetson	49-33	1/20/28	11/9/12				
Syracuse	9-19	11/28/63	3/7/20				
Tampa	44-10	1939-40	2/18/69				
Teachers College of Conn.	1-0	12/15/50	12/15/50				
Temple	3-2	12/29/61	12/17/19				

ALL-TIME SERIES RESULTS DATE / UM RANK / OPPONENT RANK / RESULT / LOCATON

AGOGA (2-0)

Home: 2-0 Away: 0-0
 Neutral: 0-0 Under Coach L: 0-0
 Since rebirth in 1985: 0-0
 1928-29 W 49-19 H
 1928-29 W 63-33 H

AIR FORCE (0-1)

Home: 0-0 Away: 0-0
 Neutral: 0-1 Under Coach L: 0-0
 Since rebirth in 1985: 0-1
 11/14/05 L 57-53 N

AKRON (2-1)

Home: 0-0 Away: 0-1
 Neutral: 2-0 Under Coach L: 1-0
 Since rebirth in 1985: 2-0
 12/8/56 L 106-80 A
 12/23/10 W 69-61 N
 11/21/14 W 79-51 N

ALABAMA (1-2)

Home: 1-0 Away: 0-2
 Neutral: 0-0 Under Coach L: 1-0
 Since rebirth in 1985: 1-2
 12/13/68 L 85-72 A
 3/23/11 L 79-64 A+
 3/21/15 W 73-66 H+
 + NIT

UAB (1-0)

Home: 0-0 Away: 0-0
 Neutral: 1-0 Under Coach L: 0-0
 Since rebirth in 1985: 1-0
 11/19/01 W 81-79 N

ALABAMA A&M (1-0)

Home: 1-0 Away: 0-0
 Neutral: 0-0 Under Coach L: 1-0
 Since rebirth in 1985: 1-0
 12/14/19 W 88-74 H

ALABAMA STATE (2-1)

Home: 2-1 Away: 0-0
 Neutral: 0-0 Under Coach L: 0-0
 Since rebirth in 1985: 2-1
 12/21/87 W 110-107 H
 12/16/89 L 98-81 H
 11/28/07 W 83-74 H

ALASKA ANCHORAGE (0-1)

Home: 0-0 Away: 0-1
 Neutral: 0-0 Under Coach L: 0-0
 Since rebirth in 1985: 0-1
 11/29/87 L 78-77 A

ALBANY GA. BLUES (0-1)

Home: 0-1 Away: 0-0
 Neutral: 0-0 Under Coach L: 0-0
 Since rebirth in 1985: 0-0
 1938-39 L 53-35 H

ALCORN STATE (1-0)

Home: 1-0 Away: 0-0
 Neutral: 0-0 Under Coach L: 0-0
 Since rebirth in 1985: 1-0
 11/14/06 W 96-57 H

ALUMNI (1-0)

Home: 1-0 Away: 0-0
 Neutral: 0-0 Under Coach L: 0-0
 Since rebirth in 1985: 0-0
 1941-42 W 52-32 H

AMERICAN (2-1)

Home: 1-0 Away: 0-1
 Neutral: 1-0 Under Coach L: 0-0
 Since rebirth in 1985: 2-0
 2/13/71 L 93-82 A
 2/26/86 W 73-64 H
 12/29/87 W 104-70 N

APPALACHIAN STATE (2-0)

Home: 2-0 Away: 0-0
 Neutral: 0-0 Under Coach L: 1-0
 Since rebirth in 1985: 2-0
 12/30/04 W 80-63 H
 12/30/11 W 84-54 H

ARIZONA (0-3)

Home: 0-1 Away: 0-1
 Neutral: 0-1 Under Coach L: 0-1
 Since rebirth in 1985: 0-3
 1/18/86 L 81-74 OT H
 12/19/89 -- 20 L 83-53 A
 12/23/12 -- 4/5 L 69-50 N

ARIZONA STATE (1-2)

Home: 0-1 Away: 0-1
 Neutral: 1-0 Under Coach L: 1-0
 Since rebirth in 1985: 1-2
 1/20/90 L 62-58 H
 12/23/91 L 62-57 A
 12/1/13 W 60-57 N

ARKANSAS (1-0)

Home: 0-0 Away: 0-0
 Neutral: 1-0 Under Coach L: 0-0
 Since rebirth in 1985: 1-0
 3/17/00 23/25 -- W 75-71 N\$
 \$ NCAA Tournament

ARKANSAS-PINE BLUFF (1-0)

Home: 1-0 Away: 0-0
 Neutral: 0-0 Under Coach L: 0-0
 Since rebirth in 1985: 1-0
 12/18/02 W 79-42 H

ARMSTRONG STATE (1-0)

Home: 1-0 Away: 0-0
 Neutral: 0-0 Under Coach L: 0-0
 Since rebirth in 1985: 1-0
 2/16/87 W 97-47 H

ARMY (3-0)

Home: 3-0 Away: 0-0
 Neutral: 0-0 Under Coach L: 0-0
 Since rebirth in 1985: 0-0
 2/8/58 W 92-82 H
 12/28/60 W 82-75 H
 12/27/63 W 79-71 H

AUBURN (1-1)

Home: 0-0 Away: 0-1
 Neutral: 1-0 Under Coach L: 0-0
 Since rebirth in 1985: 0-1
 12/17/66 W 87-73 N
 3/14/01 L 60-58 A+
 + NIT

BANANA RIVER A.F. (1-0)

Home: 1-0 Away: 0-0
 Neutral: 0-0 Under Coach L: 0-0
 Since rebirth in 1985: 0-0
 2/28/47 W 68-48 H

BAPTIST (2-0)

Home: 2-0 Away: 0-0
 Neutral: 0-0 Under Coach L: 0-0
 Since rebirth in 1985: 2-0
 1/23/86 W 71-60 H
 12/1/89 W 77-67 H

BARRY (2-0)

Home: 2-0 Away: 0-0
 Neutral: 0-0 Under Coach L: 0-0
 Since rebirth in 1985: 2-0
 11/23/91 W 80-67 H
 12/11/92 W 81-64 H

BETHUNE-COOKMAN (6-0)

Home: 6-0 Away: 0-0
 Neutral: 0-0 Under Coach L: 1-0
 Since rebirth in 1985: 6-0
 12/5/88 W 88-72 H
 2/4/93 W 78-54 H
 12/10/93 W 82-54 H
 11/30/99 /25 -- W 102-75 H
 12/30/09 W 73-55 H
 11/17/18 W 78-70 H

BINGHAMTON (0-1)

Home: 0-1 Away: 0-0
 Neutral: 0-0 Under Coach L: 0-0
 Since rebirth in 1985: 0-1
 12/20/06 L 79-74 H

BIRMINGHAM-SOUTHERN (1-0)

Home: 1-0 Away: 0-0
 Neutral: 0-0 Under Coach L: 0-0
 Since rebirth in 1985: 1-0
 12/3/05 W 82-55 H

BOCA CHICA (1-0)

Home: 1-0 Away: 0-0
 Neutral: 0-0 Under Coach L: 0-0
 Since rebirth in 1985: 0-0
 1951-52 W 90-53 H

BOCA RATON AAF (1-2)

Home: 0-2 Away: 1-0
 Neutral: 0-0 Under Coach L: 0-0
 Since rebirth in 1985: 0-0
 1/25/46 L 55-40 H
 2/5/46 L 48-41 H
 1/29/47 W 61-43 A

ALL-TIME SERIES RESULTS

BOSTON COLLEGE (25-26)

Home: 14-11 Away: 10-13
 Neutral: 1-2 Under Coach L: 12-2
 Since rebirth in 1985: 24-26

12/4/62		W	72-69	A
12/29/89		L	69-60	N
1/21/92		L	51-50	H
2/22/92		L	55-49	A
2/10/93		W	75-71	H
2/27/93		L	70-58	A
1/15/94	-- 20/20	L	69-49	A
2/16/94		L	79-63	H
1/21/95		W	69-68	H
2/25/95		W	77-71	OT A
2/10/96	-- 22/21	L	62-58	H
1/2/97	-- 25/25	L	65-62	A
2/19/97		L	59-57	H
1/28/98		W	67-57	A
12/8/98		W	77-64	H
1/24/99	25 --	W	75-67	A
1/22/00		W	62-54	H
1/7/01		L	73-72	H
1/13/01	-- 24	L	82-73	A
1/29/02	15/16 --	L	70-65	H
2/10/02	12/11 --	L	76-63	A
2/15/03		L	76-65	A
3/1/03		L	72-68	H
2/11/04		L	74-72	OT H
1/21/06	-- 21/21	L	65-61	H
2/16/06	-- 13/15	L	65-54	A
1/16/07		L	82-63	A
2/7/07		L	75-68	H
3/9/07		L	74-71	OT N#
1/15/08	21/24 --	L	76-66	A
3/5/08		W	74-61	H
1/10/09	-- 24/17	W	77-71	A
2/21/09		W	69-58	H
12/6/09		L	61-60	A
1/19/10		L	79-75	H
1/15/11		W	72-71	H
2/23/11		W	73-64	A
1/29/12		W	76-54	A
3/3/12		W	77-56	H
1/16/13		W	60-59	A
2/5/13	8/11 --	W	72-50	H
3/15/13	9/10 --	W	69-58	N#
2/22/14		W	69-42	H
1/10/15		W	60-56	H
2/16/15		W	89-86	2OT A
1/20/16	15/14 --	W	67-53	A
1/25/17		W	78-77	H
2/10/18	25/25 --	L	72-70	A
2/24/18		W	79-78	H
2/17/19		L	64-57	A
2/12/20		W	85-58	H

ACC Tournament

BOSTON UNIVERSITY (2-0)

Home: 2-0 Away: 0-0
 Neutral: 0-0 Under Coach L: 1-0
 Since rebirth in 1985: 1-0

12/27/65		W	81-60	H
12/5/17	10/11 --	W	69-54	H

BOWLING GREEN (0-1)

Home: 0-1 Away: 0-0
 Neutral: 0-0 Under Coach L: 0-0
 Since rebirth in 1985: 0-0

2/1/52		L	78-67	H
--------	--	---	-------	---

BOYNTON (1-0)

Since rebirth in 1985: 0-0
 1939-40 W 41-29

BRADLEY (1-1)

Home: 1-0 Away: 0-0
 Neutral: 0-1 Under Coach L: 0-0
 Since rebirth in 1985: 0-1

12/22/55		W	80-73	H
11/26/03		L	83-82	N

BRANDEIS (0-1)

Home: 0-1 Away: 0-0
 Neutral: 0-0 Under Coach L: 0-0
 Since rebirth in 1985: 0-0

1/4/54		L	68-48	H
--------	--	---	-------	---

BRIGHAM YOUNG (2-2)

Home: 2-1 Away: 0-1
 Neutral: 0-0 Under Coach L: 0-0
 Since rebirth in 1985: 1-1

12/28/59		W	110-93	H
12/10/60		L	112-80	A
2/9/88	-- 8	L	99-86	H
2/4/89		W	107-86	H

BROOKLYN COLLEGE (3-0)

Home: 2-0 Away: 0-0
 Neutral: 1-0 Under Coach L: 0-0
 Since rebirth in 1985: 3-0

1/31/86		W	102-93	N
3/7/87		W	83-64	H
1/12/90		W	94-61	H

BROWN (1-1)

Home: 1-1 Away: 0-0
 Neutral: 0-0 Under Coach L: 0-0
 Since rebirth in 1985: 0-1

12/19/67		W	72-71	H
12/27/85		L	62-61	H

BUCKNELL (2-0)

Home: 2-0 Away: 0-0
 Neutral: 0-0 Under Coach L: 0-0
 Since rebirth in 1985: 0-0

1/4/69		W	89-84	H
1/3/70		W	93-88	H

BUFFALO (3-1)

Home: 1-0 Away: 1-0
 Neutral: 1-1 Under Coach L: 1-0
 Since rebirth in 1985: 3-1

12/19/93		W	63-57	A
11/22/96		W	78-61	H
11/18/06		L	60-57	N
3/17/16	10/11 --	W	79-72	N\$

\$ NCAA Tournament

BUTLER (1-0)

Home: 0-0 Away: 0-0
 Neutral: 1-0 Under Coach L: 1-0
 Since rebirth in 1985: 1-0

11/22/15	-- 22/20	W	85-75	N
----------	----------	---	-------	---

CAL STATE FULLERTON (1-0)

Home: 0-0 Away: 0-0
 Neutral: 1-0 Under Coach L: 1-0
 Since rebirth in 1985: 1-0

11/29/13		W	48-46	N
----------	--	---	-------	---

CAMPBELL (1-0)

Home: 1-0 Away: 0-0
 Neutral: 0-0 Under Coach L: 1-0
 Since rebirth in 1985: 1-0

12/29/18		W	73-62	H
----------	--	---	-------	---

CARIBBEAN A.S. (1-0)

Home: 1-0 Away: 0-1
 Neutral: 0-0 Under Coach L: 0-0
 Since rebirth in 1985: 0-0

1945-46		W	46-41	H
---------	--	---	-------	---

CENTENARY (2-2)

Home: 2-0 Away: 0-2
 Neutral: 0-0 Under Coach L: 0-0
 Since rebirth in 1985: 0-0

12/10/59		L	84-77	A
1/26/61		W	86-74	H
1/15/70		W	94-78	H
2/12/70		L	107-86	A

CENTRAL CONN. STATE (1-0)

Home: 1-0 Away: 0-0
 Neutral: 0-0 Under Coach L: 0-0
 Since rebirth in 1985: 1-0

2/15/90		W	62-40	H
---------	--	---	-------	---

UCF (8-2)

Home: 4-1 Away: 4-0
 Neutral: 0-1 Under Coach L: 2-1
 Since rebirth in 1985: 8-2

11/28/86		W	64-54	H
3/5/88		W	100-80	H
12/11/98		W	66-56	H
11/19/99		W	87-54	A
12/9/00		W	83-72	H
12/27/02		W	62-51	A
12/18/10		L	84-78	N
12/18/12		W	72-50	A
11/21/13		L	63-58	H
11/12/19		W	79-70	A

CHARLOTTE (7-4)

Home: 5-1 Away: 1-3
 Neutral: 1-0 Under Coach L: 5-0
 Since rebirth in 1985: 7-4

11/21/97	-- 17/17	W	89-72	H
11/23/98		L	66-59	A
12/7/99		L	75-65	H
11/28/00		L	95-63	A
12/22/01		W	64-56	H
12/15/02		L	69-64	A
12/22/11		W	76-61	A
12/14/12		W	77-46	H
11/23/14		W	77-58	N

ALL-TIME SERIES RESULTS DATE / UM RANK / OPPONENT RANK / RESULT / LOCATION

11/25/14 17/20 -- W 77-74 A
 12/05/15 21 -- W 88-60 H

CHECKER CAB (1-0)

Home: 1-0 Away: 0-0
 Neutral: 0-0 Under Coach L: 0-0
 Since rebirth in 1985: 0-0
 1948-49 W 73-33 H

CHURCH LEAGUE ALL-STARS (1-0)

Home: 1-0 Away: 0-0
 Neutral: 0-0 Under Coach L: 0-0
 Since rebirth in 1985: 0-0
 1928-29 W 68-23 H

THE CITADEL (1-1)

Home: 1-0 Away: 0-1
 Neutral: 0-0 Under Coach L: 0-0
 Since rebirth in 1985: 1-0
 12/20/58 L 93-77 A
 11/22/85 W 85-77 H

CINCINNATI (1-0)

Home: 1-0 Away: 0-0
 Neutral: 0-0 Under Coach L: 0-0
 Since rebirth in 1985: 0-0
 2/6/47 W 57-54 H

CITY HALL (1-0)

Home: 1-0 Away: 0-0
 Neutral: 0-0 Under Coach L: 0-0
 Since rebirth in 1985: 0-0
 1928-29 W 28-20 H

CLEMSON (13-15)

Home: 8-3 Away: 3-8
 Neutral: 2-4 Under Coach L: 7-4
 Since rebirth in 1985: 13-12

1/5/56 L 98-96 N
 12/13/58 L 66-61 N
 12/16/66 L 73-64 N
 12/20/94 L 75-55 A
 12/23/95 L 66-52 OT H
 11/20/01 W 67-65 N
 1/26/05 W 69-65 H
 2/12/05 W 83-77 A
 1/18/06 W 65-61 H
 3/9/06 W 66-63 N#
 2/28/07 L 74-70 OT A
 1/27/08 W 75-72 H
 2/27/08 -- /25 L 79-69 A
 12/21/08 -- 25/25 L 91-72 H
 2/13/10 L 74-66 A
 1/8/11 L 79-72 A
 2/20/11 L 63-59 H
 1/18/12 W 76-73 H
 2/17/13 3/4 -- W 45-43 A
 3/9/13 6/7 -- W 62-49 H
 3/4/14 L 58-54 A
 2/8/15 W 56-45 H
 1/16/16 8/9 -- L 76-65 A
 2/18/17 W 71-65 H
 1/13/18 18/19 19/17 L 72-63 A
 2/17/19 W 65-64 H
 12/31/19 W 73-68 OT A
 3/11/20 L 69-64 N#

ACC Tournament

CLEVELAND STATE (0-1)

Home: 0-0 Away: 0-0
 Neutral: 0-1 Under Coach L: 0-0
 Since rebirth in 1985: 0-1
 11/19/06 L 78-67 N

COAST GUARD (2-0)

Home: 2-0 Away: 0-0
 Neutral: 0-0 Under Coach L: 0-0
 Since rebirth in 1985: 0-0
 1/11/46 W 46-45 H
 1/26/46 W 52-45 H

COLGATE (1-0)

Home: 1-0 Away: 0-0
 Neutral: 0-0 Under Coach L: 0-0
 Since rebirth in 1985: 1-0
 12/4/87 W 96-68 H

COLLEGE OF CHARLESTON (4-0)

Home: 2-0 Away: 1-0
 Neutral: 1-0 Under Coach L: 3-0
 Since rebirth in 1985: 3-0

3/6/47 W 56-52 N
 11/18/13 W 70-54 A
 12/30/14 W 67-40 H
 12/19/15 15/19 -- W 85-63 H

COLORADO (0-1)

Home: 0-1 Away: 0-0
 Neutral: 0-0 Under Coach L: 0-0
 Since rebirth in 1985: 0-0
 1/3/57 L 73-66 H

COLUMBIA (3-1)

Home: 3-1 Away: 0-0
 Neutral: 0-0 Under Coach L: 1-0
 Since rebirth in 1985: 3-0

12/18/52 L 65-59 H
 12/29/95 W 69-62 H
 11/21/00 W 65-41 H
 12/28/16 W 78-67 H

CONNECTICUT (8-17)

Home: 6-5 Away: 2-10
 Neutral: 0-2 Under Coach L: 0-1
 Since rebirth in 1985: 8-16

12/27/56 L 74-70 H
 1/2/92 -- 5 L 85-62 A
 1/18/92 -- 8 L 77-58 H
 1/26/93 W 80-65 H
 2/13/93 L 88-72 A
 2/5/94 -- 5/6 L 73-57 A
 2/22/94 -- 5 L 74-49 H
 1/31/95 L 82-57 A
 3/4/95 -- 4/5 L 75-67 H
 1/6/96 -- 7/6 L 73-52 A
 1/22/97 W 69-46 H
 2/15/97 L 72-52 A
 1/6/98 -- 8/8 W 76-67 H
 1/20/99 25 1/1 L 70-68 OT H
 2/20/99 16/21 2/2 W 73-71 A
 2/19/00 -- 18/18 W 63-57 A
 1/20/01 -- 15/15 W 77-74 H
 2/24/01 L 60-53 A
 1/5/02 21/21 -- L 76-75 A
 2/2/02 15/16 17/22 W 68-66 H
 1/11/03 -- 3/3 L 83-80 OT A

1/20/03 -- 11/8 W 77-76 H
 2/18/04 -- 8/8 L 76-63 A
 11/23/08 17/16 2/2 L 76-63 N
 11/24/19 L 80-55 N

COPPIN STATE (3-0)

Home: 3-0 Away: 0-0
 Neutral: 0-0 Under Coach L: 1-0
 Since rebirth in 1985: 3-0

2/28/87 W 115-76 H
 1/20/88 W 64-54 H
 12/21/19 W 91-60 H

CORNELL (1-0)

Home: 1-0 Away: 0-0
 Neutral: 0-0 Under Coach L: 0-0
 Since rebirth in 1985: 0-0
 12/27/62 W 94-74 H

CREIGHTON (3-2)

Home: 2-1 Away: 1-1
 Neutral: 0-0 Under Coach L: 0-0
 Since rebirth in 1985: 1-0

2/10/64 L 124-94 H
 2/5/66 W 91-81 H
 2/24/68 W 106-93 H
 1/23/71 L 104-84 A
 3/20/06 W 53-52 A+
 + NIT

CULVER-STOCKTON (1-0)

Home: 1-0 Away: 0-0
 Neutral: 0-0 Under Coach L: 0-0
 Since rebirth in 1985: 0-0
 1951-52 W 68-54 H

DARTMOUTH (3-1)

Home: 3-1 Away: 0-0
 Neutral: 0-0 Under Coach L: 0-0
 Since rebirth in 1985: 1-1

12/27/50 W 61-52 H
 12/27/67 W 100-81 H
 12/20/86 L 88-86 H
 12/17/90 W 72-60 H

DAVIDSON (3-1)

Home: 2-0 Away: 1-1
 Neutral: 0-0 Under Coach L: 0-0
 Since rebirth in 1985: 3-1

2/27/89 W 90-78 H
 2/10/90 W 72-64 A
 2/2/91 W 79-67 H
 2/1/92 L 66-62 A

DAYTON (1-7)

Home: 1-2 Away: 0-5
 Neutral: 0-0 Under Coach L: 0-0
 Since rebirth in 1985: 1-3

12/5/56 L 87-48 A
 2/21/67 L 80-79 H
 2/1/68 L 98-60 A
 12/11/70 L 91-77 A
 2/8/86 L 79-68 A
 2/14/87 L 92-78 H
 3/8/88 L 90-89 A
 12/6/90 W 87-82 H

ALL-TIME SERIES RESULTS DATE / UM RANK / OPPONENT RANK / RESULT / LOCATION

DEPAUL (1-6)

Home: 1-3	Away: 0-3		
Neutral: 0-0	Under Coach L: 0-0		
Since rebirth in 1985: 1-6			
2/27/88	L 101-82	H	
2/11/89	L 87-79	A	
1/31/90	L 76-48	A	
2/12/90	L 66-49	H	
2/23/91	-- 25	L 66-53	H
3/6/91	L 75-58	A	
12/28/96	W 61-45	H	

DETROIT-MERCY (2-0)

Home: 1-0	Away: 0-0		
Neutral: 1-0	Under Coach L: 1-0		
Since rebirth in 1985: 2-0			
12/21/99	W 68-64	N	
11/24/12	W 77-62	H	

DREXEL (1-0)

Home: 0-0	Away: 0-0		
Neutral: 1-0	Under Coach L: 1-0		
Since rebirth in 1985: 1-0			
11/20/14	W 66-46	N	

DUKE (7-22)

Home: 5-9	Away: 2-11		
Neutral: 0-2	Under Coach L: 5-7		
Since rebirth in 1985: 6-22			
12/21/62	-- 2	W 71-69	H
2/19/86	-- 2	L 104-82	A
12/22/86	-- --	L 74-67	H
1/6/88	-- 9	L 107-69	A
12/10/88	-- 1	L 117-102	H
1/19/05	-- 4/4	L 92-83	H
3/3/05	-- 6/6	L 83-59	A
2/19/06	-- 2/2	L 92-71	A
3/10/06	-- 3/3	L 80-76	N#
1/14/07	-- 11/11	L 85-63	H
2/2/08	-- 3/3	L 88-73	A
2/20/08	-- 5/4	W 96-95	H
2/7/09	-- 4/3	L 78-75	OT A
2/17/10	-- 6/6	L 74-81	H
3/13/10	-- 4/4	L 77-74	N#
1/2/11	-- 1/1	L 74-63	A
2/13/11	-- 5/5	L 81-71	H
2/5/12	-- 7/5	W 78-74	OT A
1/23/13	25 1/1	W 90-63	H
3/2/13	5/7 3/3	L 79-76	A
1/22/14	-- 18/18	L 67-46	H
1/13/15	-- 4/4	W 90-74	A
1/25/16	15/16 24/20	W 80-69	H
1/21/17	-- 18/18	L 70-58	A
2/25/17	-- 10/11	W 55-50	H
1/15/18	25/23 5/5	L 83-75	H
3/2/19	-- 3/2	L 87-57	A
1/4/20	-- 2/2	L 95-62	H
1/21/20	-- 8/8	L 89-59	A

ACC Tournament

DUQUESNE (2-1)

Home: 0-0	Away: 1-1		
Neutral: 1-0	Under Coach L: 0-0		
Since rebirth in 1985: 1-0			
12/4/64	W 99-95	A	
12/6/69	L 94-88	A	
11/28/87	W 84-73	N	

EASTERN AIRLINES (1-0)

1939-40	W 30-25		
---------	---------	--	--

EASTERN ILLINOIS (2-1)

Home: 1-0	Away: 0-0		
Neutral: 1-1	Under Coach L: 0-0		
Since rebirth in 1985: 2-0			
3/7/49	L 89-73	N	
12/24/88	W 83-68	N	
12/18/00	W 83-73	H	

EASTERN KENTUCKY (2-2)

Home: 2-1	Away: 0-0		
Neutral: 0-1	Under Coach L: 0-1		
Since rebirth in 1985: 1-2			
12/16/67	W 93-87	H	
11/30/91	L 66-61	N	
11/24/97	W 86-64	H	
12/19/14 18/19 --	L 72-44	H	

EASTERN MICHIGAN (1-0)

Home: 0-0	Away: 0-0		
Neutral: 1-0	Under Coach L: 0-0		
Since rebirth in 1985: 1-0			
11/18/01	W 93-56	N	

EGLIN FIELD (0-1)

Home: 0-0	Away: 0-1		
Neutral: 0-0	Under Coach L: 0-0		
Since rebirth in 1985: 0-0			
2/24/53	L 66-64	A	

ELON (0-1)

Home: 0-0	Away: 0-1		
Neutral: 0-0	Under Coach L: 0-0		
Since rebirth in 1985: 0-0			
2/6/40	L 58-30	A	

EVANSVILLE (1-0)

Home: 0-0	Away: 1-0		
Neutral: 0-0	Under Coach L: 0-0		
Since rebirth in 1985: 1-0			
11/17/06	W 74-69	A	

FAIRFIELD (0-1)

Home: 0-1	Away: 0-0		
Neutral: 0-0	Under Coach L: 0-0		
Since rebirth in 1985: 0-1			
1/2/86	L 56-47	H	

FAIRLEIGH DICKINSON (1-1)

Home: 1-0	Away: 0-0		
Neutral: 0-1	Under Coach L: 0-0		
Since rebirth in 1985: 1-1			
2/10/87	L 73-70	N	
1/4/88	W 81-68	H	

FLORIDA (24-47)

Home: 17-15	Away: 7-29		
Neutral: 0-3	Under Coach L: 2-2		
Since rebirth in 1985: 4-11			
2/15/28	W 40-39	A	
1939-40	L 36-23	A	
1939-40	L 53-26	A	
1940-41	L 48-35	H	
1940-41	L 62-50	H	
1941-42	L 47-31	A	
1941-42	L 37-34	A	

12/20/46	W 36-33	H	
12/21/46	W 39-35	H	
1/3/47	L 42-28	A	
1/4/47	L 61-28	A	
12/19/47	W 67-50	H	
12/20/47	L 58-55	H	
2/20/48	L 72-50	A	
2/21/48	W 52-49	A	
1/14/49	W 75-65	H	
1/15/49	W 44-42	H	
2/22/49	L 90-56	A	
2/23/49	W 60-50	A	
12/10/49	L 60-53	H	
2/18/50	L 66-46	A	
2/2/51	L 78-71	H	
2/13/51	L 71-61	A	
12/17/51	L 69-65	A	
2/18/52	W 76-68	H	
12/16/52	W 75-73	H	
2/2/53	L 78-56	A	
12/12/53	W 85-75	H	
1/15/54	L 75-52	A	
12/16/54	L 70-61	H	
1/13/55	L 80-68	A	
12/19/55	L 74-69	H	
1/13/56	L 87-85	A	
12/15/56	L 89-65	H	
1/10/57	L 98-63	A	
12/21/57	L 73-64	H	
1/16/58	L 75-70	A	
12/17/58	W 92-82	H	
1/15/59	L 85-70	A	
12/19/59	W 79-77	H	
1/14/60	15 --	W 70-65	A
12/17/60	W 93-74	H	
1/11/61	L 81-73	A	
12/16/61	W 66-61	H	
1/11/62	L 74-62	A	
11/30/62	W 91-87	OT H	
1/10/63	W 86-77	A	
12/7/63	W 95-79	H	
1/9/64	L 114-91	A	
12/19/64	W 67-58	H	
1/21/65	t-19 --	L 86-69	A
12/4/65	L 77-66	H	
1/12/66	L 111-66	A	
12/3/66	L 113-88	H	
2/8/67	L 73-57	A	
12/7/68	L 111-62	H	
12/17/85	L 81-64	H	
1/27/86	L 75-53	A	
2/21/87	-- 18	L 99-60	A
2/15/88	L 83-73	H	
12/19/88	L 101-81	A	
2/19/90	W 62-59	H	
12/30/90	L 62-60	A	
12/21/02	-- 13/13	L 94-93	2OT N
12/04/04	-- 19/18	W 72-65	A
12/22/05	-- 5/5	L 77-67	H
3/20/09	L 74-60	A+	
11/17/14	-- 8/7	W 69-67	A
12/8/15 17/20 --	W 66-55	H	
11/27/16	L 65-56	N	
11/22/19	L 78-58	N	
+ NIT			

ALL-TIME SERIES RESULTS DATE / UM RANK / OPPONENT RANK / RESULT / LOCATION

FLORIDA A&M (8-0)

Home: 8-0	Away: 0-0	
Neutral: 0-0	Under Coach L: 1-0	
Since rebirth in 1985: 5-0		
2/10/68	W 108-98	H
2/8/69	W 94-91	H
2/7/70	W 118-111	H
12/4/93	W 91-47	H
12/10/94	W 67-53	H
12/9/95	W 77-53	H
12/18/01	W 90-62	H
11/16/18	11/12 -- W 90-59	H

FLORIDA ATLANTIC (24-1)

Home: 16-0	Away: 5-1	
Neutral: 3-0	Under Coach L: 4-0	
Since rebirth in 1985: 24-1		
2/14/89	W 79-74	N
11/25/91	W 83-53	H
12/19/92	W 84-61	H
11/26/93	W 85-53	H
1/4/94	W 79-62	A
11/28/94	W 76-59	H
3/2/95	W 80-70	A
11/27/95	W 76-56	A
12/20/95	W 61-51	H
11/24/96	W 83-74	H
11/16/97	W 69-47	H
11/13/98	W 97-73	A
12/27/99	W 89-52	H
11/18/00	W 76-59	A
11/26/01	W 74-48	H
12/3/02	L 74-73 OT	A
12/27/03	W 76-51	H
11/29/04	W 84-68	H
1/5/09	W 85-69	H
12/19/09	W 87-69	N
3/16/11	W 85-62	H+
12/17/11	W 93-90	2OT N
12/16/16	W 76-56	H
12/22/18	W 75-55	H
11/8/19	W 74-60	H
+ NIT		

FGCU (3-1)

Home: 2-0	Away: 1-1	
Neutral: 0-0	Under Coach L: 1-1	
Since rebirth in 1985: 3-1		
11/25/09	W 77-58	H
11/27/10	W 87-75	A
11/22/11	W 60-50	H
11/13/12	L 63-51	A

FIU (12-1)

Home: 10-1	Away: 2-0	
Neutral: 0-0	Under Coach L: 0-0	
Since rebirth in 1985: 12-1		
2/18/87	W 102-81	H
3/12/88	W 92-76	H
3/6/89	W 89-82	H
3/6/90	W 83-55	H
3/4/91	W 87-65	H
3/2/92	W 68-63	H
12/1/92	L 72-64	H
12/3/01	W 77-59	H
12/6/03	W 89-72	H
12/07/04	W 80-67	A
11/11/06	W 73-50	H

12/8/07	W 67-53	A
12/12/08	/25 -- W 76-50	H

FLORIDA SOUTHERN (60-8)

Home: 31-3	Away: 29-5	
Neutral: 0-0	Under Coach L: 0-0	
Since rebirth in 1985: 2-0		
1/25/28	L 40-26	A
2/18/28	W 38-18	H
1928-29	L 39-15	A
1928-29	W 36-29	H
1930-31	W 27-24	H
1930-31	L 40-21	A
1939-40	W 43-42	A
1939-40	W 37-30	A
1940-41	W 57-43	A
1940-41	W 41-33	H
1940-41	L 50-38	H
1941-42	W 41-21	H
1941-42	W 40-25	H
1941-42	W 41-34	A
1941-42	W 38-32	A
2/11/46	W 45-40	H
2/12/46	W 53-47	H
2/20/46	W 46-43	A
12/13/46	W 38-25	H
12/14/46	L 41-37	H
2/7/47	W 55-43	A
2/8/47	W 61-43	A
2/6/48	L 59-50	A
2/7/48	W 52-43	A
2/27/48	W 76-44	H
2/28/48	W 59-42	H
2/8/49	W 68-47	A
2/9/49	W 68-57	A
1/20/50	W 69-59	H
1/21/50	W 59-49	H
12/9/50	W 64-61	A
2/9/51	W 79-65	H
1/9/52	W 106-43	H
2/7/52	W 58-41	A
12/1/52	W 83-60	H
2/13/54	W 77-70	2OT A
12/13/54	W 58-44	H
2/16/55	W 73-71	A
12/3/55	W 92-80	H
2/10/56	W 91-90	A
12/1/56	W 84-69	H
2/8/57	L 95-85	A
2/5/58	W 84-69	A
2/17/58	W 76-58	H
12/8/58	W 107-80	H
2/2/59	W 79-76	A
2/6/60	W 88-71	A
2/18/60	10 -- W 121-85	H
12/15/60	W 87-54	H
2/4/61	W 92-80	A
12/14/61	W 96-67	H
2/3/62	W 82-73	A
12/13/62	W 116-93	H
2/2/63	18 -- W 99-83	A
2/1/64	W 85-78	A
2/18/64	W 120-79	H
1/13/65	W 124-93	H
2/5/65	W 94-82	A
1/15/66	W 89-66	H
1/28/66	W 101-80	A
1/19/67	W 102-72	H

1/27/67	W 55-49	A
1/27/68	W 94-76	A
1/28/69	W 87-73	A
1/23/70	W 103-92	A
1/29/71	L 96-95 OT	H
11/9/07	W 104-61	H
11/15/08	17/16 -- W 96-60	H

FLORIDA STATE (36-49)

Home: 28-15	Away: 8-32	
Neutral: 0-2	Under Coach L: 8-11	
Since rebirth in 1985: 15-26		
12/19/50	W 80-61	H
1/1/52	W 93-56	H
2/11/52	W 76-73	A
2/28/52	L 73-70	N
1/9/53	W 93-65	H
2/23/53	L 81-75	A
1/9/54	W 78-61	H
2/5/54	L 76-69	A
12/20/54	L 71-66	A
2/25/55	L 86-80	H
1/7/56	L 78-76	A
2/25/56	W 91-85	H
1/12/57	W 85-77	A
2/23/57	W 98-82	H
1/18/58	L 71-70	A
2/22/58	W 86-66	H
12/19/58	W 85-79	H
1/17/59	L 93-69	A
2/28/59	W 92-85	H
1/16/60	15 -- W 93-91	A
2/27/60	9 -- W 107-89	H
1/14/61	L 89-78	A
2/25/61	W 75-73	H
1/13/62	L 65-60	A
2/24/62	L 83-80	H
1/12/63	L 77-74 OT	A
2/23/63	W 99-70	H
1/11/64	L 80-78	A
2/29/64	W 82-80	H
1/9/65	L 67-66	A
3/1/65	/17 -- W 82-75	H
1/7/66	L 78-62	A
2/28/66	W 112-90	H
1/7/67	L 61-60	A
3/1/67	W 110-90	H
1/12/68	L 122-93	A
3/1/68	W 96-84	H
12/6/68	L 111-84	H
1/10/69	L 86-81	A
3/1/69	L 89-86	H
1/9/70	L 104-63	A
2/28/70	-- 9 L 112-96	H
1/8/71	L 114-106	A
2/27/71	W 100-94	H
1/20/86	W 83-75	H
2/3/86	L 90-72	A
2/4/87	W 63-57	H
2/26/87	L 108-84	A
1/18/90	W 101-97	2OT H
2/17/90	L 92-73	H
12/8/02	L 72-55	A
12/14/03	L 67-58	H
1/15/05	W 64-63	H
2/22/05	W 65-49	A
1/29/06	W 84-78 OT	A
3/5/06	L 64-61	H

ALL-TIME SERIES RESULTS DATE / UM RANK / OPPONENT RANK / RESULT / LOCATION

1/20/07	L	86-67	A
3/3/07	L	98-90	OT H
2/6/08	L	62-55	H
3/8/08	L	75-72	OT A
1/21/09	W	75-69	H
2/18/09	L	80-67	A
2/6/10	L	71-65	A
3/6/10	L	61-60	H
1/19/11	L	55-53	H
2/26/11	L	65-59	A
2/11/12	-- 15/17	L 64-59	A
2/26/12	-- 15/16	W 78-62	H
3/9/12	-- 17/17	L 82-71	N#
1/27/13	25 --	W 71-47	H
2/13/13	3/4 --	W 74-68	A
1/15/14	L	63-53	H
2/10/14	W	77-73	A
2/1/15	L	55-54	A
2/25/15	23/23 --	W 81-77	H
1/9/16	12/11 --	W 72-59	H
2/14/16	12/11 --	W 67-65	A
2/1/17	-- 15/16	L 75-57	H
3/4/17	25/25 15/17	L 66-57	A
1/7/18	15/17 24/RV	W 80-74	H
1/27/18	RV/24 --	L 103-94	OT A
1/9/19	-- 13/13	L 68-62	A
1/27/19	-- RV/23	L 78-66	H
1/18/20	-- 9/9	L 83-79	OT H
2/8/20	-- 8/8	L 99-81	A

ACC Tournament

FORDHAM (1-1)

Home:	1-1	Way:	0-0
Neutral:	0-0	Under Coach L:	0-0
Since rebirth in 1985:	1-0		
12/22/70	L	85-83	H
12/30/94	W	55-43	H

FORT LAUDERDALE NAS (0-1)

Home:	0-1	Way:	0-0
Neutral:	0-0	Under Coach L:	0-0
Since rebirth in 1985:	0-0		
2/4/46	L	32-31	H

FRESNO STATE (1-0)

Home:	0-0	Way:	0-0
Neutral:	1-0	Under Coach L:	1-0
Since rebirth in 1985:	1-0		
11/23/18	W	78-76	N

FURMAN (0-2)

Home:	0-2	Way:	0-0
Neutral:	0-0	Under Coach L:	0-0
Since rebirth in 1985:	0-0		
1/4/52	L	55-53	H
1/3/55	L	91-74	H

GARDNER-WEBB (1-0)

Home:	1-0	Way:	0-0
Neutral:	0-0	Under Coach L:	1-0
Since rebirth in 1985:	1-0		
11/10/18 13/12	W	77-45	H

GEORGE MASON (1-1)

Home:	0-1	Way:	1-0
Neutral:	0-0	Under Coach L:	0-0
Since rebirth in 1985:	1-1		
1/1/90	W	101-91	OT A
11/23/90	L	97-91	H

GEORGE WASHINGTON (2-3)

Home:	1-0	Way:	1-1
Neutral:	0-2	Under Coach L:	2-1
Since rebirth in 1985:	2-2		
2/11/71	L	83-81	A
12/29/91	L	78-64	N
1/28/13	L	71-63	OT N
12/22/16	W	72-64	H
12/16/17	6/8 --	W 59-50	A

GEORGETOWN (12-19)

Home:	7-5	Way:	3-8
Neutral:	2-6	Under Coach L:	0-0
Since rebirth in 1985:	11-19		
1/24/55	W	84-81	H
1/2/88	-- 18	L 82-78	H
1/7/89	-- 5	L 112-79	A
1/25/92	L	60-40	A
2/15/92	L	75-58	H
3/13/92	-- 21	L 77-64	N^
1/2/93	-- 10	W 80-69	H
3/3/93	L	82-64	A
3/11/93	L	67-40	N^
12/7/93	L	61-47	H
1/29/94	L	77-40	A
1/7/95	-- 12/13	L 71-64	A
2/4/95	-- 13/13	W 67-61	H
3/10/95	-- 24	L 69-58	N^
1/13/96	-- 5/5	L 72-67	A
3/7/96	-- 6/6	L 92-62	N^
1/4/97	W	69-67	A
1/18/97	W	68-65	OT H
3/6/97	L	63-59	N^
12/6/97	W	66-56	H
3/4/98	L	62-56	N^
12/30/98	W	64-63	A
2/6/99	25 --	W 71-58	H
3/4/99	9/10 --	W 65-54	N^
1/15/00	L	65-61	A
2/7/00	W	77-55	H
1/2/02	21/21 23/24	W 79-71	A
3/7/02	21/21	W 84-76	OT N^
2/22/03	L	74-72	H
1/31/04	L	87-80	OT H
2/7/04	L	80-64	A

^ BIG EAST Tournament

GEORGIA (1-3)

Home:	1-1	Way:	0-2
Neutral:	0-0	Under Coach L:	0-0
Since rebirth in 1985:	1-2		
1938-39	L	41-19	A
11/3/85	W	81-78	H
12/14/90	-- 11	L 78-60	H
12/22/92	L	69-67	A

GEORGIA SOUTHERN (1-0)

Home:	1-0	Way:	0-0
Neutral:	0-0	Under Coach L:	1-0
Since rebirth in 1985:	1-0		
11/11/13	W	81-80	OT H

GEORGIA STATE (3-0)

Home:	2-0	Way:	1-0
Neutral:	0-0	Under Coach L:	0-0
Since rebirth in 1985:	3-0		
11/29/85	W	82-72	H
12/12/97	W	80-64	H
12/18/98	W	76-55	A

GEORGIA TECH (14-10)

Home:	7-4	Way:	6-6
Neutral:	1-0	Under Coach L:	7-4
Since rebirth in 1985:	13-9		
1/3/53	W	82-60	H
2/27/67	L	90-84	A
12/27/97	-- /23	L 9-61	H
1/06/05	-- 9/10	L 80-69	A
2/26/05	L	76-72	H
2/4/06	W	70-53	A
12/3/06	-- 21/25	W 90-82	H
1/12/08	25 --	W 78-68	H
2/17/08	W	64-63	A
3/4/09	L	78-68	A
2/10/10	-- 20/20	W 64-62	H
2/3/11	W	59-57	H
3/6/11	L	66-57	A
1/24/12	W	64-49	A
3/8/12	W	54-36	N#
1/5/13	W	62-49	A
3/6/13	6/7 --	L 71-69	H
1/18/14	W	56-42	A
1/28/15	23/23 --	L 70-50	H
2/7/16	17/15 --	W 75-68	A
2/15/17	W	70-61	H
1/3/18	15/17 --	L 64-54	A
2/23/19	W	80-65	H
2/29/20	L	63-57	A

ACC Tournament

HARTFORD (3-1)

Home:	3-1	Way:	0-0
Neutral:	0-0	Under Coach L:	0-0
Since rebirth in 1985:	3-1		
3/3/86	W	66-62	H
2/27/90	L	62-58	H
12/13/96	W	74-58	H
12/11/99	W	97-61	H

HAVANA (5-1)

Home:	5-1	Way:	0-0
Neutral:	0-0	Under Coach L:	0-0
Since rebirth in 1985:	0-0		
2/3/28	W	38-14	H
1928-29	L	26-22	H
1938-39	W	38-34	H
1938-39	W	46-40	H
1/7/49	W	73-57	H
1/8/49	W	66-53	H

HAWAII (4-1)

Home:	1-0	Way:	3-1
Neutral:	0-0	Under Coach L:	2-0
Since rebirth in 1985:	2-0		
12/6/67	W	102-83	A
12/7/67	L	110-76	A
1/31/69	W	84-82	H
12/22/12	W	73-58	A
12/23/17	6/7 --	W 75-57	A

ALL-TIME SERIES RESULTS DATE / UM RANK / OPPONENT RANK / RESULT / LOCATON

HOFSTRA (1-0)

Home: 1-0 Away: 0-0
 Neutral: 0-0 Under Coach L: 0-0
 Since rebirth in 1985: 1-0
 1/4/86 W 70-63 H

HOLY CROSS (1-0)

Home: 1-0 Away: 0-0
 Neutral: 0-0 Under Coach L: 0-0
 Since rebirth in 1985: 0-0
 12/29/61 W 77-71 H

HOUSTON (5-9)

Home: 4-5 Away: 1-4
 Neutral: 0-0 Under Coach L: 0-0
 Since rebirth in 1985: 0-0
 1/25/56 L 95-77 H
 12/22/56 W 67-63 H
 12/9/59 W 72-63 A
 1/23/60 11 -- L 88-79 H
 1/21/61 W 89-78 H
 2/8/62 L 80-69 H
 1/24/63 W 71-70 H
 2/13/64 L 93-83 A
 2/20/65 /t19 -- W 103-91 H
 2/17/66 L 111-96 A
 2/18/67 -- 7/8 L 105-86 H
 2/15/68 -- 1 L 106-64 A
 2/14/70 -- 13 L 118-98 A
 2/20/71 L 99-93 H

HOUSTON BAPTIST (1-0)

Home: 1-0 Away: 0-0
 Neutral: 0-0 Under Coach L: 1-0
 Since rebirth in 1985: 1-0
 12/19/18 W 80-73 H

HOWARD (2-1)

Home: 2-1 Away: 0-0
 Neutral: 0-0 Under Coach L: 1-0
 Since rebirth in 1985: 2-1
 12/6/91 L 64-55 H
 11/29/01 W 87-71 H
 11/14/14 W 84-49 H

ILLINOIS (3-1)

Home: 1-1 Away: 1-0
 Neutral: 1-0 Under Coach L: 3-0
 Since rebirth in 1985: 3-0
 12/28/69 L 86-76 H
 3/24/13 5/4 -- W 63-59 NS
 12/2/14 15/15 24/25 W 70-61 H
 12/2/19 W 81-79 A

\$ NCAA Tournament

ILLINOIS STATE (0-1)

Home: 0-0 Away: 0-0
 Neutral: 0-1 Under Coach L: 0-0
 Since rebirth in 1985: 0-1
 12/22/99 L 87-78 N

INDIANA (1-0)

Home: 1-0 Away: 0-0
 Neutral: 0-0 Under Coach L: 0-0
 Since rebirth in 1985: 1-0
 12/15/01 -- 21/24 W 58-53 H

INDIANA STATE (0-1)

Home: 0-0 Away: 0-0
 Neutral: 0-1 Under Coach L: 0-1
 Since rebirth in 1985: 0-1
 12/25/12 L 57-55 OT N

IPFW (1-0)

Home: 1-0 Away: 0-0
 Neutral: 0-0 Under Coach L: 0-0
 Since rebirth in 1985: 1-0
 12/30/03 W 75-52 H

IONA (1-0)

Home: 0-0 Away: 1-0
 Neutral: 0-0 Under Coach L: 0-0
 Since rebirth in 1985: 0-0
 1/7/60 14 -- W 69-67 A

IOWA STATE (0-1)

Home: 0-0 Away: 0-0
 Neutral: 0-1 Under Coach L: 0-1
 Since rebirth in 1985: 0-1
 11/25/16 -- 21/22 L 56-73 N

JACKSONVILLE (26-7)

Home: 15-2 Away: 11-4
 Neutral: 0-0 Under Coach L: 1-0
 Since rebirth in 1985: 4-0
 12/2/57 W 89-87 H
 1/17/58 L 86-72 A
 1/16/59 W 64-62 A
 2/14/59 W 95-93 H
 12/3/59 W 106-98 H
 1/13/60 15 -- W 78-70 OT A
 1/13/61 W 93-84 OT A
 2/20/61 W 96-80 H
 12/2/61 W 93-80 H
 1/10/62 W 90-89 A
 1/9/63 W 103-91 A
 2/5/63 18 -- W 112-105 H
 1/8/64 W 97-92 A
 2/4/64 W 117-92 H
 1/7/65 W 86-82 A
 1/16/65 W 127-99 H
 1/8/66 L 71-69 A
 2/12/66 W 117-104 H
 1/6/67 W 75-70 A
 1/14/67 W 106-86 H
 1/13/68 W 72-67 A
 1/18/68 W 76-75 H
 1/11/69 W 94-87 A
 2/25/69 W 95-86 H
 1/10/70 -- 7 L 121-87 A
 3/4/70 -- 6 L 108-97 H
 1/9/71 -- 7 L 124-82 A
 3/2/71 -- 9 L 94-75 H
 12/18/96 W 74-57 H
 11/29/97 W 74-70 A
 11/12/10 W 89-77 H
 11/16/12 W 73-57 H

JACKSONVILLE NAVY (1-1)

Home: 1-0 Away: 0-1
 Neutral: 0-0 Under Coach L: 0-0
 Since rebirth in 1985: 0-0
 1941-42 W 44-18 H
 1941-42 L 46-25 A

JEWISH PROG. ATLANTA (0-1)

Home: 0-1 Away: 0-0
 Neutral: 0-0 Under Coach L: 0-0
 Since rebirth in 1985: 0-0
 1938-39 L 39-24 H

JUNIOR C. OF C. (1-1)

Home: 1-1 Away: 0-0
 Neutral: 0-0 Under Coach L: 0-0
 Since rebirth in 1985: 0-0
 1928-29 W 25-24 H
 1928-29 L 28-23 H

KANSAS (1-3)

Home: 1-1 Away: 0-2
 Neutral: 0-0 Under Coach L: 0-0
 Since rebirth in 1985: 1-3
 1/17/87 -- 20 L 82-47 A
 1/12/89 -- 12 W 87-86 H
 1/10/90 -- 1 L 100-73 H
 1/16/91 L 73-60 A

KENTUCKY (1-3)

Home: 0-1 Away: 1-2
 Neutral: 0-0 Under Coach L: 0-0
 Since rebirth in 1985: 1-2
 12/3/56 L 114-75 A
 12/5/98 -- 8/8 L 74-65 A
 1/29/00 -- 16/18 L 60-57 H
 12/6/08 21/22 -- W 73-67 A

KENTUCKY WESLEYAN (4-1)

Home: 3-1 Away: 1-0
 Neutral: 0-0 Under Coach L: 0-0
 Since rebirth in 1985: 0-0
 1/31/56 L 86-82 H
 1/24/57 W 100-95 H
 12/16/57 W 96-78 A
 1/26/59 W 69-64 H
 2/22/60 10 -- W 104-95 H

KEY WEST NAVY (1-0)

Home: 1-0 Away: 0-0
 Neutral: 0-0 Under Coach L: 0-0
 Since rebirth in 1985: 0-0
 1951-52 W 85-55 H

LA FAYETTE (4-1)

Home: 3-1 Away: 0-0
 Neutral: 1-0 Under Coach L: 0-0
 Since rebirth in 1985: 3-1
 1/11/71 W 78-75 H
 1/14/91 L 73-57 H
 3/12/99 10/12 -- W 75-54 NS
 11/24/01 W 79-69 H
 11/25/06 W 98-66 H

\$ NCAA Tournament

LA SALLE (9-9)

Home: 7-3 Away: 1-6
 Neutral: 1-0 Under Coach L: 5-0
 Since rebirth in 1985: 5-0
 2/5/51 L 95-84 H
 2/6/51 W 77-75 OT H
 1/7/61 L 88-74 A
 1/25/62 L 73-61 H
 1/4/63 L 78-76 A
 1/23/64 W 121-99 H

ALL-TIME SERIES RESULTS DATE / UM RANK / OPPONENT RANK / RESULT / LOCATION

12/8/64	L 90-86	A
3/5/66	W 108-102	H
12/7/66	L 99-82	A
1/2/68	L 92-84	H
12/11/68	L 96-71	A
2/17/70	W 103-96	H
12/9/70	L 97-77	A
1/2/13	W 76-59	H
12/22/13	W 71-58	H
12/22/15 13/16 --	W 95-49	A
11/22/17 11/11 --	W 57-46	N
11/22/18	W 85-49	N

LEHIGH (7-1)

Home: 7-0	Away: 0-0	
Neutral: 0-1	Under Coach L: 1-0	
Since rebirth in 1985: 6-1		
12/4/70	W 74-67	H
12/27/89	L 83-59	N
1/9/91	W 99-67	H
12/30/96	W 68-32	H
12/27/00	W 71-52	H
12/30/02	W 68-62	H
12/9/06	W 79-58	H
11/9/18	W 83-62	H

LONG ISLAND (1-0)

Home: 1-0	Away: 0-0	
Neutral: 0-0	Under Coach L: 0-0	
Since rebirth in 1985: 1-0		
12/16/88	W 102-66	H

LOUISIANA (1-1)

Home: 1-0	Away: 0-0	
Neutral: 0-1	Under Coach L: 1-0	
Since rebirth in 1985: 1-1		
12/20/99	L 66-60	N
11/16/15	W 93-77	H

LOUISIANA MONROE (1-0)

Home: 1-0	Away: 0-0	
Neutral: 0-0	Under Coach L: 0-0	
Since rebirth in 1985: 1-0		
11/23/03	W 78-60	H

LSU (3-1)

Home: 1-0	Away: 1-1	
Neutral: 1-0	Under Coach L: 0-0	
Since rebirth in 1985: 1-0		
12/11/50	W 68-62	H
12/11/52	L 86-58	A
12/11/57	W 73-65	A
12/27/01 24/23 --	W 68-61	N

LOUISVILLE (4-13)

Home: 4-6	Away: 0-6	
Neutral: 0-1	Under Coach L: 2-6	
Since rebirth in 1985: 2-8		
1/5/51	L 73-60	H
12/29/52	L 84-74	H
1/31/57	L 89-60	H
1/30/61 -- 7	W 71-69	H
12/6/61	L 77-59	A
2/9/63	W 94-84	H
12/28/65	L 85-84	OT H
12/31/05 -- 10/10	L 58-43	N
12/23/06	L 82-59	A
2/3/15 -- 9/8	L 63-55	H

2/21/15 -- 12/12	L 55-53	A
2/27/16 12/11 11/-	W 73-65	H
2/11/17 -- 4/4	L 71-66	A
1/24/18 RV/24 --	W 78-75	OT H
1/6/19	L 90-73	A
11/5/19 -- 5/5	L 87-74	H
1/7/20 -- 13/11	L 74-58	A

LOYOLA CHICAGO (0-1)

Home: 0-0	Away: 0-0	
Neutral: 0-1	Under Coach L: 0-1	
Since rebirth in 1985: 0-1		
3/15/18 22/24 --	L 64-62	N\$
\$ NCAA Tournament		

LOYOLA (MD) (1-0)

Home: 1-0	Away: 0-0	
Neutral: 0-0	Under Coach L: 1-0	
Since rebirth in 1985: 1-0		
12/30/13	W 71-48	H

LOYOLA (N.O.) (9-7)

Home: 6-3	Away: 3-4	
Neutral: 0-0	Under Coach L: 0-0	
Since rebirth in 1985: 0-0		
12/10/52	L 71-54	A
12/10/55	W 83-82	A
12/10/57	L 76-52	H
1/25/58	W 89-82	H
2/16/59	W 93-84	H
12/12/59	W 86-70	A
2/11/61	W 65-61	H
2/10/62	L 113-70	H
2/15/64	W 97-90	OT A
2/13/65	W 115-86	H
2/19/66	L 89-76	A
2/11/67	W 68-66	H
2/17/68	L 86-84	A
2/15/69	W 89-80	H
1/31/70	L 98-84	A
2/6/71	L 107-88	H

LUBBOCK CHRISTIAN (1-0)

Home: 1-0	Away: 0-0	
Neutral: 0-0	Under Coach L: 0-0	
Since rebirth in 1985: 1-0		
11/21/03	W 86-66	H

MAINE (1-0)

Home: 0-0	Away: 0-0	
Neutral: 1-0	Under Coach L: 0-0	
Since rebirth in 1985: 1-0		
11/29/91	W 62-57	N

MANHATTAN (1-0)

Home: 1-0	Away: 0-0	
Neutral: 0-0	Under Coach L: 0-0	
Since rebirth in 1985: 1-0		
12/28/85	W 79-61	H

MARIST (2-1)

Home: 0-1	Away: 1-0	
Neutral: 1-0	Under Coach L: 0-0	
Since rebirth in 1985: 2-1		
2/1/88	W 79-76	OT A
2/18/88	L 73-62	H
11/15/07	W 85-61	N

MARQUETTE (2-3)

Home: 2-0	Away: 0-2	
Neutral: 0-1	Under Coach L: 0-1	
Since rebirth in 1985: 2-3		
3/5/86	L 84-62	A
1/24/87	W 91-89	OT H
1/16/88	L 65-51	A
1/28/89	W 106-90	H
3/28/13 5/4 15/16	L 71-61	N\$
\$ NCAA Tournament		

MARSHALL (2-1)

Home: 1-1	Away: 0-0	
Neutral: 1-0	Under Coach L: 0-0	
Since rebirth in 1985: 1-0		
1941-42	L 37-33	H
2/23/71	W 89-88	H
12/27/91	W 70-55	N

MARYLAND (13-9)

Home: 10-4	Away: 1-5	
Neutral: 2-0	Under Coach L: 2-2	
Since rebirth in 1985: 9-5		
1/28/49	L 43-42	H
1/29/49	W 58-48	H
2/1/54	L 63-57	H
1/22/62	L 71-68	H
12/29/64	W 80-73	H
1/30/68	W 93-73	H
12/21/68	W 92-85	N
12/29/70	L 111-77	H
2/5/05 -- 22/24	W 75-73	OT H
1/7/06 -- 14/12	W 84-70	H
3/1/06	L 65-61	A
1/10/07 -- /25	W 63-58	A
3/8/07 -- 17/21	W 67-62	N#
2/23/08	W 78-63	H
1/14/09	W 62-60	H
1/31/09	L 73-68	A
1/26/10	L 81-59	A
3/2/11	W 80-66	H
2/1/12	W 90-86	2OT H
2/21/12	L 75-70	A
1/13/13	W 54-47	H
1/29/14	L 74-71	A
# ACC Tournament		

UMBC (3-0)

Home: 3-0	Away: 0-0	
Neutral: 0-0	Under Coach L: 0-0	
Since rebirth in 1985: 3-0		
1/11/88	W 75-56	H
11/27/89	W 91-74	H
12/9/03	W 61-52	H

MARYLAND EASTERN SHORE (3-0)

Home: 3-0	Away: 0-0	
Neutral: 0-0	Under Coach L: 0-0	
Since rebirth in 1985: 3-0		
2/12/86	W 77-55	H
1/14/87	W 88-66	H
11/25/88	W 108-80	H

ALL-TIME SERIES RESULTS DATE / UM RANK / OPPONENT RANK / RESULT / LOCATION

MASSACHUSETTS (4-0)

Home: 2-0 Away: 2-0
 Neutral: 0-0 Under Coach L: 2-0
 Since rebirth in 1985: 4-0
 12/12/04 W 80-53 H
 1/2/07 W 72-71 A
 12/3/11 W 83-75 H
 12/1/12 W 75-62 A

MCDILL FIELD (2-0)

Home: 0-0 Away: 2-0
 Neutral: 0-0 Under Coach L: 0-0
 Since rebirth in 1985: 0-0
 2/19/46 W 54-50 A
 1/31/48 W 67-48 A

MCNEESE STATE (1-0)

Home: 1-0 Away: 0-0
 Neutral: 0-0 Under Coach L: 0-0
 Since rebirth in 1985: 1-0
 11/24/10 W 79-59 H

MEMPHIS (5-8)

Home: 3-2 Away: 2-5
 Neutral: 0-1 Under Coach L: 0-1
 Since rebirth in 1985: 3-5
 1/4/56 L 79-71 N
 1/18/64 W 78-69 H
 2/15/66 L 86-72 A
 2/2/67 W 88-63 H
 2/13/68 L 67-44 A
 1/21/91 L 80-72 A
 2/11/91 L 83-82 OT H
 12/22/97 W 65-57 A
 12/22/98 W 80-64 A
 12/4/99 L 82-72 A
 12/21/00 W 66-57 H
 11/15/10 -- 19/19 L 72-68 A
 12/6/11 -- 21/20 L 71-54 H
Formerly Memphis State

MERCER (1-1)

Home: 1-0 Away: 0-1
 Neutral: 0-0 Under Coach L: 0-0
 Since rebirth in 1985: 1-0
 1938-39 L 56-37 A
 2/3/90 W 53-47 H

MIAMI BEACH (1-0)

Home: 1-0 Away: 0-0
 Neutral: 0-0 Under Coach L: 0-0
 Since rebirth in 1985: 0-0
 1928-29 W 66-18 H

MIAMI BEACH ALL-STARS (1-0)

Home: 1-0 Away: 0-0
 Neutral: 0-0 Under Coach L: 0-0
 Since rebirth in 1985: 0-0
 12/3/52 W 70-45 H

MIAMI BEACH CANOE CLUB (2-0)

Home: 2-0 Away: 0-0
 Neutral: 0-0 Under Coach L: 0-0
 Since rebirth in 1985: 0-0
 2/21/28 W 52-21 H
 2/23/28 W 18-9 H

MIAMI (OHIO) (5-4)

Home: 4-2 Away: 1-1
 Neutral: 0-1 Under Coach L: 0-0
 Since rebirth in 1985: 0-1
 1/17/47 L 60-44 A
 1/10/55 L 75-73 H
 12/30/58 L 89-87 OT H
 2/21/59 W 83-78 A
 1/4/61 W 102-100 2OT H
 12/28/61 W 83-73 H
 2/2/65 -- 20 W 100-85 H
 2/22/69 W 74-68 H
 12/27/90 L 101-99 2OT N

MICHIGAN (0-4)

Home: 0-0 Away: 0-3
 Neutral: 0-1 Under Coach L: 0-0
 Since rebirth in 1985: 0-4
 11/27/87 -- 9 L 109-76 N
 3/13/97 L 76-63 A+
 11/29/05 L 74-53 A
 3/22/06 L 71-65 A+
 + NIT

MICHIGAN STATE (1-1)

Home: 1-0 Away: 0-0
 Neutral: 0-1 Under Coach L: 1-1
 Since rebirth in 1985: 1-1
 11/28/12 -- 13/14 W 67-59 H
 3/17/17 L 58-78 N\$
 \$ NCAA Tournament

MIDDLE TENNESSEE (1-0)

Home: 0-0 Away: 0-0
 Neutral: 1-0 Under Coach L: 1-0
 Since rebirth in 1985: 1-0
 12/25/17 6/7 -- W 84-81 N

MINNESOTA (2-1)

Home: 1-1 Away: 1-0
 Neutral: 0-0 Under Coach L: 1-1
 Since rebirth in 1985: 2-1
 12/2/09 W 63-58 H
 3/19/12 L 78-60 H+
 11/29/17 10/13 12/12 W 86-81 A
 + NIT

MISSISSIPPI (3-1)

Home: 3-0 Away: 0-1
 Neutral: 0-0 Under Coach L: 0-1
 Since rebirth in 1985: 1-1
 12/21/49 W 82-67 H
 12/22/49 W 55-43 H
 11/30/10 W 86-73 H
 11/25/11 L 64-61 OT A

MISSISSIPPI COLLEGE (1-0)

Home: 1-0 Away: 0-0
 Neutral: 0-0 Under Coach L: 0-0
 Since rebirth in 1985: 0-0
 1/19/56 W 89-84 H

MISSISSIPPI STATE (3-2)

Home: 0-1 Away: 1-0
 Neutral: 2-1 Under Coach L: 1-0
 Since rebirth in 1985: 3-1
 12/13/57 L 66-64 N
 12/28/90 W 74-67 N

12/11/06 L 70-52 H
 12/13/07 W 64-58 A
 11/19/15 W 105-79 N

MISSOURI (0-1)

Home: 0-0 Away: 0-0
 Neutral: 0-1 Under Coach L: 0-0
 Since rebirth in 1985: 0-1
 3/14/02 2/12/21 -- L 93-80 N\$
 \$ NCAA Tournament

MISSOURI STATE (2-0)

Home: 1-0 Away: 0-0
 Neutral: 1-0 Under Coach L: 1-0
 Since rebirth in 1985: 2-0
 3/21/11 W 81-72 H+
 11/21/19 W 74-70 N
 + NIT

MONMOUTH (1-1)

Home: 1-1 Away: 0-0
 Neutral: 0-0 Under Coach L: 0-0
 Since rebirth in 1985: 1-1
 2/4/88 L 64-62 OT H
 11/23/99 /24 -- W 67-46 H

MOREHEAD STATE (4-3)

Home: 3-2 Away: 1-1
 Neutral: 0-0 Under Coach L: 0-0
 Since rebirth in 1985: 0-0
 1/18/47 W 61-56 A
 2/20/56 L 102-89 H
 2/23/59 W 102-85 H
 2/23/61 W 85-70 H
 12/4/61 L 107-81 A
 2/1/69 W 92-91 OT H
 2/1/71 L 76-75 H

MORGAN STATE (2-0)

Home: 2-0 Away: 0-0
 Neutral: 0-0 Under Coach L: 0-0
 Since rebirth in 1985: 2-0
 11/19/05 W 83-51 H
 11/24/07 W 55-51 H

MOUNT ST. MARY'S (1-0)

Home: 0-0 Away: 1-0
 Neutral: 0-0 Under Coach L: 0-0
 Since rebirth in 1985: 0-0
 12/8/66 W 86-83 A

MUFFETS (2-0)

Home: 2-0 Away: 0-0
 Neutral: 0-0 Under Coach L: 0-0
 Since rebirth in 1985: 0-0
 12/14/48 W 69-51 H
 12/6/49 W 78-37 H

MURRAY STATE (2-1)

Home: 1-1 Away: 1-0
 Neutral: 0-0 Under Coach L: 0-0
 Since rebirth in 1985: 0-0
 1/30/53 L 69-65 H
 12/14/59 W 92-80 H
 12/8/61 W 69-67 A

ALL-TIME SERIES RESULTS

DATE / UM RANK / OPPONENT RANK / RESULT / LOCATION

NAVY (1-1)

Home: 1-0 Away: 0-0
 Neutral: 0-1 Under Coach L: 1-0
 Since rebirth in 1985: 1-1
 2/7/87 L 78-62 N
 11/12/18 13/12 W 89-55 H

NAVY REC. BARRACKS (0-1)

Home: 0-1 Away: 0-0
 Neutral: 0-0 Under Coach L: 0-0
 Since rebirth in 1985: 0-0
 1/16/46 L 46-43 H

NEBRASKA (2-4)

Home: 1-1 Away: 1-2
 Neutral: 0-1 Under Coach L: 1-1
 Since rebirth in 1985: 1-3
 12/22/51 W 70-60 H
 12/18/71 L 85-58 A
 12/16/00 L 72-64 N
 12/30/06 L 82-67 H
 12/4/13 L 60-49 A
 12/1/15 21 -- W 77-72 OT A

NEVADA (1-1)

Home: 0-0 Away: 1-1
 Neutral: 0-0 Under Coach L: 0-0
 Since rebirth in 1985: 0-0
 12/14/63 W 81-78 OT A
 12/11/66 L 89-79 A

NEW HAMPSHIRE (1-0)

Home: 1-0 Away: 0-0
 Neutral: 0-0 Under Coach L: 0-0
 Since rebirth in 1985: 1-0
 11/23/02 W 93-58 H

NEW MEXICO (0-2)

Home: 0-1 Away: 0-1
 Neutral: 0-0 Under Coach L: 0-0
 Since rebirth in 1985: 0-2
 1/29/87 L 87-78 A
 2/1/89 L 110-93 H

NEW MEXICO STATE (0-1)

Home: 0-0 Away: 0-0
 Neutral: 0-1 Under Coach L: 0-1
 Since rebirth in 1985: 0-1
 12/23/17 6/7 -- L 63-54 N

NEW ORLEANS (0-2)

Home: 0-1 Away: 0-1
 Neutral: 0-0 Under Coach L: 0-0
 Since rebirth in 1985: 0-2
 1/7/86 L 64-57 A
 2/15/86 L 85-75 H

NEW YORK UNIVERSITY (1-1)

Home: 1-1 Away: 0-0
 Neutral: 0-0 Under Coach L: 0-0
 Since rebirth in 1985: 0-0
 12/29/54 L 74-67 H
 12/28/67 W 102-91 H

NIAGARA (1-0)

Home: 0-0 Away: 1-0
 Neutral: 0-0 Under Coach L: 0-0
 Since rebirth in 1985: 0-0
 12/10/64 W 74-67 A

NORFOLK STATE (2-0)

Home: 2-0 Away: 0-0
 Neutral: 0-0 Under Coach L: 1-0
 Since rebirth in 1985: 2-0
 1/2/05 W 76-58 H
 2/1/14 W 64-49 H

NORTH CAROLINA (8-25)

Home: 3-9 Away: 4-12
 Neutral: 1-4 Under Coach L: 6-9
 Since rebirth in 1985: 8-23
 1/13/50 L 55-53 H
 1/14/50 L 66-51 H
 12/6/86 -- 1 L 122-77 A
 2/5/90 -- 25 L 87-74 A
 12/18/99 -- 7/9 L 78-68 N
 12/4/00 -- 14/12 L 67-45 A
 1/4/03 W 64-61 OT H
 1/7/04 -- 12/13 L 89-64 A
 1/22/05 -- 6/6 L 87-67 A
 1/14/06 -- 20/20 W 81-70 A
 2/12/06 -- 23/24 L 80-70 H
 1/31/07 -- 3/3 L 105-64 A
 1/23/08 -- 5/4 L 98-82 H
 1/17/09 -- 5/6 L 82-65 A
 2/15/09 -- 3/3 L 69-65 H
 3/2/10 L 69-62 A
 1/26/11 L 74-71 H
 3/11/11 -- 6/7 L 61-59 N#
 1/10/12 -- 3/3 L 73-56 A
 2/15/12 -- 8/7 L 73-64 H
 1/10/13 W 68-59 A
 2/9/13 8/11 -- W 87-61 H
 3/17/13 9/10 -- W 87-77 N#
 1/8/14 W 63-57 A
 2/28/15 -- 15/18 L 73-64 H
 2/20/16 11/10 5/4 L 96-71 A
 1/28/17 -- 9/6 W 77-62 H
 3/9/17 -- 6/6 L 78-53 N#
 2/27/18 -- 9/9 W 91-88 A
 3/8/18 24/25 12/11 L 82-65 N#
 1/19/19 -- 13/15 L 85-76 H
 2/9/19 -- 8/8 L 88-85 OT A
 1/25/20 L 94-71 A
 # ACC Tournament

NORTH CAROLINA A&T (4-0)

Home: 4-0 Away: 0-0
 Neutral: 0-0 Under Coach L: 0-0
 Since rebirth in 1985: 4-0
 12/22/03 W 81-62 H
 11/22/05 W 87-62 H
 12/23/07 22/22 -- W 95-64 H
 12/21/09 W 80-59 H

UNC ASHEVILLE (1-0)

Home: 1-0 Away: 0-0
 Neutral: 0-0 Under Coach L: 0-0
 Since rebirth in 1985: 1-0
 12/1/93 W 82-60 H

NC CENTRAL (4-0)

Home: 4-0 Away: 0-0
 Neutral: 0-0 Under Coach L: 1-0
 Since rebirth in 1985: 4-0
 1/3/09 W 76-42 H
 11/14/09 W 83-53 H
 11/19/10 W 88-65 H
 3/17/15 W 75-71 H+
 + NIT

UNC GREENSBORO (2-0)

Home: 1-0 Away: 1-0
 Neutral: 0-0 Under Coach L: 1-0
 Since rebirth in 1985: 2-0
 2/15/11 W 78-58 A
 1/2/12 W 99-89 H

NC STATE (11-15)

Home: 5-6 Away: 4-8
 Neutral: 2-1 Under Coach L: 7-8
 Since rebirth in 1985: 11-14
 1939-40 L 46-35 A
 1/9/05 -- /24 W 67-66 H
 12/18/05 -- 21/19 L 81-69 A
 2/8/06 -- 16/15 L 86-77 2OT H
 2/10/07 W 80-65 H
 1/19/08 21/24 -- L 79-77 OT A
 3/13/08 W 63-50 N#
 1/27/09 L 84-81 OT A
 3/7/09 W 72-64 H
 2/27/10 L 71-66 H
 1/23/11 L 72-70 A
 1/22/12 L 78-73 H
 2/29/12 L 77-73 A
 2/2/13 14/15 19/19 W 79-78 A
 3/16/13 9/10 -- W 81-71 N#
 2/8/14 L 56-55 H
 3/1/14 W 80-65 A
 3/13/14 L 67-58 N#
 1/22/15 W 65-60 H
 1/30/16 15/13 -- L 85-69 A
 12/31/16 W 81-63 H
 2/4/17 W 84-79 A
 1/21/18 25/23 -- W 86-81 A
 1/3/19 -- 18/19 L 87-82 H
 1/15/20 L 80-63 A
 2/5/20 L 83-72 H

ACC Tournament

UNC WILMINGTON (1-1)

Home: 0-1 Away: 0-0
 Neutral: 1-0 Under Coach L: 0-0
 Since rebirth in 1985: 1-1
 12/29/92 L 88-73 H
 11/20/09 W 67-60 N

NORTH FLORIDA (5-0)

Home: 4-0 Away: 1-0
 Neutral: 0-0 Under Coach L: 3-0
 Since rebirth in 1985: 5-0
 12/20/07 22/22 -- W 85-63 H
 12/31/08 W 94-41 H
 11/19/11 W 75-62 H
 11/16/16 W 94-56 A
 11/25/18 11/11 -- W 86-65 H

ALL-TIME SERIES RESULTS DATE / UM RANK / OPPONENT RANK / RESULT / LOCATON

NORTHEASTERN (3-0)

Home: 3-0 Away: 0-0
 Neutral: 0-0 Under Coach L: 1-0
 Since rebirth in 1985: 3-0
 1/31/91 W 79-63 H
 11/25/00 W 92-86 H
 11/27/15 15/19 -- L 78-77 H

NORTHEASTERN ILLINOIS (2-0)

Home: 2-0 Away: 0-0
 Neutral: 0-0 Under Coach L: 0-0
 Since rebirth in 1985: 2-0
 11/25/94 W 66-48 H
 11/24/95 W 81-58 H

NORTHERN IOWA (1-0)

Home: 1-0 Away: 0-0
 Neutral: 0-0 Under Coach L: 0-0
 Since rebirth in 1985: 1-0
 11/27/98 W 78-69 H

NORTHWESTERN (0-1)

Home: 0-0 Away: 0-1
 Neutral: 0-0 Under Coach L: 0-0
 Since rebirth in 1985: 0-1
 11/28/06 L 61-59 A

NOTRE DAME (12-12)

Home: 6-5 Away: 5-6
 Neutral: 1-1 Under Coach L: 5-4
 Since rebirth in 1985: 12-12
 2/22/86 -- 14 L 126-73 H
 3/5/87 -- 20 L 65-49 A
 1/27/90 L 107-60 A
 1/12/91 L 60-52 H
 1/23/96 W 72-64 H
 2/28/96 W 71-59 A
 2/25/97 L 69-60 A
 2/14/98 W 66-57 H
 2/22/98 W 65-59 A
 1/9/99 L 71-68 H
 1/25/00 W 63-49 A
 2/26/00 W 55-52 H
 3/9/00 23 -- W 61-58 N[^]
 2/23/02 17/13 L 90-77 H
 1/28/04 L 72-62 A
 2/19/14 W 71-64 H
 1/17/15 -- 12/12 L 70-75 A
 3/12/15 -- 11/9 L 63-70 N#
 2/3/16 17/15 -- W 79-70 H
 3/2/16 7 -- W 68-50 A
 1/12/17 20/20 L 62-67 H
 2/19/18 W 77-74 A
 2/6/19 W 62-47 H
 2/23/20 L 87-71 A

[^] BIG EAST Tournament
 # ACC Tournament

NOVA SOUTHEASTERN (1-0)

Home: 1-0 Away: 0-0
 Neutral: 0-0 Under Coach L: 0-0
 Since rebirth in 1985: 1-0
 11/16/09 W 108-58 H

OHIO STATE (2-2)

Home: 1-2 Away: 0-0
 Neutral: 1-0 Under Coach L: 0-0
 Since rebirth in 1985: 2-1
 12/21/53 L 106-81 H
 12/27/98 W 72-64 H
 3/19/00 23/25 8/8 W 75-62 N\$
 12/2/08 21/22 -- L 73-68 H
 \$ NCAA Tournament

OHIO UNIVERSITY (1-1)

Home: 1-1 Away: 0-0
 Neutral: 0-0 Under Coach L: 0-0
 Since rebirth in 1985: 0-0
 12/18/65 W 105-100 H
 12/30/69 -- 5 L 99-74 H

OKLAHOMA CITY (5-4)

Home: 5-2 Away: 0-1
 Neutral: 1-0 Under Coach L: 0-0
 Since rebirth in 1985: 0-0
 2/10/58 W 83-66 H
 1/29/60 11 -- W 97-84 H
 1/6/62 L 118-113 OTH
 1/30/65 W 115-92 H
 1/10/67 W 111-109 H
 2/26/70 L 91-90 H
 12/19/70 L 94-91 OT N
 1/2/71 W 90-87 H
 1/22/71 L 88-75 A

OKLAHOMA STATE (1-0)

Home: 1-0 Away: 0-0
 Neutral: 0-0 Under Coach L: 0-0
 Since rebirth in 1985: 1-0
 3/15/06 W 62-59 H+
 + NIT

OLD DOMINION (1-0)

Home: 0-0 Away: 0-0
 Neutral: 1-0 Under Coach L: 0-0
 Since rebirth in 1985: 1-0
 12/26/88 W 77-76 N

ORAL ROBERTS (2-1)

Home: 1-0 Away: 0-1
 Neutral: 1-0 Under Coach L: 0-0
 Since rebirth in 1985: 2-1
 11/28/88 W 108-103 H
 2/25/89 L 99-92 A
 12/21/10 W 69-56 N

OREGON STATE (0-1)

Home: 0-1 Away: 0-0
 Neutral: 0-0 Under Coach L: 0-0
 Since rebirth in 1985: 0-0
 12/1/69 L 86-81 H

PACIFIC (1-0)

Home: 0-0 Away: 0-0
 Neutral: 1-0 Under Coach L: 1-0
 Since rebirth in 1985: 1-0
 3/22/13 5/4 -- W 78-49 N\$
 \$ NCAA Tournament

PENN STATE (0-4)

Home: 0-2 Away: 0-2
 Neutral: 0-0 Under Coach L: 0-0
 Since rebirth in 1985: 0-4
 11/29/86 L 74-61 H
 11/27/90 L 93-67 A
 1/25/91 L 69-57 H
 3/15/95 L 62-56 A+
 + NIT

PENNSYLVANIA (6-4)

Home: 5-3 Away: 0-1
 Neutral: 1-0 Under Coach L: 1-1
 Since rebirth in 1985: 3-1
 1/2/48 L 53-46 H
 12/29/49 W 64-62 H
 12/30/49 W 53-51 H
 12/29/51 L 89-64 H
 12/28/53 L 67-54 H
 12/27/66 W 82-78 H
 12/28/88 W 102-69 N
 1/2/08 W 88-62 H
 11/19/16 W 74-62 H
 12/4/18 L 89-75 A

PENSACOLA NAS (2-0)

Home: 2-0 Away: 0-0
 Neutral: 0-0 Under Coach L: 0-0
 Since rebirth in 1985: 0-0
 2/14/47 W 69-50 H
 2/15/47 W 64-36 H

PEPPERDINE (2-1)

Home: 1-0 Away: 1-1
 Neutral: 0-0 Under Coach L: 0-0
 Since rebirth in 1985: 2-0
 12/13/69 L 93-90 OT A
 1/3/10 W 86-63 A
 12/30/10 W 94-59 H

PI CHI (2-0)

Home: 0-0 Away: 0-0
 Neutral: 2-0 Under Coach L: 0-0
 Since rebirth in 1985: 0-0
 1939-40 W 42-29 N
 1940-41 W 45-27 N

PITTSBURGH (23-19)

Home: 14-7 Away: 8-10
 Neutral: 1-2 Under Coach L: 7-2
 Since rebirth in 1985: 16-15
 12/26/47 W 43-40 A
 12/21/48 W 58-52 H
 12/22/48 L 80-48 H
 1/18/51 L 81-56 A
 2/9/55 L 78-72 H
 12/12/58 L 69-65 A
 12/28/62 W 86-85 H
 12/5/64 W 85-71 A
 1/6/68 W 100-84 H
 12/27/68 W 72-70 H
 12/5/69 W 85-67 A
 1/29/92 L 82-52 A
 2/4/92 L 77-55 H
 3/12/92 W 83-71 N[^]
 1/6/93 -- 24 L 85-78 A
 1/23/93 -- 20 L 86-84 H
 1/12/94 L 83-55 A

ALL-TIME SERIES RESULTS DATE / UM RANK / OPPONENT RANK / RESULT / LOCATION

2/1/94		L	80-71	H
2/18/95		L	67-61	A
2/25/95		W	76-68	OT H
1/20/96		W	66-57	H
1/8/97		L	76-72	A
2/5/97		W	78-63	H
1/3/98		W	73-65	A
1/30/99	23/25	--	L	60-54
2/23/99	11/13	--	W	85-52
2/1/00		W	64-60	H
2/31/00		W	74-66	A
1/8/01		L	62-51	A
3/7/01		L	78-69	N [^]
1/15/02	24/20	--	W	76-69
3/8/02	21/21	7/7	L	76-71
1/10/04	--	1/10	L	84-80
2/5/14	--	25/22	L	59-55
3/4/15		W	67-63	A
2/9/16	12/11	--	W	65-63
1/14/17		W	72-46	A
12/30/17	15/16	--	W	67-53
1/31/18		W	69-57	H
3/5/19		W	76-63	H
1/12/20		W	66-58	H
2/2/20		L	62-57	A

[^] BIG EAST Tournament

PONCE DE LEON (0-1)

Home:	0-1	Away:	0-0
Neutral:	0-0	Under Coach L:	0-0
Since rebirth in 1985:	0-0		
1928-29	L	12-11	H

PRINCETON (3-1)

Home:	2-1	Away:	0-0	
Neutral:	1-0	Under Coach L:	2-0	
Since rebirth in 1985:	2-0			
12/28/48	W	37-35	H	
12/29/48	L	62-55	2OT H	
12/29/15	13/15	--	W	76-64
12/2/17	10/13	--	W	80-52

PROVIDENCE (15-16)

Home:	7-6	Away:	7-8	
Neutral:	1-2	Under Coach L:	0-1	
Since rebirth in 1985:	14-15			
12/8/62	W	82-75	A	
3/19/63	L	106-96	N+	
1/20/87	L	92-88	H	
1/27/88	W	83-77	A	
1/24/89	--	20	L	106-91
2/21/90	L	101-67	A	
2/12/92	L	73-51	H	
3/7/92	L	62-57	A	
1/19/93	W	75-66	H	
2/16/93	L	75-60	A	
1/8/94	L	81-59	A	
2/26/94	L	88-60	H	
1/18/95	W	81-75	A	
2/11/95	W	69-63	H	
2/14/96	L	77-54	A	
3/2/96	W	66-59	H	
1/15/97	W	71-69	H	
2/4/98	W	64-54	H	
2/18/98	L	59-57	A	
2/13/99	16/21	--	W	69-65
2/16/00	L	47-45	H	
7/16/01	W	78-64	A	

1/20/01		L	80-70	H
1/19/02	24/20	--	W	102-96
2/26/02	22/18	--	W	81-65
1/29/03		W	60-57	H
2/18/03		L	73-63	A
2/21/04	--	19/17	L	70-57
1/11/07		W	64-58	N
3/18/09		W	78-66	A+
12/22/14		L	76-62	N
+ NIT				

PURDUE (0-3)

Home:	0-0	Away:	0-1	
Neutral:	0-2	Under Coach L:	0-1	
Since rebirth in 1985:	0-3			
12/30/87	--	11	L	110-82
3/14/99	10/12	--	L	73-63
11/29/11		L	76-65	A

\$ NCAA Tournament

QUINNIPIAC (2-0)

Home:	2-0	Away:	0-0
Neutral:	0-0	Under Coach L:	1-0
Since rebirth in 1985:	2-0		
12/29/99	W	80-66	H
11/16/19	W	80-52	H

RADFORD (1-0)

Home:	0-0	Away:	0-0
Neutral:	1-0	Under Coach L:	0-0
Since rebirth in 1985:	1-0		
1/10/87	W	66-62	N

REDLAND (1-0)

Home:	1-0	Away:	0-0
Neutral:	0-0	Under Coach L:	0-0
Since rebirth in 1985:	0-0		
1928-29	W	42-11	H

RHODE ISLAND (4-1)

Home:	3-0	Away:	1-0
Neutral:	0-1	Under Coach L:	0-0
Since rebirth in 1985:	0-1		
1/3/62	W	80-70	H
12/6/62	W	88-80	A
1/4/64	W	105-88	H
1/5/70	W	105-95	H
11/25/03	L	54-53	N

RICE (1-0)

Home:	0-0	Away:	0-0
Neutral:	1-0	Under Coach L:	0-0
Since rebirth in 1985:	1-0		
12/22/10	W	73-67	N

RICHMOND (1-0)

Home:	0-0	Away:	1-0
Neutral:	0-0	Under Coach L:	1-0
Since rebirth in 1985:	1-0		
3/24/15	W	63-61	A+
+ NIT			

RIDER (1-0)

Home:	1-0	Away:	0-0
Neutral:	0-0	Under Coach L:	0-0
Since rebirth in 1985:	1-0		
12/18/85	W	81-58	H

RIO GRANDE (0-1)

Home:	0-1	Away:	0-0
Neutral:	0-0	Under Coach L:	0-0
Since rebirth in 1985:	0-0		
12/19/53	L	89-88	H

ROBERT MORRIS (2-0)

Home:	2-0	Away:	0-0	
Neutral:	0-0	Under Coach L:	0-0	
Since rebirth in 1985:	2-0			
11/30/94	W	66-51	H	
12/14/08	/25	--	W	70-62

ROLLINS (36-13)

Home:	20-4	Away:	16-9	
Neutral:	0-0	Under Coach L:	0-0	
Since rebirth in 1985:	0-0			
1/14/28	W	52-15	H	
1/23/28	L	32-21	A	
1928-29	W	34-15	H	
1928-29	W	34-13	A	
1930-31	L	32-22	H	
1930-31	W	41-39	H	
1930-31	L	39-36	A	
1930-31	L	26-22	A	
1938-39	W	48-29	H	
1938-39	L	49-45	H	
1938-39	W	52-39	A	
1938-39	L	42-28	A	
1939-40	L	51-50	H	
1939-40	L	38-25	H	
1939-40	L	56-49	A	
1939-40	W	50-49	A	
1940-41	W	55-29	H	
1940-41	W	57-41	H	
1940-41	W	44-35	A	
2/11/50	W	70-54	A	
12/7/50	L	59-58	A	
1/10/51	W	79-54	H	
12/15/51	L	78-63	A	
2/15/52	W	98-61	H	
2/5/53	W	68-60	A	
2/12/53	W	95-69	H	
2/4/54	L	85-71	A	
1/8/55	W	93-76	H	
2/12/55	W	77-69	A	
1/21/56	W	86-72	H	
2/9/56	W	89-82	A	
1/19/57	W	63-51	H	
2/7/57	W	93-86	A	
1/13/58	W	90-71	H	
1/30/58	L	72-68	A	
12/3/58	W	104-87	H	
2/6/59	W	84-81	A	
12/1/59	W	110-86	H	
2/2/60	11	--	W	90-79
12/1/60	W	80-62	A	
2/1/61	W	103-75	H	
1/31/62	W	89-67	A	
2/19/62	W	92-54	H	
1/30/63	18	--	W	120-72
2/12/63	W	144-75	H	
12/19/63	W	108-90	H	
1/28/64	W	127-85	A	
1/23/65	/t-19	--	W	128-95
2/23/65	/17	W	148-79	H

ALL-TIME SERIES RESULTS DATE / UM RANK / OPPONENT RANK / RESULT / LOCATON

RUTGERS (10-6)

Home: 6-1 Away: 3-5
 Neutral: 1-0 Under Coach L: 2-1
 Since rebirth in 1985: 10-6

1/3/89	W 99-94	OT	A
2/25/96	L 71-55		A
3/6/96	W 77-67		N^
2/2/97	L 60-59		A
2/8/97	W 53-50		H
12/2/97	W 63-55		H
1/13/99	W 74-62		A
2/27/99	11/13 --	W 68-63	H
2/5/00	W 58-52		A
2/17/02	13/11 --	L 64-61	A
1/21/04	W 73-63		H
2/4/04	L 72-70	OT	A
11/21/10	L 61-45		A
11/15/11	W 72-57		H
11/30/16	W 73-61		H
11/28/18	L 57-54		H

^ BIG EAST Tournament

SACRED HEART (1-0)

Home: 1-0 Away: 0-0
 Neutral: 0-0 Under Coach L: 0-0
 Since rebirth in 1985: 1-0

1/2/06	W 63-57		H
--------	---------	--	---

ST. FRANCIS BROOKLYN (1-1)

Home: 0-1 Away: 0-0
 Neutral: 1-0 Under Coach L: 0-1
 Since rebirth in 1985: 0-1

3/16/63	W 71-70		N+
11/8/13	L 66-62	OT	H

+ NIT

ST. FRANCIS (PA) (2-0)

Home: 2-0 Away: 0-0
 Neutral: 0-0 Under Coach L: 0-0
 Since rebirth in 1985: 2-0

1/5/87	W 85-82		H
12/30/01	24/23 --	W 71-48	H

ST. JOHN'S (14-16)

Home: 8-5 Away: 6-11
 Neutral: 0-0 Under Coach L: 0-0
 Since rebirth in 1985: 13-14

1/3/63	W 67-59		A
12/12/64	-- 10/13	L 79-77	H
2/25/67	-- 17	L 97-70	A
1/4/92	L 83-69		A
1/14/92	-- 17	W 45-42	H
1/16/93	L 78-74		A
2/20/93	-- 25	W 82-77	H
1/22/94	L 75-63		H
2/8/94	L 78-63		A
1/11/95	W 82-79		A
2/13/95	W 71-69		H
2/20/96	W 96-91	2OT	H
12/3/96	L 61-57		H
2/22/97	L 77-73		A
3/5/97	W 76-68	OT	A^
1/13/98	L 73-64		A
1/6/99	-- 10/9	W 84-79	H
2/3/99	25 9/10	W 73-70	A
3/5/99	9/10 10/9	L 62-59	A^
3/5/00	-- 18/21	W 74-70	H
3/10/00	23 19/20	L 58-57	A^

1/22/01	L 67-63	OT	A
2/10/01	L 85-79	2OT	H
1/8/02	21/20	L 71-60	A
2/13/02	13/11	W 79-56	H
2/2/03	L 77-74		A
3/8/03	L 76-73		H
1/14/04	W 70-64		A
12/2/07	W 66-47		H
12/27/08	W 70-56		A

^ BIG EAST Tournament

ST. JOSEPH'S (PA) (1-3)

Home: 1-0 Away: 0-2
 Neutral: 0-1 Under Coach L: 0-0
 Since rebirth in 1985: 1-1

1/20/51	L 58-47		A
3/12/64	L 86-76		N+
1/3/91	L 92-79		A
2/6/91	W 87-64		H

+ NIT

ST. LOUIS (0-2)

Home: 0-0 Away: 0-0
 Neutral: 0-2 Under Coach L: 0-0
 Since rebirth in 1985: 0-1

3/16/61	L 58-56		N+
12/23/88	L 86-71		N

+ NIT

ST. MARY'S (CA) (5-0)

Home: 4-0 Away: 1-0
 Neutral: 0-0 Under Coach L: 0-0
 Since rebirth in 1985: 1-0

12/12/63	W 101-86		A
12/15/64	W 89-77		H
12/4/67	W 77-70		H
12/19/69	W 91-84		H
3/21/08	W 78-64		N\$

\$ NCAA Tournament

ST. PETER'S (1-0)

Home: 1-0 Away: 0-0
 Neutral: 0-0 Under Coach L: 0-0
 Since rebirth in 1985: 0-0

1/19/63	W 91-75		H
---------	---------	--	---

ST. THOMAS (2-0)

Home: 2-0 Away: 0-0
 Neutral: 0-0 Under Coach L: 0-0
 Since rebirth in 1985: 1-0

12/3/69	W 62-60		H
12/17/87	W 71-47		H

Formerly Biscayne College

SAM HOUSTON STATE (1-0)

Home: 1-0 Away: 0-0
 Neutral: 0-0 Under Coach L: 0-0
 Since rebirth in 1985: 1-0

12/17/93	W 73-58		H
----------	---------	--	---

SAN DIEGO (1-0)

Home: 0-0 Away: 0-0
 Neutral: 1-0 Under Coach L: 0-0
 Since rebirth in 1985: 1-0

11/24/08	22/21 --	W 80-45	N
----------	----------	---------	---

SAN DIEGO STATE (1-1)

Home: 0-1 Away: 1-0
 Neutral: 0-0 Under Coach L: 0-0
 Since rebirth in 1985: 1-1

1/31/87	W 83-82	OT	A
2/6/88	L 56-49		H

SAN FRANCISCO (2-1)

Home: 1-0 Away: 1-1
 Neutral: 0-0 Under Coach L: 0-0
 Since rebirth in 1985: 0-0

12/8/60	W 68-56		A
12/17/63	W 95-83		H
12/19/65	-- 11	L 105-89	A

SANTA CLARA (0-3)

Home: 0-0 Away: 0-3
 Neutral: 0-0 Under Coach L: 0-0
 Since rebirth in 1985: 0-0

12/6/60	L 66-65		A
12/10/63	L 86-77		A
12/7/65	L 78-74		A

SAVANNAH STATE (5-0)

Home: 4-0 Away: 1-0
 Neutral: 0-0 Under Coach L: 2-0
 Since rebirth in 1985: 5-0

3/2/89	W 107-98		H
11/30/02	W 91-57		H
1/3/04	W 105-65		H
12/19/13	W 68-51		A
12/8/14	20/21 --	W 70-39	H

SEBRING A.C. (1-0)

Home: 0-0 Away: 1-0
 Neutral: 0-0 Under Coach L: 0-0
 Since rebirth in 1985: 0-0

2/16/28	W 36-23		A
---------	---------	--	---

SEBRING FIREMEN (1-0)

Home: 0-0 Away: 1-0
 Neutral: 0-0 Under Coach L: 0-0
 Since rebirth in 1985: 0-0

1930-31	W 38-35		A
---------	---------	--	---

SETON HALL (8-16)

Home: 5-7 Away: 3-6
 Neutral: 0-3 Under Coach L: 0-1
 Since rebirth in 1985: 7-14

12/29/56	L 92-80		H	
12/29/69	L 93-90		H	
1/4/71	W 89-81		H	
1/7/92	-- 18	L 64-52	A	
3/4/92	-- 22	L 90-82	OT	H
12/7/92	-- 6	L 65-56	A	
2/23/93	-- 14	L 85-73	H	
1/26/94	L 77-48		H	
2/19/94	L 85-63		A	
3/10/94	L 69-51		N^	
1/2/95	L 72-54		A	
2/22/95	W 61-57		H	
12/2/95	W 80-70		H	
1/10/96	L 66-63		A	
2/10/97	W 61-51		A	
12/31/97	W 78-65		A	
2/24/98	L 76-71		H	
1/27/99	23/25 --	W 77-71	H	
1/11/00	W 71-64		A	

ALL-TIME SERIES RESULTS DATE / UM RANK / OPPONENT RANK / RESULT / LOCATION

2/1/01	--	22/25	W 72-66	H
1/18/03		L	76-53	A
3/12/03		L	67-52	N*
2/24/04		L	76-66	H
11/25/18		L	83-81	N

^ BIG EAST Tournament

SHENANDOAH PRESB. (1-0)

Under Coach L: 0-0				
Since rebirth in 1985: 0-0				
1940-41		W	50-36	

SOUTH ALABAMA (1-0)

Home: 1-0				
Away: 0-0				
Neutral: 0-0				
Under Coach L: 1-0				
Since rebirth in 1985: 1-0				
11/28/14	17/20	--	W 87-75	H

SOUTH CAROLINA (6-3)

Home: 5-2				
Away: 0-1				
Neutral: 1-0				
Under Coach L: 0-0				
Since rebirth in 1985: 1-2				
12/17/48		W	59-40	H
12/18/48		W	65-64	H
12/14/49		W	64-54	H
12/15/49		W	57-56	H
2/5/55		L	83-77	H
1/2/60	15	--	W 107-106	OT H
12/5/87		L	76-63	H
3/15/05		L	69-67	A+
11/22/09		W	85-70	N

+ NIT

SOUTH CAROLINA STATE (2-1)

Home: 2-1				
Away: 0-0				
Neutral: 0-0				
Under Coach L: 1-0				
Since rebirth in 1985: 2-1				
11/23/04		L	60-50	H
12/12/09		W	91-54	H
12/6/16		W	82-46	H

SOUTH CAROLINA UPSTATE (1-0)

Home: 1-0				
Away: 0-0				
Neutral: 0-0				
Under Coach L: 0-0				
Since rebirth in 1985: 1-0				
11/28/09		W	70-41	H

USF (6-2)

Home: 4-0				
Away: 2-2				
Neutral: 0-0				
Under Coach L: 0-0				
Since rebirth in 1985: 6-2				
1/23/88		W	80-75	H
3/1/88		W	92-71	A
2/6/89		W	106-104	2OT H
2/18/89		W	85-78	A
1/6/90		L	93-77	A
2/24/90		W	81-73	H
12/5/90		L	79-71	A
2/25/91		W	67-58	H

SOUTHERN CAL (0-2)

Home: 0-0				
Away: 0-1				
Neutral: 0-1				
Under Coach L: 0-0				
Since rebirth in 1985: 0-2				
12/1/90		L	92-71	A
12/27/92		L	86-66	N

SOUTHERN ILLINOIS (1-0)				
Home: 0-0				
Away: 1-0				
Neutral: 0-0				
Under Coach L: 0-0				
Since rebirth in 1985: 1-0				
11/14/97		W	73-61	A

SMU (0-2)

Home: 0-1				
Away: 0-1				
Neutral: 0-0				
Under Coach L: 0-0				
Since rebirth in 1985: 0-2				
12/19/90		L	93-88	2OT A
12/20/91		L	69-60	H

SOUTHERN MISS (2-1)

Home: 1-0				
Away: 0-1				
Neutral: 1-0				
Under Coach L: 0-0				
Since rebirth in 1985: 1-0				
12/1/55		L	63-61	A
2/16/57		W	85-78	H
11/21/08	17/16	--	W 70-60	N

Formerly Mississippi Southern

SOUTHWEST TEXAS STATE (0-1)

Home: 0-1				
Away: 0-0				
Neutral: 0-0				
Under Coach L: 0-0				
Since rebirth in 1985: 0-0				
12/4/92		L	60-57	H

SPRING HILL COLLEGE (0-2)

Home: 0-1				
Away: 0-1				
Neutral: 0-0				
Under Coach L: 0-0				
Since rebirth in 1985: 0-0				
12/14/55		L	79-71	A
2/2/57		L	84-75	H

STANFORD (2-2)

Home: 0-0				
Away: 0-1				
Neutral: 2-1				
Under Coach L: 1-1				
Since rebirth in 1985: 2-2				
12/30/86		W	71-58	N
1/16/89		L	93-59	A
4/2/15		L	66-64	OT N+
11/24/16		W	67-53	N

+ NIT

STEPHEN F. AUSTIN (1-0)

Home: 1-0				
Away: 0-0				
Neutral: 0-0				
Under Coach L: 1-0				
Since rebirth in 1985: 1-0				
11/13/18		W	96-58	H

STETSON (49-33)

Home: 30-13				
Away: 19-20				
Neutral: 0-0				
Under Coach L: 1-0				
Since rebirth in 1985: 9-0				
1/20/28		W	33-25	H
1/24/28		L	32-26	A
1928-29		W	35-13	H
1928-29		L	20-13	A
1930-31		L	36-16	H
1930-31		L	37-15	A
1939-40		L	33-29	H
1939-40		L	39-27	H
1939-40		L	48-42	A
1939-40		L	46-37	A
1940-41		L	46-29	H
1940-41		L	51-41	H
1940-41		L	45-40	A

1940-41		W	40-35	A
1941-42		L	47-42	A
1941-42		L	42-34	A
1941-42		L	44-37	H
1941-42		W	46-36	H
1/24/47		L	53-46	H
1/25/47		W	74-50	H
2/21/47		W	54-41	A
2/22/47		W	44-38	A
1/16/48		L	49-46	A
1/17/48		W	59-39	A
2/14/48		L	41-36	H
2/5/49		W	53-42	H
2/11/49		W	81-46	A
2/12/49		W	70-58	A
1/7/50		W	65-58	H
2/8/50		W	88-61	A
2/9/50		W	82-63	A
1/24/51		W	82-55	H
2/14/51		W	78-66	A
1/14/52		W	88-57	H
2/9/52		W	80-74	A
1/12/53		W	71-70	H
2/4/53		L	80-77	A
1/18/54		L	85-63	H
2/11/54		L	108-56	A
2/14/55		L	89-85	A
2/22/55		W	79-77	H
1/16/56		W	85-79	H
2/8/56		L	91-84	A
1/7/57		W	89-81	H
2/6/57		L	95-93	A
1/8/58		W	103-80	H
2/15/58		W	92-85	A
2/5/59		L	110-97	A
2/19/59		W	99-81	H
2/5/60		W	94-86	A
2/11/60	10	--	L 73-72	H
2/3/61		L	76-68	A
2/15/61		W	91-84	H
2/2/62		W	79-70	A
2/13/62		W	86-78	H
2/1/63	18	--	L 66-64	A
2/26/63		W	75-60	H
1/31/64		W	81-75	A
2/22/64		W	87-70	H
2/4/65		W	86-84	A
2/16/65		W	95-84	H
1/27/66		W	89-78	A
2/24/66		W	86-77	H
1/26/67		L	56-53	A
2/14/67		W	95-84	H
1/26/68		W	72-67	A
2/20/68		W	88-71	H
1/29/69		W	98-90	A
2/4/69		L	87-83	H
1/24/70		L	116-88	A
2/21/70		L	95-86	H
1/30/71		L	90-74	A
2/8/71		L	91-76	H
12/2/03		W	91-70	H
12/18/04		W	81-50	H
12/27/05		W	65-56	H
12/16/06		W	89-64	H
12/17/07	22/22	--	W 89-53	H
11/29/08	22/21	--	W 79-65	H
12/16/09		W	69-49	A
12/12/10		W	68-54	H
11/9/12		W	87-79	H

ALL-TIME SERIES RESULTS DATE / UM RANK / OPPONENT RANK / RESULT / LOCATION

SYRACUSE (9-19)

Home: 5-10 Away: 3-9
 Neutral: 1-0 Under Coach L: 4-5
 Since rebirth in 1985: 9-18

12/28/63		L	86-85	OT	H
1/11/92	-- 20	L	73-57		A
2/29/92	-- 22	L	68-63		H
1/9/93	-- 21	L	89-81		A
2/6/93		W	81-74		H
12/22/93	-- 21/18	L	81-52		A
3/1/94	-- 14	L	71-69		H
12/6/94	-- 19/19	L	83-65		H
1/28/95	-- 6/6	L	76-51		A
1/3/96	-- 11/12	W	75-66		H
2/1/96	-- 18/16	L	72-51		A
12/7/96	-- 19/17	W	67-63		H
1/18/98	-- 15/15	L	85-67		A
2/10/98	-- 23/20	L	72-63		H
2/8/99	16/21	18/17	W 76-63		A
1/8/00	-- 7/8	L	67-55		H
2/13/01	-- 10/7	W	68-57		A
1/26/03		L	54-49		H
2/14/04	-- /25	L	91-74		H
1/4/14	-- 2/2	L	49-44		A
1/25/14	-- 2/2	L	64-52		H
1/24/15		W	66-62		A
1/2/16	13/15	--	W 64-51		H
1/4/17		L	70-55		A
3/8/17		W	62-57	N#	
2/17/18		L	62-55		H
1/24/19		L	73-53		A
3/7/20		W	69-65	OT	H

ACC Tournament

TAMPA (44-10)

Home: 24-3 Away: 20-7
 Neutral: 0-0 Under Coach L: 0-0
 Since rebirth in 1985: 0-0

1939-40		W	39-31		A
1941-42		W	38-34		H
1941-42		W	52-38		H
2/18/46		W	44-23		A
1/10/47		W	53-27		H
1/11/47		W	52-34		H
1/31/47		W	53-25		A
2/1/47		W	82-36		A
12/12/47		L	47-35		H
12/13/47		W	58-46		H
2/3/48		W	60-55		A
2/4/48		W	86-67		A
2/19/49		W	74-57		H
2/25/49		L	81-58		A
1/6/50		W	76-61		H
2/6/50		L	67-55		A
1/12/51		L	77-75	OT	H
2/24/51		L	94-74		A
1/18/52		W	87-61		H
2/23/52		W	87-78		A
1/16/53		L	72-65		H
2/21/53		L	86-84		A
2/12/54		W	69-65		A
2/22/54		W	67-59		H
1/17/55		W	103-76		H
2/17/55		W	105-89		A
12/6/55		W	96-59		H
2/11/56		W	94-74		A
12/11/56		W	97-84		H
2/9/57		W	78-77		A

12/5/57		W	69-67		H
1/31/58		W	90-84		A
12/5/58		W	113-71		H
2/3/59		W	86-84		A
12/5/59		W	98-65		H
2/3/60		W	74-73		A
12/3/60		W	93-64		H
2/18/61		W	108-99		A
1/30/62		L	113-95		A
2/17/62		W	96-81		H
1/29/63		W	78-76		A
2/18/63		W	112-91		H
12/3/63		W	101-95		H
1/29/64		W	134-104		A
12/1/64		W	136-119		A
2/9/65		W	141-110		H
12/1/65		W	120-91		H
1/29/66		W	83-71		A
12/1/66		W	72-63		A
1/16/67		W	97-86		H
12/12/67		W	104-103		H
1/10/68		L	78-76		A
1/6/69		L	62-61		A
2/18/69		W	95-79		H

TEACHERS COLL. OF CONN. (1-0)

Home: 1-0 Away: 0-0
 Neutral: 0-0 Under Coach L: 0-0
 Since rebirth in 1985: 0-0

12/15/50		W	60-48		H
----------	--	---	-------	--	---

TEMPLE (3-2)

Home: 0-1 Away: 0-1
 Neutral: 3-0 Under Coach L: 2-0
 Since rebirth in 1985: 3-1

12/29/61		L	85-67		H
12/20/03		W	72-66		N
12/27/05		L	73-56		A
3/31/15		W	60-57	N+	
12/17/19		W	78-77		N

+ NIT

TENNESSEE (1-3)

Home: 0-1 Away: 0-1
 Neutral: 1-1 Under Coach L: 0-0
 Since rebirth in 1985: 1-2

12/17/54		L	89-80		N
12/1/91		W	72-60		N
12/27/95		L	56-54		H
12/22/96		L	78-65		A

TENNESSEE-MARTIN (1-0)

Home: 1-0 Away: 0-0
 Neutral: 0-0 Under Coach L: 0-0
 Since rebirth in 1985: 1-0

12/29/00		W	70-54		H
----------	--	---	-------	--	---

TENNESSEE TECH (4-0)

Home: 3-0 Away: 0-0
 Neutral: 1-0 Under Coach L: 1-0
 Since rebirth in 1985: 3-0

3/7/47		W	55-51		N
2/8/89		W	111-101		H
12/23/04		W	69-57		H
11/11/11		W	69-58		H

TEXAS (1-2)

Home: 1-0 Away: 0-1
 Neutral: 0-1 Under Coach L: 0-0
 Since rebirth in 1985: 1-2

12/19/87		W	85-56		H
2/22/89		L	123-104		A
3/23/08	-- 7/7	L	75-72		N\$

\$ NCAA Tournament

TEXAS A&M (3-0)

Home: 2-0 Away: 1-0
 Neutral: 0-0 Under Coach L: 0-0
 Since rebirth in 1985: 2-0

12/19/56		W	86-80		H
12/9/01		W	64-55		A
11/26/02		W	78-72		H

TEXAS ARLINGTON (1-0)

Home: 0-0 Away: 0-0
 Neutral: 1-0 Under Coach L: 0-0
 Since rebirth in 1985: 1-0

11/13/05		W	76-65		N
----------	--	---	-------	--	---

TEXAS CHRISTIAN (0-1)

Home: 0-0 Away: 0-0
 Neutral: 0-1 Under Coach L: 0-0
 Since rebirth in 1985: 0-0

12/14/57		L	82-59		N
----------	--	---	-------	--	---

TEXAS RIO GRANDE VALLEY (1-0)

Home: 1-0 Away: 0-0
 Neutral: 0-0 Under Coach L: 1-0
 Since rebirth in 1985: 1-0

11/13/15		W	86-59		H
----------	--	---	-------	--	---

TEXAS SOUTHERN (1-0)

Home: 1-0 Away: 0-0
 Neutral: 0-0 Under Coach L: 1-0
 Since rebirth in 1985: 1-0

11/14/13		W	84-69		H
----------	--	---	-------	--	---

TEXAS TECH (1-0)

Home: 1-0 Away: 0-0
 Neutral: 0-0 Under Coach L: 0-0
 Since rebirth in 1985: 0-0

12/22/52		W	79-64		H
----------	--	---	-------	--	---

TOLEDO (1-0)

Home: 0-0 Away: 1-0
 Neutral: 0-0 Under Coach L: 0-0
 Since rebirth in 1985: 0-0

12/6/56		W	68-67		A
---------	--	---	-------	--	---

TORONTO (1-0)

Home: 1-0 Away: 0-0
 Neutral: 0-0 Under Coach L: 0-0
 Since rebirth in 1985: 0-0

1/8/59		W	97-75		H
--------	--	---	-------	--	---

TOWSON (1-0)

Home: 1-0 Away: 0-0
 Neutral: 0-0 Under Coach L: 0-0
 Since rebirth in 1985: 1-0

1/11/86		W	71-66		H
---------	--	---	-------	--	---

ALL-TIME SERIES RESULTS DATE / UM RANK / OPPONENT RANK / RESULT / LOCATION

TULANE (5-4)

Home: 4-2 Away: 0-2
 Neutral: 1-0 Under Coach L: 0-0
 Since rebirth in 1985: 2-0

1/22/47	L	60-39	H
12/29/55	W	86-75	H
12/29/58	W	94-72	H
2/3/68	L	99-88	A
1/16/69	L	90-79	H
1/29/70	L	105-90	A
1/16/71	W	74-71	H
3/3/90	W	93-60	H
11/19/09	W	74-54	N

TULSA (1-1)

Home: 1-0 Away: 0-0
 Neutral: 0-1 Under Coach L: 0-0
 Since rebirth in 1985: 0-1

2/22/62	W	83-66	H	
3/24/00	23/25	18/19	L 80-71	N\$

\$ NCAA Tournament

TURNER'S SPORTS SHOP (2-2)

Home: 2-2 Away: 0-0
 Neutral: 0-0 Under Coach L: 0-0
 Since rebirth in 1985: 0-0

1928-29	W	43-23	H
1928-29	W	36-17	H
1928-29	L	36-27	H
1930-31	L	33-24	H

UCLA (0-4)

Home: 0-1 Away: 0-2
 Neutral: 0-1 Under Coach L: 0-0
 Since rebirth in 1985: 0-3

12/12/69	-- 2	L	127-69	A
12/21/85		L	109-64	A
12/1/88		L	91-66	H
3/13/98	-- 19/20	L	65-62	N \$

\$ NCAA Tournament

UNLV (0-2)

Home: 0-1 Away: 0-1
 Neutral: 0-0 Under Coach L: 0-0
 Since rebirth in 1985: 0-2

12/28/94	L	56-55	H
11/29/96	L	55-43	A

UTAH (2-0)

Home: 1-0 Away: 0-0
 Neutral: 1-0 Under Coach L: 1-0
 Since rebirth in 1985: 1-0

1/3/66	W	88-87	H	
11/20/15	-- 16	W	90-66	N

VALPARAISO (1-1)

Home: 1-1 Away: 0-0
 Neutral: 0-0 Under Coach L: 1-0
 Since rebirth in 1985: 1-0

12/28/56	L	81-76	H
3/14/12	W	66-50	H+

+ NIT

VILLANOVA (10-14)

Home: 5-6 Away: 5-7
 Neutral: 0-1 Under Coach L: 0-1
 Since rebirth in 1985: 10-14

2/18/92	L	74-50	A	
2/25/92	L	61-50	H	
1/30/93	L	82-69	A	
3/6/93	W	77-76	H	
2/12/94	L	77-58	H	
3/5/94	L	83-63	A	
1/25/95	-- 22/25	L	92-62	H
2/7/95	-- 16/18	L	73-63	A
12/5/95	-- 2/2	L	70-68	H
1/27/96	-- 7/7	L	90-62	A
1/11/97	-- 8/7	W	61-59	A
1/22/98		W	78-63	H
1/31/98		L	78-75	A
2/16/99	16/21 --	W	103-82	H
1/11/00		W	67-66	A
2/17/01		W	80-62	A
3/3/01		W	65-53	H
1/24/02	22/19 --	W	76-58	H
2/5/02	12/11 --	W	65-56	A
2/8/03		L	72-67	OT H
2/25/03		L	75-56	A
1/25/04		L	76-69	H
3/2/04		W	59-56	A
3/24/16	10/11 6/6	L	92-69	N\$

\$ NCAA Tournament

VIRGINIA (12-12)

Home: 7-3 Away: 4-7
 Neutral: 1-2 Under Coach L: 3-8
 Since rebirth in 1985: 10-12

2/10/66	W	80-75	H	
12/10/66	W	80-78	A	
1/12/05	W	91-80	A	
3/10/05	L	66-65	N#	
1/24/06	L	71-51	A	
2/3/07	L	81-70	A	
2/21/07	-- 24/19	W	68-60	H
3/1/08		W	95-93	H
2/26/09		W	62-55	A
1/16/10	23 --	L	75-57	A
2/23/10		W	74-62	H
2/5/11		W	70-68	OT H
3/10/11		W	69-62	OT N#
1/7/12	-- 21/23	L	52-51	A
2/19/13	2/2 --	W	54-50	H
2/26/14	-- 12/11	L	65-40	A
1/3/15	-- 3/3	L	89-80	2OT H
1/12/16	8/9 13/11	L	66-58	A
2/22/16	12/11 3	W	64-61	H
3/11/16	11 4	L	73-68	N#
2/20/17	-- 18/19	W	54-48	OT A
2/13/18	-- 1/3	L	59-50	H
2/2/19	-- 3/3	L	56-46	A
3/4/20	-- 22/22	L	46-44	H

ACC Tournament

VCU (3-1)

Home: 1-1 Away: 1-0
 Neutral: 1-0 Under Coach L: 0-0
 Since rebirth in 1985: 3-1

2/22/88	W	96-93	A
1/9/89	L	87-77	H
2/9/91	W	73-58	H
11/16/07	W	69-63	N

VIRGINIA TECH (24-17)

Home: 12-5 Away: 8-9
 Neutral: 4-3 Under Coach L: 14-7
 Since rebirth in 1985: 24-17

1/10/01	L	85-74	A	
2/6/01		W	86-61	H
1/12/02	21/20 --	W	77-68	A
3/2/02	22/18 --	W	83-77	H
2/11/03		W	85-65	H
3/5/03		W	79-71	A
1/17/04		W	65-59	A
2/2/05		L	73-63	H
2/19/05		L	71-58	A
2/22/06		W	70-59	H
1/23/07	-- 24/23	L	92-85	H
2/24/07		L	73-57	A
2/9/08		W	74-71	A
3/14/08		L	63-49	N#
1/25/09		L	88-83	OT H
3/12/09		L	65-47	N#
1/13/10	23 --	L	81-66	A
1/31/10		W	82-75	H
3/12/10		W	70-65	N#
1/30/11		L	72-68	A
2/9/12		W	65-49	H
1/30/13	14/15 --	W	73-64	A
2/27/13	5/7 --	W	76-58	H
12/8/13		L	61-60	OT H
2/15/14		L	52-45	A
3/12/14		W	57-53	N#
2/18/15		W	76-52	H
3/7/15		W	82-61	A
3/11/15		W	59-49	N#
2/17/16	11/10 --	W	65-49	H
3/5/16	7 --	L	77-62	A
3/10/16	11 --	W	88-82	N#
2/8/17	--	W	74-68	H
2/27/17	25/25 --	L	66-61	A
2/3/18		W	84-75	A
3/3/18		W	69-68	H
1/30/19	-- 12/11	L	82-70	H
3/8/19	-- 15/16	L	84-70	A
3/13/19	-- 16/15	L	71-56	N#
1/28/20		W	71-61	H
2/19/20		W	102-95	3OT A

ACC Tournament

VOLKS A.C. (0-1)

Home: 1-0 Away: 0-0
 Neutral: 0-0 Under Coach L: 0-0
 Since rebirth in 1985: 0-0

2/10/28	L	42-26	H
---------	---	-------	---

WAGNER (0-1)

Home: 0-1 Away: 0-0
 Neutral: 0-0 Under Coach L: 0-0
 Since rebirth in 1985: 0-1

12/29/93	L	57-55	H
----------	---	-------	---

WAKE FOREST (12-12)

Home: 9-2 Away: 1-10
 Neutral: 2-0 Under Coach L: 7-4
 Since rebirth in 1985: 12-11

2/5/40	L	46-17	A	
1/28/91	L	72-66	A	
1/29/05	-- 5/5	L	94-82	A
2/15/05	-- 5/5	L	68-63	H
1/31/06		W	78-69	H

ALL-TIME SERIES RESULTS DATE / UM RANK / OPPONENT RANK / RESULT / LOCATION

1/6/07		L 59-58	H
2/17/07		L 74-69	A
1/29/08		L 70-68	A
2/4/09	-- 7/6	W 79-52	H
1/9/10		W 67-66	H
2/2/10		L 62-53	A
3/11/10		W 83-62	N#
2/9/11		W 74-73	A
2/18/12		W 74-56	H
2/23/13	2/2 --	L 80-65	A
3/8/14		W 69-56	H
2/11/15		L 72-70	A
1/23/16	15/14 --	W 77-63	H
1/18/17		L 96-79	A
2/7/18	25/25 --	W 87-81	H
1/12/19		W 76-65	H
2/26/19		L 76-75	A
3/12/19		W 79-71	N#
2/15/20		W 71-54	H

ACC Tournament

WASHINGTON (0-3)

Home: 0-0	Away: 0-3
Neutral: 0-0	Under Coach L: 0-0
Since rebirth in 1985: 0-1	
12/1/67	L 96-54 A
12/2/67	L 81-80 A
1/15/90	L 83-67 A

WASHINGTON & LEE (1-0)

Home: 0-0	Away: 0-0
Neutral: 1-0	Under Coach L: 0-0
Since rebirth in 1985: 0-0	
12/18/54	W 80-75 N

WEST VIRGINIA (7-8)

Home: 5-3	Away: 2-5
Neutral: 0-0	Under Coach L: 0-1
Since rebirth in 1985: 7-7	
12/30/55	L 83-78 H
1/5/91	L 71-67 A
2/6/96	W 68-65 H
2/17/96	L 72-69 A
3/1/97	L 82-54 H
1/10/98	-- 25/21 L 98-84 A
2/28/98	-- 19/19 W 70-66 H
1/16/99	W 64-55 A
1/5/00	W 66-58 H
2/22/00	W 68-50 A
2/28/01	W 73-66 H
1/7/03	L 68-63 A
3/6/04	L 58-53 H
12/4/10	W 79-76 H
12/10/11	L 77-66 A

WESTERN CAROLINA (1-0)

Home: 1-0	Away: 0-0
Neutral: 0-0	Under Coach L: 1-0
Since rebirth in 1985: 1-0	
11/11/16	W 92-43 H

WESTERN KENTUCKY (1-13)

Home: 1-8	Away: 0-4
Neutral: 0-1	Under Coach L: 0-0
Since rebirth in 1985: 0-0	
3/8/47	L 55-46 A
1/21/49	L 78-45 H
1/22/49	L 63-47 H

1/27/50	L 65-61 H
1/28/50	L 78-61 H
2/15/50	L 79-57 A
2/16/50	L 83-47 A
1/16/51	L 89-47 A
1/26/51	L 68-64 H
1/25/52	L 102-74 H
1/22/53	L 98-56 H
1/31/59	W 109-95 H
3/8/60	8 -- L 107-84 N+
12/28/66	-- 17 L 94-89 H
+ NIT	

WICHITA STATE (2-0)

Home: 0-0	Away: 0-0
Neutral: 2-0	Under Coach L: 1-0
Since rebirth in 1985: 2-0	
12/30/88	W 81-59 N
3/19/16	10/11 -- W 65-57 N\$

WILLIAM & MARY (1-0)

Home: 1-0	Away: 0-0
Neutral: 0-0	Under Coach L: 0-0
Since rebirth in 1985: 0-0	
2/2/66	W 88-66 H

WINTHROP (2-2)

Home: 2-1	Away: 0-0
Neutral: 0-1	Under Coach L: 0-0
Since rebirth in 1985: 2-2	
12/14/86	L 63-55 H
1/9/88	W 62-60 H
12/16/96	W 81-56 H
12/29/07	19/19 -- L 76-70 N

WISCONSIN (0-2)

Home: 0-1	Away: 0-1
Neutral: 0-0	Under Coach L: 0-0
Since rebirth in 1985: 0-2	
12/7/85	L 88-66 A
12/8/86	L 65-54 H

WISCONSIN GREEN BAY (2-2)

Home: 0-2	Away: 1-0
Neutral: 1-0	Under Coach L: 0-1
Since rebirth in 1985: 2-2	
12/9/85	W 67-63 A
1/3/87	L 62-45 H
11/15/05	W 80-54 N
12/6/14	15/15 -- L 68-55 H

WOFFORD (3-0)

Home: 2-0	Away: 0-0
Neutral: 1-0	Under Coach L: 1-0
Since rebirth in 1985: 3-0	
11/20/04	W 67-64 H
12/10/05	W 71-40 H
12/3/16	W 74-57 N

XAVIER (2-1)

Home: 2-0	Away: 0-0
Neutral: 0-1	Under Coach L: 0-0
Since rebirth in 1985: 0-1	
2/2/56	W 77-75 H
12/29/59	W 87-69 H
11/27/04	L 83-70 OT N

YALE (4-3)

Home: 2-2	Away: 0-0
Neutral: 2-1	Under Coach L: 0-1
Since rebirth in 1985: 1-1	
12/29/50	L 78-62 H
12/27/51	L 70-68 H
12/27/55	W 92-90 H
12/28/64	W 86-71 H
12/20/68	W 77-71 N
12/29/86	W 78-75 OT N
12/1/18	L 77-73 N

YMHA (2-0)

Home: 2-0	Away: 0-0
Neutral: 0-0	Under Coach L: 0-0
Since rebirth in 1985: 0-0	
1940-41	W 48-39 H
12/15/48	W 61-46 H

7TH NAVAL DISTRICT (0-1)

Home: 0-1	Away: 0-0
Neutral: 0-0	Under Coach L: 0-0
Since rebirth in 1985: 0-0	
1/17/46	L 53-19 H

\$ NCAA Tournament

+ NIT

ACC Tournament

^ BIG EAST Tournament

YEAR-BY-YEAR RESULTS

[] MIAMI RANK #OPPONENT RANK

1926-27

Record: 7-1

Art Webb, Head Coach

1/8	Rollins	W	45-20
	YMCA	W	55-11
	St. Petersburg	W	45-23
	Havana	L	23-28
	Oglethorpe	W	49-26
	Stetson	W	38-18
	Florida Southern	W	54-24
	Florida	W	39-20
Season Totals:			348-170

1927-28

Record: 8-4

Art Webb, Head Coach

1/14	Rollins	W	52-15
1/20	Stetson	W	33-25
1/23	at Rollins	L	21-32
1/24	at Stetson	L	26-32
1/25	at Florida Southern	L	26-40
2/3	Havana	W	38-14
2/10	Volks AC	L	26-42
2/15	at Florida	W	40-39
2/16	at Sebring AC	W	36-23
2/18	Florida Southern	W	38-18
2/21	Mia Beach Canoe Club	W	52-21
2/23	Mia Beach Canoe Club	W	18-9
Season Totals:			406-310

1928-29

Record: 13-6

Tom McCann, Head Coach

	Rollins	W	34-15
	Havana	L	22-26
	Ponce de Leon	L	11-12
	Miami Beach	W	66-18
	Stetson	W	35-13
	Agoga	W	49-19
	at Rollins	W	34-13
	at Florida Southern	L	15-39
	at Stetson	L	13-20
	Church League All-Stars	W	68-23
	Turner's Sports Shop	W	43-17
	Turner's Sports Shop	W	36-17
	Florida Southern	W	36-29
	Junior C. of C.	W	25-24
	Agoga	W	63-33

	Junior C. of C.	L	23-28
	Redland	W	42-11
	City Hall	W	28-20
	Turner's Sports Shop	L	27-36
Season Totals:			670-419

No team in 1929-30

1930-31

Record: 3-7

Art Webb, Head Coach

	Turner's Sports Shop	L	24-33
	Rollins	L	22-32
	Rollins	W	41-39
	Florida Southern	W	27-24
	Stetson	L	16-36
	at Sebring Fireman	W	38-35
	at Stetson	L	15-37
	at Florida Southern	L	21-40
	at Rollins	L	26-29
	at Rollins	L	22-26

Season Totals: 252-331

1931-32

Record: 17-1

Tom McCann, Head Coach

Won South Florida AAU title

No team from 1932-33 to 1937-38

1938-39

Record: 4-6

Hart Morris, Head Coach

	Havana	W	38-34
	Havana	W	46-40
	Rollins	W	48-29
	Rollins	L	45-49
	at Rollins	W	52-39
	at Rollins	L	28-42
	at Mercer	L	37-56
	at Georgia	L	19-41
	Jewish Progressive AA, Atlanta	L	24-39
	Albany Ga. Blues	L	35-53

Season Totals: 372-422



YEAR-BY-YEAR RESULTS

[] MIAMI RANK #OPPONENT RANK

1939-40

Record: 8-12

Hart Morris, Head Coach

Stetson	L	29-33
Stetson	L	27-39
Rollins	L	50-51
Rollins	L	25-38
at NC State	L	35-46
2/5 at Wake Forest	L	17-46
at Elon	L	30-58
2/8 at Florida	L	23-36
2/9 at Florida	L	26-53
at Tampa	W	39-31
at Florida Southern	W	43-42
at Rollins	L	49-56
at Rollins	W	50-49
at Stetson	L	43-48
at Stetson	L	37-46
at Florida Southern	W	37-30
Eastern Air Lines	W	30-25
Boynton %	W	41-29
Pi Chi %	W	42-29
Freshmen %	W	43-39

Season Totals: 716-824

% Gold Ball Tournament

1940-41

Record: 10-6

Hart Morris, Head Coach

Stetson	L	29-46
Stetson	L	41-51
YMHA	W	48-39
Rollins	W	55-29
Rollins	W	57-41
at Florida Southern	W	57-43
at Rollins	W	44-35
at Stetson	L	40-45
at Stetson	W	40-35
Florida Southern	W	41-33
Florida Southern	L	38-50
2/21 Florida	L	35-48
2/22 Florida	L	50-62
Pi Chi %	W	45-27
Shenandoah Presbyterian %	W	50-36
Freshmen %	W	37-34

Season Totals: 707-654

% Gold Ball Tournament

1941-42

Record: 9-7

Hart Morris, Head Coach

Marshall	L	33-37
Jacksonville Navy	W	44-18
Florida Southern	W	41-21
Florida Southern	W	40-25
Alumni	W	52-32
2/5 at Florida	L	31-47
2/6 at Florida	L	34-37
at Florida Southern	W	41-34
at Florida Southern	W	38-32
at Stetson	L	42-47
at Stetson	L	34-42
Tampa	W	38-34
Tampa	W	52-38
at Jacksonville Navy	L	25-46
Stetson	L	37-44
Stetson	W	46-36

Season Totals: 628-570

No team from 1942-43 to 1944-45

1945-46

Record: 8-5

W.H. Steers, Head Coach

1/11 Coast Guard	W	46-45
1/16 Navy Rec. Barracks	L	43-46
1/17 7th Navy District	L	19-53
1/25 Boca Raton AAF	L	40-55
1/26 Coast Guard	W	54-45
2/4 Ft. Lauderdale NAS	L	31-32
2/5 Boca Raton AAF	L	41-48
2/9 Caribbean A.S.	W	46-41
2/11 Florida Southern	W	45-40
2/12 Florida Southern	W	53-47
2/18 at Tampa	W	44-23
2/19 at McDill Field	W	54-50
2/20 at Florida Southern	W	46-43

Season Totals: 560-568

1946-47

Record: 20-7

Hart Morris, Head Coach

12/13 Florida Southern	W	38-25
12/14 Florida Southern	L	25-41
12/20 Florida	W	36-33
12/21 Florida	W	39-35
1/3 at Florida	L	28-42
1/4 at Florida	L	28-61
1/10 Tampa	W	53-27

YEAR-BY-YEAR RESULTS

[] MIAMI RANK #OPPONENT RANK

1/11	Tampa	W	52-34
1/17	at Miami (Ohio)	L	44-60
1/18	at Morehead State	W	61-56
1/22	Tulane	L	39-60
1/24	Stetson	L	46-53
1/25	Stetson	W	74-50
1/29	at Boca Raton AAF	W	61-43
1/31	at Tampa	W	53-25
2/1	at Tampa	W	82-36
2/6	Cincinnati	W	57-54
2/7	at Florida Southern	W	55-43
2/8	at Florida Southern >	W	61-43
2/14	Pensacola NAS	W	69-50
2/15	Pensacola NAS	W	64-36
2/21	at Stetson	W	54-41
2/22	at Stetson	W	44-38
2/28	Banana River AF	W	68-48
3/6	City Coll. of Charleston	W	56-52
3/7	Tennessee Tech	W	55-51
3/8	Western Kentucky	L	46-55
Season Totals:			1400-1192
> 100th program victory			

1947-48

Record: 11-7

Hart Morris, Head Coach

12/12	Tampa	L	35-47
12/13	Tampa	W	58-46
12/19	Florida	W	67-50
12/20	Florida	L	55-58
12/26	Pittsburgh	W	43-40
1/2	Pennsylvania	L	46-53
1/16	at Stetson	L	46-49
1/17	at Stetson	W	59-39
1/31	at McDill Field	W	67-38
2/3	at Tampa	W	60-55
2/4	at Tampa	W	86-67
2/6	at Florida Southern	L	50-59
2/7	at Florida Southern	W	52-43
2/14	Stetson	L	36-41
2/20	at Florida	L	50-72
2/21	at Florida	W	52-49
2/27	Florida Southern	W	76-44
2/28	Florida Southern	W	59-42
Season Totals:			997-902

1948-49

Record: 19-8

Hart Morris, Head Coach

??	Checker Cab	W	73-33
12/14	Muffets	W	69-51
12/15	YMHA	W	61-46
12/17	South Carolina	W	59-40
12/18	South Carolina	W	65-64
12/21	Pittsburgh	W	58-52
12/22	Pittsburgh	L	48-80
12/28	Princeton	W	37-35
12/29	Princeton	L 2OT	55-62
1/7	Havana	W	73-57
1/8	Havana	W	66-53
1/14	Florida	W	75-65
1/15	Florida	W	44-42
1/21	Western Kentucky	L	45-78
1/22	Western Kentucky	L	47-63
1/28	Maryland	L	42-43
1/29	Maryland	W	58-48
2/5	Stetson	W	53-42
2/8	at Florida Southern	W	68-47
2/9	at Florida Southern	W	68-57
2/11	at Stetson	W	81-46
2/12	at Stetson	W	70-58
2/19	Tampa	W	74-57
2/22	at Florida	L	56-90
2/23	at Florida	W	60-50
2/25	at Tampa	L	58-81
3/7	vs. Eastern Illinois \$	L	73-89
Season Totals:			1633-1515
\$ NAIB Tournament (Kansas City, Mo.)			

1949-50

Record: 14-9

Hart Morris, Head Coach

12/7	Muffets	W	78-37
12/10	Florida	L	53-60
12/14	South Carolina	W	64-54
12/15	South Carolina	W	57-56
12/21	Mississippi	W	82-67
12/22	Mississippi	W	55-43
12/29	Pennsylvania	W	64-62
12/30	Pennsylvania	W	53-51
1/6	Tampa	W	76-61
1/7	Stetson	W	65-58
1/13	North Carolina	L	53-55
1/14	North Carolina	L	51-66
1/20	Florida Southern	W	69-59
1/21	Florida Southern	W	59-49
1/27	Western Kentucky	L	61-65



YEAR-BY-YEAR RESULTS

[] MIAMI RANK #OPPONENT RANK

1/28	Western Kentucky	L	61-78
2/6	at Tampa	L	55-67
2/8	at Stetson	W	88-61
2/9	at Stetson >	W	82-63
2/11	Rollins	W	70-54
2/15	at Western Kentucky	L	57-79
2/16	at Western Kentucky	L	47-83
2/18	at Florida	L	46-66
Season Totals:			1446-1393

1950-51

Record: 10-12

Hart Morris, Head Coach

12/7	at Rollins	L	58-59
12/9	at Florida Southern	W	64-61
12/11	LSU	W	68-62
12/15	Teachers Coll. of CT	W	60-48
12/19	Florida State	W	80-61
12/27	Dartmouth	W	61-52
12/29	Yale University	L	62-78
1/5	Louisville	L	60-73
1/10	Rollins	W	79-54
1/12	Tampa	L OT	75-77
1/16	at Western Kentucky	L	47-89
1/18	at Pittsburgh	L	56-81
1/20	at St. Joseph's (Pa.)	L	47-58
1/24	Stetson	W	82-55
1/26	Western Kentucky	L	64-68
2/2	Florida	L	71-78
2/5	La Salle	L	84-95
2/6	La Salle	W OT	77-75
2/9	Florida Southern	W	79-65
2/13	at Florida	L	61-71
2/14	at Stetson	W	78-66
2/24	at Tampa	L	74-94
Season Totals:			1487-1520

1951-52

Record: 14-8

Hart Morris, Head Coach

	Boca Chica	W	90-53
	Key West Navy	W	85-55
12/12	Culver-Stockton	W	68-54
12/15	at Rollins	L	63-78
12/17	at Florida	L	65-69
12/22	Nebraska	W	70-60
12/27	Yale	L	68-70
12/29	Pennsylvania	L	64-89
1/4	Furman	L	53-55
1/9	Florida Southern	W	106-43

1/11	Florida State	W	93-56
1/14	Stetson	W	88-57
1/18	Tampa	W	87-61
1/25	Western Kentucky	L	74-102
2/1	Bowling Green	L	67-78
2/7	at Florida Southern	W	58-41
2/9	at Stetson	W	80-74
2/11	at Florida State	W	76-63
2/15	Rollins	W	98-61
2/18	Florida	W	76-68
2/23	at Tampa	W	87-78
2/28	vs. Florida State \$	L	70-73
Season Totals:			1633-1515

\$ NAIB District Tournament (DeLand, Fla.)

1952-53

Record: 8-12

Dave Wike, Head Coach

12/1	Florida Southern	W	83-60
12/3	Miami Beach All-Stars	W	70-45
12/10	at Loyola (N.O.)	L	54-71
12/11	at LSU	L	58-86
12/16	Florida	W	75-73
12/18	Columbia	L	59-65
12/22	Texas Tech	W	79-64
12/29	Louisville	L	74-84
1/3	Georgia Tech	W	82-60
1/9	Florida State	W	93-65
1/12	Stetson	W	71-70
1/16	Tampa	L	65-72
1/22	Western Kentucky	L	56-98
1/30	Murray State	L	65-69
2/2	at Florida	L	56-78
2/4	at Stetson	L	77-80
2/5	at Rollins	W	68-60
2/12	Rollins	W	95-69
2/21	at Tampa	L	84-86
2/23	at Florida State	L	75-81
2/24	at Eglin Field	L	64-66
Season Totals:			1433-1457

1953-54

Record: 5-10

Dave Wike, Head Coach

12/12	Florida	W	85-75
12/19	Rio Grande	L	88-98
12/21	Ohio State	L	81-106
12/28	Pennsylvania	L	54-67
1/4	Brandeis	L	48-68
1/9	Florida State	W	78-61
1/15	at Florida	L	52-75

YEAR-BY-YEAR RESULTS

[] MIAMI RANK #OPPONENT RANK

1/18	Stetson	L	63-85
2/1	Maryland	L	57-63
2/4	at Rollins	L	71-85
2/5	at Florida State	L	69-76
2/11	at Stetson	L	56-108
2/12	at Tampa	W	69-65
2/13	at Fla. Southern	W 2OT	77-70
2/22	Tampa	W	67-59
Season Totals:			1015-1161

1954-55

Record: 9-11

Bruce Hale, Head Coach

12/13	Florida Southern	W	58-44
12/16	Florida	L	61-70
12/17	vs. Tennessee %	L	80-89
12/18	vs. Washington & Lee %	W	80-75
12/20	at Florida State	L	66-71
12/29	New York University	L	67-74
1/3	Furman	L	74-91
1/8	Rollins	W	93-76
1/10	Miami (Ohio)	L	73-75
1/13	at Florida	L	68-80
1/17	Tampa	W	103-76
1/24	Georgetown	W	84-81
2/5	South Carolina	L	77-83
2/9	Pittsburgh	L	72-78
2/12	at Rollins	W	77-69
2/14	at Stetson	L	85-89
2/16	at Florida Southern	W	73-71
2/17	at Tampa	W	105-89
2/22	Stetson	W	79-77
2/25	Florida State	L	80-86
Season Totals:			1642-1619
% Blue Gray Tournament (Montgomery, Ala.)			

1955-56

Record: 14-12

Bruce Hale, Head Coach

12/3	Florida Southern	W	92-80
12/6	Tampa >	W	96-59
12/10	at Southern Miss	L	61-63
12/12	at Loyola (N.O.)	W	83-82
12/14	at Spring Hill College	L	71-79
12/19	Florida	L	69-74
12/22	Bradley	W	80-73
12/27	Yale	W	92-90
12/29	vs. Tulane +	W	86-75
12/30	vs. West Virginia +	L	78-83
1/4	vs. Memphis State %	L	71-79
1/5	vs. Clemson^	L	96-98

1/7	at Florida State	L	76-78
1/9	Mississippi College	W	89-84
1/13	at Florida	L	85-87
1/16	Stetson	W	85-79
1/21	Rollins	W	86-72
1/25	Houston	L	77-95
1/31	Kentucky Wesleyan	L	82-86
2/2	Xavier	W	77-75
2/8	at Stetson	L	84-91
2/9	at Rollins	W	89-82
2/10	at Florida Southern	W	91-90
2/11	at Tampa	W	94-74
2/20	Morehead State	L	89-102
2/25	Florida State	W	91-85
Season Totals:			2170-2115

+ Orange Bowl Classic (Miami, Fla.)
% Senior Bowl Classic (Mobile, Ala.)
> 200th program victory

1956-57

Record: 13-13

Bruce Hale, Head Coach

12/1	Florida Southern	W	84-69
12/3	Kentucky	L	75-114
12/5	at Dayton	L	48-87
12/6	at Toledo	W	68-67
12/8	at Akron	L	80-106
12/11	Tampa	W	97-84
12/15	Florida	L	65-89
12/19	Texas A&M	W	86-80
12/22	Houston	W	67-63
12/27	vs. Connecticut +	L	70-74
12/28	vs. Valparaiso +	L	76-81
12/29	vs. Seton Hall +	L	80-92
1/3	Colorado	L	66-73
1/7	Stetson	W	89-81
1/10	at Florida	L	63-98
1/12	at Florida State	W	85-77
1/19	Rollins	W	63-51
1/24	Kentucky Wesleyan	W	100-95
1/31	Louisville	L	60-89
2/2	Spring Hill	L	75-84
2/6	at Stetson	L	93-95
2/7	at Rollins	W	93-86
2/8	at Florida Southern	L	85-95
2/9	at Tampa	W	78-77
2/26	Southern Miss	W	85-78
2/23	Florida State	W	98-82
Season Totals:			2029-2167
+ Orange Bowl Classic			

YEAR-BY-YEAR RESULTS

[] MIAMI RANK #OPPONENT RANK

1957-58

Record: 14-8

Bruce Hale, Head Coach

12/2 Jacksonville	W	89-87
12/5 Tampa	W	69-67
12/10 Loyola (N.O.)	L	62-76
12/11 at LSU	W	73-65
12/13 vs. Mississippi State %	L	64-66
12/14 vs. Texas Christian %	L	59-82
12/16 at Kentucky Wesleyan	W	96-78
12/21 Florida	L	64-73
1/8 Stetson	W	103-80
1/13 Rollins	W	90-71
1/16 at Florida	L	70-75
1/17 Jacksonville	L	72-86
1/18 at Florida State	L	70-71
1/25 Loyola (N.O.)	W	89-82
1/30 at Rollins	L	68-72
1/31 at Tampa	W	90-84
2/5 at Florida Southern	W	84-69
2/8 Army	W	92-82
2/10 Oklahoma City	W	83-66
2/15 at Stetson	W	92-85
2/17 Florida Southern	W	76-58
2/22 Florida State	W	86-66
Season Totals:		1741-1652
% Montgomery Classic (Montgomery, Ala.)		

1958-59

Record: 18-7

Bruce Hale, Head Coach

12/3 Rollins	W	104-87
12/5 Tampa	W	113-71
12/8 Florida Southern	W	107-80
12/12 vs. Pittsburgh %	L	65-69
12/13 vs. Clemson %	L	61-66
12/17 Florida	W	92-82
12/19 Florida State	W	85-79
12/20 vs. The Citadel ^	L	77-93
12/29 vs. Tulane !	W	94-72
12/30 vs. Miami (Ohio) !	L OT	87-89
1/8 Toronto	W	97-55
1/15 at Florida	L	70-85
1/16 at Jacksonville	W	64-62
1/17 at Florida State	L	69-93
1/26 Kentucky Wesleyan	W	69-64
1/31 Western Kentucky	W	109-95
2/2 at Florida Southern >	W	79-76
2/3 at Tampa	W	86-84
2/5 at Stetson	L	97-110
2/6 at Rollins	W	84-81

2/14 Jacksonville	W	95-93
2/16 Loyola (N.O.)	W	93-84
2/19 Stetson	W	99-81
2/23 Morehead State	W	102-85
2/28 Florida State	W	92-85
Season Totals:		2190-2029
% Steel Bowl Classic (Pittsburgh, Pa.)		
^ The Citadel Invitational (Charleston, S.C.)		
! Hurricane Classic		
> 250th program victory		

1959-60

Record: 23-4

NCAA Tournament

Bruce Hale, Head Coach

12/1 Rollins	W	110-86
12/3 Jacksonville	W	106-98
12/5 Tampa	W	98-65
12/9 at Houston	W	72-63
12/10 at Centenary	L	77-84
12/12 at Loyola (N.O.)	W	86-70
12/14 Murray State	W	92-80
12/19 Florida	W	79-77
12/21 at Miami (Ohio)	W	83-78
12/28 vs. Brigham Young !	W	110-93
12/29 vs. Xavier !	W	87-69
1/2 [15] South Carolina	W OT	107-106
1/7 [14] at Iona	W	69-67
1/13 [15] at Jacksonville	W OT	78-70
1/14 [15] at Florida	W	70-65
1/16 [15] at Florida State	W	93-91
1/23 [11] Houston	L	79-88
1/29 [11] Oklahoma City	W	97-84
2/2 [11] at Rollins	W	90-79
2/3 [11] at Tampa	W	74-73
2/4 [11] at Stetson	W	94-86
2/6 [11] at Florida Southern	W	88-71
2/11 [10] Stetson	L	72-73
2/18 [10] Florida Southern	W	121-85
2/22 [10] Kentucky Wesleyan	W	104-95
2/27 [9] Florida State	W	107-89
3/8 [8] vs. Western Kentucky \$	L	84-107
Season Totals:		2427-2192
! Hurricane Classic		
\$ NCAA Tournament (Lexington, Ky.)		

YEAR-BY-YEAR RESULTS

[] MIAMI RANK #OPPONENT RANK

1960-61

Record: 20-7

NIT

Bruce Hale, Head Coach

12/1	at Rollins	W	80-62
12/3	Tampa	W	93-64
12/6	at Santa Clara	L	65-66
12/8	at San Francisco	W	68-56
12/10	at Brigham Young	L	80-112
12/15	Florida Southern	W	87-54
12/17	Florida	W	93-74
12/28	vs. Army !	W	82-75
12/29	vs. Holy Cross !	W	77-71
1/4	Miami (Ohio)	W2OT	102-100
1/7	at La Salle	L	74-88
1/11	at Florida	L	73-81
1/13	at Jacksonville	W OT	93-84
1/14	at Florida State	L	78-89
1/21	Houston	W	89-78
1/26	Centenary	W	86-74
1/30	#7 Louisville	W	71-69
2/1	Rollins	W	103-75
2/3	at Stetson	L	91-84
2/4	at Florida Southern	W	92-80
2/11	Loyola (N.O.)	W	65-61
2/15	Stetson	W	91-84
2/18	at Tampa	W	108-99
2/20	Jacksonville	W	96-80
2/23	Morehead State	W	85-70
2/25	Florida State >	W	75-73
3/16	vs. St. Louis \$	L	56-58
Season Totals:			2230-2036

! Hurricane Classic

\$ National Invitational Tournament (New York, N.Y.)

> 300th program victory

1961-62

Record: 14-12

Bruce Hale, Head Coach

12/2	Jacksonville	W	93-80
12/4	at Morehead State	L	81-107
12/6	at Louisville	L	59-77
12/8	at Murray State	W	69-67
12/14	Florida Southern	W	96-67
12/16	Florida	W	66-61
12/28	vs. Miami (Ohio) !	W	83-73
12/29	vs. Temple !	L	67-85
1/3	Rhode Island	W	80-70
1/6	Oklahoma City	L OT	113-118
1/10	at Jacksonville	W	90-89
1/11	at Florida	L	62-74

1/13	at Florida State	L	60-65
1/22	Maryland	L	68-71
1/25	La Salle	L	61-73
1/30	at Tampa	L	95-113
1/31	at Rollins	W	89-67
2/2	at Stetson	W	79-70
2/3	at Florida Southern	W	82-73
2/8	Houston	L	69-80
2/10	Loyola (N.O.)	L	70-113
2/13	Stetson	W	86-78
2/17	Tampa	W	96-81
2/19	Rollins	W	92-54
2/22	Tulsa	W	83-66
2/24	Florida State	L	80-83
Season Totals:			2069-2045

! Hurricane Classic

1962-63

Record: 23-5

NIT

Bruce Hale, Head Coach

11/30	Florida	W OT	91-87
12/4	at Boston College	W	72-69
12/6	at Rhode Island	W	88-80
12/8	at Providence	W	82-75
12/13	Florida Southern	W	116-93
12/21	#2 Duke	W	71-69
12/27	vs. Cornell !	W	94-85
12/28	vs. Pittsburgh !	W	86-85
1/3	[/15] at St. John's	W	67-59
1/4	[/15] at La Salle	L	76-78
1/9	at Jacksonville	W	103-91
1/10	at Florida	W	86-77
1/12	at Florida State	L OT	74-77
1/19	St. Peter's	W	99-75
1/24	Houston	W	71-70
1/29	at Tampa	W	78-76
1/30	[/18] at Rollins	W	120-72
2/1	[/18] at Stetson	L	64-66
2/2	[/18] at Florida Southern	W	99-83
2/5	[18] Jacksonville	W	112-105
2/9	Louisville	W	112-84
2/12	Rollins	W	144-75
2/16	Loyola (N.O.)	L	77-84
2/18	Tampa	W	112-81
2/23	Florida State	W	99-70
2/26	Stetson	W	75-60
3/16	vs. St. Francis (N.Y.) \$	W	71-70
3/19	vs. Providence \$	L	96-106
Season Totals:			2505-2212

! Hurricane Classic

\$ National Invitational Tournament (New York, N.Y.)

YEAR-BY-YEAR RESULTS

[] MIAMI RANK #OPPONENT RANK

1963-64

Record: 20-7

NIT

Bruce Hale, Head Coach

12/3 Tampa	W	101-95
12/7 Florida	W	95-79
12/10 at Santa Clara	L	77-86
12/12 at St. Mary's (CA)	W	101-86
12/14 at Nevada	W OT	81-78
12/17 San Francisco	W	95-83
12/19 Rollins	W	108-90
12/27 vs. Army !	W	79-71
12/28 vs. Syracuse !	L OT	85-86
1/4 Rhode Island	W	105-88
1/8 Jacksonville	W	97-92
1/9 at Florida	L	91-114
1/11 at Florida State	L	78-80
1/18 Memphis State	W	78-69
1/23 La Salle	W	121-99
1/28 at Rollins	W	127-85
1/29 at Tampa >	W	134-104
1/31 at Stetson	W	81-75
2/1 at Florida Southern	W	85-78
2/4 Jacksonville	W	117-92
2/10 Creighton	L	94-124
2/13 at Houston	L	83-93
2/15 at Loyola (N.O.)	W OT	97-90
2/18 Florida Southern	W	120-79
2/22 Stetson	W	87-70
2/29 Florida State	W	82-80
3/12 vs. St. Joseph's (Pa.) \$	L	76-86
Season Totals:		2575-2352

! Hurricane Classic

\$ National Invitational Tournament (N.Y.)

> 350th program victory

1964-65

Record: 22-4

Bruce Hale, Head Coach

12/1 at Tampa	W	136-119
12/4 vs. Duquesne %	W	99-95
12/5 vs. Pittsburgh %	W	85-71
12/8 at La Salle	L	86-90
12/10 at Niagra	W	74-67
12/12 #10/13 St. John's	L	77-79
12/15 St. Mary's (CA)	W	89-77
12/19 Florida	W	67-58
12/28 vs. Yale !	W	86-71
12/29 vs. Maryland !	W	80-73
1/7 at Jacksonville	W	86-82

1/9 at Florida State	L	66-67
1/13 Florida Southern	W	124-93
1/16 Jacksonville	W	127-99
1/21 [t-19] at Florida	L	69-86
1/23 [t-19] at Rollins	W	128-92
1/30 Oklahoma City	W	115-92
2/2 #/20Miami (Ohio)	W	100-85
2/4 at Stetson	W	86-84
2/5 at Florida Southern	W	94-82
2/9 Tampa	W	141-110
2/13 Loyola (N.O.)	W	115-86
2/16 Stetson	W	95-84
2/20 [t-19] Houston	W	103-91
2/23 [17] Rollins	W	148-79
3/1 [17] Florida State	W	82-75
Season Totals:		2558-2190

% Steel Bowl (Pittsburgh, Pa.)

! Hurricane Classic

1965-66

Record: 15-11

Bruce Hale, Head Coach

12/1 Tampa	W	120-91
12/4 Florida	L	66-77
12/7 at Santa Clara	L	74-78
12/9 at #11 San Francisco	L	89-105
12/11 at Nevada	L	79-89
12/18 Ohio University	W	105-100
12/27 vs. Boston University !	W	81-60
12/28 vs. Louisville !	L OT	84-85
1/3 Utah University	W	88-87
1/7 at Florida State	L	62-78
1/8 at Jacksonville	L	69-71
1/12 at Florida	L	66-111
1/15 Florida Southern	W	89-66
1/27 at Stetson	W	89-78
1/28 at Florida Southern	W	101-80
1/29 at Tampa	W	83-71
2/2 William & Mary	W	88-66
2/5 Creighton	W	91-81
2/10 Virginia	W	80-75
2/12 Jacksonville	W	117-104
2/15 at Memphis State	L	72-86
2/17 at Houston	L	96-111
2/19 at Loyola (N.O.)	L	76-89
2/24 Stetson	W	86-77
2/28 Florida State	W	112-90
3/5 La Salle	W	108-102
Season Totals:		2271-2208

! Hurricane Classic

YEAR-BY-YEAR RESULTS

[] MIAMI RANK #OPPONENT RANK

1966-67

Record: 15-11

Bruce Hale, Head Coach

12/1	at Tampa	W	72-63
12/3	Florida	L	88-113
12/7	at La Salle	L	82-99
12/8	at Mount St. Mary's	W	86-83
12/10	at Virginia	W	80-78
12/16	vs. Clemson %	L	64-73
12/17	vs. Auburn %	W	87-73
12/27	vs. Pennsylvania!	W	82-78
12/28	vs. #/17 Western Kentucky!	L	89-94
1/6	at Jacksonville >	W	75-70
1/7	at Florida State	L	60-61
1/10	Oklahoma City	W	111-109
1/14	Jacksonville	W	106-86
1/16	Tampa	W	97-86
1/19	Florida Southern	W	102-73
1/26	at Stetson	L	53-56
1/27	at Florida Southern	W	55-49
2/2	Memphis State	W	88-63
2/8	at Florida	L	57-73
2/11	Loyola (N.O.)	W	68-66
2/14	Stetson	W	95-84
2/18	#7/8 Houston	L	86-105
2/21	Dayton	L	79-80
2/25	at #/17 St. John's	L	70-97
2/27	at Georgia Tech	L	84-90
3/1	Florida State	W	110-90

Season Totals: 2126-2091

% Volunteer Classic (Knoxville, Tenn.)

! Hurricane Classic

> 400th program victory

1967-68

Record: 17-11

Ron Godfrey, Head Coach

12/1	at Washington	L	54-96
12/2	at Washington	L	80-81
12/4	at St. Mary's (CA)	W	77-70
12/6	at Hawaii	W	102-83
12/7	at Hawaii	L	76-110
12/12	Tampa	W	104-103
12/16	Eastern Kentucky	W	93-87
12/19	Brown	W	72-71
12/27	vs. Dartmouth!	W	100-81
12/28	vs. New York University!	W	102-91
1/2	La Salle	L	84-92
1/6	Pittsburgh	W	100-84
1/10	at Tampa	L	76-78

1/12	at Florida State	L	93-122
1/13	at Jacksonville	W	72-67
1/18	Jacksonville	W	76-75
1/26	at Stetson	W	72-67
1/27	at Florida Southern	W	94-76
1/30	Maryland	W	93-73
2/1	at Dayton	L	60-98
2/3	at Tulane	L	88-99
2/10	Florida A&M	W	108-98
2/13	at Memphis State	L	44-67
2/15	at #1 Houston	L	64-106
2/17	at Loyola (N.O.)	L	84-86
2/20	Stetson	W	88-71
2/24	Creighton	W	106-93
3/1	Florida State	W	96-84
Season Totals:			2368-2419

! Hurricane Classic

1968-69

Record: 14-10

Ron Godfrey, Head Coach

12/6	vs. Florida State +	L	84-111
12/7	vs. Florida +	L	62-111
12/11	at La Salle	L	71-96
12/13	at Alabama	L	72-85
12/20	vs. Yale %	W	77-71
12/21	vs. Maryland %	W	92-85
12/27	vs. Pittsburgh!	W	72-70
12/28	vs. Illinois!	L	76-86
1/4	Bucknell	W	89-84
1/6	at Tampa	L	61-62
1/10	at Florida State	L	81-86
1/11	at Jacksonville	W	94-87
1/16	Tulane	L	79-90
1/28	at Florida Southern	W	87-83
1/29	at Stetson	W	98-90
1/31	Hawaii	W	84-82
2/1	Morehead State	W OT	92-91
2/4	Stetson	L	83-87
2/8	Florida A&M	W	94-91
2/15	Loyola (N.O.)	W	89-80
2/18	Tampa	W	95-79
2/22	Miami (Ohio)	W	74-68
2/25	Jacksonville	W	95-86
3/1	Florida State	L OT	86-89

Season Totals: 1985-2048

+ Sunshine State Classic (Jacksonville, Fla.)

% Marshall Tournament (Huntington, W.Va.)

! Hurricane Classic

YEAR-BY-YEAR RESULTS

[] MIAMI RANK #OPPONENT RANK

1969-70

Record: 9-17

Ron Godfrey, Head Coach

12/1	Oregon State	L	81-86
12/3	Biscayne	W	62-60
12/5	vs. Pittsburgh %	W	85-67
12/6	vs. Duquesne %	L	88-94
12/12	at #2 UCLA	L	69-127
12/13	at Pepperdine	L OT	90-93
12/19	at St. Mary's (CA)	W	91-84
12/29	vs. Seton Hall !	L	69-76
12/30	vs. #5 Ohio University !	L	74-99
1/3	Bucknell	W	93-88
1/5	Rhode Island	W	105-95
1/9	at Florida State	L	63-114
1/10	at #7 Jacksonville	L	87-121
1/15	Centenary	W	94-78
1/23	at Florida Southern	W	103-92
1/24	at Stetson	L	88-116
1/29	at Tulane	L	90-105
1/31	at Loyola (N.O.)	L	84-98
2/7	Florida A&M	W	118-111
2/12	at Centenary	L	86-107
2/14	at #13 Houston	L	98-118
2/17	La Salle	W	103-96
2/21	Stetson	L	86-95
2/26	Oklahoma City	L	90-91
2/28	#9 Florida State	L	96-112
3/4	#6 Jacksonville	L	97-108
Season Totals:			2290-2521

% Steel Bowl (Pittsburgh, Pa.)
! Hurricane Classic

1970-71

Record: 7-19

Ron Godfrey, Head Coach

12/4	Lehigh >	W	74-67
12/9	at La Salle	L	77-97
12/11	at Dayton	L	77-91
12/18	vs. Nebraska %	L	58-85
12/19	vs. Oklahoma City %	L OT	91-94
12/22	Fordham	L	83-85
12/29	at Maryland	L	77-111
1/2	Oklahoma City	W	90-87
1/4	Seton Hall	W	89-81
1/8	at Florida State	L	106-114
1/9	at #7 Jacksonville	L	82-124
1/11	Lafayette	W	78-75
1/16	Tulane	W	74-71
1/22	at Oklahoma City	L	75-88
1/23	at Creighton	L	84-104

1/29	at Florida Southern	L OT	95-96
1/30	at Stetson	L	74-90
2/1	Morehead State	L	75-76
2/6	Loyola (N.O.)	L	88-107
2/8	Stetson	L	76-91
2/11	at George Washington	L	81-83
2/13	at American	L	82-93
2/20	Houston	L	93-99
2/23	Marshall	W	89-88
2/27	Florida State	W	100-94
3/2	#9 Jacksonville	L	75-94
Season Totals:			2143-2373
% Husker Classic (Lincoln, Neb.)			
> 450th program victory			

No team from 1971-72 to 1984-85

1985-86

Record: 14-14

Bill Foster, Head Coach

11/22	The Citadel	W	85-77
11/29	Georgia State %	W	82-72
11/30	Georgia %	W	81-78
12/7	at Wisconsin	L	66-88
12/9	at Wisconsin Green Bay	W	67-63
12/17	Florida	L	64-81
12/18	Rider	W	81-58
12/21	at UCLA	L	64-109
12/27	Brown +	L	61-62
12/28	Manhattan +	W	79-61
1/2	Fairfield	L	47-56
1/4	Hofstra	W	70-63
1/7	at New Orleans	L	57-64
1/11	Towson State	W	71-66
1/18	Arizona	L OT	74-81
1/20	Florida State	W	83-75
1/23	Baptist	W	71-60
1/27	at Florida	L	53-75
1/31	vs. Brooklyn College ^	W	102-93
2/3	at Florida State	L	72-90
2/8	at Dayton	L	68-79
2/12	Maryland Eastern Shore	W	77-55
2/15	New Orleans	L	75-85
2/19	at #2 Duke	L	82-104
2/22	#14 Notre Dame	L	73-126
2/26	American	W	73-64
3/3	Hartford	W	66-62
3/5	at Marquette	L	62-84
Season Totals:			2006-2131
% AMI Classic (Knight Center, Miami, Fla.)			
+ Orange Bowl Tournament (Knight Center, Miami, Fla.)			
^ West Palm Beach Auditorium			

YEAR-BY-YEAR RESULTS

[] MIAMI RANK #OPPONENT RANK

1986-87

Record: 15-16

Bill Foster, Head Coach

11/28 UCF %	W	64-54
11/29 Penn State %	L	61-74
12/6 at #1 North Carolina	L	77-122
12/8 Wisconsin	L	54-65
12/14 Winthrop	L	55-63
12/20 Dartmouth	L	86-88
12/22 Duke	L	67-74
12/29 vs. Yale !	W OT	78-75
12/30 vs. Stanford !	W	71-58
1/3 Wisconsin-Green Bay	L	45-62
1/5 St. Francis (Pa.)	L	82-85
1/8 vs. PR-Bayamon ^	W	74-54
1/9 vs. PR-Rio Piedras ^	W	111-64
1/10 vs. Radford ^	W	66-62
1/14 Maryland Eastern Shore	W	88-66
1/17 at #20 Kansas	L	47-82
1/20 Providence	L	88-92
1/24 Marquette	W OT	91-89
1/29 at New Mexico	L	78-87
1/31 at San Diego State	W OT	83-82
2/4 Florida State	W	63-57
2/7 Navy	W	62-78
2/10 at Farleigh Dickinson @	L	70-73
2/14 Dayton	L	78-92
2/16 Armstrong State	W	97-47
2/18 FIU	W	102-81
2/21 at #18 Florida	L	60-99
2/26 at Florida State	L	84-108
2/28 Coppin State	W	115-76
3/5 #20 Notre Dame	L	49-65
3/7 Brooklyn College	W	83-64
Season Totals:		2332-2335

% AMI Classic (Miami, Fla.)

! Palm Beach Hurricane Classic

^ Puerto Rico Tournament

@ at Meadowlands (East Rutherford, N.J.)

1987-88

Record: 17-14

Bill Foster, Head Coach

11/27 vs. #9 Michigan ^	L	76-109
11/28 vs. Duquesne ^	W	84-73
11/29 vs. Alaska Anchorage ^	W	77-78
12/4 Colgate %	W	96-68
12/5 South Carolina %	L	63-76
12/17 St. Thomas	W	71-47
12/19 Texas	W	86-85
12/21 Alabama State	W	110-107

12/29 vs. American !	W	104-70
12/30 vs. #11 Purdue !	L	82-110
1/2 #18 Georgetown	L	78-82
1/4 Farleigh Dickinson	W	81-68
1/6 at #9 Duke	L	69-107
1/9 Winthrop	W	62-60
1/11 UMBC	W	75-56
1/16 at Marquette	L	51-65
1/20 Coppin State	W	64-54
1/23 USF	W	80-75
1/27 at Providence	W	83-77
2/1 Marist @	W OT	79-76
2/4 Monmouth	L OT	62-64
2/6 San Diego State	L	49-56
2/9 at #8 Brigham Young	L	86-99
2/15 Florida	L	73-83
2/18 Marist	L	62-72
2/22 at VCU	W	96-93
2/27 DePaul	L	82-101
3/1 at USF >	W	92-71
3/5 UCF	W	100-80
3/8 at Dayton	L	89-90
3/12 FIU	W	92-76
Season Totals:		2006-2131

^ Great Alaska Shootout (Anchorage, Alaska)

% City of Miami Classic

! Eastern Airlines Palm Beach Classic

@ at Madison Square Garden (New York, N.Y.)

> 500th program victory

1988-89

Record: 19-12

Bill Foster, Head Coach

11/25 Maryland Eastern Shore	W	108-80
11/28 Oral Roberts	W	108-103
12/1 UCLA	L	66-91
12/5 Bethune-Cookman	W	88-72
12/10 #1 Duke	L	102-117
12/16 Long Island	W	102-66
12/19 at Florida	L	81-101
12/23 vs. St. Louis ^	L	71-86
12/24 vs. Eastern Illinois ^	W	83-68
12/25 vs. Old Dominion ^	W	77-76
12/28 vs. Pennsylvania !	W	102-69
12/30 vs. Wichita State !	W	81-59
1/3 at Rutgers	W OT	99-94
1/7 at #5 Georgetown	L	79-112
1/9 VCU	L	77-87
1/12 #12 Kansas	W	87-86
1/16 at Stanford	L	59-93
1/24 #20 Providence	L	91-106

YEAR-BY-YEAR RESULTS

[] MIAMI RANK #OPPONENT RANK

1/28	Marquette	W	106-90
2/1	New Mexico	L	93-110
2/4	Brigham Young	W	107-86
2/6	USF	W2OT	106-104
2/8	Tennessee Tech	W	111-101
2/11	at DePaul	L	79-87
2/14	vs. Florida Atlantic @	W	79-74
2/18	at USF	W	85-78
2/22	at Texas	L	104-123
2/25	at Oral Roberts	L	92-99
2/27	Davidson	W	90-78
3/2	Savannah State	W	107-98
3/6	FIU	W	89-82
Season Totals:			2809-2778

^ Chaminade Classic (Honolulu, Hawai'i)

! Eastern Airlines Palm Beach Classic

@ at West Palm Beach Auditorium

1989-90

Record: 13-15

Bill Foster, Head Coach

11/27	UMBC	W	91-74
12/1	Baptist	W	77-67
12/6	Dayton	W	87-82
12/16	Alabama State	L	81-98
12/19	at #20 Arizona	L	53-83
12/27	vs. Lehigh !	L	59-83
12/29	vs. Boston College !	L	60-69
1/1	at George Mason	W OT	101-91
1/6	at USF	L	77-93
1/10	#1 Kansas	L	73-100
1/12	Brooklyn College	W	94-61
1/15	at Washington	L	67-83
1/18	Florida State	W 2OT	101-97
1/20	Arizona State	L	58-62
1/27	at Notre Dame	L	60-107
1/31	at DePaul	L	48-76
2/3	Mercer	W	53-47
2/5	at #25 North Carolina	L	74-87
2/10	at Davidson	W	72-64
2/12	DePaul	L	49-66
2/15	Central Conn. State	W	62-40
2/17	at Florida State	L	73-92
2/19	Florida	W	62-59
2/21	at Providence	L	67-101
2/24	USF	W	81-73
2/27	Hartford	L	58-62
3/3	Tulane	W	93-60
3/6	FIU	W	83-55
Season Totals:			2014-2132

! Eastern Airlines Palm Beach Classic

1990-91

Record: 9-19

Leonard Hamilton, Head Coach

11/23	George Mason	L	91-97
11/27	at Penn State	L	67-93
12/1	at Southern Cal	L	71-92
12/5	at USF	L	71-79
12/14	#11 Georgia	L	60-78
12/17	Dartmouth	W	72-60
12/19	at SMU	L 2OT	88-93
12/27	vs. Miami (Ohio) !	L 2OT	99-101
12/28	vs. Mississippi State !	W	74-67
12/30	at Florida	L	60-62
1/3	at St. Joseph's (Pa.)	L	79-92
1/5	at West Virginia	L	67-71
1/9	Lehigh	W	99-67
1/12	Notre Dame	L	52-60
1/14	Lafayette	L	57-73
1/16	at Kansas	L	60-73
1/21	at Memphis State	L	72-80
1/25	Penn State	L	57-69
1/28	at Wake Forest	L	66-72
1/31	Northeastern	W	79-63
2/2	Davidson	W	79-67
2/6	St. Joseph's (Pa.)	W	87-64
2/9	VCU	W	73-58
2/11	Memphis State	L OT	82-83
2/23	DePaul	L	53-66
2/25	USF	W	67-58
3/4	FIU	W	87-65
3/6	at #25 DePaul	L	58-75
Season Totals:			2027-2078

! Eastern Airlines Palm Beach Classic

1991-92

Record: 8-24, 1-17 BIG EAST

Leonard Hamilton, Head Coach

11/23	Barry	W	80-67
11/25	Florida Atlantic	W	83-53
11/29	vs. Maine ^	W	62-57
11/30	vs. Eastern Kentucky ^	L	61-66
12/1	vs. Tennessee ^	W	72-60
12/6	Howard	L	55-64
12/20	SMU	L	60-69
12/23	at Arizona State	L	57-62
12/27	vs. Marshall !	W	70-55
12/29	vs. George Washington !	L	64-78
1/2	at #5 Connecticut*	L	62-85
1/4	at St. John's*	L	69-83
1/7	at #18 Seton Hall*	L	52-64
1/11	at #20 Syracuse*	L	57-73

YEAR-BY-YEAR RESULTS

[] MIAMI RANK #OPPONENT RANK

1/14	#17 St. John's*	W	45-42
1/18	#8 Connecticut*	L	58-77
1/21	Boston College*	L	50-51
1/25	at Georgetown*	L	40-60
1/29	at Pittsburgh*	L	52-82
2/1	at Davidson	L	62-66
2/4	Pittsburgh*	L	55-77
2/12	Providence*	L	51-73
2/15	Georgetown*	L	58-75
2/18	at Villanova*	L	50-74
2/22	at Boston College*	L	49-55
2/25	Villanova*	L	50-61
2/29	#22 Syracuse*	L	63-68
3/2	FIU	W	68-63
3/4	#22 Seton Hall*	L OT	82-90
3/7	at Providence*	L	57-62
3/12	vs. Pittsburgh # >	W	83-71
3/13	vs.#21 Georgetown #	L	64-77

Season Totals: 1941-2160

^ San Juan Shootout (Puerto Rico)

! Palm Beach Classic

* BIG EAST game

BIG EAST Tournament (New York, N.Y.)

> 550th program victory

1992-93

Record: 10-17, 7-11 BIG EAST

Leonard Hamilton, Head Coach

12/1	FIU	L	64-72
12/4	Southwest Texas State	L	57-60
12/7	at #6 Seton Hall*	L	56-65
12/11	Barry	W	81-64
12/19	Florida Atlantic	W	84-61
12/22	at Georgia	L	67-69
12/27	Southern Cal	L	66-86
12/29	UNC Wilmington	L	73-88
1/2	#10 Georgetown*	W	80-69
1/6	at #24 Pittsburgh*	L	78-85
1/9	at #21 Syracuse*	L	81-89
1/16	at St. John's*	L	74-78
1/19	Providence*	W	75-66
1/23	#20 Pittsburgh*	L	84-86
1/26	Connecticut*	W	80-65
1/30	at Villanova*	L	69-82
2/4	Bethune-Cookman	W	78-54
2/6	Syracuse*	W	81-74
2/10	Boston College*	W	75-71
2/13	at Connecticut*	L	72-88
2/16	at Providence*	L	60-75
2/20	#25 St. John's*	W	82-77
2/23	#14 Seton Hall*	L	73-85

2/27	at Boston College*	L	58-70
3/3	at Georgetown*	L	64-82
3/6	Villanova*	W	77-76
3/11	vs. Georgetown #	L	40-67

Season Totals: 1929-2004

* BIG EAST game

BIG EAST Tournament (New York, N.Y.)

1993-94

Record: 7-20, 0-18 BIG EAST

Leonard Hamilton, Head Coach

11/26	Florida Atlantic	W	85-53
12/1	UNC Asheville	W	82-60
12/4	Florida A&M	W	91-47
12/7	Georgetown*	L	47-61
12/10	Bethune-Cookman	W	82-54
12/17	Sam Houston State	W	73-58
12/19	at Buffalo	W	63-57
12/22	at #21/18 Syracuse*	L	52-81
12/29	Wagner	L	55-57
1/4	at Florida Atlantic	W	79-62
1/8	at Providence*	L	59-81
1/12	at Pittsburgh*	L	55-83
1/15	at #20/20 Boston College*	L	49-69
1/22	St. John's*	L	63-75
1/26	Seton Hall*	L	48-77
1/29	at Georgetown*	L	40-77
2/1	Pittsburgh*	L	71-80
2/5	at #5/6 Connecticut*	L	57-73
2/8	at St. John's*	L	63-78
2/12	Villanova*	L	58-77
2/16	Boston College*	L	63-79
2/19	at Seton Hall*	L	63-85
2/22	#5 Connecticut*	L	49-74
2/26	Providence*	L	60-88
3/1	#14 Syracuse*	L	69-71
3/5	at Villanova*	L	63-83
3/10	vs. Seton Hall #	L	51-69

Season Totals: 1690-1909

* BIG EAST game

BIG EAST Tournament (New York, N.Y.)

1994-95

Record: 15-13, 9-9 BIG EAST

NIT

Leonard Hamilton, Head Coach

11/25	Northeastern Illinois	W	66-48
11/28	Florida Atlantic	W	76-59
11/30	Robert Morris	W	66-51
12/6	#19/19 Syracuse*	L	65-83
12/10	Florida A&M	W	67-53

YEAR-BY-YEAR RESULTS

[] MIAMI RANK #OPPONENT RANK

12/20 at Clemson	L	55-75
12/28 UNLV +	L	55-56
12/30 Fordham	W	55-43
1/2 at Seton Hall*	L	54-72
1/7 at #12/13 Georgetown*	L	64-71
1/11 at St. John's*	W	82-79
1/18 at Providence*	W	81-75
1/21 Boston College*	W	69-68
1/25 #22/25 Villanova*	L	62-92
1/28 at #6/6 Syracuse*	L	51-76
1/31 at #4/5 Connecticut*	L	57-82
2/4 #13/13 Georgetown*	W	67-61
2/7 at #16/18 Villanova*	L	63-73
2/11 Providence*	W	69-63
2/13 St. John's*	W	71-69
2/18 at Pittsburgh*	L	61-67
2/22 Seton Hall*	W	61-57
2/25 at Boston College*	W OT	77-71
2/28 Pittsburgh*	W OT	76-68
3/2 at Florida Atlantic	W	80-70
3/4 #4/5 Connecticut*	L	67-75
3/10 vs. #24 Georgetown #	L	58-69
3/15 at Penn State \$	L	56-62

Season Totals: 1831-1888
 + Orange Bowl Classic (Miami, Fla. – Miami Arena)
 * BIG EAST game
 # BIG EAST Tournament (New York, N.Y.)
 \$ NIT (University Park, Pa.)

1995-96

Record: 15-13, 8-10 BIG EAST

Leonard Hamilton, Head Coach

11/24 Northeastern Illinois	W	81-58
11/27 at Florida Atlantic	W	76-56
12/2 Seton Hall*	W	80-70
12/5 #2/2 Villanova*	L	68-70
12/9 Florida A&M	W	77-53
12/16 Winthrop	W	81-56
12/20 Florida Atlantic	W	61-51
12/23 Clemson	L OT	52-66
12/27 Tennessee +	L	54-56
12/29 Columbia	W	69-62
1/3 #11/12 Syracuse*	W	75-66
1/6 at #7/6 Connecticut*	L	52-73
1/10 at Seton Hall*	L	63-66
1/13 at #5/5 Georgetown*	L	67-72
1/20 Pittsburgh*	W	66-57
1/23 Notre Dame*	W	72-64
1/27 at #7/7 Villanova*	L	62-90
2/1 at #18/16 Syracuse*	L	51-72
2/6 West Virginia*	W	68-65
2/10 #22/21 Boston College*	L	58-62

2/14 at Providence*	L	54-77
2/17 at West Virginia*	L	69-72
2/20 St. John's*	W 2OT	96-91
2/25 at Rutgers*	L	55-71
2/28 at Notre Dame*	W	71-59
3/2 Providence*	W	66-59
3/6 vs. Rutgers #	W	77-67
3/7 vs. #6/6 Georgetown #	L	62-92

Season Totals: 1883-1873
 + Orange Bowl Classic (Miami, Fla. – Miami Arena)
 * BIG EAST game
 # BIG EAST Tournament (New York, N.Y.)

1996-97

Record: 16-13, 9-9 BIG EAST

NIT

Leonard Hamilton, Head Coach

11/22 Buffalo	W	78-61
11/24 Florida Atlantic	W	83-74
11/29 at UNLV	L	43-55
12/3 St. John's*	L	57-61
12/7 #19/17 Syracuse*	W	67-63
12/13 Hartford	W	74-58
12/18 Jacksonville	W	74-57
12/22 at Tennessee	L	65-78
12/28 DePaul +	W	61-45
12/30 Lehigh	W	68-32
1/2 at #25/25 Boston College*	L	62-65
1/4 at Georgetown*	W	69-67
1/8 at Pittsburgh*	L	72-76
1/11 at #8/7 Villanova*	W	61-59
1/15 Providence*	W	71-69
1/18 Georgetown*	W OT	68-65
1/22 Connecticut*	W	69-46
2/2 at Rutgers*	L	59-60
2/5 Pittsburgh*	W	78-63
2/8 Rutgers*	W	53-50
2/10 at Seton Hall*	W	61-51
2/15 at Connecticut*	L	52-72
2/19 Boston College*	L	57-59
2/22 at St. John's*	L	73-77
2/25 at Notre Dame*	L	60-69
3/1 West Virginia*	L	54-82
3/5 at St. John's #	W OT	76-68
3/6 vs. Georgetown #	L	59-63
3/13 vs. Michigan \$	L	63-76

Season Totals: 1105-1126
 + Orange Bowl Classic (Miami, Fla. – Miami Arena)
 * BIG EAST game
 # BIG EAST Tournament (New York, N.Y.)
 \$ NIT (Ann Arbor, Mich.)
 > 600th program victory

YEAR-BY-YEAR RESULTS

[] MIAMI RANK #OPPONENT RANK

1997-98

Record: 18-10, 11-7 BIG EAST

NCAA Tournament

Leonard Hamilton, Head Coach

11/14 at Southern Illinois	W	73-61
11/16 Florida Atlantic	W	69-47
11/21 #17/17 Charlotte	W	89-72
11/24 Eastern Kentucky	W	86-64
11/29 at Jacksonville	W	74-70
12/2 Rutgers*	W	63-55
12/6 Georgetown*	W	66-56
12/12 Georgia State	W	80-64
12/22 at Memphis	W	65-57
12/27 #/23 Georgia Tech +	L	61-69
12/31 at Seton Hall*	W	78-65
1/3 at Pittsburgh*	W	73-65
1/6 #8/8 Connecticut*	W	76-67
1/10 at #25/21 West Virginia*	L	84-98
1/13 at St. John's*	L	64-73
1/18 at #15/15 Syracuse*	L	67-85
1/22 Villanova*	W	78-63
1/28 at Boston College*	W	67-57
1/31 at Villanova*	L	75-78
2/4 Providence*	W	64-54
2/10 #23/20 Syracuse*	L	63-72
2/14 Notre Dame*	W	66-57
2/18 at Providence*	L	57-59
2/22 at Notre Dame*	W	65-59
2/24 Seton Hall*	L	71-76
2/28 #19/19 West Virginia*	W	70-66
3/4 vs. Georgetown #	L	56-62
3/13 vs. #19/20 UCLA \$	L	62-65

Season Totals: 1962-1836

+ Orange Bowl Classic (Miami, Fla. – Miami Arena)

* BIG EAST game

BIG EAST Tournament (New York, N.Y.)

\$ NCAA Tournament (Atlanta, Ga.)

1998-99

Record: 23-7, 15-3 BIG EAST

NCAA Tournament

Leonard Hamilton, Head Coach

11/13 at Florida Atlantic	W	97-73
11/23 at Charlotte	L	59-66
11/27 Northern Iowa	W	78-69
12/5 at #8/8 Kentucky	W	65-74
12/8 Boston College*	L	77-64
12/11 UCF	W	66-56
12/18 at Georgia State	W	76-55
12/22 Memphis	W	80-64
12/27 Ohio State +	W	72-64

12/30 at Georgetown*	W	64-63
1/6 #10/9 St. John's*	W	84-79
1/9 Notre Dame*	L	68-71
1/13 at Rutgers*	W	74-62
1/16 at West Virginia*	W	64-55
1/20 [25] #1 Connecticut*	L OT	68-70
1/24 [25] at Boston College*	W	75-67
1/27 [23/25] Seton Hall*	W	77-71
1/30 [23/25] at Pittsburgh*	L	54-60
2/3 [25] at #9/10 St. John's*	W	73-70
2/6 [25] Georgetown*	W	71-58
2/8 [16/21] at #18/17 Syracuse*	W	76-63
2/13 [16/21] at Providence*	W	69-65
2/16 [16/21] Villanova*	W	103-82
2/20 [16/21] at #2 Connecticut*	W	73-71
2/23 [11/13] Pittsburgh*	W	85-52
2/27 [11/13] Rutgers*	W	68-63
3/4 [9/10] vs. Georgetown #	W	65-54
3/5 [9/10] at #10/9 St. John's#	L	59-62
3/12 [10/12] vs. Lafayette \$	W	75-54
3/14 [10/12] vs. Purdue \$	L	63-73

Season Totals: 2178-1950

+ Orange Bowl Classic (Sunrise, Fla.)

* BIG EAST game

BIG EAST Tournament (New York, N.Y.)

\$ NCAA Tournament (Boston, Mass.)

1999-2000

Record: 23-11, 13-3 BIG EAST

BIG EAST Regular Season Co-Champions

NCAA Sweet 16

Leonard Hamilton, Head Coach

11/19 at UCF	W	81-54
11/23 [24] Monmouth	W	67-46
11/30 [25] Bethune-Cookman	W	102-75
12/4 at Memphis	L	72-82
12/7 Charlotte	L	65-75
12/11 Hartford	W	97-61
12/18 vs. #7/9 North Carolina +	L	78-68
12/20 vs. Louisiana^	L	60-66
12/21 vs. Detroit Mercy^	W	68-64
12/22 vs. Illinois State^	L	78-87
12/27 Florida Atlantic	W	89-52
12/29 Quinnipiac	W	80-66
1/5 West Virginia*	W	66-58
1/8 #7/8 Syracuse*	L	55-67
1/11 at Seton Hall*	W	71-64
1/15 at Georgetown*	L	61-65
1/17 at Villanova*	W	67-66
1/22 Boston College*	W	62-54
1/25 at Notre Dame*	W	63-49
1/29 #16/18 Kentucky	L	57-60

YEAR-BY-YEAR RESULTS

[] MIAMI RANK # OPPONENT RANK

2/1	Pittsburgh*	W	64-60
2/5	at Rutgers*	W	58-52
2/7	Georgetown*	W	77-55
2/16	Providence*	L	45-47
2/19	at #18/18 Connecticut*	W	63-57
2/22	at West Virginia*	W	68-50
2/26	Notre Dame*	W	55-52
2/29	at Pittsburgh*	W	74-66
3/5	#18/21 St. John's*	W OT	74-70
3/9	[23] vs. Notre Dame #	W	61-58
3/10	[23] at #19/20 St. John's #	L	57-58
3/17	[23/25] vs. Arkansas \$	W	75-71
3/19	[23/25] vs. #8/8 Ohio State \$	W	75-62
3/24	[23/25] vs. #18/19 Tulsa \$\$	L	71-80

Season Totals: 2346-2127

+ Orange Bowl Classic (Sunrise, Fla.)

^ San Juan Shootout (Puerto Rico)

* BIG EAST game

BIG EAST Tournament (New York, N.Y.)

\$ NCAA Tournament (Nashville, Tenn.)

\$\$ NCAA Tournament (Austin, Texas)

2000-01

Record: 16-13, 8-8 BIG EAST

NIT

Perry Clark, Head Coach

11/18	at Florida Atlantic	W	76-59
11/21	Columbia	W	65-41
11/25	Northeastern	W	92-86
11/28	at Charlotte	L	63-95
12/4	at #14/12 North Carolina	L	45-67
12/9	UCF	W	83-72
12/16	vs. Nebraska +	L	64-72
12/18	Eastern Illinois	W	83-73
12/21	Memphis	W	66-57
12/27	Lehigh	W	71-52
12/29	Tennessee-Martin	W	70-54
1/3	at Pittsburgh*	L	51-62
1/7	Boston College*	L	72-73
1/10	at Virginia Tech*	L	74-85
1/13	at #24 Boston College*	L	73-82
1/16	at Providence*	W	78-64
1/20	#15/15 Connecticut*	W	77-74
1/22	at St. John's*	L OT	63-67
1/28	Providence*	L	70-80
2/1	#22/25 Seton Hall*	W	72-66
2/6	Virginia Tech*	W	86-61
2/10	St. John's*	L 2OT	79-85
2/13	at #10/7 Syracuse*	W	68-57
2/17	at Villanova*	W	80-62
2/24	at Connecticut*	L	53-60
2/28	West Virginia*	W	73-66

3/3	Villanova*	W	65-53
3/7	vs. Pittsburgh #	L	69-78
3/14	vs. Auburn \$	L	58-60

Season Totals: 2039-1963

+ Orange Bowl Classic (Sunrise, Fla.)

* BIG EAST game

BIG EAST Championship (New York, N.Y.)

\$ NIT (Auburn, Ala.)

2001-02

Record: 24-8, 10-6 BIG EAST

NCAA Tournament

Perry Clark, Head Coach

11/18	vs. Eastern Michigan ^	W	93-56
11/19	vs. UAB ^	W	81-79
11/20	vs. Clemson ^	W	67-65
11/24	Lafayette	W	79-69
11/26	Florida Atlantic	W	74-48
11/29	Howard >	W	87-71
12/3	FIU	W	77-59
12/8	at Texas A&M	W	64-55
12/15	#21/24 Indiana +	W	58-53
12/18	Florida A&M	W	90-62
12/22	Charlotte	W	64-56
12/27	[24/23] at LSU	W	68-61
12/30	[24/23] St. Francis (Pa.)	W	71-48
1/2	[21/21] at #23/24 Georgetown*	W	79-71
1/5	[21/21] at Connecticut*	L	75-76
1/8	[21/20] at St. John's*	L	60-71
1/12	[21/20] at Virginia Tech*	W	77-68
1/15	[24/20] Pittsburgh*	W 2OT	76-69
1/19	[24/20] Providence*	W OT	102-96
1/24	[22/19] Villanova*	W	76-58
1/29	[15/16] Boston College*	L	65-70
2/2	[15/16] #17/22 Connecticut*	W	68-66
2/5	[12/11] at Villanova*	W	65-56
2/10	[12/11] at Boston College*	L	63-76
2/13	[13/11] St. John's*	W	79-56
2/17	[13/11] at Rutgers*	L	61-64
2/23	[17/13] Notre Dame*	L	77-90
2/26	[22/18] at Providence*	W	81-65
3/2	[22/18] Virginia Tech*	W	83-77
3/7	[21/21] vs. Georgetown #	W OT	84-76
3/8	[21/21] vs. #7/7 Pittsburgh#	L	71-76
3/14	[21/21] vs. Missouri \$	L	80-93

Season Totals: 2395-2156

^ Virgin Islands Paradise Jam (St. Thomas, V.I.)

+ Orange Bowl Classic (Miami, Fla. - AA Arena)

* BIG EAST game

BIG EAST Championship (New York, N.Y.)

\$ NCAA Tournament (Albuquerque, N.M.)

> 700th program victory

YEAR-BY-YEAR RESULTS

[] MIAMI RANK #OPPONENT RANK

2002-03

Record: 11-17, 4-12 BIG EAST

Perry Clark, Head Coach

11/23	New Hampshire	W	93-58
11/26	Texas A&M	W	78-72
11/30	Savannah State	W	91-57
12/3	at Florida Atlantic	L OT	73-74
12/8	at Florida State	L	55-72
12/15	at Charlotte	L	64-69
12/18	Arkansas-Pine Bluff	W	79-42
12/21	vs. #13/13 Florida +	L 2OT	93-94
12/27	at UCF	W	62-51
12/30	Lehigh	W	68-62
1/4	North Carolina @	W OT	64-61
1/7	at West Virginia*	L	63-68
1/11	at #3/3 Connecticut*	L OT	80-83
1/18	at Seton Hall*	L	53-76
1/20	#11/8 Connecticut*	W	77-76
1/26	Syracuse*	L	49-54
1/29	Providence*	W	60-57
2/2	at St. John's*	L	74-77
2/8	Villanova*	L OT	67-72
2/11	Virginia Tech*	W	85-65
2/15	at Boston College*	L	65-76
2/18	at Providence*	L	63-73
2/22	Georgetown*	L	72-74
2/25	at Villanova*	L	56-75
3/1	Boston College*	L	68-72
3/5	at Virginia Tech*	W	79-71
3/8	St. John's*	L	73-76
3/12	vs. Seton Hall #	L	52-67

Season Totals: 1956-1924

+ Orange Bowl Classic (Miami, Fla. – AA Arena)

* BIG EAST game

@ First game at BankUnited Center (now Watsco)

BIG EAST Championship (New York, N.Y.)

2003-04

Record: 14-16, 4-12 BIG EAST

Perry Clark, Head Coach

11/21	Lubbock Christian ^	W	86-66
11/23	Louisiana Monroe ^	W	78-60
11/25	vs. Rhode Island &	L	53-54
11/26	vs. Bradley &	L	82-83
12/2	Stetson	W	91-70
12/6	FIU	W	89-72
12/9	UMBC	W	61-52
12/14	Florida State	L	58-67
12/20	vs. Temple +	W	72-66
12/22	North Carolina A&T	W	81-62
12/27	Florida Atlantic	W	76-51

12/30	IPFW	W	75-52
1/3	Savannah State	W	105-65
1/7	at #12/13 North Carolina	L	64-89
1/10	#15/15 Pittsburgh*	L 2OT	84-80
1/14	at St. John's*	W	70-64
1/17	at Virginia Tech*	W	65-59
1/21	Rutgers*	W	73-63
1/25	Villanova*	L	69-76
1/28	at Notre Dame*	L	62-72
1/31	Georgetown*	L OT	80-87
2/4	at Rutgers*	L OT	70-72
2/7	at Georgetown*	L	64-80
2/11	Boston College*	L OT	72-74
2/14	#-/25 Syracuse*	L	74-91
2/18	at #8/8 Connecticut*	L	63-76
2/21	at #19/17 Providence*	L	57-70
2/24	Seton Hall*	L	66-76
3/2	at Villanova*	W	59-56
3/6	West Virginia*	L	53-58

Season Totals: 2148-2067

^ Las Vegas Tournament (Coral Gables, Fla.)

& Las Vegas Tournament (Las Vegas, Nev.)

+ Orange Bowl Classic (Miami, Fla. – AA Arena)

* BIG EAST game

2004-05

Record: 16-13, 7-9 ACC

NIT

Frank Haith, Head Coach

11/20	Wofford	W	67-64
11/23	South Carolina State	L	50-60
11/27	vs. Xavier +	L OT	70-83
11/29	Florida Atlantic	W	84-68
12/4	at #19/18 Florida	W	72-65
12/7	at FIU	W	80-67
12/12	Massachusetts	W	80-53
12/18	Stetson	W	81-50
12/23	Tennessee Tech >	W	69-57
12/30	Appalachian State	W	80-63
1/2	Norfolk State	W	76-58
1/6	at #9/10 Georgia Tech*	L	69-80
1/9	#/24 NC State*	W	67-66
1/12	at Virginia*	W	91-80
1/15	Florida State*	W	64-63
1/19	#4/4 Duke*	L	83-92
1/22	at #6/6 North Carolina*	L	67-87
1/26	Clemson*	W	69-65
1/29	at #5/5 Wake Forest*	L	82-94
2/2	Virginia Tech*	L	63-73
2/5	#22/24 Maryland*	W OT	75-73
2/12	at Clemson*	W	83-77

YEAR-BY-YEAR RESULTS

[] MIAMI RANK #OPPONENT RANK

2/15	#5/5 Wake Forest*	L	63-68
2/19	at Virginia Tech*	L	58-71
2/22	at Florida State*	W	65-49
2/26	Georgia Tech*	L	72-76
3/3	at #6/6 Duke*	L	59-83
3/10	vs. Virginia #	L	65-66
3/15	at South Carolina \$	L	67-69
Season Totals:			2071-2020
+ Orange Bowl Classic (Miami, Fla. – AA Arena)			
* ACC Game			
# ACC Tournament (Washington, D.C.)			
\$ NIT (Columbia, S.C.)			
> 750th program victory			

2005-06

**Record: 18-16, 7-9 ACC
NIT**

Frank Haith, Head Coach

11/13	vs. Texas Arlington ^	W	76-65
11/14	vs. Air Force ^	L	53-57
11/15	vs. Green Bay ^	L	80-54
11/19	Morgan State	W	83-51
11/22	North Carolina A&T	W	87-62
11/27	at Temple	L	56-73
11/29	at Michigan @	L	53-74
12/3	Birmingham-Southern	W	82-55
12/10	Wofford	W	71-40
12/18	at #21/19 NC State*	L	69-81
12/22	#5/5 Florida	L	67-77
12/27	Stetson	W	65-56
12/31	vs. #10/10 Louisville +	L	43-58
1/2	Sacred Heart	W	63-57
1/7	#14/12 Maryland*	W	84-70
1/14	at #20/20 North Carolina*	W	81-70
1/18	Clemson*	W	62-38
1/21	#21/21 Boston College*	L	61-65
1/24	at Virginia*	L	51-71
1/29	at Florida State*	W OT	84-78
1/31	Wake Forest*	W	78-69
2/4	at Georgia Tech*	W	70-53
2/8	#16/15 NC State*	L 2OT	77-86
2/12	#23/24 North Carolina*	L	70-80
2/16	at #13/15 Boston College*	L	54-65
2/19	at #2/2 Duke*	L	71-92
2/22	Virginia Tech*	W	70-59
3/1	at Maryland*	L	61-65
3/5	Florida State*	L	64-67
3/9	vs. Clemson #	W	66-63
3/10	vs. #3/3 Duke #	L	76-80
3/15	Oklahoma State \$	W	62-59
3/20	at Creighton \$\$	W	53-52

3/22	at Michigan \$\$\$	L	65-71
Season Totals:			2308-2213
^ BCA Classic (Seattle, Wash.)			
@ ACC/Big Ten Challenge			
+ Orange Bowl Classic (Sunrise, Fla.)			
* ACC Game			
# ACC Tournament (Greensboro, N.C.)			
\$ NIT (Coral Gables, Fla.)			
\$\$ NIT (Omaha, Neb.)			
\$\$\$ NIT (Ann Arbor, Mich.)			

2006-07

**Record: 12-20, 4-12 ACC
Frank Haith, Head Coach**

11/11	FIU	W	73-50
11/14	Alcorn State	W	96-57
11/17	at Evansville ^	W	74-69
11/18	vs. Buffalo ^	L	57-60
11/19	vs. Cleveland State ^	L	67-78
11/25	Lafayette	W	98-66
11/28	at Northwestern @	L	59-61
12/3	#21/25 Georgia Tech*	W	90-82
12/9	Lehigh	W	79-58
12/11	Mississippi State	L	52-70
12/16	Stetson	W	89-64
12/20	Binghamton	L	74-79
12/23	at Louisville	L	59-82
12/30	vs. Nebraska +	L	67-82
1/2	at Massachusetts	W	72-71
1/6	Wake Forest*	L	58-59
1/10	at #-/25 Maryland*	W	63-58
1/14	#11/11 Duke*	L	63-85
1/16	at Boston College*	L	63-82
1/20	at Florida State*	L	67-86
1/23	#24/23 Virginia Tech*	L	85-92
1/31	at #3/3 North Carolina*	L	64-105
2/3	at Virginia*	L	70-81
2/7	Boston College*	L	68-75
2/10	NC State*	W	80-65
2/17	at Wake Forest*	L	69-74
2/21	#24/19 Virginia*	W	68-60
2/24	at Virginia Tech*	L	57-73
2/28	at Clemson*	L OT	70-74
3/3	Florida State*	L OT	90-98
3/8	vs. #17/21 Maryland #	W	67-62
3/9	vs. Boston College #	L OT	71-74
Season Totals:			2279-2332
^ American Youth Classic (Evansville, Ill.)			
@ ACC/Big Ten Challenge			
+ Orange Bowl Classic (Sunrise, Fla.)			
* ACC Game			
# ACC Tournament (Tampa, Fla.)			

YEAR-BY-YEAR RESULTS

[] MIAMI RANK

#OPPONENT RANK

2007-08

Record: 23-11, 8-8 ACC

NCAA Tournament

Frank Haith, Head Coach

11/9	Florida Southern	W	104-61
11/15	vs. Marist ^	W	85-61
11/16	vs. VCU ^	W	69-63
11/18	vs. Providence ^	W	64-58
11/24	Morgan State	W	55-51
11/28	Alabama State	W	83-74
12/2	St. John's	W	66-47
12/8	at FIU	W	67-53
12/13	at Mississippi State	W	64-58
12/17	[22/22] Stetson	W	89-53
12/20	[22/22] North Florida >	W	85-63
12/23	[22/22] North Carolina A&T	W	95-64
12/29	[19/19] vs. Winthrop +	L	70-76
1/2	Penn	W	88-62
1/12	[25] Georgia Tech*	W	78-68
1/15	[21/24] at Boston College*	L	66-76
1/19	[21/24] at NC State*	L OT	77-79
1/23	#5/4 North Carolina*	L	82-98
1/27	#/25 Clemson*	W	75-72
1/29	at Wake Forest*	L	68-70
2/2	at #3/3 Duke*	L	73-88
2/6	Florida State*	L	55-62
2/9	at Virginia Tech*	W	74-71
2/17	at Georgia Tech*	W	64-63
2/20	#5/4 Duke*	W	96-95
2/23	Maryland*	W	78-63
2/27	at Clemson*	L	69-79
3/1	Virginia*	W	95-93
3/5	Boston College*	W	74-61
3/8	at Florida State*	L OT	72-75
3/13	vs. NC State #	W	63-50
3/14	vs. Virginia Tech #	L	49-63
3/21	vs. St. Mary's (Calif.) \$	W	78-64
3/23	vs. #7/7 Texas \$	L	72-75

Season Totals: 2542-2309

^ Puerto Rico Tip-Off Classic (San Juan, P.R.)

+ Orange Bowl Classic (Sunrise, Fla.)

* ACC Game

ACC Tournament (Charlotte, N.C.)

\$ NCAA Tournament (Little Rock, Ark.)

> 800th program victory

2008-09

Record: 19-13, 7-9 ACC

NIT

Frank Haith, Head Coach

11/15	[17/16] Florida Southern	W	96-60
11/21	[17/16] vs. Southern Miss ^	W	70-60
11/23	[17/16] vs. #2/2 Connecticut^	L	63-76
11/24	[22/21] vs. San Diego ^	W	80-45
11/29	[22/21] Stetson	W	79-65
12/2	[21/22] Ohio State @	L	68-73
12/6	[21/22] at Kentucky	W	73-67
12/12	[25] FIU	W	76-50
12/14	[25] Robert Morris	W	70-62
12/21	#25/25 Clemson*	L	72-91
12/27	at St. John's	W	70-56
12/31	North Florida	W	94-41
1/3	NC Central	W	76-42
1/5	Florida Atlantic	W	85-69
1/10	at #24/17 Boston College*	W	77-71
1/14	Maryland*	W	62-60
1/17	at #5/6 North Carolina*	L	65-82
1/21	Florida State*	W	75-69
1/25	Virginia Tech*	L OT	83-88
1/27	at NC State*	L OT	81-84
1/31	at Maryland*	L	68-73
2/4	#7/6 Wake Forest*	W	79-52
2/7	at #4/3 Duke*	L OT	75-78
2/15	#3/3 North Carolina*	L	65-69
2/18	at Florida State*	L	67-80
2/21	Boston College*	W	69-58
2/26	at Virginia*	W	62-55
3/4	at Georgia Tech*	L	68-78
3/7	NC State*	W	72-64
3/12	vs. Virginia Tech #	L	47-65
3/18	at Providence \$	W	78-66
3/20	at Florida \$\$	L	60-74

Season Totals: 2325-2123

^ Paradise Jam (U.S. Virgin Islands)

@ ACC/Big Ten Challenge

* ACC Game

ACC Tournament (Atlanta, Ga.)

\$ NIT (Providence, R.I.)

\$\$ NIT (Gainesville, Fla.)

YEAR-BY-YEAR RESULTS

[] MIAMI RANK #OPPONENT RANK

2009-10

Record: 20-13, 4-12 ACC
 Frank Haith, Head Coach

11/14 NC Central	W	83-53
11/16 Nova Southeastern	W	108-58
11/19 vs. Tulane ^	W	74-54
11/20 vs. UNC Wilmington ^	W	67-60
11/22 vs. South Carolina ^	W	85-70
11/25 FGCU	W	77-58
11/28 USC Upstate	W	70-41
12/2 Minnesota @	W	63-58
12/6 at Boston College*	L	60-61
12/12 South Carolina State	W	91-54
12/16 at Stetson	W	69-49
12/19 vs. Florida Atlantic +	W	87-69
12/21 North Carolina A&T	W	80-59
12/30 Bethune-Cookman	W	73-55
1/3 at Pepperdine	W	86-63
1/9 Wake Forest*	W	67-66
1/13 [23/RV] at Virginia Tech*	L	66-81
1/16 [23/RV] at Virginia*	L	57-75
1/19 Boston College*	L	75-79
1/26 at Maryland*	L	59-81
1/31 Virginia Tech*	W	82-75
2/2 at Wake Forest*	L	53-62
2/6 at Florida State*	L	65-71
2/10 #20/20 Georgia Tech*	W	64-62
2/13 at Clemson*	L	66-74
2/17 #6/6 Duke*	L	74-81
2/23 Virginia*	W	74-62
2/27 NC State*	L	66-71
3/2 at North Carolina*	L	62-69
3/6 Florida State*	L	60-61
3/11 vs. Wake Forest #	W	83-62
3/12 vs. Virginia Tech #	W	70-65
3/13 vs. #4/4 Duke #	L	74-77

Season Totals: 2390-2136

^ Charleston Classic (Charleston, S.C.)

@ Big Ten/ACC Challenge

+ Orange Bowl Classic (Sunrise, Fla.)

* ACC Game

ACC Tournament (Greensboro, N.C.)

2010-11

Record: 21-15, 6-10 ACC
 NIT

Frank Haith, Head Coach

11/12 Jacksonville	W	89-77
11/15 at #19/19 Memphis	L	68-72
11/19 NC Central	W	88-65
11/21 at Rutgers	L	45-61
11/24 McNeese State	W	79-59
11/27 at FGCU	W	87-75
11/30 Ole Miss	W	86-73
12/4 West Virginia	W	79-76
12/12 Stetson	W	68-54
12/18 vs. UCF +	L	78-84
12/21 vs. Oral Roberts ^	W	69-56
12/22 vs. Rice ^	W	73-67
12/23 vs. Akron ^	W	69-61
12/30 Pepperdine	W	94-59
1/2 at #1/1 Duke*	L	63-74
1/8 at Clemson*	L	72-79
1/15 Boston College*	W	72-71
1/19 Florida State*	L	53-55
1/23 at NC State*	L	70-72
1/26 North Carolina*	L	71-74
1/30 at Virginia Tech*	L	68-72
2/3 Georgia Tech*	W	59-57
2/5 Virginia*	W OT	70-68
2/9 at Wake Forest*	W	74-73
2/13 #5/5 Duke*	L	71-81
2/15 at UNC Greensboro	W	78-58
2/20 Clemson*	L	59-63
2/23 at Boston College*	W	73-64
2/26 at Florida State*	L	59-65
3/2 Maryland*	W	80-66
3/6 at Georgia Tech*	L	57-66
3/10 vs. Virginia #	W OT	69-62
3/11 vs. #6/7 North Carolina #	L	59-61
3/16 Florida Atlantic \$	W	85-62
3/21 Missouri State \$	W	81-72
3/23 at Alabama \$\$	L	64-79

Season Totals: 2579-2433

^ Las Vegas Holiday Hoops Classic

+ Orange Bowl Classic (Sunrise, Fla.)

* ACC Game

ACC Tournament (Atlanta, Ga.)

\$ NIT (Coral Gables, Fla.)

\$\$ NIT (Tuscaloosa, Ala.)

YEAR-BY-YEAR RESULTS

[] MIAMI RANK #OPPONENT RANK

2011-12

Record: 20-13, 9-7 ACC

NIT

Jim Larrañaga, Head Coach

11/11 Tennessee Tech	W	69-58
11/15 Rutgers	W	72-57
11/19 North Florida	W	75-62
11/22 FGCU	W	60-50
11/25 at Ole Miss	L OT	61-64
11/29 at Purdue @	L	65-76
12/3 Massachusetts	W	83-75
12/6 #21/20 Memphis	L	54-71
12/10 at West Virginia	L	66-77
12/17 vs. Florida Atlantic +	W 2OT	93-90
12/22 at Charlotte	W	76-61
12/30 Appalachian State	W	84-54
1/2 UNC Greensboro	W	99-89
1/7 at #21/23 Virginia*	L	51-52
1/10 at #3/3 North Carolina*	L	56-73
1/18 Clemson*	W	76-73
1/22 NC State*	L	73-78
1/24 at Georgia Tech*	W	64-49
1/29 at Boston College*	W	76-54
2/1 Maryland*	W 2OT	90-86
2/5 at #7/5 Duke*	W OT	78-74
2/9 Virginia Tech*	W	65-49
2/11 at #15/17 Florida State*	L	59-64
2/15 #8/7 North Carolina*	L	64-73
2/18 Wake Forest*	W	74-56
2/21 at Maryland*	L	70-75
2/26 #15/16 Florida State*	W	78-62
2/29 at NC State*	L	73-77
3/3 Boston College*	W	77-56
3/8 vs. Georgia Tech #	W	54-36
3/9 vs. #17/17 Florida State #	L	71-82
3/14 Valparaiso \$	W	66-50
3/19 Minnesota \$	L	60-78

Season Totals: 2332-2181

@ ACC/Big Ten Challenge

+ Orange Bowl Classic (Sunrise, Fla.)

* ACC game

ACC Tournament (Atlanta, Ga.)

\$ NIT (Coral Gables, Fla.)

2012-13

Record: 29-7, 15-3 ACC

ACC Champions

NCAA Sweet 16

Jim Larrañaga, Head Coach

11/9 Stetson	W	87-79
11/13 at FGCU	L	51-63
11/16 Jacksonville	W	73-57
11/24 Detroit	W	77-62
11/28 #13/14 Michigan State @	W	67-59
12/1 at Massachusetts	W	75-62
12/14 Charlotte	W	77-46
12/18 at UCF	W	72-50
12/22 at Hawaii ^>	W	73-58
12/23 vs. #4/5 Arizona ^	L	50-69
12/25 vs. Indiana State ^	L OT	55-57
1/2 La Salle	W	76-59
1/5 at Georgia Tech*	W	62-49
1/10 at North Carolina*	W	68-59
1/13 Maryland*	W	54-47
1/16 at Boston College*	W	60-59
1/23 [25/RV] #1/1 Duke*	W	90-63
1/27 [25/RV] Florida State*	W	71-47
1/30 [14/15] at Virginia Tech*	W	73-64
2/2 [14/15] at #19/19 NC State*W	W	79-78
2/5 [8/11] Boston College*	W	72-50
2/9 [8/11] North Carolina*	W	87-61
2/13 [3/4] at Florida State*	W	74-68
2/17 [3/4] at Clemson*	W	45-43
2/19 [2/2] Virginia*	W	54-50
2/23 [2/2] at Wake Forest*	L	65-80
2/27 [5/7] Virginia Tech*	W	76-58
3/2 [5/7] at #3/3 Duke*	L	76-79
3/6 [6/7] Georgia Tech*	L	69-71
3/9 [6/7] Clemson*	W	62-49
3/15 [9/10] vs. Boston College #	W	69-58
3/16 [9/10] vs. NC State #	W	81-71
3/17 [9/10] vs. North Carolina #	W	87-77
3/22 [5/4] vs. Pacific \$	W	78-49
3/24 [5/4] vs. Illinois \$	W	63-59
3/28 [5/4] vs. #15/16 Marquette \$\$ L	W	61-71

Season Totals: 2509-2181

* ACC Game

@ Big Ten/ACC Challenge

^ Diamond Head Classic (Honolulu, Hawaii)

ACC Tournament (Greensboro, N.C.)

\$ NCAA Tournament (Austin, Texas)

\$\$ NCAA Sweet 16 (Washington, D.C.)

> 900th program victory

YEAR-BY-YEAR RESULTS

[] MIAMI RANK #OPPONENT RANK

2013-14

Record: 17-16, 7-11 ACC

Jim Larrañaga, Head Coach

11/8	St. Francis Brooklyn	L OT	62-66
11/11	Georgia Southern	W OT	81-80
11/14	Texas Southern	W	84-69
11/18	at College of Charleston &	W	70-54
11/21	UCF	L	58-63
11/28	vs. George Washington ^	L OT	63-71
11/29	vs. Cal State Fullerton ^	W	48-46
12/1	vs. Arizona State ^	W	60-57
12/4	at Nebraska @	L	49-60
12/8	Virginia Tech*	L OT	60-61
12/19	at Savannah State	W	68-51
12/22	La Salle	W	71-58
12/30	Loyola (MD)	W	71-48
1/4	at #2/2 Syracuse*	L	44-49
1/8	at North Carolina*	W	63-57
1/15	Florida State*	L	53-63
1/18	at Georgia Tech*	W	56-42
1/22	#18/18 Duke*	L	46-67
1/25	#2/2 Syracuse*	L	52-64
1/29	at Maryland*	L	71-74
2/1	Norfolk State	W	64-49
2/5	#25/22 Pittsburgh*	L OT	55-59
2/8	NC State*	L	55-56
2/10	at Florida State*	W	77-73
2/15	at Virginia Tech*	L	45-52
2/19	Notre Dame*	W	71-64
2/22	Boston College*	W	69-42
2/26	at #12/11 Virginia*	L	40-65
3/1	at NC State*	W	80-65
3/4	at Clemson*	L	54-58
3/8	Wake Forest*	W	69-56
3/12	vs. Virginia Tech #	W	57-53
3/13	vs. NC State #	L	58-67

Season Totals: 2209-1964

& Wooden Legacy (Charleston, S.C.)

^ Wooden Legacy (Anaheim, Calif.)

@ Big Ten/ACC Challenge

* ACC Game

ACC Tournament (Greensboro, N.C.)

2014-15

Record: 25-13, 10-8 ACC

NIT Championship Game

Jim Larrañaga, Head Coach

11/14	Howard	W	84-49
11/17	at #8/7 Florida	W	69-67
11/20	vs. Drexel ^	W	66-46
11/21	vs. Akron ^	W	79-51
11/23	vs. Charlotte ^	W	77-58
11/25	[17/20] at Charlotte &	W	77-74
11/28	[17/20] South Alabama	W	87-75
12/2	[15] #24/25 Illinois @	W	70-61
12/6	[15] Green Bay	L	55-68
12/8	[20/21] Savannah State	W	70-39
12/19	[18/19] Eastern Kentucky	L	44-72
12/22	vs. Providence %	L	62-76
12/30	College of Charleston	W	67-40
1/3	#3/3 Virginia*	L 2OT	80-89
1/10	Boston College*	W	60-56
1/13	at #4/4 Duke*	W	90-74
1/17	at #12/12 Notre Dame*	L	70-75
1/22	NC State*	W	65-60
1/24	at Syracuse*	W	66-62
1/28	[23] Georgia Tech*	L	50-70
2/1	[23] at Florida State*	L	54-55
2/3	#9/8 Louisville*	L	55-63
2/8	Clemson*	W	56-45
2/11	at Wake Forest*	L	70-72
2/16	at Boston College*	W 2OT	89-86
2/18	Virginia Tech*	W	76-52
2/21	at #12/12 Louisville*	L	53-55
2/25	Florida State*	W	81-77
2/28	#15/18 North Carolina*	L	64-73
3/4	at Pittsburgh*	W	67-63
3/7	at Virginia Tech*	W	82-61
3/11	vs. Virginia Tech #	W	59-49
3/12	vs. #11/9 Notre Dame #	L	63-70
3/17	NC Central \$	W	75-71
3/21	Alabama \$	W	73-66
3/24	at Richmond \$\$	W	63-61
3/31	vs. Temple \$\$\$	W	60-57
4/2	vs. Stanford \$\$\$	L OT	64-66

Season Totals: 2592-2404

^ Gildan Charleston Classic (Charleston, S.C.)

& Gildan Charleston Classic (Charlotte, N.C.)

@ ACC/Big Ten Challenge

% Brooklyn Holiday Hoops Invitational, (N.Y.)

* ACC Game

ACC Tournament (Greensboro, N.C.)

\$ NIT (Coral Gables, Fla.)

\$\$ NIT (Richmond, Va.); \$\$\$ NIT (New York, N.Y.)

YEAR-BY-YEAR RESULTS

[] MIAMI RANK #OPPONENT RANK

2015-16

Record: 27-8, 13-5 ACC

NCAA Sweet 16

Jim Larrañaga, Head Coach

11/13 UT Rio Grande Valley	W	86-59
11/16 Louisiana	W	93-77
11/19 vs. Mississippi State ^	W	105-79
11/20 vs. #16/16 Utah ^	W	90-66
11/22 vs. #22/20 Butler ^	W	85-75
11/27 [15/19] Northeastern	L	77-78
12/1 [21] at Nebraska @	W OT	77-72
12/5 [21] Charlotte	W	88-60
12/8 [17/20] Florida	W	66-55
12/19 [15/19] College of Charleston	W	85-63
12/22 [13/16] at La Salle	W	95-49
12/29 [13/15] Princeton	W	76-64
1/2 [13/15] Syracuse*	W	64-51
1/9 [12/11] Florida State*	W	72-59
1/12 [8/9] at #13/11 Virginia*	L	58-66
1/16 [8/9] at Clemson*	L	65-76
1/20 [15/14] at Boston College*	W	67-53
1/23 [15/14] Wake Forest*	W	77-63
1/25 [15/13] #24/20 Duke*	W	80-69
1/30 [15/13] at NC State*	L	69-85
2/3 [17/15] Notre Dame*	W	79-70
2/7 [17/15] at Georgia Tech*	W	75-68
2/9 [12/11] Pittsburgh*	W	65-63
2/14 [12/11] at Florida State*	W	67-65
2/17 [11/10] Virginia Tech*	W	65-49
2/20 [11/10] at #5/4 North Carolina*	L	71-96
2/22 [12/11] #3/3 Virginia*	W	64-61
2/27 [12/11] #11/- Louisville*	W	73-65
3/2 [7] at Notre Dame*	W	68-50
3/5 [7] at Virginia Tech*	L	62-77
3/10 [11] vs. Virginia Tech #	W	88-82
3/11 [11] vs. #4 Virginia #	L	68-73
3/17 [10/11] vs. Buffalo \$	W	79-72
3/19 [10/11] vs. Wichita State \$	W	65-57
3/24 [10/11] vs. #6/6 Villanova \$\$	L	69-92

Season Totals: 2633-2359

^ Puerto Rico Tip-Off (San Juan, P.R.)

@ Big Ten/ACC Challenge

* ACC Game

ACC Tournament (Washington, D.C.)

\$ NCAA Tournament (Providence, R.I.)

\$\$ NCAA Tournament (Louisville, Ky.)

2016-17

Record: 21-12, 10-8 ACC

NCAA Tournament

Jim Larrañaga, Head Coach

11/11 Western Carolina	W	92-43
11/16 at North Florida	W	94-56
11/19 Penn	W	74-62
11/24 vs. Stanford ^	W	67-53
11/25 vs. #21/22 Iowa State ^	L	56-73
11/27 vs. Florida ^	L	56-65
11/30 Rutgers @	W	73-61
12/3 vs. Wofford %	W	74-57
12/6 South Carolina State	W	82-46
12/16 Florida Atlantic	W	76-56
12/22 George Washington >	W	72-64
12/28 Columbia	W	78-67
12/31 NC State *	W	81-63
1/4 at Syracuse *	L	55-70
1/12 #20/20 Notre Dame *	L	62-67
1/14 at Pittsburgh *	W	72-46
1/18 at Wake Forest *	L	79-96
1/21 at #18/18 Duke *	L	58-70
1/25 Boston College *	W	78-77
1/28 #9/6 North Carolina *	W	77-62
2/1 #15/16 Florida State *	L	57-75
2/4 at NC State *	W	84-79
2/8 Virginia Tech *	W	74-68
2/11 at #4/4 Louisville *	L	66-71
2/15 Georgia Tech *	W	70-61
2/18 Clemson *	W	71-65
2/20 at #18/19 Virginia *	W OT	54-48
2/25 #10/11 Duke *	W	55-50
2/27 [25/25] at Virginia Tech *	L	61-66
3/4 [25/25] at #15/17 Florida State *	L	57-66
3/8 vs. Syracuse #	W	62-57
3/9 vs. #6/6 North Carolina #	L	53-78
3/17 vs. Michigan State \$	L	58-78

Season Totals: 2278-2116

^ AdvoCare Invitational, Orlando, Fla.

@ ACC/Big Ten Challenge

% Hoophall Miami Invitational (Miami, Fla. - AA Arena)

* ACC Game

ACC Tournament (Brooklyn, N.Y.)

\$ NCAA Tournament (Tulsa, Okla.)

> 1,000th program victory

YEAR-BY-YEAR RESULTS

[] MIAMI RANK #OPPONENT RANK

2017-18

Record: 22-10, 11-7 ACC

NCAA Tournament

Jim Larrañaga, Head Coach

11/10 [13/12]	Gardner-Webb	W	77-45
11/12 [13/12]	Navy	W	89-55
11/16 [11/12]	Florida A&M	W	90-59
11/22 [11/11]	vs. La Salle!	W	57-46
11/25 [11/11]	North Florida	W	86-65
11/29 [10/13]	at #12/12 Minnesota @	W	86-81
12/2 [10/13]	vs. Princeton %	W	80-52
12/5 [10/11]	Boston University	W	69-54
12/16 [6/8]	at George Washington	W	59-50
12/22 [6/7]	at Hawaii^	W	75-57
12/23 [6/7]	vs. New Mexico State ^	L	54-63
12/25 [15/16]	vs. Middle Tennessee ^	W	84-81
12/30 [15/16]	at Pittsburgh*	W	67-53
1/3 [15/17]	at Georgia Tech*	L	54-64
1/7 [15/17]	#24/RV Florida State*	W	80-74
1/13 [18/19]	at #19/17 Clemson*	L	63-72
1/15 [25/23]	#5 Duke*	L	75-83
1/21 [25/23]	at NC State*	W	86-81
1/24 [RV/24]	Louisville*	W OT	78-75
1/27 [RV/24]	at Florida State*	L OT	94-103
1/31	Pittsburgh*	W	69-57
2/3	at Virginia Tech*	W	84-75
2/7 [25/25]	Wake Forest*	W	87-81
2/10 [25/25]	at Boston College*	L	70-72
2/13 #1/3	Virginia*	L	50-59
2/17	Syracuse*	L	55-62
2/19	at Notre Dame*	W	77-74
2/24	Boston College*	W	79-78
2/27	at #9/9 North Carolina*	W	91-88
3/3	Virginia Tech*	W	69-68
3/8 [24/25]	vs. #12/11 UNC #	L	65-82
3/15 [22/24]	vs. Loyola Chicago \$	L	62-64
Season Totals:			2361-2173

! Reading, Pa.

@ ACC/Big Ten Challenge

% Hoophall Miami Invitational (Miami, Fla. --AAArena)

^ Diamond Head Classic (Honolulu, Hawaii)

* ACC Game

ACC Tournament (Brooklyn, N.Y.)

\$ NCAA Tournament (Dallas, Texas)

2018-19

Record: 14-18, 5-13 ACC

Jim Larrañaga, Head Coach

11/9	Lehigh	W	83-62
11/13	Stephen F. Austin	W	96-58
11/17	Bethune-Cookman	W	78-70
11/22	La Salle ^	W	85-49
11/23	Fresno State ^	W	78-76
11/25	Seton Hall ^	L	81-83
11/28	Rutgers @	L	54-57
12/1	Yale %	L	54-57
12/4	at Penn	L	75-89
12/19	Houston Baptist	W	80-73
12/22	Florida Atlantic	W	75-55
12/29	Campbell	W	73-62
1/3	#18/19 NC State*	L	82-87
1/6	at Louisville*	L	73-90
1/9	at #13/13 Florida State*	L	62-68
1/12	Wake Forest*	W	76-65
1/19	#13/15 North Carolina*	L	76-85
1/24	at Syracuse*	L	53-73
1/27	#RV/23 Florida State*	L	66-78
1/30	#12/11 Virginia Tech*	L	70-82
2/2	at #3 Virginia*	L	46-56
2/6	Notre Dame*	W	62-47
2/9	at #8 North Carolina*	L OT	85-88
2/13	Clemson*	W	65-64
2/17	at Boston College*	L	57-64
2/23	Georgia Tech*	W	80-65
2/26	at Wake Forest*	L	75-76
3/2	at #3/2 Duke*	L	57-87
3/5	Pitt*	W	76-63
3/8	at #15/16 Virginia Tech*	L	70-84
3/12	Wake Forest #	W	79-71
3/13	#16/15 Virginia Tech #	L	56-71
Season Totals:			2297-2275

@ ACC/Big Ten Challenge

% Hoophall Miami Invitational (Miami, Fla. --AAArena)

^ Wooden Legacy (Fullerton, Calif.)

* ACC Game

ACC Tournament (Charlotte, N.C.)

YEAR-BY-YEAR RESULTS

[] MIAMI RANK

#OPPONENT RANK

2019-20

Record: 15-16, 7-13 ACC

Jim Larrañaga, Head Coach

11/5	#5/5 Louisville*	L	74-87
11/8	Florida Atlantic	W	74-60
11/12	at UCF	W	79-70
11/16	Quinnipiac	W	80-52
11/21	vs. Missouri State ^	W	74-70
11/22	vs. Florida ^	L	58-78
11/24	vs. Connecticut ^	L	55-80
12/2	at Illinois @	W	81-79
12/14	Alabama A&M	W	88-74
12/17	vs. Temple %	W	78-77
12/21	Coppin State	W	91-60
12/31	at Clemson*	W OT	73-68
1/4	#2/2 Duke*	L	62-95
1/7	at 13/11 Louisville*	L	58-74
1/12	Pittsburgh*	W	66-58
1/15	at NC State*	L	63-80
1/18	#9/9 Florida State*	L OT	79-83
1/21	at #8/8 Duke*	L	59-89
1/25	at North Carolina*	L	71-94
1/28	Virginia Tech*	W	71-61
2/2	at Pittsburgh*	L	57-62
2/5	NC State*	L	72-83
2/8	at #8/8 Florida State*	L	81-99
2/12	Boston College*	W	85-58
2/15	Wake Forest*	W	71-54
2/19	at Virginia Tech*	W 3OT	102-95
2/23	at Notre Dame*	L	71-87
2/29	at Georgia Tech*	L	57-63
3/4	#22/22 Virginia*	L	44-46
3/7	Syracuse*	W OT	69-65
3/11	vs. Clemson #	L	64-69
Season Totals:			2207-2270

* ACC Game

^ Charleston Classic (Charleston, S.C.)

@ ACC/Big Ten Challenge

% Air Force Reserve Basketball Hall of Fame Invitational (Brooklyn, N.Y.)

ACC Tournament (Greensboro, N.C.)





2020-21 SCHEDULE

NOV. 29 NORTH FLORIDA

DEC. 4 STETSON

DEC. 8 PURDUE

DEC. 12 FGCU

DEC. 16 PITT

DEC. 19 JACKSONVILLE

DEC. 29 @ VIRGINIA TECH

JAN. 2 CLEMSON

JAN. 5 NORTH CAROLINA

JAN. 9 @ NC STATE

JAN. 12 @ BOSTON COLLEGE

JAN. 16 LOUISVILLE

JAN. 19 @ SYRACUSE

JAN. 24 NOTRE DAME

JAN. 27 @ FLORIDA STATE

JAN. 30 @ WAKE FOREST

FEB. 1 DUKE

FEB. 6 VIRGINIA TECH

FEB. 8 @ NORTH CAROLINA

FEB. 14 @ NOTRE DAME

FEB. 20 GEORGIA TECH

FEB. 24 FLORIDA STATE

FEB. 27 @ CLEMSON

MAR. 1 @ VIRGINIA

MAR. 5 BOSTON COLLEGE

— HOME

— AWAY

MIAMI HURRICANES

BASKETBALL

