

Pitt

BASKETBALL

2020-21 SCHEDULE

Date	Opponent (TV)	Time
N. 25	SAINT FRANCIS (RSN)	L, 80-70
N. 28	DREXEL (ACCNX)	W, 83-74
D. 5	NORTHERN ILLINOIS (ACCNX)	W, 89-59

ACC / Big Ten Challenge

D. 9	at Northwestern (ESPN2)	W, 71-70
------	-------------------------	----------

D. 12	GARDNER-WEBB (RSN)	W, 67-50
D. 16	at Miami * (ACCN)	6 pm
D. 22	LOUISVILLE * (RSN)	7 PM
D. 29	at Duke * (ACCN)	8 pm

J. 2	NOTRE DAME * (ACCN)	2 PM
J. 9	FLORIDA STATE * (RSN)	2 PM
J. 12	at Georgia Tech * (ACCN)	7 pm
J. 16	SYRACUSE * (RSN)	12 PM
J. 19	DUKE * (ESPN)	9 PM
J. 23	at Boston College * (ACCN)	6 pm
J. 26	NORTH CAROLINA * (ACCN)	7 PM
F. 3	VIRGINIA TECH * (RSN)	7 PM
F. 7	at Wake Forest * (ACCN)	12 pm
F. 10	at Louisville * (ACCN)	9 pm
F. 13	at Syracuse * (ACCN)	2 pm
F. 17	NC STATE * (ACCN)	6:30 PM
F. 21	CLEMSON * (ACCN)	6 PM
F. 24	at Virginia * (ESPN2/ESPNU)	7 pm
F. 28	at NC State * (ACCN)	4 pm
M. 2	WAKE FOREST * (ACCN)	8 PM
M. 6	at Clemson * (RSN)	12 pm

ACC Tournament

M. 9-13	ACC Tournament (ESPN/ACCN)	TBD
---------	----------------------------	-----

[- / -] Pitt / Opponent AP Rank

* ACC Contest

• Overtime

All Game Times are Eastern Time Zone

HOME GAMES IN BOLD CAPS

MEDIA RELATIONS

Matt Plizga, Assistant AD (MBB)

mplizga@athletics.pitt.edu (email)

(412) 648-8240 (office)

(919) 812-0882 (cell)

Nick Macdonald, Assistant Director (MSOC, 2MBB, SB)

nmacdonald@athletics.pitt.edu (email)

(412) 648-8240 (office)

(412) 523-4199 (cell)

Website PittsburghPanthers.com

Stats bit.ly/3nyppzR

Twitter / Instagram @Pitt_MBB / @pitt_mbb

Hashtags #ZooEra, #H2P

Pitt (4-1, 0-0 ACC) at Miami (3-1, 0-0 ACC)

Wednesday, Dec. 16, 2020 • 6:00 PM

ACC Network • 93.7 The Fan

Coral Gables, Fla. • Watsco Center

THE MATCHUP

Pitt Panthers



2020-21 Record (ACC) 4-1 (0-0)
AP / Coaches Polls nr / nr
Last Game W, 67-50 vs. Gardner-Webb (12/12)

Head Coach Jeff Capel (Duke, '97)
Pitt Record 34-37 (Third Season)
Career Record 196-147 (12th Season)

BROADCAST INFORMATION

ACC Network

Anish Shroff (PxP)

Paul Biancardi (analyst)

WatchESPN <https://es.pn/3nlHXUz>

Pitt Radio Network (Flagship station 93.7 The Fan)

Bill Hillgrove (PxP)

Curtis Aiken (analyst)

Sirius / XM (internet) na / 384 (974)

Miami Hurricanes



2020-21 Record (ACC) 3-1 (0-0)
AP / Coaches Polls nr / nr
Last Game L, 66-62 vs. Florida Gulf Coast (12/12)

Head Coach Jim Larranaga (Providence, '71)
Miami Record 193-114 (10th Season)
Career Record 663-448 (37th Season)

SERIES HISTORY

All-Time Series	Pitt trails 23-19
In Coral Gables	Pitt trails 14-7
At Watsco Center	Pitt trails 4-2
Under Jeff Capel	Pitt trails 2-1
First Meeting	Miami 43, Pitt 40 (12/26/47)
Last Meeting	Pitt 62, Miami 57 (2/2/20)
Current Streak	Pitt W, 1
As Members of the ACC	Pitt trails 7-2

THE OPENING TIP

• Pitt opens Atlantic Coast Conference play Wednesday, Dec. 16 against Miami at the Watsco Center. Tipoff is set for 6 p.m. with the ACC Network broadcasting the contest.

• The Panthers are 3-4 in ACC openers including a 1-1 mark under head coach **Jeff Capel**. Pitt topped eventual ACC Champion Florida State, 63-61, at the Petersen Events Center in its league opener last season.

• **Justin Champagnie** was named ACC Player of the Week after recording a pair of 20/20 games last week. He averaged 22.0 points and 20.5 rebounds per game in wins over Northwestern and Gardiner-Webb. Champagnie has posted 20/10 efforts in each of the past three games.

• Pitt's three returning starters - **Justin Champagnie**, **Xavier Johnson** and **Au'Diese Toney** - combine for 52.6 points, 22.8 rebounds and 11.0 assists per game this season. The trio has registered for 14 of the team's 15 double-figure scoring games, including seven games with 20 or more points scored.

• Champagnie is the only player in the ACC averaging a double-double at 19.4 points and 13.0 rebounds per game. At 6-6, he is tied for fourth in the NCAA in rebounding.

• **Xavier Johnson** leads the ACC in assists (7.7 apg.), while also ranking sixth in three-point field goals (2.2 3pg.) and tied for 11th in scoring (16.8 ppg.) and field goal percentage (.490).

2020-21 PITT PANTHERS AVERAGES

No.	Name (Ht., Wt., Yr.)	Pos.	PPG	RPG	APG	Notables
0	Ithiel Horton (6-3, 200, R-So.)	G	5.4	1.8	1.8	tied for 2nd on team with 7 threes
1	• Xavier Johnson (6-3, 200, Jr.)	G	16.8	4.8	6.6	2 games with 20+ points
2	Femi Odukale (6-5, 185, Fr.)	G	1.8	1.0	1.8	3 assists vs. Northwestern (12/9)
3	Noah Collier (6-8, 210, Fr.)	F	0.8	0.4	0.4	2 rebs, 2 asts & 2 blks vs. Northern Illinois (12/5)
4	Gerald Drumgoole, Jr. (6-5, 200, So.)	G/F	1.3	1.0	0.3	2 offensive rebounds vs. Saint Francis (11/25)
5	• Au'Diese Toney (6-6, 210, Jr.)	G/F	16.4	5.0	2.6	27-of-51 (.529) from the field
11	• Justin Champagnie (6-6, 200, So.)	G/F	19.4	13.0	1.8	has registered back-to-back 20/20 games
12	Abdoul Karim Coulibaly (6-8, 215, So.)	F	4.0	4.8	0.8	career-high 9 rebounds vs. Gardner-Webb (12/12)
13	Aidan Fisch (6-5, 200, Jr.)	F	0.0	0.5	0.0	has appeared in two games
14	Curtis Aiken, Jr. (6-1, 200, R-Fr.)	G	1.0	0.0	0.0	has played in 7 career games
21	Terrell Brown (6-10, 235, Jr.)	F/C	2.3	2.8	0.0	4th all-time at Pitt with 160 career blocks
22	Nike Sibande (6-4, 185, Sr.)	G	-	-	-	1,493 career points in 3 seasons at Miami [Ohio]
23	John Hugley (6-9, 240, Fr.)	F	4.0	4.6	0.2	averaging 13.9 rebounds per 40 minutes
24	William Jeffress (6-7, 205, Fr.)	G/F	3.4	3.0	0.8	7 points & 4 rebs at Northwestern (12/9)
31	Onyebuchi Ezeakudo (6-0, 180, So.)	G	1.5	0.0	0.5	1st career 3pt field goal vs. Northern Illinois (12/5)
35	Max Amadasun (6-10, 230, Fr.)	C	1.0	0.0	0.0	1st career points vs. Northern Illinois (12/5)
42	Chayce Smith (6-3, 185, So.)	G	0.0	1.0	0.0	2 rebs vs. Northern Illinois (12/5)

• - returning starter

BY THE NUMBERS

- Pitt is the only school in the ACC with three players ranked in the top 15 in scoring. The Panther trio of **Au'Diese Toney**, **Xavier Johnson** and **Justin Champagnie** combines for 52.6 points per game, 69.2 percent of Pitt's scoring output. Champagnie (19.4 ppg.) ranks third in the ACC in scoring, while Johnson (16.8 ppg.) and Toney (16.4 ppg.) rank 11th and 13th, respectively.
- Xavier Johnson** is 19 points shy of becoming the 47th player in program history to reach the 1,000-point plateau. Johnson is averaging 13.8 points with 55 double-figure scoring efforts in 70 career games.
- Justin Champagnie** is averaging 21.3 points and 14.5 rebounds per game, while shooting 54.0 percent (34-of-63) from the field during Pitt's current four-game win streak. He has recorded 20 or more points and 10 or more rebounds in each of the past three games, including 20/20 games in the past two contests.
- Xavier Johnson** leads the ACC in assists (6.6 apg.), ranks 11th in scoring (16.8 ppg.) and field goal percentage (.490), and is 10th in assist-to-turnover ratio (1.94:1). He and Carlik Jones (Louisville) are the only players in the ACC averaging at least 15.0 points, 4.5 rebounds and 5.0 assists per game.
- Au'Diese Toney** has scored in double figures in four of the first five games of the season and ranks 13th in the ACC in scoring at 16.4 points per game. He also ranks ninth in the conference in field goal percentage (.529) and tied for seventh in offensive rebounds (2.8 orpg.).
- Nike Sibande** has missed Pitt's five games as his waiver for immediate eligibility is still in process with the NCAA. He averaged 15.1 points and 5.1 rebounds, while making 186 three-point field goals in 97 career games at Miami [Ohio]. The NCAA is expected to make a ruling on immediate eligibility for all transfers Wednesday evening.

- Justin Champagnie** became the first Panther to earn ACC Player of the Week honors since Michael Young collected the honor twice (Nov. 14 and Nov. 21) during the 2016-17 season. Champagnie averaged 22.0 points, 20.5 rebounds per game in a pair of wins last week.
- Pitt's post trio - **Abdoul Karim Coulibaly**, **John Hugley** and **Terrell Brown** - combines to average 10.3 points, 12.2 rebounds and 2.4 blocks per game. The group combined for 12 points, 21 rebounds and four blocks in Wednesday's win over Gardner-Webb.
- Pitt has shot 50 percent or better from the field in the second half in three of the past four games. The Panthers are shooting 50.0 percent (73-of-146) from the field in the second half of play on the season, including 51.3 percent (59-of-115) during its current four-game win streak.
- The Panthers rank third in the ACC in assists (16.8 apg.) and are assisting on 61.8 percent (84-of-136) of its made field goals through five games. **Xavier Johnson** (33) and **Au'Diese Toney** (13) have accounted for 46 of the Panthers' 84 assists.
- Pitt is second in the conference in rebound margin (+10.40) after outrebounding both Northwestern and Gardner-Webb by 20 rebounds. The Panthers are averaging 56.0 rebounds per game in their past two contests.
- The Panthers rank second in the ACC in offensive rebounds (15.8 orpg.) and offensive rebound percentage (.395). Pitt also has a +56 scoring margin in second chance points.
- Pitt is tied for 16th nationally in rebounds per game (44.8 rpg.). The Panthers have not averaged 40 or more rebounds per game since the 1993-94 season.
- The Panthers have held their past four opponents to 25.6 percent (23-of-90) shooting from beyond the three-point arc. Pitt ranks third in the ACC in three-point field goal defense (.278) on the season.

2020-21 STATS COMPARISON

	Pitt	Miami
Points	76.0	69.8
Opp. Points	66.6	59.8
Rebounds	44.8	43.0
Opp. Rebounds	34.4	32.8
Off. Rebounds	15.8	11.0
Opp. Off. Rebounds	10.2	9.0
Field Goal Pct.	.435	.445
Opp. Field Goal Pct.	.391	.355
Three-Point Pct.	.301	.227
Opp. Three-Point Pct.	.278	.317
Three-Point FGs	6.8	4.3
Opp. Three-Point FGs	6.4	10.0
Free Throw Pct.	.627	.659
Opp. Free Throw Pct.	.713	.643
Free Throws Made	14.8	14.5
Opp. Free Throws Made	13.4	6.8
Personal Fouls	19.2	13.0
Assists	16.8	14.0
Opp. Assists	15.2	14.3
Turnovers	14.6	13.5
Opp. Turnovers	15.2	14.8
Blocked Shots	5.0	5.5
Opp. Blocked Shots	3.2	3.0
Steals	6.8	7.8
Opp. Steals	7.0	7.3

SEEING 20/20 AGAIN

- Justin Champagnie** recorded 24 points and 21 rebounds against Gardner-Webb to join Caleb Swanigan (Purdue) and Blake Griffin (Oklahoma) as the only players in the past 25 years with consecutive 20/20 games.
- Champagnie is one of six ACC players in the ACC since 1970 to post two or more 20/20 games in a season. Tim Duncan (Wake Forest) was the last ACC player to accomplish the feat during the 1996-97 season.

PANTHER SPOTLIGHTS



- Justin Champagnie** is just the third Pitt player to post three consecutive games with at least 20 points and 10 rebounds. He is averaging 22.0 points and 17.0 rebounds per game for the Panthers over the past three contests.



- Xavier Johnson** is 11-of-23 (.478) from three-point range and 23-of-43 (.548) overall from the field over the past four games. He is averaging 18.8 points and 5.8 assists per game in that span.

LAST TIME OUT

- Pitt held visiting Gardner-Webb scoreless over the opening 12 minutes of play and jumped out to a 14-0 lead en route to a 67-50 win Wednesday at the Petersen Events Center.
- Gardner-Webb missed its first 18 field goal attempts and shot just 29.7 percent (19-of-64) from the field for the game.
- Justin Champagnie** finished with a game-high 24 points and 21 rebounds for his second consecutive 20/20 game. He went 10-of-20 from the field and added a career-best five assists, two blocks and a steal in the win.
- Xavier Johnson** added 12 points and four assists, while **Abdoul Karim Coulibaly** contributed six points, a career-high nine rebounds and two blocked shots. Johnson picked up two fouls in the opening 90 seconds of play and finished with a season-low 18:01 of playing time.
- The Panthers outrebounded Gardner-Webb, 58-38, in the contest, including a 20-11 advantage on the offensive glass. Champagnie had seven offensive boards, while **Terrell Brown** added five offensive rebounds in the win.
- Pitt posted the 17-point victory despite going just 1-of-18 (.056) from three-point range. Gardner-Webb was held to just 5-of-25 (.200) shooting from beyond the arc.

HOME COURT ADVANTAGE

- Pitt has compiled a 264-67 (.798) record, including a 159-11 (.935) ledger in non-conference play, at the Petersen Events Center.
- Pitt is 24-25 (.490) versus teams ranked in the top 25 of the AP Poll at the Petersen Events Center, with a 14-8 (.636) mark against top-10 teams and a 9-3 (.750) ledger versus teams ranked in the top-5.

NCAA • Homecourt Wins since 2002-03 Season

Rk	Team	Wins
1.	Kansas	287
2.	Memphis	281
3.	Kentucky	274
4.	Duke	273
5.	Syracuse	271
6.	Creighton	266
7.	Pitt	265
8.	Wisconsin	262
9.	Michigan State	258
10.	Gonzaga	248

through Dec. 13

QUICKEST TO 1,000-POINT CLUB

- **Xavier Johnson** has scored 981 career points in 70 career games. He is attempting to become just the 15th player in program history to top the 1,000-point mark in 80 games or fewer.
- Pitt has had 46 players score 1,000 or more career points including 10 players who primarily played the point guard position for the Panthers.
- Johnson is attempting to become the 21st player in program history to top the 1,000-point plateau as a junior. Michael Young and Jamel Artis were the last Panthers to accomplish that feat during the 2015-16 season

Quickest to 1,000 Career Points

Rk	Name, Years	Games to 1,000	Career Points
1.	Don Hennon, 1956-59	44	1,841
2.	Billy Knight, 1971-74	45	1,731
3.	Brian Shorter, 1988-91	50	1,633
4.	Brian Generalovich, 1961-64	63	1,114
5.	Charles Smith, 1984-88	64	2,045
	Calvin Sheffield, 1961-64	64	1,115
7.	Kent Scott, 1969-72	65	1,143
	Larry Harris, 1974-78	65	1,914
9.	Vonteego Cummings, 1995-99	69	1,581
10.	Ricardo Greer, 1997-01	70	1,753
11.	Clyde Vaughan, 1980-84	72	2,033
12.	Sam Clancy, 1977-81	73	1,671
13.	Demetreus Gore, 1984-85	74	1,555
14.	Jason Matthews, 1987-91	75	1,840
15.	Jerome Lane, 1985-88	81	1,217
	Xavier Johnson, 2018-p.	71	981

Pitt Point Guards to Reach 1K

Rk	Name, Years	Career Points
1.	Carl Krauser, 2002-06	1,642
2.	Vonteego Cummings, 1995-99	1,581
3.	Brandin Knight, 1999-03	1,440
4.	Jerry McCullough, 1991-96	1,342
5.	Sean Miller, 1987-92	1,282
6.	Levance Fields, 2005-09	1,247
7.	James Robinson, 2012-16	1,115
8.	Tray Woodall, 2008-13	1,108
9.	Brad Wanamaker, 2007-11	1,090
10.	Darelle Porter, 1987-91	1,007
	Xavier Johnson, 2018-p.	981

CHAMPAGNIE POPPIN' OFF

• **Justin Champagnie**, coming off an impressive freshman season in which he scored in double figures a team-high 23 times and led the team in scoring (12.7 ppg.), has elevated his play in the early part of his second season at Pitt. He is averaging 19.4 points and 13.0 rebounds per game, while shooting 49.4 percent from the field.

• Champagnie has scored in double figures in all five games this season and in 28 of 38 career contests.

• Champagnie is the only player in the ACC averaging a double-double at 19.4 points and 13.0 rebounds per game. He is one of three players in the conference averaging 17.0 points and 8.0 rebounds per game or better.

• Champagnie set a school record for most rebounds in a two-game span with 41 boards in wins over Gardner-Webb (21) and Northwestern (20).

• Champagnie has posted three consecutive 20+ point, 10+ rebound games (Dec. 5-12) matching the most by a Pitt player since the 1986-87 season.

• Champagnie became the only ACC player since at least 1970 to record consecutive 20/20 games with a 24-point, 21-rebound effort against Gardner-Webb. His 21 rebounds is tied for the seventh most in program history.

• Champagnie recorded the first 20/20 game by a Pitt player since the 2008-09 season with 20 points and 20 rebounds in the ACC-Big Ten Challenge win over Northwestern. His 20 rebounds is an ACC-Big Ten Challenge record.

• Champagnie's 20-rebound effort at Northwestern was the first 20+ rebound game by a Panther since Talib Zanna had 21 boards in an ACC Tournament win over North Carolina March 14, 2014. His 15 defensive rebounds in the contest is tied for fourth best at Pitt.

• Champagnie recorded the second 20-10 game of his career with 22 points and 10 rebounds against Northern Illinois. He was 8-of-13 from the field, including 4-of-6 from three-point range, in the win.

• Champagnie went 7-of-11 from the field and finished with 19 points, seven rebounds, two blocks and two steals in a win over Drexel.

• Champagnie currently ranks among the ACC leaders in scoring (19.4 ppg. - 3rd), rebounds (13.0 rpg. - 1st), offensive rebounds (3.8 orpg. - 2nd), defensive rebounds (9.2 drpg. - 1st), field goal percentage (.494 - 10th), blocks (1.2 bpg. - 11th) and minutes (33.81 mpg. - 11th).

ACC • Players Averaging 17.0+ PPG, 8.0+ RPG

Player, Team	PPG	RPG
Justin Champagnie, Pitt	19.4	13.0
Matthew Hurt, Duke	19.0	8.3
Moses Wright, Georgia Tech	21.3	9.8

Pitt • Defensive Rebounds in a Game

Rk	Player, Opponent, Date	DReb
1.	Jerome Lane, at Connecticut, 2/21/87	17
	DeJuan Blair, at Connecticut, 2/16/09	17
3.	Chris McNeal, Boston College, 3/3/92	16
4.	Justin Champagnie, at Northwestern, 12/9/20	15
	Jerome Lane, Florida, 1/2/88	15
	Jerome Lane, Providence, 1/25/88	15
7.	6x; last Justin Champagnie, Gardner-Webb, 12/12/20	14

PITT SEASON & CAREER TOTALS

	2020-21	Career
Double-Figure Scoring Games		
Xavier Johnson	4 (4-0)	55 (31-24)
Justin Champagnie	5 (4-1)	28 (15-13)
Au'Diese Toney	4 (3-1)	27 (17-10)
Terrell Brown	-	18 (7-11)
Ithiel Horton	1 (1-0)	-
Abdoul Karim Coulibaly	-	2 (1-1)

30+ Point Games

Justin Champagnie	-	2 (2-0)
Xavier Johnson	-	1 (0-1)

20+ Point Games

Xavier Johnson	2 (2-0)	13 (9-4)
Justin Champagnie	3 (3-0)	9 (8-1)
Au'Diese Toney	2 (1-1)	5 (2-3)

20+ Rebound Games

Justin Champagnie	2 (2-0)	2 (2-0)
-------------------	---------	---------

10+ Rebound Games

Justin Champagnie	3 (3-0)	10 (6-4)
Au'Diese Toney	-	2 (1-1)
Terrell Brown	-	1 (1-0)

10+ Assist Games

Xavier Johnson	1 (0-1)	4 (3-1)
----------------	---------	---------

Double-Doubles

Justin Champagnie	3 (3-0)	9 (6-3)
Xavier Johnson	-	2 (2-0)

3+ Three-Point FG Games

Ithiel Horton	1 (1-0)	-
Xavier Johnson	2 (2-0)	7 (4-3)
Justin Champagnie	1 (1-0)	6 (6-0)
Au'Diese Toney	1 (0-1)	2 (0-2)

Scoring Leaders

Xavier Johnson	2 (2-0)	20 (8-12)
Justin Champagnie	2 (2-0)	14 (9-5)
Au'Diese Toney	1 (0-1)	5 (0-5)
Terrell Brown	-	3 (1-2)

Rebounding Leaders

Justin Champagnie	4 (4-0)	22 (11-11)
Au'Diese Toney	-	19 (10-9)
Terrell Brown	-	14 (2-12)
Xavier Johnson	-	5 (1-4)
John Hugley	1 (0-1)	1 (0-1)
Abdoul Karim Coulibaly	-	1 (1-0)

Assists Leaders

Xavier Johnson	4 (3-1)	50 (26-24)
Justin Champagnie	1 (1-0)	2 (1-1)
Au'Diese Toney	-	1 (0-1)
Terrell Brown	-	1 (1-0)

Record in such games in ()

STREAKS

Overall	Won 4
Unranked teams anywhere	Won 4
Ranked teams anywhere	Lost 8
Home	Won 3
Home ACC	Lost 3
Home non-conference	Won 3
Home unranked non-conference	Won 3
Home ranked teams	Lost 3
Home unranked teams	Won 3
Road	Won 1
Road ACC	Lost 8
Road ranked teams	Lost 21
Road unranked teams	Won 1
Neutral	Lost 1
Neutral ranked teams	Lost 5
Neutral unranked teams	Lost 1

Consecutive Made Free Throws (active streak)

Femi Odukale	3
John Hugley	2
Abdoul Karim Coulibaly	2
Au'Diese Toney	1
Terrell Brown	1
Noah Collier	1
Gerald Drumgoole, Jr.	1
Curtis Aiken, Jr.	1

Consecutive Games (Played) with a Three-Point Field Goal

Xavier Johnson	4
----------------	---

Games Played	2020-21	Career
Terrell Brown	3 (3-1)	101 (41-60)
Xavier Johnson	5 (4-1)	71 (34-37)
Au'Diese Toney	5 (4-1)	68 (33-35)
Justin Champagnie	5 (4-1)	38 (20-18)
Ithiel Horton	5 (4-1)	38 (28-10)
Abdoul Karim Coulibaly	5 (4-1)	31 (16-15)
Gerald Drumgoole, Jr.	4 (3-1)	25 (11-14)
Onyebuchi Ezeakudo	2 (2-0)	19 (13-6)
Curtis Aiken, Jr.	1 (1-0)	7 (3-4)
John Hugley	5 (4-1)	5 (4-1)
William Jeffress	5 (4-1)	5 (4-1)
Noah Collier	5 (4-1)	5 (4-1)
Femi Odukale	5 (4-1)	5 (4-1)
Chayce Smith	2 (2-0)	3 (3-0)
Max Amadasun	2 (2-0)	2 (2-0)
Aidan Fisch	2 (2-0)	2 (2-0)

Starts	Consecutive	Career
Xavier Johnson	9 (5-4)	70 (34-36)
Au'Diese Toney	22 (9-13)	58 (27-31)
Terrell Brown	-	44 (11-33)
Justin Champagnie	28 (13-15)	33 (18-15)
Ithiel Horton	5 (4-1)	5 (4-1)
Abdoul Karim Coulibaly	4 (4-0)	4 (4-0)
Gerald Drumgoole, Jr.	-	2 (1-1)
John Hugley	-	1 (0-1)

Record in such games at Pitt in ()

Pitt • Most Rebounds in Two-Game Span

Rk	Player	Total
1.	Justin Champagnie 20 at Northwestern (12/9/20), 21 vs. Gardner-Webb (12/12/20)	41
2.	DeJuan Blair 23 at Connecticut (2/16/09), 18 vs. DePaul (2/21/09)	40
3.	Jerome Lane 21 at Connecticut (2/21/87), 17-Villanova (2/23/87)	38

Pitt • Consecutive 20/10 Games Since 1986-87

Rk	Player, Dates	Total
1.	Justin Champagnie, Dec. 5-12, 2020	3
	Eric Mobley, Feb. 19-26, 1994	3
	Brian Shorter, Jan. 23-31, 1990	3

NCAA • Rebound Leaders

Rk	Player, School	GM	RPG
1.	Elijah Goss, IUPUI	1	16.0
2.	Fardaws, Aimaq, Utah Valley	5	15.6
3.	Yauhen Massalski, San Diego	1	14.0
4.	Justin Champagnie, Pitt	5	13.0
	Loudon Love, Wright State	3	13.0

ELITE COMPANY IN 20/20 CLUB

• Justin Champagnie joined some elite company with his 20-point, 20-rebound game at Northwestern, posting the 14th 20-20 game in program history.

• Champagnie recorded 20 points and 20 rebounds, while playing all 40 minutes in a 71-70 win at Northwestern to become just the fourth major conference player in the past 25 years to accomplish that feat.

• Champagnie's 20/20 game was the 13th such game in the ACC over the past 25 seasons. At 6-6, he also became the shortest player in that span to register a 20-20 game.

• Champagnie recorded 24 points and 21 rebounds against Gardner-Webb to join Caleb Swanigan (Purdue) and Blake Griffin (Oklahoma) as the only players in the past 25 years with consecutive 20/20 games.

• Champagnie is one of six ACC players in the ACC since 1970 to record two or more 20/20 games in a season. Tim Duncan (Wake Forest) was the last ACC player to accomplish the feat during the 1996-97 season.

• Champagnie is the first ACC player to record consecutive 20/20 games since Tom Burleson (NC State) during the 1971-72 season.

20/20 in 40 Minute Games by Major Conference Players in the Past 25 Seasons

Player, Opponent, Date	MIN	PTS	REB
J. Champagnie, at Northwestern, 12/9/20	40	20	20
Ben Simmons, vs. Marquette, 11/23/15	40	21	20
Kevin Durant, at Texas Tech, 1/31/17	40	37	23
Tim Duncan, at Virginia, 2/22/97	40	21	23

20/20 in 40 Minute Games by All NCAA Players in the Past 10 Seasons vs. Division I Opponents

Player, Opponent, Date	MIN	PTS	REB
J. Champagnie, at Northwestern, 12/9/20	40	20	20
James Thompson (EMU), vs. Ball State, 3/5/19	40	20	23
Mike Daum (SDST), vs. North Dakota, 1/16/19	40	34	21
Ben Simmons (LSU), vs. Marquette, 11/23/15	40	21	20
Kendall Gray (DSU), vs. Coppin State, 3/5/15	40	33	30
Willis Hall (CofC), vs. Davidson, 1/1/14	40	26	21

Pitt • 20/20 Games

Player, Opponent, Date	PTS	REB
Justin Champagnie, Gardner-Webb, 12/12/20	24	21
Justin Champagnie, at Northwestern, 12/9/20	20	20
DeJuan Blair, at Connecticut, 2/16/09	23	22
DeJuan Blair, Notre Dame, 1/31/09	27	20
Chris McNeal, vs. Boston College, 3/3/92	27	20
Bobby Martin, at Georgetown, 2/7/90	27	20
Brian Shorter, vs. Northwestern, 12/28/88	26	20
Jerome Lane, at Connecticut, 2/21/87	20	21
Sam Clancy, Duquesne, 2/22/78	20	20
Mel Bennett, at West Virginia, 3/7/75	22	21
Billy Knight, Buffalo, 1/20/74	25	21
Billy Knight, Syracuse, 2/11/72	33	20
Billy Knight, Lafayette, 1/26/72	26	21
Paul O'Gorek, at George Washington, 1/6/71	25	20
Jim LaValley, Carnegie Tech, 12/1/66	26	20

ACC • 20/20 Games Since 1970 (as a member of the ACC)

Player, Opponent, Date	PTS	REB
Justin Champagnie, Gardner-Webb, 12/12/20	24	21
Justin Champagnie, at Northwestern, 12/9/20	20	20
Marvin Bagley (DU), Florida State, 12/30/17	32	21
Brice Johnson (UNC), at Florida State, 1/4/16	39	23
Jahlil Okafor (DU), Elon, 12/15/2014	25	20
Tyler Zeller (UNC), vs. Ohio, 3/23/12	20	22
Tyler Hansbrough (UNC), at Florida State, 2/3/08	22	21
Eric Williams (WF), at Clemson, 1/11/06	22	20
Sean May (UNC), Duke, 3/6/05	26	24
Travis Watson (UVA), Wofford, 1/2/03	21	20
Elton Brand (DU), vs. Fresno State, 11/28/98	21	21
Tim Duncan (WFU), vs. St. Mary's, 3/14/97	22	22
Tim Duncan (WFU), at Virginia, 2/22/97	21	23
Serge Zwikker (UNC), USC, 12/6/96	22	20
Tim Duncan (WFU), Florida State, 1/7/95	26	20
Joe Smith (MD), Florida State, 1/11/94	23	20
Dale Davis (CU), South Carolina State, 12/17/90	22	21
Dale Davis (CU), North Carolina, 2/1/89	21	21
Horace Grant (CU), Wake Forest, 2/18/87	33	20
Horace Grant (CU), Georgia State, 12/18/85	21	20
Ralph Sampson (UVA), NC State, 1/12/83	33	21
Ralph Sampson (UVA), Wake Forest, 2/24/82	22	20
Ralph Sampson (UVA), Virginia Tech, 2/6/82	25	21
Tree Rollins (CU), Maryland, 1/19/77	22	23
Tree Rollins (CU), Georgia Tech, 1/8/77	20	20
Tree Rollins (CU), Tennessee Tech, 12/11/76	28	23
Mitch Kupchak (UNC), at Tulane, 2/14/76	35	21
Tree Rollins (CU), St. John's, 12/1/73	22	20
Tom Burleson (NCST), Pitt, 1/22/72	27	23
Tom Burleson (NCST), Clemson, 1/17/72	24	21
David Angel (CU), vs. Auburn, 12/30/71	27	22
Tom Burleson (NCST), Purdue, 12/10/71	24	21
Tom Burleson (NCST), Georgia, 12/4/71	37	21
Randy Denton (DU), vs. St. Bonaventure, 3/27/71	23	20
Randy Denton (DU), vs. Northwestern, 12/29/70	23	25
Randy Denton (DU), Maryland, 2/21/70	24	21

NCAA • Multiple 20/20 Games In a Season Past 25 Seasons

Rk	Player, School, Year	Total
1.	John Bryant, Santa Clara, 2008-09	6
2.	Caleb Swanigan, Purdue, 2016-17	4
3.	Mike Daum, South Dakota State, 2018-19	3
	Kenneth Faried, Morehead State, 2010-11	3
	Jason Thompson, Rider, 2007-08	3
6.	Justin Champagnie, Pitt, 2020-21	2
	Nico Carvacho, Colorado State, 2018-19	2
	Rokas Gustys, Hofstra, 2015-16	2
	Artsiom Parakhouski, Radford, 2009-10	2
	Blake Griffin, Oklahoma, 2008-09	2
	Michael Beasley, Kansas State, 2007-08	2
	Paul Milsap, La. Tech, 2003-04	2
	Nigel Wyatt, Wagner, 2003-04	2
	Chris Kaman, Central Michigan, 2002-03	2
	Shaun Stonerook, Ohio, 1999-00	2
	Rocky Walls, Oral Roberts, 1998-99	2

NCAA • Consecutive 20/20 Games Past 25 Seasons

Player, School	Total
Justin Champagnie, Pitt	2
Gardner-Webb, 12/12/20, 24/21; at Northwestern, 12/9/20, 20/20	
Caleb Swanigan	2
Northwestern, 12/21/16, 32/20; Western Illinois, 12/19/16, 21/21	
Blake Griffin	2
Gardner-Webb, 11/22/08, 35/21; Davidson, 11/18/08, 25/21	

X FACTOR

- **Xavier Johnson** has scored in double figures in 55 of 71 career games and is averaging 13.8 points, 3.8 rebounds and 4.9 assists per game. Vonteego Cummings (1995-99) and Carl Krauser (2002-06) are the only players to average at least 10.0 points, 4.0 rebounds and 4.0 assists in their careers.
- Johnson is one of two players (Carlik Jones, Louisville) in the ACC averaging at least 15.0 points, 4.5 rebounds and 5.0 assists per game. He enters Wednesday's contest averaging 16.8 points, 4.8 rebounds and 6.6 assists per game.
- Johnson has averaged double-figures in scoring in each of his first two seasons and is looking to become the first Pitt player since Ricardo Greer (1997-00) to average 10-or-more points in their first three seasons.
- Johnson has finished in the top 10 in the ACC in assists in each of his first two seasons and is the leading returning assist man in the conference with 345 career assists. He currently leads the conference and ranks 28th nationally in assists (6.6 apg.).
- Johnson scored a game-high 21 points and made a career-best five three-point field goals to go along with seven rebounds and four assists in a win at Northwestern. He was 4-of-5 from beyond the arc and scored 16 of his 21 points in the second half.
- Johnson had 15 points and seven assists with no turnovers in a win over Northern Illinois.
- Johnson scored a game-high 27 points to go along with six rebounds, eight assists and two steals in a win over Drexel. He was 9-of-13 from the field, 6-of-6 from the foul line and matched a career high with three three-point field goals.
- Johnson recorded 10 assists in the season opener for his fourth career double-digit assist game.
- Johnson ranks among the ACC leaders in scoring (16.8 ppg. - 11th), assists (6.6 apg. - 1st), assist-to-turnover ratio (1.94:1 - 10th), field goal percentage (.490 - 11th), three-point field goal percentage (.393 - 5th) and three-point field goals (2.2 3pg. - 6th).

ACC • Players Averaging 15.0+ PPG, 4.5+ RPG, 5.0+ APG

Player, Team	PPG	RPG	APG
Xavier Johnson, Pitt	16.8	4.8	6.6
Carlik Jones, Louisville	17.3	7.0	5.3

Pitt • Career Assists Per Game Leaders (minimum 50 games)

Rk	Player, Years	GM	ASTS	APG
1.	Brandon Knight, 1999-03	127	785	6.2
2.	Sean Miller, 1987-82	128	744	5.8
3.	Darelle Porter, 1987-91	123	617	5.0
	Jerry McCullough, 1991-96	111	552	5.0
5.	Levance Fields, 2005-09	131	645	4.9
	Xavier Johnson, 2018-p.	71	345	4.9
7.	Carl Krauser, 2002-06	126	568	4.5
8.	Vonteego Cummings, 1995-99	103	458	4.4
	Billy Culbertson, 1981-84	78	343	4.4
	James Robinson, 2012-16	136	604	4.4

Career 10+ Assist Games

Opponent, Date	PTS	REBS	ASTS
Saint Francis, 11/25/20	9	5	10
Boston College, 1/22/19	9	4	10
Louisville, 1/9/19	21	5	10
VMI, 11/9/18	14	4	10

TONY READY TO DO IT AGAIN

- **Au'Diese Toney**, one of the top wing defenders in the ACC, is poised for a breakout season after averaging 9.5 points and 4.8 rebounds per game a year ago. He has scored 18 or more points in three of Pitt's first five games, including a pair of 20-point efforts.
- Toney ranks among the ACC leaders in scoring (16.4 ppg. - 13th), field goal percentage (.529 - 9th), offensive rebounds (2.80 - T-7th) and minutes (32.8 mpg. - 15th).
- Toney finished with 18 points and eight rebounds (five offensive boards) in a road win over Northwestern. He went 6-of-13 from the field and 5-of-6 from the foul line.
- Toney knocked down a pair of three-point field goals and finished with 15 points and five assists against Northern Illinois.
- Toney topped the 20-point mark in each of the first two games of the season, becoming the first Panther to accomplish that feat since Ashton Gibbs scored 20 or more points in each of the first three games of the 2011-12 season.
- Toney went 7-of-11 from the field and got to the free throw line 11 times en route to a 20-point, four-rebound, six-assist effort in a win over Drexel.
- Toney opened the season with 20 points, seven rebounds and three steals against Saint Francis. He went 8-of-11 from the field, including a career-best 4-of-6 from three-point range.

Toney Year 3 Growth

Year	FG%	3FG%	PPG	RPG	Asts	Stls
2020-21	.529	.389	16.4	5.0	2.6	1.2
2019-20	.461	.328	9.5	4.8	1.2	1.2
2018-19	.360	.246	7.5	5.6	0.5	0.7

ACC • Scoring Leaders

Rk	Player, School	PPG
1.	Prentiss Hubb, Notre Dame	21.3
2.	Moses Wright, Georgia Tech	21.3
3.	Justin Champagnie, Pitt	19.4
4.	Matthew Hurt, Duke	19.0
5.	Alan Griffin, Syracuse	18.4
6.	Devon Daniels, NC State	18.0
7.	Jose Alvarado, Georgia Tech	17.8
8.	MJ Walker, Florida State	17.7
9.	Carlik Jones, Louisville	17.3
10	Isaiah Wong, Miami	17.0
11.	Xavier Johnson, Pitt	16.8
12.	Nate Laszewski, Notre Dame	16.5
13.	Au'Diese Toney, Pitt	16.4
14.	Quincy Guerrier, Syracuse	16.2
	Wynston Tabbs, Boston College	16.2

HORTON EXPECTED TO BOLSTER BACKCOURT

- **Ithiel Horton** averaged 13.2 points and 3.1 rebounds per game during the 2018-19 season at Delaware. He was an elite shooter from long range, making 79 three-point field goals and shooting 40.9 percent from beyond the arc.
- Horton knocked down five three-point field goals and finished with 15 points and four assists in a win over Northern Illinois.

2020-21 ACC / NCAA RANKS

Team	ACC Rank	NCAA Rank
Scoring Offense	76.0	7th
Scoring Defense	66.6	10th
Scoring Margin	+9.4	9th
FG Pct.	.435	14th
Opp. FG Pct.	.391	7th
3-Pt. Pct.	.301	13th
3-Pt. FGs Per Game	6.8	12th
Opp. 3-Pt. Pct.	.278	3rd
FT Pct.	.627	15th
Rebound Margin	+10.4	2nd
Assists	16.8	3rd
Assist/Turnover Ratio	1.15:1	8th
Blocked Shots	5.0	4th
Steals	6.8	10th
Turnovers Per Game	14.6	11th
Turnover Margin	+0.6	10th

Individual

	ACC Rank	NCAA Rank
Scoring		
Justin Champagnie	19.4	3rd
Xavier Johnson	16.8	11th
Au'Diese Toney	16.4	13th

Field Goal Percentage

Au'Diese Toney	.529	9th	158th
Justin Champagnie	.494	10th	218th
Xavier Johnson	.490	11th	228th

Three-Point Field Goals

Xavier Johnson	2.20	6th	198th
----------------	------	-----	-------

Double-Doubles

Justin Champagnie	3	1st	9th
-------------------	---	-----	-----

Rebounds

Justin Champagnie	13.0	1st	4th
-------------------	------	-----	-----

Defensive Rebounds

Justin Champagnie	9.2	1st	8th
-------------------	-----	-----	-----

Offensive Rebounds

Justin Champagnie	3.8	2nd	30th
Au'Diese Toney	2.8	7th	126th

Assists

Xavier Johnson	6.6	1st	29th
----------------	-----	-----	------

Assist-to-Turnover Ratio

Xavier Johnson	1.94:1	10th	205th
----------------	--------	------	-------

Blocked Shots

Abdoul Karim Coulibaly	1.6	6th	87th
Justin Champagnie	1.2	11th	180th
Terrell Brown	1.0	12th	201st

Minutes

Justin Champagnie	33:49	11th	137th
Au'Diese Toney	32:45	15th	201st

ACC/NCAA rankings through Dec. 13

Career 5+ Three-Point Field Goal Games

Opponent, Date	PTS	3FG
Northern Illinois, 12/5/20	15	5
vs. Hofstra, 3/11/19	21	5
vs. William & Mary, 3/10/19	26	6
Hofstra, 3/2/19	26	6
UNC Wilmington, 1/10/19	31	9

WHAT CAN BROWN DO FOR YOU?

• Terrell Brown is averaging 1.58 blocks per game for his career, seventh best in program history. He leads all active players in the ACC and ranks fourth in the Pitt record books with 160 career blocked shots.

Pitt • Career Blocks Per Game

Rk	Player, Years	GM	BLKS	BPG
1.	Charles Smith, 1984-88	122	346	2.84
2.	Eric Mobley, 1991-94	88	184	2.09
3.	Mark Blount, 1995-97	56	105	1.88
4.	Attila Cosby, 1997-99	55	96	1.75
5.	Chris Taft, 2003-05	65	110	1.69
6.	Jaime Peterson, 1993-95	54	89	1.65
7.	Terrell Brown, 2017-p.	101	160	1.58
8.	Sam Clancy, 1977-81	116	170	1.47
9.	Isaac Hawkins, 1996-01	118	143	1.21
10.	Aaron Gray, 2003-07	113	130	1.15

Pitt • Career Blocks

Rk	Player, Years	Blocks
1.	Charles Smith, 1984-88	346
2.	Eric Mobley, 1991-94	184
3.	Sam Clancy, 1977-81	170
4.	Terrell Brown, 2017-p.	160
5.	Isaac Hawkins, 1996-01	143

SIBANDE STILL WAITING NCAA ELIGIBILITY DECISION

• Senior Nike Sibande has missed Pitt's first five games of the season as his waiver for immediate eligibility is still in process after transferring from Miami [Ohio] after last season. The NCAA is expected to make an announcement regarding immediate eligibility for all transfers Wednesday, Dec. 16 at 5 p.m.

• Sibande, a proven scorer with 1,493 career points in three seasons at Miami [Ohio], has scored in double figures 76 times in 97 career games, including 26 games with 20 or more points scored.

• Sibande has made 186 three-point field goals and is an outstanding rebounder from the guard position, averaging 5.1 rebounds per game for his career.

YOUTH MOVEMENT

• Freshman Will Jeffress is one of the youngest players in the NCAA after bypassing his final year of high school to sign with the Panthers for the 2020-21 season. He made his college debut at 17 years, five months and 22 days old, becoming the youngest ACC player to compete in a game since Brad Daugherty debuted for North Carolina at 17 years, one month and one day old Nov. 20, 1982.

• Jeffress registered seven points, four rebounds, one assist and a steal in his Pitt debut.

• Jeffress finished with seven points, four rebounds and a steal in a season-high 33 minutes of action at Northwestern.

• Jeffress, a three-time all-state selection out of Erie, Pa., scored 1,673 points and grabbed 578 rebounds, while leading McDowell to a 54-18 record in three seasons.

• Jeffress won a gold medal as a member of the 2019 Team USA FIBA U16 Americas Championship team.

Youngest player in NCAA DI - 2020-21

Player, School	DOB	Debut
Pavlo Dziuba, Arizona State	7/3/03	11/25/20
	17 years, 4 months, 22 days	
William Jeffress, Pitt	6/3/03	11/25/20
	17 years, 5 months, 22 days	

Youngest Player in ACC Basketball (research dates back to 1976)

Player, School	DOB	Debut
Brad Daugherty, North Carolina	10/19/65	11/20/82
	17 years, 1 month, 1 day	
Mike Gminski, Duke	8/3/59	11/26/76
	17 years, 3 months, 23 days	
William Jeffress, Pitt	6/3/03	11/25/20
	17 years, 5 months, 22 days	
C.J. Felder, Boston College	12/7/01	11/6/19
	17 years, 10 months, 29 days	

LATE GAME HEROICS IN EVANSTON

• Pitt secured a come-from-behind, 71-70, win over Northwestern on a Justin Champagnie dunk off a dump down pass from Xavier Johnson with 5.8 seconds remaining. The basket gave the Panthers their first lead of the contest after trailing for 38:13.

• The Panthers erased a 14-point first half deficit, an 11-point halftime margin, a nine-point deficit with 4:16 remaining and a five-point margin with 1:27 left to play in the contest.

Largest Deficit Overcome to Win • Less than 7:00 Left

Rk	Opponent, Date	Margin
1.	Ohio, 2/13/75 (trailed 65-54 with 3:47 to go, won 72-71) at Syracuse, 3/1/08 (trailed 75-64 with 3:49 to go, won 82-77)	-11
3.	Purdue, 12/2/60 (trailed 69-59 with 7:00 to go, won 81-80) Coppin State, 12/27/93 (trailed 61-51 with 7:42 left, won 76-70) at Boston College, 1/6/15 (trailed 53-43 with 3:04 to go, won 61-60 in OT)	-10
6.	at Northwestern, 12/9/20 (trailed 64-55 with 4:19 left, won 71-70) West Virginia, 2/17/99 (trailed 47-38 with 5:00 to go, won 69-67) at West Virginia, 3/5/1949 (trailed by 9 points with 3:00 to play, won 34-32) St. Bonaventure, 12/15/79 (trailed 56-47, won 71-70)	-9

Largest Deficit Overcome to Win • Less than 1:30 Left

Rk	Opponent, Date	Margin
1.	Oakland, 11/17/12 (trailed 58-51 with 1:07 to go, won 72-62 in OT) West Virginia, 2/12/10 (trailed 66-59 with 1:13 to go, won 98-95 in 3OT)	-7
3.	at Boston College, 1/6/15 (trailed 53-47 with 1:28 to go, won 61-60 in OT) Rutgers, 1/17/98 (trailed 83-77 with 35 seconds to go, won 86-85 in OT) at Temple, 1/4/82 (trailed 56-50 with 1:37 to go, won 60-59)	-6
6.	8x; last at Northwestern, 12/9/20 (trailed 70-65 with 1:27 left, won 71-70)	-5

Most Consecutive Minutes Trailed Before Winning

Rk	Opponent, Date	Minutes
1.	at Northwestern, 12/9/20 (took first lead with 5.8 second left, won 71-70)	38:13
2.	at Duquesne (MA), 12/2/09 (tied game with 2:06 left in regulation, won 67-58 in 2OT)	36:58
3.	Oakland, 11/17/12 (tied game with 10 seconds remaining, won 72-62 OT)	32:20

THREES, DIMES AND SOLID D

• Pitt exploded for 89 points in a Dec. 5 win over Northern Illinois as terrific passing and elite long range shooting led to a 30-point win.

• The Panthers went 14-of-29 (.483) from three-point range as Ithiel Horton and Justin Champagnie combined to go 9-of-16 (.563) from beyond the arc. The 14 made threes are the most under Jeff Capel and tied for the second most in a game in program history.

• Pitt assisted on 86.7 percent (26-of-30) of its made field goals against the Huskies. The 26 assists were the most in a game under Capel and the most since the Panthers had 29 assists against Gardner-Webb Nov. 14, 2016.

• The Panthers defense also delivered in the win creating 18 turnovers which resulted in a +30 margin (33-3) in points off turnovers. The 33 points scored off turnovers is the most in program history. Points off turnovers stat tracking began in 2012-13.

Pitt • Three-Point Field Goals in a Game

Rk	Opponent, Date	3FGM
1.	Notre Dame, 1/29/97	16
2.	Northern Illinois, 12/5/20	14
	McNeese State, 12/16/17	14
	Wofford, 3/14/12	14
	Marshall, 12/6/90	14
	Miami [Fla.], 2/18/95	14
	Maryland-Baltimore County, 12/13/08	14
	Albany, 11/28/03	14
	vs. Georgia, 12/17/94	14

20+ Assist Games Under Jeff Capel

Rk	Opponent, Date	Assists
1.	Northern Illinois, 12/5/20	26
2.	VMI, 11/9/18	24
3.	Troy, 11/12/18	20

Pitt • Points off Opponent Turnovers

Rk	Opponent, Date	Total	Margin
1.	Northern Illinois, 12/5/20	33	+30
2.	Virginia Tech, 1/31/16	33	+29

SHOOTING STARS

• Pitt shot 62.0 percent (31-of-50) from the field in a win over Drexel, marking the second time under Jeff Capel the Panthers have shot better than 60 percent from the field.

• Xavier Johnson (9-of-13), Au'Diese Toney (7-of-11) and Justin Champagnie (7-of-11) combined to shoot 23-of-35 (.657) from the field.

• Pitt shot 83.9 percent (26-of-31) on its two-point field goal attempts against the Dragons, the best shooting performance from inside the three-point arc in program history.

60 Percent Shooting Games Under Jeff Capel

Opponent, Date	FG-FGA	PCT	Result
VMI, 11/9/19	33-of-52	.635	W, 94-55
Drexel, 11/28/20	31-of-50	.620	W, 83-74

Pitt • Top Two-Point Field Goal PCT Games

Rk	Opponent, Date	Overall FG PCT	2FG PCT
1.	Drexel, 11/28/20	.620 (31-of-50)	.839 (26-of-31)
2.	Mt. St. Mary's, 11/9/12	.708 (34-of-48)	.786 (33-of-42)
3.	vs. Kent State, 3/17/06	.674 (31-of-46)	.781 (25-of-32)
4.	Cincinnati, 2/14/09	.674 (31-of-46)	.765 (26-of-34)
5.	Robert Morris, 1/4/03	.631 (41-of-65)	.741 (40-of-54)
6.	Beth.-Cook, 12/15/12	.673 (37-of-55)	.739 (34-of-46)
7.	vs. Marquette, 3/4/09	.630 (34-of-54)	.730 (27-of-37)
8.	YSU, 11/27/93	.649 (48-of-74)	.700 (42-of-60)

TOP SCORING TRIOS

- **Xavier Johnson** (27), **Au'Diese Toney** (20) and **Justin Champagnie** (19) combined for 66 points in a Nov. 28 win over Drexel, the sixth most points by a Pitt trio in the past 10 seasons.
- Champagnie, Johnson and Toney combined to go 23-of-35 (.657) from the field in the win over the Dragons.

Pitt • Top Scoring Trio Games in the Past 10 Seasons

Rk	Opponent, Date	Points
1.	Marshall, 12/28/16 Artis (30), Young (30), Jeter (21)	81
2.	Marshall, 12/28/16 Artis (30), Young (30), Johnson (16)	76
3.	Marshall, 12/28/16 Artis (30), Jeter (21), Johnson (16)	67
	Marshall, 12/28/16 Young (30), Jeter (21), Johnson (16)	67
	at Louisville, 1/11/17 Artis (43), Young (17), Jeter (7)	67
6.	Drexel, 11/28/20 Johnson (27), Toney (20), Champagnie (19)	66
7.	Eastern Michigan, 11/11/16 Artis (27), Young (26), Jeter (12)	65
	vs. Boston College, 3/12/19 McGowens (26), Johnson (23), Wilson-Frame (16)	65
	Louisville, 1/9/19 McGowens (33), Johnson (21), Brown (11)	65
	New Orleans, 12/20/18 McGowens (24), Johnson (21), Toney (20)	65

ON THE GLASS

- Pitt recorded 22 offensive rebounds in the season opener, marking the second time under head coach **Jeff Capel** the Panthers have recorded 20 or more offensive rebounds in a game. The Panthers were only able to convert the 22 offensive boards into 16 second chance points.
- Pitt registered 47 rebounds against Saint Francis, marking the third time under Capel the Panthers have collected 45 or more rebounds in a game.
- The Panthers collected 50 or more rebounds in consecutive games against Northwestern and Gardner-Webb. Pitt grabbed 20 offensive rebounds in the win over the Runnin' Bulldogs and had a +20 rebound margin in both contests.

20+ Offensive Rebound Games Under Jeff Capel

Opponent, Date	OReb	2nd Pts	Result
Saint Francis, 11/25/20	22	16	L, 80-70
Gardner-Webb, 12/12/20	20	19	W, 67-50
at Boston College, 2/12/19	20	17	L, 66-57

45+ Rebound Games Under Jeff Capel

Opponent, Date	Reb	Margin	Result
Gardner-Webb, 12/12/20	58	+20	W, 67-50
at Northwestern, 12/9/20	54	+20	W, 71-70
Maryland Eastern Shore, 12/15/18	51	+19	W, 78-43
Saint Francis, 11/25/20	47	+9	L, 80-70
North Carolina, 1/5/18	46	-5	L, 85-60

PRESEASON ACC PROJECTIONS

- Pitt was picked to finish 13th in the Atlantic Coast Conference as voted upon by the league's media as part of its virtual media day in November.

2020-21 ACC Predicted Order of Finish

Rk	School	Points
1.	Virginia	2214 (97)
2.	Duke	2146 (34)
3.	Florida State	1973 (15)

4.	North Carolina	1933 (7)
5.	Louisville	1693 (2)
6.	Syracuse	1234
7.	Miami	1223
8.	NC State	1149
9.	Georgia Tech	1147
10.	Clemson	1057
11.	Virginia Tech	794
12.	Notre Dame	769
13.	Pitt	635
14.	Boston College	404
15.	Wake Forest	229

First-place votes in parentheses; 155 total voters

WHAT'S RETURNING FOR PITT

- In addition to returning three starters and 10 letterwinners, Pitt brings back 63.1 percent of its scoring, 61.4 percent of its rebounding and 60.1 percent of its assists from last season.

Panthers' Returning Production

	Total	PCT
Games Started	98-of-165	59.4
Minutes	4,98-of-6625	63.4
Points	1357-of-2152	63.1
Made Field Goals	484-of-755	64.1
Field Goal Attempts	1160-of-1867	62.1
Three-Point Field Goals	89-of-175	50.9
Three-Point Attempts	318-of-592	53.7
Made Free Throws	300-of-467	64.2
Free Throw Attempts	426-of-655	65.0
Rebounds	693-of-1128	61.4
Offensive Rebounds	245-of-394	62.2
Defensive Rebounds	448-of-734	61.0
Assists	243-of-404	60.1
Blocks	93-of-113	82.3
Steals	146-of-258	56.6

FATHER-SON COACH COMBOS

- **Jeff Capel** is one of 16 sons of former Division I head coaches serving in the same capacity in the NCAA this season.

Father-Son Division I Head Coach Combos

Father	Son (School)
Jeff Capel II	Jeff Capel III (Pitt)
Dick Bennett	Tony Bennett (Virginia)
Kermit Davis, Sr.	Kermit Davis, Jr. (Mississippi)
Charlie Spoonhour	Jay Spoonhour (Eastern Illinois)
Rick Pitino	Richard Pitino (Minnesota)
Ralph Willard	Kevin Willard (Seton Hall)
Tony Barone, Sr.	Brian Barone (SIUE)
Homer Drew	Scott Drew (Baylor)
	Bryce Drew (Grand Canyon)
Tom Davis	Keno Davis (Central Michigan)
Mike Dunleavy, Sr.	Baker Dunleavy (Quinnipiac)
Jim Dutcher	Brian Dutcher (San Diego State)
Joe Gottfried	Mike Gottfried (Cal State Northridge)
Bill Musselman	Eric Musselman (Arkansas)
Skip Prosser	Mark Prosser (Western Carolina)
Bo Ryan	Will Ryan (Green Bay)

FATHER-SON PITT COMBOS

- Redshirt sophomore guard **Curtis Aiken, Jr.**, is the son of former Panther standout and current member of the Pitt radio broadcast team Curtis Aiken. The elder Aiken scored 1,200 career points for the Panthers from 1983-1987.
- Junior guard **Chayce Smith** joined the program as a walk-on prior to the 2019-20 season. He is the son of Pitt all-time leading scorer and 1988 NBA First Round Draft selection Charles Smith (third overall).

Father-Son Pitt Combos

Father (Years)	Son (Years)
Samuel David (1945-49)	Joey David (1983-86)
Brian Generalovich (1961-64)	Brock Generalovich (1989-93)
Gilbert Johnson (1988-90)	Cameron Johnson (2014-17)
Curtis Aiken (1983-87)	Curtis Aiken, Jr. (2018-p.)
Charles Smith (1984-88)	Chayce Smith (2019-p.)

FAMILY AFFAIR

- Head coach **Jeff Capel** is joined on the coaching staff by his younger brother **Jason Capel**. They are the first brother coaching combination in the ACC since Seth Greenberg and Brad Greenberg were together on the staff at Virginia Tech from 2003-07.

SEASONED STAFF

- Head coach **Jeff Capel** has assembled an impressive coaching staff featuring three former Division I head coaches - **Tim O'Toole** (Fairfield - 1998-2006), **Milan Brown** (Holy Cross - 2010-15 & Mount St. Mary's - 2003-10) and **Jason Capel** (Appalachian State - 2010-13). Pitt and Iowa are the only programs in the country with three former head coaches serving as full-time assistant coaches.

Former Head Coaches on Staff

Rk	School	Total
1.	Pitt	3
	Tim O'Toole - Fairfield	
	Milan Brown - Mount St. Mary & Holy Cross	
	Jason Capel - Appalachian State	
	Iowa	3
	Kirk Speraw - Central Florida	
	Sherman Dillard - Indiana State & James Madison	
	Billy Taylor - Lehigh	
3.	Michigan State	2
	Dane Fife - IPFW	
	Mike Garland - Cleveland State	
	Tulane	2
	Ray McCallum - Ball State, Houston & Detroit	
	Kevin Johnson - Centenary	
	Washington	2
	Cameron Dollar - Seattle	
	Dave Rice - UNLV	
	Colorado	2
	Bill Grier - San Diego	
	Rick Ray - SEMO, Mississippi State	
	Fordham	2
	Dennis Felton - WKU, Georgia, Cleveland State	
	Anthony Evans - Norfolk State, FIU	
	Arkansas	2
	David Patrick - UC Riverside	
	Corey Williams - Stetson	
	Loyola Marymount	2
	David Carter - xx	
	Allen Edwards - xx	
	West Virginia	2
	Larry Harrison - Hartford	
	Ron Everhart - Duquesne, Northeastern, McNeese	
	Boise State	2
	Mike Burns - Eastern Washington	
	Tim Durveya - Utah State	
	New Mexico	2
	Dan McHale - Eastern Kentucky	
	Scott Padgett - Samford, Louisville	

2020-21 PITT MEN'S BASKETBALL ROSTER

Alphabetical

NO	NAME	POS	HT	WT	CL-EXP	HOMETOWN (HIGH SCHOOL / PREVIOUS COLLEGE)
14	Curtis Aiken, Jr.	G	6-1	200	R-SO-1L	Pittsburgh, Pa. (North Allegheny)
35	Max Amadasun	C	6-10	230	FR-HS	Dublin, Ireland (Christ Our Saviour Lutheran)
21	Terrell Brown	F/C	6-10	235	SR-3L	Providence, R.I. (Tilton School [N.H.])
11	Justin Champagnie	F	6-6	200	SO-1L	Brooklyn, N.Y. (Bishop Loughlin)
3	Noah Collier	F	6-9	210	FR-HS	Mullica Hill, N.J. (Westtown School [Pa.])
12	Abdoul Karim Coulibaly	F	6-8	215	SO-1L	Bamako, Mali (Scotland Campus [Pa.])
4	Gerald Drumgoole, Jr.	F	6-5	200	SO-1L	Rochester, N.Y. (La Lumiere [Ind.])
31	Onyebuchi Ezeakudo	G	6-0	180	JR-2L	Fort Wayne, Ind. (Homestead)
13	Aidan Fisch	F	6-5	200	JR-HS	Murrysville, Pa. (Franklin Regional)
0	Ithiel Horton	G	6-3	200	R-SO-1L	Vauxhall, N.J. (Roselle Catholic / Delaware)
23	John Hugley	F	6-9	240	FR-HS	Cleveland, Ohio (Brush)
24	William Jeffress	G/F	6-7	205	FR-HS	Erie, Pa. (McDowell)
1	Xavier Johnson	G	6-3	200	JR-2L	Woodbridge, Va. (Bishop O'Connell)
2	Femi Odukale	G	6-5	185	FR-HS	Brooklyn, N.Y. (Springfield Commonwealth Academy [Mass.])
22	Nike Sibande	G	6-4	185	SR	Indianapolis, Ind. (Crispus Attucks / Miami [Ohio])
42	Chayce Smith	G	6-3	185	JR-1L	Mount Laurel, N.J. (The Kiski School [Pa.])
5	Au'Diese Toney	G/F	6-6	210	JR-2L	Huntsville Ala. (Trinity Christian Academy [N.C.])

Numerical

NO	NAME	POS	HT	WT	CL-EXP	HOMETOWN (HIGH SCHOOL / PREVIOUS COLLEGE)
0	Ithiel Horton	G	6-3	200	R-SO-1L	Vauxhall, N.J. (Roselle Catholic / Delaware)
1	Xavier Johnson	G	6-3	200	JR-2L	Woodbridge, Va. (Bishop O'Connell)
2	Femi Odukale	G	6-5	185	FR-HS	Brooklyn, N.Y. (Springfield Commonwealth Academy [Mass.])
3	Noah Collier	F	6-9	210	FR-HS	Mullica Hill, N.J. (Westtown School [Pa.])
4	Gerald Drumgoole, Jr.	G/F	6-5	200	SO-1L	Rochester, N.Y. (La Lumiere [Ind.])
5	Au'Diese Toney	G/F	6-6	210	JR-2L	Huntsville, Ala. (Trinity Christian Academy [N.C.])
11	Justin Champagnie	F	6-6	200	SO-1L	Brooklyn, N.Y. (Bishop Loughlin)
12	Abdoul Karim Coulibaly	F	6-8	215	SO-1L	Bamako, Mali (Scotland Campus [Pa.])
13	Aidan Fisch	F	6-5	200	JR-HS	Murrysville, Pa. (Franklin Regional)
14	Curtis Aiken, Jr.	G	6-1	200	R-SO-1L	Pittsburgh, Pa. (North Allegheny)
21	Terrell Brown	F/C	6-10	235	SR-3L	Providence, R.I. (Tilton School [N.H.])
22	Nike Sibande	G	6-4	185	SR	Indianapolis, Ind. (Crispus Attucks / Miami [Ohio])
23	John Hugley	F	6-9	240	FR-HS	Cleveland, Ohio (Brush)
24	William Jeffress	G/F	6-7	205	FR-HS	Erie, Pa. (McDowell)
31	Onyebuchi Ezeakudo	G	6-0	180	JR-2L	Fort Wayne, Ind. (Homestead)
35	Max Amadasun	C	6-10	230	FR-HS	Dublin, Ireland (Christ Our Saviour Lutheran)
42	Chayce Smith	G	6-3	185	JR-1L	Mount Laurel, N.J. (The Kiski School [Pa.])

Pitt Staff

Head Coach: Jeff Capel (Duke, '97)

Associate Head Coach: Tim O'Toole (Fairfield, '87)

Assistant Coach: Milan Brown (Howard, '93)

Assistant Coach: Jason Capel (North Carolina, '02)

Director of Student-Athlete Development: Jason Richards (Davidson, '08)

Director of Basketball Operations: Brian Regan (St. Vincent College, '88)

Assistant Director of Basketball Operations: Ronald Ramon (Pitt, '08)

Head Strength & Conditioning Coach: Garry Christopher (Baylor, '08)

Graduate Manager: Robby Lane (Pitt, '19)

Trainer: Jennifer Brown (Northwestern, '99)

Pronunciations

Max AMADASUN	Ah-mad-a-sun
Justin CHAMPAGNIE	Sham-penny
ABDOUL KARIM COULIBALY	Ab-dool Ka-reem Cool-ih-ballee
Gerald DRUMGOOLE, Jr.	Drum-ghoul
ONYEBUCHI EZEAKUDO	O-nee-boochee Ez-e-ah-kooduh
ITHIEL Horton	ith-E-all
John HUGLEY	Hugh-glee
William JEFFRESS	Jeff-ress
FEMI ODUKALE	Femmie O-due-callie
NIKE SIBANDE	Nikee Sii-BAN-dee
CHAYCE Smith	Chase
AU'DIESE Toney	Awe-Deace

TV / RADIO HEAD SHOT ROSTER



Ithiel Horton
G • R-SO-1L • 6-3 • 200
Vauxhall, N.J.



Xavier Johnson
G • JR-2L • 6-3 • 200
Woodbridge, Va.



Femi Odukale
G • FR-HS • 6-5 • 185
Brooklyn, N.Y.



Noah Collier
F • FR-HS • 6-8 • 210
Mullica Hill, N.J.




Gerald Drumgoole, Jr.
G/F • SO-1L • 6-5 • 200
Rochester, N.Y.



Au'Diese Toney
G/F • JR-2L • 6-6 • 210
Huntsville, Ala.



Justin Champagnie
F • SO-1L • 6-6 • 200
Brooklyn, N.Y.



Abdoul Karim Coulibaly
F • SO-1L • 6-8 • 215
Bamako, Mali




Aidan Fisch
F • JR-HS • 6-5 • 200
Murrysville, Pa.



Curtis Aiken, Jr.
G • R-SO-1L • 6-1 • 200
Pittsburgh, Pa.



Terrell Brown
C • SR-3L • 6-10 • 235
Providence, R.I.



Nike Sibande
G • SR-TR • 6-4 • 185
Indianapolis, Ind.



John Hugley
F • FR-HS • 6-9 • 240
Cleveland, Ohio




William Jeffress
G/F • FR-HS • 6-7 • 205
Erie, Pa.



Onyebuchi Ezeakudo
G • JR-1L • 6-0 • 180
Fort Wayne, Ind.



Max Amadasun
C • FR-HS • 6-10 • 230
Dublin, Ireland



Chayce Smith
G • JR-1L • 6-3 • 185
Mount Laurel, N.J.



Jeff Capel
Head Coach



Tim O'Toole
Associate Head Coach



Milan Brown
Assistant Coach



Jason Capel
Assistant Coach



ITHIEL HORTON | #0

R-SO-1L • G • 6-3 • 200

Vauxhall, N.J. • Roselle Catholic / Delaware



Opponent	Date	GS	MIN	Total		3-Pointers		Free throws		Rebounds				Scoring							
				FG-FGA	PCT	3FG-3FGA	PCT	FT-FTA	PCT	OFF	DEF	TOT	AVG	PF	A	T/O	BLK	STL	PTS	AVG	
Saint Francis (PA)	11/25/2020	*	20:23	2-5	.400	1-3	.333	0-0	.000	1	1	2	2.0	3	2	2	1	0	5	5.0	
Drexel	11/28/2020	*	17:12	2-5	.400	1-3	.333	0-0	.000	0	0	0	1.0	1	0	3	0	0	5	5.0	
Northern Ill.	12/05/2020	*	25:28	5-12	.417	5-10	.500	0-0	.000	1	1	2	1.3	0	4	1	1	0	15	8.3	
at Northwestern	12/09/2020	*	13:26	0-5	.000	0-3	.000	0-0	.000	2	2	4	2.0	3	1	1	0	0	0	6.3	
Gardner-Webb	12/12/2020	*	27:20	1-6	.167	0-5	.000	0-0	.000	0	1	1	1.8	1	2	0	0	2	2	5.4	
Totals			5	103:49	10-33	.303	7-24	.292	0-0	.000	4	5	9	1.8	8	9	7	2	2	27	5.4

SEASON	TEAM	GP-GS	MIN/AVG	Field Goals		3-Point		F-Throws		Rebounds				Scoring						
				FG-FGA	FG%	3FG-FGA	3FG%	FT-FTA	FT%	OFF	DEF	TOT	AVG	PF-FO	AST	TO	BLK	STL	PTS	AVG
2018-19	UD	33-23	1076/32.6	151-349	.433	79-193	.409	55-70	.786	14	89	103	3.1	71-0	52	47	4	33	436	13.2
2020-21	Pitt	5-5	104/20.8	10-33	.303	7-24	.292	0-0	.000	4	5	9	1.8	8-0	9	7	2	2	27	5.4
TOTAL FOR Pitt		5-5	104/20.8	10-33	.303	7-24	.292	0-0	.000	4	5	9	1.8	8-0	9	7	2	2	27	5.4
TOTAL		38-28	1180/31.0	161-382	.421	86-217	.396	55-70	.786	18	94	112	2.9	79-0	61	54	6	35	463	12.2

CAREER HIGHS

Points	31, at UNCW, 1/10/19	2020-21	Career
FG	10, at UNCW, 1/10/19	30+ Point Games	-
FGA	17, 2x; last vs. Navy, 12/5/18	20+ Point Games	-
3FG	9, at UNCW, 1/10/19	Double-Figure Points	1
3FGA	13, at UNCW, 1/10/19	5 or more Rebounds	-
FT	7, vs. Louisiana Tech, 11/26/18	4 or more Assists	1
FTA	7, 2x; last vs. William & Mary, 1/3/19	2 or more Steals	1
Rebounds	6, 2x; last at Elon, 1/31/19	20+ Minutes	3
Off. Rebounds	2, 3x; last at Northwestern, 2/9/20	30+ Minutes	-
Def. Rebounds	6, 2x; last at Elon, 1/31/19	40+ Minutes	-
Assists	6, vs. Delaware State, 12/19/18	Charges Drawn	-
Steals	4, at William & Mary, 2/2/19		
Blocks	1, 5x; last vs. Northern Illinois, 12/5/20		
Minutes	50, at Columbia, 12/2/18		



XAVIER JOHNSON | #1

JR-2L • G • 6-3 • 200

Woodbridge, Va. • Bishop O'Connell



Opponent	Date	GS	MIN	Total		3-Pointers		Free throws		Rebounds				PF	A	T/O	BLK	STL	PTS	AVG	
				FG-FGA	PCT	3FG-3FGA	PCT	FT-FTA	PCT	OFF	DEF	TOT	AVG								
Saint Francis (PA)	11/25/2020	*	31:16	2-9	.222	0-5	.000	5-7	.714	1	4	5	5.0	4	10	7	0	0	9	9.0	
Drexel	11/28/2020	*	37:11	9-13	.692	3-7	.429	6-6	1.000	0	6	6	5.5	3	8	3	0	2	27	18.0	
Northern Ill.	12/05/2020	*	25:29	4-8	.500	2-5	.400	5-7	.714	0	3	3	4.7	1	7	0	0	2	15	17.0	
at Northwestern	12/09/2020	*	33:59	6-16	.375	5-9	.556	4-7	.571	1	6	7	5.3	4	4	4	0	1	21	18.0	
Gardner-Webb	12/12/2020	*	18:01	4-5	.800	1-2	.500	3-5	.600	1	2	3	4.8	2	4	3	0	0	12	16.8	
Totals			5	145:55	25-51	.490	11-28	.393	23-32	.719	3	21	24	4.8	14	33	17	0	5	84	16.8

SEASON	TEAM	GP-GS	MIN/AVG	Field Goals		3-Point		F-Throws		Rebounds				Scoring						
				FG-FGA	FG%	3FG-FGA	3FG%	FT-FTA	FT%	OFF	DEF	TOT	AVG	PF-FO	AST	TO	BLK	STL	PTS	AVG
2018-19	Pitt	33-33	1051/31.8	159-383	.415	37-105	.352	157-209	.751	38	90	128	3.9	89-1	149	132	4	43	512	15.5
2019-20	Pitt	33-32	1100/33.3	123-330	.373	31-94	.330	108-142	.761	22	99	121	3.7	92-6	163	111	7	58	385	11.7
2020-21	Pitt	5-5	146/29.2	25-51	.490	11-28	.393	23-32	.719	3	21	24	4.8	14-0	33	17	0	5	84	16.8
TOTAL		71-70	2296/32.3	307-764	.402	79-227	.348	288-383	.752	63	210	273	3.8	195-7	345	260	11	106	981	13.8

CAREER HIGHS

Points	30, at Clemson, 1/29/19	2020-21	Career
FG	10, at Clemson, 1/29/19	-	1
FGA	19, 2x; last at Boston College, 2/5/19	2	13
3FG	5, at Northwestern, 2/9/20	4	55
3FGA	9, at Northwestern, 2/9/20	1	4
FT	10, 4x; last vs. North Carolina, 1/18/20	-	2
FTA	14, vs. Boston College, 3/12/19	3	25
Rebounds	8, vs. NC State, 3/11/20	3	38
Off. Rebounds	6, at West Virginia, 12/8/18	3	23
Def. Rebounds	7, vs. NC State, 3/11/20	2	32
Assists	10, 4x; last vs. Saint Francis, 11/25/20	3	51
Steals	6, vs. Virginia, 2/22/20	-	4
Blocks	1, 1x; last at Georgia Tech, 3/4/20	2	17
Minutes	45, at Wake Forest, 2/5/19	3	52
30+ Point Games		-	1
20+ Point Games		2	13
Double-Figure Points		4	55
Double-Figure Assists		1	4
Double-Doubles		-	2
5 or more Rebounds		3	25
5 or more Assists		3	38
2 or more 3PT FG		3	23
2 or more Steals		2	32
30+ Minutes		3	51
40+ Minutes		-	4
Dunks		2	17
Charges Drawn		3	52



FEMI ODUKALE | #2

FR-HS • G • 6-5 • 185

Brooklyn, N.Y. • Springfield Commonwealth Academy [Mass.]



Opponent	Date	GS	MIN	Total		3-Pointers		Free throws		Rebounds				PF	A	T/O	BLK	STL	PTS	AVG
				FG-FGA	PCT	3FG-3FGA	PCT	FT-FTA	PCT	OFF	DEF	TOT	AVG							
Saint Francis (PA)	11/25/2020		08:33	0-1	.000	0-1	.000	0-0	.000	0	1	1	1.0	0	1	2	0	0	0	0.0
Drexel	11/28/2020		06:32	1-2	.500	0-1	.000	0-0	.000	0	0	0	0.5	1	1	1	0	1	2	1.0
Northern Ill.	12/05/2020		13:54	1-4	.250	0-1	.000	1-2	.500	0	2	2	1.0	1	1	0	0	1	3	1.7
at Northwestern	12/09/2020		07:18	0-1	.000	0-0	.000	0-0	.000	0	0	0	0.8	3	3	1	0	1	0	1.3
Gardner-Webb	12/12/2020		20:16	0-2	.000	0-1	.000	4-6	.667	0	2	2	1.0	1	1	2	1	2	4	1.8
Totals		0	56:34	2-10	.200	0-4	.000	5-8	.625	0	5	5	1.0	6	7	6	1	5	9	1.8

SEASON	TEAM	GP-GS	MIN/AVG	Field Goals		3-Point		F-Throws		Rebounds				Scoring						
				FG-FGA	FG%	3FG-FGA	3FG%	FT-FTA	FT%	OFF	DEF	TOT	AVG	PF-FO	AST	TO	BLK	STL	PTS	AVG
2020-21	Pitt	5-0	57/11.3	2-10	.200	0-4	.000	5-8	.625	0	5	5	1.0	6-0	7	6	1	5	9	1.8
TOTAL		5-0	57/11.3	2-10	.200	0-4	.000	5-8	.625	0	5	5	1.0	6-0	7	6	1	5	9	1.8

CAREER HIGHS

Points	4, vs. Gardner-Webb, 12/12/20	2020-21	Career
FG	1, 2x; last vs. Northern Illinois, 12/5/20	-	-
FGA	4, vs. Northern Illinois, 12/5/20	-	-
3FG	-	-	-
3FGA	1, 4x; last vs. Gardner-Webb, 12/12/20	-	-
FT	4, vs. Gardner-Webb, 12/12/20	-	-
FTA	6, vs. Gardner-Webb, 12/12/20	-	-
Rebounds	2, 2x; last vs. Gardner-Webb, 12/12/20	-	-
Off. Rebounds	-	-	-
Def. Rebounds	2, 2x; last vs. Gardner-Webb, 12/12/20	-	-
Assists	3, at Northwestern, 2/9/20	-	-
Steals	2, vs. Gardner-Webb, 12/12/20	-	-
Blocks	1, vs. Gardner-Webb, 12/12/20	-	-
Minutes	20, vs. Gardner-Webb, 12/12/20	-	-
Double-Figure Points	-	-	-
5 or more Rebounds	-	-	-
4 or more Assists	-	-	-
2 or more 3PT FG	-	-	-
2 or more Steals	1	-	1
20+ Minutes	1	-	1
30+ Minutes	-	-	-
Dunks	-	-	-
Charges Drawn	-	-	-



NOAH COLLIER | #3

FR-HS • F • 6-9 • 210

Mullica Hills, N.J. • Westtown School [Pa.]



Opponent	Date	GS	MIN	Total		3-Pointers		Free throws		Rebounds				PF	A	T/O	BLK	STL	PTS	AVG
				FG-FGA	PCT	3FG-3FGA	PCT	FT-FTA	PCT	OFF	DEF	TOT	AVG							
Saint Francis (PA)	11/25/2020		06:21	0-0	.000	0-0	.000	1-2	.500	0	0	0	0.0	0	0	0	0	0	1	1.0
Drexel	11/28/2020		01:00	0-0	.000	0-0	.000	0-0	.000	0	0	0	0.0	1	0	0	0	0	0	0.5
Northern Ill.	12/05/2020		10:30	0-0	.000	0-0	.000	0-3	.000	0	2	2	0.7	1	2	0	2	1	0	0.3
at Northwestern	12/09/2020		07:14	0-0	.000	0-0	.000	0-0	.000	0	0	0	0.5	3	0	1	0	0	0	0.3
Gardner-Webb	12/12/2020		06:22	1-2	.500	0-0	.000	1-1	1.000	0	0	0	0.4	1	0	1	0	0	3	0.8
Totals		0	31:27	1-2	.500	0-0	.000	2-6	.333	0	2	2	0.4	6	2	2	2	1	4	0.8

		Field Goals		3-Point		F-Throws		Rebounds				Scoring									
SEASON	TEAM	GP-GS	MIN/AVG	FG-FGA	FG%	3FG-FGA	3FG%	FT-FTA	FT%	OFF	DEF	TOT	AVG	PF	FO	AST	TO	BLK	STL	PTS	AVG
2020-21	Pitt	5-0	31/6.3	1-2	.500	0-0	.000	2-6	.333	0	2	2	0.4	6	0	2	2	2	1	4	0.8
TOTAL		5-0	31/6.3	1-2	.500	0-0	.000	2-6	.333	0	2	2	0.4	6	0	2	2	2	1	4	0.8

CAREER HIGHS

Points	3, vs. Gardner-Webb, 12/12/20	2020-21	Career
FG	1, vs. Gardner-Webb, 12/12/20	Double-Figure Points	-
FGA	2, vs. Gardner-Webb, 12/12/20	5 or more Rebounds	-
3FG	-	3 or more Assists	-
3FGA	-	2 or more Steals	-
FT	1, 2x; last vs. Gardner-Webb, 12/12/20	10+ Minutes	1
FTA	3, vs. Northern Illinois, 12/5/20	20+ Minutes	-
Rebounds	2, vs. Northern Illinois, 12/5/20	Dunks	-
Off. Rebounds	-	Charges Drawn	-
Def. Rebounds	2, vs. Northern Illinois, 12/5/20		
Assists	2, vs. Northern Illinois, 12/5/20		
Steals	1, vs. Northern Illinois, 12/5/20		
Blocks	2, vs. Northern Illinois, 12/5/20		
Minutes	10, vs. Northern Illinois, 12/5/20		



GERALD DRUMGOOLE, JR. | #4



S0-1L • G/F • 6-5 • 200
 Rochester, N.Y. • La Lumiere [Ind.]

Opponent	Date	GS	MIN	Total		3-Pointers		Free throws		Rebounds				PF	A	T/O	BLK	STL	PTS	AVG
				FG-FGA	PCT	3FG-3FGA	PCT	FT-FTA	PCT	OFF	DEF	TOT	AVG							
Saint Francis (PA)	11/25/2020		04:47	0-3	.000	0-2	.000	0-0	.000	2	0	2	2.0	0	0	1	1	0	0	0.0
Drexel	11/28/2020		06:46	1-1	1.000	0-0	.000	0-0	.000	0	1	1	1.5	1	0	0	0	1	2	1.0
Northern Ill.	12/05/2020		05:32	1-1	1.000	0-0	.000	0-0	.000	0	0	0	1.0	1	1	0	0	0	2	1.3
Gardner-Webb	12/12/2020		05:41	0-2	.000	0-1	.000	1-2	.500	1	0	1	1.0	1	0	0	0	0	1	1.3
Totals		0	22:45	2-7	.286	0-3	.000	1-2	.500	3	1	4	1.0	3	1	1	1	1	5	1.3

SEASON	TEAM	GP-GS	MIN/AVG	Field Goals		3-Point		F-Throws		Rebounds				Scoring						
				FG-FGA	FG%	3FG-FGA	3FG%	FT-FTA	FT%	OFF	DEF	TOT	AVG	PF-FO	AST	TO	BLK	STL	PTS	AVG
2019-20	Pitt	21-2	189/9.0	7-38	.184	3-24	.125	8-15	.533	11	13	24	1.1	16-0	8	13	1	2	25	1.2
2020-21	Pitt	4-0	23/5.7	2-7	.286	0-3	.000	1-2	.500	3	1	4	1.0	3-0	1	1	1	1	5	1.3
TOTAL		25-2	212/8.5	9-45	.200	3-27	.111	9-17	.529	14	14	28	1.1	19-0	9	14	2	3	30	1.2

CAREER HIGHS

Points	6, at Georgia Tech, 3/4/20
FG	2, 2x; last at Georgia Tech, 3/4/20
FGA	4, 3x; last vs. NC State, 3/11/20
3FG	1, 3x; last at Georgia Tech, 3/4/20
3FGA	3, vs. Florida State, 11/6/19
FT	3, vs. West Virginia, 11/15/19
FTA	6, vs. West Virginia, 11/15/19
Rebounds	4, 2x; last at Georgia Tech, 3/4/20
Off. Rebounds	3, vs. West Virginia, 11/15/19
Def. Rebounds	3, at Georgia Tech, 3/4/20
Assists	1, 9x; last vs. Northern Illinois, 12/5/20
Steals	1, 3x; last vs. Drexel, 11/28/20
Blocks	1, 2x; last vs. Saint Francis, 11/25/20
Minutes	20, vs. Florida State, 11/6/19

Double-Figure Points	2020-21	Career
5 or more Rebounds	-	-
2 or more 3PT FG	-	-
2 or more Steals	-	-
20+ Minutes	-	1
30+ Minutes	-	-
Dunks	-	-
Charges Drawn	-	-



AU'DIESE TONEY | #5

JR-2L • G/F • 6-6 • 210

Huntsville, Ala. • Trinity Christian Academy [N.C.]



Opponent	Date	GS	MIN	Total		3-Pointers		Free throws		Rebounds				PF	A	T/O	BLK	STL	PTS	AVG
				FG-FGA	PCT	3FG-3FGA	PCT	FT-FTA	PCT	OFF	DEF	TOT	AVG							
Saint Francis (PA)	11/25/2020	*	36:36	8-11	.727	4-6	.667	0-2	.000	5	2	7	7.0	4	1	3	1	3	20	20.0
Drexel	11/28/2020	*	35:46	7-11	.636	0-3	.000	6-11	.545	2	2	4	5.5	2	6	3	0	1	20	20.0
Northern Ill.	12/05/2020	*	27:40	4-8	.500	2-5	.400	5-7	.714	1	2	3	4.7	2	5	4	0	1	15	18.3
at Northwestern	12/09/2020	*	33:01	6-13	.462	1-2	.500	5-6	.833	5	3	8	5.5	2	1	2	0	0	18	18.3
Gardner-Webb	12/12/2020	*	30:43	2-8	.250	0-2	.000	5-8	.625	1	2	3	5.0	1	0	3	0	1	9	16.4
Totals		5	163:46	27-51	.529	7-18	.389	21-34	.618	14	11	25	5.0	11	13	15	1	6	82	16.4

SEASON	TEAM	GP-GS	MIN/AVG	Field Goals		3-Point		F-Throws		Rebounds				Scoring						
				FG-FGA	FG%	3FG-FGA	3FG%	FT-FTA	FT%	OFF	DEF	TOT	AVG	PF-FO	AST	TO	BLK	STL	PTS	AVG
2018-19	Pitt	32-28	809/25.3	80-222	.360	17-69	.246	63-95	.663	62	117	179	5.6	62-2	15	34	4	22	240	7.5
2019-20	Pitt	31-25	934/30.1	107-232	.461	22-67	.328	57-87	.655	63	86	149	4.8	60-2	36	35	3	38	293	9.5
2020-21	Pitt	5-5	164/32.8	27-51	.529	7-18	.389	21-34	.618	14	11	25	5.0	11-0	13	15	1	6	82	16.4
TOTAL		68-58	1906/28.0	214-505	.424	46-154	.299	141-216	.653	139	214	353	5.2	133-4	64	84	8	66	615	9.0

CAREER HIGHS

	2020-21	Career
Points	27, at Duke, 1/28/20	
FG	11, at Duke, 1/28/20	
FGA	19, at Duke, 1/28/20	
3FG	4, vs. Saint Francis, 11/25/20	
3FGA	6, vs. Saint Francis, 11/25/20	
FT	8, vs. New Orleans, 12/20/18	
FTA	11, vs. Drexel, 11/28/20	
Rebounds	11, at Georgia Tech, 2/20/19	
Off. Rebounds	5, 4x; last at Northwestern, 2/9/20	
Def. Rebounds	9, vs. Niagara, 12/3/18	
Assists	6, vs. Drexel, 11/28/20	
Steals	4, 4x; last vs. Wake Forest, 3/10/20	
Blocks	2, vs. Saint Louis, 11/21/18	
Minutes	40, 3x; last vs. Virginia, 2/22/20	
20+ Point Games	2	5
Double-Figure Points	4	27
Double-Figure Rebounds	-	2
5 or more Rebounds	2	36
2 or more 3PT FG	2	11
2 or more Steals	1	14
2 or more Blocks	-	1
20+ Minutes	5	54
30+ Minutes	4	33
40+ Minutes	-	3
Dunks	1	17
Charges Drawn	3	10



JUSTIN CHAMPAGNIE | #11

S0-1L • G/F • 6-6 • 200
 Brooklyn, N.Y. • Bishop Loughlin



Opponent	Date	GS	MIN	Total		3-Pointers		Free throws		Rebounds				PF	A	T/O	BLK	STL	PTS	AVG
				FG-FGA	PCT	3FG-3FGA	PCT	FT-FTA	PCT	OFF	DEF	TOT	AVG							
Saint Francis (PA)	11/25/2020	*	31:40	5-16	.313	0-4	.000	2-3	.667	3	4	7	7.0	4	0	2	1	0	12	12.0
Drexel	11/28/2020	*	37:56	7-11	.636	1-2	.500	4-5	.800	1	6	7	7.0	1	1	2	2	2	19	15.5
Northern Ill.	12/05/2020	*	26:54	8-13	.615	4-6	.667	2-4	.500	3	7	10	8.0	0	3	0	0	2	22	17.7
at Northwestern	12/09/2020	*	40:00	9-19	.474	1-6	.167	1-5	.200	5	15	20	11.0	0	0	1	1	0	20	18.3
Gardner-Webb	12/12/2020	*	32:33	10-20	.500	0-4	.000	4-4	1.000	7	14	21	13.0	0	5	2	2	1	24	19.4
Totals		5	169:03	39-79	.494	6-22	.273	13-21	.619	19	46	65	13.0	5	9	7	6	5	97	19.4

SEASON	TEAM	GP-GS	MIN/AVG	Field Goals		3-Point		F-Throws		Rebounds				Scoring						
				FG-FGA	FG%	3FG-FGA	3FG%	FT-FTA	FT%	OFF	DEF	TOT	AVG	PF-FO	AST	TO	BLK	STL	PTS	AVG
2019-20	Pitt	33-27	1082/32.8	153-363	.421	33-126	.262	80-103	.777	73	159	232	7.0	74-2	22	33	28	36	419	12.7
2020-21	Pitt	5-5	169/33.8	39-79	.494	6-22	.273	13-21	.619	19	46	65	13.0	5-0	9	7	6	5	97	19.4
TOTAL		38-32	1251/32.9	192-442	.434	39-148	.264	93-124	.750	92	205	297	7.8	79-2	31	40	34	41	516	13.6

CAREER HIGHS

Points	31, vs. Wake Forest, 3/10/20	2020-21	Career
FG	13, vs. Wake Forest, 3/10/20	30+ Point Games	-
FGA	20, 3x; last vs. Gardner-Webb, 12/12/20	20+ Point Games	3
3FG	5, vs. Canisius, 12/30/19	Double-Figure Points	5
3FGA	11, vs. Northwestern, 11/27/19	Double-Doubles	3
FT	7, at Georgia Tech, 3/4/20	Double-Figure Rebounds	3
FTA	7, at Georgia Tech, 3/4/20	5 or more Rebounds	5
Rebounds	21, vs. Gardner-Webb, 12/12/20	2 or more 3PT FG	1
Off. Rebounds	7, vs. Gardner-Webb, 12/12/20	2 or more Steals	2
Def. Rebounds	15, at Northwestern, 2/9/20	2 or more Blocks	2
Assists	5, vs. Gardner-Webb, 12/12/20	20+ Minutes	5
Steals	3, 5x; last vs. Syracuse, 2/26/20	30+ Minutes	4
Blocks	3, vs. Kansas State, 11/25/19	40+ Minutes	1
Minutes	44, vs. Louisville, 1/14/20	Dunks	4



ABDOUL KARIM COULIBALY | #12



S0-1L • F • 6-8 • 215

Bamako, Mali • Scotland Campus [Pa.]

Opponent	Date	GS	MIN	Total		3-Pointers		Free throws		Rebounds				PF	A	T/O	BLK	STL	PTS	AVG
				FG-FGA	PCT	3FG-3FGA	PCT	FT-FTA	PCT	OFF	DEF	TOT	AVG							
Saint Francis (PA)	11/25/2020		10:35	2-3	.667	0-0	.000	0-0	.000	3	2	5	5.0	0	1	0	1	0	4	4.0
Drexel	11/28/2020	*	29:58	2-2	1.000	0-0	.000	0-0	.000	0	3	3	4.0	3	1	0	3	2	4	4.0
Northern Ill.	12/05/2020	*	15:28	2-2	1.000	0-0	.000	0-0	.000	2	1	3	3.7	4	1	1	1	1	4	4.0
at Northwestern	12/09/2020	*	21:11	0-2	.000	0-0	.000	2-2	1.000	0	4	4	3.8	5	0	1	1	1	2	3.5
Gardner-Webb	12/12/2020	*	16:48	3-6	.500	0-0	.000	0-0	.000	4	5	9	4.8	4	1	0	2	0	6	4.0
Totals		4	93:60	9-15	.600	0-0	.000	2-2	1.000	9	15	24	4.8	16	4	2	8	4	20	4.0

SEASON	TEAM	GP-GS	MIN/AVG	Field Goals		3-Point		F-Throws		Rebounds				Scoring						
				FG-FGA	FG%	3FG-FGA	3FG%	FT-FTA	FT%	OFF	DEF	TOT	AVG	PF-FO	AST	TO	BLK	STL	PTS	AVG
2019-20	Pitt	26-0	241/9.3	29-69	.420	0-1	.000	12-25	.480	24	20	44	1.7	29-0	5	13	4	5	70	2.7
2020-21	Pitt	5-4	94/18.8	9-15	.600	0-0	.000	2-2	1.000	9	15	24	4.8	16-1	4	2	8	4	20	4.0
TOTAL		31-4	335/10.8	38-84	.452	0-1	.000	14-27	.519	33	35	68	2.2	45-1	9	15	12	9	90	2.9

CAREER HIGHS

Points	10, 2x, last vs. Wake Forest, 3/10/20
FG	5, at Virginia Tech, 2/15/20
FGA	10, at Virginia Tech, 2/15/20
3FG	-
3FGA	1, vs. Arkansas Pine Bluff, 11/21/19
FT	3, vs. NC State, 3/11/20
FTA	4, 2x; last vs. NC State, 3/11/20
Rebounds	9, vs. Gardner-Webb, 12/12/20
Off. Rebounds	4, 3x; last vs. Gardner-Webb, 12/12/20
Def. Rebounds	5, vs. Gardner-Webb, 12/12/20
Assists	2, vs. Arkansas Pine Bluff, 11/21/19
Steals	2, vs. Drexel, 11/28/20
Blocks	3, vs. Drexel, 11/28/20
Minutes	29, vs. Drexel, 11/28/20

	2020-21	Career
Double-Figure Points	-	2
5 or more Rebounds	2	3
2 or more Blocks	2	2
2 or more Steals	1	1
10+ Minutes	5	13
20+ Minutes	2	3
Charges Drawn	-	1
Dunks	1	1



TERRELL BROWN | #21

SR-3L • F/C • 6-10 • 235

Providence, R.I. • Tilton School [N.H.]



Opponent	Date	GS	MIN	Total		3-Pointers		Free throws		Rebounds				PF	A	T/O	BLK	STL	PTS	AVG
				FG-FGA	PCT	3FG-3FGA	PCT	FT-FTA	PCT	OFF	DEF	TOT	AVG							
Saint Francis (PA)	11/25/2020		09:51	2-5	.400	0-0	.000	1-1	1.000	0	2	2	2.0	1	0	0	2	0	5	5.0
Northern Ill.	12/05/2020		06:25	0-2	.000	0-0	.000	0-0	.000	3	0	3	2.5	2	0	0	0	0	0	2.5
at Northwestern	12/09/2020		01:13	0-1	.000	0-0	.000	0-0	.000	0	0	0	1.7	0	0	0	0	0	1.7	
Gardner-Webb	12/12/2020		09:45	1-3	.333	0-0	.000	2-6	.333	5	1	6	2.8	2	0	2	2	0	4	2.3
Totals		0	27:14	3-11	.273	0-0	.000	3-7	.429	8	3	11	2.8	5	0	2	4	0	9	2.3

SEASON	TEAM	GP-GS	MIN/AVG	Field Goals		3-Point		F-Throws		Rebounds				Scoring						
				FG-FGA	FG%	3FG-FGA	3FG%	FT-FTA	FT%	OFF	DEF	TOT	AVG	PF-FO	AST	TO	BLK	STL	PTS	AVG
2017-18	Pitt	31-17	535/17.3	56-134	.418	3-18	.167	22-35	.629	39	65	104	3.4	69-3	17	30	46	7	137	4.4
2018-19	Pitt	33-16	629/19.1	68-156	.436	3-13	.231	48-73	.658	55	95	150	4.5	68-2	6	35	60	7	187	5.7
2019-20	Pitt	33-12	606/18.4	64-122	.525	0-4	.000	33-52	.635	49	65	114	3.5	67-2	5	26	50	11	161	4.9
2020-21	Pitt	4-0	27/6.8	3-11	.273	0-0	.000	3-7	.429	8	3	11	2.8	5-0	0	2	4	0	9	2.3
TOTAL		101-45	1797/17.8	191-423	.452	6-35	.171	106-167	.635	151	228	379	3.8	209-7	28	93	160	25	494	4.9

CAREER HIGHS

Points	19, at Clemson, 2/8/18
FG	9, at Clemson, 2/8/18
FGA	15, at Clemson, 2/8/18
3FG	2, vs. NC State, 2/9/19
3FGA	3, 2x; last vs. NC State, 2/9/19
FT	7, vs. Clemson, 2/27/19
FTA	8, 2x; last vs. Clemson, 2/27/19
Rebounds	13, vs. Syracuse, 3/13/19
Off. Rebounds	6, vs. Syracuse, 3/13/19
Def. Rebounds	7, 4x; last vs. Syracuse, 3/13/19
Assists	4, vs. McNeese State, 12/16/17
Steals	2, 5x; last vs. Georgia Tech, 2/8/20
Blocks	9, vs. Colgate, 12/29/18
Minutes	35, 2x; last at Robert Morris, 11/12/19

	2020-21	Career
Double-Figure Points	-	18
Double-Figure Rebounds	-	1
5 or more Rebounds	1	34
2 or more Blocks	2	42
2 or more Steals	-	5
20+ Minutes	-	43
30+ Minutes	-	8
Dunks	-	70



NIKE SIBANDE | #22

SR-TR • G • 6-4 • 185

Indianapolis, Ind. • Crispus Attucks / Miami [Ohio]



SEASON	TEAM	GP-GS	MIN/AVG	Field Goals		3-Point		F-Throws		Rebounds				Scoring							
				FG-FGA	FG%	3FG-FGA	3FG%	FT-FTA	FT%	OFF	DEF	TOT	AVG	PF-FO	AST	TO	BLK	STL	PTS	AVG	
2017-18	Miami	34-34	1117/32.9	171-413	.414	77-220	.350	96-131	.733	28	118	146	4.3	63-0	42	72	5	39	515	15.1	
2018-19	Miami	32-31	960/30.0	165-419	.394	76-231	.329	110-158	.696	28	134	162	5.1	61-0	38	64	13	27	516	16.1	
2019-20	Miami	31-30	894/28.8	147-334	.440	33-103	.320	105-128	.820	33	149	182	5.9	63-2	54	86	4	26	432	13.9	
TOTAL FOR Pitt		0-0	0/0.0	0-0	.000	0-0	.000	0-0	.000	0	0	0	0.0	0-0	0	0	0	0	0	0	0.0
TOTAL		97-95	2970/30.6	483-1166	.414	186-554	.336	311-417	.746	89	401	490	5.1	187-2	134	222	22	92	1463	15.1	

CAREER HIGHS

Points	31, at Buffalo, 3/9/20	2020-21	Career
FG	11, at Campbell, 3/14/18	30+ Point Games	1
FGA	20, 5x; last at Evansville, 12/17/19	20+ Point Games	26
3FG	7, at Campbell, 3/14/18	Double-Figure Points	76
3FGA	12, 2x; last Central Michigan, 1/15/19	Double-Figures Rebounds	9
FT	11, at Akron, 3/11/19	Double-Doubles	9
FTA	16, at Akron, 3/11/19	5 or more Rebounds	46
Rebounds	11, 4x; last Bowling Green, 2/29/20	4 or more Assists	7
Off. Rebounds	4, 2x; last at Akron, 2/22/20	3 or more 3PT FG	35
Def. Rebounds	10, 4x; last at Ball State, 1/18/20	2 or more Steals	25
Assists	6, Wilberforce, 12/30/19	20+ Minutes	89
Steals	6, at Eastern Michigan, 2/13/18	30+ Minutes	68
Blocks	2, 5x; last Central Michigan, 2/27/20	40+ Minutes	3
Minutes	41, at Western Illinois, 12/2/17	Dunks	-
		Charges Drawn	-



JOHN HUGLEY | #23

FR-HS • F • 6-9 • 240
Cleveland, Ohio • Brush



Opponent	Date	GS	MIN	Total		3-Pointers		Free throws		Rebounds				PF	A	T/O	BLK	STL	PTS	AVG
				FG-FGA	PCT	3FG-3FGA	PCT	FT-FTA	PCT	OFF	DEF	TOT	AVG							
Saint Francis (PA)	11/25/2020	*	19:34	3-10	.300	0-1	.000	1-1	1.000	4	4	8	8.0	3	0	4	0	0	7	7.0
Drexel	11/28/2020		09:33	1-1	1.000	0-0	.000	0-0	.000	0	1	1	4.5	1	0	0	0	0	2	4.5
Northern Ill.	12/05/2020		14:17	3-6	.500	0-0	.000	0-0	.000	2	3	5	4.7	3	0	0	0	0	6	5.0
at Northwestern	12/09/2020		09:56	1-3	.333	0-0	.000	1-1	1.000	2	1	3	4.3	2	1	2	0	0	3	4.5
Gardner-Webb	12/12/2020		12:40	1-5	.200	0-1	.000	0-0	.000	0	6	6	4.6	2	0	1	0	0	2	4.0
Totals		1	66:00	9-25	.360	0-2	.000	2-2	1.000	8	15	23	4.6	11	1	7	0	0	20	4.0

SEASON	TEAM	GP-GS	MIN/AVG	Field Goals		3-Point		F-Throws		Rebounds				Scoring							
				FG-FGA	FG%	3FG-FGA	3FG%	FT-FTA	FT%	OFF	DEF	TOT	AVG	PF	FO	AST	TO	BLK	STL	PTS	AVG
2020-21	Pitt	5-1	66/13.2	9-25	.360	0-2	.000	2-2	1.000	8	15	23	4.6	11	0	1	7	0	0	20	4.0
TOTAL		5-1	66/13.2	9-25	.360	0-2	.000	2-2	1.000	8	15	23	4.6	11-0	1	7	0	0	20	4.0	

CAREER HIGHS

Points	7, vs. Saint Francis, 11/25/20
FG	3, 2x; last vs. Northern Illinois, 12/5/20
FGA	10, vs. Saint Francis, 11/25/20
3FG	-
3FGA	1, 2x; last vs. Gardner-Webb, 12/12/20
FT	1, 2x; last at Northwestern, 2/9/20
FTA	1, 2x; last at Northwestern, 2/9/20
Rebounds	8, vs. Saint Francis, 11/25/20
Off. Rebounds	4, vs. Saint Francis, 11/25/20
Def. Rebounds	6, vs. Gardner-Webb, 12/12/20
Assists	-
Steals	-
Blocks	-
Minutes	20, vs. Saint Francis, 11/25/20

	2020-21	Career
Double-Figure Points	-	-
Double-Figure Rebounds	-	-
5 or more Rebounds	3	3
3 or more Assists	-	-
2 or more 3PT FG	-	-
2 or more Steals	-	-
2 or more Blocks	-	-
20+ Minutes	1	1
30+ Minutes	-	-
Dunks	1	1
Charges Drawn	-	-



WILLIAM JEFFRESS | #24

FR-HS • G/F • 6-7 • 205
Erie, Pa. • McDowell



Opponent	Date	GS	MIN	Total		3-Pointers		Free throws		Rebounds				Scoring						
				FG-FGA	PCT	3FG-3FGA	PCT	FT-FTA	PCT	OFF	DEF	TOT	AVG	PF	A	T/O	BLK	STL	PTS	AVG
Saint Francis (PA)	11/25/2020		20:24	3-5	.600	1-2	.500	0-0	.000	0	4	4	4.0	3	1	1	0	1	7	7.0
Drexel	11/28/2020		18:06	1-4	.250	0-3	.000	0-0	.000	0	1	1	2.5	0	0	1	0	0	2	4.5
Northern Ill.	12/05/2020		13:36	0-0	.000	0-0	.000	1-2	.500	0	0	0	1.7	0	1	0	0	1	1	3.3
at Northwestern	12/09/2020		32:42	3-11	.273	1-3	.333	0-0	.000	2	2	4	2.3	2	2	0	0	1	7	4.3
Gardner-Webb	12/12/2020		15:47	0-5	.000	0-2	.000	0-0	.000	1	5	6	3.0	2	0	1	0	2	0	3.4
Totals		0	100:34	7-25	.280	2-10	.200	1-2	.500	3	12	15	3.0	7	4	3	0	5	17	3.4

				Field Goals		3-Point		F-Throws		Rebounds				Scoring						
SEASON	TEAM	GP-GS	MIN/AVG	FG-FGA	FG%	3FG-FGA	3FG%	FT-FTA	FT%	OFF	DEF	TOT	AVG	PF-FO	AST	TO	BLK	STL	PTS	AVG
2020-21	Pitt	5-0	101/20.1	7-25	.280	2-10	.200	1-2	.500	3	12	15	3.0	7-0	4	3	0	5	17	3.4
TOTAL		5-0	101/20.1	7-25	.280	2-10	.200	1-2	.500	3	12	15	3.0	7-0	4	3	0	5	17	3.4

CAREER HIGHS

Points	7, 2x; last at Northwestern, 2/9/20
FG	3, 2x; last at Northwestern, 2/9/20
FGA	11, at Northwestern, 2/9/20
3FG	1, 2x; last at Northwestern, 2/9/20
3FGA	3, 2x; last at Northwestern, 2/9/20
FT	1, vs. Northern Illinois, 12/5/20
FTA	2, vs. Northern Illinois, 12/5/20
Rebounds	6, vs. Gardner-Webb, 12/12/20
Off. Rebounds	2, at Northwestern, 2/9/20
Def. Rebounds	5, vs. Gardner-Webb, 12/12/20
Assists	2, at Northwestern, 2/9/20
Steals	2, vs. Gardner-Webb, 12/12/20
Blocks	-
Minutes	33, at Northwestern, 2/9/20

Double-Figure Points	2020-21	Career
5 or more Rebounds	1	1
3 or more Assists	-	-
2 or more 3PT FG	-	-
2 or more Steals	1	1
20+ Minutes	2	2
30+ Minutes	1	1
Dunks	2	2
Charges Drawn	1	1



ONYEBUCHI EZEAKUDO | #31

JR-1L • G • 6-0 • 180
Fort Wayne, Ind. • Homestead



Opponent	Date	GS	MIN	Total		3-Pointers		Free throws		Rebounds				PF	A	T/O	BLK	STL	PTS	AVG
				FG-FGA	PCT	3FG-3FGA	PCT	FT-FTA	PCT	OFF	DEF	TOT	AVG							
Northern Ill.	12/05/2020		03:49	1-1	1.000	1-1	1.000	0-0	.000	0	0	0	0.0	0	1	0	0	0	3	3.0
Gardner-Webb	12/12/2020		01:43	0-0	.000	0-0	.000	0-0	.000	0	0	0	0.0	0	0	1	0	0	0	1.5
Totals		0	05:32	1-1	1.000	1-1	1.000	0-0	.000	0	0	0	0.0	0	1	1	0	0	3	1.5

SEASON	TEAM	GP-GS	MIN/AVG	Field Goals		3-Point		F-Throws		Rebounds				Scoring						
				FG-FGA	FG%	3FG-FGA	3FG%	FT-FTA	FT%	OFF	DEF	TOT	AVG	PF-FO	AST	TO	BLK	STL	PTS	AVG
2018-19	Pitt	2-0	5/2.4	0-1	.000	0-1	.000	0-0	.000	1	0	1	0.5	0-0	3	0	0	1	0	0.0
2019-20	Pitt	13-0	39/3.0	1-4	.250	0-2	.000	0-0	.000	2	4	6	0.5	1-0	3	3	0	4	2	0.2
2020-21	Pitt	2-0	6/2.8	1-1	1.000	1-1	1.000	0-0	.000	0	0	0	0.0	0-0	1	1	0	0	3	1.5
TOTAL		17-0	49/2.9	2-6	.333	1-4	.250	0-0	.000	3	4	7	0.4	1-0	7	4	0	5	5	0.3

CAREER HIGHS

Points	3, vs. Northern Illinois, 12/5/20
FG	1, 2x; last vs. Northern Illinois, 12/5/20
FGA	1, 6x; last vs. Northern Illinois, 12/5/20
3FG	1, vs. Northern Illinois, 12/5/20
3FGA	1, 3x; last vs. Northern Illinois, 12/5/20
FT	-
FTA	-
Rebounds	2, vs. Miami, 2/2/20
Off. Rebounds	1, 3x; last vs. Monmouth, 11/18/19
Def. Rebounds	2, vs. Miami, 2/2/20
Assists	2, 2x; last vs. Miami, 2/2/20
Steals	2, vs. Arkansas Pine Bluff, 11/21/19
Blocks	-
Minutes	7, vs. Miami, 2/2/20

	2020-21	Career
5 or more Points	-	-
3 or more Rebounds	-	-
2 or more Blocks	-	-
2 or more Steals	-	1
10+ Minutes	-	-
20+ Minutes	-	-



MAX AMADASUN | #35

FR-HS • C • 6-10 • 230

Dublin, Ireland • Our Saviour Lutheran [N.Y.]



Opponent	Date	GS	MIN	Total		3-Pointers		Free throws		Rebounds				PF	A	T/O	BLK	STL	PTS	AVG
				FG-FGA	PCT	3FG-3FGA	PCT	FT-FTA	PCT	OFF	DEF	TOT	AVG							
Northern Ill.	12/05/2020		03:50	1-1	1.000	0-0	.000	0-0	.000	0	0	0	0.0	2	0	0	0	0	2	2.0
Gardner-Webb	12/12/2020		00:48	0-0	.000	0-0	.000	0-0	.000	0	0	0	0.0	0	0	0	0	0	0	1.0
Totals		0	04:38	1-1	1.000	0-0	.000	0-0	.000	0	0	0	0.0	2	0	0	0	0	2	1.0

SEASON	TEAM	GP-GS	MIN/AVG	Field Goals		3-Point		F-Throws		Rebounds				Scoring							
				FG-FGA	FG%	3FG-FGA	3FG%	FT-FTA	FT%	OFF	DEF	TOT	AVG	PF	FO	AST	TO	BLK	STL	PTS	AVG
2020-21	Pitt	2-0	5/2.3	1-1	1.000	0-0	.000	0-0	.000	0	0	0	0.0	2	0	0	0	0	0	2	1.0
TOTAL		2-0	5/2.3	1-1	1.000	0-0	.000	0-0	.000	0	0	0	0.0	2-0	0	0	0	0	2	1.0	

CAREER HIGHS

Points	2, vs. Northern Illinois, 12/5/20	2020-21	Career
FG	1, vs. Northern Illinois, 12/5/20	Double-Figure Points	-
FGA	1, vs. Northern Illinois, 12/5/20	5 or more Rebounds	-
3FG	-	2 or more Blocks	-
3FGA	-	2 or more Steals	-
FT	-	10+ Minutes	-
FTA	-	20+ Minutes	-
Rebounds	-	Dunks	-
Off. Rebounds	-	Charges Drawn	-
Def. Rebounds	-		
Assists	-		
Steals	-		
Blocks	-		
Minutes	4, vs. Northern Illinois, 12/5/20		



JEFF CAPEL | DUKE '97

Head Coach • Third Season at Pitt (12th overall)

Overall Record: 196-147 (.571)

Conference Record: 92-94 (.495)

CAPEL RECORD WHEN

	2020-21	at Pitt	Total
Overall	4-1	34-37	196-147
Home	3-1	25-15	126-43
Road	1-0	3-20	43-81
Neutral	-	6-2	27-24
Conf. Regular Season	-	9-29	92-94
Home	-	8-11	59-33
Road	-	1-18	33-61
Conference Tournament	-	2-2	12-10
NCAA Tournament	-	-	4-3
NIT	-	-	0-1
Regular Season Non-Con	4-1	23-6	88-39
Home	3-1	17-4	62-9
Road	1-0	2-2	10-18
Neutral	-	4-0	16-12
Leading at the half	3-0	24-7	155-29
Trailing at the half	1-1	8-30	36-116
Tied at the half	-	2-0	5-2
Shoots 60% or better	1-0	2-0	8-0
Shoots 50% or better	2-0	9-1	81-9
Shoots under 30%	-	0-4	0-7
Holds Opp. to less than 50%	1-1	29-30	187-105
Holds Opp. to less than 40%	2-0	21-5	113-15
Holds Opp. to less than 30%	1-0	2-0	17-0
Outrebounds Opp.	3-1	17-8	128-34
20 or more assists	1-0	3-0	22-0
10 or more 3FG	1-0	3-4	30-16
More made FTs than Opp.	3-0	26-18	139-37
Overtime Games	-	1-2	14-5
Double-overtime games	-	-	2-1
vs. Ranked Opponents (AP)	-	1-11	9-45
vs. Unranked Opponents	4-1	32-25	186-101
In November	1-1	14-4	37-19
In December	3-0	10-3	47-19
In January	-	5-11	53-37
In February	-	2-14	37-49
In March	-	3-5	22-23
Scores 59 points or less	-	2-16	11-59
Scores 60+ points	1-0	28-19	181-86
Scores 70+ points	1-1	21-8	139-31
Scores 80+ points	2-0	9-1	66-5
Scores 90+ points	-	3-0	26-1
Scores 100+ points	-	-	3-0

BY THE NUMBERS

Team Accomplishments

Overall record	196-147 (.571)
30-win seasons	1
25-win seasons	1
20-win seasons	3
20-win/10-league win seasons	2
10-win league seasons	4

National Achievements

NCAA Tournament appearances	3
NCAA Tournament record	4-3
Sweet Sixteen appearances	1
Earned a high seed (1-4)	1
Total postseason appearances (NIT & NCAA)	4

Conference Achievements

Total conference titles	2
Tournament	1
Regular Season	1
Regular season W-L	92-94 (.495)
ACC	9-29
Big 12	33-43
Colonial Athletic Conference	50-22
Conference Tournament W-L	12-10
ACC	2-2
Big 12	3-5
Colonial Athletic Conference	7-3
Tournament title game appearances	2

In The Associated Press Poll

Weeks ranked	22
Highest ranking	2 (3x)
Highest final ranking	7 (2009)
Weeks in the AP Top 10	16
Record when ranked	33-9

Honors & Awards

National Player of the Year	1 (Blake Griffin)
All-America selections	1
Conference Player of the Year	2
Conference Rookie of the Year	2
All-Conference selections	11
Conference All-Defensive Team selections	1
Conference All-Freshman Team selections	5
Academic All-Conference	14

In The NBA Draft

First round draft picks (as a head coach)	2
Highest draft pick	No. 1 (Blake Griffin)
Lottery picks	1
Total draft picks	6
First round draft picks (as a head coach & ast. coach)	18
Highest draft pick	No. 1 (Blake Griffin)
Lottery picks	10
Total draft picks	27

On the Recruiting Trail

McDonald's All-Americans signed (as a head coach)	4
McDonald's All-Americans signed (as a head coach & ast. coach)	23
Top 10 recruiting classes (as a head coach & ast. coach)	6

YEAR-BY-YEAR RECORDS

Year	Overall		Conference		Con. Tourn.		NCAA		NIT		RS Non-Conf.		Home		Road		Neutral		vs. Top-25	
	W-L	Pct.	W-L	Pct.	W-L	Pct.	W-L	Pct.	W-L	Pct.	W-L	Pct.	W-L	Pct.	W-L	Pct.	W-L	Pct.	W-L	Pct.
<i>VCU</i>																				
2002-03	18-10	.643	12-6	.667	1-1	.500	0-0	.000	0-0	.000	5-3	.625	12-3	.800	5-6	.455	1-1	.500	0-0	.000
2003-04	23-8	.742	14-4	.778	3-0	1.000	0-1	.000	0-0	.000	6-3	.667	12-3	.800	8-4	.667	3-1	.750	0-2	.000
2004-05	19-13	.594	13-5	.722	2-1	.667	0-0	.000	0-1	.000	4-6	.444	11-4	.733	6-8	.429	2-1	.677	0-1	.000
2005-06	19-10	.655	11-7	.611	1-1	.500	0-0	.000	0-0	.000	7-2	.778	12-2	.857	6-7	.462	1-1	.500	0-0	.000
<i>Oklahoma</i>																				
2006-07	16-15	.516	6-10	.375	1-1	.500	0-0	.000	0-0	.000	9-4	.692	12-4	.750	1-8	.111	3-3	.500	1-8	.111
2007-08	23-12	.657	9-7	.563	1-1	.500	1-1	.500	0-0	.000	12-3	.800	14-3	.824	5-6	.455	4-3	.571	3-8	.273
2008-09	30-6	.833	13-3	.813	0-1	.000	3-1	.750	0-0	.000	14-1	.933	16-1	.941	8-3	.727	6-2	.750	4-3	.571
*2009-10	13-18	.419	4-12	.250	0-1	.000	0-0	.000	0-0	.000	9-5	.643	11-4	.733	1-10	.091	1-4	.200	1-4	.200
2010-11	14-18	.438	5-11	.313	1-1	.500	0-0	.000	0-0	.000	8-6	.571	12-4	.750	1-9	.100	1-5	.167	0-8	.000
<i>Pitt</i>																				
2018-19	14-19	.424	3-15	.167	1-1	.500	-	-	-	-	10-3	.769	11-7	.611	0-11	.000	3-1	.750	1-7	.125
2019-20	16-17	.485	6-14	.300	1-1	.500	-	-	-	-	9-2	.818	11-7	.611	2-9	.182	3-1	.750	0-4	.000
2020-21	4-1	.800	-	-	-	-	-	-	-	-	4-1	.800	3-1	.750	1-0	1.000	-	-	-	-
Career	196-147	.571	92-94	.495	12-10	.546	4-3	.571	0-1	.000	88-39	.693	126-43	.746	43-81	.347	27-24	.529	9-45	.167

* Oklahoma vacated 13 regular season wins, including four conference wins, due to use of an ineligible player during the 2009-10 season; vacated wins not included in career totals

2020-21 PITT BASKETBALL CHART

Overall Record: 4-1 (Home: 3-1; Road: 1-0; Neutral: 0-0)

ACC Record: 0-0 (Home: 0-0; Road: 0-0)

Date	Opponent	Result	Pitt High Scorer	Opponent High Scorer	Pitt High Rebounder	Opponent High Rebounder	Pitt High Assists	Att.
N. 25	SAINT FRANCIS	L, 80-70	TONNEY (20)	DIXON-CONOVER (21)	HUGLEY (8)	THOMPSON (8)	JOHNSON (10)	500#
N. 28	DREXEL	W, 83-74	JOHNSON (27)	WYNTER (24)	CHAMPAGNIE (7)	BUTLER (8)	JOHNSON (8)	500#
D. 5	NORTHERN ILLINOIS	W, 89-59	CHAMPAGNIE (22)	HANKERSON (18)	CHAMPAGNIE (10)	CRUMP (9)	JOHNSON (7)	500#
ACC / Big Ten Challenge								
D. 9	at Northwestern	W, 71-70	Johnson (21)	Buie (14)	Champagnie (20)	Nance (7)	Johnson (4)	-
D. 12	GARDNER-WEBB	W, 67-50	CHAMPAGNIE (24)	CORNWELL (13)	CHAMPAGNIE (21)	DUFEAL (8)	CHAMPAGNIE (5)	-
D. 16	at Miami *							
D. 22	LOUISVILLE *							
D. 29	at Duke *							
J. 2	NOTRE DAME *							
J. 9	FLORIDA STATE *							
J. 12	at Georgia Tech *							
J. 16	SYRACUSE *							
J. 19	DUKE *							
J. 23	at Boston College *							
J. 26	NORTH CAROLINA *							
F. 3	VIRGINIA TECH *							
F. 7	at Wake Forest *							
F. 10	at Louisville *							
F. 13	at Syracuse *							
F. 17	NC STATE *							
F. 21	CLEMSON *							
F. 24	at Virginia *							
F. 28	at NC State *							
M. 2	WAKE FOREST *							
M. 6	at Clemson *							

ACC Tournament

M. 9-13 ACC Tournament <

[-/-] Pitt / Opponent AP Poll rank

< - Greensboro Coliseum

* ACC contest

All Game times are Eastern Time Zone

HOME GAMES IN BOLD CAPS

sellout

2020-21 ATTENDANCE FIGURES

Site	Games	Total	Average
Home	4	1,500	375
Away	1	-	-
Neutral	-	-	-
Totals	5	1,500	300

*fan attendance halted by government officials Dec. 10

PITT BY THE NUMBERS

Seasons of Men's Basketball	114th
Total Games	2,828
All-time record	1,641-1,187
All-time ACC record (regular season only)	42-86 (7th season)
NCAA Tournament Appearances	26 (last in 2016)
NIT Appearances	9 (last in 2015)
20+ Win Seasons	22 (last in 2016)
30+ Win Seasons	2 (last in 2004)
Overtime Games	110 (60-50)
Pitt 100-Point Games	43 (43-0)
Consecutive games holding opponents under .500 shooting	12
Consecutive games holding opponents under 100 points	111
Consecutive games scoring at least 70 points	0

TEAM GAME HIGHS & LOWS

		PITT	OPPONENT
Points 1st Half	High Low	46, Drexel (11/28/20) 22, at Northwestern (12/9/20)	46 by Saint Francis (11/25/20) 18 by Gardner-Webb (12/12/20)
Points 2nd Half	High Low	49, at Northwestern (12/9/20) 37, 2x; last, Drexel (11/28/20)	40 by Drexel (11/28/20) 30 by Northern Illinois (12/5/20)
Total Points	High Low	89, Northern Illinois (12/5/20) 67, Gardner-Webb (12/12/20)	80 by Saint Francis (11/25/20) 50 by Gardner-Webb (12/12/20)
FG Made	High Low	31, Drexel (11/28/20) 23, Gardner-Webb (12/12/20)	30 by Drexel (11/28/20) 19 by Gardner-Webb (12/12/20)
FG Attempted	High Low	71, at Northwestern (12/9/20) 50, Drexel (11/28/20)	65 by Saint Francis (11/25/20) 53 by Northern Illinois (12/5/20)
FG Percentage	High Low	.620 [31-of-50], Drexel (11/28/20) .352 [25-of-71], at Northwestern (12/9/20)	.484 [30-of-62] by Drexel (11/28/20) .297 [19-of-64] by Gardner-Webb (12/12/20)
3-Pt. FG Made	High Low	14, Northern Illinois (12/5/20) 1, Gardner-Webb (12/12/20)	9 by Saint Francis (11/25/20) 3 by Drexel (11/28/20)
3-Pt. FG Att.	High Low	29, Northern Illinois (12/5/20) 18, Gardner-Webb (12/12/20)	28 by Northwestern (12/9/20) 18 by Northern Illinois (12/5/20)
3-Pt. FG Pct.	High Low	.483 [14-of-29], Northern Illinois (12/5/20) .056 [1-of-18], Gardner-Webb (12/12/20)	.389 [7-of-18] by Northern Illinois (12/5/20) .158 [3-of-19] by Drexel (11/28/20)
FT Made	High Low	20, Gardner-Webb (12/12/20) 10, Saint Francis (11/25/20)	20 by Northwestern (12/9/20) 7 by Gardner-Webb (12/12/20)
FT Attempted	High Low	32, Gardner-Webb (12/12/20) 16, Saint Francis (11/25/20)	27 by Northwestern (12/9/20) 13 by Gardner-Webb (12/12/20)
FT Percentage	High Low	.727 [16-of-22], Drexel (11/28/20) .556 [15-of-27], Northern Illinois (12/5/20)	.786 [11-of-14] by Drexel (11/28/20) .538 [7-of-13] by Gardner-Webb (12/12/20)
Off. Rebounds	High Low	22, Saint Francis (11/25/20) 4, Drexel (11/28/20)	15 by Saint Francis (11/25/20) 4 by Northwestern (12/9/20)
Def. Rebounds	High Low	38, Gardner-Webb (12/12/20) 22, Drexel (11/28/20)	30 by Northwestern (12/9/20) 18 by Drexel (11/28/20)
Total Rebounds	High Low	58, Gardner-Webb (12/12/20) 26, Drexel (11/28/20)	38, 2x; last by Gardner-Webb (12/12/20) 29 by Drexel (11/28/20)
Assists	High Low	26, Northern Illinois (12/5/20) 12, at Northwestern (12/9/20)	17, 2x; last by Drexel (11/28/20) 10 by Gardner-Webb (12/12/20)
Blocked Shots	High Low	10, Saint Francis (11/25/20) 2, at Northwestern (12/9/20)	6 by Northern Illinois (12/5/20) 0 by Drexel (11/28/20)
Steals	High Low	9, 2x; last Northern Illinois (12/5/20) 4, 2x; last at Northwestern (12/9/20)	11 by Saint Francis (11/25/20) 1 by Northern Illinois (12/5/20)
Turnovers	High Low	23, Saint Francis (11/25/20) 8, Northern Illinois (12/5/20)	18, 2x; last by Gardner-Webb (12/12/20) 12 by Drexel (11/28/20)
Personal Fouls	High Low	25, at Northwestern (12/9/20) 14, Drexel (11/28/20)	27 by Gardner-Webb (12/12/20) 16, 2x; last by Drexel (11/28/20)

INDIVIDUAL GAME HIGHS & LOWS

	PITT	OPPONENT
Points	27, Xavier Johnson, Drexel (11/28/20)	24, Camren Wynter, Drexel (11/28/20)
FG Made	10, Justin Champagne, Gardner-Webb (12/12/20)	10, Camren Wynter, Drexel (11/28/20)
FG Attempted	20, Justin Champagne, Gardner-Webb (12/12/20)	16, 2x; last Camren Wynter, Drexel (11/28/20)
3-Pt. FG Made	5, 2x; last Xavier Johnson, at Northwestern (12/9/20)	4, Trendon Hankerson, Northern Illinois (12/5/20)
3-Pt. FG Attempted	10, Ithiel Horton, Northern Illinois (12/5/20)	8, Trendon Hankerson, Northern Illinois (12/5/20)
FT Made	6, Xavier Johnson & Au'Diese Toney, Drexel (11/28/20)	9, Ramiir Dixon-Conover, Saint Francis (11/25/20)
FT Attempted	11, Au'Diese Toney, Drexel (11/28/20)	11, 2x; last Boo Buie, Northwestern (12/9/20)
Rebounds	21, Justin Champagne, Gardner-Webb (12/12/20)	9, Anthony Crump, Northern Illinois (12/5/20)
Offensive Rebounds	7, Justin Champagne, Gardner-Webb (12/12/20)	5, T.J. Bickerstaff, Drexel (11/28/20)
Defensive Rebounds	15, Justin Champagne, at Northwestern (12/9/20)	8, James Butler, Drexel (11/28/20)
Assists	10, Xavier Johnson, Saint Francis (11/25/20)	6, Boo Buie, Northwestern (12/9/20)
Turnovers	7, Xavier Johnson, Saint Francis (11/25/20)	5, Trendon Hankerson, Northern Illinois (12/5/20)
Blocked Shots	3, Abdoul Karim Coulibaly, Drexel (11/28/20)	2, 4x; last Pete Nance & Robbie Beran, Northwestern (12/9/20)
Steals	3, Au'Diese Toney, Saint Francis (11/25/20)	4, Ramiir Dixon-Conover, Saint Francis (11/25/20)
Minutes	40:00, Justin Champagne, at Northwestern (12/9/20)	34:25, Ramiir Dixon-Conover, Saint Francis (11/25/20)

PLAYER SEASON & CAREER HIGHS

	2020-21	CAREER
0 - Ithiel Horton		
Pts	15 vs. Northern Illinois (12/5/20)	31 vs. UNC Wilmington (1/10/19)
Rebs	4 at Northwestern (12/9/20)	6, 2x; last vs. Elon (1/31/19)
Asts	4 vs. Northern Illinois (12/5/20)	6 vs. Delaware State (12/19/18)
Blks	1, 2x; last vs. Northern Illinois (12/5/20)	1, 6x; last vs. Northern Illinois (12/5/20)
Stls	2 vs. Gardner-Webb (12/12/20)	4 at William & Mary (2/2/19)
Mins	27 vs. Gardner-Webb (12/12/20)	50 at Columbia (12/2/18)

1 - Xavier Johnson		
Pts	27 vs. Drexel (11/28/20)	30 at Clemson (1/29/19)
Rebs	7 at Northwestern (12/9/20)	8 vs. NC State (3/11/20)
Asts	10 vs. Saint Francis (11/25/20)	10, 4x; last vs. Saint Francis (11/25/20)
Blks	-	1, 10x; last at NC State (2/29/20)
Stls	2, 2x; last vs. Northern Illinois (12/5/20)	6, vs. Virginia (2/22/20)
Mins	37 vs. Drexel (11/28/20)	45 at Wake Forest (2/5/19)

2 - Femi Odukale		
Pts	4 vs. Gardner-Webb (12/12/20)	same
Rebs	2, 2x; last vs. Gardner-Webb (12/12/20)	same
Asts	3 at Northwestern (12/9/20)	same
Blks	1 vs. Gardner-Webb (12/12/20)	same
Stls	2 vs. Gardner-Webb (12/12/20)	same
Mins	20 vs. Gardner-Webb (12/12/20)	same

3 - Noah Collier		
Pts	3 vs. Gardner-Webb (12/12/20)	same
Rebs	2 vs. Northern Illinois (12/5/20)	same
Asts	2 vs. Northern Illinois (12/5/20)	same
Blks	2 vs. Northern Illinois (12/5/20)	same
Stls	1 vs. Northern Illinois (12/5/20)	same
Mins	11 vs. Northern Illinois (12/5/20)	same

4 - Gerald Drumgoole, Jr.		
Pts	2, 2x; last vs. Northern Illinois (12/5/20)	6 at Georgia Tech (3/4/20)
Rebs	2 vs. Saint Francis (11/25/20)	4, 2x; last at Georgia Tech (3/4/20)
Asts	1 vs. Northern Illinois (12/5/20)	1, 8x; last vs. Northern Illinois (12/5/20)
Blks	1 vs. Saint Francis (11/25/20)	1, 2x; last vs. Saint Francis (11/25/20)
Stls	1 vs. Drexel (11/28/20)	1, 3x; last vs. Drexel (11/28/20)
Mins	7 vs. Drexel (11/28/20)	20 vs. Florida State (11/6/19)

5 - Au'Diese Toney		
Pts	20, 2x; last vs. Drexel (11/28/20)	27 at Duke (1/28/20)
Rebs	8 at Northwestern (12/9/20)	11 at Georgia Tech (2/20/19)
Asts	6 vs. Drexel (11/28/20)	same
Blks	1 vs. Saint Francis (11/25/20)	2 vs. Saint Louis (11/21/18)
Stls	3 vs. Saint Francis (11/25/20)	4, 4x; last vs. Wake Forest (3/10/20)
Mins	37 vs. Saint Francis (11/25/20)	40, 3x; last vs. Virginia (2/22/20)

11 - Justin Champagnie		
Pts	24 vs. Gardner-Webb (12/12/20)	31 vs. Wake Forest (3/10/20)
Rebs	21 vs. Gardner-Webb (12/12/20)	same
Asts	5 vs. Gardner-Webb (12/12/20)	same
Blks	2, 2x; last vs. Gardner-Webb (12/12/20)	3 vs. Kansas State (11/25/19)
Stls	2, 2x; last vs. Northern Illinois (12/5/20)	3, 5x; last vs. Syracuse (2/26/20)
Mins	40 at Northwestern (12/9/20)	44 vs. Louisville (1/14/20)

12 - Abdoul Karim Coulibaly		
Pts	6 vs. Gardner-Webb (12/12/20)	10, 2x; last vs. Wake Forest (3/10/20)
Rebs	9 vs. Gardner-Webb (12/12/20)	same
Asts	1, 4x; last vs. Gardner-Webb (12/12/20)	2 vs. Arkansas Pine Bluff (11/21/19)
Blks	3 vs. Drexel (11/28/20)	same
Stls	2 vs. Drexel (11/28/20)	same
Mins	30 vs. Drexel (11/28/20)	same

13 - Aidan Fisch		
Pts	-	-
Rebs	1 vs. Northern Illinois (12/5/20)	same
Asts	-	-
Blks	-	-
Stls	-	-
Mins	3 vs. Northern Illinois (12/5/20)	same

	2020-21	CAREER
14 - Curtis Aiken, Jr.		
Pts	1 vs. Northern Illinois (12/5/20)	2 vs. NC State (3/11/20)
Rebs	-	1, 2x; last at Georgia Tech (3/4/20)
Asts	-	1, at Florida State (2/18/20)
Blks	-	-
Stls	-	1 vs. NC State (3/11/20)
Mins	3 vs. Northern Illinois (12/5/20)	same

21 - Terrell Brown		
Pts	5 vs. Saint Francis (11/25/20)	19 at Clemson (2/8/18)
Rebs	6 vs. Gardner-Webb (12/12/20)	13 vs. Syracuse (3/13/19)
Asts	-	4 vs. McNeese State (12/16/17)
Blks	2, 2x; last vs. Gardner-Webb (12/12/20)	9 vs. Colgate (12/29/18)
Stls	-	2, 4x; last vs. Canisius (12/30/19)
Mins	10, 2x; last vs. Gardner-Webb (12/12/20)	36 at Robert Morris (11/12/19)

22 - Nike Sibande		
Pts	-	31 vs. Buffalo (3/9/20)
Rebs	-	11, 4x; last at Campbell (3/14/18)
Asts	-	6 vs. Wilberforce (12/30/19)
Blks	-	2, 5x; last vs. Central Michigan (2/27/20)
Stls	-	6 at Eastern Michigan (2/13/18)
Mins	-	41 at Western Illinois (12/2/17)

23 - John Hugley		
Pts	7 vs. Saint Francis (11/25/20)	same
Rebs	8 vs. Saint Francis (11/25/20)	same
Asts	1 at Northwestern (12/9/20)	same
Blks	-	-
Stls	-	-
Mins	20 vs. Saint Francis (11/25/20)	same

24 - William Jeffress		
Pts	7, 2x; last at Northwestern (12/9/20)	same
Rebs	6 vs. Gardner-Webb (12/12/20)	same
Asts	2 at Northwestern (12/9/20)	same
Blks	-	-
Stls	2 vs. Gardner-Webb (12/12/20)	same
Mins	33 at Northwestern (12/9/20)	same

31 - Onyebuchi Ezeakudo		
Pts	3 vs. Northern Illinois (12/5/20)	same
Rebs	-	2 vs. Miami (2/2/20)
Asts	1 vs. Northern Illinois (12/5/20)	2, 2x; last vs. Miami (2/2/20)
Blks	-	-
Stls	-	2 vs. Arkansas Pine Bluff (11/21/19)
Mins	4 vs. Northern Illinois (12/5/20)	7 vs. Miami (2/2/20)

35 - Max Amadasun		
Pts	2 vs. Northern Illinois (12/5/20)	same
Rebs	-	-
Asts	-	-
Blks	-	-
Stls	-	-
Mins	4 vs. Northern Illinois (12/5/20)	same

42 - Chayce Smith		
Pts	-	-
Rebs	2 vs. Northern Illinois (12/5/20)	same
Asts	-	-
Blks	-	-
Stls	-	-
Mins	2 vs. Northern Illinois (12/5/20)	2, 2x; last vs. Northern Illinois (12/5/20)

THE LAST TIME IT HAPPENED ...

TEAM

Pitt Was Ranked (AP Poll)

No. 1	Feb. 23, 2009
Top 5 (2-5)	No. 4 on March 14, 2011
Top 10 (6-10)	No. 6 on Dec. 27, 2010
Top 25 (11-25)	No. 20 on Jan. 11, 2016

Pitt Played a Ranked Opponent (AP Poll)

No. 1	at Louisville on Dec. 6, 2019
Top 5	at No. 1 Louisville on Dec. 6, 2019
Top 10	at No. 9 Duke on Jan. 28, 2020
Top 25	vs. No. 11 Louisville on Jan. 14, 2020

Pitt Defeated a Ranked Opponent (AP Poll)

No. 1	vs. Connecticut (70-60) on March 7, 2009
Top 5	vs. No. 3 Syracuse (74-66) on Jan. 17, 2011
Top 10	vs. No. 8 Notre Dame (76-72) on Jan. 31, 2015
Top 25	vs. No. 11 Florida State (75-62) on Jan. 14, 2019

Pitt Lost To a Ranked Opponent (AP Poll)

No. 1	at Louisville (64-46) on Dec. 6, 2019
Top 5	at No. 1 Louisville (64-46) on Dec. 6, 2019
Top 10	at No. 8 Florida State on Feb. 18, 2020
Top 25	vs. No. 11 Louisville (73-68 OT) on Jan. 14, 2020

Pitt Faced No. 1 (AP Poll)

Home	vs. Virginia (L, 66-37) on Feb. 24, 2018
Road	at Louisville (64-46) on Dec. 6, 2019
Neutral	vs. Florida (L, 61-45) on March 22, 2014

100 Points by a Team

By Pitt	112, vs. Marshall (12/28/16)
By Opponent	106, Louisville (1/24/17)

40+ Point Win

By Pitt	42 [99-57], vs. New Orleans (12/20/18)
By Opponent	55 [106-51], vs. Louisville (1/24/17)

30-39 Point Win

By Pitt	30 [89-59], vs. Northern Illinois (12/5/20)
By Opponent	34 [94-60], vs. Louisville (2/11/18)

20-29 Point Win

By Pitt	26 [79-53], vs. Binghamton (12/20/19)
By Opponent	23 [72-59], vs. Syracuse (2/26/20)

Overtime Game

Pitt Win	89-86, vs. Louisville (1/9/19)
Pitt Loss	73-68, vs. Louisville (1/14/20)

Double Overtime Game

Pitt Win	93-90, vs. Eastern Michigan (11/11/16)
Pitt Loss	95-89, vs. Oklahoma State (12/21/06)

Triple Overtime Game

Pitt Win	98-95, vs. West Virginia (2/12/10)
Pitt Loss	74-73, at George Washington (1/10/76)

Won The Game In The Final Seconds

By Pitt	Justin Champagne dunk with 5.8 seconds remaining led Pitt a 71-70 win at Northwestern Dec. 9, 2020
By Opponent	Steve Vasturia three-point field goal with 2.5 seconds remaining gave Notre Dame a 78-77 win Dec. 31, 2016

Five or More Players in Double-Digit Scoring

By Pitt	5, vs. Wake Forest (3/10/20)
By Opponent	5, Saint Francis (11/25/20)

Made 40-49 Field Goals

By Pitt	41, vs. Maryland-Eastern Shore (12/18/10)
By Opponent	41, UCLA (2/2/91)

Made Fewer Than 20 Field Goals

By Pitt	17, at Georgia Tech (3/4/20)
By Opponent	19, Gardner-Webb (12/12/20)

Had 70-79 Field Goal Attempts

By Pitt	71, at Northwestern (12/9/20)
By Opponent	71, NC State (1/12/19)

Had 80-89 Field Goal Attempts

By Pitt	83, vs. Wake Forest (2/16/16)
By Opponent	89, Villanova (3/4/98)

Had 90-99 Field Goal Attempts

By Pitt	92, vs. Houston Baptist (11/9/07)
By Opponent	95, West Virginia (1/18/67)

Had Fewer Than 35 Field Goal Attempts

By Pitt	35, vs. Cincinnati (12/17/13)
By Opponent	34, Notre Dame (3/11/10)

Shot Over 60 Percent From The Field

By Pitt	.620 [31-of-50], vs. Drexel (11/28/20)
By Opponent	.630 [34-of-54], Louisville (2/11/18)

Shot Over 70 Percent From The Field

By Pitt	.717 [33-of-46], at DePaul (3/9/13)
By Opponent	.700 [42-of-60], Syracuse (2/4/89)

Shot Less Than 30 Percent From The Field

By Pitt	.291 [16-of-55], vs. Syracuse (2/26/20)
By Opponent	.297 [19-of-64], Gardner-Webb (12/12/20)

Made 10+ Three-Point Field Goals

By Pitt	14, vs. Northern Illinois (12/5/20)
By Opponent	12, Virginia Tech (2/15/20)

Made 15+ Three-Point Field Goals

By Pitt	16, vs. Notre Dame (1/29/97)
By Opponent	17, Lafayette (1/2/08)

Made 0 Three-Point Field Goals

By Pitt	at Georgia Tech (3/5/16)
By Opponent	Louisville (2/11/15)

Had 30+ Three-Point Field Goal Attempts

By Pitt	37, at Boston College (2/12/19)
By Opponent	32, Virginia Tech (2/15/20)

Shot Over 60 Percent From The Three-Point Line

By Pitt	.619 [13-of-21], vs. Virginia (1/4/17)
By Opponent	.632 [12-of-19], Syracuse (3/14/13)

Shot Over 70 Percent From The Three-Point Line

By Pitt	.727 [8-of-11], vs. Connecticut (3/10/11)
By Opponent	.700 [7-of-10], Georgetown (1/20/10)

Shot Over 80 Percent From The Three-Point Line

By Pitt	.833 [5-of-6], vs. Providence (2/11/90)
By Opponent	-

Shot Less Than 20 Percent From Three-Point Line

By Pitt	.056 [1-of-18], vs. Gardner-Webb (12/12/20)
By Opponent	.158 [3-of-19], Drexel (11/28/20)

Made 30-39 Free Throws

By Pitt	38, vs. Florida State (1/14/19)
By Opponent	33, Wichita State (3/21/13)

Made 40+ Free Throws

By Pitt	42, vs. Oklahoma (1/15/89)
By Opponent	42, St. John's (3/9/95)

Made 5 Or Fewer Free Throws

By Pitt	3, at Louisville (12/6/19)
By Opponent	5, Virginia Tech (2/15/20)

Had 40-49 Free Throw Attempts

By Pitt	46, vs. Florida State (1/14/19)
By Opponent	40, Florida State (2/18/18)

Had 50+ Free Throw Attempts

By Pitt	50, vs. Seton Hall (2/8/97)
By Opponent	-

Shot Over 90 Percent From The Foul Line

By Pitt	.957 [22-of-23], vs. New Orleans (12/20/18)
By Opponent	.923 [12-of-13], Georgia Tech (3/4/20)

Shot 100 Percent From The Foul Line

By Pitt	3-of-3, at Miami (1/31/18)
By Opponent	6-of-6, Robert Morris (11/12/19)

Had 50-59 Rebounds

By Pitt	58, Gardner-Webb (12/12/20)
By Opponent	51, West Virginia (11/15/19)

Had 60+ Rebounds

By Pitt	60, vs. VMI (12/6/11)
By Opponent	74, West Virginia (2/12/64)

Five Players Fouled Out

By Pitt	vs. Villanova (2/7/86)
By Opponent	Seton Hall (2/9/85)

Had 20-29 Assists

By Pitt	26, vs. Northern Illinois (12/5/20)
By Opponent	20, Georgia Tech (3/4/20)

Had 30+ Assists

By Pitt	30, vs. Virginia Tech (1/31/16)
By Opponent	31, UCLA (2/2/91)

Had 10+ Blocked Shots

By Pitt	13, vs. Colgate (12/29/18)
By Opponent	10, Georgia Tech (3/4/20)

Had 15+ Steals

By Pitt	15, Binghamton (12/20/19)
By Opponent	16, Boston College (3/10/01)

Had 20+ Turnovers

By Pitt	23, Saint Francis (11/25/20)
By Opponent	22, Georgia Tech (2/8/20)

Had 30+ Turnovers

By Pitt	30, at Navy (11/26/99)
By Opponent	31, Carnegie Mellon (12/16/96)

Committed 10 Or Fewer Turnovers

By Pitt	8, vs. Northern Illinois (12/5/20)
By Opponent	10, Virginia Tech (2/15/20)

THE LAST TIME IT HAPPENED ...

INDIVIDUAL

30-39 Points by a Player

By Pitt 31, Justin Champagnie vs. Wake Forest (3/10/20)
By Opp. 31, Kerry Blackshear, Jr., Virginia Tech (1/6/18)

40+ Points by a Player

By Pitt 43, Jamel Artis at Louisville (1/11/17)
By Opp. 41, T.J. Warren, NC State (3/3/14)

Two Players Scored 30 or More Points

By Pitt Jamel Artis (30) and Michael Young (30)
vs. Marshall (12/28/16)
By Opp. Kenny Anderson (32) and Dennis Scott (30),
Georgia Tech (12/28/89)

Two Players Scored 20 or More Points

By Pitt Xavier Johnson (27) and Au'Diese Toney (20)
vs. Drexel (11/28/20)
By Opp. RJ Barrett (26) and Zion Williamson (25),
Duke (1/22/19)

Three Players Scored 20 or More Points

By Pitt Trey McGowens (24), Xavier Johnson (21) and
Au'Diese Toney (20) vs. New Orleans (12/20/18)
By Opp. CJ Burks (25), Stevie Browning (22) and
Ryan Taylor (22), Marshall (12/28/16)

10+ Field Goals Made by a Player

By Pitt 10, Justin Champagnie vs. Gardner-Webb (12/12/20)
By Opp. 10, Camren Wynter, Drexel (11/28/20)

15+ Field Goals Made by a Player

By Pitt 15, Jamel Artis at Louisville (1/11/17)
By Opp. 16, T.J. Warren, NC State (3/3/14)

20-29 Field Goal Attempts by a Player

By Pitt 20, Justin Champagnie vs. Gardner-Webb (12/12/20)
By Opp. 24, RJ Barrett, Duke (1/22/19)

Player Shot 1.000 With 5+ Field Goal Attempts

By Pitt 5-of-5, Khameron Davis vs. Mount St. Mary's (12/5/17)
By Opp. 5-of-5, Juwan Durham, Notre Dame (2/5/20)

Player Shot .800 With 10+ Field Goal Attempts

By Pitt 12-of-14 [.857], Sheldon Jeter vs. Florida State (2/18/17)
By Opp. 11-of-13 [.846] Zion Williamson, Duke (1/22/19)

Player Shot .900 With 10+ Field Goal Attempts

By Pitt 9-of-10 [.900], Talib Zanna at Clemson (1/21/14)
By Opp. 9-of-10 [.900] Wendall Carter, Jr., Duke (1/20/18)

5+ 3pt Field Goals Made by a Player

By Pitt 5, Xavier Johnson vs. Northwestern (12/9/20)
By Opp. 5, T.J. Gibbs, Notre Dame (2/5/20)

10+ 3pt Field Goal Attempts by a Player

By Pitt 5, Ithiel Horton vs. Northern Illinois (12/5/20)
By Opp. 11, Sam Sessoms, Binghamton (12/20/19)

Player Shot .800 With 5+ 3pt Field Goal Attempts

By Pitt .833 [5-of-6], Justin Champagnie vs. Canisius (12/30/19)
By Opp. .800 [4-of-5], Jalen Cone, Virginia Tech (2/15/20)

10+ Free Throws Made by a Player

By Pitt 10, Xavier Johnson vs. North Carolina (1/18/20)
By Opp. 10, Kerry Blackshear, Jr., Virginia Tech (2/16/19)

15+ Free Throws Made by a Player

By Pitt 18, Trey McGowens vs. Florida State (1/14/19)
By Opp. 16, Michael Sweetney, Georgetown (1/19/02)

10+ Free Throws Attempted by a Player

By Pitt 11, Au'Diese Toney vs. Drexel (11/28/20)
By Opp. 11, Boo Buie, Northwestern (12/9/20)

15+ Free Throws Attempted by a Player

By Pitt 19, Trey McGowens vs. Florida State (1/14/19)
By Opp. 20, Ovie Soko, Duquesne (11/30/13)

Player Shot 1.000 With 10+ Free Throw Attempts

By Pitt 10-of-10, Xavier Johnson vs. Florida State (1/14/19)
By Opp. 14-of-14, Anthony Barber, NC State (1/19/16)

10+ Rebounds by a Player

By Pitt 21, Justin Champagnie vs. Gardner-Webb (12/12/20)
By Opp. 10, CJ Bryce, NC State (3/11/20)

15+ Rebounds by a Player

By Pitt 21, Justin Champagnie vs. Gardner-Webb (12/12/20)
By Opp. 17, Oscar Tshiebwe, West Virginia (11/15/19)

20+ Rebounds by a Player

By Pitt 20, Justin Champagnie vs. Northwestern (12/9/20)
By Opp. 21, Mike Davis, Maryland (2/15/77)

Two Players with 10 or More Rebounds

By Pitt Cameron Johnson (11), Michael Young (10)
and Sheldon Jeter (10) vs. Virginia Tech (2/14/17)
By Opp. Garrison Brooks (13) and Amando Bacot (11)
North Carolina (1/18/20)

5+ Offensive Rebounds by a Player

By Pitt 7, Justin Champagnie vs. Gardner-Webb (12/12/20)
5, Terrell Brown vs. Gardner-Webb (12/12/20)
By Opp. 8, T.J. Bickerstaff, Drexel (11/28/20)

10+ Defensive Rebounds by a Player

By Pitt 14, Justin Champagnie vs. Gardner-Webb (12/12/20)
By Opp. 12, Landers Nolley II, Virginia Tech (2/15/20)

10+ Assists by a Player

By Pitt 10, Xavier Johnson vs. Saint Francis (11/25/20)
By Opp. 11, Markell Johnson, NC State (3/11/20)

5+ Blocked Shots by a Player

By Pitt 5, Terrell Brown at Robert Morris (11/12/19)
By Opp. 5, Manny Bates, NC State (2/29/20)

5+ Steals by a Player

By Pitt 5, Trey McGowens at NC State (2/29/20)
By Opp. 5, Bourama Sidibe, Syracuse (2/26/20)

Double-Double by a Player*

By Pitt 24/21, J. Champagnie vs. Gardner-Webb (12/12/20)
By Opp. 13/10, CJ Bryce, NC State (3/11/20)

20 - 20 Games (Points - Rebounds)

By Pitt 24/21, J. Champagnie vs. Gardner-Webb (12/12/20)
By Opp. 42/20, Bruce King, Iowa (12/30/76)

Triple-Double by a Player^

By Pitt 23/12/11, Ricardo Greer vs. Villanova (3/4/98)
By Opp. 14/10/11, Mike Griffin, Syracuse (2/27/01)

*Double-doubles are points and rebounds unless otherwise indicated

^Triple-doubles are points, rebounds, and assists

PITT MISCELLANEOUS STATISTICS

Games as Leading Scorer		Largest Halftime Lead	
Xavier Johnson	2	16, vs. Northern Illinois (12/5/20)	
Justin Champagnie	2	Largest Halftime Deficit	
Au'Diese Toney	1	13, vs. Saint Francis (11/25/20)	
Games as Leading Rebounder		Largest Halftime Deficit Overcome to Win	
Justin Champagnie	4	11, at Northwestern (12/9/20)	
John Hugley	1	Largest Deficit Overcome to Win	
Games Leading in Assists		14, at Northwestern (12/9/20)	
Xavier Johnson	4	Largest Pitt Lead	
Justin Champagnie	1	36 [77-41, 6:34] vs. Northern Illinois (12/5/20)	
20+ Point Scoring Games		Largest Pitt Deficit	
Justin Champagnie	3	20 [57-37, 16:20] vs. Saint Francis (11/25/20)	
Au'Diese Toney	2	Largest Pitt Win	
Xavier Johnson	2	30 [89-59] vs. Northern Illinois (12/5/20)	
Double-Figure Scoring Games		Largest Pitt Defeat	
Justin Champagnie	5	10 vs. Saint Francis (11/25/20)	
Xavier Johnson	4	Most Consecutive Points Scored	
Au'Diese Toney	4	14 vs. Gardner-Webb (12/12/20)	
Ithiel Horton	1	Most Consecutive Points Allowed	
20+ Rebound Games		9 vs. Saint Francis (11/25/20)	
Justin Champagnie	2	Longest Winning Streak	
Double-Figure Rebound Games		4, Nov. 28, 2020 - Dec. 12, 2020	
Justin Champagnie	3	Longest Losing Streak	
Double-Doubles		1, Nov. 25, 2020	
Justin Champagnie	3	Largest Home Crowd	
Double-Figure Assist Games		500, 3x; last vs. Northern Illinois (12/5/20)	
Xavier Johnson	1	*PEC capacity limit was reduced to 500 on Nov. 23 due to COVID-19 attendance mandate	
Pitt's First Substitution		* Fan attendance at the PEC was halted Dec. 10	
John Hugley	2	Largest Road Crowd	
Abdoul Karim Coulibaly	1	n/a	
William Jeffress	1	Largest Neutral Crowd	
Femi Odukale	1	n/a	
Offensive Fouls Drawn			
Opponent	10		
Pitt	7		
Au'Diese Toney	3		
Xavier Johnson	3		
William Jeffress	1		
Dunks			
Opponent	6		
Pitt	11		
Justin Champagnie	4		
Will Jeffress	2		
Xavier Johnson	2		
Au'Diese Toney	1		
Abdoul Karim Coulibaly	1		
John Hugley	1		
Three-Point Plays			
Opponent	4		
Pitt	5		
John Hugley	2		
Justin Champagnie	1		
Au'Diese Toney	1		
Terrell Brown	1		
Jump Balls Controlled			
Opponent	2		
Pitt	3		
Abdoul Karim Coulibaly	2		
John Hugley	1		
Technical Fouls / Flagrant 1s			
Opponent	-		
Pitt	1		
Bench	1		

PITT'S 2019-20 RECORD WHEN ...

Plays at home	3-1
Plays on the road	1-0
Plays at neutral site	0-0
Record vs. the ACC (regular season)	0-0
Record against non-conference	3-1
Wins the game before	3-0
Loses the game before	1-0
Leads at half	3-0
Trails at half	1-1
Tied at half	0-0
Plays an overtime game	0-0
Shoots 50% or better	2-0
Shoots less than 50%	2-1
Opp. shoots 50% or less	4-1
Shoots better than opp.	3-0
Shoots worse than opp.	1-1
Has more FTs made than opp.	3-0
Has equal FTs made	0-0
Has less FTs made than opp.	1-1
Outrebounds opp.	3-1
Is outrebounded	1-0
Has equal rebounds	0-0
Has more TOs than opp.	1-1
Has equal or less TOs than opp.	3-0
Scores more/equal bench pts.	2-1
Scores less bench pts.	2-0
Plays a ranked opp. (AP)	0-0
Makes 5+ 3-Pt. shots	3-1
No Pitt player fouls out	3-1
1+ Pitt player fouls out	1-0
Has 20+ assists	1-0
Wears white uniforms	3-1
Wears gold uniforms	0-0
Wears blue uniforms	1-0
Wears black uniforms	0-0
Plays in tournaments	0-0
Plays on television	2-1
Plays in November	1-1
Plays in December	3-0
Plays in January	0-0
Plays in February	0-0
Plays in March	0-0
Plays during the day	2-0
Plays at night	2-1
Plays on Sunday	0-0
Plays on Monday	0-0
Plays on Tuesday	0-0
Plays on Wednesday	1-1
Plays on Thursday	0-0
Plays on Friday	0-0
Plays on Saturday	3-0
Margin is 5 pts. or less	1-0
Margin is 10 pts. or less	2-1
Margin is between 11-20	1-0
Margin is more than 20	1-0
Has a 20-pt. scorer	4-1
Has a 30-pt. scorer	0-0
Scores 59 points or less	0-0
Scores 60+ points	4-1
Scores 70+ points	3-1
Scores 80+ points	2-0
Scores 90+ points	0-0
Scores 100+ points	0-0

BY STARTING LINEUP

Johnson, Horton, Toney, Champagnie, Coulibaly	4-0
Johnson, Horton, Toney, Champagnie, Hugley	0-1

PITT BASKETBALL IN THE POLLS

The Pitt basketball program has held a prominent spot in the national basketball scene for the past 16 seasons. The final national rankings are just one area to measure the Panthers success in that span. Pitt has finished in the Associated Press top 25 in eight of the past 16 seasons, including three times concluding the year ranked in the top 10 in the nation.

- Pitt has been ranked in the top 25 of the AP Poll at some point in 14 of the past 16 seasons.
- Pitt concluded the 2008-09 and 2010-11 season ranked No. 4 in the AP Poll.
- Pitt claimed its first No. 1 ranking in the AP Poll during the 2008-09 season.
- The Panthers have been ranked in the AP top 25 a total of 260 weeks.
- Pitt has been ranked in the top 10 of the AP Poll 117 times.
- The Panthers spent the entire 2008-09 season ranked in the top 10 of the AP Poll, including 17 weeks in the top 5 and three weeks ranked No. 1 overall.

AP POLL RECORDS

ALL-TIME RECORD - RANKED

Rk	W-L	Pct.
1	3-2	.600
2	11-6	.647
3	24-4	.857
4	36-7	.837
5	25-2	.926
6	17-4	.810
7	17-6	.739
8	8-5	.615
9	13-9	.591
10	15-3	.833
11	14-5	.737
12	11-4	.733
13	18-6	.750
14	11-2	.846
15	14-4	.778
16	11-7	.611
17	26-8	.765
18	12-9	.571
19	4-2	.667
20	14-6	.700
21	3-2	.600
22	17-11	.607
23	6-1	.857
24	8-3	.727
25	4-3	.571
Total	342-121	.739

ALL-TIME RECORD - VS. RANKED

Rk	W-L	Pct.
1	2-18	.100
2	3-11	.214
3	5-15	.250
4	5-9	.357
5	8-9	.471
6	3-11	.214
7	2-5	.286
8	4-11	.267
9	8-11	.421
10	3-12	.200
11	6-20	.231
12	8-14	.364
13	7-7	.500
14	2-16	.111
15	8-12	.400
16	2-8	.200
17	5-10	.333
18	2-15	.118
19	6-11	.353
20	9-7	.563
21	0-10	.000
22	1-3	.250
23	4-5	.444
24	2-6	.250
25	6-5	.545
Total	111-261	.298

PITT IN THE AP POLL

Total Polls Ranked	260
Top 10 Rankings	117
Longest Consecutive Polls Ranked	60
Current Streak	0

Years Ranked

Total Years	23
Consecutive Years	13
Current Streak	1

Final Poll

Total Polls	12
Top 10	5
High Rank	4

No. 1 Ranking

Total Rankings	3
Most No. 1 Weeks in Succession	2

Weeks Ranked By Ranking

First Ranked: Dec. 16, 1958 (No. 18)
Last Ranked: Jan. 11, 2016 (No. 20)

Rank	Weeks
No. 1	3
No. 2	11
No. 3	16
No. 4	21
No. 5	15
No. 6	12
No. 7	12
No. 8	7
No. 9	13
No. 10	10
No. 11	10
No. 12	9
No. 13	10
No. 14	8
No. 15	10
No. 16	13
No. 17	18
No. 18	11
No. 19	3
No. 20	12
No. 21	3
No. 22	14
No. 23	6
No. 24	8
No. 25	4

2020-21 BOX SCORES

Official Basketball Box Score -- Game Totals -- Final Statistics

Gardner-Webb vs Pittsburgh 12/12/20 4:00 pm at Pittsburgh, PA

Gardner-Webb 50 • 0-2,0-0 Big Sout

#	Player	Total			3-Ptr			Rebounds			PF	TP	A	TO	Blk	Stl	Min
		FG-FGA	FG-FGA	FT-FTA	FG-FGA	FT-FTA	Off	Def	Tot								
14	Kareem Reid	r	1-3	0-0	1-4	1	2	3	5	3	0	0	0	1	16		
24	Ludovic Duféal	r	0-2	0-1	0-0	1	7	8	4	0	1	1	1	2	23		
00	Lance Terry	g	4-9	2-6	0-0	2	4	6	2	10	1	0	0	2	30		
01	Jaheam Cornwall	g	5-15	1-7	2-2	1	2	3	1	13	4	2	0	0	33		
03	Jacob Falko	g	1-9	0-1	0-0	0	3	3	4	2	0	1	0	0	19		
02	Jordan Sears		2-5	1-3	2-2	0	1	1	2	7	2	4	0	0	13		
04	D'Maurian Williams		1-7	0-2	2-2	2	2	4	2	4	1	5	0	1	20		
05	Jamaine Mann		1-4	0-0	0-3	3	2	5	1	2	1	2	0	0	14		
11	Mick Lynott		0-1	0-0	0-0	0	0	0	3	0	0	1	0	1	6		
23	Anthony Selden		4-9	1-5	0-0	0	2	2	1	9	0	0	1	0	21		
25	Sammy Itodo		0-0	0-0	0-0	0	1	1	2	0	0	1	1	1	5		
	Team					1	1	2									
	Totals		19-64	5-25	7-13	11	27	38	27	50	10	18	3	8	200		

FG % 1st Half: 6-28 21.4% 2nd half: 13-36 36.1% Game: 19-64 29.7% Deadball Rebounds 2
 3FG % 1st Half: 3-11 27.3% 2nd half: 2-14 14.3% Game: 5-25 20.0%
 FT % 1st Half: 3-6 50.0% 2nd half: 4-7 57.1% Game: 7-13 53.8%

Pittsburgh 67 • 4-1,0-0 ACC

#	Player	Total			3-Ptr			Rebounds			PF	TP	A	TO	Blk	Stl	Min
		FG-FGA	FG-FGA	FT-FTA	FG-FGA	FT-FTA	Off	Def	Tot								
11	Justin Champagne	r	10-20	0-4	4-4	7	14	21	0	24	5	2	2	1	32		
12	A. Karim Coulibaly	r	3-6	0-0	0-0	4	5	9	4	6	1	0	2	0	17		
00	Ithiel Horton	g	1-6	0-5	0-0	0	1	1	1	2	2	0	0	2	27		
01	Xavier Johnson	g	4-5	1-2	3-5	1	2	3	2	12	4	3	0	0	18		
05	Au'Diese Toney	g	2-8	0-2	5-8	1	2	3	1	9	0	3	0	1	31		
02	Femi Odukafe		0-2	0-1	4-6	0	2	2	1	4	1	2	1	2	20		
03	Noah Collier		1-2	0-0	1-1	0	0	0	1	3	0	1	0	0	6		
04	Gerald Drumgoole Jr.		0-2	0-1	1-2	1	0	1	1	1	0	0	0	0	6		
13	Aidan Fisch		0-0	0-0	0-0	0	0	0	0	0	0	0	0	0	1		
21	Terrell Brown		1-3	0-0	2-6	5	1	6	2	4	0	2	2	0	9		
23	John Hugley		1-5	0-1	0-0	0	6	6	2	2	0	1	0	0	13		
24	William Jeffress		0-5	0-2	0-0	1	5	6	2	0	0	1	0	2	16		
31	Onyebuchi Ezeakudo		0-0	0-0	0-0	0	0	0	0	0	0	1	0	0	2		
35	Max Amadasun		0-0	0-0	0-0	0	0	0	0	0	0	0	0	0	1		
42	Chayce Smith		0-0	0-0	0-0	0	0	0	0	0	0	0	0	0	1		
	Team					0	0	0									
	Totals		23-64	1-18	20-32	20	38	58	17	67	13	16	7	8	200		

FG % 1st Half: 10-30 33.3% 2nd half: 13-34 38.2% Game: 23-64 35.9% Deadball Rebounds 6
 3FG % 1st Half: 0-9 0.0% 2nd half: 1-9 11.1% Game: 1-18 5.6%
 FT % 1st Half: 7-13 53.8% 2nd half: 13-19 68.4% Game: 20-32 62.5%

Officials: Evon Burroughs, Brian O'Connell, Ron Groover

Technical fouls: Gardner-Webb-None, Pittsburgh-None.

Attendance:

2020-21 Men's Basketball, Round: 0, Gardner-Webb vs Pittsburgh, Played at Pete

Score by periods	1st	2nd	Total
Gardner-Webb	18	32	50
Pittsburgh	27	40	67

	In	Off	2nd	Fast	Bench
Points	Paint	T/O	Chance	Break	
GW	24	11	6	14	22
PITT	36	12	17	9	14

Last FG - GW 2nd-00:20, PITT 2nd-00:47
 Largest lead - GW None, PITT by 22 2nd-03:07.
 GW led for 00:00, PITT led for 39:08. Game was tied for 00:52.

Score tied - 0 times.
 Lead changed - 0 times.

2020-21 SEASON STATS



2020-21 Pittsburgh Men's Basketball Combined Team Statistics All games

Page 1/1
as of Dec 12, 2020

Game Records

Record	Overall	Home	Away	Neutral
ALL GAMES	4-1	3-1	1-0	0-0
CONFERENCE	0-0	0-0	0-0	0-0
NON-CONFERENCE	4-1	3-1	1-0	0-0

Score by Periods

Team	1st	2nd	OT	TOT
Pittsburgh	173	207	0	380
Opponents	160	173	0	333

Team Box Score

No.	Player	Total			3-Point		F-Throw		Rebounds				PF DQ A TO BLK STL PTS AVG									
		GP-GS	MIN	AVG	FG-FGA	FG%	3FG-FGA	3FG%	FT-FTA	FT%	OFF	DEF	TOT	AVG	PF	DQ	A	TO	BLK	STL	PTS	AVG
11	CHAMPAGNIE, Justin	5-5	169:03	33.8	39-79	.494	6-22	.273	13-21	.619	19	46	65	13.0	5	0	9	7	6	5	97	19.4
1	JOHNSON, Xavier	5-5	145:55	29.2	25-51	.490	11-28	.393	23-32	.719	3	21	24	4.8	14	0	33	17	0	5	84	16.8
5	TONEY, Au'Diese	5-5	163:46	32.8	27-51	.529	7-18	.389	21-34	.618	14	11	25	5.0	11	0	13	15	1	6	82	16.4
0	HORTON, Ithiel	5-5	103:49	20.8	10-33	.303	7-24	.292	0-0	.000	4	5	9	1.8	8	0	9	7	2	2	27	5.4
12	COULIBALY, Abdoul Karim	5-4	93:60	18.8	9-15	.600	0-0	.000	2-2	1.000	9	15	24	4.8	16	1	4	2	8	4	20	4.0
23	HUGLEY, John	5-1	66:00	13.2	9-25	.360	0-2	.000	2-2	1.000	8	15	23	4.6	11	0	1	7	0	0	20	4.0
24	JEFFRESS, William	5-0	100:34	20.1	7-25	.280	2-10	.200	1-2	.500	3	12	15	3.0	7	0	4	3	0	5	17	3.4
21	BROWN, Terrell	4-0	27:14	6.8	3-11	.273	0-0	.000	3-7	.429	8	3	11	2.8	5	0	0	2	4	0	9	2.3
2	ODUKALE, Femi	5-0	56:34	11.3	2-10	.200	0-4	.000	5-8	.625	0	5	5	1.0	6	0	7	6	1	5	9	1.8
31	EZEAKUDO, Onyebuchi	2-0	05:32	2.8	1-1	1.000	1-1	1.000	0-0	.000	0	0	0	0.0	0	0	1	1	0	0	3	1.5
4	DRUMGOOLE JR., Gerald	4-0	22:45	5.7	2-7	.286	0-3	.000	1-2	.500	3	1	4	1.0	3	0	1	1	1	1	5	1.3
35	AMADASUN, Max	2-0	04:38	2.3	1-1	1.000	0-0	.000	0-0	.000	0	0	0	0.0	2	0	0	0	0	0	2	1.0
14	AIKEN JR., Curtis	1-0	02:36	2.6	0-1	.000	0-0	.000	1-2	.500	0	0	0	0.0	0	0	0	0	0	0	1	1.0
3	COLLIER, Noah	5-0	31:27	6.3	1-2	.500	0-0	.000	2-6	.333	0	2	2	0.4	6	0	2	2	2	1	4	0.8
42	SMITH, Chayce	2-0	02:44	1.4	0-0	.000	0-0	.000	0-0	.000	0	2	2	1.0	1	0	0	0	0	0	0	0.0
13	FISCH, Aidan	2-0	03:24	1.7	0-1	.000	0-1	.000	0-0	.000	0	1	1	0.5	1	0	0	1	0	0	0	0.0
Team											8	6	14					2				
Total		5	1000		136-313	.435	34-113	.301	74-118	.627	79	145	224	44.8	96	1	84	73	25	34	380	76.0
Opponents		5	1000		117-299	.391	32-115	.278	67-94	.713	51	121	172	34.4	99	3	73	76	16	35	333	66.6

Team Statistics

	PITT	OPP
Scoring	380	333
Points per game	76.0	66.6
Scoring margin	+9.4	-
Field goals-att	136-313	117-299
Field goal pct	.435	.391
3 point fg-att	34-113	32-115
3-point FG pct	.301	.278
3-pt FG made per game	6.8	6.4
Free throws-att	74-118	67-94
Free throw pct	.627	.713
F-Throws made per game	14.8	13.4
Rebounds	224	172
Rebounds per game	44.8	34.4
Rebounding margin	+10.4	-
Assists	84	73
Assists per game	16.8	14.6
Turnovers	73	76
Turnovers per game	14.6	15.2
Turnover margin	+0.6	-
Assist/turnover ratio	1.2	1.0
Steals	34	35
Steals per game	6.8	7.0
Blocks	25	16
Blocks per game	5.0	3.2
Winning streak	4	-
Home win streak	3	-
Attendance	1500	0
Home games-Avg/Game	4-375	1-0
Neutral site-Avg/Game	-	0-0

Team Results

Date	Opponent		Score	Att.
11/25/2020	Saint Francis (PA)	L	70-80	500
11/28/2020	Drexel	W	83-74	500
12/05/2020	Northern Ill.	W	89-59	500
12/09/2020	at Northwestern	W	71-70	0
12/12/2020	Gardner-Webb	W	67-50	0