



NC STATE BASKETBALL

2 National Championships • 27 NCAA Tournament Appearances • 17 Conference Championships • 20 All-Americans

NC STATE SCHEDULE

| | | |
|---------|-----------------------|----------|
| Nov. 25 | Charleston Southern ^ | W, 95-61 |
| Nov. 27 | North Florida ^ | W, 86-51 |

| | | |
|---------|-----------------------|-----------|
| Dec. 3 | UMass Lowell # | W, 90-59 |
| Dec. 5 | UConn # | Canceled |
| Dec. 9 | at Michigan % | Canceled |
| Dec. 12 | FAU | Canceled |
| Dec. 16 | at Louisville | Postponed |
| Dec. 16 | at rv/rv Saint Louis | L, 69-80 |
| Dec. 19 | Campbell | W, 69-50 |
| Dec. 22 | #17/17 North Carolina | W, 79-76 |
| Dec. 30 | Boston College | W, 79-76 |

| | | |
|---------|-------------------|------------------|
| Jan. 5 | at #19/18 Clemson | L, 70-74 (OT) |
| Jan. 9 | Miami | 12:00 RSN |
| Jan. 13 | at Florida State | 7:00 ESPN2 |
| Jan. 16 | Georgia Tech | 2:00 RSN |
| Jan. 20 | at Virginia | 6:00 ESPN2 |
| Jan. 23 | at North Carolina | 2:00 ESPN/ESPN2 |
| Jan. 27 | Wake Forest | 7:00 ACC Network |
| Jan. 31 | at Syracuse | 6:00 ACC Network |

| | | |
|---------|-------------------|-------------------|
| Feb. 3 | Virginia | 9:00 ESPN2 |
| Feb. 6 | at Boston College | 12:00 ACC Network |
| Feb. 9 | Syracuse | 6:30 ACC Network |
| Feb. 13 | Duke | 4:00 ESPN |
| Feb. 17 | at Pitt | 6:30 ACC Network |
| Feb. 20 | at Wake Forest | 2:00 RSN |
| Feb. 28 | Pitt | 4:00 ACC Network |

| | | |
|------------|--------------------------------|------------------|
| Mar. 3 | at Notre Dame | 7:00 ACC Network |
| Mar. 6 | Virginia Tech | 2:00 RSN |
| Mar. 9-13 | ACC Tournament | TBD ACCN/ESPN |
| Mar. 18-21 | NCAA Tournament 1st/2nd Rounds | TBD TBD |
| Mar. 25-28 | NCAA Regionals | TBD TBD |
| Apr. 3 | NCAA Final Four | TBD CBS |
| Apr. 5 | National Championship | TBD CBS |

^ - Mako Medical Wolfpack Invitational
- Bubbleville (Uncasville, CT)
% - ACC/Big Ten Challenge

RSN

Play-by-Play..... Tom Werme
Analyst..... Mike Gminski

RADIO (WOLFPACK SPORTS NETWORK)

Play-by-Play..... Gary Hahn
Analyst..... Tony Haynes

NC STATE COMMUNICATIONS

Director/MBB Contact..... Craig Hammel
Email/Cell Phone..... cwhamme2@ncsu.edu/317-292-0858
Twitter..... @Hammel_Craig

GAME #9

#RV/RV NC STATE (6-2, 2-1) VS. MIAMI (4-5, 0-4)

Saturday, Jan. 9 ♦ 12:00 pm ♦ Raleigh, N.C. ♦ PNC Arena



WOLFPACK

Head Coach: Kevin Keatts
Record at NC State: 71-38 (4th Year)
Overall Record: 143-66 (7th Year)
2019-20 Record: 20-12; 10-10 ACC



HURRICANES

Head Coach: Jim Larrañaga
Record at UM: 194-118 (10th Year)
Overall Record: 664-452 (37th Year)
2019-20 Record: 15-16, 7-13 ACC

PACK TRACKS

■ NC State dropped its first ACC contest of the season, falling to Clemson, 74-70, in overtime on Tuesday. The Pack led for over 35 minutes in the game. Clemson led 8-7 early in the first half and didn't lead again until scoring the first basket of overtime. NC State entered the game forcing opponents into an average of 20+ turnovers a game and led the NCAA in turnover margin at +8.6, but only forced nine Clemson turnovers and finished the game -5 in turnover margin.

■ Senior forward D.J. Funderburk led the Pack with 21 points against Clemson. The Cleveland, Ohio native shot 5-of-8 from the field and 9-of-9 from the foul line. After not playing in a game for 26 days, Funderburk has produced back-to-back 20-point games in his two games since returning to the lineup. It's the first back-to-back 20-point performances of his career. He finished with 21 points on 8-of-10 shooting in the win over Boston College on Dec 30.

■ Funderburk would lead the ACC in scoring in league games (20.5 ppg.), but has not played the required 75% of his team's games. He will qualify for the rankings after the Miami game.

■ Senior guard Devon Daniels posted his sixth career double-double with 18 points and 10 rebounds against Clemson. The Battle Creek, Mich., native leads the team in scoring, assists and steals and is tied for the team-lead in rebounding. Daniels and Georgia Tech's Jose Alvarado are the only players in the ACC to rank in the top-15 in scoring, field goal percentage, assists and steals.

PROJECTED NC STATE STARTERS

(based on last game)

3 CAM HAYES

6-3 ■ 175 ■ Fr. ■ Greensboro

| PTS | AST | FG% | MPG |
|-----|-----|------|------|
| 8.2 | 3.5 | 54.1 | 29.5 |



HAYES: Made first career start against Clemson on 1/5 ... Scored career-high 17 points in win over UMass-Lowell on 12/3 ... Second on the team with 21 assists ... Has shot over 50 percent in four of six games ... Shooting 66.7% (14-of-21) on two-point shots ... Four-star recruit was a consensus top-100 recruit and highest ranked freshman in NC State's class.

4 JERICOLE HELLEMS

6-7 ■ 205 ■ Jr. ■ St. Louis, Mo.

| PTS | REB | FG% | MPG |
|------|-----|------|------|
| 12.0 | 5.4 | 45.2 | 29.3 |



HELLEMS: Season-best 20 points in the win over Boston College on 12/30 ... Averaged 9.5 and 3.4 rebounds and made 17 starts last season ... Third on team last season with 34 three-pointers ... Career-high 23 points in last season's win over Wisconsin ... Graduated from Chaminade HS in St. Louis, third on school's all-time scoring list behind NBA stars Bradley Beal & Jayson Tatum.

5 THOMAS ALLEN

6-1 ■ 180 ■ Jr. ■ Raleigh

| PTS | 3FG | 3FG% | MPG |
|-----|-----|------|------|
| 6.1 | 11 | 40.7 | 24.5 |



ALLEN: Has hit 11-of-27 three-pointers to start the season ... Has started all seven games for NC State ... Raleigh native, but started college career at Nebraska ... Averaged 8.8 points in 25 starts as a sophomore with the Cornhuskers (2018-19) ... Sat out 2019-20 season at NC State as a transfer ... Career-high is 18 points, accomplished twice (vs. Purdue and Creighton)

15 MANNY BATES

6-11 ■ 230 ■ So. ■ Fayetteville

| PTS | BLK | FG% | MPG |
|-----|-----|------|------|
| 9.5 | 3.1 | 61.1 | 23.7 |




BATES: One of nation's premier shot blockers, currently ranks 4th NCAA with 3.43 bpg average ... For career, has 108 blocks in 37 games ... Career-bests in points (20) and blocks (8) at Saint Louis on 12/17 ... Led ACC in blocks last season with 83 (2.9 per game) ... First freshman to lead ACC in blocks in over a decade ... Career 64.2% FG shooter.

24 DEVON DANIELS

6-5 ■ 200 ■ Sr. ■ Battle Creek, Mich.

| PTS | REB | FG% | MPG |
|------|-----|------|------|
| 16.5 | 5.4 | 45.8 | 33.0 |



DANIELS: Scored career-high 29 points in win over Charleston Southern (11/25) ... Led team with 21 points in win over UNC (12/22) ... Averaged 12.7 points & 5.3 rebounds per game last season ... Scored a then career-high 25 points in win over Duke last season ... Followed up with 18 points/9 rebounds against Florida State ... Named ACC POW after Duke & FSU games.

Head Coach Kevin Keatts

■ Hired by NC State on March 17, 2017 as the 20th head coach in program history



■ Has a record of 65-36 (.644) in three seasons as head coach of NC State

■ His NC State teams have averaged over 80 points per game in both seasons he has been with the Pack. Prior to Keatts first team at NC State, the Pack hadn't had a team average over 80 points since the 1995-96 season

■ Led NC State back to the NCAA Tournament in his first season with the program and took the team to the NIT quarterfinals in his second season

■ Compiled a record of 72-28 (.720) in three seasons as head coach at UNC-Wilmington, including a 41-13 mark in Colonial Athletic Association play

■ Led Seahawks to three-straight regular season conference titles and was named the CAA Coach of the Year in 2015 and 2016

■ Coached UNCW to back-to-back NCAA Tournament appearances in 2016 and 2017

■ Served as an assistant coach at Louisville for three seasons, helping lead the Cardinals to a 96-21 (.821) record from 2011-14

■ Prior to Louisville, Keatts served as the head coach at Hargrave Military Academy for 10 seasons

■ With two separate stints at Hargrave (1999-2001, 2003-2011), he compiled a 263-17 (.939) record with two national prep championships (2004, 2008), three runner-up finishes (2005, 2006, 2009) and two other appearances among the final four prep teams (2007, 2010)

■ Coached 14 players that have gone on to the NBA

■ Three Sweet 16 appearances, two Final Four berths and one National Championship as a coach.

■ Keatts and his wife Georgette have two sons, K.J. and Kaden

KEVIN KEATTS YEAR BY YEAR

| Year | School | Record | Conf. | Postseason |
|---------------|----------------|---------------|--------------|-------------------|
| 14-15 | UNC-Wilmington | 18-14 | 12-6 | CIT 1st Round |
| 15-16 | UNC-Wilmington | 25-8 | 14-4 | NCAA 1st Round |
| 16-17 | UNC-Wilmington | 29-6 | 15-3 | NCAA 1st Round |
| 17-18 | NC State | 21-12 | 11-7 | NCAA 1st Round |
| 18-19 | NC State | 24-12 | 9-9 | NIT Quarterfinals |
| 19-20 | NC State | 20-12 | 10-10 | Canceled |
| 20-21 | NC State | 6-2 | | |
| Totals | | 143-66 | 71-40 | |

Numerical Roster

| No. | Name | Pos. | Class | Ht. | Wt. | Hometown/High School (Previous College) |
|-----|------------------|------|-------|------|-----|--|
| 0 | D.J. Funderburk | F | R-Sr. | 6-10 | 225 | Cleveland, Ohio/Hargrave Military Academy (Ohio State) |
| 1 | Dereon Seabron | G | R-Fr. | 6-7 | 180 | Norfolk, Va. (Lake Taylor) |
| 2 | Shakeel Moore | G | Fr. | 6-1 | 180 | Greensboro, N.C./Moravian Prep |
| 3 | Cam Hayes | G | Fr. | 6-3 | 175 | Greensboro, N.C./Greensboro Day School |
| 4 | Jericole Hellems | F | Jr. | 6-7 | 205 | St. Louis, Mo./Chaminade |
| 5 | Thomas Allen | G | R-Jr. | 6-1 | 180 | Raleigh, N.C./Brewster Academy |
| 10 | Braxton Beverly | G | Sr. | 6-0 | 185 | Hazard, Ky./Hargrave Military Academy |
| 11 | Jaylon Gibson | F | Fr. | 6-9 | 210 | Zebulon, N.C./Grace Christian School |
| 12 | Chase Graham | G | So. | 6-1 | 170 | Raleigh, N.C./Athens Drive |
| 15 | Manny Bates | F | R-So. | 6-11 | 230 | Fayetteville, N.C./Northwood Temple Academy |
| 21 | Ebenezer Dowuona | F | Fr. | 6-11 | 235 | Accra, Ghana/The Heritage School (Ga.) |
| 22 | Max Farthing | G | So. | 6-7 | 210 | Raleigh, N.C./Word of God Academy |
| 24 | Devon Daniels | G | R-Jr. | 6-5 | 205 | Battle Creek, Mich./Justin Siena (Utah) |
| 30 | Nick Farrar | F | Fr. | 6-6 | 260 | Apex, N.C./Apex Friendship |

Alphabetical Roster

| No. | Name | Pos. | Class | Ht. | Wt. | Hometown/High School (Previous College) |
|-----|------------------|------|-------|------|-----|--|
| 5 | Thomas Allen | G | Jr. | 6-1 | 180 | Raleigh, N.C./Brewster Academy |
| 15 | Manny Bates | F | R-Fr. | 6-11 | 230 | Fayetteville, N.C./Northwood Temple Academy |
| 10 | Braxton Beverly | G | Jr. | 6-0 | 180 | Hazard, Ky./Hargrave Military Academy |
| 24 | Devon Daniels | G | R-Jr. | 6-5 | 205 | Battle Creek, Mich./Justin Siena (Utah) |
| 21 | Ebenezer Dowuona | F | Fr. | 6-11 | 235 | Accra, Ghana/The Heritage School (Ga.) |
| 30 | Nick Farrar | F | Fr. | 6-6 | 260 | Apex, N.C./Apex Friendship |
| 22 | Max Farthing | G | Fr. | 6-7 | 205 | Raleigh, N.C./Word of God Academy |
| 0 | D.J. Funderburk | F | R-Jr. | 6-10 | 225 | Cleveland, Ohio/Hargrave Military Academy (Ohio State) |
| 11 | Jaylon Gibson | F | Fr. | 6-9 | 210 | Zebulon, N.C./Grace Christian School |
| 12 | Chase Graham | G | Fr. | 6-1 | 170 | Raleigh, N.C./Athens Drive |
| 3 | Cam Hayes | G | Fr. | 6-3 | 175 | Greensboro, N.C./Greensboro Day School |
| 4 | Jericole Hellems | F | So. | 6-7 | 205 | St. Louis, Mo./Chaminade |
| 2 | Shakeel Moore | G | Fr. | 6-1 | 180 | Greensboro, N.C./Moravian Prep |
| 1 | Dereon Seabron | G | Fr. | 6-7 | 180 | Norfolk, Va. (Lake Taylor) |

Coaches

Head Coach: Kevin Keatts, 4th Season (Marshall '11)

Assistant Coach: James Johnson, 4th Season (Ferrum College '93)

Assistant Coach: Roy Roberson, 3rd Season (Lynchburg '92)

Assistant Coach: Mike Summey, 1st Season (NC State '97)

Strength and Conditioning Coach: Pat Murphy, 4th Season (UNC-Wilmington '04)

Director of Operations: Steve Snell, 1st Season (Radford '88)

Director of Player Personnel: Anthony Wright, 4th Season (Maine '99)

Director of Scouting/Quality Control: Hunter Henderson, 4th Season (NC State '16)

Video Coordinator: Billy O'Meara, 2nd Season (Louisville '11)

Assistant Director of Operations: Chris Zupko, 1st Season (Roanoke College '95)

Assistant Athletic Trainer: Ron Cooper, 2nd Season (Daemen College '13)

Returnees (9)

- 0 D.J. Funderburk
- 1 Dereon Seabron +
- 4 Jericole Hellems
- 5 Thomas Allen +
- 10 Braxton Beverly
- 12 Chase Graham
- 15 Manny Bates
- 22 Max Farthing
- 24 Devon Daniels
- + Redshirted Last Season

Newcomers (5)

- 2 Shakeel Moore
- 3 Cam Hayes
- 11 Jaylon Gibson
- 21 Ebenezer Dowuona
- 30 Nick Farrar

Pronunciation Guide:

Devon (DEV-IN) Daniels
Ebenezer Dowuona (DUH-WANNA)
Nick Farrar (FUH-RAWH)
Jericole Hellems (HELL-UMS)
Dereon (DARE - E - ON) **Seabron** (SEE - BRON)

Roy Roberson (ROB - EHR - SIN)

**ACC Operation Basketball
2020-21 Preseason Poll**
(First-place votes in parenthesis)

| Team | Points |
|-----------------------|-------------|
| 1. Virginia (97) | 2214 |
| 2. Duke (34) | 2146 |
| 3. Florida State (15) | 1973 |
| 4. North Carolina (7) | 1933 |
| 5. Louisville (2) | 1693 |
| 6. Syracuse | 1234 |
| 7. Miami | 1223 |
| 8. NC State | 1149 |
| 9. Georgia Tech | 1147 |
| 10. Clemson | 1057 |
| 11. Virginia Tech | 794 |
| 12. Notre Dame | 769 |
| 13. Pitt | 635 |
| 14. Boston College | 404 |
| 15. Wake Forest | 229 |

2020-21 Preseason All-ACC First Team
(votes in parenthesis)

Garrison Brooks, North Carolina (137)
Sam Hauser, Virginia (89)
Scottie Barnes, Florida State (59)
Jalen Johnson, Duke (52)
Aamir Simms, Clemson (50)
Chris Lykes, Miami (50)

Second Team

David Johnson, Louisville (46)
Jose Alvarado, Georgia Tech (43)
M.J. Walker, Florida State (38)
Kihei Clark, Virginia (37)
Wendell Moore Jr., Duke (32)

ACC Preseason Player of the Year

Garrison Brooks, North Carolina (102)
Sam Hauser, Virginia (24)
M.J. Walker, Florida State (10)
Wendell Moore Jr., Duke (7)
Aamir Simms, Clemson (5)
Matthew Hurt, Duke (3)
Chris Lykes, Miami (3)
Kihei Clark, Virginia (1)

ACC Preseason Freshman of the Year

Scottie Barnes, Florida State (64)
Jalen Johnson, Duke (60)
Caleb Love, North Carolina (9)
Day/Ron Sharpe, North Carolina (6)
DJ Steward, Duke (4)
Reece Beekman, Virginia (3)
Jeremy Roach, Duke (3)
RJ Davis, North Carolina (3)
Mark Williams, Duke (2)
Cam Hayes, NC State (1)

NOTING NC STATE

■ This is the fourth season with the Pack for Head Coach Kevin Keatts. He welcomes back three starters from last season's 20-12 team. In three seasons, Keatts has guided NC State to a 65-36 (.644) record, including 30-26 in ACC play.

■ This season is the first time with NC State that Kevin Keatts has not added any grad transfers to the program. In his first three seasons with the Pack, Keatts added two grad transfers to the program each offseason.

■ The Pack added zero transfers of any kind to the program this offseason, the first time it hasn't added a veteran newcomer to the team under Keatts. In Keatts' first three seasons, the Pack added four veteran transfers (graduate, JUCO or four-year) each offseason.

■ NC State signed five freshmen in the Class of 2020 to join the Pack. In his first three seasons combined at NC State, head coach Kevin Keatts added six freshmen total to the team.

YOUTH MOVEMENT

■ NC State signed five freshmen to join the 2020-21 squad. In Keatts' first three seasons combined at NC State, he signed six freshmen total to join the team.

True Freshman at NC State under Kevin Keatts

| Season | Number | Players |
|---------|--------|---|
| 2017-18 | 2 | Lavar Batts, Jr. and Braxton Beverly |
| 2018-19 | 3 | Manny Bates*, Jericole Hellem and Ian Steere |
| 2019-20 | 1 | Dereon Seabron* |
| 2020-21 | 5 | Ebenezer Dowuona, Nick Farrar, Jaylon Gibson, Cam Hayes and Shakeel Moore |

* - Player Redshirted

SATURDAY STORYLINES

■ This one might go down to the wire: Both teams have played tight games in their last three outings. Miami has dropped its last three games, but by a combined total of 5 points. The Hurricanes fell to Virginia Tech by two points, by one point to Clemson and by two points to North Carolina. NC State has won two of its last three games, but all have come down to the final seconds. The Pack beat North Carolina and Boston College by three points and fell to Clemson in overtime by four points.

■ Both teams have gotten used to not playing with a full squad this season. The Hurricanes, who were picked seventh in the Preseason ACC poll - one spot ahead of NC State - has been hit hard by the injury bug and has seen two players declared out for the rest of the season due to injuries and has had additional players miss multiple games due to injuries. Only five Miami players have appeared in all nine games this season. Because of COVID and injury issues, NC State has only had its full 14-member squad available for two of eight games this season. Only six of NC State's 14 players have appeared in all eight games this season.

■ Sophomore forward Manny Bates is two field goals short of 100 for his career. The Fayetteville, N.C. native is shooting 61.1 percent this season and is a career 64.1% field goal shooter. To qualify for the NC State record book, a player has to have 200 career FGs made. Bates' teammate D.J. Funderburk has the best career field goal percentage in NC State history at 58.9 percent (272-of-462).

■ In ACC play, freshman guard Shakeel Moore is averaging 12.0 points, 4.3 rebounds and 2.0 steals per game while shooting 52 percent from the field. He was named ACC Freshman of the Week after scoring 17 points in the win over #17 North Carolina on Dec. 22. He followed that up by hitting the game-winning shot in the 79-76 win over Boston College on Dec. 30. Against Clemson, Moore led the team with career-highs in rebounds (10) and blocks (2) while tying his career-high in assists with three.

NC STATE - MIAMI SERIES

■ Saturday marks the 26th all-time meeting between the two programs.

■ NC State leads the all-time series, 14-11. The Pack has a 6-4 record against the Hurricanes inside PNC Arena.

■ Last season: The Wolfpack swept Miami in two games. D.J. Funderburk scored 19 points and grabbed eight rebounds to lead the Pack past Miami, 80-63, inside PNC Arena on 1/15/20. NC State defeated Miami, 83-72, in Coral Gables on 2/5/20. Devon Daniels scored 14 points in the win while Manny Bates went 5-for-5 from the field and finished with 10 points, seven rebounds and four blocks.

■ Kevin Keatts is 3-1 against Miami as head coach of NC State and the Pack has won the last three meetings.

PERCENTAGE RETURNING/LEADERS

| Stat | Returning | Total | % Returning | Returning Leader | Last Season's Leader |
|-----------------|-----------|-------|-------------|------------------------|------------------------|
| Points | 1469 | 2388 | 61.5% | D.J. Funderburk (12.8) | C.J. Bryce (13.3) |
| Rebounds | 744 | 1142 | 65.1% | D.J. Funderburk (6.1) | C.J. Bryce (6.3) |
| Assists | 156 | 434 | 35.9% | Devon Daniels (2.2) | Markell Johnson (6.8) |
| Blocks | 127 | 145 | 87.6% | Manny Bates (83) | Manny Bates (83) |
| Steals | 138 | 245 | 56.3% | Devon Daniels (53) | Markell Johnson (60) |
| Three-Point FGs | 119 | 222 | 53.6% | Braxton Beverly (50) | Braxton Beverly (50) |
| Minutes Played | 3940 | 6425 | 61.3% | Devon Daniels (993) | Markell Johnson (1058) |

2020-21 ACC Standings

| | ACC Games | | | Overall | | |
|-----------------|-----------|----------|-------------|----------|----------|-------------|
| | W | L | Pct. | W | L | Pct. |
| Louisville | 3 | 0 | 1.000 | 8 | 1 | .889 |
| Duke | 2 | 0 | 1.000 | 4 | 2 | .667 |
| Virginia | 2 | 0 | 1.000 | 6 | 2 | .750 |
| Clemson | 3 | 1 | .750 | 9 | 1 | .900 |
| Virginia Tech | 2 | 1 | .667 | 8 | 2 | .800 |
| NC State | 2 | 1 | .667 | 6 | 2 | .750 |
| Pitt | 2 | 1 | .667 | 6 | 2 | .750 |
| Georgia Tech | 2 | 1 | .667 | 6 | 3 | .667 |
| Syracuse | 1 | 1 | .500 | 6 | 2 | .750 |
| Florida State | 1 | 1 | .500 | 5 | 2 | .714 |
| North Carolina | 2 | 2 | .500 | 7 | 4 | .636 |
| Wake Forest | 0 | 2 | .000 | 3 | 2 | .600 |
| Notre Dame | 0 | 3 | .000 | 3 | 6 | .333 |
| Miami | 0 | 4 | .000 | 4 | 5 | .444 |
| Boston College | 0 | 4 | .000 | 2 | 8 | .200 |

Saturday, Jan. 9

| | | |
|----------------------------|--------------|-------------|
| Miami at NC State | 12:00 | RSN |
| Wake Forest at Duke | 12:00 | ACC Network |
| Florida State at Pitt | 2:00 | RSN |
| Virginia at Boston College | 2:00 | ACC Network |
| Georgia Tech at Louisville | 4:00 | ACC Network |
| Clemson at North Carolina | 7:00 | ESPN |
| Georgetown at Syracuse | 8:00 | ESPN2 |

Sunday, Jan. 10

| | | |
|-----------------------------|------|-------------|
| Notre Dame at Virginia Tech | 6:00 | ACC Network |
|-----------------------------|------|-------------|

Tuesday, Jan. 12

| | | |
|-------------------------|------|-------------|
| Duke at Virginia Tech | 7:00 | ACC Network |
| Miami at Boston College | 7:00 | RSN |
| Clemson at Syracuse | 9:00 | ACC Network |

Wednesday, Jan. 13

| | | |
|---------------------------|------|-------------|
| Notre Dame at Virginia | 2:30 | ACC Network |
| Louisville at Wake Forest | 4:30 | ACC Network |
| NC State at Florida State | 6:30 | ACC Network |
| Pitt at Georgia Tech | 8:30 | ACC Network |

Top NC State Bench Scoring Performances Under Kevin Keatts

| Opponents | Bench Pts | Result |
|--------------------------------------|-----------|-----------|
| 1. USC Upstate (12/22/18) | 62 | W, 98-71 |
| 2. Pitt (1/12/19) | 54 | W, 86-80 |
| 3. Maryland Eastern Shore (11/10/18) | 50 | W, 94-49 |
| 4. The Citadel (12/22/19) | 45 | W, 83-63 |
| Loyola Maryland (12/28/18) | 45 | W, 97-64 |
| 6. Western Carolina (12/5/18) | 44 | W, 100-67 |
| 7. North Carolina (1/8/19) | 43 | L, 82-90 |
| 8. Saint Peter's (11/20/18) | 42 | W, 85-57 |
| 9. UNC Asheville (11/13/18) | 41 | W, 100-49 |
| 10. Louisville (3/3/18) | 41 | W, 76-69 |

REPLACE THE LEADING SCORER? NOTHING NEW FOR KEATTS

■ NC State lost its leading scorer from the previous season as C.J. Bryce and his team-best 13.3 points per game average graduated. The loss of the previous season's leading scorer is nothing new for Keatts though, since he became head coach of the Pack in the spring of 2017 he has to replace the team's leading scorer each season.

Replacing Leading Scorer under Keatts

| Season | Previous Season Leading Scorer | Leading Scorer That Season |
|---------|--------------------------------|----------------------------|
| 2017-18 | Dennis Smith, Jr. (18.1) | Allerik Freeman (16.1) |
| 2018-19 | Allerik Freeman (16.1) | Torin Dorn (14.0) |
| 2019-20 | Torin Dorn (14.0) | C.J. Bryce (13.3) |
| 2020-21 | C.J. Bryce (13.3) | ? |

■ As a program, NC State has not had a player repeat as scoring leader since C.J. Leslie led the team in scoring in the 2011-12 and 2012-13 seasons.

BALANCED SCORING ATTACK IN 2019-20 AND AGAIN IN 2020-21

■ Last season, NC State was one of only four teams in NCAA DI to have four players average 12.7 points or more a game. The Pack quartet of C.J. Bryce (13.3), Markell Johnson (12.8), D.J. Funderburk (12.8) and Devon Daniels (12.7) made NC State the only major conference team to accomplish this. The other teams in the NCAA that had a balanced scoring attack with four players averaging 12.7 points or more per game were Kent State, Richmond and UNC Asheville.

■ Through eight games this season, NC State has again had a balanced attack. Eight different players have already scored in double figures for NC State and the Pack currently has eight players averaging 6.1 points or more per game.

SENIOR DUO OF DANIELS AND FUNDERBURK TAKING OVER

■ NC State's senior tandem of Devon Daniels and D.J. Funderburk are forming a 1-2 scoring punch for the Pack. The duo combines to average 29.7 points per game and 9.8 rebounds per contest.

■ Daniels is leading the team in scoring at 16.5 points an outing, which is good enough for seventh in the ACC. Funderburk has scored 20+-points in back-to-back games for the first time in his career leading into Saturday's Miami game. Funderburk's average of 20.5 points per game is the best scoring average of any player in ACC-only games currently.

■ Both showed steady improvement in their second seasons playing for the Pack in 2019-20. Funderburk averaged 12.8 points per game on the season while Daniels averaged 12.7 points per game. Funderburk led the team in ACC-play with a 13.4 scoring average.

FUNDERBURK HAS TOP CAREER FG% IN PROGRAM HISTORY

■ D.J. Funderburk has proven to be an efficient offensive player as he has the top career field goal percentage in program history.

■ The Cleveland, Ohio native's career field goal percentage of 58.9% currently is the best in NC State history.

■ Funderburk shot 57.4% in 19 conference games and 60.9% overall last season. His season field goal percentage last season of 60.9% is the third-best all-time in program history. He would have led the conference in overall field goal percentage and ACC field goal percentage, but did not meet the 5.0 field goals made per game average to be ranked.

■ This season, Funderburk is shooting 65.7% from the field and 72.2% in conference play.

Career Field Goal Percentage Leaders at NC State (Min 200 FG Made)

| Rk | Name | Years | FGM-A | FG% |
|----|-----------------|------------|----------|------|
| 1. | D.J. Funderburk | 2018-pres. | 272-462 | .589 |
| 2. | Kevin Thompson | 1990-93 | 530-901 | .588 |
| 3. | Paul Coder | 1970-72 | 442-779 | .567 |
| 4. | Chucky Brown | 1985-89 | 555-996 | .557 |
| 5. | T.J. Warren | 2012-14 | 528-951 | .555 |
| 6. | Josh Powell | 2001-03 | 239-432 | .553 |
| 7. | David Thompson | 1973-75 | 939-1698 | .553 |
| 8. | Lorenzo Charles | 1982-85 | 583-1055 | .552 |

IMPORTANCE OF A DEEP BENCH

■ Since Kevin Keatts has arrived at NC State, the Pack has had one of the best benches in the country.

■ In 109 games with Keatts as head coach, NC State's bench has averaged 23.9 points per game and has outscored the opponent's bench by 835 points (2,610 bench points for NC State and 1,775 for its opponents).

■ Kevin Keatts teams have accounted for 11 of top-21 NC State bench scoring performances since 1999-2000 season, including the top-3. (see chart to left for best bench performances under Keatts).

NC State Quick Facts

Name of School:.....NC State University
 City/Zip:.....Raleigh, NC 27695
 Founded:.....1887
 Enrollment:.....34,015
 Nickname:.....Wolfpack
 Mascot:.....Mr. and Ms. WUF
 School Colors:.....Red (PMS 186) and white
 Arena:.....PNC Arena
 Capacity:.....19,700
 Conference:.....Atlantic Coast Conference
 Chancellor:.....Dr. Randy Woodson
 Athletics Director:.....Boo Corrigan

HISTORY

First Year of Basketball:.....1910-11
 All-Time Record:.....1,743-1,061 (.622)
 Record at PNC Arena:.....248-101 (.711)
 Years in NCAA Tourney/Last:.....27 (2018)
 NCAA Tourney Record:.....37-25

TEAM INFORMATION

2019-20 Overall Record:.....20-12
 ACC record (Finish):.....10-10 (t-5th)
 Postseason Play:.....Canceled
 Final Ranking:.....Not Ranked
 Starters Returning/Lost:.....3/2
 Letterwinners Returning/Lost:.....7/4
 Newcomers:.....5

MANNY BATES EMERGING AS ONE OF NATION'S TOP SHOT BLOCKERS

■ 37 games into his NC State career, Manny Bates has already made his mark on the NC State record book.
 ■ In the win over Campbell on 12/19, Bates registered his 100th career block in just his 34th career game. He is the fastest player in program history to 100 blocks and is the fastest ACC player to 100 career blocks in over 20 seasons. Since 1985-86, Wake Forest's Tim Duncan and Georgia's Tech Alvin Jones are the only ACC players to get to 100 blocks in less games than Bates.
 ■ In eight games this season, Bates has 25 blocks (3.13), including a career-best eight at Saint Louis on 12/17. He leads the ACC and ranks eighth in the NCAA with his 3.13 blocks per game average.
 ■ Bates had multiple blocked shots in 30 of 37 career games, including the first 17 of his career.
 ■ Bates closed his freshman campaign with 83 blocks (2.86 bpg) to lead the ACC in blocks, marking only the second time since 1977 that an NC State player led the ACC in blocks (Beejay Anya - 2.5 bpg) and the first time in program history an NC State player led the ACC in blocks in conference games.
 ■ Bates led the NCAA in block percentage in Ken Pomeroy's ratings in 2019-20. KenPom calculates block percentage as the percentage of opponents' two-point shots that are blocked by the player while he is on the court. Bates has a 16.0 block percentage meaning the Fayetteville native blocks nearly 1-in-6 two-point shot attempts when he is on the floor.

Most Blocked Shots in a Season by a Freshman at NC State

| Rank | Player | Season | Blocks |
|------|--------------------|----------------|-----------|
| 1. | Manny Bates | 2019-20 | 83 |
| 2. | J.J. Hickson | 2007-08 | 47 |
| 3. | BeeJay Anya | 2013-14 | 46 |

Career Block List at NC State

| Rank | Player | Games | Blocks |
|------|---------------------------------|-----------|------------|
| 8. | Glenn Sudhop (1976-79) | 117 | 117 |
| 9. | Cedric Simmons (2005-06) | 63 | 115 |
| 10. | Manny Bates (2019-pres.) | 37 | 108 |

BRAXTON BEVERLY CLIMBING PROGRAM THREE-POINT CAREER CHART

■ Senior guard Braxton Beverly ranks seventh in program history for career three-pointers made. Beverly hit 136 three-pointers in his first two seasons at NC State which are the most for any player in program history through their sophomore season.

Career Three-Point List

| Player | 3FGM |
|-------------------------------------|------------|
| 5. Ilian Evtimov (2202-06) | 199 |
| 6. Lakista McCuller (1991-95) | 197 |
| Braxton Beverly (2017-pres.) | 197 |
| 8. Tom Gugliotta (1988-92) | 183 |

Associated Press Top-25 (Week 6)

| RK | Team | Record | Pts. |
|-----|----------------|--------|------|
| 1. | Gonzaga (63) | 10-0 | 1599 |
| 2. | Baylor (1) | 9-0 | 1537 |
| 3. | Villanova | 8-1 | 1453 |
| 4. | Texas | 8-1 | 1415 |
| 5. | Iowa | 9-2 | 1298 |
| 6. | Kansas | 8-2 | 1224 |
| 7. | Creighton | 8-2 | 1140 |
| 8. | Wisconsin | 9-2 | 1085 |
| 9. | Tennessee | 7-1 | 1076 |
| 10. | Michigan | 9-0 | 1039 |
| 11. | Houston | 8-1 | 977 |
| 12. | Illinois | 8-3 | 878 |
| 13. | Missouri | 7-1 | 747 |
| 14. | West Virginia | 8-3 | 706 |
| 15. | Rutgers | 7-2 | 703 |
| 16. | Minnesota | 10-2 | 559 |
| 17. | Oregon | 8-1 | 545 |
| 18. | Texas Tech | 8-3 | 445 |
| 19. | Virginia Tech | 8-1 | 411 |
| | Clemson | 8-1 | 411 |
| 21. | Duke | 3-2 | 280 |
| 22. | Virginia | 5-2 | 258 |
| 23. | Saint Louis | 7-1 | 133 |
| | Michigan State | 7-3 | 133 |
| 25. | Florida State | 5-2 | 120 |

USA Today Coaches Poll Top-25 (Week 6)

| RK | Team | Record | Pts. |
|-----|---------------|--------|------|
| 1. | Gonzaga (29) | 10-0 | 797 |
| 2. | Baylor (3) | 9-0 | 771 |
| 3. | Villanova | 8-1 | 726 |
| 4. | Texas | 8-1 | 694 |
| 5. | Creighton | 8-2 | 587 |
| 6. | Kansas | 8-2 | 583 |
| 7. | Iowa | 9-2 | 575 |
| 8. | Tennessee | 7-1 | 541 |
| 9. | Michigan | 9-0 | 529 |
| 10. | Wisconsin | 9-2 | 524 |
| 11. | Houston | 8-1 | 464 |
| 12. | Illinois | 8-3 | 435 |
| 13. | Missouri | 7-1 | 387 |
| 14. | Rutgers | 7-2 | 351 |
| 15. | Oregon | 8-1 | 320 |
| 16. | West Virginia | 8-3 | 314 |
| 17. | Minnesota | 10-2 | 289 |
| 18. | Clemson | 8-1 | 235 |
| 19. | Texas Tech | 8-3 | 197 |
| 20. | Virginia Tech | 8-1 | 151 |
| 21. | Virginia | 5-2 | 108 |
| 22. | Florida State | 5-2 | 104 |
| 23. | Saint Louis | 7-1 | 87 |
| 24. | Duke | 3-2 | 85 |
| 25. | Louisville | 7-1 | 69 |

NC State in the Polls

| | AP | USA Today |
|-----------|----|-----------|
| Preseason | - | - |
| Week 2 | - | - |
| Week 3 | - | - |
| Week 4 | - | - |
| Week 5 | RV | RV |
| Week 6 | RV | RV |

| NC State in ACC Rankings <i>(Thru 1/6/20)</i> | | |
|---|------------|--------------|
| Individual | | |
| Scoring | | |
| 7. Devon Daniels | | 16.5 |
| Field Goal Percentage | | |
| 13. Devon Daniels | | 45.8 |
| Free Throw Percentage | | |
| 8. Jericole Hellems | | 75.9 |
| Assists | | |
| 12. Cam Hayes | | 3.5 |
| 14. Devon Daniels | | 3.38 |
| Assist/Turnover Ratio | | |
| 2. Cam Hayes | | 2.1 |
| 15. Devon Daniels | | 1.42 |
| Offensive Rebounding | | |
| 14. Manny Bates | | 2.0 |
| Steals | | |
| 3. Devon Daniels | | 2.12 |
| 5. Shakeel Moore | | 2.0 |
| 12. Braxton Beverly | | 1.71 |
| 15. Thomas Allen | | 1.5 |
| Blocked Shots | | |
| 1. Manny Bates | | 3.13 |
| Minutes | | |
| 14. Devon Daniels | | 33.03 |
| Category | Team Rank | Stat |
| Scoring Offense | 3rd | 79.6 |
| Scoring Defense | 8th | 65.9 |
| Scoring Margin | 1st | +13.8 |
| Free Throw % | 13th | 66.5 |
| Field Goal % | 2nd | 48.5 |
| Field Goal % Defense | 11th | 43.4 |
| 3-Point FG Made/Game | 11th | 7.5 |
| 3-Point FG % | 2nd | 36.6 |
| 3-Point FG % Defense | 4th | 30.7 |
| Offensive Rebounds/Game | 8th | 10.0 |
| Rebounding Margin | 13th | -2.4 |
| Defensive Rebound % | 15th | 68.2 |
| Offensive Rebound % | 10th | 28.4 |
| Blocked Shots | 5th | 4.4 |
| Assists | 6th | 14.1 |
| Steals | 1st | 10.2 |
| Forcing Turnovers | 1st | 19.38 |
| Turnover Margin | 1st | +6.9 |
| Assist/Turnover Ratio | 5th | 1.13 |

BIGGEST FRESHMEN CLASS YET FOR KEATTS

- Head Coach Kevin Keatts signed the biggest freshmen class since he took over NC State as he inked five Class of 2020 prospects.
- Four of the five signees are North Carolina natives: Nick Farrar (Apex), Cam Hayes and Shakeel Moore (Greensboro) and Jaylon Gibson (Zebulon).
- The Pack’s largest freshmen class under Keatts prior to this class was his three-man signing class (Manny Bates, Jericole Hellems and Ian Steere) in the Class fo 2018.

FOCUSING ON THE STATE OF NORTH CAROLINA

- Kevin Keatts has emphasized the importance of keeping recruits in-state since becoming head coach of NC State.
- In addition to the four freshmen in the Class of 2020, NC State also signed two in-state Class of 2021 prospects in the early signing period in November.
- Overall, (counting Durham, N.C. native Josh Hall who signed an NLI with NC State but opted to go pro), NC State has signed seven North Carolina natives in the last two recruiting classes.
- NC State has the most North Carolina natives (8) on its roster of the four in-state schools in the ACC. Wake Forest has six North Carolina natives, while Duke and North Carolina both have five.
- “I think it’s becoming more and more popular for guys to come to NC State. When I first came here I had a theory that in-state guys, if they didn’t get an offer at one point from North Carolina or Duke, I think they would look at it as a disappointment and go outside of the state to sign with another Power 5 team.” - Kevin Keatts

NC STATE SIGNS THREE PROSPECTS IN CLASS OF 2021

- NC State inked three Class of 2021 prospects in the early signing period in November
- Four-star prospects Ernest Ross (Alachua, Fla.) and Terquavion Smith (Farmville, N.C.) and three-star prospect Breon Pass (Reidsville, N.C.) all signed with the Pack.
- Ross and Smith are both top-100 prospects in the Class of 2021 on numerous recruiting lists. Pass is a two-sport star that has numerous Power 5 offers to play wide receiver, but has elected to play college basketball.

KEATTS: “IT’S THE MOST VERSATILE ROSTER WE’VE HAD”

- In his October press conference, Kevin Keatts described his team with the following quote: “It’s our most versatile roster that we’ve had, and I wish it was a perfect 2020 because now we feel confident that on every given night, you’ll finally get a chance to see our system fully implemented. Obviously, we know that we’re going to have some challenges, just because everybody else will. But that being said, I love our roster. I love our versatility. I love the fact that guys can play multiple positions.”
- Keatts said the most versatile player on the roster is redshirt freshman Dereon Seabron who they feel comfortable playing at the 1, 2, 3 and if they go small can even play at the 4.
- Keatts described junior Jericole Hellems as his tight end. If a team places a big man on him, the St. Louis, Mo., native ranked third on the team with 34 three-pointers last season and can bring his defender away from the basket. If he has a guard on him, Hellems has the low-post game that he can take the guard down low and score over him.

DEFENSIVE PRESSURE UNDER KEATTS

- In the first two seasons under Kevin Keatts, the Pack led the ACC in forcing opponent turnovers. Last season, the Pack ranked fifth in the ACC, forcing 14.2 turnovers per game. Due to a lack of depth NC State had to hold back on the defensive pressure that has come to define the Keatts era. In his first season with NC State in 2017-18, the Pack forced 487 opponent turnovers, an average of 14.8 per game. In 2018-19, NC State forced 560 turnovers, an average of 15.6 per game. The 560 opponent turnovers are the third-most forced turnovers in program history. Last season, NC State forced an average of 14.2 turnovers per game. In the Kevin Keatts era, NC State is 43-15 (74.1%) when it forces an opponent into 15 or more turnovers.

PACK HAS BEEN ONE OF ACC’S BEST UNDER KEATTS IN TURNOVER MARGIN

- In three seasons with Kevin Keatts, NC State has finished second twice and in fourth place last season in the ACC in turnover margin. The Pack had a +2.64 turnover margin in 2017-18 and a +3.08 turnover margin in 2018-19. In the Kevin Keatts era, NC State is 58-22 (72.5%) when it has the same or fewer turnovers than its opponent and just 13-16 when it has more turnovers than its opponent.

| NC State's Record When... | |
|---|-----|
| At Home | 5-0 |
| On the Road | 0-2 |
| Neutral | 1-0 |
| OT Game | 0-0 |
| Day Game | 3-0 |
| Night Game (after 6 p.m.) | 3-2 |
| Lead at Halftime | 6-2 |
| Trail at Halftime | 0-0 |
| Tied at Halftime | 0-0 |
| Scores 100+ Points | 0-0 |
| Scores 90+ Points | 2-0 |
| Scores 80+ Points | 3-0 |
| Scores 70+ Points | 5-1 |
| Scores 60+ Points | 6-2 |
| Scores less than 60 Points | 0-0 |
| Opponent scores 100+ Points | 0-0 |
| Opponent scores 90+ Points | 0-0 |
| Opponent scores 80+ Points | 0-1 |
| Opponent scores 70+ Points | 2-2 |
| Opponent scores 60+ Points | 3-2 |
| Opponent scores less than 60 Points | 3-0 |
| Games decided by 1 point | 0-0 |
| Games decided by 5 points or less | 2-1 |
| Games decided by 6-9 points | 0-0 |
| Games decided by 10-19 points | 1-1 |
| Games decided by more than 20 points | 3-0 |
| Leads with 5 minutes to play | 6-1 |
| Trails with 5 minutes to play | 0-1 |
| Tied with 5 minutes to play | 0-0 |
| Shoots 50% or better | 4-0 |
| Shoots between 40-49% | 2-1 |
| Shoots under 40% | 0-1 |
| Opponent shoots 50% or better | 0-0 |
| Opponent shoots between 40-49% | 4-2 |
| Opponent shoots under 40% | 2-0 |
| Shoots 30% or better from 3-point | 4-1 |
| Shoots under 30% from 3-point | 2-1 |
| Opponent shoots 30% or better from 3-point | 3-2 |
| Opponent shoots under 30% from 3-point | 3-0 |
| Shoots 70% or better from the FT line | 2-2 |
| Shoots between 60-69% from the FT line | 2-0 |
| Shoots under 60% from the FT line | 2-0 |
| Opponent shoots 70% or better from the FT line | 2-1 |
| Opponent shoots between 60-69% from the FT line | 2-0 |
| Opponent shoots under 60% from the FT line | 2-1 |
| Commits 15 or more turnovers | 2-0 |
| Commits fewer than 15 turnovers | 4-2 |
| Forces 15+ turnovers | 6-1 |
| Forces fewer than 15 turnovers | 0-1 |
| Has fewer or same number of turnovers | 6-1 |
| Outrebounds opponent | 2-1 |
| Outrebounded by opponent | 4-1 |
| Ties opponents in rebounding | 0-0 |
| November | 2-0 |
| December | 4-1 |
| January | 0-1 |
| February | 0-0 |
| March | 0-0 |
| Monday | 0-0 |
| Tuesday | 1-1 |
| Wednesday | 2-0 |
| Thursday | 1-1 |
| Friday | 1-0 |
| Saturday | 1-0 |
| Sunday | 0-0 |

| Opponent | Starting Lineups | | | | | | Result |
|---------------------|------------------|---------|---------|------------|-------|--|----------|
| Charleston Southern | Allen | Beverly | Daniels | Funderburk | Bates | | W, 95-61 |
| North Florida | Allen | Beverly | Hellems | Funderburk | Bates | | W, 86-51 |
| vs. UMass-Lowell | Allen | Beverly | Daniels | Hellems | Bates | | W, 90-59 |
| at Saint Louis | Allen | Beverly | Daniels | Hellems | Bates | | L, 69-80 |
| Campbell | Allen | Beverly | Daniels | Hellems | Bates | | W, 69-50 |
| North Carolina | Allen | Beverly | Daniels | Hellems | Bates | | W, 79-76 |
| Boston College | Allen | Beverly | Daniels | Hellems | Bates | | W, 79-76 |
| at Clemson | Allen | Hayes | Daniels | Hellems | Bates | | L, 70-74 |

Starting Lineups

W-L

| | |
|-----|--|
| 4-1 | Allen, Bates, Beverly, Daniels, Hellems |
| 1-0 | Allen, Bates, Beverly, Daniels, Funderburk |
| 1-0 | Allen, Bates, Beverly, Funderburk, Hellems |
| 0-1 | Allen, Bates, Daniels, Hayes, Hellems |

Margin of Victory/Defeat

| | 1 | 2 | 3 | 4 | 5 | 6 | 7 | 8 | 9 | 10 | 11-15 | 16-19 | 20-24 | 25+ |
|--------|---|---|---|---|---|---|---|---|---|----|-------|-------|-------|-----|
| Wins | - | - | 2 | - | - | - | - | - | - | - | - | 1 | - | 3 |
| Losses | - | - | - | 1 | - | - | - | - | - | - | 1 | - | - | - |

Most First Half Points

| | | |
|-----------|----|---------------------------|
| NC State | 49 | North Carolina (12/22/20) |
| Opponents | 42 | North Carolina (12/22/20) |

Most Second Half Points

| | | |
|-----------|----|------------------------------------|
| NC State | 52 | vs. Charleston Southern (11/25/20) |
| Opponents | 41 | Boston College (12/30/20) |

Fewest First Half Points

| | | |
|-----------|----|-------------------------|
| NC State | 30 | vs. Campbell (12/19/20) |
| Opponents | 19 | UMass Lowell (12/3/20) |

Fewest Second Half Points

| | | |
|-----------|----|---------------------|
| NC State | 23 | at Clemson (1/5/21) |
| Opponents | 22 | Campbell (12/19/20) |

Largest Halftime Lead

| | | |
|-----------|----|----------------------------|
| NC State | 24 | vs. UMass Lowell (12/3/20) |
| Opponents | | |

Largest Margin of Victory

| | | |
|-----------|----|------------------------------|
| NC State | 35 | vs. North Florida (11/27/20) |
| Opponents | 11 | Saint Louis (12/17/20) |

How Scored First Points

| | |
|-----------|---|
| Layup | 5 |
| Jump Shot | 3 |

Scored First Point

| | |
|------------------|---|
| Devon Daniels | 3 |
| Jericole Hellems | 3 |
| Manny Bates | 2 |

INDIVIDUAL POINTS-REBOUNDS-ASSISTS

| | Thomas Allen | Manny Bates | Braxton Beverly | Devon Daniels | Ebenezer Dowuona | Nick Farrar | Max Farthing | D.J. Funderburk | Jaylon Gibson | Chase Graham | Cam Hayes | Jericole Hellems | Shakeel Moore | Dereon Seabron |
|---------------------|--------------|-------------|-----------------|---------------|------------------|-------------|--------------|-----------------|---------------|--------------|-----------|------------------|---------------|----------------|
| Charleston Southern | 5-0-0 | 4-3-0 | 13-1-4 | 29-10-3 | 2-1-0 | DNP | 0-0-0 | 10-2-0 | 2-3-0 | 2-0-0 | 4-0-4 | 8-2-2 | 9-3-0 | 7-1-2 |
| North Florida | 6-1-0 | 10-8-2 | 8-0-4 | 7-3-4 | 0-0-0 | DNP | 2-0-0 | 11-4-0 | 2-3-0 | 0-0-0 | 13-0-6 | 17-3-1 | 2-1-0 | 8-3-3 |
| UMass-Lowell | 9-3-0 | 7-6-0 | 3-0-4 | 18-4-1 | 0-3-0 | 0-0-0 | 0-0-0 | 4-4-0 | 5-2-0 | 3-0-0 | 17-0-6 | 17-5-5 | 2-1-2 | 5-4-0 |
| Saint Louis | 8-1-1 | 20-7-0 | 13-2-3 | 15-1-3 | DNP | DNP | DNP | DNP | 0-0-0 | DNP | DNP | 6-9-1 | 5-1-3 | 2-2-0 |
| Campbell | 5-4-1 | 10-6-1 | 5-1-2 | 12-7-4 | DNP | 5-1-0 | DNP | DNP | 0-0-0 | DNP | DNP | 19-7-5 | 8-5-2 | 5-4-0 |
| North Carolina | 6-4-1 | 14-7-0 | 8-3-3 | 21-5-3 | DNP | DNP | DNP | DNP | 0-0-0 | DNP | 7-1-1 | 1-5-1 | 17-1-0 | 5-7-1 |
| Boston College | 8-6-3 | 4-0-0 | 0-1-0 | 12-3-7 | DNP | DNP | DNP | 21-5-0 | 0-0-0 | DNP | 0-3-2 | 20-6-2 | 12-2-2 | 2-3-0 |
| Clemson | 2-1-2 | 7-4-0 | DNP | 18-10-2 | DNP | DNP | DNP | 20-7-0 | DNP | DNP | 8-2-2 | 8-6-0 | 7-10-3 | 0-0-0 |

| Points Leader* | Season | Career | 10+ Points | Season | Career | Free Throws in Final 4 Minutes of 2nd Half (& OT) | | |
|-------------------------|---------------|---------------|-----------------------|---------------|---------------|--|-----|-------------------------------------|
| Devon Daniels | 3 | 15 | Devon Daniels | 7 | 59 | Jericole Hellems | 3-3 | 1.000 |
| D.J. Funderburk | 2 | 11 | D.J. Funderburk | 4 | 43 | Max Farthing | 2-2 | 1.000 |
| Braxton Beverly | | 7 | Braxton Beverly | 2 | 39 | D.J. Funderburk | 2-2 | 1.000 |
| Jericole Hellems | 2 | 6 | Jericole Hellems | 4 | 25 | Chase Graham | 2-2 | 1.000 |
| Manny Bates | 1 | 1 | Manny Bates | 4 | 8 | Dereon Seabron | 3-4 | .750 |
| | | | Cam Hayes | 2 | 2 | Devon Daniels | 6-9 | .667 |
| Rebounds Leader* | Season | Career | Shakeel Moore | 2 | 2 | Cam Hayes | 1-2 | .500 |
| Devon Daniels | 3 | 17 | | | | Shakeel Moore | 1-2 | .500 |
| D.J. Funderburk | | 15 | 20+ Points | Season | Career | Braxton Beverly | 0-2 | .000 |
| Manny Bates | 3 | 7 | Devon Daniels | 2 | 9 | Jaylon Gibson | 0-4 | .000 |
| Jericole Hellems | 3 | 7 | Braxton Beverly | | 4 | | | |
| Thomas Allen | 1 | 1 | D.J. Funderburk | 2 | 4 | | | |
| Shakeel Moore | 1 | 1 | Manny Bates | 1 | 1 | | | |
| Dereon Seabron | 1 | 1 | Jericole Hellems | 1 | 2 | | | |
| | | | | | | | | <i>-includes ties/NC State only</i> |
| Assists Leader* | Season | Career | 30+ Points | Season | Career | | | |
| Braxton Beverly | 3 | 24 | | | | | | |
| Devon Daniels | 3 | 10 | 10+ Rebounds | Season | Career | | | |
| Cam Hayes | 3 | 3 | Devon Daniels | 2 | 6 | | | |
| Jericole Hellems | 1 | 2 | Manny Bates | | 1 | | | |
| Shakeel Moore | 2 | 2 | D.J. Funderburk | | 1 | | | |
| | | | Shakeel Moore | 1 | 1 | | | |
| Steals Leader* | Season | Career | 20+ Rebounds | Season | Career | | | |
| Devon Daniels | 3 | 20 | | | | | | |
| Braxton Beverly | 2 | 18 | 10+ Assists | Season | Career | | | |
| D.J. Funderburk | | 12 | Braxton Beverly | | 1 | | | |
| Jericole Hellems | 2 | 8 | | | | | | |
| Shakeel Moore | 3 | 3 | Double-Doubles | Season | Career | | | |
| Thomas Allen | 1 | 1 | Devon Daniels | 2 | 6 | | | |
| Manny Bates | | 1 | Manny Bates | | 1 | | | |
| Cam Hayes | 1 | 1 | Braxton Beverly | | 1 | | | |
| | | | D.J. Funderburk | | 1 | | | |
| Blocks Leader* | Season | Career | Triple-Doubles | Season | Career | | | |
| Manny Bates | 7 | 30 | | | | | | |
| D.J. Funderburk | 1 | 22 | | | | | | |
| Devon Daniels | | 13 | | | | | | |
| Jericole Hellems | 1 | 4 | | | | | | |
| Shakeel Moore | 1 | 1 | | | | | | |

NC STATE GAME-BY-GAME LEADERS

| OPPONENT | RESULT | POINTS | REBOUNDS | ASSISTS | STEALS | BLOCKS |
|----------------------------|---------------|-----------------------|---|---|--|--|
| Charleston Southern | W, 95-61 | Devon Daniels - 29 | Devon Daniels - 10 | Braxton Beverly - 4 Cam Hayes - 4 | Cam Hayes - 4 Shakeel Moore - 4 | Manny Bates - 2 |
| North Florida | W, 86-51 | Jericole Hellems - 17 | Manny Bates - 8 | Cam Hayes - 6 | Braxton Beverly - 2 Devon Daniels - 2 Jericole Hellems - 2 | Manny Bates - 5 |
| UMass Lowell | W, 90-59 | Devon Daniels - 18 | Manny Bates - 6 | Cam Hayes - 6 | Jericole Hellems - 2 | Manny Bates - 1 D.J. Funderburk - 1 Jericole Hellems - 1 |
| at Saint Louis | L, 69-80 | Manny Bates - 20 | Jericole Hellems - 9 | Braxton Beverly - 3 Devon Daniels - 3 Shakeel Moore - 3 | Devon Daniels - 3 Shakeel Moore - 3 | Manny Bates - 8 |
| Campbell | W, 69-50 | Jericole Hellems - 19 | Devon Daniels - 7 Jericole Hellems - 7 | Jericole Hellems - 5 | Devon Daniels - 4 | Manny Bates - 2 |
| North Carolina | W, 79-76 | Devon Daniels - 21 | Manny Bates - 7 Dereon Seabron - 7 | Braxton Beverly - 3 Devon Daniels - 3 | Braxton Beverly - 4 | Manny Bates - 5 |
| Boston College | W, 79-76 | D.J. Funderburk - 21 | Thomas Allen - 6 Jericole Hellems - 6 | Devon Daniels - 7 | Shakeel Moore - 4 | Manny Bates - 1 |
| at Clemson | L, 70-74 (ot) | D.J. Funderburk - 20 | Devon Daniels - 10 Shakeel Moore - 10 | Shakeel Moore - 3 | Thomas Allen - 2 | Shakeel Moore - 2 |

TEAM GAME-BY-GAME STATS

| | | | FG-A | | PCT. | | 3FG-A | | PCT. | | FT-A | | PCT. | | REBOUNDS | | PF | PTS. | A | TO | BLK | ST | MIN. | PTS. AT HALF |
|---------------------|----------------|------------------|--------------|-------------|--------------|-------------|--------------|-------------|--------------|-------------|-----------|-----------|-----------|-----------|-----------|-----------|------------|-----------|---|----|-----|----|------|--------------|
| | DATE | RESULT | | | | | | | | | | | | | O-D-TOTAL | | | | | | | | | |
| Charleston Southern | | | 21-44 | .477 | 5-11 | .455 | 14-22 | .636 | 7-25 | .320 | 20 | 61 | 7 | 32 | 1 | 6 | 200 | 31 | | | | | | |
| at NC State | Nov. 25 | W, 95-61 | 35-67 | .522 | 11-23 | .478 | 14-20 | .700 | 10-20 | .300 | 21 | 95 | 15 | 13 | 4 | 18 | 200 | 43 | | | | | | |
| North Florida | | | 21-56 | .375 | 7-18 | .389 | 2-4 | .500 | 15-19 | .342 | 14 | 51 | 12 | 19 | 1 | 4 | 200 | 28 | | | | | | |
| at NC State | Nov. 27 | W, 86-51 | 34-61 | .557 | 8-18 | .444 | 10-14 | .714 | 11-21 | .324 | 12 | 86 | 20 | 6 | 6 | 10 | 200 | 42 | | | | | | |
| vs. UMass Lowell | | | 21-53 | .396 | 3-15 | .200 | 14-23 | .609 | 11-24 | .354 | 20 | 59 | 11 | 19 | 1 | 5 | 200 | 19 | | | | | | |
| NC State | Dec. 3 | W, 90-59 | 34-65 | .523 | 12-28 | .429 | 10-18 | .556 | 12-26 | .385 | 19 | 90 | 18 | 10 | 3 | 9 | 200 | 43 | | | | | | |
| at Saint Louis | | | 26-58 | .448 | 5-12 | .417 | 23-31 | .742 | 15-38 | .395 | 17 | 80 | 16 | 21 | 3 | 4 | 200 | 29 | | | | | | |
| NC State | Dec. 17 | L, 69-80 | 25-66 | .379 | 4-18 | .222 | 15-21 | .714 | 6-20 | .263 | 18 | 69 | 11 | 8 | 9 | 12 | 200 | 35 | | | | | | |
| Campbell | | | 19-47 | .404 | 2-17 | .118 | 10-17 | .588 | 2-21 | .238 | 17 | 50 | 12 | 20 | 2 | 5 | 200 | 28 | | | | | | |
| at NC State | Dec. 19 | W, 69-50 | 28-58 | .483 | 5-19 | .263 | 8-12 | .667 | 12-31 | .387 | 19 | 69 | 15 | 19 | 3 | 9 | 200 | 30 | | | | | | |
| North Carolina | | | 31-70 | .443 | 2-12 | .167 | 12-17 | .706 | 18-27 | .333 | 19 | 76 | 15 | 18 | 7 | 8 | 200 | 42 | | | | | | |
| at NC State | Dec. 22 | W, 79-76 | 30-64 | .469 | 8-17 | .471 | 11-20 | .550 | 12-22 | .341 | 19 | 79 | 10 | 14 | 6 | 8 | 200 | 49 | | | | | | |
| Boston College | | | 27-57 | .474 | 10-25 | .400 | 12-16 | .750 | 13-20 | .350 | 24 | 76 | 11 | 17 | 1 | 5 | 200 | 35 | | | | | | |
| at NC State | Dec. 30 | W, 79-76 | 28-54 | .519 | 5-22 | .227 | 18-28 | .692 | 10-20 | .300 | 17 | 79 | 16 | 16 | 1 | 11 | 200 | 45 | | | | | | |
| at Clemson | | | 31-69 | .449 | 9-30 | .300 | 3-9 | .333 | 9-28 | .321 | 22 | 74 | 11 | 9 | 0 | 4 | 200 | 32 | | | | | | |
| NC State | Jan. 5 | L, 70-74* | 23-53 | .426 | 7-19 | .368 | 17-24 | .708 | 7-33 | .212 | 16 | 70 | 9 | 14 | 3 | 5 | 200 | 39 | | | | | | |

* - Overtime

SPECIALTY SCORING STATS

| | POINTS IN THE PAINT | | | POINTS OFF TOS | | | 2ND CHANCE POINTS | | | FAST BREAK POINTS | | | BENCH POINTS | | |
|---------------------|---------------------|-----|--------|----------------|-----|--------|-------------------|-----|--------|-------------------|-----|--------|--------------|-----|--------|
| | ST | OPP | MARGIN | ST | OPP | MARGIN | ST | OPP | MARGIN | ST | OPP | MARGIN | ST | OPP | MARGIN |
| Charleston Southern | 40 | 26 | +14 | 40 | 13 | +27 | 11 | 4 | +7 | 26 | 13 | +13 | 34 | 30 | +4 |
| North Florida | 36 | 28 | +8 | 24 | 4 | +20 | 12 | 12 | - | 20 | 7 | +13 | 34 | 32 | +2 |
| vs. UMass Lowell | 42 | 36 | +6 | 20 | 9 | +11 | 11 | 12 | -1 | 13 | 2 | +11 | 36 | 33 | +3 |
| at Saint Louis | 36 | 36 | - | 18 | 3 | +15 | 6 | 14 | -8 | 7 | 8 | -1 | 7 | 11 | -4 |
| Campbell | 42 | 30 | +12 | 16 | 14 | +2 | 13 | 0 | +13 | 11 | 6 | +5 | 18 | 16 | +2 |
| North Carolina | 36 | 52 | -16 | 19 | 14 | +5 | 15 | 17 | -2 | 2 | 19 | -17 | 29 | 22 | +7 |
| Boston College | 46 | 24 | +22 | 24 | 15 | +9 | 12 | 16 | -4 | 17 | 7 | +10 | 35 | 17 | +18 |
| at Clemson | 24 | 42 | -18 | 12 | 11 | +1 | 9 | 7 | +2 | 8 | 7 | +1 | 27 | 36 | -9 |

LEAD/DEFICIT BREAKDOWN GAME-BY-GAME

| | FIRST HALF SCORE | | | SECOND HALF SCORE | | | FINAL SCORE | | | LARGEST | | TIMES TIED | LEAD CHANGES | TIME LED MIN. |
|---------------------|------------------|-----|--------|-------------------|-----|--------|-------------|-----|--------|---------|---------|------------|--------------|---------------|
| | ST | OPP | MARGIN | ST | OPP | MARGIN | ST | OPP | MARGIN | LEAD | DEFICIT | | | |
| Charleston Southern | 43 | 31 | +12 | 52 | 30 | +22 | 95 | 61 | +34 | 36 | 3 | 1 | 2 | 36:23 |
| North Florida | 42 | 28 | +14 | 44 | 23 | +21 | 86 | 51 | +35 | 36 | - | 0 | 0 | 39:23 |
| vs. UMass Lowell | 43 | 19 | +24 | 47 | 40 | +7 | 90 | 59 | +31 | 34 | 3 | 0 | 1 | 38:04 |
| at Saint Louis | 35 | 29 | +6 | 34 | 51 | -17 | 69 | 80 | -11 | 10 | 15 | 3 | 4 | 28:17 |
| Campbell | 30 | 28 | +2 | 39 | 22 | +17 | 69 | 50 | +19 | 22 | 7 | 5 | 3 | 23:57 |
| North Carolina | 49 | 42 | +7 | 30 | 34 | -4 | 79 | 76 | +3 | 17 | 2 | 3 | 1 | 37:48 |
| Boston College | 45 | 35 | +10 | 34 | 41 | -7 | 79 | 76 | +3 | 15 | 2 | 3 | 6 | 36:40 |
| at Clemson | 39 | 32 | +7 | 23 | 30 | -7 | 70 | 74 | -4 | 9 | 4 | 6 | 6 | 35:15 |

Single-Game Highs & Lows - NC State vs. Opponents

| TEAM HIGHS | NC STATE | OPPONENTS |
|---------------------|---|--|
| POINTS | 95 vs. Charleston Southern (11/25/20) | 80 Saint Louis (12/17/20) |
| FG MADE | 35 vs. Charleston Southern (11/25/20) | 31 2x; last by Clemson (1/5/21) |
| FG ATTEMPTS | 67 vs. Charleston Southern (11/25/20) | 70 North Carolina (12/22/20) |
| FG% | .557 vs. North Florida (34-of-61) (11/27/20) | .477 Charleston Southern (21-of-44) (11/25/20) |
| 3FG MADE | 12 vs. UMass Lowell (12/3/20) | 10 Boston College (12/30/20) |
| 3FG ATTEMPTS | 28 vs. UMass Lowell (12/3/20) | 30 Clemson (1/5/21) |
| 3FG% | .478 vs. Charleston Southern (11-of-23) (11/25/20) | .455 Charleston Southern (5-of-11) (11/25/20) |
| FREE THROWS MADE | 18 vs. Boston College (12/30/20) | 23 Saint Louis (12/17/20) |
| FREE THROW ATTEMPTS | 26 vs. Boston College (12/30/20) | 31 Saint Louis (12/17/20) |
| FREE THROW % | .714 at Saint Louis (15-of-21) (12/17/20) vs. North Florida (10-of-14) (11/27/20) | .750 Boston College (12-of-16) (12/30/20) |
| REBOUNDS | 43 vs. Campbell (12/19/20) | 53 Saint Louis (12/17/20) |
| OFFENSIVE REBOUNDS | 12 vs. North Carolina (12/22/20) vs. Campbell (12/19/20) vs. UMass Lowell (12/3/20) | 18 North Carolina (12/22/20) |
| ASSISTS | 20 vs. North Florida (11/27/20) | 16 Saint Louis (12/17/20) |
| STEALS | 18 vs. Charleston Southern (11/25/20) | 8 North Carolina (12/22/20) |
| BLOCKED SHOTS | 9 at Saint Louis (12/17/20) | 7 North Carolina (12/22/20) |
| TURNOVERS | 19 vs. Campbell (12/19/20) | 32 Charleston Southern (11/25/20) |
| FOULS | 21 vs. Charleston Southern (11/25/20) | 24 Boston College (12/30/20) |

| TEAM LOWS | NC STATE | OPPONENTS |
|---------------------|---|--|
| POINTS | 69 vs. Campbell (12/19/20) at Saint Louis (12/17/20) | 50 Campbell (12/19/20) |
| FG MADE | 23 at Clemson (1/5/21) | 19 Campbell (12/19/20) |
| FG ATTEMPTS | 54 at Clemson (1/5/21) vs. Boston College (12/30/20) | 44 Charleston Southern (11/25/20) |
| FG% | .379 at Saint Louis (25-of-66) (12/17/20) | .375 North Florida (21-of-56) (11/27/20) |
| 3FG MADE | 4 at Saint Louis (12/17/20) | 2 2x; last by North Carolina (12/22/20) |
| 3FG ATTEMPTS | 17 vs. North Carolina (12/22/20) | 11 Charleston Southern (11/25/20) |
| 3FG% | .222 at Saint Louis (4-of-18) (12/17/20) | .118 Campbell (2-of-17) (12/19/20) |
| FREE THROWS MADE | 8 vs. Campbell (12/19/20) | 2 North Florida (11/27/20) |
| FREE THROW ATTEMPTS | 12 vs. Campbell (12/19/20) | 4 North Florida (11/27/20) |
| FREE THROW % | .550 vs. North Carolina (11-of-20) (12/22/20) | .333 Clemson (3-of-9) (1/5/21) |
| REBOUNDS | 26 at Saint Louis (12/17/20) | 23 Campbell (12/19/20) |
| OFFENSIVE REBOUNDS | 6 at Saint Louis (12/17/20) | 2 Campbell (12/19/20) |
| ASSISTS | 9 at Clemson (1/5/21) | 7 Charleston Southern (11/25/20) |
| STEALS | 5 at Clemson (1/5/21) | 4 3x; last by Clemson (1/5/21) |
| BLOCKED SHOTS | 1 vs. Boston College (12/30/20) | 0 Clemson (1/5/21) |
| TURNOVERS | 6 vs. North Florida (11/27/20) | 9 Clemson (1/5/21) |
| FOULS | 12 vs. North Florida (11/27/20) | 14 North Florida (11/27/20) |

| INDIVIDUAL HIGHS | NC STATE | OPPONENTS |
|---------------------|---|---|
| POINTS | 29 Devon Daniels, vs. Charleston Southern (11/25/20) | 21 Nick Honor, Clemson (1/5/21) |
| FG MADE | 11 Devon Daniels, vs. Charleston Southern (11/25/20) | 8 Nick Honor, Clemson (1/5/21) |
| FG ATTEMPTS | 17 Devon Daniels, at Clemson (1/5/21) | 16 2x; last by Jay Heath, Boston College (12/30/20) |
| FG% (min. 5 made) | .800 (8-10) D.J. Funderburk, vs. Boston College (12/30/20) | .778 (7-9) Armando Bacot, North Carolina (12/22/20) |
| 3FG MADE | 4 Devon Daniels, vs. Charleston Southern (11/25/20) | 5 Nick Honor, Clemson (1/5/21) |
| 3FG ATTEMPTS | 6 Devon Daniels, at Saint Louis (12/17/20) Cam Hayes, vs. UMass Lowell (12/3/20) | 6 5x; last by Nick Honor, Clemson (1/5/21) |
| 3FG% (MIN. 3 MADE) | .800 (4-5) Devon Daniels, vs. Charleston Southern (11/25/20) | .833 (5-6) Nick Honor, Clemson (1/5/21) |
| FREE THROWS MADE | 9 D.J. Funderburk, at Clemson (1/5/21) Jericole Hellems, vs. Boston College (12/30/20) | 6 2x; last by Jordan Goodwin, Saint Louis (12/17/20) |
| FREE THROW ATTEMPTS | 11 Jericole Hellems, vs. Boston College (12/30/20) | 8 3x; last by Jordan Goodwin, Saint Louis (12/17/20) |
| FT% (MIN. 3 MADE) | 1.000 (9-9) D.J. Funderburk, at Clemson (1/5/21) | 1.000 (5-5) Caleb Love, North Carolina (12/22/20) |
| REBOUNDS | 10 2x by Devon Daniels; last at Clemson (1/5/21) Shakeel Moore, at Clemson (1/5/21) | 15 Jordan Goodwin, Saint Louis (12/17/20) |
| OFFENSIVE REBOUNDS | 4 D.J. Funderburk, at Clemson (1/5/21) Dereon Seabron, vs. North Carolina (12/22/20) Manny Bates, vs. North Florida (11/27/20) Devon Daniels, vs. Charleston Southern (11/25/20) | 7 Steffon Mitchell, Boston College (12/30/20) |
| ASSISTS | 7 Devon Daniels, vs. Boston College (12/30/20) | 7 Obadiah Noel, UMass Lowell (12/3/20) |
| STEALS | 4 Shakeel Moore (2x), last vs. Boston College (12/30/20) Braxton Beverly, vs. North Carolina (12/22/20) Devon Daniels, vs. Campbell (12/19/20) Cam Hayes, vs. Charleston Southern (12/30/20) | 3 Leaky Black, North Carolina (12/22/20) Walker Kessler, North Carolina (12/22/20) Sean Price, Charleston Southern (12/22/20) |
| BLOCKED SHOTS | 8 Manny Bates, at Saint Louis (12/17/20) | 3 Walker Kessler, North Carolina (12/22/20) |
| TURNOVERS | 4 D.J. Funderburk, vs. Boston College (12/30/20) Shakeel Moore, vs. Boston College (12/30/20) | 9 Emorie Knox, Charleston Southern (11/25/20) |

NC STATE 95, CHARLESTON SOUTHERN 61
GAME 1: NOVEMBER 25, 2020 ◆ REYNOLDS COLISEUM

NC STATE 86, NORTH FLORIDA 51
GAME 1: NOVEMBER 27, 2020 ◆ REYNOLDS COLISEUM



Official Basketball Box Score -- Game Totals -- Final Statistics
 Charleston So. vs NC State
 11/25/20 7:30 pm at Reynolds Coliseum (Raleigh, NC)



Charleston So. 61 • 0-1

| # | Player | Total | | 3-Ptr | | Rebounds | | PF | TP | A | TO | Blk | Stl | Min |
|----|---------------------|--------|--------|--------|-------|----------|-----|----|----|----|----|-----|-----|-----|
| | | FG-FGA | FG-FGA | FT-FTA | Off | Def | Off | | | | | | | |
| 01 | Terence Porter Jr. | 1 | 0-1 | 0-0 | 0-0 | 0 | 6 | 5 | 0 | 1 | 6 | 0 | 0 | 20 |
| 22 | Sadarius Bowser | c | 0-0 | 0-0 | 0-0 | 0 | 0 | 0 | 1 | 0 | 0 | 0 | 0 | 9 |
| 00 | Travis Anderson | g | 1-1 | 1-1 | 4-5 | 0 | 0 | 0 | 7 | 1 | 3 | 0 | 0 | 10 |
| 11 | Ja'Quavian Florence | g | 4-11 | 0-2 | 4-8 | 2 | 3 | 5 | 3 | 12 | 1 | 4 | 0 | 1 |
| 50 | Malik Battle | g | 4-4 | 2-2 | 2-2 | 0 | 0 | 0 | 2 | 12 | 1 | 0 | 0 | 23 |
| 02 | Emorie Knox | g | 1-4 | 0-1 | 0-0 | 0 | 3 | 3 | 1 | 2 | 1 | 9 | 0 | 26 |
| 05 | Melvin Edwards Jr. | g | 2-4 | 0-0 | 0-1 | 0 | 2 | 2 | 1 | 4 | 0 | 0 | 0 | 16 |
| 10 | Jamir Moore | g | 1-5 | 0-0 | 0-0 | 1 | 3 | 4 | 1 | 2 | 0 | 1 | 0 | 18 |
| 12 | Ty Jones | g | 3-4 | 2-3 | 2-2 | 1 | 2 | 3 | 2 | 10 | 0 | 4 | 0 | 24 |
| 23 | Sean Price | g | 5-10 | 0-0 | 2-4 | 1 | 4 | 5 | 4 | 12 | 0 | 3 | 0 | 30 |
| 30 | Matt Kormlyo | g | 0-0 | 0-0 | 0-0 | 0 | 1 | 1 | 0 | 0 | 1 | 0 | 0 | 2 |
| | Team | | 21-44 | 5-11 | 14-22 | 2 | 1 | 3 | | | | | | 6 |
| | Totals | | 21-44 | 5-11 | 14-22 | 7 | 25 | 32 | 20 | 61 | 7 | 32 | 1 | 6 |

FG % 1st Half: 10-18 55.6% 2nd half: 11-26 42.3% Game: 21-44 47.7% Deadball Rebounds 4
 3FG % 1st Half: 3-5 60.0% 2nd half: 2-6 33.3% Game: 5-11 45.5%
 FT % 1st Half: 8-12 66.7% 2nd half: 6-10 60.0% Game: 14-22 63.6%

NC State 95 • 1-0

| # | Player | Total | | 3-Ptr | | Rebounds | | PF | TP | A | TO | Blk | Stl | Min |
|----|------------------|--------|--------|--------|-------|----------|-----|----|----|----|----|-----|-----|-----|
| | | FG-FGA | FG-FGA | FT-FTA | Off | Def | Off | | | | | | | |
| 00 | DJ Funderburk | f | 4-7 | 0-1 | 2-2 | 1 | 1 | 2 | 2 | 10 | 0 | 2 | 0 | 1 |
| 15 | Manny Bates | f | 1-3 | 0-0 | 2-2 | 2 | 1 | 3 | 4 | 4 | 0 | 1 | 2 | 0 |
| 05 | Thomas Allen | g | 2-5 | 1-3 | 0-0 | 0 | 0 | 0 | 1 | 5 | 0 | 1 | 0 | 2 |
| 10 | Braxton Beverly | g | 4-6 | 3-4 | 2-2 | 0 | 1 | 1 | 2 | 13 | 4 | 1 | 0 | 3 |
| 24 | Devon Daniels | g | 11-16 | 4-5 | 3-4 | 4 | 6 | 10 | 1 | 29 | 3 | 2 | 0 | 2 |
| 01 | Dereon Seabron | g | 3-3 | 0-0 | 1-2 | 0 | 1 | 1 | 1 | 7 | 2 | 1 | 0 | 1 |
| 02 | Shakeel Moore | g | 4-9 | 1-3 | 0-4 | 1 | 2 | 3 | 2 | 9 | 0 | 0 | 0 | 15 |
| 03 | Cam Hayes | g | 1-5 | 0-3 | 2-2 | 0 | 0 | 0 | 0 | 4 | 4 | 1 | 1 | 18 |
| 04 | Jericole Hellems | g | 3-7 | 2-2 | 0-0 | 2 | 2 | 4 | 8 | 2 | 2 | 0 | 1 | 21 |
| 11 | Jaylon Gibson | g | 1-3 | 0-0 | 0-0 | 2 | 1 | 3 | 2 | 2 | 0 | 1 | 1 | 9 |
| 12 | Chase Graham | g | 0-1 | 0-1 | 2-2 | 0 | 0 | 0 | 0 | 2 | 0 | 0 | 0 | 3 |
| 21 | Ebenezer Dowuona | g | 1-2 | 0-0 | 0-0 | 0 | 1 | 1 | 1 | 2 | 0 | 0 | 0 | 10 |
| 22 | Max Farthing | g | 0-0 | 0-0 | 0-0 | 0 | 0 | 0 | 1 | 0 | 0 | 0 | 0 | 3 |
| | Team | | 35-67 | 11-23 | 14-20 | 0 | 4 | 4 | | | | | | 20 |
| | Totals | | 35-67 | 11-23 | 14-20 | 10 | 20 | 30 | 21 | 95 | 15 | 13 | 4 | 18 |

FG % 1st Half: 17-31 54.8% 2nd half: 18-36 50.0% Game: 35-67 52.2% Deadball Rebounds 3
 3FG % 1st Half: 4-8 44.4% 2nd half: 7-14 50.0% Game: 11-23 47.8%
 FT % 1st Half: 5-8 62.5% 2nd half: 9-12 75.0% Game: 14-20 70.0%

Officials: Jeremy Mosier, Leslie Jones, Jamie Luckie
 Technical fouls: Charleston So.-None, NC State-None.
 Attendance: 25

| Score by periods | 1st | 2nd | Total |
|------------------|-----|-----|-------|
| Charleston So. | 31 | 30 | 61 |
| NC State | 43 | 52 | 95 |

| Points | In | Off | 2nd | Fast | Bench |
|--------|----|-----|-----|------|-------|
| CHASOU | 26 | 13 | 4 | 13 | 30 |
| ST | 40 | 43 | 11 | 26 | 34 |

Last FG - CHASOU 2nd-00:02, ST 2nd-00:18.
 Largest lead - CHASOU by 3 1st-13:15, ST by 36 2nd-04:28.
 CHASOU led for 02:17, ST led for 38:23. Game was tied for 01:20.

Score tied - 1 time.
 Lead changed - 2 times.

NC STATE 90, UMASS LOWELL 59
GAME 3: DECEMBER 3, 2020 ◆ MOHEGAN SUN



Official Basketball Box Score -- Game Totals -- Final Statistics
 North Florida vs NC State
 11/27/20 5:30 pm at Reynolds Coliseum (Raleigh, NC)



North Florida 51 • 0-2

| # | Player | Total | | 3-Ptr | | Rebounds | | PF | TP | A | TO | Blk | Stl | Min |
|----|--------------------|--------|--------|--------|-----|----------|-----|----|----|----|----|-----|-----|-----|
| | | FG-FGA | FG-FGA | FT-FTA | Off | Def | Off | | | | | | | |
| 03 | Carter Hendricksen | f | 4-13 | 3-6 | 0-0 | 2 | 3 | 5 | 1 | 11 | 1 | 1 | 0 | 31 |
| 04 | Josh Endicott | f | 2-8 | 0-1 | 2-4 | 5 | 1 | 6 | 2 | 6 | 0 | 1 | 0 | 25 |
| 05 | Dorian James | f | 0-1 | 0-0 | 0-0 | 0 | 3 | 3 | 2 | 0 | 1 | 3 | 0 | 1 |
| 02 | Chaz Lanier | g | 0-1 | 0-0 | 0-0 | 0 | 1 | 1 | 0 | 0 | 1 | 1 | 0 | 12 |
| 13 | Alonde LeGrand | g | 1-1 | 0-0 | 0-0 | 1 | 1 | 2 | 1 | 2 | 1 | 2 | 0 | 1 |
| 00 | Emmanuel Adedoyin | g | 1-3 | 0-1 | 0-0 | 1 | 0 | 1 | 1 | 2 | 3 | 3 | 0 | 0 |
| 01 | Jacob Crews | g | 1-3 | 1-3 | 0-0 | 0 | 2 | 2 | 0 | 3 | 0 | 0 | 0 | 7 |
| 15 | Jose Placer | g | 5-10 | 1-3 | 0-0 | 0 | 3 | 3 | 3 | 11 | 3 | 2 | 0 | 1 |
| 21 | Jonathan Aybar | g | 1-4 | 0-1 | 0-0 | 0 | 1 | 1 | 2 | 2 | 1 | 3 | 1 | 0 |
| 23 | Josh Berenbaum | g | 1-1 | 1-1 | 0-0 | 1 | 1 | 2 | 0 | 3 | 0 | 1 | 0 | 3 |
| 24 | Jadyn Parker | g | 5-11 | 1-2 | 0-0 | 3 | 1 | 4 | 2 | 11 | 1 | 2 | 0 | 15 |
| | Team | | 21-56 | 7-18 | 2-4 | 2 | 19 | 34 | 14 | 51 | 12 | 19 | 1 | 4 |
| | Totals | | 21-56 | 7-18 | 2-4 | 15 | 19 | 34 | 14 | 51 | 12 | 19 | 1 | 4 |

FG % 1st Half: 11-26 42.3% 2nd half: 10-30 33.3% Game: 21-56 37.5% Deadball Rebounds 4
 3FG % 1st Half: 4-9 44.4% 2nd half: 3-9 33.3% Game: 7-18 38.9%
 FT % 1st Half: 2-2 100.0% 2nd half: 0-2 0.0% Game: 2-4 50.0%

NC State 86 • 2-0

| # | Player | Total | | 3-Ptr | | Rebounds | | PF | TP | A | TO | Blk | Stl | Min |
|----|------------------|--------|--------|--------|-------|----------|-----|----|----|----|----|-----|-----|-----|
| | | FG-FGA | FG-FGA | FT-FTA | Off | Def | Off | | | | | | | |
| 00 | DJ Funderburk | f | 4-6 | 0-2 | 3-3 | 1 | 3 | 4 | 2 | 11 | 0 | 0 | 0 | 20 |
| 04 | Jericole Hellems | f | 7-12 | 1-2 | 2-2 | 1 | 2 | 3 | 2 | 17 | 1 | 2 | 0 | 23 |
| 15 | Manny Bates | f | 5-9 | 0-0 | 0-0 | 4 | 4 | 8 | 1 | 10 | 2 | 0 | 5 | 1 |
| 05 | Thomas Allen | g | 2-4 | 2-2 | 0-0 | 0 | 1 | 1 | 0 | 6 | 0 | 1 | 0 | 1 |
| 10 | Braxton Beverly | g | 3-4 | 2-3 | 0-0 | 0 | 0 | 0 | 0 | 8 | 4 | 0 | 0 | 2 |
| 01 | Dereon Seabron | g | 3-5 | 1-2 | 1-1 | 1 | 2 | 3 | 0 | 8 | 3 | 0 | 0 | 1 |
| 02 | Shakeel Moore | g | 1-2 | 0-1 | 0-0 | 0 | 1 | 1 | 2 | 2 | 0 | 1 | 0 | 12 |
| 03 | Cam Hayes | g | 6-8 | 1-2 | 0-0 | 0 | 0 | 0 | 2 | 13 | 6 | 0 | 0 | 1 |
| 11 | Jaylon Gibson | g | 1-1 | 0-0 | 0-2 | 1 | 2 | 3 | 0 | 2 | 0 | 0 | 0 | 8 |
| 12 | Chase Graham | g | 0-0 | 0-0 | 0-0 | 0 | 0 | 0 | 0 | 0 | 0 | 0 | 0 | 1 |
| 21 | Ebenezer Dowuona | g | 0-3 | 0-0 | 0-0 | 0 | 0 | 0 | 0 | 1 | 0 | 0 | 1 | 8 |
| 22 | Max Farthing | g | 0-0 | 0-0 | 2-2 | 0 | 0 | 0 | 0 | 2 | 0 | 0 | 0 | 1 |
| 24 | Devon Daniels | g | 2-7 | 1-4 | 2-4 | 0 | 3 | 3 | 2 | 7 | 4 | 1 | 0 | 2 |
| | Team | | 34-61 | 8-18 | 10-14 | 1 | 2 | 3 | 12 | 86 | 20 | 6 | 6 | 10 |
| | Totals | | 34-61 | 8-18 | 10-14 | 1 | 2 | 3 | 12 | 86 | 20 | 6 | 6 | 10 |

FG % 1st Half: 17-33 51.5% 2nd half: 17-28 60.7% Game: 34-61 55.7% Deadball Rebounds 1
 3FG % 1st Half: 3-7 42.9% 2nd half: 5-11 45.5% Game: 8-18 44.4%
 FT % 1st Half: 5-6 83.3% 2nd half: 5-8 62.5% Game: 10-14 71.4%

Officials: Kellen Milner, Jerry Heater, Tim Clougherty
 Technical fouls: North Florida-None, NC State-None.
 Attendance: 25

| Score by periods | 1st | 2nd | Total |
|------------------|-----|-----|-------|
| North Florida | 28 | 23 | 51 |
| NC State | 42 | 44 | 86 |

| Points | In | Off | 2nd | Fast | Bench |
|--------|---|---------------------------------------|----------------------------|---------------|-------|
| UNF | 28 <th>4 <th>12 <th>7 <th>32</th> </th></th></th> | 4 <th>12 <th>7 <th>32</th> </th></th> | 12 <th>7 <th>32</th> </th> | 7 <th>32</th> | 32 |
| ST | 36 | 25 | 12 | 20 | 34 |

Last FG - UNF 2nd-00:44, ST 2nd-01:03.
 Largest lead - UNF None, ST by 36 2nd-01:03.
 UNF led for 00:00, ST led for 39:23. Game was tied for 00:37.

Score tied - 0 times.
 Lead changed - 0 times.

SAINT LOUIS 80, NC STATE 69
GAME 4: DECEMBER 17, 2020 ◆ CHAIFETZ ARENA



Official Basketball Box Score -- Game Totals -- Final Statistics
 UMass Lowell vs NC State
 12/03/20 4:30 pm at Mohegan Sun (Uncasville, CT)



UMass Lowell 59 • 1-3

| # | Player | Total | | 3-Ptr | | Rebounds | | PF | TP | A | TO | Blk | Stl | Min |
|----|---------------------|--------|--------|--------|-----|----------|-----|----|----|----|----|-----|-----|-----|
| | | FG-FGA | FG-FGA | FT-FTA | Off | Def | Off | | | | | | | |
| 05 | Connor Withers | f | 0-3 | 0-1 | 0-0 | 2 | 1 | 3 | 2 | 0 | 1 | 1 | 0 | 16 |
| 15 | Allin Blunt | f | 4-6 | 0-0 | 0-0 | 2 | 2 | 2 | 3 | 0 | 1 | 4 | 0 | 30 |
| 23 | Salif Bouadie | f | 0-8 | 0-0 | 2-3 | 1 | 3 | 4 | 3 | 10 | 1 | 2 | 0 | 17 |
| 00 | Ron Mitchell | g | 2-8 | 2-5 | 0-0 | 2 | 1 | 3 | 1 | 6 | 1 | 2 | 0 | 23 |
| 11 | Obadiah Noel | g | 2-5 | 0-1 | 6-8 | 2 | 1 | 3 | 4 | 10 | 7 | 2 | 0 | 31 |
| 01 | Bryce Daley | g | 0-1 | 0-1 | 3-4 | 0 | 2 | 2 | 0 | 3 | 0 | 0 | 1 | 25 |
| 02 | Kall Thomas | g | 1-4 | 1-4 | 0-0 | 0 | 3 | 3 | 0 | 3 | 0 | 1 | 0 | 15 |
| 04 | Charlie Russell Jr. | g | 0-0 | 0-0 | 0-0 | 1 | 2 | 3 | 1 | 0 | 0 | 1 | 0 | 2 |
| 10 | Max Brooks | g | 3-3 | 0-0 | 1-2 | 1 | 2 | 3 | 6 | 0 | 1 | 0 | 1 | 14 |
| 12 | Dar | | | | | | | | | | | | | |

NC STATE 69, CAMPBELL 50
GAME 5: DECEMBER 19, 2020 ◆ PNC ARENA

NC STATE 79, #17 NORTH CAROLINA 76
GAME 6: DECEMBER 22, 2020 ◆ PNC ARENA

Official Basketball Box Score -- Game Totals -- Final Statistics
 Campbell vs NC State
 12/19/20 4:00 pm at PNC Arena (Raleigh, NC)

Official Basketball Box Score -- Game Totals -- Final Statistics
 North Carolina vs NC State
 12/22/20 9:00 pm at PNC Arena (Raleigh, NC)

Campbell 50 • 4-2

| # | Player | Total | | | 3-Ptr | | | Rebounds | | | PF | TP | A | TO | Blk | Stl | Min |
|----|----------------------|--------|--------|--------|-------|-----|-----|----------|-----|-----|----|----|---|----|-----|-----|-----|
| | | FG-FGA | FG-FGA | FT-FTA | Off | Def | Tot | Off | Def | Tot | | | | | | | |
| 23 | Joshua Lusane | f | 4-8 | 1-2 | 0-0 | 0 | 3 | 3 | 2 | 9 | 3 | 0 | 1 | 1 | 23 | | |
| 45 | Cedric Henderson | f | 4-10 | 0-2 | 2-4 | 0 | 2 | 2 | 4 | 10 | 2 | 3 | 0 | 1 | 31 | | |
| 01 | Ricky Clemons | g | 2-2 | 0-0 | 3-3 | 0 | 1 | 1 | 2 | 7 | 2 | 1 | 0 | 2 | 24 | | |
| 11 | Jordan Whitfield | g | 2-5 | 0-2 | 0-1 | 0 | 5 | 5 | 1 | 4 | 1 | 7 | 0 | 0 | 36 | | |
| 13 | Austin McCullough | g | 1-5 | 1-5 | 1-2 | 0 | 2 | 2 | 0 | 4 | 0 | 1 | 0 | 0 | 24 | | |
| 00 | Gediminas Mokseckas | g | 4-5 | 0-0 | 2-3 | 0 | 4 | 4 | 3 | 10 | 2 | 0 | 1 | 1 | 21 | | |
| 02 | PJ Carter | g | 1-2 | 0-0 | 0-0 | 0 | 0 | 0 | 0 | 2 | 0 | 0 | 0 | 0 | 2 | | |
| 04 | Dray Burton | g | 0-0 | 0-0 | 0-0 | 0 | 0 | 0 | 0 | 0 | 0 | 0 | 0 | 0 | 1 | | |
| 05 | Messiah Thompson | g | 0-4 | 0-4 | 0-0 | 1 | 2 | 3 | 2 | 0 | 1 | 1 | 0 | 0 | 16 | | |
| 12 | Jesus Carralero | g | 1-5 | 0-2 | 2-3 | 0 | 2 | 2 | 3 | 4 | 3 | 2 | 1 | 0 | 20 | | |
| 22 | Laurnyas Vaistasaras | g | 0-1 | 0-0 | 0-0 | 0 | 0 | 0 | 0 | 0 | 0 | 1 | 0 | 0 | 2 | | |
| | Team | | | | | 1 | 0 | 1 | | | | | | | | | |
| | Totals | | 19-47 | 2-17 | 10-16 | 2 | 21 | 23 | 17 | 50 | 12 | 19 | 2 | 5 | 200 | | |

FG % 1st Half: 11-23 47.8% 2nd half: 8-24 33.3% Game: 19-47 40.4% Deadball Rebounds 1
 3FG % 1st Half: 2-8 25.0% 2nd half: 0-9 0.0% Game: 2-17 11.8%
 FT % 1st Half: 4-6 66.7% 2nd half: 6-10 60.0% Game: 10-16 62.5%

NC State 69 • 4-1

| # | Player | Total | | | 3-Ptr | | | Rebounds | | | PF | TP | A | TO | Blk | Stl | Min |
|----|------------------|--------|--------|--------|-------|-----|-----|----------|-----|-----|----|----|---|----|-----|-----|-----|
| | | FG-FGA | FG-FGA | FT-FTA | Off | Def | Tot | Off | Def | Tot | | | | | | | |
| 04 | Jericole Hellems | f | 7-12 | 1-3 | 4-4 | 2 | 5 | 7 | 3 | 19 | 5 | 3 | 0 | 0 | 34 | | |
| 15 | Manny Bates | f | 4-5 | 0-0 | 2-2 | 2 | 4 | 6 | 4 | 10 | 1 | 3 | 2 | 0 | 19 | | |
| 05 | Thomas Allen | g | 2-7 | 1-5 | 0-1 | 1 | 3 | 4 | 0 | 5 | 1 | 3 | 0 | 2 | 27 | | |
| 10 | Braxton Beverly | g | 2-6 | 1-4 | 0-0 | 0 | 1 | 1 | 5 | 2 | 0 | 0 | 1 | 0 | 30 | | |
| 24 | Devon Daniels | g | 6-13 | 0-4 | 0-1 | 1 | 6 | 7 | 3 | 12 | 4 | 3 | 0 | 4 | 33 | | |
| 01 | Dereon Seabron | g | 2-7 | 0-1 | 1-2 | 2 | 2 | 4 | 2 | 5 | 0 | 1 | 0 | 0 | 22 | | |
| 02 | Shakeel Moore | g | 3-5 | 2-2 | 0-0 | 0 | 5 | 5 | 8 | 2 | 3 | 0 | 2 | 18 | | | |
| 11 | Jaylon Gibson | g | 0-1 | 0-0 | 0-0 | 0 | 0 | 0 | 1 | 0 | 2 | 0 | 0 | 0 | 10 | | |
| 30 | Nick Farrar | g | 2-2 | 0-0 | 1-2 | 0 | 1 | 1 | 2 | 5 | 0 | 1 | 1 | 0 | 7 | | |
| | Team | | | | | 4 | 4 | 8 | | | | | | | | | |
| | Totals | | 28-58 | 5-19 | 8-12 | 12 | 31 | 43 | 19 | 69 | 15 | 19 | 3 | 9 | 200 | | |

FG % 1st Half: 12-28 42.9% 2nd half: 16-30 53.3% Game: 28-58 48.3% Deadball Rebounds 1
 3FG % 1st Half: 2-9 22.2% 2nd half: 3-10 30.0% Game: 5-19 26.3%
 FT % 1st Half: 4-4 100.0% 2nd half: 4-8 50.0% Game: 8-12 66.7%

Officials: Justin Porterfield, Raymie Styons, Bill Covington Jr.
 Technical fouls: Campbell-None, NC State-None.
 Attendance:

| Score by periods | 1st | 2nd | Total |
|------------------|-----|-----|-------|
| Campbell | 28 | 22 | 50 |
| NC State | 30 | 39 | 69 |

Last FG - CAMPB 2nd-00:08, ST 2nd-00:20.
 Largest lead - CAMPB by 7 1st-07:16, ST by 22 2nd-09:17.
 CAMPB led for 11:54, ST led for 23:57. Game was tied for 04:09.

Score tied - 5 times.
 Lead changed - 3 times.

North Carolina 76 • 5-3, 0-1 ACC

| # | Player | Total | | | 3-Ptr | | | Rebounds | | | PF | TP | A | TO | Blk | Stl | Min |
|----|-----------------|--------|--------|--------|-------|-----|-----|----------|-----|-----|----|----|---|----|-----|-----|-----|
| | | FG-FGA | FG-FGA | FT-FTA | Off | Def | Tot | Off | Def | Tot | | | | | | | |
| 05 | Armando Bacot | f | 7-9 | 0-0 | 2-4 | 3 | 3 | 6 | 1 | 16 | 0 | 3 | 1 | 0 | 24 | | |
| 15 | Garrison Brooks | f | 5-14 | 0-0 | 0-1 | 2 | 5 | 7 | 4 | 10 | 1 | 3 | 2 | 0 | 29 | | |
| 01 | Leaky Black | g | 2-5 | 0-0 | 2-2 | 0 | 3 | 3 | 4 | 6 | 4 | 2 | 0 | 3 | 29 | | |
| 02 | Caleb Love | g | 3-14 | 0-4 | 5-5 | 1 | 3 | 4 | 1 | 11 | 4 | 2 | 0 | 1 | 28 | | |
| 04 | RJ Davis | g | 5-14 | 1-4 | 0-0 | 0 | 3 | 3 | 2 | 11 | 3 | 3 | 0 | 0 | 36 | | |
| 03 | Andrew Platek | g | 3-4 | 1-2 | 1-1 | 2 | 1 | 3 | 3 | 8 | 1 | 1 | 0 | 0 | 11 | | |
| 11 | Day/Ron Sharpe | g | 3-6 | 0-1 | 0-0 | 4 | 3 | 7 | 3 | 6 | 1 | 3 | 1 | 1 | 14 | | |
| 13 | Walker Kessler | g | 1-1 | 0-0 | 1-2 | 3 | 3 | 6 | 0 | 3 | 0 | 1 | 3 | 3 | 12 | | |
| 14 | Puff Johnson | g | 1-2 | 0-1 | 0-0 | 0 | 1 | 1 | 0 | 2 | 0 | 0 | 0 | 0 | 5 | | |
| 24 | Kerwin Walton | g | 1-1 | 0-0 | 1-2 | 1 | 0 | 1 | 1 | 3 | 1 | 0 | 0 | 0 | 12 | | |
| | Team | | | | | 2 | 2 | 4 | | | | | | | | | |
| | Totals | | 31-70 | 2-12 | 12-17 | 18 | 27 | 45 | 19 | 76 | 15 | 18 | 7 | 8 | 200 | | |

FG % 1st Half: 17-33 51.5% 2nd half: 14-37 37.8% Game: 31-70 44.3% Deadball Rebounds 3
 3FG % 1st Half: 2-6 33.3% 2nd half: 0-6 0.0% Game: 2-12 16.7%
 FT % 1st Half: 6-8 75.0% 2nd half: 6-9 66.7% Game: 12-17 70.6%

NC State 79 • 5-1, 1-0 ACC

| # | Player | Total | | | 3-Ptr | | | Rebounds | | | PF | TP | A | TO | Blk | Stl | Min |
|----|------------------|--------|--------|--------|-------|-----|-----|----------|-----|-----|----|----|---|----|-----|-----|-----|
| | | FG-FGA | FG-FGA | FT-FTA | Off | Def | Tot | Off | Def | Tot | | | | | | | |
| 04 | Jericole Hellems | f | 0-8 | 0-3 | 1-2 | 1 | 4 | 5 | 4 | 1 | 2 | 0 | 0 | 0 | 34 | | |
| 15 | Manny Bates | f | 7-11 | 0-0 | 0-0 | 3 | 4 | 7 | 3 | 14 | 0 | 0 | 5 | 0 | 36 | | |
| 05 | Thomas Allen | g | 2-5 | 0-1 | 2-2 | 1 | 3 | 4 | 3 | 6 | 1 | 2 | 0 | 0 | 25 | | |
| 10 | Braxton Beverly | g | 2-5 | 2-5 | 2-6 | 0 | 3 | 3 | 2 | 8 | 3 | 3 | 0 | 4 | 29 | | |
| 24 | Devon Daniels | g | 8-13 | 2-3 | 3-5 | 2 | 3 | 5 | 2 | 21 | 3 | 3 | 0 | 1 | 28 | | |
| 01 | Dereon Seabron | g | 2-7 | 0-0 | 1-2 | 4 | 3 | 7 | 2 | 5 | 1 | 2 | 1 | 1 | 12 | | |
| 02 | Shakeel Moore | g | 6-11 | 3-4 | 2-3 | 0 | 1 | 1 | 1 | 27 | 0 | 0 | 0 | 2 | 15 | | |
| 03 | Cam Hayes | g | 3-3 | 1-1 | 0-0 | 0 | 1 | 1 | 0 | 7 | 1 | 2 | 0 | 0 | 11 | | |
| 11 | Jaylon Gibson | g | 0-1 | 0-0 | 0-0 | 0 | 0 | 0 | 1 | 0 | 0 | 0 | 0 | 0 | 10 | | |
| | Team | | | | | 1 | 0 | 1 | | | | | | | | | |
| | Totals | | 30-64 | 8-17 | 11-20 | 12 | 22 | 34 | 19 | 79 | 10 | 14 | 6 | 8 | 200 | | |

FG % 1st Half: 19-36 52.8% 2nd half: 11-28 39.3% Game: 30-64 46.9% Deadball Rebounds 4, 1
 3FG % 1st Half: 6-9 66.7% 2nd half: 2-8 25.0% Game: 8-17 47.1%
 FT % 1st Half: 5-6 83.3% 2nd half: 6-14 42.9% Game: 11-20 55.0%

Officials: A.J. Desai, Bert Smith, Ted Valentine
 Technical fouls: North Carolina-None, NC State-None.
 Attendance:

| Score by periods | 1st | 2nd | Total |
|------------------|-----|-----|-------|
| North Carolina | 42 | 34 | 76 |
| NC State | 49 | 30 | 79 |

Last FG - UNC 2nd-02:45, ST 2nd-05:13.
 Largest lead - UNC by 2 1st-19:10, ST by 17 1st-03:56.
 UNC led for 00:24, ST led for 37:48. Game was tied for 01:48.

Score tied - 3 times.
 Lead changed - 1 time.

NC STATE 79, BOSTON COLLEGE 76
GAME 7: DECEMBER 30, 2020 ◆ PNC ARENA

#19 CLEMSON 74, NC STATE 70 (OT)
GAME 8: JANUARY 5, 2021 ◆ LITTLEJOHN COLISEUM

Official Basketball Box Score -- Game Totals -- Final Statistics
 Boston College vs NC State
 12/30/20 8:00 pm at PNC Arena (Raleigh, NC)

Official Basketball Box Score -- Game Totals -- Final Statistics
 NC State vs Clemson
 01/05/21 7:00 pm at Littlejohn Arena (Clemson, SC)

Boston College 76 • 2-6, 0-2 ACC

| # | Player | Total | | | 3-Ptr | | | Rebounds | | | PF | TP | A | TO | Blk | Stl | Min |
|----|-----------------------|--------|--------|--------|-------|-----|-----|----------|-----|-----|----|----|---|----|-----|-----|-----|
| | | FG-FGA | FG-FGA | FT-FTA | Off | Def | Tot | Off | Def | Tot | | | | | | | |
| 01 | CJ Felder | f | 0-2 | 0-1 | 1-2 | 0 | 4 | 4 | 5 | 1 | 0 | 3 | 0 | 0 | 16 | | |
| 41 | Steffon Mitchell | f | 4-8 | 0-3 | 2-3 | 7 | 5 | 12 | 4 | 12 | 3 | 3 | 0 | 0 | 33 | | |
| 04 | Makai Ashton-Langford | g | 4-8 | 0-3 | 3-3 | 1 | 4 | 5 | 4 | 11 | 4 | 2 | 0 | 1 | 30 | | |
| 05 | Jay Heath | g | 7-16 | 3-6 | 0-0 | 0 | 1 | 1 | 3 | 17 | 0 | 2 | 0 | 1 | 29 | | |
| 10 | Wynston Tabbs | g | 5-9 | 4-6 | 4-6 | 0 | 1 | 1 | 3 | 18 | 2 | 4 | 0 | 0 | 33 | | |
| 15 | DeMarr Langford | g | 1-5 | 0-1 | 0-0 | 2 | 0 | 2 | 1 | 2 | 1 | 1 | 0 | 1 | 17 | | |
| 22 | Rich Kelly | g | 3-5 | 2-3 | 0-0 | 0 | 1 | 1 | 1 | 8 | 1 | 1 | 0 | 0 | 18 | | |
| 33 | James Karnik | g | 2-4 | 1-2 | 2-2 | 0 | 1 | 1 | 3 | 7 | 0 | 1 | 1 | 2 | 24 | | |
| | Team | | | | | 3 | 3 | 6 | | | | | | | | | |
| | Totals | | 27-57 | 10-25 | 12-16 | 13 | 20 | 33 | 24 | 76 | 11 | 17 | 1 | 5 | 200 | | |

FG % 1st Half: 14-30 46.7% 2nd half: 13-27 48.1% Game: 27-57 47.4% Deadball Rebounds 1
 3FG % 1st Half: 5-13 38.5% 2nd half: 5-12 41.7% Game: 10-25 40.0%
 FT % 1st Half: 2-3 66.7% 2nd half: 10-13 76.9% Game: 12-16 75.0%

NC State 79 • 6-1, 2-0 ACC

| # | Player | Total | | | 3-Ptr | | | Rebounds | | | PF | TP | A | TO | Blk | Stl | Min |
|----|------------------|--------|--------|--------|-------|-----|-----|----------|-----|-----|----|----|---|----|-----|-----|-----|
| | | FG-FGA | FG-FGA | FT-FTA | Off | Def | Tot | Off | Def | Tot | | | | | | | |
| 04 | Jericole Hellems | f | 5-8 | 1-2 | 9-11 | 0 | 6 | 6 | 2 | 20 | 2 | 0 | 0 | 0 | 35 | | |
| 15 | Manny Bates | f | 2-2 | 0-0 | 0-0 | 0 | 0 | 0 | 1 | 4 | 0 | 0 | 1 | 0 | 6 | | |
| 05 | Thomas Allen | g | 3-6 | 2-5 | 0-0 | 2 | 4 | 6 | 0 | 8 | 3 | 1 | 0 | 2 | 29 | | |
| 10 | Braxton Beverly | g | 0-4 | 0-4 | 0-0 | 0 | 1 | 1 | 5 | 0 | 0 | 0 | 0 | 0 | 13 | | |
| 24 | Devon Daniels | g | 4-12 | 1-5 | 3-5 | 0 | 3 | 3 | 2 | 12 | 7 | 3 | 0 | 3 | 37 | | |
| 00 | DJ Funderburk | g | 8-10 | 0-1 | 5-6 | 3 | 2 | 5 | 4 | 21 | 0 | 4 | 0 | 1 | 30 | | |
| 01 | | | | | | | | | | | | | | | | | |



HEAD COACH KEVIN KEATTS

FOURTH SEASON AT NC STATE • MARSHALL '11

CAREER HIGHLIGHTS

- Hired by NC State on March 17, 2017 as the 20th head coach in program history.
- Led the team to averages of over 80 points per game in his first two seasons. 2018-19 team averaged 80.1 points per game and scored second-most points in a single season in program history with 2,882.
- Winning percentage of 56% in conference play is the best for an NC State coach in the first two years of his career since Press Maravich went 19-9 from 1964-66.
- Led the team to five wins over ranked opponents and an 11-7 record in the ACC to finish in a tie for third place in his debut season in 2017-18.
- Finished the 2017-18 season with 21 wins, tying Everett Case for the most regular season wins by a first year head coach in program history.
- While at UNC Wilmington, led the Seahawks to postseason berths and regular season conference titles in all three years.
- First coach in Colonial Athletic Association history to win Coach of the Year in back-to-back seasons (2015, 2016).
- Won two national prep championships (2004, 2008) as head coach at Hargrave Military Academy.
- Coached 14 players that have gone on to the NBA.

THE KEATTS FILE

NC STATE

(2017 - pres.)
RECORD: 71-38 (32-27 ACC)

2019

Regular season ACC finish: eighth place
NIT bid, NIT quarterfinals

2018

Regular season ACC finish: tie for third place
NCAA Tournament bid

UNC WILMINGTON

(2014 - 2017)
RECORD: 72-28 (41-13 CAA)

2016, 2017

CAA Regular Season & Tournament Champions

2015

CAA Regular Season Champions

LOUISVILLE

Assistant Coach

(2011 - 2014)
RECORD: 96-21

2014

AAC Regular Season & Tournament Champions
NCAA Sweet 16

2012

Big East Tournament Champions
NCAA Final Four

HARGRAVE MILITARY ACADEMY

(1999 - 2001 & 2003 - 2011)
RECORD: 263-17

2010

National Prep Final Four

2009

National Prep Runner-Up

2008

National Prep Champions

2007

National Prep Final Four

2006

National Prep Runner-Up

2005

National Prep Runner-Up

2004

National Prep Champions

KEATTS YEAR-BY-YEAR AS A HEAD COACH

| YEAR | SCHOOL | RECORD | CONF. | CONF. FINISH | POSTSEASON |
|---------------|------------------|---------------|--------------|--------------|---------------------|
| 2014-15 | UNC Wilmington | 18-14 | 12-6 | T - 1st | CIT - First Round |
| 2015-16 | UNC Wilmington | 25-8 | 14-4 | T - 1st | NCAA - First Round |
| 2016-17 | UNC Wilmington | 29-6 | 15-3 | 1st | NCAA - First Round |
| 2017-18 | NC State | 21-12 | 11-7 | T - 3rd | NCAA - First Round |
| 2018-19 | NC State | 24-12 | 9-9 | 8th | NIT - Quarterfinals |
| 2019-20 | NC State | 20-12 | 10-10 | | |
| 2020-21 | NC State | 6-2 | 2-1 | | |
| TOTALS | 6 seasons | 143-66 | 73-40 | | |

KEATTS' RECORD vs. DIVISION I TEAMS

| TEAM | RECORD | PCT. | MINNESOTA | 0-1 | .000 |
|------------------------|--------|-------|----------------------|-----|-------|
| Alcorn State | 1-0 | 1.000 | Mount St. Mary's | 1-0 | 1.000 |
| Appalachian State | 1-0 | 1.000 | North Carolina | 2-5 | .286 |
| Arizona | 1-0 | 1.000 | North Florida | 1-0 | 1.000 |
| Auburn | 1-1 | .500 | Northeastern | 6-2 | .750 |
| Boston College | 4-2 | .667 | Northern Iowa | 0-1 | .000 |
| Bryant | 1-0 | 1.000 | Notre Dame | 3-1 | .750 |
| Campbell | 3-1 | .750 | Ohio | 0-1 | .000 |
| Charleston Southern | 2-0 | 1.000 | Old Dominion | 0-1 | .000 |
| The Citadel | 1-0 | 1.000 | Penn State | 2-0 | 1.000 |
| Clemson | 4-4 | .500 | Pitt | 5-0 | 1.000 |
| College of Charleston | 8-1 | .889 | Presbyterian | 1-0 | 1.000 |
| Davidson | 0-1 | .000 | Radford | 1-1 | .500 |
| Delaware | 6-1 | .857 | Robert Morris | 1-0 | 1.000 |
| Detroit Mercy | 1-0 | 1.000 | Saint Louis | 0-1 | .000 |
| Drexel | 5-1 | .833 | Saint Peter's | 1-0 | 1.000 |
| Duke | 2-3 | .400 | Sam Houston State | 0-1 | .000 |
| East Carolina | 2-1 | .667 | Seton Hall | 0-1 | .000 |
| East Tennessee State | 2-0 | 1.000 | South Carolina State | 1-0 | 1.000 |
| Eastern Kentucky | 2-0 | 1.000 | St. Bonaventure | 1-0 | 1.000 |
| Elon | 4-2 | .667 | St. Francis Brooklyn | 1-0 | 1.000 |
| Evansville | 1-0 | 1.000 | Syracuse | 3-0 | 1.000 |
| FIU | 1-0 | 1.000 | Tennessee | 0-1 | .000 |
| Florida State | 1-2 | .333 | Toledo | 1-0 | 1.000 |
| Georgetown | 0-1 | .000 | Towson | 5-1 | .833 |
| Georgia Tech | 0-4 | .000 | UMass Lowell | 1-0 | 1.000 |
| Harvard | 1-0 | 1.000 | UMKC | 2-0 | 1.000 |
| Hofstra | 6-2 | .750 | UNCA | 1-0 | 1.000 |
| Jacksonville | 1-0 | 1.000 | UNCG | 2-1 | .667 |
| James Madison | 6-0 | 1.000 | USC Upstate | 1-0 | 1.000 |
| Liberty | 1-0 | 1.000 | Utah Valley | 1-0 | 1.000 |
| Lipscomb | 0-1 | .000 | Vanderbilt | 1-0 | 1.000 |
| Little Rock | 1-0 | 1.000 | Virginia | 1-4 | .200 |
| Louisville | 1-3 | .250 | Virginia Tech | 0-2 | .000 |
| Loyola Maryland | 1-0 | 1.000 | VMI | 2-0 | 1.000 |
| Maine | 1-0 | 1.000 | Wake Forest | 5-1 | .833 |
| Maryland Eastern Shore | 1-0 | 1.000 | Western Carolina | 1-0 | 1.000 |
| Memphis | 0-1 | .000 | Western Michigan | 2-0 | 1.000 |
| Mercer | 1-0 | 1.000 | William & Mary | 3-4 | .429 |
| Miami | 3-1 | .750 | Wisconsin | 1-1 | .500 |
| Middle Tennessee | 0-1 | .000 | | | |



DJ FUNDERBURK

FORWARD • SENIOR • 6-10 • 225 LBS.
 CLEVELAND, OHIO
 HARGRAVE MILITARY ACADEMY (NORTHWEST FLORIDA STATE)

SEASON STATS



NOTING FUNDERBURK

- Has scored 20+ points in back-to-back games for the first time in his career (12/30 vs. BC and 1/5 @ Clemson)
- Career FG% of 58.9% is best in program history
- One of the top returning big men in the ACC
- Team's leading returning scorer (12.8) and rebounder (6.1) from last season
- Shot 60.9 percent from the field as a junior which ranks as the third-best single season shooting mark in program history
- In ACC-only games, led team with 13.4 points per game average
- Finished 10th in the ACC in offensive rebounding with a 2.37 per game average

2020-21 GAME-BY-GAME STATS

| Date | Opponent | ST | MIN | FG-FGA | Pct. | 3FG-FGA | Pct. | FT-FTA | Pct. | O-D-T | PF | A | TO | BLK | STL | PTS |
|-------|-----------------------|----|-----|--------|------|---------|-------|--------|-------|-------|----|---|----|-----|-----|-----|
| 11/25 | Charleston Southern * | | 21 | 4-7 | .571 | 0-1 | .000 | 2-2 | 1.000 | 1-1-2 | 2 | 0 | 2 | 0 | 1 | 10 |
| 11/27 | North Florida * | | 20 | 4-6 | .667 | 0-2 | .000 | 3-3 | 1.000 | 1-3-4 | 2 | 0 | 0 | 0 | 0 | 11 |
| 12/3 | vs. UMass Lowell | | 18 | 2-4 | .500 | 0-1 | .000 | 0-1 | .000 | 1-3-4 | 2 | 0 | 1 | 1 | 0 | 4 |
| 12/17 | at Saint Louis | | | | | | | | | | | | | | | |
| 12/19 | Campbell | | | | | | | | | | | | | | | |
| 12/22 | North Carolina | | | | | | | | | | | | | | | |
| 12/30 | Boston College | | 30 | 8-10 | .800 | 0-1 | .000 | 5-6 | .833 | 3-2-5 | 4 | 0 | 4 | 0 | 1 | 21 |
| 1/5 | at Clemson | | 27 | 5-8 | .625 | 1-1 | 1.000 | 9-9 | 1.000 | 4-3-7 | 0 | 0 | 1 | 0 | 1 | 20 |
| 1/9 | Miami | | | | | | | | | | | | | | | |
| 1/13 | at Florida State | | | | | | | | | | | | | | | |
| 1/16 | Georgia Tech | | | | | | | | | | | | | | | |
| 1/20 | at Virginia | | | | | | | | | | | | | | | |
| 1/23 | at North Carolina | | | | | | | | | | | | | | | |
| 1/27 | Wake Forest | | | | | | | | | | | | | | | |
| 1/31 | at Syracuse | | | | | | | | | | | | | | | |
| 2/3 | Virginia | | | | | | | | | | | | | | | |
| 2/6 | at Boston College | | | | | | | | | | | | | | | |
| 2/9 | Syracuse | | | | | | | | | | | | | | | |
| 2/13 | Duke | | | | | | | | | | | | | | | |
| 2/17 | at Pitt | | | | | | | | | | | | | | | |
| 2/20 | at Wake Forest | | | | | | | | | | | | | | | |
| 2/28 | Pitt | | | | | | | | | | | | | | | |
| 3/3 | at Notre Dame | | | | | | | | | | | | | | | |
| 3/6 | Virginia Tech | | | | | | | | | | | | | | | |

FUNDERBURK'S SINGLE-GAME BESTS

POINTS
 Season.....21, vs. Boston College (12/30/20)
 ACC.....21 (2x), last vs. Boston College (12/30/20)
 Career.....22, vs. Appalachian State (12/29/19)

REBOUNDS
 Season.....7, at Clemson (1/5/21)
 ACC.....11, vs. Clemson (1/18/20)
 Career.....11, vs. Clemson (1/18/20)

FG MADE
 Season.....8, vs. Boston College (12/30/20)
 ACC.....8, vs. Boston College (12/30/20)
 Career.....10, vs. Appalachian State (12/29/19)

FG ATTEMPTED
 Season.....10, vs. Boston College (12/30/20)
 ACC.....15, vs. Duke (2/19/20)
 Career.....15, vs. Duke (2/19/20)

3FG MADE
 Season.....1, at Clemson (1/5/21)
 ACC.....1 (6x), last at Clemson (1/5/21)
 Career.....1 (12x), last at Clemson (1/5/21)

3FG ATTEMPTED
 Season.....2, vs. North Florida (11/27/20)
 ACC.....3, vs. Wake Forest (12/7/19)
 Career.....3, vs. Wake Forest (12/7/19)

FT MADE
 Season.....9, at Clemson (1/5/21)
 ACC.....9 (3x), last at Clemson (1/5/21)
 Career.....9 (3x), last at Clemson (1/5/21)

FT ATTEMPTED
 Season.....9, at Clemson (1/5/21)
 ACC.....11, vs. Miami (1/15/20)
 Career.....12, vs. FIU (11/13/19)

ASSISTS
 Season.....2, at Notre Dame (1/19/19)
 ACC.....2, at Notre Dame (1/19/19)
 Career.....3, vs. Maryland Eastern Shore (11/30/18)

STEALS
 Season.....1 (3x), last at Clemson (1/5/21)
 ACC.....3 (2x), last vs. Duke (2/19/20)
 Career.....3 (2x), last vs. Duke (2/19/20)

BLOCKS
 Season.....1, vs. UMass Lowell (12/3/20)
 ACC.....4 (2x), last vs. Wake Forest (2/24/19)
 Career.....4 (2x), last vs. Wake Forest (2/24/19)

MINUTES
 Season.....30, vs. Boston College (12/30/20)
 ACC.....38, at Georgia Tech (1/25/20)
 Career.....38, at Georgia Tech (1/25/20)

MISCELLANEOUS CAREER STATS

Games with 10+ points.....41
 Games with 20+ points.....4
 Games with 10+ rebounds.....1
 Games with 3+ assists.....1
 Games with 2+ steals.....12
 Games with 2+ blocks.....17
 Double-Doubles.....1
 Games led NCSU in points.....11
 Games led NCSU in rebounds.....15
 Games led NCSU in assists.....0
 Games led NCSU in steals.....12
 Games led NCSU in blocks.....21

FUNDERBURK'S CAREER STATS

| Year | GP-GS | Min | Avg | FG-FGA | Pct | 3FG-FGA | Pct | FT-FTA | Pct | Off-Def | Tot-Avg | PF-FO | A | TO | Blk | Stl | Pts | Avg |
|---------|-------|------|------|---------|------|---------|------|---------|------|---------|---------|-------|----|----|-----|-----|-----|------|
| 2018-19 | 36-1 | 716 | 19.9 | 107-194 | .552 | 7-26 | .269 | 95-121 | .785 | 75-77 | 152-4.2 | 105-4 | 16 | 36 | 38 | 19 | 316 | 8.8 |
| 2019-20 | 30-15 | 778 | 25.9 | 142-233 | .609 | 4-18 | .222 | 95-125 | .760 | 71-113 | 184-6.1 | 89-4 | 8 | 43 | 24 | 27 | 383 | 12.8 |
| 2020-21 | 5-2 | 115 | 23.1 | 23-35 | .657 | 1-6 | .167 | 19-21 | .905 | 10-12 | 22-4.4 | 10-0 | 0 | 8 | 1 | 3 | 66 | 13.2 |
| TOTALS | 71-18 | 1609 | 22.7 | 272-462 | .589 | 12-50 | .240 | 209-267 | .783 | 156-202 | 358-5.0 | 204-8 | 24 | 87 | 63 | 49 | 765 | 10.8 |



DEREON SEABRON

GUARD • FRESHMAN • 6-7 • 180 LBS.
 NORFOLK, VA.
 LAKE TAYLOR

SEASON STATS



NOTING SEABRON

- Redshirted last season
- Ranked as four-star and #102 overall recruit by 247Sports.com
- Attended Massanutten Military Academy (Woodstock, Va.) for post-grad year in 2018-19
- Helped lead the Colonels to 32-4 record as team advanced to the Final Four of National Prep Championship
- Graduated from Lake Taylor High School in Norfolk, Va.
- Was Virginia High School League Class 4A Player of the Year in 2017-18
- Led Titans to Class 4 State title, the first in program history, scoring 24 points and grabbing 9 rebounds in double-overtime win in the state championship game
- Averaged 22.5 points and 11 rebounds per game as a senior

2020-21 GAME-BY-GAME STATS

| Date | Opponent | ST | MIN | FG-FGA | Pct. | 3FG-FGA | Pct. | FT-FTA | Pct. | O-D-T | PF | A | TO | BLK | STL | PTS |
|-------|---------------------|----|-----|--------|-------|---------|-------|--------|-------|-------|----|---|----|-----|-----|-----|
| 11/25 | Charleston Southern | | 15 | 3-3 | 1.000 | 0-0 | .000 | 1-2 | .500 | 0-1-1 | 1 | 2 | 1 | 0 | 1 | 7 |
| 11/27 | North Florida | | 12 | 3-5 | .600 | 1-2 | .500 | 1-1 | 1.000 | 1-2-3 | 0 | 3 | 0 | 0 | 1 | 8 |
| 12/3 | vs. UMass Lowell | | 12 | 1-2 | .500 | 1-1 | 1.000 | 2-2 | 1.000 | 0-4-4 | 1 | 0 | 1 | 0 | 1 | 5 |
| 12/17 | at Saint Louis | | 10 | 1-3 | .333 | 0-0 | .000 | 0-0 | .000 | 0-2-2 | 2 | 0 | 0 | 0 | 0 | 2 |
| 12/19 | Campbell | | 22 | 2-7 | .143 | 0-1 | .000 | 1-2 | .500 | 2-2-4 | 2 | 0 | 1 | 0 | 0 | 5 |
| 12/22 | North Carolina | | 12 | 2-7 | .286 | 0-0 | .000 | 1-2 | .500 | 4-3-7 | 2 | 1 | 2 | 1 | 1 | 5 |
| 12/30 | Boston College | | 10 | 1-1 | 1.000 | 0-0 | .000 | 0-2 | .000 | 2-1-3 | 0 | 0 | 0 | 0 | 0 | 2 |
| 1/5 | at Clemson | | 7 | 0-0 | .000 | 0-0 | .000 | 0-0 | .000 | 0-0-0 | 1 | 0 | 1 | 0 | 0 | 0 |
| 1/9 | Miami | | | | | | | | | | | | | | | |
| 1/13 | at Florida State | | | | | | | | | | | | | | | |
| 1/16 | Georgia Tech | | | | | | | | | | | | | | | |
| 1/20 | at Virginia | | | | | | | | | | | | | | | |
| 1/23 | at North Carolina | | | | | | | | | | | | | | | |
| 1/27 | Wake Forest | | | | | | | | | | | | | | | |
| 1/31 | at Syracuse | | | | | | | | | | | | | | | |
| 2/3 | Virginia | | | | | | | | | | | | | | | |
| 2/6 | at Boston College | | | | | | | | | | | | | | | |
| 2/9 | Syracuse | | | | | | | | | | | | | | | |
| 2/13 | Duke | | | | | | | | | | | | | | | |
| 2/17 | at Pitt | | | | | | | | | | | | | | | |
| 2/20 | at Wake Forest | | | | | | | | | | | | | | | |
| 2/28 | Pitt | | | | | | | | | | | | | | | |
| 3/3 | at Notre Dame | | | | | | | | | | | | | | | |
| 3/6 | Virginia Tech | | | | | | | | | | | | | | | |

SEABRON'S SINGLE-GAME BESTS

POINTS
 Season/Career 8, vs. North Florida (11/27/20)
 ACC..... 5, vs. North Carolina (12/22/20)

REBOUNDS
 Season/Career 7, vs. North Carolina (12/22/20)
 ACC..... 7, vs. North Carolina (12/22/20)

FG MADE
 Season/Career 3 (3x), last vs. North Florida (11/27/20)
 ACC..... 2, vs. North Carolina (12/22/20)

FG ATTEMPTED
 Season/Career 7 (2x), last vs. North Carolina (12/22/20)
 ACC..... 7, vs. North Carolina (12/22/20)

3FG MADE
 Season/Career 1 (2x), last vs. UMass Lowell (12/3/20)
 ACC.....

3FG ATTEMPTED
 Season/Career 2, vs. North Florida (11/27/20)
 ACC.....

FT MADE
 Season/Career 2, vs. UMass Lowell (12/3/20)
 ACC..... 1, vs. North Carolina (12/22/20)

FT ATTEMPTED
 Season/Career 2 (5x), last vs. Boston College (12/30/20)
 ACC..... 2 (2x), last vs. Boston College (12/30/20)

ASSISTS
 Season/Career 3, vs. North Florida (11/27/20)
 ACC..... 1, vs. North Carolina (12/22/20)

STEALS
 Season/Career 1 (4x), vs. North Carolina (12/22/20)
 ACC..... 1, vs. North Carolina (12/22/20)

BLOCKS
 Season/Career 1, vs. North Carolina (12/22/20)
 ACC..... 1, vs. North Carolina (12/22/20)

MINUTES
 Season/Career 22, vs. Campbell (12/19/20)
 ACC..... 12, vs. North Carolina (12/22/20)

MISCELLANEOUS CAREER STATS

| | |
|---------------------------------|---|
| Games with 10+ points..... | 0 |
| Games with 20+ points..... | 0 |
| Games with 10+ rebounds..... | 0 |
| Games with 3+ assists..... | 1 |
| Games with 2+ steals..... | 0 |
| Games with 2+ blocks..... | 0 |
| Double-Doubles..... | 0 |
| Games led NCSU in points..... | 0 |
| Games led NCSU in rebounds..... | 1 |
| Games led NCSU in assists..... | 0 |
| Games led NCSU in steals..... | 0 |
| Games led NCSU in blocks..... | 0 |

SEABRON'S CAREER STATS

| Year | GP-GS | Min | Avg | FG-FGA | Pct | 3FG-FGA | Pct | FT-FTA | Pct | Off-Def | Tot-Avg | PF-FO | A | TO | Blk | Stl | Pts | Avg |
|---------|-------|-----|------|--------|------|---------|------|--------|------|---------|---------|-------|---|----|-----|-----|-----|-----|
| 2020-21 | 8-0 | 101 | 12.6 | 13-28 | .464 | 2-4 | .500 | 6-11 | .545 | 9-15 | 24-3.4 | 9-0 | 6 | 6 | 1 | 4 | 34 | 4.3 |



2 SHAKEEL MOORE

GUARD • FRESHMAN • 6-1 • 180 LBS.
GREENSBORO, N.C.
MORAVIAN PREP

SEASON STATS



NOTING MOORE

- Named ACC Freshman of the Week on 12/28 after his 17-point performance in the win over #17 North Carolina on 12/22
- Four-star recruit by Rivals
- Top-150 recruit in class by 247Sports and Rivals
- Ranked as the No. 5 prospect in the state of North Carolina by the Charlotte Observer
- Attended Moravian Prep in Hickory, N.C. for senior season, playing with fellow signee Josh Hall
- Attended Piedmont Classical high school in Browns Summit, N.C. for three years
- Led Bobcats to three consecutive Carolina's Athletic Association for Schools of Choice (CAASC) State Titles
- Averaged 15.1 points, 3.4 rebounds, 2.8 assists and 2.7 steals per game in 2018-19 season for Piedmont Classical

2020-21 GAME-BY-GAME STATS

| Date | Opponent | ST | MIN | FG-FGA | Pct. | 3FG-FGA | Pct. | FT-FTA | Pct. | O-D-T | PF | A | TO | BLK | STL | PTS |
|-------|---------------------|----|------|--------|------|---------|------|--------|--------|-------|----|---|----|-----|-----|-----|
| 11/25 | Charleston Southern | 15 | 4-9 | .444 | 1-3 | .333 | 0-4 | .000 | 1-2-3 | 2 | 0 | 0 | 0 | 0 | 4 | 9 |
| 11/27 | North Florida | 12 | 1-2 | .500 | 0-1 | .000 | 0-0 | .000 | 0-1-1 | 2 | 0 | 1 | 0 | 0 | 0 | 2 |
| 12/3 | vs. UMass Lowell | 17 | 1-4 | .250 | 0-2 | .000 | 0-0 | .000 | 0-1-1 | 2 | 2 | 1 | 0 | 0 | 1 | 2 |
| 12/17 | at Saint Louis | 14 | 2-4 | .500 | 0-1 | .000 | 1-2 | .500 | 1-0-1 | 3 | 3 | 0 | 0 | 0 | 3 | 5 |
| 12/19 | Campbell | 18 | 3-5 | .600 | 2-2 | 1.000 | 0-0 | .000 | 0-5-5 | 3 | 2 | 3 | 0 | 0 | 2 | 8 |
| 12/22 | North Carolina | 15 | 6-11 | .545 | 3-4 | .750 | 2-3 | .667 | 0-1-1 | 2 | 0 | 0 | 0 | 0 | 2 | 17 |
| 12/30 | Boston College | 26 | 5-8 | .625 | 1-3 | .333 | 1-2 | .500 | 0-2-2 | 2 | 2 | 4 | 0 | 0 | 4 | 12 |
| 1/5 | at Clemson | 32 | 2-6 | .333 | 2-4 | .500 | 1-2 | .500 | 2-8-10 | 1 | 3 | 2 | 2 | 0 | 0 | 7 |
| 1/9 | Miami | | | | | | | | | | | | | | | |
| 1/13 | at Florida State | | | | | | | | | | | | | | | |
| 1/16 | Georgia Tech | | | | | | | | | | | | | | | |
| 1/20 | at Virginia | | | | | | | | | | | | | | | |
| 1/23 | at North Carolina | | | | | | | | | | | | | | | |
| 1/27 | Wake Forest | | | | | | | | | | | | | | | |
| 1/31 | at Syracuse | | | | | | | | | | | | | | | |
| 2/3 | Virginia | | | | | | | | | | | | | | | |
| 2/6 | at Boston College | | | | | | | | | | | | | | | |
| 2/9 | Syracuse | | | | | | | | | | | | | | | |
| 2/13 | Duke | | | | | | | | | | | | | | | |
| 2/17 | at Pitt | | | | | | | | | | | | | | | |
| 2/20 | at Wake Forest | | | | | | | | | | | | | | | |
| 2/28 | Pitt | | | | | | | | | | | | | | | |
| 3/3 | at Notre Dame | | | | | | | | | | | | | | | |
| 3/6 | Virginia Tech | | | | | | | | | | | | | | | |

MOORE'S SINGLE-GAME BESTS

POINTS
Season/Career17, vs. North Carolina (12/22/20)
ACC.....17, vs. North Carolina (12/22/20)

REBOUNDS
Season/Career10, at Clemson (1/5/21)
ACC.....10, at Clemson (1/5/21)

FG MADE
Season/Career6, vs. North Carolina (12/22/20)
ACC.....6, vs. North Carolina (12/22/20)

FG ATTEMPTED
Season/Career11, vs. North Carolina (12/22/20)
ACC.....11, vs. North Carolina (12/22/20)

3FG MADE
Season/Career3, vs. North Carolina (12/22/20)
ACC.....3, vs. North Carolina (12/22/20)

3FG ATTEMPTED
Season/Career4 (2x), last at Clemson (1/5/21)
ACC.....4 (2x), last at Clemson (1/5/21)

FT MADE
Season/Career2, vs. North Carolina (12/22/20)
ACC.....2, vs. North Carolina (12/22/20)

FT ATTEMPTED
Season/Career4, vs. Charleston Southern (11/25/20)
ACC.....3, vs. North Carolina (12/22/20)

ASSISTS
Season/Career3 (2x), last at Clemson (1/5/21)
ACC.....3, at Clemson (1/5/21)

STEALS
Season/Career ...4 (2x), last vs. Boston College (12/30/20)
ACC.....4, vs. Boston College (12/30/20)

BLOCKS
Season/Career2, at Clemson (1/5/21)
ACC.....2, at Clemson (1/5/21)

MINUTES
Season/Career33, at Clemson (1/5/21)
ACC.....33, at Clemson (1/5/21)

MISCELLANEOUS CAREER STATS

| | |
|---------------------------------|---|
| Games with 10+ points..... | 2 |
| Games with 20+ points..... | 0 |
| Games with 10+ rebounds..... | 1 |
| Games with 3+ assists..... | 2 |
| Games with 2+ steals..... | 5 |
| Games with 2+ blocks..... | 1 |
| Double-Doubles..... | 0 |
| Games led NCSU in points..... | 0 |
| Games led NCSU in rebounds..... | 1 |
| Games led NCSU in assists..... | 2 |
| Games led NCSU in steals..... | 3 |
| Games led NCSU in blocks..... | 1 |

MOORE'S CAREER STATS

| Year | GP-GS | Min | Avg | FG-FGA | Pct | 3FG-FGA | Pct | FT-FTA | Pct | Off-Def | Tot-Avg | PF-FO | A | TO | Bik | Stl | Pts | Avg |
|---------|-------|-----|------|--------|------|---------|------|--------|------|---------|---------|-------|----|----|-----|-----|-----|-----|
| 2020-21 | 8-0 | 147 | 18.4 | 24-49 | .490 | 9-20 | .450 | 5-13 | .385 | 4-20 | 24-3.0 | 17-0 | 12 | 11 | 2 | 16 | 62 | 7.8 |



3 CAM HAYES

GUARD • FRESHMAN • 6-3 • 175 LBS.
GREENSBORO, N.C.
GREENSBORO DAY

SEASON STATS



NOTING HAYES

- Made first career start on 1/5 at Clemson
- Scored season-best 17 points and tied season-best with 6 assists in win over UMass Lowell on 12/3
- Ranked as consensus four-star prospect
- No. 68 player nationally by 247Sports and No. 76 overall by Rivals
- Received one vote for Preseason ACC Freshman of the Year
- As a senior in high school, averaged 10.1 points per game on 56% shooting, including 36% from three-point range and 88% from the free throw line
- Led Greensboro Day to 31-5 record and North Carolina Independent Schools Association Boys Basketball semifinals
- Led Greensboro Day School to 30-5 record and NCISAA Boys Basketball State Championship as a junior

2020-21 GAME-BY-GAME STATS

| Date | Opponent | ST | MIN | FG-FGA | Pct. | 3FG-FGA | Pct. | FT-FTA | Pct. | O-D-T | PF | A | TO | BLK | STL | PTS |
|-------|---------------------|----|-----|--------|-------|---------|-------|--------|-------|-------|----|---|----|-----|-----|-----|
| 11/25 | Charleston Southern | | 18 | 1-5 | .200 | 0-3 | .000 | 2-2 | 1.000 | 0-0-0 | 0 | 4 | 1 | 1 | 4 | 4 |
| 11/27 | North Florida | | 19 | 6-8 | .750 | 1-2 | .500 | 0-0 | .000 | 0-0-0 | 2 | 6 | 0 | 0 | 1 | 13 |
| 12/3 | vs. UMass Lowell | | 21 | 7-12 | .583 | 3-6 | .500 | 0-0 | .000 | 0-0-0 | 1 | 6 | 1 | 0 | 1 | 17 |
| 12/17 | at Saint Louis | | | | | | | | | | | | | | | |
| 12/19 | Campbell | | | | | | | | | | | | | | | |
| 12/22 | North Carolina | | 11 | 3-3 | 1.000 | 1-1 | 1.000 | 0-0 | .000 | 0-1-1 | 0 | 1 | 2 | 0 | 0 | 7 |
| 12/30 | Boston College | | 13 | 0-3 | .000 | 0-2 | .000 | 0-0 | .000 | 2-1-3 | 1 | 2 | 3 | 0 | 1 | 0 |
| 1/5 | at Clemson | * | 24 | 3-6 | .500 | 1-2 | .500 | 1-2 | .500 | 0-2-2 | 2 | 2 | 3 | 0 | 0 | 8 |
| 1/9 | Miami | | | | | | | | | | | | | | | |
| 1/13 | at Florida State | | | | | | | | | | | | | | | |
| 1/16 | Georgia Tech | | | | | | | | | | | | | | | |
| 1/20 | at Virginia | | | | | | | | | | | | | | | |
| 1/23 | at North Carolina | | | | | | | | | | | | | | | |
| 1/27 | Wake Forest | | | | | | | | | | | | | | | |
| 1/31 | at Syracuse | | | | | | | | | | | | | | | |
| 2/3 | Virginia | | | | | | | | | | | | | | | |
| 2/6 | at Boston College | | | | | | | | | | | | | | | |
| 2/9 | Syracuse | | | | | | | | | | | | | | | |
| 2/13 | Duke | | | | | | | | | | | | | | | |
| 2/17 | at Pitt | | | | | | | | | | | | | | | |
| 2/20 | at Wake Forest | | | | | | | | | | | | | | | |
| 2/28 | Pitt | | | | | | | | | | | | | | | |
| 3/3 | at Notre Dame | | | | | | | | | | | | | | | |
| 3/6 | Virginia Tech | | | | | | | | | | | | | | | |

HAYES' SINGLE-GAME BESTS

POINTS

Season/Career 17, vs. UMass Lowell (12/3/20)
ACC..... 7, vs. North Carolina (12/22/20)

REBOUNDS

Season/Career 3, vs. Boston College (12/30/20)
ACC..... 3, vs. Boston College (12/30/20)

FG MADE

Season/Career 7, vs. UMass Lowell (12/3/20)
ACC..... 3, vs. North Carolina (12/22/20)

FG ATTEMPTED

Season/Career 12, vs. UMass Lowell (12/3/20)
ACC..... 3 (2x), last vs. Boston College (12/30/20)

3FG MADE

Season/Career 3, vs. UMass Lowell (12/3/20)
ACC..... 1, vs. North Carolina (12/22/20)

3FG ATTEMPTED

Season/Career 6, vs. UMass Lowell (12/3/20)
ACC..... 2, vs. Boston College (12/30/20)

FT MADE

Season/Career 2, vs. Charleston Southern (11/25/20)
ACC.....

FT ATTEMPTED

Season/Career 2, vs. Charleston Southern (11/25/20)
ACC.....

ASSISTS

Season/Career 6, vs. UMass Lowell (12/3/20)
ACC..... 2, vs. Boston College (12/30/20)

STEALS

Season/Career 4, vs. Charleston Southern (11/25/20)
ACC..... 1, vs. Boston College (12/30/20)

BLOCKS

Season/Career 1, vs. Charleston Southern (11/25/20)
ACC.....

MINUTES

Season/Career 21, vs. UMass Lowell (12/3/20)
ACC..... 13, vs. Boston College (12/30/20)

MISCELLANEOUS CAREER STATS

| | |
|---------------------------------|---|
| Games with 10+ points..... | 2 |
| Games with 20+ points..... | 0 |
| Games with 10+ rebounds..... | 0 |
| Games with 3+ assists..... | 3 |
| Games with 2+ steals..... | 1 |
| Games with 2+ blocks..... | 0 |
| Double-Doubles..... | 0 |
| Games led NCSU in points..... | 0 |
| Games led NCSU in rebounds..... | 0 |
| Games led NCSU in assists..... | 2 |
| Games led NCSU in steals..... | 1 |
| Games led NCSU in blocks..... | 0 |

HAYES' CAREER STATS

| Year | GP-GS | Min | Avg | FG-FGA | Pct | 3FG-FGA | Pct | FT-FTA | Pct | Off-Def | Tot-Avg | PF-FO | A | TO | Blk | Stl | Pts | Avg |
|---------|-------|-----|------|--------|------|---------|------|--------|------|---------|---------|-------|----|----|-----|-----|-----|-----|
| 2020-21 | 6-1 | 105 | 17.4 | 20-37 | .541 | 6-16 | .375 | 3-4 | .750 | 2-4 | 6-1.0 | 6-0 | 21 | 10 | 1 | 7 | 49 | 8.2 |



4 JERICOLE HELLEMS

FORWARD • JUNIOR • 6-7 • 205 LBS.
ST. LOUIS, MO.
CHAMINADE

SEASON STATS



NOTING HELLEMS

- Poured in season-best 20 points in win over Boston College on 12/30 ... At one point in second-half scored 12 consecutive points for NC State
- Averaged 9.5 points and 3.4 rebounds per game as a sophomore in 2019-20
- Finished third on team with 34 three-pointers last season
- Scored in double figures 14 times as a sophomore and led team in scoring four times
- Played at Chaminade High School in St. Louis. Finished career ranked third in school history in career points.
- Was high school teammates with Jayson Tatum at Chaminade in his freshman and sophomore seasons.

2020-21 GAME-BY-GAME STATS

| Date | Opponent | ST | MIN | FG-FGA | Pct. | 3FG-FGA | Pct. | FT-FTA | Pct. | O-D-T | PF | A | TO | BLK | STL | PTS |
|-------|---------------------|----|-----|--------|------|---------|-------|--------|-------|-------|----|---|----|-----|-----|-----|
| 11/25 | Charleston Southern | | 21 | 3-7 | .429 | 2-2 | 1.000 | 0-0 | .000 | 0-2-2 | 4 | 2 | 2 | 0 | 1 | 8 |
| 11/27 | North Florida | * | 23 | 7-12 | .583 | 1-2 | .500 | 2-2 | 1.000 | 1-2-3 | 2 | 1 | 2 | 0 | 2 | 17 |
| 12/3 | vs. UMass Lowell | * | 25 | 6-9 | .667 | 2-3 | .667 | 3-5 | .600 | 2-3-5 | 2 | 5 | 0 | 1 | 2 | 17 |
| 12/17 | at Saint Louis | * | 35 | 2-9 | .222 | 0-3 | .000 | 2-4 | .500 | 2-7-9 | 3 | 1 | 2 | 0 | 2 | 6 |
| 12/19 | Campbell | * | 34 | 7-12 | .583 | 1-3 | .333 | 4-4 | 1.000 | 2-5-7 | 3 | 5 | 3 | 0 | 0 | 19 |
| 12/22 | North Carolina | * | 34 | 0-8 | .000 | 0-3 | .000 | 1-2 | .500 | 1-4-5 | 4 | 1 | 2 | 0 | 0 | 1 |
| 12/30 | Boston College | * | 35 | 5-8 | .625 | 1-2 | .500 | 9-11 | .818 | 0-6-6 | 2 | 2 | 0 | 0 | 0 | 20 |
| 1/5 | at Clemson | * | 28 | 3-8 | .375 | 1-4 | .250 | 1-1 | 1.000 | 1-5-6 | 5 | 0 | 2 | 0 | 0 | 8 |
| 1/9 | Miami | | | | | | | | | | | | | | | |
| 1/13 | at Florida State | | | | | | | | | | | | | | | |
| 1/16 | Georgia Tech | | | | | | | | | | | | | | | |
| 1/20 | at Virginia | | | | | | | | | | | | | | | |
| 1/23 | at North Carolina | | | | | | | | | | | | | | | |
| 1/27 | Wake Forest | | | | | | | | | | | | | | | |
| 1/31 | at Syracuse | | | | | | | | | | | | | | | |
| 2/3 | Virginia | | | | | | | | | | | | | | | |
| 2/6 | at Boston College | | | | | | | | | | | | | | | |
| 2/9 | Syracuse | | | | | | | | | | | | | | | |
| 2/13 | Duke | | | | | | | | | | | | | | | |
| 2/17 | at Pitt | | | | | | | | | | | | | | | |
| 2/20 | at Wake Forest | | | | | | | | | | | | | | | |
| 2/28 | Pitt | | | | | | | | | | | | | | | |
| 3/3 | at Notre Dame | | | | | | | | | | | | | | | |
| 3/6 | Virginia Tech | | | | | | | | | | | | | | | |

HELLEMS' SINGLE-GAME BESTS

POINTS

Season.....20, vs. Boston College (12/30/20)
ACC.....20, vs. Boston College (12/30/20)
Career.....23, vs. Wisconsin (12/4/19)

REBOUNDS

Season.....9, at Saint Louis (12/17/20)
ACC.....7 (2x), last vs. Florida State (2/22/20)
Career.....9, at Saint Louis (12/17/20)

FG MADE

Season.....7 (2x), last vs. Campbell (12/19/20)
ACC.....6, vs. Pitt (2/29/20)
Career.....8, vs. Wisconsin (12/4/19)

FG ATTEMPTED

Season.....12 (2x), last vs. Campbell (12/19/20)
ACC.....14 (2x), last at Virginia Tech (1/11/20)
Career.....14 (3x), last at Virginia Tech (1/11/20)

3FG MADE

Season.....2 (2x), vs. UMass Lowell (12/3/20)
ACC.....2 (5x), last at UNC (2/25/20)
Career.....4, vs. Wisconsin (12/4/19)

3FG ATTEMPTED

Season.....4, at Clemson (1/5/21)
ACC.....7, at Virginia Tech (1/11/20)
Career.....7, at Virginia Tech (1/11/20)

FT MADE

Season.....9, vs. Boston College (12/30/20)
ACC.....9, vs. Boston College (12/30/20)
Career.....9, vs. Boston College (12/30/20)

FT ATTEMPTED

Season.....11, vs. Boston College (12/30/20)
ACC.....11, vs. Boston College (12/30/20)
Career.....11, vs. Boston College (12/30/20)

ASSISTS

Season.....5 (2x), last vs. Campbell (12/19/20)
ACC.....4, at Syracuse (2/11/20)
Career.....6, vs. Little Rock (11/23/19)

STEALS

Season.....2 (3x), last at Saint Louis (12/17/20)
ACC.....3, vs. Pitt (3/11/20)
Career.....4, vs. Little Rock (11/23/19)

BLOCKS

Season.....1, vs. UMass Lowell (12/3/20)
ACC.....1 (8x), last vs. Duke (2/19/20)
Career.....2, vs. Loyola Maryland (12/28/18)

MINUTES

Season.....35 (2x), last vs. Boston College (12/30/20)
ACC.....36, at Virginia Tech (1/11/20)
Career.....36, at Virginia Tech (1/11/20)

MISCELLANEOUS CAREER STATS

| | |
|---------------------------------|----|
| Games with 10+ points..... | 25 |
| Games with 20+ points..... | 2 |
| Games with 10+ rebounds..... | 0 |
| Games with 3+ assists..... | 6 |
| Games with 2+ steals..... | 11 |
| Games with 2+ blocks..... | 1 |
| Double-Doubles..... | 0 |
| Games led NCSU in points..... | 6 |
| Games led NCSU in rebounds..... | 5 |
| Games led NCSU in assists..... | 1 |
| Games led NCSU in steals..... | 6 |
| Games led NCSU in blocks..... | 4 |

HELLEMS' CAREER STATS

| Year | GP-GS | Min | Avg | FG-FGA | Pct | 3FG-FGA | Pct | FT-FTA | Pct | Off-Def | Tot-Avg | PF-FO | A | TO | Blk | Stl | Pts | Avg |
|---------|-------|------|------|---------|------|---------|------|---------|------|---------|---------|-------|----|----|-----|-----|-----|------|
| 2018-19 | 36-0 | 491 | 13.6 | 71-184 | .386 | 22-69 | .319 | 27-36 | .750 | 34-57 | 91-2.5 | 66-1 | 24 | 36 | 10 | 13 | 191 | 5.3 |
| 2019-20 | 31-17 | 791 | 25.5 | 103-255 | .404 | 34-103 | .330 | 53-68 | .779 | 41-65 | 106-3.4 | 89-1 | 32 | 42 | 8 | 20 | 293 | 9.5 |
| 2020-21 | 8-7 | 234 | 29.3 | 33-73 | .452 | 8-22 | .364 | 22-29 | .759 | 9-34 | 43-5.4 | 25-1 | 17 | 13 | 1 | 7 | 96 | 12.0 |
| TOTALS | 75-24 | 1517 | 20.2 | 207-512 | .404 | 64-194 | .330 | 102-133 | .767 | 84-156 | 240-3.2 | 180-3 | 73 | 91 | 19 | 40 | 580 | 7.7 |



5 THOMAS ALLEN

GUARD • JUNIOR • 6-1 • 180 LBS.
 RALEIGH, N.C.
 BREWSTER ACADEMY (NEBRASKA)

SEASON STATS



NOTING ALLEN

- Has started every game this season and has recored at least 2 steals in 5 of 8 games
- Sat out 2019-20 season as a transfer from Nebraska
- Averaged 8.7 points per game as a sophomore for the Cornhuskers. Also averaged 2.0 assists and 1.3 steals per game. Ranked eighth in the Big Ten in steals per game
- Originally signed with NC State in fall of 2016, but was released from NLI after Kevin Keatts became head coach. After two years at Nebraska, Allen chose to comeback to his hometown and transferred to NC State
- Was top-100 prospect in Class of 2017
- As a senior in high school helped lead Brewster Academy to 33-0 record and National Prep Championship
- Played at Garner High School in Raleigh in first three years of high school. Led Garner to North Carolina 4A State Championship as a sophomore in 2015

2020-21 GAME-BY-GAME STATS

| Date | Opponent | ST | MIN | FG-FGA | Pct. | 3FG-FGA | Pct. | FT-FTA | Pct. | O-D-T | PF | A | TO | BLK | STL | PTS |
|-------|---------------------|----|-----|--------|------|---------|-------|--------|-------|-------|----|---|----|-----|-----|-----|
| 11/25 | Charleston Southern | * | 18 | 2-5 | .400 | 1-3 | .333 | 0-0 | .000 | 0-0-0 | 1 | 0 | 1 | 0 | 2 | 5 |
| 11/27 | North Florida | * | 17 | 2-4 | .500 | 2-2 | 1.000 | 0-0 | .000 | 0-1-1 | 0 | 0 | 1 | 0 | 1 | 6 |
| 12/3 | vs. UMass Lowell | * | 20 | 3-7 | .429 | 3-4 | .750 | 0-0 | .000 | 1-2-3 | 2 | 0 | 1 | 0 | 1 | 9 |
| 12/17 | at Saint Louis | * | 34 | 2-9 | .222 | 2-4 | .500 | 2-2 | 1.000 | 0-1-1 | 1 | 1 | 0 | 0 | 2 | 8 |
| 12/19 | Campbell | * | 27 | 2-7 | .286 | 1-5 | .200 | 0-1 | .000 | 1-3-4 | 0 | 1 | 3 | 0 | 2 | 5 |
| 12/22 | North Carolina | * | 25 | 2-5 | .400 | 0-1 | .000 | 2-2 | 1.000 | 1-3-4 | 3 | 1 | 2 | 0 | 0 | 6 |
| 12/30 | Boston College | * | 29 | 3-6 | .500 | 2-5 | .400 | 0-0 | .000 | 2-4-6 | 0 | 3 | 1 | 0 | 2 | 8 |
| 1/5 | at Clemson | * | 28 | 1-4 | .250 | 0-3 | .000 | 0-2 | .000 | 0-1-1 | 3 | 2 | 1 | 0 | 2 | 2 |
| 1/9 | Miami | | | | | | | | | | | | | | | |
| 1/13 | at Florida State | | | | | | | | | | | | | | | |
| 1/16 | Georgia Tech | | | | | | | | | | | | | | | |
| 1/20 | at Virginia | | | | | | | | | | | | | | | |
| 1/23 | at North Carolina | | | | | | | | | | | | | | | |
| 1/27 | Wake Forest | | | | | | | | | | | | | | | |
| 1/31 | at Syracuse | | | | | | | | | | | | | | | |
| 2/3 | Virginia | | | | | | | | | | | | | | | |
| 2/6 | at Boston College | | | | | | | | | | | | | | | |
| 2/9 | Syracuse | | | | | | | | | | | | | | | |
| 2/13 | Duke | | | | | | | | | | | | | | | |
| 2/17 | at Pitt | | | | | | | | | | | | | | | |
| 2/20 | at Wake Forest | | | | | | | | | | | | | | | |
| 2/28 | Pitt | | | | | | | | | | | | | | | |
| 3/3 | at Notre Dame | | | | | | | | | | | | | | | |
| 3/6 | Virginia Tech | | | | | | | | | | | | | | | |

ALLEN'S SINGLE-GAME BESTS

POINTS

Season 9, vs. UMass Lowell (12/3/20)
 Career 18 (2x), last at Purdue (2/9/19)
 ACC 6, vs. North Carolina (12/22/20)

REBOUNDS

Season 6, vs. Boston College (12/30/20)
 Career 9, vs. Minnesota (2/13/19)
 ACC 6, vs. Boston College (12/30/20)

FG MADE

Season 3 (2x), vs. Boston College (12/30/20)
 Career 7, vs. Creighton (12/8/19)
 ACC 3, vs. Boston College (12/30/20)

FG ATTEMPTED

Season 9, at Saint Louis (12/17/20)
 Career 12, at Illinois (12/8/19)
 ACC 6, vs. Boston College (12/30/20)

3FG MADE

Season 3, vs. UMass Lowell (12/3/20)
 Career 5, at Purdue (2/9/19)
 ACC

3FG ATTEMPTED

Season 5 (2x), last vs. Boston College (12/30/20)
 Career 6, at Purdue (2/9/19)
 ACC 5, last vs. Boston College (12/30/20)

FT MADE

Season 2 (2x), vs. North Carolina (12/22/20)
 Career 4, vs. Illinois (12/2/18)
 ACC 2, vs. North Carolina (12/22/20)

FT ATTEMPTED

Season 2 (3x), at Clemson (1/5/21)
 Career 4 (2x), last at Iowa (1/6/19)
 ACC 2 (2x), last at Clemson (1/5/21)

ASSISTS

Season 3, vs. Boston College (12/30/20)
 Career 5 (2x), last at Penn State (2/19/19)
 ACC 3, vs. Boston College (12/30/20)

STEALS

Season 2 (5x), last at Clemson (1/5/21)
 Career 5, vs. Missouri State (11/19/18)
 ACC 2 (2x), last at Clemson (1/5/21)

BLOCKS

Season

Career 1 (6x), last vs. Northwestern (2/16/19)
 ACC

MINUTES

Season 34, at Saint Louis (12/17/20)
 Career 38, vs. Northwestern (2/16/19)
 ACC 29, vs. Boston College (12/30/20)

MISCELLANEOUS CAREER STATS

| | |
|---------------------------------|----|
| Games with 10+ points..... | 12 |
| Games with 20+ points..... | 0 |
| Games with 10+ rebounds..... | 0 |
| Games with 3+ assists..... | 11 |
| Games with 2+ steals..... | 16 |
| Games with 2+ blocks..... | 0 |
| Double-Doubles..... | 0 |
| Games led NCSU in points..... | 0 |
| Games led NCSU in rebounds..... | 1 |
| Games led NCSU in assists..... | 0 |
| Games led NCSU in steals..... | 0 |
| Games led NCSU in blocks..... | 0 |

ALLEN'S CAREER STATS

| Year | GP-GS | Min | Avg | FG-FGA | Pct | 3FG-FGA | Pct | FT-FTA | Pct | Off-Def | Tot-Avg | PF-FO | A | TO | Blk | Stl | Pts | Avg |
|-----------------------|--------------|-------------|-------------|----------------|-------------|---------------|-------------|--------------|-------------|---------------|----------------|-------------|-----------|-----------|----------|-----------|------------|------------|
| 2017-18 (at Nebraska) | 32-0 | 318 | 9.9 | 34-86 | .395 | 17-48 | .354 | 16-20 | .800 | 5-26 | 31-1.0 | 8-0 | 17 | 20 | 0 | 7 | 101 | 3.2 |
| 2018-19 (at Nebraska) | 29-25 | 874 | 30.1 | 96-220 | .436 | 36-99 | .364 | 25-29 | .862 | 10-71 | 81-2.8 | 29-0 | 59 | 29 | 6 | 38 | 253 | 8.7 |
| 2020-21 | 8-8 | 196 | 24.5 | 17-47 | .362 | 11-27 | .407 | 4-7 | .571 | 5-15 | 20-2.5 | 10-0 | 8 | 10 | 0 | 12 | 49 | 6.1 |
| TOTALS | 69-33 | 1391 | 20.2 | 147-353 | .416 | 64-174 | .368 | 45-56 | .804 | 20-112 | 132-1.9 | 47-0 | 84 | 59 | 6 | 57 | 403 | 5.8 |



10 BRAXTON BEVERLY

GUARD • SENIOR • 6-0 • 185 LBS.
HAZARD, KY.
HARGRAVE MILITARY ACADEMY

SEASON STATS



NOTING BEVERLY

- Needs three three-pointers to become fifth player in program history to hit 200
- Current career assist-to-turnover ratio of 2.46 is fourth-best in program history
- This season has a 4.0 assist-to-turnover ratio (20 assists/5 turnovers) in 174 minutes of action
- Gutted through his junior season, not missing a game despite having to battle through numerous injuries
- Averaged a career-low 7.1 points, but still led team with 50 made three-pointers.
- Was averaging 8.9 points per game and shooting 44.7% from three through first 11 games of last season when he suffered back injury against The Citadel. In final 21 games of season after injury, averaged 6.1 points and shot 33.3% from three.
- Hit 136 three-pointers through freshman and sophomore seasons. 136 are the most three-pointers by an NC State player through their sophomore season in program history
- His 3.27 assist-to-turnover ratio in 2017-18 season was the best ratio in ACC history for a freshman, seventh-highest mark by an ACC player in a single season, and third-best single season mark in program history.

2020-21 GAME-BY-GAME STATS

| Date | Opponent | ST | MIN | FG-FGA | Pct. | 3FG-FGA | Pct. | FT-FTA | Pct. | O-D-T | PF | A | TO | BLK | STL | PTS |
|-------|---------------------|----|-----|--------|------|---------|------|--------|-------|-------|----|---|----|-----|-----|--------------|
| 11/25 | Charleston Southern | * | 24 | 4-6 | .667 | 3-4 | .750 | 2-2 | 1.000 | 0-1-1 | 2 | 4 | 1 | 0 | 3 | 13 |
| 11/27 | North Florida | * | 23 | 3-4 | .750 | 2-3 | .667 | 0-0 | .000 | 0-0-0 | 0 | 4 | 0 | 0 | 2 | 8 |
| 12/3 | vs. UMass Lowell | * | 19 | 1-3 | .333 | 1-3 | .333 | 0-0 | .000 | 0-0-0 | 2 | 4 | 0 | 0 | 1 | 3 |
| 12/17 | at Saint Louis | * | 34 | 5-10 | .500 | 2-4 | .500 | 1-2 | .500 | 0-2-2 | 0 | 3 | 1 | 0 | 1 | 13 |
| 12/19 | Campbell | * | 30 | 2-6 | .333 | 1-4 | .250 | 0-0 | .000 | 0-1-1 | 1 | 2 | 0 | 0 | 1 | 5 |
| 12/22 | North Carolina | * | 29 | 2-5 | .400 | 2-5 | .400 | 2-6 | .333 | 0-3-3 | 2 | 3 | 3 | 0 | 4 | 8 |
| 12/30 | Boston College | * | 13 | 0-4 | .000 | 0-4 | .000 | 0-0 | .000 | 0-1-1 | 5 | 0 | 0 | 0 | 0 | 0 |
| 1/5 | at Clemson | | | | | | | | | | | | | | | DID NOT PLAY |
| 1/9 | Miami | | | | | | | | | | | | | | | |
| 1/13 | at Florida State | | | | | | | | | | | | | | | |
| 1/16 | Georgia Tech | | | | | | | | | | | | | | | |
| 1/20 | at Virginia | | | | | | | | | | | | | | | |
| 1/23 | at North Carolina | | | | | | | | | | | | | | | |
| 1/27 | Wake Forest | | | | | | | | | | | | | | | |
| 1/31 | at Syracuse | | | | | | | | | | | | | | | |
| 2/3 | Virginia | | | | | | | | | | | | | | | |
| 2/6 | at Boston College | | | | | | | | | | | | | | | |
| 2/9 | Syracuse | | | | | | | | | | | | | | | |
| 2/13 | Duke | | | | | | | | | | | | | | | |
| 2/17 | at Pitt | | | | | | | | | | | | | | | |
| 2/20 | at Wake Forest | | | | | | | | | | | | | | | |
| 2/28 | Pitt | | | | | | | | | | | | | | | |
| 3/3 | at Notre Dame | | | | | | | | | | | | | | | |
| 3/6 | Virginia Tech | | | | | | | | | | | | | | | |

BEVERLY'S SINGLE-GAME BESTS

POINTS

Season.....13 (2x), last at Saint Louis (12/17/20)
ACC.....21 (2x), last vs. Syracuse (2/13/19)
Career.....23, vs. Detroit Mercy (11/10/19)

REBOUNDS

Season.....3, vs. North Carolina (12/22/20)
ACC.....5 (3x), last at Georgia Tech (1/25/20)
Career.....5 (3x), last at Georgia Tech (1/25/20)

FG MADE

Season.....5, at Saint Louis (12/17/20)
ACC.....8, vs. North Carolina (1/8/19)
Career.....8, vs. North Carolina (1/8/19)

FG ATTEMPTED

Season.....10, at Saint Louis (12/17/20)
ACC.....14 (2x), last at North Carolina (1/8/19)
Career.....14 (2x), last vs. North Carolina (1/8/19)

3FG MADE

Season.....3, vs. Charleston Southern (11/25/20)
ACC.....5 (4x), last at Pittsburgh (2/9/19)
Career.....6, vs. Detroit Mercy (11/10/19)

3FG ATTEMPTED

Season.....5, vs. North Carolina (12/22/20)
ACC.....14, at Pittsburgh (1/24/18)
Career.....14, at Pittsburgh (1/24/18)

FT MADE

Season.....2 (2x), last vs. North Carolina (12/22/20)
ACC.....9, vs. Syracuse (2/13/19)
Career.....9, vs. Syracuse (2/13/19)

FT ATTEMPTED

Season.....6, vs. North Carolina (12/22/20)
ACC.....9, vs. Syracuse (2/13/19)
Career.....9 (2x), last vs. Syracuse (2/13/19)

ASSISTS

Season.....4 (3x), vs. UMass Lowell (12/3/20)
ACC.....9, vs. Wake Forest (1/18/18)
Career.....11, vs. Jacksonville (12/22/17)

STEALS

Season.....4, vs. North Carolina (12/22/20)
ACC.....4, vs. North Carolina (12/22/20)
Career.....4, vs. North Carolina (12/22/20)

BLOCKS

Season.....1, at Wake Forest (12/7/19)
ACC.....1, at Wake Forest (12/7/19)
Career.....1 (2x), last at Wake Forest (12/7/19)

MINUTES

Season.....34, at Saint Louis (12/17/20)
ACC.....42, vs. Boston College (2/20/19)
Career.....42, vs. Boston College (2/20/19)

MISCELLANEOUS CAREER STATS

| | |
|---------------------------------|----|
| Games with 10+ points..... | 39 |
| Games with 20+ points..... | 4 |
| Games with 10+ rebounds..... | 0 |
| Games with 3+ assists..... | 45 |
| Games with 2+ steals..... | 24 |
| Games with 2+ blocks..... | 0 |
| Double-Doubles..... | 1 |
| Games led NCSU in points..... | 7 |
| Games led NCSU in rebounds..... | 0 |
| Games led NCSU in assists..... | 24 |
| Games led NCSU in steals..... | 3 |
| Games led NCSU in blocks..... | 0 |

BEVERLY'S CAREER STATS

| Year | GP-GS | Min | Avg | FG-FGA | Pct | 3FG-FGA | Pct | FT-FTA | Pct | Off-Def | Tot-Avg | PF-FO | A | TO | Blk | Stl | Pts | Avg |
|---------------|---------------|-------------|-------------|----------------|-------------|----------------|-------------|----------------|-------------|---------------|----------------|--------------|------------|------------|----------|-----------|------------|------------|
| 2017-18 | 31-26 | 1003 | 32.4 | 97-248 | .391 | 60-156 | .385 | 40-49 | .816 | 18-57 | 75-2.4 | 83-1 | 121 | 37 | 0 | 30 | 294 | 9.5 |
| 2018-19 | 35-29 | 1034 | 29.5 | 107-295 | .363 | 76-219 | .347 | 39-54 | .722 | 8-50 | 58-1.7 | 68-0 | 98 | 41 | 1 | 30 | 329 | 9.4 |
| 2019-20 | 32-18 | 795 | 24.9 | 77-198 | .389 | 50-134 | .373 | 23-31 | .742 | 6-44 | 50-1.6 | 58-0 | 37 | 25 | 0 | 23 | 227 | 7.1 |
| 2020-21 | 7-7 | 174 | 24.9 | 17-38 | .447 | 11-27 | .407 | 5-10 | .500 | 0-8 | 8-1.1 | 12-1 | 20 | 5 | 0 | 12 | 50 | 7.1 |
| TOTALS | 105-80 | 3007 | 28.6 | 298-779 | .383 | 197-536 | .368 | 107-144 | .743 | 32-159 | 191-1.8 | 221-2 | 266 | 108 | 1 | 95 | 900 | 8.6 |



JAYLON GIBSON

FORWARD • FRESHMAN • 6-9 • 210 LBS.
ZEBULON, N.C.
GRACE CHRISTIAN SCHOOL

SEASON STATS



NOTING GIBSON

- Ranked as one of top senior in North Carolina in Class of 2020
- Played junior and senior seasons of high school at Grace Christian School in Cary
- Averaged 16 points and 11 rebounds as a senior to lead Eagles to 21-12 record
- Averaged 15.1 points, 8.5 rebounds and 2.7 blocks per game, while shooting 64 percent from the floor as a junior

2020-21 GAME-BY-GAME STATS

| Date | Opponent | ST | MIN | FG-FGA | Pct. | 3FG-FGA | Pct. | FT-FTA | Pct. | O-D-T | PF | A | TO | BLK | STL | PTS |
|-------|---------------------|--------------|-----|--------|-------|---------|------|--------|------|-------|----|---|----|-----|-----|-----|
| 11/25 | Charleston Southern | | 9 | 1-3 | .333 | 0-1 | .000 | 0-0 | .000 | 2-1-3 | 2 | 0 | 1 | 1 | 0 | 2 |
| 11/27 | North Florida | | 8 | 1-1 | 1.000 | 0-0 | .000 | 0-2 | .000 | 1-2-3 | 0 | 0 | 0 | 0 | 0 | 2 |
| 12/3 | vs. UMass Lowell | | 7 | 2-2 | 1.000 | 0-0 | .000 | 1-4 | .250 | 1-1-2 | 1 | 0 | 1 | 0 | 1 | 5 |
| 12/17 | at Saint Louis | | 1 | 0-0 | .000 | 0-0 | .000 | 0-0 | .000 | 0-0-0 | 0 | 0 | 0 | 0 | 0 | 0 |
| 12/19 | Campbell | | 10 | 0-1 | .000 | 0-0 | .000 | 0-0 | .000 | 0-0-0 | 1 | 0 | 2 | 0 | 0 | 0 |
| 12/22 | North Carolina | | 10 | 0-1 | .000 | 0-0 | .000 | 0-0 | .000 | 0-0-0 | 1 | 0 | 0 | 0 | 0 | 0 |
| 12/30 | Boston College | | 1 | 0-0 | .000 | 0-0 | .000 | 0-0 | .000 | 0-0-0 | 0 | 0 | 1 | 0 | 0 | 0 |
| 1/5 | at Clemson | DID NOT PLAY | | | | | | | | | | | | | | |
| 1/9 | Miami | | | | | | | | | | | | | | | |
| 1/13 | at Florida State | | | | | | | | | | | | | | | |
| 1/16 | Georgia Tech | | | | | | | | | | | | | | | |
| 1/20 | at Virginia | | | | | | | | | | | | | | | |
| 1/23 | at North Carolina | | | | | | | | | | | | | | | |
| 1/27 | Wake Forest | | | | | | | | | | | | | | | |
| 1/31 | at Syracuse | | | | | | | | | | | | | | | |
| 2/3 | Virginia | | | | | | | | | | | | | | | |
| 2/6 | at Boston College | | | | | | | | | | | | | | | |
| 2/9 | Syracuse | | | | | | | | | | | | | | | |
| 2/13 | Duke | | | | | | | | | | | | | | | |
| 2/17 | at Pitt | | | | | | | | | | | | | | | |
| 2/20 | at Wake Forest | | | | | | | | | | | | | | | |
| 2/28 | Pitt | | | | | | | | | | | | | | | |
| 3/3 | at Notre Dame | | | | | | | | | | | | | | | |
| 3/6 | Virginia Tech | | | | | | | | | | | | | | | |

GIBSON'S SINGLE-GAME BESTS

POINTS

Season/Career 5, vs. UMass Lowell (12/3/20)
ACC.....

REBOUNDS

Season/Career 3 (2x), last vs. North Florida (11/27/20)
ACC.....

FG MADE

Season/Career 2, vs. UMass Lowell (12/3/20)
ACC.....

FG ATTEMPTED

Season/Career 3, vs. Charleston Southern (11/26/20)
ACC..... 1, vs. North Carolina (12/22/20)

3FG MADE

Season/Career
ACC.....

3FG ATTEMPTED

Season/Career 1, vs. Charleston Southern (11/26/20)
ACC.....

FT MADE

Season/Career 1, vs. UMass Lowell (12/3/20)
ACC.....

FT ATTEMPTED

Season/Career 4, vs. UMass Lowell (12/3/20)
ACC.....

ASSISTS

Season/Career
ACC.....

STEALS

Season/Career 1, vs. UMass Lowell (12/3/20)
ACC.....

BLOCKS

Season/Career 1, vs. Charleston Southern (11/25/20)
ACC.....

MINUTES

Season/Career ... 10 (2x), last vs. North Carolina (12/22/20)
ACC..... 10, vs. North Carolina (12/22/20)

MISCELLANEOUS CAREER STATS

| | |
|---------------------------------|---|
| Games with 10+ points..... | 0 |
| Games with 20+ points..... | 0 |
| Games with 10+ rebounds..... | 0 |
| Games with 3+ assists..... | 0 |
| Games with 2+ steals..... | 0 |
| Games with 2+ blocks..... | 0 |
| Double-Doubles..... | 0 |
| Games led NCSU in points..... | 0 |
| Games led NCSU in rebounds..... | 0 |
| Games led NCSU in assists..... | 0 |
| Games led NCSU in steals..... | 0 |
| Games led NCSU in blocks..... | 0 |

GIBSON'S CAREER STATS

| Year | GP-GS | Min | Avg | FG-FGA | Pct | 3FG-FGA | Pct | FT-FTA | Pct | Off-Def | Tot-Avg | PF-FO | A | TO | Blk | Stl | Pts | Avg |
|---------|-------|-----|-----|--------|------|---------|------|--------|------|---------|---------|-------|---|----|-----|-----|-----|-----|
| 2020-21 | 7-0 | 46 | 6.6 | 4-8 | .500 | 0-1 | .000 | 1-6 | .167 | 4-4 | 8-1.1 | 5-0 | 0 | 5 | 1 | 1 | 9 | 1.3 |



12 CHASE GRAHAM

GUARD • SOPHOMORE • 6-1 • 170 LBS.
 RALEIGH, N.C.
 ATHENS DRIVE

SEASON STATS



NOTING GRAHAM

- Appeared in 13 games last season and Pack was 13-0 when he entered the lineup
- Put up five points in one minute in the Pack's win vs. Wake Forest on 3/6/20, including a steal that led to an easy lay-in.
- Played on varsity for two seasons at Athens Drive.
- Averaged 9.5 points per game as a senior to help lead the team to an 18-8 record and a berth in the North Carolina 4A Boys Basketball Championship.
- Named Student-Athlete of the Year in 2017-18.
- 2019 Raleigh Sports club Scholarship Recipient.

GRAHAM'S SINGLE-GAME BESTS

POINTS
 Season 3, vs. UMass Lowell (12/3/20)
 Career 5, vs. Wake Forest (3/6/20)
 ACC 5, vs. Wake Forest (3/6/20)

REBOUNDS
 Season
 Career 1, vs. The Citadel (12/22/19)
 ACC

FG MADE
 Season 1, vs. UMass Lowell (12/3/20)
 Career 1, vs. The Citadel (12/22/19)
 ACC

FG ATTEMPTED
 Season 2, vs. UMass Lowell (12/3/20)
 Career 2 (3x), vs. UMass Lowell (12/3/20)
 ACC 2, vs. Wake Forest (3/6/20)

3FG MADE
 Season 1, vs. UMass Lowell (12/3/20)
 Career 1 (3x), vs. UMass Lowell (12/3/20)
 ACC 1, last vs. Wake Forest (3/6/20)

3FG ATTEMPTED
 Season 2, vs. UMass Lowell (12/3/20)
 Career 2 (2x), vs. UMass Lowell (12/3/20)
 ACC 1, vs. Wake Forest (3/6/20)

FT MADE
 Season 2, vs. Charleston Southern (11/25/20)
 Career 2, vs. Charleston Southern (11/25/20)
 ACC

FT ATTEMPTED
 Season 2, vs. Charleston Southern (11/25/20)
 Career 2, vs. Charleston Southern (11/25/20)
 ACC

ASSISTS
 Season
 Career
 ACC

STEALS
 Season
 Career 1 (2), last vs. Wake Forest (3/6/20)
 ACC 1 (2x), vs. Wake Forest (3/6/20)

BLOCKS
 Season
 Career
 ACC

MINUTES
 Season 3 (2x), last vs. UMass Lowell (12/3/20)
 Career 4, vs. The Citadel (12/22/19)
 ACC 2, vs. Pitt (3/11/20)

MISCELLANEOUS CAREER STATS

Games with 10+ points 0
 Games with 20+ points 0
 Games with 10+ rebounds 0
 Games with 3+ assists 0
 Games with 2+ steals 0
 Games with 2+ blocks 0
 Double-Doubles 0
 Games led NCSU in points 0
 Games led NCSU in rebounds 0
 Games led NCSU in assists 0
 Games led NCSU in steals 0
 Games led NCSU in blocks 0

2020-21 GAME-BY-GAME STATS

| Date | Opponent | ST | MIN | FG-FGA | Pct. | 3FG-FGA | Pct. | FT-FTA | Pct. | O-D-T | PF | A | TO | BLK | STL | PTS |
|-------|---------------------|----|-----|--------|------|---------|------|--------|-------|-------|----|---|----|-----|-----|-----|
| 11/25 | Charleston Southern | 3 | 0-1 | .000 | 0-1 | .000 | 2-2 | 1.000 | 0-0-0 | 0 | 0 | 0 | 0 | 0 | 0 | 2 |
| 11/27 | North Florida | 1 | 0-0 | .000 | 0-0 | .000 | 0-0 | .000 | 0-0-0 | 0 | 0 | 0 | 0 | 0 | 0 | 0 |
| 12/3 | vs. UMass Lowell | 3 | 1-2 | .500 | 1-2 | .500 | 0-0 | .000 | 0-0-0 | 1 | 0 | 0 | 0 | 0 | 0 | 3 |
| 12/17 | at Saint Louis | | | | | | | | | | | | | | | |
| 12/19 | Campbell | | | | | | | | | | | | | | | |
| 12/22 | North Carolina | | | | | | | | | | | | | | | |
| 12/30 | Boston College | | | | | | | | | | | | | | | |
| 1/5 | at Clemson | | | | | | | | | | | | | | | |
| 1/9 | Miami | | | | | | | | | | | | | | | |
| 1/13 | at Florida State | | | | | | | | | | | | | | | |
| 1/16 | Georgia Tech | | | | | | | | | | | | | | | |
| 1/20 | at Virginia | | | | | | | | | | | | | | | |
| 1/23 | at North Carolina | | | | | | | | | | | | | | | |
| 1/27 | Wake Forest | | | | | | | | | | | | | | | |
| 1/31 | at Syracuse | | | | | | | | | | | | | | | |
| 2/3 | Virginia | | | | | | | | | | | | | | | |
| 2/6 | at Boston College | | | | | | | | | | | | | | | |
| 2/9 | Syracuse | | | | | | | | | | | | | | | |
| 2/13 | Duke | | | | | | | | | | | | | | | |
| 2/17 | at Pitt | | | | | | | | | | | | | | | |
| 2/20 | at Wake Forest | | | | | | | | | | | | | | | |
| 2/28 | Pitt | | | | | | | | | | | | | | | |
| 3/3 | at Notre Dame | | | | | | | | | | | | | | | |
| 3/6 | Virginia Tech | | | | | | | | | | | | | | | |

GRAHAM'S CAREER STATS

| Year | GP-GS | Min | Avg | FG-FGA | Pct | 3FG-FGA | Pct | FT-FTA | Pct | Off-Def | Tot-Avg | PF-FO | A | TO | Blk | Stl | Pts | Avg |
|---------------|-------------|-----------|------------|-------------|-------------|------------|-------------|------------|-------------|------------|--------------|------------|----------|----------|----------|----------|-----------|------------|
| 2019-20 | 13-0 | 19 | 1.5 | 3-7 | .429 | 2-5 | .400 | 0-1 | .000 | 0-1 | 1-0.1 | 1-0 | 0 | 2 | 0 | 2 | 8 | 0.6 |
| 2020-21 | 3-0 | 7 | 2.5 | 1-3 | .333 | 1-3 | .333 | 2-2 | 1.000 | 0-0 | 0-0.0 | 1-0 | 0 | 0 | 0 | 0 | 5 | 1.7 |
| TOTALS | 16-0 | 27 | 1.7 | 4-10 | .400 | 3-8 | .375 | 2-3 | .667 | 0-1 | 1-0.1 | 2-0 | 0 | 2 | 0 | 2 | 13 | 0.8 |



15 MANNY BATES

FORWARD • SOPHOMORE • 6-11 • 230 LBS.
 FAYETTEVILLE, N.C.
 NORTHWOOD TEMPLE ACADEMY

SEASON STATS



NOTING BATES

- Only two ACC players (Wake Forest's Tim Duncan and Georgia Tech's Alvin Jones) have gotten to 100 career blocks faster than Bates (34 games) since the 1985-86 season.
- Has upped offensive aggressiveness as a sophomore. Averaging almost 8 field goal attempts per game this season after averaging only a little over three attempts a game last season as a freshman.
- Led ACC and ranked sixth in the NCAA with 2.93 blocks per game average
- Only the second player in program history to lead the ACC in blocks and the first player in program history to lead the ACC in blocks in conference games
- 83 blocks were the most by a freshman in program history, breaking the old record by 36 blocks (took him only 15 games to set record) ... 83 blocks ranks as third-most in single season in program history
- Averaged 5.1 points per game on 65.7% shooting as a freshman
- Missed senior season of high school and freshman year of college because of shoulder injuries. Went nearly 1,000 days between the last game of his junior season of high school and his NC State debut on 11/5/19 vs. Georgia Tech
- Consensus four-star recruit and ranked as the No. 78 overall player in the Class of 2018 by ESPN

2020-21 GAME-BY-GAME STATS

| Date | Opponent | ST | MIN | FG-FGA | Pct. | 3FG-FGA | Pct. | FT-FTA | Pct. | O-D-T | PF | A | TO | BLK | STL | PTS |
|-------|---------------------|----|-----|--------|-------|---------|------|--------|-------|-------|----|---|----|-----|-----|-----|
| 11/25 | Charleston Southern | * | 13 | 1-3 | .333 | 0-0 | .000 | 2-2 | 1.000 | 2-1-3 | 4 | 0 | 1 | 2 | 0 | 4 |
| 11/27 | North Florida | * | 27 | 5-9 | .556 | 0-0 | .000 | 0-0 | .000 | 4-4-8 | 1 | 2 | 0 | 5 | 1 | 10 |
| 12/3 | vs. UMass Lowell | * | 16 | 3-4 | .750 | 0-0 | .000 | 1-2 | .500 | 3-3-6 | 3 | 0 | 1 | 1 | 0 | 7 |
| 12/17 | at Saint Louis | * | 37 | 8-15 | .533 | 0-0 | .000 | 4-6 | .667 | 2-5-7 | 4 | 0 | 2 | 8 | 1 | 20 |
| 12/19 | Campbell | * | 19 | 4-5 | .800 | 0-0 | .000 | 2-2 | 1.000 | 2-4-6 | 4 | 1 | 3 | 2 | 0 | 10 |
| 12/22 | North Carolina | * | 36 | 7-11 | .636 | 0-0 | .000 | 0-0 | .000 | 3-4-7 | 3 | 0 | 0 | 5 | 0 | 14 |
| 12/30 | Boston College | * | 6 | 2-2 | 1.000 | 0-0 | .000 | 0-0 | .000 | 0-0-0 | 1 | 0 | 0 | 1 | 0 | 4 |
| 1/5 | at Clemson | * | 35 | 3-5 | .600 | 0-0 | .000 | 1-2 | .500 | 0-4-4 | 4 | 0 | 0 | 1 | 1 | 7 |
| 1/9 | Miami | | | | | | | | | | | | | | | |
| 1/13 | at Florida State | | | | | | | | | | | | | | | |
| 1/16 | Georgia Tech | | | | | | | | | | | | | | | |
| 1/20 | at Virginia | | | | | | | | | | | | | | | |
| 1/23 | at North Carolina | | | | | | | | | | | | | | | |
| 1/27 | Wake Forest | | | | | | | | | | | | | | | |
| 1/31 | at Syracuse | | | | | | | | | | | | | | | |
| 2/3 | Virginia | | | | | | | | | | | | | | | |
| 2/6 | at Boston College | | | | | | | | | | | | | | | |
| 2/9 | Syracuse | | | | | | | | | | | | | | | |
| 2/13 | Duke | | | | | | | | | | | | | | | |
| 2/17 | at Pitt | | | | | | | | | | | | | | | |
| 2/20 | at Wake Forest | | | | | | | | | | | | | | | |
| 2/28 | Pitt | | | | | | | | | | | | | | | |
| 3/3 | at Notre Dame | | | | | | | | | | | | | | | |
| 3/6 | Virginia Tech | | | | | | | | | | | | | | | |

BATES' SINGLE-GAME BESTS

POINTS

Season20, at Saint Louis (12/17/20)
 Career20, at Saint Louis (12/17/20)
 ACC.....14, vs. North Carolina (12/22/20)

REBOUNDS

Season8, vs. North Florida (11/27/20)
 Career10, vs. Pitt (2/29/20)
 ACC.....10, vs. Pitt (2/29/20)

FG MADE

Season8, at Saint Louis (12/17/20)
 Career8, at Saint Louis (12/17/20)
 ACC.....7, vs. North Carolina (12/22/20)

FG ATTEMPTED

Season15, at Saint Louis (12/17/20)
 Career15, at Saint Louis (12/17/20)
 ACC.....11, vs. North Carolina (12/22/20)

3FG MADE

Season
 Career
 ACC.....

3FG ATTEMPTED

Season
 Career
 ACC.....

FT MADE

Season4, at Saint Louis (12/17/20)
 Career4, at Saint Louis (12/17/20)
 ACC.....3, vs. Pitt (2/29/20)

FT ATTEMPTED

Season6, at Saint Louis (12/17/20)
 Career6 (2x), last at Saint Louis (12/17/20)
 ACC.....5, vs. Pitt (2/29/20)

ASSISTS

Season2, vs. North Florida (11/27/20)
 Career2, vs. North Florida (11/27/20)
 ACC.....

STEALS

Season1 (3x), last at Clemson (1/5/21)
 Career2, vs. Memphis (11/28/19)
 ACC.....1 (2x), last at Clemson (1/5/21)

BLOCKS

Season8, at Saint Louis (12/17/20)
 Career8, at Saint Louis (12/17/20)
 ACC.....5 (4x), last vs. North Carolina (12/22/20)

MINUTES

Season37, at Saint Louis (12/17/20)
 Career37, at Saint Louis (12/17/20)
 ACC.....36, vs. North Carolina (12/22/20)

MISCELLANEOUS CAREER STATS

| | |
|---------------------------------|----|
| Games with 10+ points..... | 8 |
| Games with 20+ points..... | 1 |
| Games with 10+ rebounds..... | 1 |
| Games with 3+ assists..... | 0 |
| Games with 2+ steals..... | 1 |
| Games with 2+ blocks..... | 30 |
| Double-Doubles..... | 1 |
| Games led NCSU in points..... | 1 |
| Games led NCSU in rebounds..... | 7 |
| Games led NCSU in assists..... | 0 |
| Games led NCSU in steals..... | 1 |
| Games led NCSU in blocks..... | 30 |

BATES' CAREER STATS

| Year | GP-GS | Min | Avg | FG-FGA | Pct | 3FG-FGA | Pct | FT-FTA | Pct | Off-Def | Tot-Avg | PF-FO | A | TO | Blk | Stl | Pts | Avg |
|---------|-------|-----|------|--------|------|---------|------|--------|------|---------|---------|-------|----|----|-----|-----|-----|-----|
| 2019-20 | 29-26 | 536 | 18.5 | 65-99 | .657 | 0-0 | .000 | 18-37 | .486 | 50-67 | 117-4.0 | 74-4 | 8 | 17 | 83 | 13 | 148 | 5.1 |
| 2020-21 | 8-8 | 189 | 23.7 | 33-54 | .611 | 0-0 | .000 | 10-14 | .714 | 16-25 | 41-5.1 | 24-0 | 3 | 7 | 25 | 3 | 76 | 9.5 |
| TOTALS | 37-34 | 725 | 19.6 | 98-153 | .641 | 0-0 | .000 | 28-51 | .549 | 66-92 | 158-4.3 | 98-4 | 11 | 24 | 108 | 16 | 224 | 6.1 |



21 EBENEZER DOWUONA

FORWARD • FRESHMAN • 6-11 • 235 LBS.
ACCRA, GHANA
THE HERITAGE SCHOOL

SEASON STATS



NOTING DOWUONA

- Ranked as a four-star recruit and the No. 20 center in the 2020 class by ESPN
- Played on varsity team at The Heritage School in Newnan, Ga., since eighth grade
- Led Heritage School to second consecutive Georgia Independent School Association Class AAA State Championship as a senior
- Older brother, Emmanuel, is a redshirt sophomore at Purdue

2020-21 GAME-BY-GAME STATS

| Date | Opponent | ST | MIN | FG-FGA | Pct. | 3FG-FGA | Pct. | FT-FTA | Pct. | O-D-T | PF | A | TO | BLK | STL | PTS |
|-------|---------------------|----|-----|--------|------|---------|------|--------|--------------|-------|----|---|----|-----|-----|-----|
| 11/25 | Charleston Southern | 10 | 1-2 | .500 | 0-0 | .000 | 0-0 | .000 | 0-1-1 | 1 | 0 | 0 | 0 | 0 | 0 | 2 |
| 11/27 | North Florida | 8 | 0-3 | .000 | 0-0 | .000 | 0-0 | .000 | 0-0-0 | 1 | 0 | 0 | 1 | 0 | 0 | 0 |
| 12/3 | vs. UMass Lowell | 9 | 0-2 | .000 | 0-0 | .000 | 0-0 | .000 | 1-2-3 | 0 | 0 | 0 | 0 | 0 | 0 | 0 |
| 12/17 | at Saint Louis | | | | | | | | DID NOT PLAY | | | | | | | |
| 12/19 | Campbell | | | | | | | | DID NOT PLAY | | | | | | | |
| 12/22 | North Carolina | | | | | | | | DID NOT PLAY | | | | | | | |
| 12/30 | Boston College | | | | | | | | DID NOT PLAY | | | | | | | |
| 1/5 | at Clemson | | | | | | | | DID NOT PLAY | | | | | | | |
| 1/9 | Miami | | | | | | | | DID NOT PLAY | | | | | | | |
| 1/13 | at Florida State | | | | | | | | DID NOT PLAY | | | | | | | |
| 1/16 | Georgia Tech | | | | | | | | DID NOT PLAY | | | | | | | |
| 1/20 | at Virginia | | | | | | | | DID NOT PLAY | | | | | | | |
| 1/23 | at North Carolina | | | | | | | | DID NOT PLAY | | | | | | | |
| 1/27 | Wake Forest | | | | | | | | DID NOT PLAY | | | | | | | |
| 1/31 | at Syracuse | | | | | | | | DID NOT PLAY | | | | | | | |
| 2/3 | Virginia | | | | | | | | DID NOT PLAY | | | | | | | |
| 2/6 | at Boston College | | | | | | | | DID NOT PLAY | | | | | | | |
| 2/9 | Syracuse | | | | | | | | DID NOT PLAY | | | | | | | |
| 2/13 | Duke | | | | | | | | DID NOT PLAY | | | | | | | |
| 2/17 | at Pitt | | | | | | | | DID NOT PLAY | | | | | | | |
| 2/20 | at Wake Forest | | | | | | | | DID NOT PLAY | | | | | | | |
| 2/28 | Pitt | | | | | | | | DID NOT PLAY | | | | | | | |
| 3/3 | at Notre Dame | | | | | | | | DID NOT PLAY | | | | | | | |
| 3/6 | Virginia Tech | | | | | | | | DID NOT PLAY | | | | | | | |

DOWUONA'S SINGLE-GAME BESTS

POINTS

Season/Career2, vs. Charleston Southern (11/25/20)
ACC.....

REBOUNDS

Season/Career3, vs. UMass Lowell (12/3/20)
ACC.....

FG MADE

Season/Career1, vs. Charleston Southern (11/25/20)
ACC.....

FG ATTEMPTED

Season/Career3, vs. North Florida (11/27/20)
ACC.....

3FG MADE

Season/Career
ACC.....

3FG ATTEMPTED

Season/Career
ACC.....

FT MADE

Season/Career
ACC.....

FT ATTEMPTED

Season/Career
ACC.....

ASSISTS

Season/Career
ACC.....

STEALS

Season/Career
ACC.....

BLOCKS

Season/Career1, vs. North Florida (11/27/20)
ACC.....

MINUTES

Season/Career10, vs. Charleston Southern (11/25/20)
ACC.....

MISCELLANEOUS CAREER STATS

| | |
|---------------------------------|---|
| Games with 10+ points..... | 0 |
| Games with 20+ points..... | 0 |
| Games with 10+ rebounds..... | 0 |
| Games with 3+ assists..... | 0 |
| Games with 2+ steals..... | 0 |
| Games with 2+ blocks..... | 0 |
| Double-Doubles..... | 0 |
| Games led NCSU in points..... | 0 |
| Games led NCSU in rebounds..... | 0 |
| Games led NCSU in assists..... | 0 |
| Games led NCSU in steals..... | 0 |
| Games led NCSU in blocks..... | 0 |

DOWUONA'S CAREER STATS

| Year | GP-GS | Min | Avg | FG-FGA | Pct | 3FG-FGA | Pct | FT-FTA | Pct | Off-Def | Tot-Avg | PF-FO | A | TO | Blk | Stl | Pts | Avg |
|---------|-------|-----|-----|--------|------|---------|------|--------|------|---------|---------|-------|---|----|-----|-----|-----|-----|
| 2020-21 | 3-0 | 28 | 9.2 | 1-7 | .143 | 0-0 | .000 | 0-0 | .000 | 1-3 | 4-1.3 | 2-0 | 0 | 0 | 1 | 0 | 2 | 0.7 |



22 MAX FARTHING

GUARD • SOPHOMORE • 6-7 • 210 LBS.
 RALEIGH, N.C.
 WORD OF GOD CHRISTIAN ACADEMY

SEASON STATS



NOTING FARTHING

- Saw action in 12 games as a freshman
- Scored first career point on a free throw and grabbed season-best five rebounds in win over St. Francis Brooklyn on 11/16
- Played on varsity for three seasons at Word of God Christian Academy.
- Team captain as a senior. Helped lead the Holy Rams to a 29-8 record that season.

2020-21 GAME-BY-GAME STATS

| Date | Opponent | ST | MIN | FG-FGA | Pct. | 3FG-FGA | Pct. | FT-FTA | Pct. | O-D-T | PF | A | TO | BLK | STL | PTS |
|-------|---------------------|----|-----|--------|------|---------|------|--------|-------|-------|----|---|----|-----|-----|-----|
| 11/25 | Charleston Southern | | 3 | 0-0 | .000 | 0-0 | .000 | 0-0 | .000 | 0-0-0 | 1 | 0 | 0 | 0 | 0 | 0 |
| 11/27 | North Florida | | 1 | 0-0 | .000 | 0-0 | .000 | 2-2 | 1.000 | 0-0-0 | 0 | 0 | 0 | 0 | 0 | 0 |
| 12/3 | vs. UMass Lowell | | 4 | 0-1 | .000 | 0-1 | .000 | 0-0 | .000 | 0-0-0 | 0 | 0 | 1 | 0 | 0 | 0 |
| 12/17 | at Saint Louis | | | | | | | | | | | | | | | |
| 12/19 | Campbell | | | | | | | | | | | | | | | |
| 12/22 | North Carolina | | | | | | | | | | | | | | | |
| 12/30 | Boston College | | | | | | | | | | | | | | | |
| 1/5 | at Clemson | | | | | | | | | | | | | | | |
| 1/9 | Miami | | | | | | | | | | | | | | | |
| 1/13 | at Florida State | | | | | | | | | | | | | | | |
| 1/16 | Georgia Tech | | | | | | | | | | | | | | | |
| 1/20 | at Virginia | | | | | | | | | | | | | | | |
| 1/23 | at North Carolina | | | | | | | | | | | | | | | |
| 1/27 | Wake Forest | | | | | | | | | | | | | | | |
| 1/31 | at Syracuse | | | | | | | | | | | | | | | |
| 2/3 | Virginia | | | | | | | | | | | | | | | |
| 2/6 | at Boston College | | | | | | | | | | | | | | | |
| 2/9 | Syracuse | | | | | | | | | | | | | | | |
| 2/13 | Duke | | | | | | | | | | | | | | | |
| 2/17 | at Pitt | | | | | | | | | | | | | | | |
| 2/20 | at Wake Forest | | | | | | | | | | | | | | | |
| 2/28 | Pitt | | | | | | | | | | | | | | | |
| 3/3 | at Notre Dame | | | | | | | | | | | | | | | |
| 3/6 | Virginia Tech | | | | | | | | | | | | | | | |

FARTHING'S SINGLE-GAME BESTS

POINTS

Season 2, vs. North Florida (11/27/20)
 Career 3, vs. Miami (1/15/20)
 ACC 3, vs. Miami (1/15/20)

REBOUNDS

Season
 Career 5, vs. St. Francis Brooklyn (11/16/19)
 ACC

FG MADE

Season
 Career
 ACC

FG ATTEMPTED

Season 1, vs. UMass Lowell (12/3/20)
 Career 2 (2x), last vs. The Citadel (12/22/19)
 ACC 1, vs. Miami (1/15/20)

3FG MADE

Season
 Career 1, vs. Miami (1/15/20)
 ACC 1, vs. Miami (1/15/20)

3FG ATTEMPTED

Season 1, vs. UMass Lowell (12/3/20)
 Career 2 (2x), last vs. The Citadel (12/22/19)
 ACC 1, vs. Miami (1/15/20)

FT MADE

Season 2, vs. North Florida (11/27/20)
 Career 1, vs. St. Francis Brooklyn (11/16/19)
 ACC

FT ATTEMPTED

Season 2, vs. North Florida (11/27/20)
 Career 2, vs. St. Francis Brooklyn (11/16/19)
 ACC

ASSISTS

Season
 Career
 ACC

STEALS

Season
 Career
 ACC

BLOCKS

Season
 Career
 ACC

MINUTES

Season 3, vs. Charleston Southern (11/25/20)
 Career 7, vs. St. Francis Brooklyn (11/16/19)
 ACC 2, vs. Pitt (3/11/20)

MISCELLANEOUS CAREER STATS

| | |
|---------------------------------|---|
| Games with 10+ points..... | 0 |
| Games with 20+ points..... | 0 |
| Games with 10+ rebounds..... | 0 |
| Games with 3+ assists..... | 0 |
| Games with 2+ steals..... | 0 |
| Games with 2+ blocks..... | 0 |
| Double-Doubles..... | 0 |
| Games led NCSU in points..... | 0 |
| Games led NCSU in rebounds..... | 0 |
| Games led NCSU in assists..... | 0 |
| Games led NCSU in steals..... | 0 |
| Games led NCSU in blocks..... | 0 |

FARTHING'S CAREER STATS

| Year | GP-GS | Min | Avg | FG-FGA | Pct | 3FG-FGA | Pct | FT-FTA | Pct | Off-Def | Tot-Avg | PF-FO | A | TO | Blk | Stl | Pts | Avg |
|---------------|-------------|-----------|------------|------------|-------------|------------|-------------|------------|-------------|------------|--------------|------------|----------|----------|----------|----------|----------|------------|
| 2019-20 | 12-0 | 25 | 2.1 | 1-7 | .143 | 1-7 | .143 | 1-2 | .500 | 2-4 | 6-0.5 | 3-0 | 0 | 1 | 0 | 0 | 4 | 0.3 |
| 2020-21 | 3-0 | 8 | 2.8 | 0-1 | .000 | 0-1 | .000 | 2-2 | 1.000 | 0-0 | 0-0.0 | 1-0 | 0 | 1 | 0 | 0 | 2 | 0.7 |
| TOTALS | 15-0 | 34 | 2.3 | 1-8 | .125 | 1-8 | .125 | 3-4 | .750 | 2-4 | 6-0.4 | 4-0 | 0 | 2 | 0 | 0 | 6 | 0.4 |



24 DEVON DANIELS

GUARD • SENIOR • 6-5 • 200 LBS.
BATTLE CREEK, MICH.
JUSTIN-SIENA (UTAH)

SEASON STATS



NOTING DANIELS

- Leads the team in scoring, assists and steals and is tied for the team-lead in rebounding.
- He and Georgia Tech's Jose Alvarado are the only players in the ACC to rank in the top-15 in scoring, field goal percentage, assists and steals.
- Opened the season with a career-high 29 points in addition to 10 rebounds against Charleston Southern
- Leading returner on team in assists and steals
- Ranked second on the team and eighth in the ACC with 53 steals (1.66 per game) last season
- Averaged 12.7 points and 5.3 rebounds per game last season
- Named ACC Player of the Week following Duke and Florida State games last season
- Scored career-high 25 points and added nine rebounds in win over Duke on 2/19/20
- Led team in scoring eight times, rebounding nine times, assists twice and steals 11 times in 2019-20
- Scored in double figures in 23 games, including four games with 20 or more points last season

2020-21 GAME-BY-GAME STATS

| Date | Opponent | ST | MIN | FG-FGA | Pct. | 3FG-FGA | Pct. | FT-FTA | Pct. | O-D-T | PF | A | TO | BLK | STL | PTS |
|-------|-----------------------|----|-----|--------|------|---------|------|--------|-------|---------|----|---|----|-----|-----|-----|
| 11/25 | Charleston Southern * | | 30 | 11-16 | .688 | 4-5 | .800 | 3-4 | .750 | 4-6-10 | 1 | 3 | 2 | 0 | 2 | 29 |
| 11/27 | North Florida | | 29 | 2-7 | .286 | 1-4 | .250 | 2-4 | .500 | 0-3-3 | 2 | 4 | 1 | 0 | 2 | 7 |
| 12/3 | vs. UMass Lowell | * | 27 | 7-13 | .538 | 1-5 | .200 | 3-4 | .750 | 2-2-4 | 2 | 1 | 2 | 0 | 1 | 18 |
| 12/17 | at Saint Louis | * | 35 | 5-16 | .313 | 0-6 | .000 | 5-5 | 1.000 | 0-1-1 | 5 | 3 | 2 | 1 | 3 | 15 |
| 12/19 | Campbell | * | 33 | 6-13 | .462 | 0-4 | .000 | 0-1 | .000 | 1-7-8 | 3 | 4 | 3 | 0 | 4 | 12 |
| 12/22 | North Carolina | * | 28 | 8-13 | .615 | 2-3 | .667 | 3-5 | .600 | 2-3-5 | 2 | 3 | 3 | 0 | 1 | 21 |
| 12/30 | Boston College | * | 37 | 4-12 | .333 | 1-5 | .200 | 3-5 | .600 | 0-3-3 | 2 | 7 | 3 | 0 | 3 | 12 |
| 1/5 | at Clemson | * | 45 | 6-17 | .353 | 2-5 | .400 | 4-6 | .667 | 0-10-10 | 0 | 2 | 3 | 0 | 1 | 18 |
| 1/9 | Miami | | | | | | | | | | | | | | | |
| 1/13 | at Florida State | | | | | | | | | | | | | | | |
| 1/16 | Georgia Tech | | | | | | | | | | | | | | | |
| 1/20 | at Virginia | | | | | | | | | | | | | | | |
| 1/23 | at North Carolina | | | | | | | | | | | | | | | |
| 1/27 | Wake Forest | | | | | | | | | | | | | | | |
| 1/31 | at Syracuse | | | | | | | | | | | | | | | |
| 2/3 | Virginia | | | | | | | | | | | | | | | |
| 2/6 | at Boston College | | | | | | | | | | | | | | | |
| 2/9 | Syracuse | | | | | | | | | | | | | | | |
| 2/13 | Duke | | | | | | | | | | | | | | | |
| 2/17 | at Pitt | | | | | | | | | | | | | | | |
| 2/20 | at Wake Forest | | | | | | | | | | | | | | | |
| 2/28 | Pitt | | | | | | | | | | | | | | | |
| 3/3 | at Notre Dame | | | | | | | | | | | | | | | |
| 3/6 | Virginia Tech | | | | | | | | | | | | | | | |

DANIELS' SINGLE-GAME BESTS

POINTS

Season..... 29, vs. Charleston Southern (11/25/20)
Conference..... 25, vs. Duke (2/19/20)
Career..... 29, vs. Charleston Southern (11/26/20)

REBOUNDS

Season..... 10 (2x), last at Clemson (1/5/21)
Conference..... 11, vs. Boston College (2/20/19)
Career..... 11 (3x), last vs. Appalachian State (12/29/19)

FG MADE

Season..... 11, vs. Charleston Southern (11/25/20)
Conference..... 10, at Washington (1/21/17)
Career..... 11, vs. Charleston Southern (11/26/20)

FG ATTEMPTED

Season..... 17, at Clemson (1/5/21)
Conference..... 18, vs. Boston College (2/20/19)
Career..... 18, vs. Boston College (2/20/19)

3FG MADE

Season..... 4, vs. Charleston Southern (11/25/20)
Conference..... 3 (4x), last at Miami (2/5/20)
Career..... 4, vs. Charleston Southern (11/26/20)

3FG ATTEMPTED

Season..... 6, at Saint Louis (12/17/20)
Conference..... 8, vs. Georgia Tech (3/6/19)
Career..... 8, vs. Georgia Tech (3/6/19)

FT MADE

Season..... 5, at Saint Louis (12/17/20)
Conference..... 8, vs. Duke (2/19/20)
Career..... 8 (2x), last vs. Duke (2/19/20)

FT ATTEMPTED

Season..... 6, at Clemson (1/5/21)
Conference..... 10, vs. Duke (2/19/20)
Career..... 10 (2x), last vs. Duke (2/19/20)

ASSISTS

Season..... 7, vs. Boston College (12/30/20)
Conference..... 7, vs. Boston College (12/30/20)
Career..... 7 (2x), vs. Boston College (12/30/20)

STEALS

Season..... 4, vs. Campbell (12/19/20)
Conference..... 5, vs. Boston College (2/20/19)
Career..... 5, vs. Boston College (2/20/19)

BLOCKS

Season..... 1, at Saint Louis (12/17/20)
Conference..... 3 (2x), last at Virginia Tech (1/11/20)
Career..... 3 (2x), last at Virginia Tech (1/11/20)

MINUTES

Season..... 45, at Clemson (1/5/21)
Career..... 45, at Clemson (1/5/21)
Conference..... 45, at Clemson (1/5/21)

MISCELLANEOUS CAREER STATS

| | |
|---------------------------------|----|
| Games with 10+ points..... | 59 |
| Games with 20+ points..... | 9 |
| Games with 10+ rebounds..... | 5 |
| Games with 3+ assists..... | 45 |
| Games with 2+ steals..... | 35 |
| Games with 2+ blocks..... | 9 |
| Double-Doubles..... | 5 |
| Games led NCSU in points..... | 16 |
| Games led NCSU in rebounds..... | 18 |
| Games led NCSU in assists..... | 11 |
| Games led NCSU in steals..... | 18 |
| Games led NCSU in blocks..... | 12 |

DANIELS' CAREER STATS

| Year | GP-GS | Min | Avg | FG-FGA | Pct | 3FG-FGA | Pct | FT-FTA | Pct | Off-Def | Tot-Avg | PF-FO | A | TO | Blk | Stl | Pts | Avg |
|-------------------|---------------|-------------|-------------|----------------|-------------|---------------|-------------|----------------|-------------|---------------|----------------|--------------|------------|------------|-----------|------------|-------------|-------------|
| 2016-17 (at Utah) | 29-26 | 779 | 26.9 | 113-198 | .571 | 14-35 | .400 | 46-64 | .719 | 25-108 | 133-4.6 | 63-1 | 78 | 57 | 13 | 25 | 286 | 9.9 |
| 2018-19 | 36-13 | 846 | 23.5 | 128-313 | .409 | 37-119 | .311 | 41-62 | .661 | 30-127 | 157-4.4 | 83-0 | 56 | 66 | 32 | 334 | 9.3 | |
| 2019-20 | 32-24 | 993 | 31.0 | 157-334 | .470 | 28-87 | .322 | 64-91 | .703 | 31-138 | 169-5.3 | 81-3 | 71 | 66 | 12 | 53 | 406 | 12.7 |
| 2020-21 | 8-7 | 264 | 33.0 | 49-107 | .458 | 11-37 | .297 | 23-34 | .676 | 9-34 | 43-5.4 | 17-1 | 27 | 19 | 1 | 17 | 132 | 16.5 |
| TOTALS | 105-70 | 2882 | 27.4 | 447-952 | .470 | 90-278 | .324 | 174-251 | .693 | 95-407 | 502-4.8 | 244-5 | 232 | 208 | 48 | 127 | 1158 | 11.0 |



30 NICK FARRAR

FORWARD • FRESHMAN • 6-6 • 260 LBS.
APEX, N.C.
APEX FRIENDSHIP

SEASON STATS



NOTING FARRAR

- Ranked as the No. 8 overall player in the 2020 class in the state of North Carolina by 247Sports
- Named District 5 Player of the Year by North Carolina Basketball Coaches Association as a senior
- Earned 2020 NCBCA Boys Basketball All-State team honors and HSOT All-East boys basketball first team honors
- Scored 98 points in three games of the prestigious John Wall Invitational to rank ninth all-time on the event's scoring list
- Averaged 18.9 points, 9.6 rebounds, 1.7 assists and 1.5 steals as a junior while leading Apex Friendship to its best season in program history

2020-21 GAME-BY-GAME STATS

| Date | Opponent | ST | MIN | FG-FGA | Pct. | 3FG-FGA | Pct. | FT-FTA | Pct. | O-D-T | PF | A | TO | BLK | STL | PTS |
|-------|---------------------|----|-----|--------|-------|---------|------|--------|------|-------|----|---|----|-----|-----|-----|
| 11/25 | Charleston Southern | | | | | | | | | | | | | | | |
| 11/27 | North Florida | | | | | | | | | | | | | | | |
| 12/3 | vs. UMass Lowell | 2 | | 0-0 | .000 | 0-0 | .000 | 0-0 | .000 | 0-0-0 | 0 | 0 | 0 | 0 | 0 | 0 |
| 12/17 | at Saint Louis | | | | | | | | | | | | | | | |
| 12/19 | Campbell | 7 | | 2-2 | 1.000 | 0-0 | .000 | 1-2 | .500 | 0-1-1 | 2 | 0 | 1 | 1 | 0 | 5 |
| 12/22 | North Carolina | | | | | | | | | | | | | | | |
| 12/30 | Boston College | | | | | | | | | | | | | | | |
| 1/5 | at Clemson | | | | | | | | | | | | | | | |
| 1/9 | Miami | | | | | | | | | | | | | | | |
| 1/13 | at Florida State | | | | | | | | | | | | | | | |
| 1/16 | Georgia Tech | | | | | | | | | | | | | | | |
| 1/20 | at Virginia | | | | | | | | | | | | | | | |
| 1/23 | at North Carolina | | | | | | | | | | | | | | | |
| 1/27 | Wake Forest | | | | | | | | | | | | | | | |
| 1/31 | at Syracuse | | | | | | | | | | | | | | | |
| 2/3 | Virginia | | | | | | | | | | | | | | | |
| 2/6 | at Boston College | | | | | | | | | | | | | | | |
| 2/9 | Syracuse | | | | | | | | | | | | | | | |
| 2/13 | Duke | | | | | | | | | | | | | | | |
| 2/17 | at Pitt | | | | | | | | | | | | | | | |
| 2/20 | at Wake Forest | | | | | | | | | | | | | | | |
| 2/28 | Pitt | | | | | | | | | | | | | | | |
| 3/3 | at Notre Dame | | | | | | | | | | | | | | | |
| 3/6 | Virginia Tech | | | | | | | | | | | | | | | |

FARRAR'S SINGLE-GAME BESTS

POINTS

Season/Career 5, vs. Campbell (12/19/20)
ACC.....

REBOUNDS

Season/Career 1, vs. Campbell (12/19/20)
ACC.....

FG MADE

Season/Career 2, vs. Campbell (12/19/20)
ACC.....

FG ATTEMPTED

Season/Career 2, vs. Campbell (12/19/20)
ACC.....

3FG MADE

Season/Career
ACC.....

3FG ATTEMPTED

Season/Career
ACC.....

FT MADE

Season/Career 1, vs. Campbell (12/19/20)
ACC.....

FT ATTEMPTED

Season/Career 2, vs. Campbell (12/19/20)
ACC.....

ASSISTS

Season/Career
ACC.....

STEALS

Season/Career
ACC.....

BLOCKS

Season/Career 1, vs. Campbell (12/19/20)
ACC.....

MINUTES

Season/Career 2, vs. UMass Lowell (12/3/20)
ACC.....

MISCELLANEOUS CAREER STATS

| | |
|---------------------------------|---|
| Games with 10+ points..... | 0 |
| Games with 20+ points..... | 0 |
| Games with 10+ rebounds..... | 0 |
| Games with 3+ assists..... | 0 |
| Games with 2+ steals..... | 0 |
| Games with 2+ blocks..... | 0 |
| Double-Doubles..... | 0 |
| Games led NCSU in points..... | 0 |
| Games led NCSU in rebounds..... | 0 |
| Games led NCSU in assists..... | 0 |
| Games led NCSU in steals..... | 0 |
| Games led NCSU in blocks..... | 0 |

FARRAR'S CAREER STATS

| Year | GP-GS | Min | Avg | FG-FGA | Pct | 3FG-FGA | Pct | FT-FTA | Pct | Off-Def | Tot-Avg | PF-FO | A | TO | Blk | Stl | Pts | Avg |
|---------|-------|-----|-----|--------|-------|---------|------|--------|------|---------|---------|-------|---|----|-----|-----|-----|-----|
| 2020-21 | 2-0 | 9 | 4.4 | 2-2 | 1.000 | 0-0 | .000 | 1-2 | .500 | 0-1 | 1-0.5 | 2-0 | 0 | 1 | 1 | 0 | 5 | 2.5 |



2020-21 NC State Men's Basketball Combined Team Statistics All games

Game Records

| Record | Overall | Home | Away | Neutral |
|----------------|---------|------|------|---------|
| ALL GAMES | 6-2 | 5-0 | 0-2 | 1-0 |
| CONFERENCE | 2-1 | 2-0 | 0-1 | 0-0 |
| NON-CONFERENCE | 4-1 | 3-0 | 0-1 | 1-0 |

Score by Periods

| Team | 1st | 2nd | OT | TOT |
|-----------|-----|-----|----|-----|
| NC State | 326 | 303 | 8 | 637 |
| Opponents | 244 | 271 | 12 | 527 |

Team Box Score

| No. | Player | | | | Total | | 3-Point | | F-Throw | | Rebounds | | | | | | | | PTS | AVG | | |
|------------------|-------------------|----------|-------------|------|----------------|-------------|---------------|-------------|----------------|-------------|-----------|------------|------------|-------------|------------|----------|------------|------------|-----------|-----------|------------|-------------|
| | | GP-GS | MIN | AVG | FG-FGA | FG% | 3FG-FGA | 3FG% | FT-FTA | FT% | OFF | DEF | TOT | AVG | PF | DQ | A | TO | | | BLK | STL |
| 24 | DANIELS, Devon | 8-7 | 264:14 | 33.0 | 49-107 | .458 | 11-37 | .297 | 23-34 | .676 | 9 | 34 | 43 | 5.4 | 17 | 1 | 27 | 19 | 1 | 17 | 132 | 16.5 |
| 0 | FUNDERBURK, DJ | 5-2 | 115:25 | 23.1 | 23-35 | .657 | 1-6 | .167 | 19-21 | .905 | 10 | 12 | 22 | 4.4 | 10 | 0 | 0 | 8 | 1 | 3 | 66 | 13.2 |
| 4 | HELLEMS, Jericole | 8-7 | 234:11 | 29.3 | 33-73 | .452 | 8-22 | .364 | 22-29 | .759 | 9 | 34 | 43 | 5.4 | 25 | 1 | 17 | 13 | 1 | 7 | 96 | 12.0 |
| 15 | BATES, Manny | 8-8 | 189:29 | 23.7 | 33-54 | .611 | 0-0 | .000 | 10-14 | .714 | 16 | 25 | 41 | 5.1 | 24 | 0 | 3 | 7 | 25 | 3 | 76 | 9.5 |
| 3 | HAYES, Cam | 6-1 | 104:40 | 17.4 | 20-37 | .541 | 6-16 | .375 | 3-4 | .750 | 2 | 4 | 6 | 1.0 | 6 | 0 | 20 | 10 | 1 | 7 | 49 | 8.2 |
| 2 | MOORE, Shakeel | 8-0 | 147:29 | 18.4 | 24-49 | .490 | 9-20 | .450 | 5-13 | .385 | 4 | 20 | 24 | 3.0 | 17 | 0 | 12 | 11 | 2 | 16 | 62 | 7.8 |
| 10 | BEVERLY, Braxton | 7-7 | 174:10 | 24.9 | 17-38 | .447 | 11-27 | .407 | 5-10 | .500 | 0 | 8 | 8 | 1.1 | 12 | 1 | 20 | 5 | 0 | 12 | 50 | 7.1 |
| 5 | ALLEN, Thomas | 8-8 | 196:21 | 24.5 | 17-47 | .362 | 11-27 | .407 | 4-7 | .571 | 5 | 15 | 20 | 2.5 | 10 | 0 | 8 | 10 | 0 | 12 | 49 | 6.1 |
| 1 | SEABRON, Dereon | 8-0 | 100:58 | 12.6 | 13-28 | .464 | 2-4 | .500 | 6-11 | .545 | 9 | 15 | 24 | 3.0 | 9 | 0 | 6 | 6 | 1 | 4 | 34 | 4.3 |
| 30 | FARRAR, Nick | 2-0 | 08:46 | 4.4 | 2-2 | 1.000 | 0-0 | .000 | 1-2 | .500 | 0 | 1 | 1 | 0.5 | 2 | 0 | 0 | 1 | 1 | 0 | 5 | 2.5 |
| 12 | GRAHAM, Chase | 3-0 | 07:23 | 2.5 | 1-3 | .333 | 1-3 | .333 | 2-2 | 1.000 | 0 | 0 | 0 | 0.0 | 1 | 0 | 0 | 0 | 0 | 0 | 5 | 1.7 |
| 11 | GIBSON, Jaylon | 7-0 | 45:51 | 6.6 | 4-8 | .500 | 0-1 | .000 | 1-6 | .167 | 4 | 4 | 8 | 1.1 | 5 | 0 | 0 | 5 | 1 | 1 | 9 | 1.3 |
| 21 | DOWUONA, Ebenezer | 3-0 | 27:40 | 9.2 | 1-7 | .143 | 0-0 | .000 | 0-0 | .000 | 1 | 3 | 4 | 1.3 | 2 | 0 | 0 | 0 | 1 | 0 | 2 | 0.7 |
| 22 | FARTHING, Max | 3-0 | 08:23 | 2.8 | 0-1 | .000 | 0-1 | .000 | 2-2 | 1.000 | 0 | 0 | 0 | 0.0 | 1 | 0 | 0 | 1 | 0 | 0 | 2 | 0.7 |
| Team | | | | | | | | | | | 11 | 18 | 29 | | | | | 4 | | | | |
| Total | | 8 | 1625 | | 237-489 | .485 | 60-164 | .366 | 103-155 | .665 | 80 | 193 | 273 | 34.1 | 141 | 3 | 113 | 100 | 35 | 82 | 637 | 79.6 |
| Opponents | | 8 | 1625 | | 197-454 | .434 | 43-140 | .307 | 90-138 | .652 | 90 | 202 | 292 | 36.5 | 153 | 3 | 95 | 155 | 16 | 41 | 527 | 65.9 |

Team Statistics

| | NCSU | OPP |
|------------------------|----------------|----------------|
| Scoring | 637 | 527 |
| Points per game | 79.6 | 65.9 |
| Scoring margin | +13.8 | - |
| Field goals-att | 237-489 | 197-454 |
| Field goal pct | .485 | .434 |
| 3 point fg-att | 60-164 | 43-140 |
| 3-point FG pct | .366 | .307 |
| 3-pt FG made per game | 7.5 | 5.4 |
| Free throws-att | 103-155 | 90-138 |
| Free throw pct | .665 | .652 |
| F-Throws made per game | 12.9 | 11.3 |
| Rebounds | 273 | 292 |
| Rebounds per game | 34.1 | 36.5 |
| Rebounding margin | -2.4 | - |
| Assists | 113 | 95 |
| Assists per game | 14.1 | 11.9 |
| Turnovers | 100 | 155 |
| Turnovers per game | 12.5 | 19.4 |
| Turnover margin | +6.9 | - |
| Assist/turnover ratio | 1.1 | 0.6 |
| Steals | 82 | 41 |
| Steals per game | 10.3 | 5.1 |
| Blocks | 35 | 16 |
| Blocks per game | 4.4 | 2.0 |
| Winning streak | 0 | - |
| Home win streak | 5 | - |
| Attendance | 50 | 1867 |
| Home games-Avg/Game | 5-10 | 2-934 |
| Neutral site-Avg/Game | - | 1-0 |

Team Results

| Date | Opponent | | Score | Att. |
|------------|-----------------|-----|-------|------|
| 11/25/2020 | Charleston So. | W | 95-61 | 25 |
| 11/27/2020 | North Florida | W | 86-51 | 25 |
| 12/03/2020 | vs UMass Lowell | W | 90-59 | 0 |
| 12/17/2020 | at Saint Louis | L | 69-80 | 0 |
| 12/19/2020 | Campbell | W | 69-50 | 0 |
| 12/22/2020 | North Carolina | W | 79-76 | 0 |
| 12/30/2020 | Boston College | W | 79-76 | 0 |
| 01/05/2021 | at Clemson | Lot | 70-74 | 1867 |



2020-21 NC State Men's Basketball Combined Team Statistics In Conference games

Game Records

| Record | Overall | Home | Away | Neutral |
|----------------|---------|------|------|---------|
| ALL GAMES | 2-1 | 2-0 | 0-1 | 0-0 |
| CONFERENCE | 2-1 | 2-0 | 0-1 | 0-0 |
| NON-CONFERENCE | 0-0 | 0-0 | 0-0 | 0-0 |

Score by Periods

| Team | 1st | 2nd | OT | TOT |
|-----------|-----|-----|----|-----|
| NC State | 133 | 87 | 8 | 228 |
| Opponents | 109 | 105 | 12 | 226 |

Team Box Score

| No. | Player | | | | Total | | 3-Point | | F-Throw | | Rebounds | | | | | | | | | | | |
|------------------|-------------------|----------|------------|------|---------------|-------------|--------------|-------------|--------------|-------------|-----------|-----------|------------|-------------|-----------|----------|-----------|-----------|-----------|-----------|------------|-------------|
| | | GP-GS | MIN | AVG | FG-FGA | FG% | 3FG-FGA | 3FG% | FT-FTA | FT% | OFF | DEF | TOT | AVG | PF | DQ | A | TO | BLK | STL | PTS | AVG |
| 0 | FUNDERBURK, DJ | 2-0 | 56:56 | 28.5 | 13-18 | .722 | 1-2 | .500 | 14-15 | .933 | 7 | 5 | 12 | 6.0 | 4 | 0 | 0 | 5 | 0 | 2 | 41 | 20.5 |
| 24 | DANIELS, Devon | 3-3 | 110:39 | 36.9 | 18-42 | .429 | 5-13 | .385 | 10-16 | .625 | 2 | 16 | 18 | 6.0 | 4 | 0 | 12 | 9 | 0 | 5 | 51 | 17.0 |
| 2 | MOORE, Shakeel | 3-0 | 71:42 | 23.9 | 13-25 | .520 | 6-11 | .545 | 4-7 | .571 | 2 | 11 | 13 | 4.3 | 5 | 0 | 5 | 6 | 2 | 6 | 36 | 12.0 |
| 4 | HELLEMS, Jericole | 3-3 | 96:50 | 32.3 | 8-24 | .333 | 2-9 | .222 | 11-14 | .786 | 2 | 15 | 17 | 5.7 | 11 | 1 | 3 | 4 | 0 | 0 | 29 | 9.7 |
| 15 | BATES, Manny | 3-3 | 77:19 | 25.8 | 12-18 | .667 | 0-0 | .000 | 1-2 | .500 | 3 | 8 | 11 | 3.7 | 8 | 0 | 0 | 0 | 7 | 1 | 25 | 8.3 |
| 5 | ALLEN, Thomas | 3-3 | 81:41 | 27.2 | 6-15 | .400 | 2-9 | .222 | 2-4 | .500 | 3 | 8 | 11 | 3.7 | 6 | 0 | 6 | 4 | 0 | 4 | 16 | 5.3 |
| 3 | HAYES, Cam | 3-1 | 46:54 | 15.6 | 6-12 | .500 | 2-5 | .400 | 1-2 | .500 | 2 | 4 | 6 | 2.0 | 3 | 0 | 4 | 8 | 0 | 1 | 15 | 5.0 |
| 10 | BEVERLY, Braxton | 2-2 | 42:45 | 21.4 | 2-9 | .222 | 2-9 | .222 | 2-6 | .333 | 0 | 4 | 4 | 2.0 | 7 | 1 | 3 | 3 | 0 | 4 | 8 | 4.0 |
| 1 | SEABRON, Dereon | 3-0 | 29:09 | 9.7 | 3-8 | .375 | 0-0 | .000 | 1-4 | .250 | 6 | 4 | 10 | 3.3 | 3 | 0 | 1 | 3 | 1 | 1 | 7 | 2.3 |
| 11 | GIBSON, Jaylon | 2-0 | 11:05 | 5.5 | 0-1 | .000 | 0-0 | .000 | 0-0 | .000 | 0 | 0 | 0 | 0.0 | 1 | 0 | 0 | 1 | 0 | 0 | 0 | 0.0 |
| Team | | | | | | | | | | | 2 | | 2 | | | | | 1 | | | | |
| Total | | 3 | 625 | | 81-172 | .471 | 20-58 | .345 | 46-70 | .657 | 29 | 75 | 104 | 34.7 | 52 | 2 | 34 | 44 | 10 | 24 | 228 | 76.0 |
| Opponents | | 3 | 625 | | 89-196 | .454 | 21-67 | .313 | 27-42 | .643 | 40 | 75 | 115 | 38.3 | 65 | 2 | 37 | 44 | 8 | 17 | 226 | 75.3 |

Team Statistics

| | NCSU | OPP |
|------------------------|---------------|---------------|
| Scoring | 228 | 226 |
| Points per game | 76.0 | 75.3 |
| Scoring margin | +0.7 | - |
| Field goals-att | 81-172 | 89-196 |
| Field goal pct | .471 | .454 |
| 3 point fg-att | 20-58 | 21-67 |
| 3-point FG pct | .345 | .313 |
| 3-pt FG made per game | 6.7 | 7.0 |
| Free throws-att | 46-70 | 27-42 |
| Free throw pct | .657 | .643 |
| F-Throws made per game | 15.3 | 9.0 |
| Rebounds | 104 | 115 |
| Rebounds per game | 34.7 | 38.3 |
| Rebounding margin | -3.7 | - |
| Assists | 34 | 37 |
| Assists per game | 11.3 | 12.3 |
| Turnovers | 44 | 44 |
| Turnovers per game | 14.7 | 14.7 |
| Turnover margin | 0.0 | - |
| Assist/turnover ratio | 0.8 | 0.8 |
| Steals | 24 | 17 |
| Steals per game | 8.0 | 5.7 |
| Blocks | 10 | 8 |
| Blocks per game | 3.3 | 2.7 |
| Winning streak | 0 | - |
| Home win streak | 2 | - |
| Attendance | 0 | 1867 |
| Home games-Avg/Game | 2-0 | 1-1867 |
| Neutral site-Avg/Game | - | 0-0 |

Team Results

| Date | Opponent | | Score | Att. |
|------------|----------------|-----|-------|------|
| 12/22/2020 | North Carolina | W | 79-76 | 0 |
| 12/30/2020 | Boston College | W | 79-76 | 0 |
| 01/05/2021 | at Clemson | Lot | 70-74 | 1867 |

2020-21 NC STATE MEN'S BASKETBALL TV ROSTER




0

DJ FUNDERBURK
SR - F - CLEVELAND, OH



1

DEREON SEABRON
FR - G - NORFOLK, VA



2

SHAKEEL MOORE
FR - G - GREENSBORO




3

CAM HAYES
FR - G - GREENSBORO



4

JERICOLE HELLEMS
JR - F - ST. LOUIS, MO



5

THOMAS ALLEN JR.
JR - F - RALEIGH



10

BRAXTON BEVERLY
SR - G - HAZARD, KY



11

JAYLON GIBSON
FR - F - ZEBULON



12

CHASE GRAHAM
SO - G - RALEIGH



15

MANNY BATES
SO - F - FAYETTEVILLE



21

EBENEZER DOWUONA
FR - F - ACCRA, GHANA



22

MAX FARTHING
SO - G - RALEIGH



24

DEVON DANIELS
SR - G - BATTLE CREEK, MI



30

NICK FARRAR
FR - F - APEX



KEVIN KEATTS
FOURTH SEASON