

Louisville Basketball Quick Facts

Location	Louisville, Ky. 40292
Founded / Enrollment	1798 / 22,640
Nickname / Colors	Cardinals / Red & Black
Conference	Atlantic Coast
Home Court	KFC Yum! Center (22,090)
President	Dr. Neeli Bendapudi
Vice President/Director of Athletics	Vince Tyra
Head Coach	Chris Mack (Xavier '92)
UofL Record	53-22 (third year)
Overall Record	268-119 (12th year)
Assistant Coach	Luke Murray (Fairfield '07)
Assistant Coach	Mike Pegues (Delaware '00)
Assistant Coach	Dino Gaudio (Ohio U. '81)
Dir. of Basketball Operations	Kahil Fennell (Redlands '04)
All-Time Record	1,755-934 (107th yr.) <i>(does not include 123-3 record vacated by NCAA)</i>
All-Time NCAA Tournament Record	61-40 (39 Appearances, 8 Final Fours, 2 NCAA Titles - '80, '86)
Important Phone Numbers	
Athletics Office	(502) 852-5732
Basketball Office	(502) 852-6651
Sports Information Office	(502) 852-6581
SID - Kenny Klein, cell	(502) 599-7865

2020-21 Schedule / Results #TEAM107

Date	Opponent	TV	Time (ET)
November			
Wed. 25	EVANSVILLE +	ACCN	W 79-44
Fri. 27	SETON HALL +	ESPN2	W 71-70
Sun. 29	PRAIRIE VIEW A&M	RSN	W 86-64
December			
Tues. 1	WESTERN KENTUCKY	ACCN	W 75-54
Fri. 4	UNC GREENSBORO		<i>Canceled</i>
Wed. 16	NC STATE *		<i>Postponed</i>
Sat. 19	at #12/12 Wisconsin @	ESPN2	L 85-48
Tues. 22	at Pittsburgh *	RSN	W 64-54
Sat. 26	KENTUCKY	ESPN	W 62-59
January			
Sat. 2	at Boston College *	RSN	W 76-64
Wed. 6	#19/20 VIRGINIA TECH *	ACCN	W 73-71
Sat. 9	GEORGIA TECH *		<i>Postponed</i>
Wed. 13	at Wake Forest *	ACCN	W 77-65
Sat. 16	at Miami *	ACCN	8:00 pm
Mon. 18	FLORIDA STATE *	ESPN	7:00 pm
Sat. 23	DUKE *	ESPN	4:00 pm
Sat. 30	BOSTON COLLEGE *	RSN	Noon
February			
Wed. 3	at Syracuse *	ACCN	7:00 pm
Sat. 6	at Virginia *	ESPN	4:00 pm
Wed. 10	PITTSBURGH *	ACCN	9:00 pm
Sat. 13	at Virginia Tech *	ESPN/2	Noon
Wed. 17	SYRACUSE *	ESPN2	7:00 pm
Sat. 20	at North Carolina *	ESPN	4 or 6 pm
Tues. 23	NOTRE DAME *	ACCN	8:00 pm
Sat. 27	at Duke *	ESPN	6:00 pm
March			
Wed. 3	at Clemson *	ESPN2/U	9:00 pm
Sat. 6	VIRGINIA *	ESPN/2	4:00 pm
Tues. 9-	at ACC Tournament	TBA	TBA
Sat. 13	(Greensboro Coliseum, Greensboro, N.C.)		
* ACC game			
+ Wade Houston Tipoff Classic, Louisville, KY			
@ Big 10/ACC Challenge, Madison, WI			



■ **Guide Online** — The 2020-21 UofL Men's Basketball guide is available in pdf form with the QR code to the left, or at this link: <https://uofl.me/2JHddm>



LOUISVILLE BASKETBALL

TOUGH. TOGETHER. UNBREAKABLE.

1980, 1986 NCAA Champions □ 8 NCAA Final Fours □ 39 NCAA Tournament Appearances

Sports Information ♦ University of Louisville ♦ Louisville, KY 40292 ♦ www.GoCards.com
Phone: (502) 852-6581 ♦ email: kenny@GoCards.com ♦ Twitter/Instagram: @LouisvilleMBB

Louisville Cardinals (9-1, 4-0 ACC) vs. Miami Hurricanes (5-6, 1-5 ACC)



Saturday, Jan. 16 ■ 8:05 p.m. ET ■ Watsco Center ■ Coral Gables, Fla.

POSSIBLE STARTING LINEUPS

Louisville (9-1, 4-0 ACC)	Ht.	Wt.	Yr.	PPG	RPG	Hometown
F 10 Samuel WILLIAMSON	6-7	210	So.	9.5	6.4	Rockwall, Texas
F 14 Dre DAVIS	6-5	220	Fr.	9.1	3.7	Indianapolis, Ind.
C 24 Jae'Lyn WITHERS	6-8	215	R-Fr.	9.5	6.8	Charlotte, N.C.
G 1 Carlik JONES	6-1	185	Gr.	17.2	6.6	Cincinnati, Ohio
G 13 David JOHNSON	6-5	210	So.	13.7	5.7	Louisville, Ky.
Miami (5-6, 1-5 ACC)	Ht.	Wt.	Yr.	PPG	RPG	Hometown
F 33 Matt CROSS	6-7	225	Fr.	7.4	3.6	Beverly, Mass.
C 3 Nysier BROOKS	7-0	240	RSr.	7.2	6.5	Philadelphia, Pa.
G 2 Isaiah WONG	6-3	180	So.	16.5	5.9	Piscataway, N.J.
G 5 Harlond BEVERLY	6-5	185	So.	8.8	5.8	Detroit, Mich.
G 13 Earl TIMBERLAKE	6-6	215	Fr.	10.2	5.7	Washington, D.C.

Head Coach: Jim Larranaga (Providence '71) 195-119 in 10th year at Miami, 665-453 in 37th year overall.

Tied for the ACC lead, Louisville (9-1, 4-0 ACC) will play its second straight on the road and its fourth ACC road contest in five conference games as the No. 16/18 Cardinals visit the Miami Hurricanes on Jan. 16 in Coral Gables, Fla. on Saturday. Louisville won its fifth straight on Wednesday as the Cardinals beat Wake Forest 77-65 in Winston-Salem, N.C. behind a pair of double-doubles from Carlik Jones (season-high 23 points, 10 rebounds) and Samuel Williamson (15 points, 11 rebounds). David Johnson added a career-high nine assists and Dre Davis scored 15 points. The Cardinals limited Wake Forest to a season-low 36.8 field goal percentage. The Hurricanes (5-6, 1-5 ACC) have dropped four of their last five, including falling 84-62 at Boston College in their last game on Jan. 12.

GAME FACTS

Site: Watsco Center (7,972), Coral Gables, Fla.

Television: ACC Network - Jay Alter, play-by-play; Malcolm Huckaby, analyst.

Radio: WKRD (790 AM; joined in progress on WHAS, 840 AM) Paul Rogers, play-by-play; Bob Valvano, analyst (XM channel 371, Internet 371)

Series History: UofL leads 13-4 (7-0 in Louisville, 5-4 in Coral Gables, 1-0 neutral)

Last Meeting: UofL 74, Miami 58 (Jan. 7, 2020 at KFC Yum! Center)

UofL National Ranking: No. 16 Associated Press; No. 18 USA Today

Officials: Roger Ayers, Jeffery Clark, Tony Henderson

Next UofL Game: Jan. 18 vs. Florida State, KFC Yum! Center, 7 p.m. ET (ESPN Big Monday)

CARD FILE

■ Louisville is off to its best conference start in its seven years in the ACC and its first 4-0 conference start since 2008-09 when the Cardinals won their first eight Big East games.

■ Louisville has started with at least an 9-1 record through 10 games for the 10th time in the last 13 years. UofL has won at least 10 of its first 11 games on eight occasions over the past 10 years entering Saturday's game.

■ Louisville's **31 ACC road wins** in its seventh year in the league is the fourth-most in the ACC in that period.

■ **Carlik Jones** is the only player in the ACC to rank among the top 15 in scoring (17.2 ppg, 4th in the ACC), rebounding (6.6 rpg/14th) and assists (4.7 apg/2nd). Jones has 92 career double-figure scoring efforts, including the last 32 consecutive games (all nine this year). His season-high 23 points and 10 rebounds at Wake Forest marked his second double-double of the season and the 28th game of his collegiate career with 20 or more points.

■ **David Johnson**, who handed out a career-high nine assists at Wake Forest, has scored 17 or more points in six of the last eight games. He has made 10-of-16 threes in his last four games and has more than tripled his three-point production from a year ago (17-of-37 this year, .459).

■ Louisville has held six opponents below 40 percent shooting from the field this year. The Cardinals lead the ACC in field goal percentage defense (.388, 23rd in the nation) and 32nd nationally in scoring defense (63.0 ppg).

■ Louisville's 47.6 field goal percentage is second in the ACC (54th in the nation). UofL has made 21-of-49 threes over its last three games (.428).

■ **About Miami** — Louisville will play its second straight on the road and its fourth ACC road contest in five conference games as the Cardinals visit the Miami Hurricanes on Jan. 16 in Coral Gables, Fla. The Hurricanes (5-6, 1-5 ACC) have dropped four of their last five, including falling 84-62 at Boston College in their last game on Jan. 12. Four of Miami's losses have been by a total of nine points.

Picked to finish seventh in the ACC in a preseason media poll, the Hurricanes lead the ACC and are 47th in the nation in blocked shots per game (4.5). Sophomore guard Isaiah Wong is the Hurricane's scoring (16.5 ppg) and rebounding (5.9) leader. Miami is No. 78 in the Sagarin Ratings, No. 82 in ESPN's College Basketball Power Index (BPI), No. 126 in the NET rankings and No. 79 by Ken Pomeroy through Jan. 13.

Louisville leads the all-time series against Miami 13-4, winning the last three matchups and nine of the last 11. The Cardinals won both meetings last season, winning 87-74 in UofL's earliest-ever season opener for the 2019-20 season in Coral Gables (12-5-19), leading by as many as 32 points in the second half; and prevailing 74-58 in Louisville (1-7-20) as two Cardinals produced double-doubles in Jordan Nwora (23 points, 12 rebounds) and Steven Enoch (11 points, 12 rebounds).

Miami forwards Matt Cross and Anthony Walker attended Brewster Academy, which also produced Cardinal great Donovan Mitchell.

UofL Coach Chris Mack has a 3-0 record vs. Miami, all at Louisville.

■ **Jones Scores Season High** — Carlík Jones produced his second double-double of the year with a season-high 23 points and 10 rebounds at Wake Forest, his second 20-point outing of the season and 28th of his collegiate career. Jones is the first Louisville guard with at least 20 points and 10 rebounds since Terry Rozier finished with 22 and 10 in a 69-56 win against Pittsburgh on Feb. 11, 2015. His 23 points are the most by a UofL guard with 10 or more rebounds since Larry O'Bannon had 25 points and 11 boards in an 85-51 win vs. North Carolina A&T on Dec. 14, 2004.

■ **Williamson Top Shooting Effort** — Samuel Williamson recorded the second double-double of his career with 15 points and 11 rebounds at Wake Forest, burying 3-of-4 three pointers in the game. Williamson entered the night 4-of-15 from three-point range on the season and had not made multiple three-pointers in any of his previous 38 games in a Louisville uniform. He is third in scoring (9.5 ppg) and rebounding (6.4 rpg, 17th in the ACC) for the Cardinals.

■ **Another on the Road** — Saturday's game will be Louisville's fourth ACC road contest in five conference games this season due to two home postponements. The last time UofL played four of its first five conference games on the road was 1994-95 in a season which the Cardinals finished tied for second in the Metro Conference. It will be the second of three games in six days for the Cardinals, with two occurring on the road. UofL's last 4-0 start in conference play with three road wins was 1992-93 when it started with road wins at USF, Charlotte and Southern Miss, and a home win vs.VCU.

■ **Cards Doing Well on the Boards** — Louisville outrebounded Wake Forest 36-31, its seventh rebounding battle won this year -- including all four ACC games -- and sixth straight ACC rebounding advantage dating back to last season. Louisville produced double-digit rebounding margins in its first two ACC games vs. Pitt and Boston College. UofL's +11.0 rebounding advantage in conference games is second in the ACC and its +7.2 margin on the season is 40th nationally and third in the ACC.



Statistical Comparison		
	Miami	UofL
Record	5-6	9-1
Scoring Average.....	67.4	71.1
Points Allowed	66.3	63.0
Scoring Margin	+1.1	+8.1
FG Percentage.....	.431	.476
Opp. FG Percentage403	.388
3-Pt. Percentage270	.352
FT Percentage690	.740
Rebound Margin	+4.4	+7.0
Turnover Margin	-0.4	-1.2

Series vs. Miami			
<i>(Won 13, Last 4)</i>			
Date	UL	BC	
Jan. 5, 1951 (A)	73	60	
Dec. 29, 1952 (A)	84	74	
Jan. 31, 1957 (A)	89	60	
Jan. 30, 1961 (A)	69	71	
Dec. 6, 1961 (H)	77	59	
Feb. 9, 1963 (A)	84	94	
Dec. 28, 1965 (N)* (OT)	85	84	
Dec. 31, 2005 (A) @	58	43	
Dec. 23, 2006 (H)	82	59	
Feb. 3, 2015 (H)	63	55	
Feb. 21, 2015 (H)	55	53	
Feb. 27, 2016 (A)	65	73	
Feb. 11, 2017 (H)	71	66	
Jan. 24, 2018 (A) (OT)	75	78	
Jan. 6, 2019 (H)	90	73	
Nov. 5, 2019 (A)	87	74	
Jan. 7, 2020 (H)	74	58	

*Hurricane Classic (Miami Beach, FL)
@Metro PSC Orange Bowl Classic (Miami, FL)

Last Season's Meetings vs. Miami

Louisville 87, Miami 74
November 5, 2019 -- Miami, Fla. (Watsco Center)

Louisville 87												
Player	min	FG	3FG	FT	Reb	Ast	TO	BL	ST	PF	TP	
Sutton	f 28	6-7	0-0	4-6	5	1	0	0	2	0	16	
Nwora	f 31	8-16	4-6	3-3	12	2	2	1	2	0	23	
Enoch	c 19	5-7	0-1	1-2	12	0	0	1	0	2	11	
Perry	g 26	1-6	0-3	0-0	3	4	2	0	0	3	2	
McMahon	g 24	6-10	4-7	0-0	0	2	0	0	2	1	16	
Kimble	20	2-5	0-1	2-2	0	3	3	1	2	2	6	
Williamson	24	6-9	1-1	0-1	5	1	3	0	0	4	13	
Ighehon	12	0-1	0-0	0-0	0	0	2	1	0	3	0	
Nickelberry	9	0-0	0-0	0-0	0	0	0	0	0	0	0	
Slazinski	7	0-2	0-0	0-0	1	1	0	0	0	2	0	
Team							2		1			
Totals	200	34-63	9-19	10-14	40	14	13	4	8	17	87	
Total FG%	1st H:	17-32 53.1%	2nd H:	17-31 54.8%	Game:	54.0%						
3-Pt. FG%	1st H:	4- 9 44.4%	2nd H:	5-10 50.0%	Game:	47.4%						
FThrow %	1st H:	7-10 70.0%	2nd H:	3- 4 75.0%	Game:	71.4%						

Miami 74												
Player	min	FG	3FG	FT	Reb	Ast	TO	BL	ST	PF	TP	
Waardenburg	f 22	1-3	0-0	0-0	4	1	1	2	0	1	2	
Miller	c 20	3-5	0-0	0-2	9	0	1	0	0	3	6	
Lykes	g 33	7-15	2-4	2-2	1	5	2	0	2	3	18	
Vasiljevic	g 33	6-10	4-7	0-0	4	3	0	0	0	0	16	
McGusty	g 24	5-13	2-5	0-0	2	1	2	0	1	2	12	
Wong	17	1-6	0-2	0-2	2	0	2	0	0	0	2	
Beverly	21	4-11	1-4	0-0	1	2	0	0	1	2	9	
Walker	18	3-6	1-2	2-4	5	0	1	0	2	2	9	
Gak	12	0-0	0-0	0-1	2	0	1	2	0	0	0	
Team							5					
Totals	200	30-69	10-24	4-11	35	12	10	4	6	13	74	
Total FG%	1st H:	12-34 35.3%	2nd H:	18-35 51.4%	Game:	43.5%						
3-Pt. FG%	1st H:	2- 8 25.0%	2nd H:	8-16 50.0%	Game:	41.7%						
FThrow %	1st H:	0- 0 0.0%	2nd H:	4-11 36.4%	Game:	36.4%						

Score by Periods				Attendance: 7,576		
1st	2nd	Total	Ties: 1			
Miami	26	48	74	Lead Changes: 3		
Louisville	45	42	87			

Louisville 74, Miami 58
January 7, 2020 -- KFC YUM! CENTER

Louisville 74												
Player	min	FG	3FG	FT	Reb	Ast	TO	BL	ST	PF	TP	
Sutton	f 35	4-9	0-2	1-2	13	3	2	2	1	2	9	
Nwora	f 37	6-12	3-5	4-4	12	4	1	0	1	3	19	
Enoch	c 22	4-12	0-1	4-6	10	1	0	1	0	1	12	
Kimble	g 21	0-4	0-0	0-0	2	0	0	0	0	1	0	
Perry	g 24	4-7	1-2	1-1	2	3	0	0	0	3	10	
Williams	18	4-8	0-1	2-4	6	1	0	2	0	2	10	
Williamson	9	3-3	0-0	0-1	1	0	2	0	0	3	6	
Johnson	12	1-2	0-0	0-0	0	0	2	1	0	0	2	
McMahon	22	2-5	2-4	0-0	1	1	0	0	0	1	6	
Team							1					
Totals	200	28-62	6-15	12-18	48	13	7	6	2	16	74	
Total FG%	1st H:	16-33 48.5%	2nd H:	12-29 41.4%	Game:	45.2%						
3-Pt. FG%	1st H:	5-10 50.0%	2nd H:	1- 5 20.0%	Game:	40.0%						
FThrow %	1st H:	6- 9 66.7%	2nd H:	6- 9 66.7%	Game:	66.7%						

Miami 58												
Player	min	FG	3FG	FT	Reb	Ast	TO	BL	ST	PF	TP	
Waardenburg	f 30	1-4	1-3	2-2	10	2	2	1	1	4	5	
Miller	c 21	0-3	0-0	0-1	6	0	0	0	1	3	0	
Lykes	g 39	4-16	2-6	8-8	4	2	1	1	0	2	18	
Vasiljevic	g 38	4-16	2-11	2-2	5	0	0	0	1	1	12	
McGusty	g 37	6-13	3-7	3-5	7	1	1	0	1	2	18	
Beverly	3	1-2	0-1	0-0	0	0	1	0	0	0	2	
Walker	5	0-1	0-1	0-0	0	0	0	0	1	1	0	
Wong	26	1-6	0-2	1-1	2	0	0	0	0	3	3	
Herenton	1	0-0	0-0	0-0	0	0	0	0	0	0	0	
Team							3					
Totals	200	17-61	8-31	16-19	37	5	5	2	5	16	58	
Total FG%	1st H:	10-31 32.3%	2nd H:	7-30 23.3%	Game:	27.9%						
3-Pt. FG%	1st H:	6-15 40.0%	2nd H:	2-16 12.5%	Game:	25.8%						
FThrow %	1st H:	6- 6 100%	2nd H:	10-13 76.9%	Game:	84.2%						

Score by Periods				Attendance: 14,980		
1st	2nd	Total	Ties: 0			
Miami	32	26	58	Lead Changes: 2		
Louisville	43	31	74			

■ **Young Cards** — Louisville has been successful with only two upperclassman among its 11 active scholarship players. Graduate transfers Carlík Jones and Charles Minlend -- who played a minute at Wake Forest in his first game of the season after recovering from a knee injury -- joins nine Cardinals who are freshmen or sophomores in that group.

2020-21 University of Miami Hurricanes Men's Basketball Roster

No.	Name	Pos	Ht.	Wt.	Yr.	Hometown / Last School
0	Chris Lykes	G	5-7	160	Sr.	Mitchellville, Md. / Gonzaga College HS (D.C.)
1	Anthony Walker	F	6-9	210	So.	Baltimore, Md. / Brewster Academy (N.H.)
2	Isaiah Wong	G	6-3	180	So.	Piscataway, N.J. / Monsignor Bonner (Pa.)
3	Nysier Brooks	C	7-0	240	RSr.	Philadelphia, Pa. / Cincinnati / Advanced Prep Intl. (Texas)
4	Elijah Olaniyi	G	6-5	205	Sr.	Newark, N.J. / Stony Brook / East Side
5	Harlond Beverly	G	6-5	185	So.	Detroit, Mich. / Montverde Academy (Fla.)
10	Filippos Gkogkos	G	6-3	190	So.	Athens, Greece / International School of Bucharest (Romania)
13	Earl Timberlake	G	6-6	215	Fr.	Washington, D.C. / DeMatha Catholic (Md.)
14	Rodney Miller Jr.	C	7-0	250	RSr.	Laurelton, N.Y. / Oak Hill Academy (Va.)
15	Willie Herenton	G	6-2	180	Sr.	Lincolnshire, Ill. / Adlai Stevenson
21	Sam Waardenburg	F	6-10	225	RSr.	Auckland, New Zealand / Rangitoto College
22	Deng Gak	F	6-11	220	RJr.	Sydney, Australia / Blair Academy (N.J.)
23	Kameron McGusty	G	6-5	190	RSr.	Katy, Texas / Oklahoma / Sunrise Christian Academy (Kan.)
33	Matt Cross	F	6-7	225	Fr.	Beverly, Mass. / Brewster Academy (N.H.)

Head Coach: Jim Larrañaga **Assoc. Head Coach:** Chris Caputo **Asst. Coaches:** Adam Fisher, Bill Courtney

2020-21 University of Louisville Cardinals Men's Basketball Roster

No.	Name	Pos.	Ht.	Wt.	Yr.	Hometown (Previous School)
1	Carlik Jones	G	6-1	185	Gr.	Cincinnati, Ohio (Radford University)
2	Sam Bearden	F	6-5	180	Fr.	Louisville, Ky. (Holy Cross HS)
3	Hogan Orbaugh	C	6-8	235	So.	Zionsville, Ind. (Zionsville HS)
4	Brad Colbert	G	6-2	185	Fr.	Loveland, Ohio (International Sports Acad.)
5	Malik Williams	F/C	6-11	250	Sr.	Ft. Wayne, Ind. (Snider HS)
10	Samuell Williamson	G/F	6-7	210	So.	Rockwall, Texas (Rockwall HS)
11	Quinn Slazinski	F	6-8	215	So.	Houston, Texas (Huntington Prep/W.Va.)
12	JJ Traynor	F	6-8	200	Fr.	Bardstown, Ky. (Bardstown HS)
13	David Johnson	G	6-5	210	So.	Louisville, Ky. (Trinity HS)
14	Dre Davis	G/F	6-5	220	Fr.	Indianapolis, Ind. (Lawrence Central HS)
15	Drew Schultz	F	6-4	205	Fr.	Rockwall, Texas (Rockwall HS)
20	Josh Nickelberry	G	6-4	205	So.	Fayetteville, N.C. (Northwood Temple Acad.)
21	Charles Minlend	G	6-4	220	Gr.	Concord, N.C. (University of San Francisco)
22	Aidan Igiehon	F	6-10	245	So.	Dublin, Ireland (Lawrence Woodmere Acad.)
23	Gabe Wiznitzer	C	6-11	240	Fr.	Walhalla, S.C. (Hargrave Military Academy)
24	Jae'Lyn Withers	F	6-8	230	R-Fr.	Charlotte, N.C. (Cleveland (OH) Heights HS)
30	Ashton Myles-Devore	G	6-1	170	Fr.	Versailles, Ky. (Woodford County HS)

Pronunciations: Igiehon (ee-GYAY-hawn), Carlik (car-LEEK), Minlend (MIN-lend), Slazinski (sluh-ZIN-ski), Wiznitzer (WIZ-nit-zer)

■ Cards Chosen Fifth in ACC Preseason Poll —

UofL was picked to finish fifth in the Atlantic Coast Conference in 2020-21 in a preseason media poll with Virginia as the league favorite. UofL sophomore guard David Johnson was honored on the 11-person preseason All-ACC Team, positioned as the leading vote-getter on the second team. Louisville finished tied for second last season, tied for sixth in 2018-19, tied for ninth in 2017-18, tied for second in 2016-17 and was fourth in each of its first two years in the ACC.

■ **Limited Capacity** — KFC Yum! Center officials worked collaboratively with UofL, the Governor's office and others to craft a safe, flexible ticketing and operation plan for fans at a reduced arena capacity of 15 percent, allowing seating to be appropriately distanced. UofL is admitting approximately 3,000 fans per game within the 22,090-seat KFC Yum! Center, with all seating to be within the lower bowl and premium seating areas. Attendance was 2,956 for the season opener vs. Evansville, the lowest for a UofL home game since Jan. 1, 1964 when 2,945 braved icy roads to see the Cardinals face Marquette in Freedom Hall (high of 3,281 vs. UK this year). Multiple safety measures are in place, including temperature checks at entrances, face covering requirements, physical distancing within the arena and other restrictions. Louisville has ranked in the top seven nationally in home attendance for the last 39 consecutive years, averaging 16,658 fans in 2019-20.

■ **Cardinal Spurts** — Through its 10 games this season, Louisville has produced 12 runs of 8-0 or better, including a 16-0 and 8-0 run at Wake Forest in its last game. The 16-0 run was its best of the season. UofL has forced its opponents into 26 scoring droughts of three minutes or more, including stretches of 4:31 and 3:30 at Wake Forest in its last game. UofL held Evansville scoreless for a season-best 8:36 stretch on Nov. 25.

■ **Cards Wear Unity Mark** — The Cardinals are wearing the National Unity Mark on the front of their home white uniforms this season in support of an initiative born from the NCAA Division I Student-Athlete Advisory Committee, which also created a National Unity Pledge. In addition, "UNITY" is depicted in lettering below the player numbers on UofL's home white uniforms. The Cardinals' team organized a peaceful racial justice march on Sept. 25, as well as a voter registration drive in the west end of Louisville on Oct. 3.

■ **Florida State Awaits Next** — Louisville will play its third game in six days and its first of three straight at home in the KFC Yum! Center as the Cardinals face the Florida State Seminoles on ESPN's Big Monday on Jan. 18. After three game postponements due to COVID-19 issues, Florida State (6-2, 2-1 ACC) beat NC State 105-73 on Jan. 13 in its first game since Dec. 29. The Seminoles will host North Carolina on Jan. 16 prior to facing the Cardinals. Louisville has a 34-14 series advantage against Florida State. Florida State won the two matchups last season, beating the Cardinals 78-65 in Louisville in UofL's only loss in 18 home games last season (1-4-20); and FSU winning 82-67 in Tallahassee as Ryan McMahon led UofL with 14 points off the bench (2-24-20).



2020-21 ACC Preseason Media Poll

- | | |
|-------------------|--------------------|
| 1. Virginia | 9. Georgia Tech |
| 2. Duke | 10. Clemson |
| 3. Florida State | 11. Virginia Tech |
| 4. North Carolina | 12. Notre Dame |
| 5. Louisville | 13. Pittsburgh |
| 6. Syracuse | 14. Boston College |
| 7. Miami | 15. Wake Forest |
| 8. NC State | |

■ **Impressive Start for Jones** -- Graduate transfer Carlik Jones is off to a terrific start to the season. He is the only player in the ACC to rank among the top 15 in scoring (17.2 ppg, 4th in the ACC), rebounding (6.6 rpg/14th) and assists (4.7 apg/2nd).

In his last game at Wake Forest, he had a season-high 23 points, 10 rebounds, three assists and three steals. Combined with his time at Louisville and Radford, he has 92 career double-figure scoring efforts, including the last 32 consecutive games (all nine this year).

Last season at Radford, Jones was the only player in the nation to average at least 20.0 points, 5.0 rebounds and 5.0 assists per game, and was one of just 16 players in Division I men's basketball to do so since 1996-97.

Jones is 10th in the nation in career assists among active players with 511 (42 at Louisville, 469 at Radford) and is 11th nationally among active career scorers with 1,707 points (155 at UofL, 1,552 at Radford). He handed out his 500th career assist at Boston College on Jan. 2 and scored his 1,700th career point at Wake Forest on Jan. 13. He collected six steals in the last two games (three each game).

He filled up the box score in his debut with the Cardinals against Evansville, producing team highs of 18 points, eight rebounds and seven assists on Nov. 25. His scoring total is tied for the fifth-most in a Louisville debut.

The preseason All-America selection and Wooden Award mid-season watch list member followed that effort with a double-double against Seton Hall with 18 points, 11 rebounds and six assists. His 11 rebounds were the most for a UofL guard since Terry Rozier pulled down 14 vs. NC State in the 2015 NCAA East Region semifinals (3-27-15). He scored a collegiate career-best 33 points with 10 assists vs. Hampton on Jan. 25 while at Radford.

Jones has been named MVP of two events this season. He was the Most Valuable Player of the Wade Houston Tipoff Classic, a season-opening multi-team event; and he shared co-MVP honors with David Johnson for the Cardinals' game vs. Kentucky.

■ **Withers' First Double-Double** — Redshirt freshman forward Jae'Lyn Withers totaled 16 points, a career-high 12 rebounds and two steals against then No. 19/20 Virginia Tech on Jan. 6 to produce his first career double-double. He became the first Louisville freshman to have at least 15 points and at least 12 rebounds against a conference opponent since Pervis Ellison had 21 points and 13 rebounds in an 88-79 win over Memphis in the Metro Conference Tournament Championship on March 9, 1986. As UofL's starting forward/center, he is the Cardinals' rebounding leader and ranks second among ACC freshman (6.8 rpg, 12th in the ACC), averaging 9.4 points while shooting a team-best 57.8 percent from the field. He has at least seven points and five rebounds in seven of 10 games this season. Foul trouble limited his playing time to nine minutes in his last game at Wake Forest.

■ **Minlend Debuts** — Graduate transfer guard Charles Minlend played a minute in the first half at Wake Forest, his first action of the season after being sidelined since suffering a sprained medial collateral ligament (MCL) in his left knee during practice on Nov. 5. A 6-4, guard from Concord, N.C., Minlend averaged 14.5 points, 4.7 rebounds, 1.8 assists and 1.0 steals as a redshirt junior in 2019-20 as the top scorer for the University of San Francisco, which accomplished a 22-12 record in matching its best win total in 35 years.

Minlend (pronounced MIN-lend) earned All-WCC second team honors for each of the last two seasons and is ranked among the nation's top 20 graduate transfers by ESPN. His 1,271 career points is tied for 18th on the all-time San Francisco scoring list and his 141 career three-pointers rank 10th on the Dons' career list. He has scored in double figures in 70 games for his career, including 11 occasions with 20 or more points. He scored a career-high 25 points vs. Santa Clara.

■ **Firm Defense** — Louisville's defense continues to improve, leading the ACC in field goal percentage defense (.388, 23rd in the nation) and ranking 32nd nationally in scoring defense (63.0 ppg). The Cardinals held Boston College (.333) and Wake Forest (.368) to a season-low field goal percentage, marking the six times this season UofL has limited its opponent to below 40 percent accuracy from the field (four under 35 percent).

The Cardinals limited Kentucky to a season-low in scoring (59 points) and field goal percentage (.345). Louisville limited Pitt to a season-low 54 points, marking the 11th time the Cardinals have held an ACC opponent under 60 points in Coach Chris Mack's third season (UofL is 10-1 in those games).

■ **Card File** — Carlik Jones' 36.6 minutes per game is 24th in the nation. He is 10th in the nation in career assists among active players with 511 (42 at Louisville, 469 at Radford) and is 11th nationally among active career scorers with 1,707 points (155 at UofL, 1,552 at Radford).

Louisville's offense produced its highest scoring total in seven games at Wake Forest. UofL made 7-of-16 three-pointers, the seventh occasion this season that UofL has made at least six threes in a game. Louisville has made 21-of-49 threes over its last three games (.428). The Cardinals' offense ranks 38th nationally by KenPom. Louisville's 47.6 field goal percentage is second in the ACC (54th in the nation). Louisville has shot 50 percent or better in seven halves this season, including 54.8 percent in the first half at Wake Forest.

Carlik Jones handed out his 500th career assist at Boston College (511 now; 42 at Louisville, 469 at Radford), part of his 15 points and game-high nine rebounds and six assists. Jones, who is second in the ACC in assists, has had at least six assists in four of his nine games this season.

Sophomore guard Josh Nickelberry made his season debut at Pitt after missing the first five games due to a knee injury. He made a three-pointer in each of his five games. He has drawn three charges defensively in the last three games.

Louisville's last 4-0 start in conference play with three wins coming on the road was 28 years ago in the 1992-93 season.

UofL has made 80.4 percent of its free throws in the final five minutes of its games (45-of-56). The Cardinals are fifth in the ACC in free throw percentage for the season (.740, 60th in the nation).

Quinn Slazinski has averaged 7.7 points and five rebounds off the bench in the last three games, reaching double figures for the fourth time this season with 10 points and four rebounds against Virginia Tech.

Dre Davis scored 15 points at Wake Forest, his most in six games. He was named the ACC Freshman of the Week for games Nov. 30-Dec. 6. In the Cardinals' only game of the week, Davis scored 21 points in UofL's 75-54 victory over Western Kentucky, adding two rebounds and two assists while connecting on 7-of-9 shots from the field. His 21 points are the most by a UofL freshman since V.J. King scored 24 at Virginia in 2017.

UofL's last in-season jump from unranked one week to No. 16 or higher the next week in the AP poll -- as it did this week -- was Jan. 23, 1984, when Louisville re-entered the AP Top 20 at No. 14.

Louisville is No. 5 in the RPI, No. 18 in the Sagarin Ratings, No. 27 by KenPom, No. 24 in the NCAA NET and No. 39 in ESPN's College BPI through Jan. 13.

■ **Cards Paused in December** -- In early December, UofL paused team-related activities due to a positive COVID-19 test and accompanying contact tracing measures among "Tier 1" individuals within the program. UofL paused on Dec. 3, cancelled its Dec. 4 game against UNC Greensboro, postponed its Dec. 16 game vs. NC State, and postponed its Dec. 9 Wisconsin game to play on Dec. 19. The Cardinals had returned to team practice on Dec. 12 without those affected by the positive tests and contact tracing.

■ **Long Gap** -- Louisville's 18 days between its game on Dec. 1 against Western Kentucky and its next on Dec. 19 at Wisconsin was its longest in-season stretch without a game in 54 years. It was the longest break of its length since the Cardinals had 20 days between playing its last regular season game on Feb. 25, 1967 and next on March 17 in the NCAA Midwest Regional in Lawrence, Kansas.

ATLANTIC COAST CONFERENCE

(Standings through Jan. 15)

School	ACC	Overall	Streak
Louisville.....	4-0.....	9-1	W 5
Virginia.....	4-0.....	8-2	W 4
Virginia Tech.....	4-1.....	10-2	W 2
Clemson.....	3-1.....	9-1	W 4
Duke.....	3-1.....	5-3	L 1
Florida State.....	2-1.....	6-2	W 1
Pittsburgh.....	2-1.....	6-2	W 1
Georgia Tech.....	2-1.....	6-3	W 4
North Carolina.....	3-2.....	8-4	W 3
NC State.....	2-3.....	6-4	L 3
Syracuse.....	1-2.....	7-3	L 1
Miami.....	1-5.....	5-6	L 1
Boston College.....	1-5.....	3-9	W 1
Wake Forest.....	0-4.....	3-4	L 4
Notre Dame.....	0-5.....	3-8	L 4

Upcoming ACC Games



Saturday, January 16

North Carolina at Florida State - ESPNNoon
Syracuse at Pitt - RSNNoon
Georgia Tech at NC State - RSN2 PM
Boston College at Notre Dame - ACCN4 PM
Virginia at Clemson - ESPN6 PM
Louisville at Miami - ACCN8 PM

Sunday, January 17

Virginia Tech at Wake Forest - ACCN6 PM
-------------------------------------	-----------

Monday, January 18

Notre Dame at Howard - FOX2:30 PM
Florida State at Louisville - ESPN7 PM

Tuesday, January 19

Miami at Syracuse - ACCN7 PM
Duke at Pitt - ESPN9 PM

Louisville in ACC Statistics (through Jan. 15)

Team Statistics	All	Rank	ACC Rank
Scoring Offense.....	71.1	11	72.5 5
Scoring Defense.....	63.0	3	63.5 3
Scoring Margin.....	+8.1	6	+9.0 4
FT Percentage.....	.740	5	.714 8
FG Percentage.....	.476	2	.471 5
FG Pct. Defense.....	.388	1	.383 2
3-Pt. Percentage.....	.352	6	.379 3
3-Pt. Percentage Defense.....	.307	4	.264 2
Rebounding Margin.....	+7.0	3	+11.0 2
Blocked Shots.....	2.5	14	3.0 10
Assists.....	12.4	12	11.8 10
Steals.....	4.6	14	5.0 13
Turnover Margin.....	-1.2	13	-1.8 12
Assists-Turnover Ratio.....	0.96	11	0.89 10
3FG Made.....	5.8	13	6.3 13

Individual Stats (All Games)

Scoring		Rebounding	
12. Jae'Lyn Withers.....	6.8	14. Carlik Jones.....	6.6
4. Carlik Jones.....	17.2	17. Samuel Williamson.....	6.4
19. David Johnson.....	13.7		

Assists

2. Carlik Jones.....	4.7	Blocked Shots	
6. David Johnson.....	4.2	9. JJ Traynor.....	1.0

Defensive Rebounding

7. Carlik Jones.....	5.3
8. Samuel Williamson.....	5.3
9. Jae'Lyn Withers.....	5.2
9. David Johnson.....	5.2

Assists/Turnovers Ratio

4. Carlik Jones.....	2.00
----------------------	------

Free Throw Percentage

5. Carlik Jones.....	.830
----------------------	------

Minutes Played

2. Carlik Jones.....	36.9
9. David Johnson.....	34.3

Louisville in NCAA Statistics

Nat'l. (through Jan. 13)

Rank	Category	Stat
23	FG Percentage Defense	.388
32	Scoring Defense	63.0
39	Defensive Rebounds/game	28.5
40	Rebound Margin	+7.0
54	Field Goal Percentage	.476
67	Free Throw Percentage	.740
76	3-Pt. FG Pct. Defense	.307
94	Scoring Margin	+8.1

■ **Jones Earns Preseason All-America Honor, Wooden Award Top 25 Watch List** — Guard Carlík Jones was named as a 2020-21 Preseason All-America selection by Stadium. Stadium basketball analyst Jeff Goodman included Jones on the five-person third team preseason All-America team, placing Jones among the top 15 players in the nation. In addition, on Jan. 6 Jones was named to the John R. Wooden Award presented by Wendy's Midseason Top 25 Watch List, an award presented by The Los Angeles Athletic Club.

It was not Jones' first career All-America recognition. Honored as the 2019-20 Big South Player of the Year as a redshirt junior at Radford University, the graduate transfer was one of 31 players chosen for the 2019-20 Lute Olson All-America team, and was named to the Lou Henson All-America team, a list of 40 top players from mid-major universities.

Noted as the top graduate transfer in the country by ESPN, Jones averaged 20.0 points, 5.5 assists, 5.1 rebounds and 1.4 steals as a redshirt junior in leading Radford to a 21-11 record last season and their second straight Big South Conference regular season championship in 2019-20. He was ranked among the top 25 players in college basketball for 2020-21 by ESPN entering the year.

Last season, Jones produced 18 games with 20 or more points, including scoring 30 or more on three occasions, and had 16 games with five or more assists, including four with 10 or more. He became the seventh player in Big South Conference history to reach over 1,000 points, 400 rebounds and 400 assists in a career. Jones was the only player in the nation to average at least 20.0 points, 5.0 rebounds and 5.0 assists per outing last season, and was one of just 16 players in Division I men's basketball to do so since the 1996-97 season.

■ **Returning Production** -- With three of its top nine scorers (two of its top six) returning including a pair of late-season starters (F/C Malik Williams, G David Johnson), Louisville returns about a quarter of its production from the Cardinals' successful 2019-20 squad. Last season, UofL's seven returning scholarship players accounted for 25 percent of the Cardinals' scoring (565 of 2296 points), 29 percent of its rebounding (342 of 1196), 51 percent of its assists (106 of 433), 11 percent of its three-point goals (27 of 255), 36 percent of its blocked shots (30 of 83), 25 percent of its steals (40 of 157) and 25 percent of the total minutes played (1558 of 6250). Eight of the 11 scholarship players on the Cardinal roster are freshmen or sophomores. Departures include All-America forward Jordan Nwora, who averaged 18.0 points, 7.7 rebounds and shot .402 from three-point range; All-ACC honorable mention selection forward and co-captain Dwayne Sutton (9.1 ppg, 8.2 rpg), center Steven Enoch (9.5 ppg, 5.6 rpg), guard and co-captain Ryan McMahon (8.7 ppg, 68-of-156 three-point field goals), Darius Perry (5.2 ppg, 2.5 apg) and guard Fresh Kimble (5.0 ppg, 2.7 apg). Nwora left following his junior season to enter the NBA Draft while Perry earned his degree in three years and left as a graduate transfer to play at UCF following his junior year.

■ **Cards Claimed 18th Straight 20-Win Season** — Louisville's victory over Wake Forest on Feb. 5 gave UofL its 18th consecutive 20-win season. Louisville is one of four Division I schools in the nation which has won 20 or more games in each of the past 18 seasons. Reaching 20 victories this season and extending their streaks are Kansas (31), Duke (24), Gonzaga (22) and Louisville (18). UofL has won at least 19 games in 46 of the last 50 years. However, the NCAA Committee on Infractions' vacation of 123 victories in four of those years (2011-15) negates the official results.

■ **Cards Finished Tied for Second in ACC** — Louisville posted a 15-5 record in its sixth season in the Atlantic Coast Conference, finishing in a tie for second in the league with Duke and Virginia. Florida State won the ACC regular season championship. The Cardinals have finished in the top three in its conference nine of the last 16 years. Louisville has won at least nine league games for 14 straight seasons. UofL finished in a tie for sixth last season (10-8 ACC record), a tie for eighth in 2017-18, was tied for second in 2016-17, and was fourth in its first two years in the ACC with identical 12-6 records in each of its first three years in the conference.

The Cardinals' have won 22 regular season conference championships (regular season conference championships: American 1, Big East 2, Conference USA 1, Metro 12, Missouri Valley 6; *two later vacated*). Louisville has won its conference championship or finished second in 28 of the last 46 years, including seven of the last 17 years. In conference tournaments, Louisville has a composite 83-45 record, winning 19 tournament championships (1 American, 3 Big East, 2 C-USA, 11 Metro, 2 KIAC; *three later vacated*). In its last league title, UofL claimed the inaugural 2014 American Athletic Conference Championship, beating eventual national champion UConn in the title game (*later vacated*).

■ **Best ACC Record, Longest Win Streak** — Louisville's 15-5 ACC record in 2019-20 was its best in its six years in the conference and its first time to win more than 12 ACC games. It was the most wins in any conference since the Cardinals won the 2013-14 American Athletic Conference championship with a 15-3 conference record. Last year was the first with a 20-game ACC schedule.

The Cardinals 10-game ACC winning streak in 2019-20 was their longest-ever ACC winning streak, four more than the previous high of six straight accomplished in the previous year. UofL had last won 10 straight conference games in the same season 37 years ago when it won the 1983 Metro Conference championship with a 12-0 mark. The last time a UofL team won as many as 10 straight at any point in the season was when the Cards won their first 11 games of the 2014-15 season.

Louisville's 24-7 overall record through 31 games in 2019-20 was its best since 2013-14 when the Cardinals started 26-5 and eventually finished 31-6 (*wins later vacated in 2013-14*).

CARDINAL CLIPS

■ Louisville has finished among the nation's Top 25 teams in eight of the last 10 years (14th in 2019-20). Louisville has been ranked on 653 occasions in the Associated Press poll, sixth all-time.

■ Louisville has **76 NBA Draft selections**, including nine in the last seven years (Jordan Nwora the latest in 2020 as the 45th overall pick). Former UofL and current Utah Jazz guard Donovan Mitchell was the 2018 NBA Dunk Contest winner, was runner-up for the NBA Rookie of the Year that year, and was a 2020 NBA All-Star. Montrezl Harrell (now with the Los Angeles Lakers) was the 2020 NBA Sixth Man of the Year.

■ Louisville has been the highest rated television market for college basketball for the last 18 years.

■ Louisville is **one of only five schools** to be ranked in the AP Top 25 poll at least once during each of the last 18 seasons, excluding preseason polls (*others*: Duke, Gonzaga, Kansas, & North Carolina).

■ Louisville is one of just four schools which have won 20 or more games on the court in each of the **last 18 seasons** (also Kansas, Duke and Gonzaga). However, the NCAA Committee on Infractions' vacation of 123 victories in four of those years (2011-15) negates the official results.

■ Louisville made its 39th NCAA Tournament appearance in 2019. The Cards have reached the Sweet 16 on 17 occasions, have advanced to the Elite Eight 11 times, Final Four eight times, and won NCAA Championships in 1980 and 1986. Louisville is seventh in NCAA Tournament appearances (39), ninth in tournament victories (61) and sixth in tournament games (102). UofL Coach Chris Mack has an 11-9 record in nine NCAA Tournament appearances.

■ Louisville has attracted over **3.7 million fans** in its first 11 years in the spectacular KFC Yum! Center. The Cardinals have ranked in the top seven nationally in home attendance for the last 39 consecutive years (16,658 in 2019-20).

■ Five Cardinals were named to the 2020 All-ACC Academic Team (**ACC-best 36 selections** over six years). A total of **13 of 17** student-athletes earned a 3.0 or better GPA for the most recent UofL Fall 2020 semester. The Cardinals have produced a 3.0 or better GPA in 23 of the last 25 semesters. UofL and Stanford are the only two schools from Power Five conferences that have earned an Academic Progress Rate (APR) national award in at least seven of the last eight years.

■ Louisville's strength of schedule has been among the top 18 toughest in the nation by the RPI or NET in 11 of the past 13 years. UofL's 2018-19 slate was the fourth-toughest overall by the NCAA's NET. The Cardinals' 2019-20 schedule was ranked No. 18 by the NET, third-highest among ACC schools behind Duke and North Carolina.

■ Louisville has participated in postseason competition in 49 of the last 55 years. Postseason events were cancelled in 2019-20 due to COVID-19.

■ Louisville is **second in the nation** with 69 1,000-point career scorers (behind North Carolina's 76). Jordan Nwora (1,294 career points) was the latest to mark last season.

■ **Cards Sixth All-Time in the Polls** — With its debut in the Top 25 on Dec. 7, Louisville is one of only five schools to be ranked in the AP Top 25 poll at least once during each of the past 18 seasons (since 2002-03), excluding preseason polls (*others*: Duke, Gonzaga, Kansas, North Carolina). Louisville has been ranked in the Associated Press poll on 656 occasions, sixth most all-time. UofL has been among the top ten on 302 occasions, including 14 times in the 2019-20 season. UofL has been ranked among the nation's top 16 in the preseason poll six of the last nine years (5th last year, 16th in 2017-18, 13th in '16-17, eighth in '14-15, third in '13-14, second in '12-13, ninth in '11-12).

Louisville finished among the Top 15 in the AP poll in 2019-20 for the 25th time, sixth-most all-time. The 2019-20 season marked the fifth time Louisville remained ranked in the top 13 of the AP poll through the first 18 polls of the season (also 1974-75, 2012-13; polls for 1956-57 and 1966-67 were fewer than 17 weeks).

Louisville has been among the top ten of the AP poll on 302 occasions (sixth-most all-time, 14 of 19 polls in 2019-20) and has been ranked in the top five 136 times (ninth most all-time, nine in 2019-20). With UofL's No. 3 national ranking in the Dec. 23, 2019 AP poll, 2019-20 was the first season in 53 years that the Cardinals remained in the AP Top 5 through the first eight polls (since the 1966-67 season). UofL was ranked as the nation's top team in the AP poll for two weeks in the 2019-20 season.

■ **Williams Out for Extended Period** — Senior forward/center Malik Williams, team co-captain and the most experienced returnee for the Cardinals, will miss at least 12 weeks due to an injury to his right foot. Williams developed a fracture in the fifth metatarsal of his right foot and had surgery to repair the break on Nov. 11.

Williams, who was elected as a team captain by his teammates for the second straight year, has amassed 604 career points and 444 rebounds. He scored nine or more points in 15 of his last 22 games as a junior in 2019-20. He pulled down five or more rebounds in 16 of his last 22 games, including a season-high matching 13 rebounds with 14 points against Syracuse on Feb. 19 for his fifth career double-double.

The runner-up in the 2019-20 ACC Sixth Man of the Year voting, Williams scored in double figures on 10 occasions as a junior and 23 times for his career. The 6-11, 245-pound forward/center from Ft. Wayne, Ind., was 19th in the ACC in rebounding, averaging 6.1 per game, and averaged 8.5 points.

It is the second consecutive year that Williams is starting the season on the sidelines. He suffered a broken bone in his right foot in practice on Sept. 20, 2019, had a screw inserted into the fifth metatarsal in his right foot on Sept. 23, and returned after eight weeks, missing the first four games of the 2019-20 season.

■ **Mack Won 250th Game** -- UofL Coach Chris Mack gained his 250th career coaching victory with the Cardinals' 79-73 win at then No. 3/3 Duke on Jan. 18, 2020. In his 12th year overall and third at Louisville, Mack has amassed a 266-119 collegiate coaching victory, a .691 winning percentage that ranks 17th among active coaches. Mack guided the Cards to the same number of road victories over AP ranked opponents in his first two seasons (three) as all other UofL coaches combined achieved in their first two seasons (one each by John Dromo, Rick Pitino, David Padgett).

Mack ranks 11th in the nation for best career starts by wins in 11 seasons. Mack is one of three Louisville coaches who have guided the Cards to as high as No. 2 in the AP poll in less than two seasons with the Cardinals and is the only UofL coach to lift the Cardinals to the nation's top ranking within the first two seasons.

■ **Success vs. Top 25 Foes** -- Louisville has won 45 of its last 98 against AP ranked opponents, defeating No. 19 Virginia Tech on Jan. 6 in its last Top 25 matchup. UofL has a 62-66 record against Top 25 teams over the last 12 years (1-1 this year). The Cardinals have been victorious 10 of the last 29 times it has faced an AP top-five foe. UofL has won 23 of its last 55 games when facing Top 10 teams, spanning the last 12 years.

■ **Conference Success at Home** — Louisville has protected its home court well in conference competition in recent years. The Cardinals have a 58-16 record in its conference home games over the last nine years (.784). UofL has produced an 8-1 or better home record in league play in three of the last eight years (9-1 last season). In ACC home games over the last seven years, Louisville's 43 wins (43-13 record) is fourth-best in the league behind Virginia (49), Duke (48) and Florida State (46) through Jan. 15. In road games, UofL is fourth with 31 ACC road victories in its seven years in the league (31-27 ACC road record).

All-Time Finishes in the AP Final Poll Top 15

1. Kentucky	48
2. North Carolina	47
3. Duke	45
4. Kansas	38
5. UCLA	33
6. Louisville	25
7. Arizona	24
8. Cincinnati	20
Michigan	20
Michigan St.	20

'20-21 NATIONAL RANKINGS


Associated Press (Jan. 11)	USA Today (Jan. 11)
1 Gonzaga	1 Gonzaga
2 Baylor	2 Baylor
3 Villanova	3 Villanova
4 Texas	4 Texas
5 Iowa	5 Michigan
6 Kansas	6 Creighton
7 Michigan	7 Kansas
8 Creighton	8 Iowa
9 Wisconsin	9 Wisconsin
10 Tennessee	10 Tennessee
11 Houston	11 Houston
12 Clemson	12 Clemson
13 West Virginia	13 Illinois
14 Illinois	14 West Virginia
15 Texas Tech	15 Texas Tech
16 Louisville	16 Missouri
17 Missouri	17 Oregon
18 Virginia	18 Louisville
19 Duke	19 Minnesota
20 Virginia Tech	20 Virginia Tech
21 Ohio State	21 UCLA
22 Oregon	22 Virginia
23 Minnesota	23 Duke
24 Saint Louis	24 Saint Louis
25 Connecticut	25 Alabama

Louisville in the Polls

Date	AP	USAT	Date	AP	USAT
preseason	rv	rv	Dec. 21	rv	rv
Nov. 30	rv	rv	Dec. 28	rv	rv
Dec. 7	25	24	Jan. 4	rv	25
Dec. 14	23	22	Jan. 11	16	18

rv = receiving votes

■ **21 All-American Selections** -- Twenty-one Louisville players have earned All-America status, the latest being consensus third team All-America pick Jordan Nwora in 2020. Six UofL individuals have been consensus first team selections (Charlie Tyra, Wes Unseld, Darrell Griffith, Pervis Ellison, Clifford Rozier and Russ Smith).



■ **Classic Court Design** -- A new design was created last season for Denny Crum Court in the KFC Yum! Center, featuring UofL's vintage "Dunking Cardinal" logo from the 1980's at midcourt, while the baselines pay homage to both Freedom Hall and the city of Louisville. The mid-court mark was refined around the facial feathers, eyes and beak to more closely align with Louisville's primary brand mark, it's Cardinal Bird Head logo. The baseline "LOUISVILLE" block letter font pays homage to the iconic scorer's table signage at Freedom Hall, while the tone-on-tone fleur de lis that appear in the corners of each baseline offers tribute to the city of Louisville flag.

Mack's Milestone Coaching Victories

No.	Date	Score
1	11/13/09	Xavier 83, Youngstown St. 57
50	3/5/11	Xavier 66, Saint Louis 55
100	12/28/13	Xavier 68, Wake Forest 53
150	1/16/16	Xavier 74, Marquette 66
200	12/30/17	Xavier 91, DePaul 87
250	1/18/20	Louisville 79, Duke 73

Louisville Home Conference Record, Last Nine Years

Record	Conference
2020-21 1-0 ACC
2019-20 9-1 ACC
2018-19 6-3 ACC
2017-18 5-4 ACC
2016-17 8-1 ACC
2015-16 8-1 ACC
2014-15 6-3 ACC
2013-14 7-2 American
2012-13 8-1 Big East
	58-16, .784

■ **Johnson on Naismith Award Watch List** — Sophomore guard David Johnson is one of 50 players named to the preseason watch list for the Jersey Mike's Naismith Men's Basketball Player of the Year presented by the Atlanta Tipoff Club. Johnson was honored on the 11-person preseason All-ACC Team and was the leading vote-getter on the second team.

■ **Cards Have Had Productive Defense** — Recent Louisville teams have been known for their defensive intensity and third-year UofL Coach Chris Mack has kept the Cardinals' strong defensively. Louisville was 22nd in the nation in Ken Pomeroy's adjusted defensive rankings last season. Last season, the Cardinals were 13th in the nation in field goal percentage defense (.389), 17th in three-point field goal percentage (.376), 23rd in rebound margin (+6.3), 25th in scoring margin (+10.4) and 32nd in scoring defense (63.7).

UofL has limited 70 opponents over the last seven seasons under 60 points (84 in the last eight years), including 16 times below 50 (once this year). Louisville has ranked among the nation's top 30 in field goal percentage defense in 13 of the past 17 years. Over the last seven years, UofL has held 86 opponents under 40 percent shooting from the field (six this year, 18 last year, 17 in 2018-19), 46 under 36 percent, and 21 under 33 percent. Louisville is 24th nationally in adjusted defense by KenPom through Jan. 13.

■ **Statistical Trends** — UofL is 214-12 over the last 18 seasons when scoring 80 or more points (1-0 this year, 10-0 in 2019-20, 11-2 in 2018-19, 12-0 in 2017-18, 11-1 in 2016-17) ... Over the past 19 years, Louisville is 164-7 when shooting 50 percent or better from the field (3-0 this year, 9-0 in 2019-20, 6-0 in 2018-19, 9-1 in 2017-18, 8-0 in 2016-17) ... UofL is 385-57 when holding its opponent below 70 points over the last 19 years (7-0 this year, 19-2 in 2019-20, 13-4 in 2018-19, 15-2 in 2017-18, 18-2 in 2016-17).

■ **Dorm Will Bear Crum's Name** -- Denny Crum Hall made possible by L&N Federal Credit Union will be the name of a new University of Louisville residence hall, located across Floyd Street from the Planet Fitness Kueber Center that will be built for occupancy by the fall 2022 semester and will house several Cardinal student-athletes. The \$23.5 million, 128-bed residence hall is a partnership among



UofL Athletics, UofL Campus Housing and a third-party developer consisting of Buffalo Construction and Larry Gough. L&N Federal Credit Union has provided a \$2.25 million gift to the Cardinal Athletic Fund to promote the legacy of UofL Athletics through naming the facility in Crum's honor. Men's and women's basketball and women's lacrosse student-athletes as well as other university students will be housed in the new residence hall.

■ **Seven of Last Nine NCAA Champions Have Played in Louisville** - The eventual national champion has played in Louisville's home arena, the KFC Yum! Center, in seven of the arena's nine seasons in existence. Louisville faced eventual champions Connecticut (2011, 2014), Duke (2015) and Virginia (2019) in home games, Kentucky won a pair of games in the 2012 second and third rounds in the KFC Yum! Center, 2016 Champ Villanova won the NCAA South Regional in Louisville, and UofL won the 2013 itself. UofL played 2017 Champion North Carolina, but it was in Chapel Hill.

■ **Cards Have Been Tough on the Road** — UofL has an 87-63 record over the last 15 years on its opponent's home court (.580). Louisville has posted a 31-27 conference road record in its seventh year in the ACC (4-0 this year, 6-4 last year). UofL had the most road victories of any school in Big East Conference games over its last seven years in that league and was a league-best 8-1 in its road games in The American during the 2013-14 season. The Cards have a 77-51 record in conference games on the road over the last 16 seasons (.602). In neutral site games, Louisville has a 40-15 record over the last seven years (.727) and a 50-22 neutral site record over the last 10 years (.694).

■ Louisville has an all-time 20-9 record in games played on Jan. 16, winning its last three on that date.

UofL National Ranking in Field Goal Percentage Defense

2002-03	31st
2003-04	2nd
2004-05	8th
2005-06	49th
2006-07	25th
2007-08	8th
2008-09	22nd
2009-10	161st
2010-11	12th
2011-12	6th
2012-13	37th
2013-14	20th
2014-15	23rd
2015-16	9th
2016-17	20th
2017-18	41st
2018-19	30th
2019-20	13th
2020-21	23rd

UofL Radio Network Affiliates

WHAS	840 AM	Louisville, Ky.
<i>(Flagship Station)</i>		
WKRD	790 AM	Louisville, Ky.
WCKY	1530 AM	Cincinnati, Ohio
WLKT	103.9 FM	Lexington, Ky.
WSFC	1240 AM	Somerset, Ky.
WYMC	1430 AM	Mayfield, Ky.
WLME	102.7 FM	Owensboro, Ky.
WPAD	1560 AM	Paducah, Ky.
WCCK	95.7 FM	Calvert City, Ky.

Sirius XM Satellite Radio (channels vary)

The radio broadcast is also available for a fee through GoCards.com and CardsMobile, the Cards' official Android/iPhone app. Broadcasts are also available by listening to one of the above stations through the iHeart Radio app, such as this link to WHAS: <https://uofl.me/2Pew2dY>



■ **11th Season in KFC Yum! Center** -- This was Louisville's 11th season in the spectacular KFC Yum! Center, located on the banks of the Ohio River in downtown Louisville. The 22,000-seat multi-purpose arena was built at a cost of \$238 million and includes 71 luxury suites, 62 four- or six-seat premium boxes, over 2,000 side-court club seats and four party suites with a seating capacity of 32 each.

UofL's men's and women's teams have permanent locker rooms. There are five additional team locker rooms, two officials locker rooms, five star dressing rooms, a full-function media work room and a full-sized basketball practice court on the event level. The seven levels of the arena (including the upper catwalk) include a collective 721,762 square feet, or roughly the area of 13 football fields.

After passing through the one and a half acre landscaped entry plaza that features a basketball-themed fountain, entering fans can visit the 2,500-square foot UofL adidas store or head to their seats using one of the eight escalators or seven elevators within the building.

Lounge space is abundant within the arena. Four spacious donor rooms are available for Cardinal fans, including three that overlook the Ohio River. The 7,000-square foot main concourse restaurant overlooks the river and a main concourse sports bar has views directly into the arena bowl. Two 4,000-square foot club lounges on the event level, as well as the terrace club and premium box lounges, provide amenities for their respective patrons. The KFC Yum! Center served as the site for the NCAA Men's Basketball Tournament second and third rounds in 2012 and 2015, the NCAA South Regional in 2016 and was the site for the 2012 NCAA Women's Volleyball Championship. The 2019 NCAA South Regional will be staged in the KFC Yum! Center.

Cardinals on Social Media

	<i>Twitter</i>	<i>Instagram</i>
Chris Mack	@CoachChrisMack	
Sam Bearden	@SamBearden2	@sam.bearden
Brad Colbert	@BradCOLbert	@bradcolbert4
Dre Davis	@DAndreDavis	@dandredavis
Aidan Igiehon	@aidanigiehon	@aidanigiehon
David Johnson	@davidjohnson13	@davidjohnson13
Carlík Jones	@carlikjones	@carlikjones
Charles Minlend	@Cminlendjr	@seeminlend14
Josh Nickelberry	@joshnickelberry	@joshnickelberry
Hogan Orbaugh	@hoganorbaugh	@hoganorbaugh
Quinn Slazinski	@QuinnSlazinski	@quinnslazinski
JJ Traynor	@JJTraynor20	@jjtraynor_
Malik Williams	@leek_willi	@leek_willi
Samuell Williamson	@SamuellW	@samuellW
Jae'Lyn Withers	@jaelynwithers	@jaelynwithers
Ashton Myles-Devore	@ashton_md21	@ashtonmd_
Gabe Wiznitzer	@GabeWiznitzer	@gabewiz

■ **Impressive Academic Performance** -- While the UofL men's basketball team has performed well on the court, the Cardinals have excelled in the classroom as well. Louisville has received an NCAA Public Recognition Award seven of the last eight years for ranking among the top 10 percent in men's basketball in the Academic Progress Rate (APR), which measures academic eligibility, retention and graduation for student-athletes. Louisville and Stanford are the only two schools from Power Five conferences that have earned the APR recognition in at least seven of the last eight years.

The men's basketball team has attained a collective 3.0 GPA for 23 of the last 25 semesters, including a 3.100 cumulative team mark for the Fall 2020 semester. Thirteen of 17 Cardinals earned a 3.0 GPA or better in the UofL Fall 2020 semester (10 of 16 in the Spring 2020 semester). A league-high matching five Cardinals were named to the 2020 All-ACC Academic Team and UofL has produced an ACC-best 36 selections over its six years in the league. Departed junior forward Jordan Nwora was named to the 2019-20 CoSIDA Academic All-America second team. Prior to entering the ACC, UofL's men's basketball team earned four straight league Team Academic Excellence Awards, recognizing the highest collective grade-point averages in each of the conference sports (2014 American Athletic Conference, 2011-13 Big East). Seven members of the Cardinals' 2019-20 team earned degrees.

■ **Cardinals Placed Five on 2020 All-ACC Academic Team** -- A league-high matching five UofL men's basketball players were honored on the 2020 All-ACC Academic Men's Basketball team. Earning the honor for the Cardinals were Fresh Kimble, Ryan McMahon, Jordan Nwora, Darius Perry and Samuell Williamson. The five selections for Louisville tied Pitt for the most for any school on the 31-member team. UofL placed six members on the team last year, five in 2017-18, six in 2016-17 and seven in its first two ACC seasons, an ACC-best 36 selections in the last five years.

■ **Comeback Cards** — Over the last nine seasons, UofL has recovered from nine or more points down to win on 36 occasions, including once this year after starting its Jan. 6 game against Virginia Tech down 11-0. Louisville recovered from nine or more points down to win four times last season, all in ACC games and three times in road games. The Cardinals fought back from a 15-point, first-half deficit (14 in second half) to win against Wake Forest on Feb. 5, a nine-point first-half deficit to win at Pittsburgh on Jan. 14, 11 points down in the second half vs. Georgia Tech on Jan. 22 and nine down in the first half at Boston College on Jan. 29. Other recent comebacks include UofL recovering from a 15-point deficit to win its ACC opener vs. Miami in 2019 and fought back from a 12-point deficit at Seton Hall during the 2018-19 season and trailed by nine in the second half.

■ **Three Million Fans** — Louisville passed the three million mark in total home attendance in the KFC Yum! Center on Jan. 21, 2018. A total of 3,751,621 fans have flocked to the spectacular arena to watch UofL play in its 11 seasons. Louisville's average home attendance of 16,658 in 2019-20 was the seventh-largest in the nation. UofL has ranked among the top seven nationally in average home attendance each of the last 39 years. UofL has averaged 19,438 fans per game in its 11 years in the 22,090-capacity KFC Yum! Center.

■ **Cards vs. Non-Conference Foes** -- Louisville has won 86 of its last 90 non-conference games at home in the KFC Yum! Center, spanning the last 11 seasons. The Cardinals won 35 straight at home over non-conference opponents between falling to Kentucky on Dec. 27, 2014 and its previous home non-conference loss on Dec. 31, 2010 to Kentucky. The other four non-conference losses UofL has suffered in the KFC Yum! Center were a 52-46 setback at the hands of Drexel on Dec. 14, 2010; 79-77 to Seton Hall on Dec. 3, 2017; 79-56 to Mississippi State on March 20, 2018; and 71-58 to Kentucky on Dec. 29, 2018. In its 11th season in the spectacular KFC Yum! Center, Louisville has an overall 167-26 record in home games, including a 93-6 record against non-conference opponents. The Cardinals have won 50 of their last 53 home games against non-conference opponents.

■ **17 Sweet 16s for Cards** — Louisville is tied for ninth with 17 Sweet 16 appearances since the NCAA began Sweet 16 records in 1975. The Cardinals reached four additional Sweet 16s that were later vacated. (UofL years in Sweet 16: 1975, 1978, 1979, 1980, 1982, 1983, 1984, 1986, 1988, 1989, 1993, 1994, 1996, 1997, 2005, 2008, 2009; Sweet 16 appearances in 2012, 2013, 2014, and 2015 were vacated). The Cardinals have won seven of their last eight regional semifinal games.

■ **Cardinals Have Reached 11 Elite Eights** -- Louisville has reached the NCAA Elite Eight on 11 occasions, tied for seventh nationally. The Cardinals reached three additional Elite Eights that were later vacated. The NCAA recognizes Elite Eight records since 1951, the first year that all teams in the tournament would be required to win at least one game to advance to the Elite Eight. (UofL years in Elite Eight: 1959, 1972, 1975, 1980, 1982, 1983, 1986, 1997, 2005, 2008, 2009; Elite Eight appearances in 2012, 2013, and 2015 were vacated). The Cardinals have a 10-4 record in regional championship games.

■ **UofL Spring 2021 Semester Begins** -- The 2021 Spring semester began Jan. 11. The last day of classes for the UofL Fall 2020 semester was Dec. 1, with final exams occurring Dec. 3-9.

■ **Rare Freshmen Feat** -- Freshman Dre Davis's 21 points with two rebounds and two assists against Western Kentucky is the most scored by a Cardinal this season. Coupled with the 20 points and nine rebounds that redshirt freshman Jae'Lyn Withers scored in the previous game against Prairie View A&M, it is the first back-to-back games with a UofL freshman scoring 20 or more points in a game since Juan Palacios scored 20 at Houston and 23 against TCU on Jan. 5 and 8, 2005. It is the first time in UofL history in which different freshmen scored 20 or more points in back-to-back games.

Only four Louisville teams have had two freshmen score 20 or more points in a game during a season.

Year UofL Freshmen with 20+ Points

- 1978-79 Scooter McCray, Derek Smith
- 2002-03 Taquan Dean, Francisco Garcia
- 2006-07 Jerry Smith, Edgar Sosa
- 2020-21 Dre Davis, Jae'Lyn Withers

■ **ACC Leads NBA** -- The ACC led all conferences with 84 alumni on opening day NBA rosters. Duke led ACC schools with 26 alums on opening day rosters, while UNC had 12. Florida State and Virginia each had eight and Louisville had six.

■ **Big Margin** -- Louisville's shorthanded 85-48 loss at Wisconsin was its widest margin of defeat since falling 99-59 at Xavier on Feb. 13, 1956; the 48 points were its fewest since scoring 46 at Virginia on March 5, 2016; and the halftime margin of 26 (44-18) was the widest for a Louisville team (previous high: 23 vs. Pitt on 3/8/06). But, at least five successful UofL teams dropped games by more than 30 points, including the Cards' 1948 NAIB National Champions, 1956 NIT Champions, 1959 and 2012 Final Four teams, and the 2009 Elite Eight team which entered the NCAA Tournament as the top overall seed.

Winningest Active Division I Men's Coaches by Percentage
(Entering 2020-21; Minimum five years as a Division I head coach; includes record at four-year colleges only)

Coch.	Current School	Yrs.	Won	Lost	Pct.
1.	Mark Few, Gonzaga	21	599	124	.828
2.	Roy Williams, North Carolina	32	885	253	.778
3.	John Calipari, Kentucky	28	734	215	.773
4.	Mike Krzyzewski, Duke	45	1157	350	.768
	Bill Self, Kansas	27	708	214	.768
6.	Sean Miller, Arizona	16	405	147	.734
7.	Tony Bennett, Virginia	14	346	129	.728
8.	Bruce Pearl, Auburn	25	587	223	.725
9.	Tom Izzo, Michigan State	25	628	241	.723
10.	Gregg Marshall, Wichita State	22	525	204	.720
11.	Ray Harper, Jacksonville State	21	414	171	.708
12.	Randy Bennett, St. Mary's	19	440	182	.707
	Jim Boeheim, Syracuse	44	964	399	.707
14.	Bob Huggins, West Virginia	38	881	372	.703
15.	Jamie Dixon, TCU	17	412	180	.696
16.	Jay Wright, Villanova	26	594	267	.690
17.	Chris Mack, Louisville	11	259	118	.687
18.	Mick Cronin, UCLA	17	384	183	.677
19.	Craig Smith, Utah State	9	205	99	.674
20.	Brad Underwood, Illinois	7	156	76	.672
	Will Wade, LSU	7	158	77	.672
22.	Matt Painter, Purdue	16	362	179	.669

NCAA Sweet 16 Appearances (since 1975)

North Carolina	29
Duke	27
Kentucky*	27
Kansas	23
UCLA*	19
Syracuse*	19
Arizona	18
Michigan State	18
Louisville*	17
Indiana	17
*does not include vacated appearances	

NCAA Elite Eight Appearances (since 1951)

Kentucky	34
North Carolina	26
Duke	22
Kansas	22
UCLA*	20
Michigan State	14
Louisville*	11
Arizona	11
UConn	11
Indiana	11
Villanova	11
*does not include vacated appearances	

■ **Nine NBA Draft Picks in Last Eight Years** -- A total of 76 former Louisville players have been selected in the NBA Draft, including nine in the last eight years. UofL is eighth in the nation with 25 first-round draft picks and Louisville is one of just 10 schools in the nation with 70+ draft picks. A total of 18 former UofL players have played in the NBA over the last eight years.

The Cardinals' latest NBA draft selection was Jordan Nwora, who was selected in the second round of the 2020 NBA Draft by the Milwaukee Bucks with the 45th pick overall.

In addition to Nwora, those recent picks include Ray Spalding (2018, 2nd round, 56th overall selection, Philadelphia 76ers), Donovan Mitchell (2017, 1st round, 13th overall selection, Denver Nuggets), Chinanu Onuaku (2016, 2nd, 37th, Houston Rockets), Terry Rozier (2015, 1st, 16th, Boston Celtics), Montrezl Harrell (2015, 2nd, 32nd, Houston Rockets), Russ Smith (2nd, 47th, Philadelphia 76ers), Gorgui Dieng (2013, 1st, 21st, Utah Jazz) and Peyton Siva (2013, 2nd, 56th, Detroit Pistons). Mitchell won the 2018 Verizon NBA Slam Dunk Contest, was runner-up for the 2018 NBA Rookie of the Year and was a member of the 2020 NBA All-Star team. Harrell was the 2020 NBA Sixth Man of the Year.

Four recent Cardinals reached the NBA as undrafted free agents over the last four years, including Deng Adel (Cleveland Cavaliers, 2018), Jaylen Johnson (Chicago Bulls, 2018), Mangok Mathiang (Charlotte Hornets, 2017) and Damion Lee (Atlanta Hawks/Golden State Warriors, 2017).

Louisville has produced 25 first-round NBA Draft choices, including 12 in the top ten and six among the top three picks (Pervis Ellison first in 1989; Wes Unseld second in 1968; Darrell Griffith second in 1980; Charlie Tyra second in 1957; Rodney McCray third in 1983; George Hauptfuhrer third in 1948).

■ **Eight Former UofL Assistants Are Head Coaches** -- Eight former Louisville assistant coaches are active head coaches. The list includes Mike Balado at Arkansas State, Mick Cronin at UCLA; Scott Davenport at Bel-larmine; Kevin Keatts at NC State, Steve Masiello at Manhattan; Greg Paulus at Niagara, Richard Pitino at Minnesota and Kevin Willard at Seton Hall. Seven former UofL assistants have guided their teams to NCAA Tournament appearances over the last six years (since 2014; Cronin, Davenport, Keatts, Masiello, Marvin Menzies, Pitino and Willard).

■ **Cardinals Regularly Face Difficult Schedule** — Louisville will play eight games during the 2020-21 season against teams ranked in Associated Press Top 25 preseason poll. The Cardinals have played a schedule ranked among the top 16 toughest by the ratings percentage index or the recent NCAA NET ranking in 10 of the past 12 seasons. Louisville faced one of the nation's most difficult schedules in 2018-19, with the Cardinals' schedule ranked as the fourth-toughest in the nation in the NET and its non-conference schedule was the 11th-strongest slate. Louisville's 2019-20 schedule was 18th in the NCAA's NET.

Louisville RPI/NET & Strength of Schedule Last 13 Years		
Year	NET	SOS
2019-20	8	18
2018-19	22	4
Year	RPI	SOS
2017-18	42	10
2016-17	11	3
2015-16	16	38
2014-15	19	16
2013-14	16	49
2012-13	2	4
2011-12	10	2
2010-11	17	11
2009-10	45	11
2008-09	7	12
2007-08	10	4

Cardinals in the NCAA Tournament

■ Louisville made its 39th NCAA Tournament appearance in 2019. The Cards have reached the Sweet 16 on 17 occasions and have advanced to the Elite Eight 11 times. Louisville is seventh in NCAA Tournament appearances (39), ninth in tournament victories (61) and sixth in tournament games (102). UofL has a 61-41 overall NCAA Tournament record, reaching the Final Four eight times. *(Louisville had 43 NCAA Tournament and 21 Sweet 16 appearances before four of each in 2012, 2013, 2014 and 2015 -- plus three Elite Eights and a 15-3 record -- were vacated by the NCAA Committee on Infractions.)*

■ Louisville is tied for eighth with 17 Sweet 16 appearances since the NCAA began Sweet 16 records in 1975 (years: 1975, 1978, 1979, 1980, 1982, 1983, 1984, 1986, 1988, 1989, 1993, 1994, 1996, 1997, 2005, 2008, 2009; Sweet 16 appearances in 2012, 2013, 2014, and 2015 were vacated).

■ Louisville is tied for seventh with 11 Elite Eight appearances since the NCAA began Elite Eight records in 1951 (years: 1959, 1972, 1975, 1980, 1982, 1983, 1986, 1997, 2005, 2008, 2009; Elite Eight appearances in 2012, 2013, and 2015 were vacated).

■ UofL Coach Chris Mack has an 11-9 record in his ninth NCAA Tournament appearance (the last six straight years), including reaching the Sweet 16 on four occasions and the Elite Eight in 2017. All but the 2019 appearance occurred when he was the head coach at Xavier, where he guided the Musketeers to the school's first-ever No. 1 NCAA Tournament seed in 2018.

All-Time NCAA Final Four Appearances	
North Carolina	20
UCLA	17
Kentucky	17
Duke	16
Kansas	14
Ohio State	11
Michigan State	10
Louisville	*8
Indiana	8

UofL in the NCAA Tournament *	
NCAA Tournament Appearances	39
All-Time NCAA Tourn. Record	61-41
Sweet 16 Appearances	17
Elite Eight Appearances	11
Final Four Appearances	8
NCAA Championships	2
Mack's NCAA Tourn. Record	11-9
Mack's NCAA Tourn. Appearances	9

* does not include a 15-3 record, four NCAA Tournament, four Sweet 16, and three Elite Eight appearances in 2012-15 -- plus the 2012 and 2013 Final Fours and 2013 NCAA Title

■ **Cards Elect Pair of Captains** — Senior forward/center Malik Williams and graduate transfer guard Carlik Jones were selected as team captains for the 2020-21 men's basketball season by a vote of their teammates. Williams also served as a captain last season and is the 18th multi-year captain in UofL history.

■ **Louisville Top College Basketball Market** -- Louisville is consistently the highest-rated television market for college basketball on ESPN. Louisville has been the top market each of the last 18 years and every year since ESPN began tracking the data. Louisville's average 4.2 rating for the 2018-19 season led all markets and was well ahead of second-place Knoxville, which averaged a 2.9 rating. The remaining top five was Raleigh-Durham (2.8), Greensboro-High Point (2.7) and Kansas City (2.5). The Cardinals' NCAA Sweet 16 game against Kentucky in 2014 drew a 51.5 rating and 73 share, making it the second highest-rated event in Louisville television history. UofL's 2013 NCAA Championship game vs. Michigan (later vacated) is the top-rated television event all-time in the Louisville market. Louisville was No. 3 ESPN market for women's basketball in 2019 (0.5) and was the No. 11 ESPN/ABC market for college football in 2016 (3.5 average rating).

Cardinals Active in Professional Basketball

NBA		
Name	Yrs. @ UofL	Team
Gorgui Dieng	'10-13	Memphis Grizzlies
Montrezl Harrell	'12-15	Los Angeles Lakers
Damion Lee	'15-16	Golden State Warriors
Donovan Mitchell	'15-17	Utah Jazz
Jordan Nwora	'17-20	Milwaukee Bucks
Terry Rozier	'13-15	Charlotte Hornets
Ray Spalding	'15-18	Charlotte Hornets
Foreign/G-League Teams		
Deng Adel	'15-18	Illawarra Hawks (Australia)
Chane Behanan	'11-14	Santeros de Aguada (Puerto Rico)
Wayne Blackshear	'11-15	Spojnja (Poland)
Rakeem Buckles	'09-12	Hapoel Haifa (Israel)
Earl Clark	'06-09	Anyang KCG (South Korea)
Taquan Dean	'02-06	Chemidor Tehran (Iran)
(now Taqwa Pinero)		
Steven Enoch	'18-20	Obradoiro (Spain)
Khwan Fore	'18-19	Koop Spor (Cyprus)
Tony Hicks	'16-17	Rostock (Germany)
Terrence Jennings	'08-11	Hitech Bangkok (Thailand)
Jaylen Johnson	'14-17	Iowa Wolves (G-League)
Chris Jones	'13-15	Windsor Exp. (Canada)
VJ King	'16-19	Westchester Knicks (G-League)
Lamar Kimble	'19-20	Worcester W. (U. Kingdom)
Preston Knowles	'07-11	Mono Vampire (Thailand)
Kyle Kuric	'08-12	FC Barcelona Lassa (Spain)
Trey Lewis	'15-16	M. Rishon (Israel)
Anas Mahmoud	'14-18	Al Zamalek (Egypt)
Mangok Mathiang	'13-17	Cedevita Olimpija (Slovenia)
Alhaji Mohammed	'01-03	U.S. Monastir (Tunisia)
Larry O'Bannon	'01-05	CD Valdivia (Chile)
Chinanu Onuaku	'14-16	Zadar (Croatia)
Juan Palacios	'04-08	Titanes (Colombia)
Samardo Samuels	'08-10	Chorale de Roanne (France)
Peyton Siva	'09-13	Alba Berlin (Germany)
Chris Smith	'11-13	H. Jerusalem (Israel)
Jerry Smith	'06-10	Larissa BC (Greece)
Russ Smith	'10-14	Fajardo (Puerto Rico)
Quentin Snider	'14-18	AEK Larnaca (Cyprus)
Edgar Sosa	'06-10	Boulazac (France)
Kevin Ware	'11-14	London L. (United Kingdom)

■ **Cards Sign Top 10 Recruiting Class** — Five outstanding high school products have each signed a national letter-of-intent to continue their basketball playing careers at Louisville, ranking this Cardinal group among the nation's top 10 recruiting classes (sixth by Rivals.com, 10th by 247sports.com). All five individuals are ranked among the nation's top 200 prospects.

The list of impressive signees includes **El Ellis**, a 6-3, 175-pound guard from Durham, N.C. and Tallahassee (Fla.) Community College; **Mike James**, a 6-6, 195-pound guard/forward from Oak Ridge High School in Orlando, Fla.; **Bobby Pettiford**, a 6-1, 175-pound guard from Durham, N.C. and South Granville High School in Creedmore, N.C.; **Eric Van der Heijden**, a 6-8, 205-pound guard/forward from Millbrook High School in Raleigh, N.C.; and **Roosevelt Wheeler**, a 6-10, 240-pound forward/center from John Marshall High School in Richmond, Va.,



ELLIS



JAMES



PETTIFORD



VAN DER HEIJDEN



WHEELER

El Ellis averaged 14.3 points, 4.5 assists and 3.9 rebounds as a freshman last season at Tallahassee Community College, connecting on 40.3 percent of his three-point goals (52-of-129) and 84.5 percent of his free throws.

Ellis is the top junior college prospect in the nation in the 247Sports.com composite rankings. After leading his team to a 27-6 record in 2019-20, Ellis earned NJCAA second-team All-America honors and became Tallahassee's first All-American since 2001. He was named the Panhandle Conference Player of the Year, just the fourth freshman since 1997 to attain that honor.

Before moving to junior college, Ellis scored 2,382 career points at Quality Education Academy in Winston-Salem, N.C. He averaged 16.7 points, 4.7 assists and 1.2 steals as a senior.

Mike James averaged 18.5 points, 6.1 rebounds and 1.3 assists as a junior last season in helping Oak Ridge achieve a 21-9 record while reaching the Class 7A state semifinals, earning first team all-state honors. A first team all-state selection and Orlando Sentinel All-Area team member, James is ranked No. 74 nationally by Rivals.com and 86th by 247Sports.com.

James was a 7A State All-Tournament Team selection when he scored 27 of his team's 55 points in the state semifinals before colliding with another player at the end of regulation (8-12 FG, 4-6 3FG, 7-8 FT). He missed the overtime period when his team fell.

Bobby Pettiford averaged 21.8 points, 7.4 assists, 6.0 rebounds and 2.9 steals as a junior last season in helping South Granville to a 30-1 record, the NCHSAA Class 2A state semifinals, earning first team all-state honors. Honored on the MaxPreps 2019-20 Junior All-America honorable mention team, he is ranked No. 94 nationally by 247Sports.com. No. 96 in the ESPN 100, and is 134th by Rivals.com.

Pettiford led South Granville to its most successful season in program history in 2019-20, earning a perfect 26-0 record in the regular season and conference tournament. He became South Granville's all-time leading scorer as a junior last season and has amassed 1,627 career points, 513 assists and 251 steals in three seasons. As a sophomore, Pettiford was the Northern Carolina 1A/2A Conference player of the year when he averaged 19.4 points, 5.5 rebounds and 2.3 steals as a sophomore.

Eric Van der Heijden averaged 12.1 points, 5.6 rebounds, 4.0 assists and 1.5 steals as a junior last season in helping Millbrook earn a 23-4 record, falling in overtime in the third round of the 4A state playoffs. He connected on 45 percent of his three-pointers and made 75 percent of his free throws.

A first-team all-conference and third-team all-district selection, Van der Heijden is ranked No. 193 nationally in the 247Sports.com national composite rankings. On seven occasions, van der Heijden dished out six or more assists. He produced a triple-double on Feb. 14 against Broughton with 16 points, 10 rebounds and a career-high 10 assists. He transferred to Millbrook after his sophomore season at Ravenscroft, where he played with his brother as Ravenscroft won its fourth straight conference championship.

Roosevelt Wheeler averaged 15.8 points, 11.9 rebounds and 4.3 blocked shots as a junior last season as one of five John Marshall High School players who averaged double figures in scoring. He helped his team achieve a 23-2 record and the 2020 Virginia 2A state championship, John Marshall's second state title in his three years there. A first-team all-state and all-region selection last season, Wheeler is ranked No. 42 nationally by Rivals.com, 60th in the 247Sports.com composite rankings and No. 82 in the ESPN 100.

Known as "Big Rose," Wheeler grew up in Atlanta before moving to Hampton, Va. in August of 2016. He moved to Richmond in 2017 and as a freshman, came off the bench to help John Marshall win the Virginia state 3A championship. In Wheeler's sophomore year, John Marshall fell in overtime in the semifinals of the 3A state championship during its 21-5 season before the school moved to Class 2A for the 2019-20 season. His Team Loaded AAU VA squad produced a perfect 40-0 record during the summer of 2018, won the Adidas Gauntlet Championship and was the top-ranked 15U team in the nation.

■ **Anniversary Year for Two Championship teams** — The 2020-21 season will mark notable anniversaries for two of Louisville's national championship teams. It is the 35th anniversary for UofL's 1986 NCAA Championship team (32-7 record), which was guided by future Hall of Fame Coach Denny Crum and featured four starters that currently rank among the top 11 scorers all-time at UofL: Pervis Ellison (2,143 career points), Milt Wagner (1,836), Herbert Crook (1,723) and Billy Thompson (1,685); starting guard Jeff Hall was also a career 1,000-point scorer (1,294). Louisville defeated Duke 72-69 in the 1986 title game and Ellison became the second freshman in NCAA history to be named the Most Outstanding Player after producing 25 points and 11 rebounds against the Blue Devils. It also marks the 65th anniversary of the Cardinals' 1956 National Invitation Tournament title. The 1956 NIT Champions, which UofL Coach Peck Hickman had directed to a No. 6 national ranking entering the tournament, beat third-ranked Dayton 93-80 in the title game to cap a 26-3 season. Former UofL All-America Charlie Tyra was honored as the Most Valuable Player of the 1956 NIT, scoring 29 points against St. Joseph's in the national semifinal. Tyra, UofL's first consensus All-America player, is the father of current UofL Vice President/Director of Athletics Vince Tyra.

Ellis is the top junior college prospect in the nation in the 247Sports.com composite rankings. After leading his team to a 27-6 record in 2019-20, Ellis earned NJCAA second-team All-America honors and became Tallahassee's first All-American since 2001. He was named the Panhandle Conference Player of the Year, just the fourth freshman since 1997 to attain that honor.

Career 1,000 Point Scorers by School	
76	North Carolina
69	Louisville
67	Duke
67	Villanova
63	Notre Dame
62	Syracuse

All-Time NCAA Division I Records by Percentage (entering 2020-21 season)

School	1st Yr.	Yrs.	Won	Lost	Pct.
1. Kentucky	1903	117	2,318	712	.765
2. North Carolina	1911	110	2,275	818	.736
3. Kansas	1899	122	2,302	868	.726
4. Duke	1906	115	2,201	893	.711
5. UNLV	1958	62	1,279	571	.691
6. UCLA	1920	101	1,906	864	.688
7. Syracuse	1901	119	1,922	922	.676
8. Arizona	1905	115	1,834	957	.657
9. Western Ky.	1915	101	1,815	946	.657
10. Villanova	1921	100	1,799	941	.657
11. Louisville	1912	106	1,746	933	.652
12. Murray State	1926	95	1,663	903	.648
13. VCU	1974	47	936	512	.646

HEAD COACH CHRIS MACK

Chris Mack, whose teams have participated in the NCAA Tournament in nine of his 11 seasons as a head coach, was named as the head coach of the University of Louisville men's basketball team on March 28, 2018.



Among active coaches, Mack's .687 winning percentage as a head coach ranks him 17th in the nation entering the 2020-21 season and his 259 victories entering the year were the 12th most amassed by a coach in their first 11 seasons.

In his second season with the Cardinals in 2019-20, Mack guided Louisville to a 24-7 record and a 15-5 ACC mark, which tied UofL for second in the regular season standings before the postseason was cancelled due to world health concerns. It was the best overall record through 31 games for a Louisville team in six years and marked the most conference victories for the Cardinals in their six years in the ACC. The Cards achieved a Top 15 ranking throughout the season, including two weeks as the nation's top-ranked team in the AP and USA Today polls.

In his first season at Louisville, Mack guided the Cardinals to a 20-14 record and earned a No. 7 seed in the NCAA Tournament while facing the nation's fourth-toughest schedule. Picked to finish 11th in the ACC, UofL achieved a 10-8 conference record and earned a tie for sixth in the final regular season standings. The Cardinals beat four Associated Press Top 25 teams and were No. 22 in the nation in the NCAA's NET rankings. Entering the season, UofL had returned one starter and about a third of its scoring and rebounding from the previous year.

In nine seasons as the head coach at Xavier, Mack guided the Musketeers to a 215-97 record and eight NCAA Tournament appearances (the last five straight years), including reaching the Sweet 16 on four occasions and the Elite Eight in 2017. His teams won or shared three conference regular season championships while compiling a 105-49 league record over nine seasons in the Big East and Atlantic 10.

His 2017-18 Xavier squad achieved a 29-6 record, won Xavier's first Big East Conference regular season championship and earned the school's first-ever No. 1 seed in the NCAA Tournament. Mack was honored as the 2018 Big East Coach of the Year, NABC District 5 Coach of the Year, and he became the all-time coaching wins leader with the Musketeers. Xavier finished third in the final Associated Press poll – its highest ever ranking -- and last year's team

was one short of the school record for victories.

Mack's contract with the Cardinals is for seven years, extending through the 2024-25 season. He is just the fourth head coach to guide the Cardinals in the last 48 years, following Denny Crum (1971-2001), Rick Pitino (2001-17) and David Padgett (2017-18). Mack is the 21st head coach in Louisville's 104-year history and the seventh in the past 74 years.

Mack, 50, received the 2016 Henry Iba Award as the U.S. Basketball Writers Association (USBWA) National Coach of the Year while also earning the CBS Sports and Basketball Times magazine National Coach of the Year awards that season. He led Xavier to a 28-6 record in 2015-16 and achieved a No. 2 seed in the NCAA Tournament and a No. 5 ranking in the final AP poll, which at the time was the school's highest seed and ranking in school history.

His 2016-17 Xavier team made an NCAA Tournament run to the Elite Eight after entering the event as a No. 11 seed. His teams have reached the NCAA Sweet 16 on four occasions, in 2010, 2012, 2015 and 2017. As a player, assistant and head coach, Mack has been a part of 19 NCAA Tournament appearances.

Born Dec. 30, 1969 in Cleveland, Ohio, Mack was the 2010-11 Atlantic 10 Conference Coach of the Year in his second year as a head coach. In addition, he was the recipient of the 2011 Skip Prosser Man of the Year award, which was established in 2008 to honor those who not only achieve success on the basketball court but who display moral integrity off the court as well.

He was the 2009-10 Basketball Times Rookie Coach of the Year when, in his initial year, he guided Xavier to a 26-9 record, shared the Atlantic 10 Championship and advanced to the NCAA Sweet 16.

Mack served as a court coach for the 2016 USA Basketball Men's U18 National Team training camp in the summer of 2016 at the United States Olympic Training Center in Colorado Springs, Colorado.

Before rising to a head coaching position, Mack was a part of successful staffs throughout his career. He spent five seasons as an assistant on Sean Miller's Xavier staff (2004-09) after serving on the staff of the late Skip Prosser at Xavier as director of basketball operations (1999-01) and as an assistant coach at Wake

Best Career Coaching Starts in 11 Seasons by Wins		Seasons	W	L
Rk	Coach, School			
1.	Roy Williams, Kansas	1989-99	305	72
2.	Thad Matta, Butler/Xavier/Ohio St.	'01-11	292	88
3.	Mark Few, Gonzaga	2000-10	291	73
4.	Jamie Dixon, Pittsburgh	2004-14	288	96
5.	Sean Miller, Xavier / Arizona	2005-15	283	99
6.	Everett Case, NC State	1947-57	280	71
7.	Denny Crum, Louisville	1972-82	263	74
8.	Jim Boeheim, Syracuse	1977-87	261	84
9.	Nolan Richardson, Tulsa / Arkansas	1981-91	260	92
	John Calipari, UMass / Memphis	1989-96, 2001-03	260	101
	Tim Cluess, LIU Post / Iona	2007-17	260	101
12.	Chris Mack, Xavier / Louisville	2009-20	259	118
	Jerry Tarkanian, Long Beach State / UNLV	1969-79	259	49

Forest (2001-04).

In 10 seasons as an assistant or operations director, he helped his teams produce a 229-96 record (.705), win four regular season titles and one conference tournament championship, and secure eight NCAA Tournament appearances, advancing to three Sweet 16s and one Elite Eight. Those teams won at least 20 games in nine of the 10 seasons.

Mack began his coaching career in 1993 as the junior varsity girls basketball coach at McAuley High School in Cincinnati. He was the varsity girls basketball coach at Mount Notre Dame High School in Reading, Ohio, for four years (1995-99), directing the team to four straight sectional titles and earning Cincinnati Post Coach of the Year honors in 1996.

A 1992 Xavier graduate with a degree in communication arts, Mack was a two-time team captain as a player at Xavier under then head coach Pete Gillen. He won the 1993 Midwestern City Conference (MCC) regular season championship (12-2 record) and reached the second round of the NCAA Tournament.

Mack was the 1987-88 Cincinnati Post Metro Player of the Year at St. Xavier High School in Cincinnati before going on to start for two seasons at Evansville under Jim Crews, winning an MCC Regular Season Championship and a trip to the second round of the 1989 NCAA Tournament as a freshman at Evansville. He transferred to Xavier after his sophomore season.

Mack and his wife, Christi, have two daughters, Laine (14) and Hailee (13), and a son, Brayden (4). A native of Louisville, the former Christi Hester was the runner-up for Kentucky Miss Basketball as a senior at Holy Cross High School. She played basketball at Dayton, where she scored 1,268 career points and was later inducted into the university's Athletic Hall of Fame in 2014. She served as the Director of Basketball Operations for the Xavier women's basketball team (2001-03) and more recently as the head girls basketball coach at Cincinnati's Colerain High School Cardinals.

Mack and his wife created the Mack Family Foundation in 2016, a family-centered foundation whose mission is to serve, inspire and aid less fortunate children.

Chris Mack Head Coaching Record

Season	School	Overall	Conference	Postseason
2020-21	Louisville	9-1	4-0 ACC	
2019-20	Louisville	24-7	15-5 ACC	(cancelled)
2018-19	Louisville	20-14	10-8 ACC	NCAA 1st Round
2017-18	Xavier	29-6	15-3 Big East*	NCAA 2nd Round
2016-17	Xavier	24-14	9-9 Big East	NCAA Elite Eight
2015-16	Xavier	28-6	14-4 Big East	NCAA 2nd Round
2014-15	Xavier	23-14	9-9 Big East	NCAA Sweet 16
2013-14	Xavier	21-13	10-8 Big East	NCAA 1st Round
2012-13	Xavier	17-14	9-7 Atlantic 10	
2011-12	Xavier	23-13	10-6 Atlantic 10	NCAA Sweet 16
2010-11	Xavier	24-8	15-1 Atlantic 10*	NCAA 2nd Round
2009-10	Xavier	26-9	14-2 Atlantic 10**	NCAA Sweet 16
Totals		268-119	134-62 3 titles	9 NCAA (11-9)
		.693	.684	

*regular season champion ** regular season co-champion

Last time an individual had ...

	For Louisville	For A Louisville Opponent
30 or more points	37 by Jordan Nwora vs. Boston College (1/29/20)	33 by Trey McGowens, Pittsburgh (1/9/19)
35 or more points	37 by Jordan Nwora vs. Boston College (1/29/20)	43 by Jamel Artis, Pittsburgh (1/11/17)
20 points in a half	21 by Jordan Nwora vs. Boston College, 1H (1/29/20)	20 by Trey McGowens, Pittsburgh, 1st half (1/9/19)
15 or more rebounds	15 by Dwayne Sutton vs. Miami (Ohio) (12/18/19)	15 by Charles Bassey, Western Kentucky (12/1/20)
20 or more rebounds	23 by Ellis Myles vs. Tennessee St. (12/1/01)	26 by Derrick Griffin, Texas Southern (12/10/16)
A four-point play	Ryan McMahon vs. Wake Forest (2/5/20)	Jalen Cone, Virginia Tech (1/6/21)
12 made free throws	13 by Christen Cunningham vs. Minnesota, 13 att. (3/21/19)	13 by Seth Allen, Virginia Tech (1/27/16)
7 made three-point goals	7 by Ryan McMahon vs. NC State (2/1/20)	7 by Tomas Woldetensae, Virginia in 10 att. (2/8/20)
10 or more assists	12 by Darius Perry vs. Youngstown State (11/10/19)	11 by Faite Williams, Prairie View A&M (11/29/20)
5 or more blocked shots	5 by Anas Mahmoud vs. Florida State (3/7/18)	5 by Charles Bassey, Western Kentucky (12/1/20)
5 or more steals	5 by Donovan Mitchell vs. Notre Dame (1/4/17)	5 by Armon Fletcher, Southern Illinois (12/7/16)

The Last Time a Team ...

	Louisville	Opponent
Scored 100 points	104-54 win over Southern (11/13/18)	101-104 5OT loss to Notre Dame (2/9/13)
Scored less than 50 points	85-48 loss at Wisconsin (12/19/20)	79-44 victory over Evansville (11/25/20)
Scored 60 points in a half	61 vs. Grand Canyon; 1st H of 111-63 win (12/5/15)	60 by Tulane; 2nd H of 109-96 win (1/18/90)
Scored under 20 points in a half	18 vs. Wisconsin; 1H of 85-48 loss (12/19/20)	16 by Evansville 1H, 79-44 UL win (11/25/20)
Had a +20 Rebound Margin	28 (46-18) vs. Evansville (11/25/20)	26 (57-31) by Kentucky (12/31/11)
Grabbed 60 or more rebounds	60 vs. Jacksonville State (11/17/14)	60 by George Mason (1/4/94)
Grabbed less than 25 rebounds	19 vs. Virginia (2/6/17)	18 by Evansville (11/25/20)
Shot 60% or better from the field	.609 (28-46) vs. Prairie View A&M (11/29/20)	.614 (43-70) by Charlotte (2/11/01)
Shot 30% or below from the field	.259 (14-54) vs. Syracuse (2/20/19)	.298 (14-47) by Evansville (11/25/20)
Shot 70% from the field for a half	.714 (20-28) vs. Pittsburgh in 1st H (1/24/17)	.765 (13-17) by Georgetown in 2nd H (1/31/11)
Made 5 or less free throws	5 vs. North Carolina (in 8 attempts, 3/14/19)	2 by Notre Dame (in 3 attempts, 1/11/20)
Made 15 three-point goals	16 (in 30 attempts) vs. Rutgers (2/16/14)	17 by Virginia Tech (2/18/17)
Made No three-point goals	0 vs. Pittsburgh (2/11/15)	0 by Cal State Northridge (12/23/14)
Shot 60% from the three-point line	.600 (12-20) vs. Georgia Tech (2/9/18)	.654 (17-26) by Virginia Tech (2/18/17)
Handed out 25 or more assists	28 vs. UCF (12/31/13)	25 by Notre Dame (2/28/08)
Handed out 5 or less assists	1 vs. Kentucky (12/27/14)	5 by Youngstown State (11/10/19)
Committed 25 or more turnovers	26 vs. West Virginia (1/31/09)	25 by FIU (12/5/14)
Committed 5 or fewer turnovers	2 vs. Seton Hall (11/27/20)	5 by Miami (Fla.) (1/7/20)
Blocked 10 or more shots	10 vs. Albany (12/20/17)	14 by Connecticut (3/4/06)
Had No Blocked Shots	0 vs. Virginia Tech (3/1/20)	0 by Evansville (11/25/20)
Had 15 or more steals	15 vs. Georgia Tech (2/8/18)	19 by Rutgers (3/13/14)
Had No Steals	0 vs. Saint Louis (2/12/03)	0 by Saint Louis (3/22/14)

Louisville Top Efforts Last 19 Years*(Since 2001-02)***Longest winning streak (single-season):** 17 games (2002-03)**Longest winning streak (multiple-season span):** 21 games (last 16 G of 2012-13, first 5 G of 2013-14)**Longest conference winning streak:** 10, three times -- 2008-09, 2012-13, & 2019-20 seasons**Longest losing streak:** 4 games (2003-04)**Longest conference losing streak:** 4 games (2003-04)**Most points scored in a game:** 114 vs. Western Kentucky, 12-22-10 (UL 114, WKU 82)**Fewest points scored in a game:** 45 vs. Cleveland State, 11-26-14 (UL 45, CSU 33)**Most points allowed in a game:** 104 vs. Notre Dame, 2-9-13 (UND 104, UL 101, 5 ot)**Fewest Points Allowed in a Game:** 26 vs. Savannah State, 11-24-14 (UL 87, SSU 26)**Fewest Points Allowed in a Conference Game:** 31 vs. Rutgers, 3-13-14 (UL 92, RU 31)**Largest Margin of Victory:** 64 vs. Morehead St., 12-27-04 (UL 104, USA 40)**Largest Margin of Victory in a Conference Game:** 61 vs. Rutgers, 3-13-14 (UL 92, RU 31)**Largest losing margin:** 37 at Wisconsin, 12-19-20 (UW 85, UL 48)**Fewest points scored in a win:** 45 vs. Cleveland State, 11-26-14 (UL 45, CSU 33)**Most points allowed in a win:** 90 vs. Virginia Tech, 2-18-17 (UL 94, VT 90)**Most points scored in a loss:** 101 vs. Notre Dame, 2-9-13 (UND 104, UL 101, 5 ot)**Fewest points allowed in a loss:** 52 vs. Drexel, 12-14-10 (DU 52, UL 46); vs. Syracuse, 2-13-12 (SU 52, UL 51); vs. Virginia, 2-17-15 (UVA 52, UL 47)**Largest deficit overcome to win a game:** 20 vs. West Virginia, 3-26-05 (UL 18, WVU 38)**Largest lead given up in a loss:** 23 vs. Duke, 2-12-19 (UL 59, BU 36)**Highest shooting percentage:** .667 vs. North Carolina Central, 11-17-19 (UL 87, UNCC 58)**Highest shooting percentage in a conference game:** .652 vs. Pittsburgh, 1-25-15 (UL 80, Pitt 68)**Lowest shooting percentage:** .259 vs. Kentucky, 12-27-14 (Kentucky 58, UL 50)**Lowest shooting percentage in a conference game:** .259 vs. Syracuse, 2-20-19 (Syracuse 69, UL 49)**Highest 3-point percentage:** .778 vs. Memphis, 2-4-04 (UL 58, UM 62)**Highest 3-point percentage in a conference game:** .778 vs. Memphis, 2-4-04 (UL 58, UM 62)**Lowest 3-point percentage:** .000 vs. Pittsburgh, 2-11-15 (UL 69, Pitt 56)**Lowest 3-point percentage in a conference game:** .000 vs. Pittsburgh, 2-11-15 (UL 69, Pitt 56)**Most three-pointers:** 22 vs. Hartford, 11-17-07 (UL 104, UH 69)**Free throws made:** 42 vs. Nicholls, 11-8-18 (in 55 attempts; UL 85, NSU 72)**Most assists:** 34 vs. VMI, 12-23-04 (UL 107, VMI 56)**Most blocked shots:** 18 vs. Holy Cross, 12-7-03 (UL 56, HC 40)

1 Carlik Jones

G 6-1 185 Gr. - Tr. Cincinnati, Ohio (Radford University)



- Carlik is pronounced car-LEEK
- Graduate transfer is second in the ACC in assists. He is the only player in the ACC to rank among the top 15 in scoring (17.2 ppg, 4th in the ACC), rebounding (6.6 rpg/14th) and assists (4.7 apg/2nd).

- Produced his second double-double of the year with a season-high 23 points and 10 rebounds at Wake Forest, his second 20-point outing of the season and 28th of his collegiate career. Jones is the first Louisville guard with at least 20 points and 10 rebounds since Terry Rozier finished with 22 and 10 in a 69-56 win against Pittsburgh on Feb. 11, 2015. His 23 points are the most by a UofL guard with 10 or more rebounds since Larry O'Bannon had 25 points and 11 boards in an 85-51 win vs. North Carolina A&T on Dec. 14, 2004.

- Noted as the top graduate transfer in the country by ESPN in 2020. He is ranked among the top 25 players in college basketball for 2020-21 by ESPN.

- Jones is 10th in the nation in career assists among active players with 511 (42 at Louisville, 469 at Radford) and is 11th nationally among active career scorers with 1,707 points (155 at UofL, 1,552 at Radford). He handed out his 500th career assist at Boston College on Jan. 2 and scored his 1,700th career point at Wake Forest on Jan. 13.

- Combined with Radford and Louisville, he has 92 career double-figure scoring efforts, including the last 32 consecutive games (all nine at Louisville).

- Named to the John R. Wooden Award presented by Wendy's Midseason Top 25 Watch List on Jan. 6.

- Honored as co-MVP of the Cardinals' victory over Kentucky by Bluegrass Sports Commission with a season-high 20 points, 5 rebounds and 2 assists.

- Named the Most Valuable Player of the 2020 Wade Houston Tipoff Classic.

- Missed UofL's game at Wisconsin with COVID-19 issues.

- Honored as a 2020-21 Preseason All-America selection by Stadium on the five-person third team preseason All-America team, placing Jones among the top 15 players in the nation.

- Produced a double-double against Seton Hall with 18 points, 11 rebounds and six assists. His 11 rebounds were the most for a Louisville guard since Terry Rozier pulled down 14 vs. NC State in the 2015 NCAA East Region semifinals (3-27-15).

- Filled up the box score in his debut vs. Evansville, producing team highs of 18 points, eight rebounds and seven assists on Nov. 25. His scoring total is tied for the fifth-most in a UofL debut.

- Averaged 20.0 points, 5.5 assists, 5.1 rebounds and 1.4 steals as a redshirt junior in leading Radford to a 21-11 record and their second straight Big South Conference regular season championship in 2019-20.

- Only player in the nation to average at least 20.0 points, 5.0 rebounds and 5.0 assists per out-

ing last season, and was one of just 16 players in Division I men's basketball to do so since the 1996-97 season. His scoring average was 28th in the nation and his assists per game ranked 36th nationally.

- Honored as the 2019-20 Big South Player of the Year. He produced 18 games with 20 or more points, including scoring 30 or more on three occasions, and had 16 games with five or more assists, including four with 10 or more.

- Became the seventh player in Big South Conference history to reach over 1,000 points, 400 rebounds and 400 assists in a career. His 1,552 career points rank eighth at Radford and his 469 assists are the third.

- An All-Big South first team selection in 2019-20, Jones was also honored on the NABC All-District 3 first team, was one of 31 players chosen for the Lute Olson All-America team, and was named to the Lou Henson All-America team.

- Scored a career-high 33 points against Hampton on Jan. 25, 2019 with 10 assists.

- A first team All-Big South and NABC District 3 selection as a sophomore, Jones averaged 15.7 points, 5.8 assists and 5.2 rebounds in helping Radford achieve a 22-11 record and Big South regular season championship.

- Honored as the Big South Freshman of the Year in 2017-18 when he averaged 11.3 points, 3.9 rebounds and 3.1 assists as a redshirt freshman for the 23-13 Highlanders. He hit a three-pointer as time expired to lift Radford over Liberty in the Big South Championship.

- Before joining the Radford program, Jones averaged 22.3 points, six rebounds and six assists as a senior as Aiken High School in Cincinnati won a regional title before falling in the state semifinal.

- Born Dec. 23, 1997. Major is criminal justice.

1 Carlik Jones		
Games With ...	Season	Career
Double-Figure scoring.....	9	92
5 or more rebounds.....	6	56
4 or more assists.....	6	65
A blocked shot.....	1	15
A steal.....	6	80
A three-pointer.....	7	72
20+ points.....	2	28
<i>Above career figures include Radford</i>		

1 Carlik Jones Game-by-Game

Opponent	Date	GS	Min	FG FGA			3-Point			Rebounds			PF	FO	A	TO	Blk	Stl	Pts	Avg				
				Pct	FG	FGA	Pct	FG	FGA	Pct	Off	Def									Tot			
EVANSVILLE	11/25/20	*	31	6	11	.545	2	21	.000	4	5	.800	1	7	8	8.0	0	0	7	1	0	1	18	18.0
SETON HALL	11/27/20	*	40	6	17	.353	0	1	.000	6	7	.857	2	9	11	9.5	2	0	6	2	0	1	18	18.0
PRAIRIE VIEW	11/29/20	*	35	6	9	.667	1	2	.500	2	2	1.000	0	3	3	7.3	1	0	4	3	0	0	15	17.0
WESTERN KY.	12/01/20	*	39	7	16	.438	3	5	.600	1	2	.500	2	4	6	7.0	2	0	4	3	0	1	18	17.3
at Wisconsin	12/19/20		DNP - Medical Issue																					
at Pittsburgh	12/22/20	*	37	3	12	.250	1	4	.250	4	6	.667	1	3	4	6.4	1	0	7	2	0	0	11	16.0
KENTUCKY	12/26/20	*	38	7	16	.438	1	3	.333	5	6	.833	0	5	5	6.2	2	0	2	3	0	0	20	16.7
at Boston College	01/02/21	*	38	3	13	.231	0	3	.000	9	11	.818	4	5	9	6.6	2	0	6	3	0	1	15	16.4
VIRGINIA TECH	01/06/21	*	38	6	13	.462	1	2	.500	4	4	1.000	0	3	3	6.1	2	0	3	3	0	3	17	16.5
at Wake Forest	01/13/21	*	37	9	20	.450	1	3	.333	4	4	1.000	1	9	10	6.6	1	0	3	1	1	3	23	17.2

1 Carlik Jones Statistics

Year	GP	GS	Min	Avg	FG	FGA	Pct	3FG	3FGA	Pct	FT	FTA	Pct	OR	DR	Reb	Avg	PF	FO	Ast	TO	Blk	Stl	Pts	Avg	
at Radford																										
2017-18	36	26	1094	30.4	144	349	.413	36	118	.305	99	129	.767	21	121	142	3.9	57	0	113	61	8	40	423	11.8	
2018-19	31	30	1060	34.2	183	395	.463	22	89	.247	100	132	.758	17	143	160	5.2	55	0	181	84	2	52	488	15.7	
2019-20	32	31	1057	33.0	218	447	.488	47	115	.409	158	194	.814	21	143	164	5.1	59	1	175	75	5	45	641	20.0	
Total	99	87	3211	32.4	545	1191	.458	105	322	.326	357	455	.785	59	407	466	4.7	171	1	469	220	15	137	1552	15.7	
at Louisville																										
2020-21	9	9	333	37.0	53	127	.417	10	25	.400	39	47	.830	11	48	59	6.6	13	0	42	21	1	10	155	17.2	
Career	108	96	3544	32.8	598	1318	.454	115	347	.331	396	502	.789	70	455	525	4.9	184	1	511	241	16	147	1707	15.8	

1 Carlik Jones


Season/Career Highs at Louisville

Points.....	23 at Wake Forest (1/13)
Reb.....	11 vs. Seton Hall (11/27)
Asst.....	7 vs. Evansville (11/25), at Pittsburgh (12/22)
Blocks.....	1 at Wake Forest (1/13)
Steals.....	3 vs. Virginia Tech (1/6), at Wake Forest (1/13)
FGM.....	9 at Wake Forest (1/13)
FGA.....	20 at Wake Forest (1/13)
3FGM.....	3 vs. Western Ky. (12/1)
3FGA.....	5 vs. Western Ky. (12/1)
FT.....	9 at Boston College (1/2)
FTA.....	11 at Boston College (1/2)

2 Sam Bearden

F 6-5 180 Fr. - Wk. Louisville, Ky. (Holy Cross HS)

- Walk-on forward who has not appeared in a game this season.
- First team Courier-Journal All-Region selection as a senior when he averaged 18.1 points and 8.2 rebounds for Holy Cross. He was selected to the all-tournament teams for the 21st District and 6th Region.
- Also honored as a 2020 Louisville Catholic Sports Student Athlete of the Year and was an all-tournament choice at 2019 King of the Smokies after producing 21 points and 13 rebounds in the final game there.
- Finished his high school career as Holy Cross' second-leading all-time scorer with over 1,000 points.
- Also ran track (sprints) and played soccer (defense) at Holy Cross. As a junior, he was seventh in the Kentucky Class A state championship in the 200 and was a member of three relay teams as Holy Cross won the state team championship in 2019.
- Earned an academic scholarship to UofL.
- Had received interest from multiple NCAA Division II and NAIA programs before deciding to walk on with the Cardinals (Alabama-Huntsville, Kentucky Wesleyan, Centre College, Transylvania, Holy Cross (IN), Lyon



2 Sam Bearden		
Games With ...	Season	Career
Double-Figure scoring.....	0	0
5 or more rebounds	0	0
4 or more assists	0	0
A blocked shot	0	0
A steal	0	0
A three-pointer	0	0
20+ points.....	0	0

College, Thomas More, Indiana University-Southeast).

- His mother Missy played field hockey at UofL, his grandfather Bob Bearden played football for the Cardinals and his uncle Ed Voelker played basketball at Tennessee.
- Born Jan. 25, 2002 ... Major is undecided while planning on business.

2 Sam Bearden Season/Career Highs

Points..... none
 Reb. none
 Asst..... none
 Blocks ... none
 Steals none
 FGM none
 FGA none
 3FGM none
 3FGA none
 FT none
 FTA none

2 Sam Bearden Game-by-Game

Opponent	Date	GS	Min	FG	FGA	3-Point			Rebounds			Avg	PF	FO	A	TO	Blk	Stl	Pts	Avg	
						Pct	FG	FGA	Pct	FT	FTA										Pct
none																					


2 Sam Bearden Statistics

Year	GP	GS	Min	Avg	FG	FGA	Pct	3FG	3FGA	Pct	FT	FTA	Pct	OReb	DReb	Reb	Avg	PF	FO	Ast	TO	Blk	Stl	Pts	Avg
2020-21	0	0	0	0.0	0	0	.000	0	0	.000	0	0	.000	0	0	0	0.0	0	0	0	0	0	0	0	0.0
Total	0	0	0	0.0	0	0	.000	0	0	.000	0	0	.000	0	0	0	0.0	0	0	0	0	0	0	0	0.0

3 Hogan Orbaugh

F/C 6-8 235 So. - Wk Zionsville, Ind. (Zionsville HS)

- Second-year walk-on forward for the Cardinals who has played in three of the Cardinals' games.
- Scored his first career points with a three-pointer against Prairie View on Nov. 29, when he also grabbed his first career rebound.
- Played in four games as a freshman walk-on.
- Averaged 5.5 points, 3.3 rebounds and 1.3 assists as a senior in 2018-19 in helping Zionsville post a 21-6 record, their second straight 20-win season.
- Part of a Zionsville senior class that won four consecutive HCC titles and won back-to-back Indiana sectional titles in his final two years, the first time with consecutive sectional championships for the school in 60 years. Zionsville reached the regional final his senior year.
- Earned second team All-HCC honors as a senior.
- Scored a career-high 14 points against Anderson as a senior.
- Averaged 4.0 points and 3.8 rebounds as a junior when Zionsville (22-4) won their first sectional title in 23 years.
- Also participated in the discus competition on the Zionsville track and field team.



12 Hogan Orbaugh		
Games With ...	Season	Career
Double-Figure scoring.....	0	0
5 or more rebounds	0	0
4 or more assists	0	0
A blocked shot	0	0
A steal	0	0
A three-pointer	1	1
20+ points.....	0	0

■ His high school (Zionsville) is the alma mater of Boston Celtics head coach Brad Stevens.

- Born Nov. 29, 2000 ... Major is exercise science.

3 Hogan Orbaugh Season/Career Highs

Points..... 3 vs. Prairie View A&M (11/29)
 Reb. 1 vs. Evansville (11/25)
 Asst..... none
 Blocks ... none
 Steals none
 FGM 1 vs. Prairie View A&M (11/29)
 FGA 1 vs. Prairie View A&M (11/29)
 3FGM 1 vs. Prairie View A&M (11/29)
 3FGA 1 vs. Prairie View A&M (11/29)
 FT none
 FTA none

3 Hogan Orbaugh Career Highs

Points..... 3 vs. Prairie View A&M (11/29/20)
 Reb. 1 vs. Evansville (11/25/20)
 Asst..... none
 Blocks ... none
 Steals none
 FGM 1 vs. Prairie View A&M (11/29/20)
 FGA 1 vs. Prairie View A&M (11/29/20)
 3FGM 1 vs. Prairie View A&M (11/29/20)
 3FGA 1 vs. Prairie View A&M (11/29/20)
 FT none
 FTA none

3 Hogan Orbaugh Game-by-Game

Opponent	Date	GS	Min	FG	FGA	3-Point			Rebounds			Avg	PF	FO	A	TO	Blk	Stl	Pts	Avg				
						Pct	FG	FGA	Pct	FT	FTA										Pct	Off	Def	Tot
EVANSVILLE	11/25/20	1	0	0	.000	0	0	.000	0	0	.000	0	1	1	1.0	1	0	0	0	0	0	0	0	0
PRAIRIE VIEW	11/29/20	1	1	11.000	1	11.000	0	0	.000	0	0	0.5	0	0	0	0	0	0	3	1.5				
WESTERN KY.	12/01/20	1	0	.000	0	.000	0	0	.000	0	0	0.3	0	0	0	0	0	0	0	0	0	0	0	1.0

3 Hogan Orbaugh Statistics

Year	GP	GS	Min	Avg	FG	FGA	Pct	3FG	3FGA	Pct	FT	FTA	Pct	OReb	DReb	Reb	Avg	PF	FO	Ast	TO	Blk	Stl	Pts	Avg
2019-20	4	0	4	1.0	0	0	.000	0	0	.000	0	0	.000	0	0	0	0.0	2	0	0	0	0	0	0	0.0
2020-21	3	0	3	1.0	1	1	1.000	1	1	1.000	0	0	.000	0	1	1	0.3	1	0	0	0	0	0	3	1.0
TOTAL	7	0	7	1.0	1	1	1.000	1	1	1.000	0	0	.000	0	1	1	0.1	3	0	0	0	0	0	3	0.4

4 Brad Colbert


F 6-2 185 Fr. - Wk. Loveland, Ohio (International Sports Academy)

- Walk-on guard who has played in closing minutes three of the Cardinals' games.
- Averaged 12.1 points, 3.4 rebounds and 2.2 assists while shooting 40 percent from three-point range as a senior at at International Sports Academy at Andrews Osborne Academy in Willoughby, Ohio. He helped lead ISA to a 22-13 record in 2019-20.

■ Honored as a second-team All-Ohio, non-OHSAA selection as a senior.

■ As a junior in 2019, Colbert was a member of a Cincinnati Moeller squad that would repeat as state champions, becoming the first Division I team to go undefeated (29-0) in 24 years.

■ In Moeller's first game of its perfect season, Colbert scored 10 points in seven minutes on 3-of-4 shooting, including a pair of three-pointers, and grabbed two rebounds in an 85-42 victory



4 Brad Colbert	
Games With ...	Season Career
Double-Figure scoring.....	0 0
5 or more rebounds	0 0
4 or more assists	0 0
A blocked shot	0 0
A steal	0 0
A three-pointer	0 0
20+ points.....	0 0

Opponent	Date	GS	Min	FG			3-Point			FT			Rebounds			PF	FO	A	TO	Blk	Stl	Pts	Avg
				FGA	Pct	FG	FGA	Pct	FT	FTA	Pct	Off	Def	Tot	Avg								
EVANSVILLE	11/25/20	4	0	0	.000	0	0	.000	0	0	0	.000	0	0	0	0	0	0	0	0	0	0.0	
PRAIRIE VIEW	11/29/20	1	0	0	.000	0	0	.000	0	0	0	.000	0	0	0	0	0	0	0	0	0	0.0	
WESTERN KY.	12/01/20	1	0	0	.000	0	0	.000	0	0	0	.000	0	0	0	0	0	0	0	0	0	0.0	

4 Brad Colbert Statistics

Year	GP	GS	Min	Avg	FG	FGA	Pct	3FG	3FGA	Pct	FT	FTA	Pct	OReb	DReb	Reb	Avg	PF	FO	Ast	TO	Blk	Stl	Pts	Avg
2020-21	3	0	6	2.0	0	0	.000	0	0	.000	0	0	.000	0	0	0	0.0	0	0	0	0	0	0	0	0.0
TOTAL	3	0	6	2.0	0	0	.000	0	0	.000	0	0	.000	0	0	0	0.0	0	0	0	0	0	0	0	0.0

over Bryan Station at Hillsboro High School. That season, he averaged 3.6 minutes per game while scoring 30 total points over his final 21 appearances.

- Plans to pursue a career in finance through the UofL College of Business.
- His father John played baseball at Ohio University.
- Born Aug. 4, 2001 ... Major is business.

4 Brad Colbert Season/Career Highs

Points..... none
 Reb..... none
 Asst..... none
 Blocks..... none
 Steals..... none
 FGM..... none
 FGA..... none
 3FGM..... none
 3FGA..... none
 FT..... none
 FTA..... none

5 Malik Williams

F/C 6-11 250 Sr. - 3L Ft, Wayne, Ind. (Snider HS)

■ Out with a broken bone in his right foot. UofL's most experienced returnee had surgery to repair the break on Nov. 11 and will miss at least 12 weeks.

■ Elected as team co-captain with Carlík Jones by a vote of their teammates. Williams also served as a captain last season and is the 18th multi-year captain in UofL history.

■ The runner-up in the 2019-20 ACC Sixth Man of the Year voting, Williams scored in double figures on 10 occasions as a junior and 23 times for his career.

■ Over his last 22 games, he averaged 9.1 points and 6.5 rebounds (70-of-138 FG, .507). He pulled down five or more rebounds in 16 of his last 22 games.

■ Scored a season-high 17 points while playing a season-most 31 minutes against North Carolina on Feb. 22. Also pulled down nine rebounds and finished 8-of-11 from the field.


■ Delivered 12 points, seven rebounds and strong defense in the Cardinals' win at Duke on Jan. 18, including scoring a pair of free throws and a dunk to help seal the UofL victory.

■ Scored 14 points and matched a career-high 13 rebounds against Syracuse on Feb. 19 for his second double-double of the season and fifth of his career.

■ Matched a career-high 13 rebounds at Boston College on Jan. 29, accomplished four other times.

■ Had a screw inserted into the fifth metatarsal in his right foot on Sept. 23, 2019 and was out for nearly eight weeks with the broken bone. He returned to action on Nov. 20.

■ Started the last 20 games of 2018-19. He averaged 9.8 points and 8.4 rebounds in his last five games.



5 Malik Williams	
Games With ...	Season Career
Double-Figure scoring.....	0 23
5 or more rebounds	0 45
4 or more assists	0 0
A blocked shot	0 47
A steal	0 28
A three-pointer	0 35
20+ points.....	0 0

Opponent	Date	GS	Min	FG			3-Point			FT			Rebounds			PF	FO	A	TO	Blk	Stl	Pts	Avg	
				FGA	Pct	FG	FGA	Pct	FT	FTA	Pct	Off	Def	Tot	Avg									
none																								

5 Malik Williams Statistics

Year	GP	GS	Min	Avg	FG	FGA	Pct	3FG	3FGA	Pct	FT	FTA	Pct	OReb	DReb	Reb	Avg	PF	FO	Ast	TO	Blk	Stl	Pts	Avg
2017-18	32	12	337	10.5	46	110	.418	20	62	.323	11	16	.688	23	54	77	2.4	30	0	5	11	13	12	123	3.8
2018-19	34	20	618	18.2	86	205	.420	28	88	.318	61	87	.701	63	145	208	6.1	84	1	9	31	41	9	261	7.7
2019-20	26	3	486	18.7	76	153	.497	9	31	.290	59	91	.648	60	99	159	6.1	46	1	9	17	16	12	220	8.5
2020-21	0	0	0	0.0	0	0	.000	0	0	.000	0	0	.000	0	0	0	0.0	0	0	0	0	0	0	0.0	
TOTAL	92	35	1442	15.7	208	468	.444	57	181	.315	131	194	.675	146	298	444	4.8	160	2	23	59	70	33	604	6.6

■ Blocked a shot in 26 of 34 games as a sophomore, including a career-high four blocks against Seton Hall. Had 41 blocked shots on the season (1.2 average, 11th in the ACC).

■ Scored a career-high 19 points and grabbed 11 rebounds against Miami in 2019.

■ Born Aug. 26, 1998 ... Major is communication.

5 Malik Williams Season Highs

Points..... none
 Reb..... none
 Asst..... none
 Blocks..... none
 Steals..... none
 FGM..... none
 FGA..... none
 3FGM..... none
 3FGA..... none
 FT..... none
 FTA..... none

5 Malik Williams Career Highs

Points..... 19 vs. Miami (1/6/19)
 Reb..... 13 (five times, *latest* vs. Syracuse (2/19/20)
 Asst..... 2 (five times, *latest* vs. Eastern Ky. (12/14/19)
 Blocks..... 4 vs. Seton Hall (12/1/18)
 Steals..... 3 vs. Michigan State (11/27/18)
 FGM..... 8 vs. Miami (1/6/19), North Carolina (2/22/20)
 FGA..... 14 vs. Miami (1/6/19)
 3FGM..... 4 vs. Pittsburgh (2/11/18)
 3FGA..... 5 (six times, *latest* vs. North Carolina (3/14/19)
 FT..... 7 (three times, *latest* vs. Virginia (2/8/20)
 FTA..... 12 vs. Georgia Tech (1/22/20)

10 Samuel Williamson

G/F 6-7 210 So. - 1L Rockwall, Texas (Rockwall HS)



■ Cards' starting forward totaled 15 points and 11 rebounds at Wake Forest, his second career double-double and second in his four ACC games. He made 3-of-4 three pointers in the game and had not made multiple three-pointers in any of his previous 38 games in a Louisville uniform.

■ Has grabbed six or more rebounds in five of his eight games this season, averaging 6.4 rebounds on the season (17th in the ACC).

■ Produced his first career double-double with 14 points and a career-high 12 rebounds at Pitt.

■ Suffered a toe injury in the second half against Seton Hall and missed two games. He returned against Wisconsin with seven points and a team-high seven rebounds playing all 40 minutes of the game.

■ Totaled career-best totals of 17 points and five assists, while adding six rebounds vs. Evansville in the Cardinals' opener.

■ Scored in 26 of 31 games for the Cardinals as a freshman.

■ Honored on the 2020 All-ACC Academic team.

■ He scored five or more points in 14 games as a freshman, including eight of the last 14.

■ One of just 14 players in Louisville history to score as many as 13 points in a freshman career debut, tying for 12th on that list with 13 off the bench at Miami on Nov. 5 in the season opener. He hit 6-of-9 shots from the field, including his lone three-point attempt, and added five rebounds and an assist in 24 minutes.

■ Was efficient off the bench against Clemson on Jan. 25, shooting 5-of-6 overall, making his lone 3-point attempt and sinking all three of his free throws. His 14 points were his highest total in conference play last season.

■ Scored a freshman season-high 15 points while pulling down five rebounds and dishing out a career-high four assists against Indiana State on Nov. 13. Pulled down a freshman season-high six rebounds against Akron on Nov. 24.

■ Averaged 25 points, 11.2 rebounds and 4.1 assists a game as a senior in helping Rockwall High School (30-6) reach the regional semifinals and achieve a No. 8 final ranking in the regular-season Class 6A state poll.

10 Samuel Williamson		
Games With ...	Season	Career
Double-Figure scoring	4	7
5 or more rebounds	5	9
4 or more assists	1	2
A blocked shot	2	7
A steal	3	13
A three-pointer	5	14
20+ points	0	0

■ The McDonald's All-American (28th who signed with Louisville) was a first team all-state selection by the Texas Association of Basketball Coaches 6-A as a senior, a first team All-USA Today Texas Boys Basketball and all-area selection by the Dallas Morning News, and was the Texas District 11-6A MVP.

■ Won the three-point competition at the 2019 American Family Insurance High School Slam Dunk & 3-Point championship in Minneapolis on April 5.

■ As a junior, averaged 23.3 points and 9.7 rebounds in helping Rockwall to a 20-12 record, earning first team Texas Association of Basketball Coaches all-state honors. He scored 21 points as his team reached the area round.

■ Born Sept. 7, 2000 ... Major is business management.

10 Samuel Williamson Season Highs

Points.....	17 vs. Evansville (11/25)
Reb.	12 at Pittsburgh (12/22)
Asst.....	5 vs. Evansville (11/25)
Blocks	2 at Pittsburgh (12/22)
Steals.....	2 at Pittsburgh (12/22)
FGM	8 vs. Evansville (11/25)
FGA	12 vs. Evansville (11/25)
3FGM	3 at Wake Forest (1/13)
3FGA	4 vs. Evansville (11/25), at Wake Forest (1/13)
FT.....	5 at Pittsburgh (12/22)
FTA.....	7 at Pittsburgh (12/22)

10 Samuel Williamson Career Highs

Points.....	17 vs. Evansville (11/25/20)
Reb.	12 at Pittsburgh (12/22/20)
Asst.....	5 vs. Evansville (11/25/20)
Blocks	2 at Pittsburgh (12/22/20)
Steals.....	2 at Pittsburgh (12/22/20)
FGM	8 vs. Evansville (11/25/20)
FGA	12 vs. Evansville (11/25/20)
3FGM	3 at Wake Forest (1/13/21)
3FGA	4 vs. Evansville (11/25.20), at Wake Forest (1/13/21)
FT.....	5 at Pittsburgh (12/22/20)
FTA.....	7 at Pittsburgh (12/22/20)

10 Samuel Williamson Game-by-Game

Opponent	Date	GS	Min	FG	FGA	3-Point		Pct	FT	FTA	Rebounds				PF	FO	A	TO	Blk	Stl	Pts	Avg		
						Pct	FG				FGA	Pct	Off	Def									Tot	Avg
EVANSVILLE	11/25/20	*	34	8	12	.667	1	4	.250	0	0	.000	1	5	6	6.0	3	0	5	4	0	0	17	17.0
SETON HALL	11/27/20	*	21	2	3	.667	0	1	.000	2	2	1.000	0	3	3	4.5	2	0	1	1	1	0	6	11.5
PRAIRIE VIEW	11/29/20	DNP - Injured																						
WESTERN KY.	12/01/20	DNP - Injured																						
at Wisconsin	12/19/20	*	40	2	8	.250	1	3	.333	2	2	1.000	1	6	7	5.3	3	0	1	3	0	0	7	10.0
at Pittsburgh	12/22/20	*	35	4	9	.444	1	2	.500	5	7	.714	2	10	12	7.0	2	0	0	4	2	2	14	11.0
KENTUCKY	12/26/20	*	27	2	6	.333	0	2	.000	0	0	.000	1	5	6	6.8	3	0	0	1	0	1	4	9.6
at Boston College	01/02/21	*	20	5	10	.500	1	2	.500	1	1	1.000	1	2	3	6.2	5	1	1	2	0	1	12	10.0
VIRGINIA TECH	01/06/21	*	14	0	4	.000	0	1	.000	1	2	.500	1	2	3	5.7	2	0	1	2	0	0	1	8.7
at Wake Forest	01/13/21	*	34	5	7	.714	3	4	.750	2	4	.500	2	9	11	6.4	3	0	1	3	0	0	15	9.5

10 Samuel Williamson Statistics

Year	GP	GS	Min	Avg	FG	FGA	Pct	3FG	3FGA	Pct	FT	FTA	Pct	OReb	DReb	Reb	Avg	PF	FO	Ast	TO	Blk	Stl	Pts	Avg
2019-20	31	1	480	15.5	54	115	.470	9	27	.333	20	29	.690	27	50	77	2.5	49	0	18	35	5	10	137	4.4
2020-21	8	8	225	28.1	28	59	.475	7	19	.368	13	18	.722	9	42	51	6.4	23	1	11	20	2	4	76	9.5
TOTAL	39	9	705	18.1	82	174	.471	16	46	.348	33	47	.702	36	92	128	3.3	72	1	29	55	7	14	213	5.5

11 Quinn Slazinski

F 6-8 215 So. - 1L Houston, Texas (Huntington Prep/W.Va.)



■ Has averaged 7.7 points and five rebounds off the bench in the last three games, reaching double figures for the fourth time this season with 10 points and four rebounds against Virginia Tech.

■ Started three games, two in place of injured Samuel Williamson and one (Wisconsin) in place of Carlík Jones.

■ Contributed eight points, six rebounds -- one short of his career high -- and two assists off the bench at Boston College.

■ His 66 points and 44 rebounds in 10 games this year are over four times what he produced in 15 games as a freshman.

■ Scored a career-high 11 points at Wisconsin, adding five rebounds without a turnover.

■ Scored 10 points in each of the Cardinals' first two games, adding a career high seven rebounds vs. Seton Hall.

■ Appeared in 15 games as a freshman, including playing at least three minutes in eight games.

■ Scored six points while making both of his three-point attempts against Youngstown State in the Cardinals' home opener on Nov. 13.

■ Buried a three-pointer against Syracuse on Feb. 19. He made three of his six three point attempts on the season.

■ Averaged 14.3 points, 6.2 rebounds and 2.8 assists on a balanced team in his final season in 2018-19 at Huntington Prep, which posted a 20-5 record and No. 16 national ranking among prep schools. He was selected to the All-USA West Virginia Boys Basketball Team second team.

■ His family moved from Michigan to Houston when he was in the sixth grade. He was a first team all-district selection as a sophomore at Westbury Christian School in Houston in helping his team win the Texas 5A championship for the 21st time in 26 years, scoring 23 points in the title game.

■ Was an accomplished distance runner in high school, posting the 12th best two-mile time in school history at Westbury Christian. He was also a standout baseball player before focusing on basketball.

■ His father Mike played football at Grand Valley State.

■ Born March 5, 2001 ... Major is communications.

11 Quinn Slazinski

Games With ...	Season	Career
Double-Figure scoring.....	4	4
5 or more rebounds.....	5	5
4 or more assists.....	0	0
A blocked shot.....	0	0
A steal.....	6	6
A three-pointer.....	6	8
20+ points.....	0	0

11 Quinn Slazinski Season Highs

Points..... 11 at Wisconsin (12/19)
 Reb. 7 vs. Seton Hall (11/27)
 Asst..... 2 vs. Prairie View A&M (11/29),
 at Boston College (1/2)
 Blocks none
 Steals 1 (six times, *latest* at Wake Forest (1/13))
 FGM 4 (three times, *latest* vs. Virginia Tech (1/6))
 FGA 7 vs. Seton Hall (11/27)
 at Wisconsin (12/19)
 3FGM 1 (six times, *latest* at Wake Forest (1/13))
 3FGA 4 vs. Seton Hall (11/27)
 vs. Prairie View A&M (11/29)
 FT 5 vs. Prairie View A&M (11/29)
 FTA 5 vs. Prairie View A&M (11/29)

11 Quinn Slazinski Career Highs

Points..... 11 at Wisconsin (12/19/20)
 Reb. 7 vs. Seton Hall (11/27/20)
 Asst..... 2 vs. Prairie View A&M (11/29/20),
 at Boston College (1/2/21)
 Blocks none
 Steals 1 (six times, *latest* at Wake Forest (1/13/21))
 FGM 4 (three times, *latest* vs. Virginia Tech (1/6/21))
 FGA 7 vs. Seton Hall (11/27/20)
 at Wisconsin (12/19/20)
 3FGM 2 vs. Youngstown St. (11/10/19)
 3FGA 4 vs. Seton Hall (11/27/20)
 vs. Prairie View A&M (11/29/20)
 FT 5 vs. Prairie View A&M (11/29/20)
 FTA 5 vs. Prairie View A&M (11/29/20)

11 Quinn Slazinski Game-by-Game


Opponent	Date	GS	Min	FG	FGA	3-Point			Rebounds					PF	FO	A	TO	Blk	Stl	Pts	Avg		
						Pct	FG	FGA	Pct	FT	FTA	Pct	Off									Def	Tot
EVANSVILLE	11/25/20	30	4	6	.667	1	3	.333	1	2	.500	0	4	4	4.0	3	0	1	0	0	10	10.0	
SETON HALL	11/27/20	29	3	7	.429	1	4	.250	3	3	1.000	0	7	7	5.5	2	0	0	1	0	0	10	10.0
PRAIRIE VIEW	11/29/20 *	26	1	6	.167	0	4	.000	5	5	1.000	2	4	6	5.7	2	0	2	2	0	1	7	9.0
WESTERN KY.	12/01/20 *	19	0	4	.000	0	3	.000	0	0	.000	0	3	3	5.0	1	0	0	0	0	1	0	6.8
at Wisconsin	12/19/20 *	30	4	7	.571	0	1	.000	3	4	.750	0	5	5	5.0	3	0	1	0	0	0	11	7.6
at Pittsburgh	12/22/20	7	0	1	.000	0	1	.000	0	0	.000	0	1	1	4.3	1	0	0	0	0	0	0	6.3
KENTUCKY	12/26/20	15	2	4	.500	1	2	.500	0	0	.000	1	2	3	4.1	1	0	0	0	0	1	5	6.1
at Boston College	01/02/21	26	2	4	.500	1	2	.500	3	4	.750	1	5	6	4.4	4	0	2	2	0	1	8	6.4
VIRGINIA TECH	01/06/21	26	4	5	.800	1	2	.500	1	3	.333	2	2	4	4.3	3	0	0	0	0	1	10	6.8
at Wake Forest	01/13/21	20	1	11	1.000	1	11	1.000	2	2	1.000	1	4	5	4.4	0	0	1	2	0	1	5	6.6

11 Quinn Slazinski Statistics

Year	GP	GS	Min	Avg	FG	FGA	Pct	3FG	3FGA	Pct	FT	FTA	Pct	OReb	DReb	Reb	Avg	PF	FO	Ast	TO	Blk	Stl	Pts	Avg
2019-20	15	0	44	2.9	3	8	.375	3	6	.500	6	8	.750	2	8	10	0.7	4	0	3	4	0	0	15	1.0
2020-21	10	3	228	22.8	21	45	.467	6	23	.261	18	23	.783	7	37	44	4.4	20	0	7	8	0	6	66	6.6
TOTAL	25	3	272	10.9	24	53	.453	9	29	.310	24	31	.774	9	45	54	2.2	24	0	10	12	0	6	81	3.2

12 JJ Traynor

F 6-8 200 Fr. - HS Bardstown, Ky. (Bardstown HS)



- Has been productive off the bench, averaging 5.2 points and 2.8 rebounds.
- His team-high 10 blocked shots have all come in the last six games (1.0 average, ninth in the ACC).
- Connecting on 52.8 percent of his field goals this year while slamming a team-high five dunks.
- Has blocked a season-best three shots twice, at Pittsburgh and at Wake Forest.

■ Contributed six points, five rebounds and a season-high three blocked shots at Pitt in 14 minutes off the bench.

■ Scored a season-best 11 points on a perfect 5-of-5 shooting with five rebounds in his collegiate debut vs. Evansville. His three dunks in the game tied the Louisville record for most dunks in a freshman debut.

■ Scored eight points at Wisconsin, connecting on a season-high 2-of-4 three-pointers.

■ Averaged 20.2 points, 11.2 rebounds -- 11th in the state -- and 3.6 blocks as a senior in 2019-20 for Bardstown High School that achieved a 25-9 mark and reached the regional finals. Traynor connected on 51.9 percent of his field goal attempts, including 33 percent from 3-point range, and produced 22 double-doubles.

■ First team 2020 All-State selection by the Courier-Journal, receiving the second-highest voting total for the distinction. He was selected as the Maxpreps Kentucky Player of the Year.

■ Honored as the Co-Fifth Region Player of the Year by the Kentucky Association of Basketball Coaches. He totaled 30 points, 14 rebounds, six blocked shots, three assists and two steals in the

12 JJ Traynor		
Games With ...	Season	Career
Double-Figure scoring.....	1	1
5 or more rebounds.....	3	3
4 or more assists.....	0	0
A blocked shot.....	4	4
A steal.....	1	1
A three-pointer.....	2	2
20+ points.....	0	0

5th Region semifinals against John Hardin.

■ He scored 1,159 points and pulled down a school-record 806 rebounds in his high school career at Bardstown.

■ Traynor, who has a 7-2 wingspan, was ranked No. 79 nationally by 247Sports.com, No. 88 by Rivals.com and No. 96 in the ESPN100. He was the No. 14 rated power forward in the nation in the 247Sports composite rankings and was the only Kentucky basketball player ranked among the nation's top 100 players.

■ Averaged 11.2 points and 8.6 rebounds in 2018-19 for Bardstown (15-16), which won its sixth straight 19th District championship before falling in the 5th Region quarterfinals.

■ Traynor's father Jason Osborne played two years at UofL (1993-95) and was a McDonald's All-American at Louisville Male High School, where he was Kentucky's Mr. Basketball in 1993. JJ slept in his dad's practice jersey as a child.

■ Born May 3, 2002 ... Major is sport administration with a minor in business.

12 JJ Traynor Game-by-Game

Opponent	Date	GS	Min	FG	FGA	Pct	3-Point		FT	FTA	Pct	Rebounds			PF	FO	A	TO	Blk	Stl	Pts	Avg	
							FG	FGA				Off	Def	Tot									
EVANSVILLE	11/25/20	19	5	5	1.000	0	0	.000	1	1	1.000	1	4	5	5.0	1	0	0	0	0	11	11.0	
SETON HALL	11/27/20	16	1	5	.200	0	1	.000	2	4	.500	2	1	3	4.0	1	0	0	0	0	4	7.5	
PRAIRIE VIEW	11/29/20	14	2	2	1.000	0	0	.000	1	1	1.000	1	2	3	3.7	5	1	0	1	0	5	6.7	
WESTERN KY.	12/01/20	27	3	5	.600	1	1	1.000	2	2	1.000	1	4	5	4.0	0	0	0	0	0	9	7.3	
at Wisconsin	12/19/20	26	2	7	.286	2	4	.500	2	2	1.000	0	2	2	3.6	2	0	2	2	1	8	7.4	
at Pittsburgh	12/22/20	14	2	2	1.000	0	0	.000	2	4	.500	2	3	5	3.8	3	0	0	3	0	6	7.2	
KENTUCKY	12/26/20	11	0	0	.000	0	0	.000	0	0	.000	1	0	1	3.4	3	0	0	1	2	0	6.1	
at Boston College	01/02/21	10	0	3	.000	0	0	.000	0	0	.000	1	1	2	3.3	0	0	0	0	0	0	5.4	
VIRGINIA TECH	01/06/21	11	1	2	.500	0	0	.000	0	1	.000	0	0	0	2.9	1	0	0	1	0	2	5.0	
at Wake Forest	01/13/21	21	3	5	.600	0	1	.000	1	2	.500	1	1	2	2.8	0	0	0	2	3	0	7	5.2

12 JJ Traynor Statistics

Year	GP	GS	Min	Avg	FG	FGA	Pct	3FG	3FGA	Pct	FT	FTA	Pct	OReb	DReb	Reb	Avg	PF	FO	Ast	TO	Blk	Stl	Pts	Avg
2020-21	10	0	169	16.9	19	36	.528	3	7	.429	11	17	.647	10	18	28	2.8	16	1	0	7	10	1	52	5.2
TOTAL	10	0	169	16.9	19	36	.528	3	7	.429	11	17	.647	10	18	28	2.8	16	1	0	7	10	1	52	5.2

12 JJ Traynor Season/Career Highs

- Points..... 11 vs. Evansville (11/25)
- Reb. 5 (three times, *latest* at Pittsburgh (12/22))
- Asst. none
- Blocks 3 at Pittsburgh (12/22), at Wake Forest (1/13)
- Steals 1 at Wisconsin (12/19)
- FGM 5 vs. Evansville (11/25)
- FGA 7 at Wisconsin (12/19)
- 3FGM 2 at Wisconsin (12/19)
- 3FGA 4 at Wisconsin (12/19)
- FT 2 (four times, *latest* at Pittsburgh (12/22))
- FTA 4 vs. Seton Hall (11/27), at Pittsburgh (12/22)

13 David Johnson

G 6-5 210 So. - 1L Louisville, Ky. (Trinity HS)

- Starting guard is averaging 13.7 points (19th in the ACC), 5.7 rebounds and 4.2 assists (sixth in the ACC).
- Handed out a career-high nine assists with one turnover at Wake Forest.
- Scored a career-high 20 points at Boston College, adding eight rebounds and three assists with a career-best 4-of-6 three-pointers with just one turnover.
- Named ACC Player of the Week for games Dec. 21-27. In victories over Pittsburgh and Kentucky, he averaged 17.0 points, 9.0 rebounds, 3.0 assists and shot 59.1 percent from the field (13-of-22, 4-of-9 3FG). He is the first Louisville player to receive the honor since Jordan Nwora was named ACC Player of the Week on Dec. 9, 2019.

- Has scored 17 or more points in six of his 10 games.
- In 10 games to date, Jones has already tripled his three-point production from a year ago, burying 17-of-37 threes this season (5-of-23 three in 2019-20). He has made 10-of-16 threes in his last four games.

- Honored as co-MVP of the Cardinals' victory over Kentucky by Bluegrass Sports Commission with 17 points, seven rebounds and four assists against the Wildcats while connecting on 3-of-4 three-pointers and playing the entire 40 minutes.

- Produced his first career double-double at Pitt with a team-high 17 points, 11 rebounds and two assists.

- Contributed team highs of 12 points, four assists and two steals at Wisconsin.

- Totaled 17 points, six rebounds, a career-high matching eight assists and a career-high four steals against Western Kentucky.

- Named to the preseason watch lists for the 2021 John R. Wooden Award presented by Wendy's, and the Jersey Mike's Naismith Men's Basketball Player of the Year presented by the Atlanta Tipoff Club.

- Honored on the 11-person preseason All-ACC Team and was the leading vote-getter on the second team.

- Earned recognition on the 2020 Wade Houston Tipoff Classic All-Tournament team.

- Continued to improve throughout his freshman season, starting four of the last five games.

- Was the ACC assists leader among freshmen in conference games in 2019-20, averaging 3.7 assists, 7.6 points and 3.5 rebounds in ACC games. He totaled 31 assists with 14 turnovers in his last six games.

- Over the last 15 games of the 2019-20 season, Johnson averaged 8.9 points, 4.4 assists, 3.8 rebounds and 1.1 steals while making 49.5 percent of his field goals (55-111). He had scored 37 points for his first 12 games of the season before totaling 132 in the last 14 games.

- Handed out six or more assists in six of the last 13 games as a freshman.

- Scored 12 points and handed out a career-high eight assists at Clemson on Feb. 15, 2019.

- Hometown Louisville product was sidelined to start the season with an injury. He logged double-digit minutes in 15 of the last 16 games.

- Named ACC Freshman of the Week for games Jan. 13-19.

- Led the Cardinals with a then career-high 19 points, seven assists and three steals at then-No. 3/3 Duke on Jan. 18, adding four rebounds and three dunks. His 19 points were the most by a Lou-



13 David Johnson		
Games With ...	Season	Career
Double-Figure scoring.....	7	13
5 or more rebounds.....	6	11
4 or more assists.....	6	16
A blocked shot.....	2	8
A steal.....	5	17
A three-pointer.....	9	12
20+ points.....	1	1

isville player off the bench against an AP top-three ranked opponent since former All-America guard Russ Smith scored 30 points against No. 3 Kentucky in 2011.

- Pulled down a career-high eight rebounds while dishing out six assists and scoring six points at Boston College on Jan. 29, 2019.

- Had surgery on his left (non-shooting) shoulder on July 30, 2019 and was out nearly four months. He made his first game appearance with 3 1/2 minutes against USC Upstate on Nov. 20, scoring his first collegiate points on a pair of dunks.

- A four-year starter at Trinity High School, Johnson averaged 16.1 points, 7.2 rebounds and four assists as a senior while leading the Shamrocks to a 30-8 record and the Kentucky state championship. He was the MVP of the 2019 Kentucky Sweet 16 state championship.

- Named the Lexington Herald-Leader/Kentucky.com Player of the Year and was a first team all-state selection. He earned Seventh Region Player of the Year honors from the Kentucky Association of Basketball Coaches and the Courier Journal.

- Totaled 1,472 points and 719 rebounds in his career at Trinity as a four-year starter.

- Cousin of recent UofL forward Ray Spalding (2015-18), who played with the Dallas Mavericks, Phoenix Suns and currently the Charlotte Hornets, and was also a product of Trinity High School.

- Born February 26, 2001 ... Major is sport administration.

13 David Johnson Season Highs

Points..... 20 at Boston College (1/2)
 Reb. 11 at Pittsburgh (12/22)
 Asst..... 9 at Wake Forest (1/13)
 Blocks 2 vs. Prairie View A&M (11/29)
 Steals 4 vs. Western Ky. (12/1)
 FGM 8 at Pittsburgh (12/22)
 FGA 16 at Boston College (1/2)
 3FGM 4 at Boston College (1/2)
 3FGA 6 at Boston College (1/2)
 FT..... 6 vs. Prairie View A&M (11/29)
 FTA..... 8 vs. Western Ky. (12/1)

13 David Johnson Career Highs

Points..... 20 at Boston College (1/2/21)
 Reb. 11 at Pittsburgh (12/22/20)
 Asst..... 9 at Wake Forest (1/13/20)
 Blocks 2 vs. Duke (1/18/20)
 vs. Prairie View A&M (11/29/20)
 Steals 4 vs. Western Ky. (12/1/20)
 FGM 8 vs. Duke (1/18/20),
 at Pittsburgh (12/22/20)
 FGA 16 at Boston College (1/2/21)
 3FGM 4 at Boston College (1/2/21)
 3FGA 6 at Boston College (1/2/21)
 FT..... 6 vs. Prairie View A&M (11/29/20)
 FTA..... 8 vs. Western Ky. (12/1/20)

13 David Johnson Game-by-Game


Opponent	Date	GS	Min	FG	FGA	3-Point		FT	FTA	Rebounds				PF	FO	A	TO	Blk	Stl	Pts	Avg			
						Pct	FG			FGA	Pct	Off	Def									Tot		
EVANSVILLE	11/25/20	*	23	2	7	.286	0	2	.000	0	7	7	7.0	4	0	5	4	0	0	4	4.0			
SETON HALL	11/27/20	*	34	4	10	.400	1	4	.250	0	0	.000	4	4	5.5	3	0	1	1	0	9	6.5		
PRAIRIE VIEW	11/29/20	*	37	6	10	.600	1	3	.333	6	6	1.000	1	2	3	4.7	1	0	6	4	2	11.9	10.7	
WESTERN KY.	12/01/20	*	39	5	10	.500	2	4	.500	5	8	.625	0	6	6	5.0	3	0	8	3	0	4	17.12	12.3
at Wisconsin	12/19/20	*	36	5	13	.385	2	3	.667	0	0	.000	1	3	4	4.8	3	0	4	7	0	2	12.12	12.2
at Pittsburgh	12/22/20	*	38	8	12	.667	1	5	.200	0	1	.000	2	9	11	5.8	3	0	2	6	0	1	17.13	13.0
KENTUCKY	12/26/20	*	40	5	10	.500	3	4	.750	4	5	.800	1	6	7	6.0	1	0	4	4	0	1	17.13	13.6
at Boston College	01/02/21	*	37	7	16	.438	4	6	.667	2	2	1.000	0	8	8	6.3	3	0	3	1	1	0	20.14	14.4
VIRGINIA TECH	01/06/21	*	34	5	10	.500	2	4	.500	5	6	.833	0	5	5	6.1	4	0	1	3	0	0	17.14	14.7
at Wake Forest	01/13/21	*	26	2	8	.250	1	2	.500	0	0	.000	0	2	2	5.7	4	0	9	1	0	0	5.13	7.7

13 David Johnson Statistics

Year	GP	GS	Min	Avg	FG	FGA	Pct	3FG	3FGA	Pct	FT	FTA	Pct	OReb	DReb	Reb	Avg	PF	FO	Ast	TO	Blk	Stl	Pts	Avg
2019-20	27	4	435	16.1	71	144	.493	5	23	.217	24	40	.600	29	47	76	2.8	46	1	75	51	7	18	171	6.3
2020-21	10	10	344	34.4	49	106	.462	17	37	.459	22	28	.786	5	52	57	5.7	29	0	42	34	3	9	137	13.7
TOTAL	37	14	779	21.1	120	250	.480	22	60	.367	46	68	.676	34	99	133	3.6	75	1	117	85	10	27	308	8.3

14 Dre Davis

G/F 6-5 220 Fr. - HS Indianapolis. (Lawrence Central HS)



■ Starting forward is averaging 9.3 points and 3.7 rebounds per game with five blocked shots and a team-high 19 offensive rebounds.

■ Has scored at least five points in nine of 10 games this season, reaching double figures on four occasions.

■ Scored 15 points at Wake Forest, his most in six games.

■ Scored a season-best 21 points with two rebounds and two assists

against Western Kentucky, and he earned ACC Freshman of the Week as a result for games Nov. 30-Dec. 6. Coupled with the 20 points and nine rebounds that redshirt freshman Jae'Lyn Withers scored in the previous game against Prairie View A&M, it is the first back-to-back games with a UofL freshman scoring 20 or more points in a game since Juan Palacios scored 20 at Houston and 23 against TCU on Jan. 5 and 8, 2005.

■ First true freshman to score 20+ points in a game since V.J. King scored 24 at Virginia on Feb. 6, 2017.

■ Honored on the 2020 Wade Houston Tipoff Classic All-Tournament team.

■ Had seven points and two rebounds at Pitt after going scoreless for the first time at Wisconsin.

■ His three blocked shots vs. Evansville in the season opener was the most by a Louisville freshman in his career debut since George Goode blocked five vs. Morehead State on Nov. 22, 2008.

■ Averaged 21.5 points, 8.7 rebounds, 2.8 assists, 1.3 blocked shots and 1.2 steals per game as a senior in 2019-20 for Lawrence Central, which posted a 22-3 record with all three losses coming to the same team (Lawrence North). Davis shot 57.3 percent from the field, including 36.3 from the three-point line, and 80.2 percent from the free-throw line.

■ Completed his high school career with 1,192 points and 516 rebounds. Davis helped Lawrence Central to a 60-14 record over the past three seasons, including the program's first sectional title in seven years in 2019.

■ Honored on the 2020 IBCA/Subway Supreme 15 Senior Indiana All-State team, he was one

14 Dre Davis

Games With ...	Season	Career
Double-Figure scoring.....	4	4
5 or more rebounds	3	3
4 or more assists	0	0
A blocked shot	3	3
A steal	7	7
A three-pointer	5	5
20+ points.....	1	1

of five finalists for the Indiana Mr. Basketball award as the top high school player in the state.

■ Davis averaged 16.9 points, 8.3 rebounds, 3.0 assists and 1.6 blocked shots per game as a junior at Lawrence Central, which achieved a 22-4 record and advanced to the Class 4A Sectional 10 championship.

■ His father D'Andre Davis, Sr. is the first-year head coach at Warren Central High School in Indianapolis. He was an assistant coach at Lawrence Central when Dre was there (Dre is D'Andre Davis, Jr.).

■ Honored on the 2019 ICBA/Subway Underclass All-State Supreme 15 team, Davis was ranked No. 95 in the nation by 247Sports.com and No. 110 by Rivals.com. He was the No. 20 rated small forward in the 247Sports composite rankings.

■ A first-team 2020 Academic All-State selection by the Indiana Basketball Coaches Association (IBCA), in which individuals must meet criteria that include a 3.5 GPA or higher on a 4.0 scale, a class rank in the upper 25 percent of one's class, an SAT score of 1,100 (on the reading and math sections) or an ACT composite score of 24.

■ Born Aug. 23, 2001 ... Major is sport administration.

14 Dre Davis Game-by-Game

Opponent	Date	GS	Min	FG	FGA	3-Point			FT	FTA	Rebounds			Avg	PF	FO	A	TO	Blk	Stl	Pts	Avg		
						Pct	FG	FGA			Pct	Off	Def										Tot	
EVANSVILLE	11/25/20	*	28	1	4	.250	1	3	.333	3	4	.750	1	2	3	3.0	2	0	0	3	1	6	6.0	
SETON HALL	11/27/20	*	24	5	9	.556	0	2	.000	1	2	.500	4	1	5	4.0	5	1	0	1	0	11	8.5	
PRAIRIE VIEW	11/29/20	*	36	3	7	.429	2	5	.400	4	5	.800	2	4	6	4.7	2	0	2	0	1	12	9.7	
WESTERN KY.	12/01/20	*	34	7	9	.778	2	3	.667	5	6	.833	2	0	2	4.0	2	0	2	3	0	21	12.5	
at Wisconsin	12/19/20	*	35	0	5	.000	0	2	.000	0	0	.000	2	1	3	3.8	2	0	1	4	0	0	10.0	
at Pittsburgh	12/22/20	*	34	3	6	.500	0	3	.000	1	2	.500	1	1	2	3.5	3	0	1	3	0	7	9.5	
KENTUCKY	12/26/20	*	31	2	9	.222	0	5	.000	1	2	.500	1	2	3	3.4	2	0	2	2	0	5	8.9	
at Boston College	01/02/21	*	25	4	4	1.000	1	1	1.000	0	0	.000	1	2	3	3.4	4	0	1	2	0	1	9.1	
VIRGINIA TECH	01/06/21	*	32	2	5	.400	1	3	.333	0	0	.000	3	5	8	3.9	0	0	2	2	0	1	5	8.7
at Wake Forest	01/13/21	*	30	6	9	.667	0	1	.000	3	5	.600	2	0	2	3.7	3	0	1	0	1	15	9.3	

14 Dre Davis Statistics

Year	GP	GS	Min	Avg	FG	FGA	Pct	3FG	3FGA	Pct	FT	FTA	Pct	OReb	DReb	Reb	Avg	PF	FO	Ast	TO	Blk	Stl	Pts	Avg
2020-21	10	10	309	30.9	34	68	.500	7	28	.250	18	26	.692	19	18	37	3.7	25	1	12	17	5	8	93	9.3
TOTAL	10	10	309	30.9	34	68	.500	7	28	.250	18	26	.692	19	18	37	3.7	25	1	12	17	5	8	93	9.3


14 Dre Davis Season/Career Highs

Points.....	21 vs. Western Ky. (12/1)
Reb.	8 vs. Virginia Tech (1/6)
Asst.....	2 (four times, <i>latest</i> vs. Virginia Tech (1/6)
Blocks	3 vs. Evansville (11/25)
Steals	2 vs. Kentucky (12/26)
FGM	7 vs. Western Ky. (12/1)
FGA	9 (three times, <i>latest</i> vs. Kentucky (12/26)
3FGM	2 vs. Prairie View A&M (11/29)
	vs. Western Ky. (12/1)
3FGA	5 vs. Prairie View A&M (11/29),
	vs. Kentucky (12/26)
FT.....	5 vs. Western Ky. (12/1)
FTA.....	6 vs. Western Ky. (12/1)

15 Drew Schultz

F 6-4 205 Fr. - Wk. Rockwall, Texas (Rockwall HS)

- Walk-on freshman forward who has not made his UofL debut yet.
- Played four seasons at Rockwall (Texas) High School, including his final two years on the varsity squad.
- As a senior, Schultz helped Rockwall to a 21-14 record, falling in the second round of the regional tournament to the eventual state finalist.
- Played two seasons at Rockwall with current UofL teammate Samuel Williamson. Rockwell achieved a 30-6 record and reached the Class 6A regional semifinals in Schultz junior year alongside Williamson.
- Also played volleyball two seasons at Rockwall, earning second-team all-state honors as a senior.
- Born Jan. 9, 2002 ... Major is sport administration.



15 Drew Schultz		
Games With ...	Season	Career
Double-Figure scoring.....	0	0
5 or more rebounds.....	0	0
4 or more assists.....	0	0
A blocked shot.....	0	0
A steal.....	0	0
A three-pointer.....	0	0
20+ points.....	0	0

15 Drew Schultz Game-by-Game		3-Point				Rebounds																		
Opponent	Date	GS	Min	FG	FGA	Pct	FG	FGA	Pct	FT	FTA	Pct	Off	Def	Tot	Avg	PF	FO	A	TO	Blk	Stl	Pts	Avg

15 Drew Schultz Statistics																										
Year	GP	GS	Min	Avg	FG	FGA	Pct	3FG	3FGA	Pct	FT	FTA	Pct	OReb	DReb	Reb	Avg	PF	FO	Ast	TO	Blk	Stl	Pts	Avg	
2020-21	0	0	0	0.0	0	0	.000	0	0	.000	0	0	.000	0	0	0	0.0	0	0	0	0	0	0	0	0.0	
Total	0	0	0	0.0	0	0	.000	0	0	.000	0	0	.000	0	0	0	0.0	0	0	0	0	0	0	0	0.0	

20 Josh Nickelberry

G 6-4 205 So. - 1L Fayetteville, N.C. (Northwood Temple Academy)

- Has a three-pointer in each of the last five games off the bench.
- Saw his first action of the season at Pitt after missing the first five games while recovering from arthroscopic knee surgery. He buried a three-pointer against Pitt in his nearly 10 minutes on the court.
- Saw an average of 3.7 minutes of action while playing in 15 of the Cardinals' 31 games his freshman year. He made a three-pointer in the closing minute at NC State on Feb. 1.
- Sprained his ankle in practice on Feb. 4 and missed seven games before an appearance against Virginia Tech on March 1.
- Scored his first collegiate points with a pair of free throws against Indiana State on Nov. 13. He knocked down his first field goal with a three-pointer against North Carolina Central on Nov. 17.
- Made all six of his free throw attempts as a freshman.
- Averaged 26.9 points, 4.9 rebounds and 2.6 assists per game as a senior in leading Northwood Temple Academy to a 20-14 record and a runner-up position in the 2019 1A NCISAA North Carolina state championship. He scored 19 in the title game as his team was the first in program history to reach the state championship game.
- The first player to verbally commit to the Cardinals in the 2019 recruiting class, Nickelberry earned NCISAA and AP All-State honors as a senior at Northwood Temple.
- Finished his high school career with 2,904 points, making him the second-leading all-time scorer in the history of North Carolina high school basketball. He scored 886 as a senior.



20 Josh Nickelberry		
Games With ...	Season	Career
Double-Figure scoring.....	0	0
5 or more rebounds.....	0	0
4 or more assists.....	0	0
A blocked shot.....	0	0
A steal.....	0	0
A three-pointer.....	5	7
20+ points.....	0	0

20 Josh Nickelberry Game-by-Game		3-Point				Rebounds																		
Opponent	Date	GS	Min	FG	FGA	Pct	FG	FGA	Pct	FT	FTA	Pct	Off	Def	Tot	Avg	PF	FO	A	TO	Blk	Stl	Pts	Avg
at Pittsburgh	12/22/20	9	1	2	.500	1	2	.500	0	0	.000	0	0	0	0.0	2	0	0	0	0	0	0	3	3.0
KENTUCKY	12/26/20	9	1	4	.250	1	4	.250	0	0	.000	0	0	0	0.0	1	0	0	0	0	0	0	3	3.0
at Boston College	01/02/21	14	1	4	.250	1	3	.333	0	0	.000	1	0	1	0.3	3	0	0	0	0	0	0	3	3.0
VIRGINIA TECH	01/06/21	16	2	4	.500	1	3	.333	0	0	.000	0	1	1	0.5	1	0	1	0	0	0	5	3.5	
at Wake Forest	01/13/21	19	1	5	.200	1	4	.250	0	0	.000	0	1	1	0.6	1	0	0	1	0	0	3	3.4	

20 Josh Nickelberry Statistics																										
Year	GP	GS	Min	Avg	FG	FGA	Pct	3FG	3FGA	Pct	FT	FTA	Pct	OReb	DReb	Reb	Avg	PF	FO	Ast	TO	Blk	Stl	Pts	Avg	
2019-20	15	0	55	3.7	2	10	.200	2	7	.286	6	6	1.000	1	2	3	0.2	3	0	1	1	0	0	12	0.8	
2020-21	5	0	67	13.4	6	19	.316	5	16	.313	0	0	.000	1	2	3	0.6	8	0	1	1	0	0	17	3.4	
TOTALS	20	0	122	6.1	8	29	.276	7	23	.304	6	6	1.000	2	4	6	0.3	11	0	2	2	0	0	29	1.5	

15 Drew Schultz Season/Career Highs

- Points..... none
- Reb..... none
- Asst..... none
- Blocks..... none
- Steals..... none
- FGM..... none
- FGA..... none
- 3FGM..... none
- 3FGA..... none
- FT..... none
- FTA..... none

- Nickelberry's father, Gerald, was a line-backer at Northern Illinois (1991-94), ranking sixth in career tackles and his seven career fumble recoveries is an NIU record. His mother, Meredith McKinney, was a volleyball player and is an Army veteran. His stepmother, Jessie, was a track and volleyball athlete and is an Army veteran.
- Born March 9, 2001 ... Major is marketing.

20 Josh Nickelberry Season Highs

- Points..... 5 vs. Virginia Tech (1/6)
- Reb..... 1 (three times, latest at Wake Forest (1/13))
- Asst..... 1 vs. Virginia Tech (1/6)
- Blocks..... none
- Steals..... none
- FGM..... 2 vs. Virginia Tech (1/6)
- FGA..... 5 at Wake Forest (1/13)
- 3FGM..... 1 (five times, latest at Wake Forest (1/13))
- 3FGA..... 4 vs. Kentucky (12/26), at Wake Forest (1/13)
- FT..... none
- FTA..... none

20 Josh Nickelberry Career Highs

- Points..... 5 vs. Virginia Tech (1/6/21)
- Reb..... 1 (six times, latest at Wake Forest (1/13/21))
- Asst..... 1 vs. USCU (11/20/19), vs Virginia Tech (1/6/21)
- Blocks..... none
- Steals..... none
- FGM..... 2 vs. Virginia Tech (1/6/21)
- FGA..... 5 at Wake Forest (1/13/21)
- 3FGM..... 1 (seven times, latest at Wake Forest (1/13/21))
- 3FGA..... 4 vs. Kentucky (12/26/20), at Wake Forest (1/13/21)
- FT..... 2 (three times, latest vs. Eastern Ky. (12/14/19))
- FTA..... 2 (three times, latest: vs. Eastern Ky. (12/14/19))

21 Charles Minlend

G 6-4 220 Gr. - Tr. Concord, N.C. (University of San Francisco)

■ Played a minute against Wake Forest in the Cardinals' last game for his first appearance of the season. He had been sidelined since suffering a sprained medial collateral ligament (MCL) in his left knee during practice on Nov. 5.

■ Averaged 14.5 points, 4.7 rebounds, 1.8 assists and 1.0 steals as a redshirt junior in 2019-20 as the top scorer for the University of San Francisco, which accomplished a 22-12 record in matching its best win total in 35 years. The Dons had won five straight before falling to No. 2 Gonzaga by just four points in the semifinals of the West Coast Conference Tournament as Minlend totaled 19 points and seven rebounds.

■ Earned All-WCC second team honors the last two seasons and was ranked among the nation's top 20 graduate transfers by ESPN. A finance major, Minlend was named to the WCC All-Academic Team for the last two years.

■ His 1,271 career points at USF is tied for 18th on the all-time San Francisco scoring list and his 141 career three-pointers rank 10th on the Dons' career list.

■ Scored in double figures in 70 games for his USF career, including 11 occasions with 20 or more points.

■ Scored a career-high 25 points against Santa Clara on Jan. 9 and his top rebounding effort was 12 boards against Pepperdine on Feb. 22.

■ Scored in double figures in 26 games as a redshirt sophomore – including 21 straight in one stretch – while averaging 14.5 points and 4.7 rebounds as an all-conference selection.

■ Before redshirting the 2017-18 season, he attained All-WCC Freshman Team honors when he was the team's third-leading scorer and a starter in the last 17 games, averaging 10.0 points and 2.1 rebounds. He made 37.0 percent of his three-point shots as a freshman and his 51-of-138 threes were the third-most made by a freshman in USF history.

■ His father Charles Minlend played college basketball from 1992-97 at St. John's, where he is tied for 23rd in career scoring at St. John's with 1,349 points and is 10th in career rebounds



21 Charles Minlend

Games With ...	Season	Career
Double-Figure scoring.....	0	70
5 or more rebounds	0	31
4 or more assists	0	10
A blocked shot	0	35
A steal	0	51
A three-pointer	0	77
20+ points.....	0	11

Above career figures include San Francisco

with 784, then played 11 professional seasons abroad from 1998-2008. His uncle Raymond Minlend played basketball at Davidson and St. Francis.

■ Prior to making the move to the West Coast at San Francisco, he played one prep season at Fork Union (Va.) Military Academy, averaging 22.1 points, 5.2 rebounds and 2.9 assists in helping his team to a 26-6 record in 2015-16.

■ He was a two-time all-state selection at Concord (N.C.) First Assembly Academy where he averaged 26.0 points, 5.5 rebounds and 2.0 assists as a senior. Metrolina Athletic Conference Player of the Year in 2014-15 when he helped Concord First Assembly achieve a 25-8 record and the 2014-15 NCISAA 2A state championship.

■ Also participated in tennis and volleyball at Concord First Assembly.

■ Born Dec. 19, 1997 ... Major is sport administration.

21 Charles Minlend Season/Career Highs at Louisville

Points.....	none
Reb.	none
Asst.....	none
Blocks....	none
Steals.....	none
FGM.....	none
FGA.....	none
3FGM.....	none
3FGA.....	none
FT.....	none
FTA.....	none

21 Charles Minlend Game-by-Game

Opponent	Date	GS	Min	FG	FGA	3-Point			Rebounds				PF	FO	A	TO	Blk	Stl	Pts	Avg	
						Pct	FG	FGA	Pct	FT	FTA	Pct									Off
at Wake Forest	01/13/21	1	0	0	.000	0	0	.000	0	0	.000	0	0	0	0.0	0	0	0	0	0	0.0

21 Charles Minlend Statistics

Year	GP	GS	Min	Avg	FG	FGA	Pct	3FG	3FGA	Pct	FT	FTA	Pct	OReb	DReb	Reb	Avg	PF	FO	Ast	TO	Blk	Stl	Pts	Avg	
<i>at San Francisco</i>																										
2016-17	33	17	678	20.5	119	285	.418	51	138	.370	40	70	.571	19	51	70	2.1	37	0	37	41	8	22	329	10.0	
2018-19	31	31	940	30.3	159	382	.416	44	153	.288	89	128	.695	39	106	145	4.7	43	0	52	47	16	28	451	14.5	
2019-20	34	34	1001	29.4	172	413	.416	46	152	.303	101	157	.643	52	108	160	4.7	54	0	60	61	34	18	491	14.4	
USF Totals	98	82	2619	26.7	450	1080	.417	141	443	.311	230	355	.648	110	265	375	3.8	134	0	149	149	58	68	1271	13.0	
<i>at Louisville</i>																										
2020-21	1	0	1	1.0	0	0	.000	0	0	.000	0	0	.000	0	0	0	0.0	0	0	0	0	0	0	0	0.0	
Career	99	82	2619	26.7	450	1080	.417	141	443	.311	230	355	.648	110	265	375	3.8	134	0	149	149	58	68	1271	12.8	

23 Gabe Wiznitzer

C 6-11 240 Fr. - HS Walhalla, S.C. (Hargrave Military Academy)

- Has seen action in seven of the Cardinals' first 10 games.
- Played a season-high 12 minutes at Wisconsin, scoring four points.
- Scored his first collegiate point against Prairie View A&M. He has grabbed a pair of rebounds twice.
- Had intended to redshirt this season, but the opportunity to play this year without losing a season of eligibility allowed him to play immediately.
- Averaged 14.2 points and 10.1 rebounds a game, while shooting 42 percent from three-point range, last season as a junior on the postgraduate team for Hargrave Military Academy in Chatham, Va.. Hargrave achieved a 37-4 record and reached the semifinals of the national prep championship.
- Was originally slated for next year's recruiting class, but reclassified to enter college in 2020-21. He was Ranked No. 115 in the nation by Rivals.com and No. 132 by 247Sports.com.
- Before transferring to Hargrave, Wiznitzer averaged 13.2



23 Gabe Wiznitzer		
Games With ...	Season	Career
Double-Figure scoring.....	0	0
5 or more rebounds.....	0	0
4 or more assists.....	0	0
A blocked shot.....	0	0
A steal.....	0	0
A three-pointer.....	0	0
20+ points.....	0	0

23 Gabe Wiznitzer Game-by-Game		3-Point				Rebounds																		
Opponent	Date	GS	Min	FG	FGA	Pct	FG	FGA	Pct	FT	FTA	Pct	Off	Def	Tot	Avg	PF	FO	A	TO	Blk	Stl	Pts	Avg
EVANSVILLE	11/25/20	5	0	0	.000	0	0	.000	0	0	.000	1	1	2	2.0	1	0	1	0	0	0	0	0	0
SETON HALL	11/27/20	DNP																						
PRAIRIE VIEW	11/29/20	8	0	0	.000	0	0	.000	1	4	.250	1	1	2	2.0	2	0	1	0	0	0	1	0.5	
WESTERN KY.	12/01/20	1	0	0	.000	0	0	.000	0	0	.000	0	0	0	1.3	0	0	0	0	0	0	0	0.3	
at Wisconsin	12/19/20	12	1	11	.000	0	0	.000	2	2	1.000	0	1	1	1.3	3	0	0	1	0	0	4	1.3	
at Pittsburgh	12/22/20	3	0	0	.000	0	0	.000	0	0	.000	0	0	0	1.0	1	0	0	1	0	0	0	1.0	
KENTUCKY	12/26/20	DNP																						
at Boston College	01/02/21	8	1	2	.500	0	0	.000	0	0	.000	2	1	3	1.3	0	0	0	0	0	0	2	1.2	
VIRGINIA TECH	01/16/21	DNP																						
at Wake Forest	01/13/21	4	0	0	.000	0	0	.000	0	0	.000	0	0	0	1.1	1	0	0	0	0	0	0	1.0	


23 Gabe Wiznitzer Statistics

Year	GP	GS	Min	Avg	FG	FGA	Pct	3FG	3FGA	Pct	FT	FTA	Pct	OReb	DReb	Reb	Avg	PF	FO	Ast	TO	Blk	Stl	Pts	Avg
2020-21	7	0	41	5.9	2	3	.667	0	0	.000	3	6	.500	4	4	8	1.1	8	0	2	2	0	0	7	1.0
TOTAL	7	0	41	5.9	2	3	.667	0	0	.000	3	6	.500	4	4	8	1.1	8	0	2	2	0	0	7	1.0

30 Ashton Myles-Devore

G 6-1 170 Fr. - HS Versailles, Ky. (Woodford County HS)

- Saw his first action of the season in the closing minute against Western Kentucky.
- Averaged 11.0 points, 4.3 rebounds and shot 41.7 percent from three-point range (45-of-108) as a senior as Woodford County posted a 17-16 record and were runner-up in the 30th District championship.
- Had a team-high 21 points and four rebounds in the first-round district victory and received all-tournament team honors.
- As a junior, Myles-Devore averaged 7.2 points and 2.4 rebounds while connecting on 36 percent of his three-point attempts (40-of-111) as Woodford County went 21-11 and reached the semifinals of the 11th Region tournament.
- Myles-Devore's father Ellis Myles was the starting center on Louisville's 2004-05 NCAA Final Four team that achieved a 33-5 record. Ellis averaged 10.4 points and 9.2 rebounds as a senior that season for the Cardinals and ranks sixth in career rebounding with 998 boards while also scoring 1,045 points.
- Born March 5, 2001 ... Major is sport administration.



30 Ashton Myles-Devore		
Games With ...	Season	Career
Double-Figure scoring.....	0	0
5 or more rebounds.....	0	0
4 or more assists.....	0	0
A blocked shot.....	0	0
A steal.....	0	0
A three-pointer.....	0	0
20+ points.....	0	0

30 Ashton Myles-Devore Game-by-Game		3-Point				Rebounds																		
Opponent	Date	GS	Min	FG	FGA	Pct	FG	FGA	Pct	FT	FTA	Pct	Off	Def	Tot	Avg	PF	FO	A	TO	Blk	Stl	Pts	Avg
WESTERN KY.	12/01/20	1	0	0	.000	0	0	.000	0	0	.000	0	0	0	0.0	0	0	0	0	0	1	0	0	0.0

30 Ashton Myles-Devore Statistics

Year	GP	GS	Min	Avg	FG	FGA	Pct	3FG	3FGA	Pct	FT	FTA	Pct	OReb	DReb	Reb	Avg	PF	FO	Ast	TO	Blk	Stl	Pts	Avg
2020-21	1	0	1	1.0	0	0	.000	0	0	.000	0	0	.000	0	0	0	0.0	0	0	0	1	0	0	0	0.0
TOTAL	1	0	1	1.0	0	0	.000	0	0	.000	0	0	.000	0	0	0	0.0	0	0	0	1	0	0	0	0.0

points, 10.4 rebounds and 1.5 blocks per game while connecting on 34.6 percent of his three-point attempts as a sophomore at The Christ School in Arden, N.C., where he played three seasons. Christ School posted a 16-14 record and finished as the runner-up in the state 2019 NCISAA 4A Championship in his final year there.

- Fourth product of Hargrave to play for the Cardinals, joining Montrezl Harrell (2012-15 at Louisville), Terry Rozier (2013-15) and Anton Gill (2013-15).
- Born Oct. 9, 2001 ... Major is pre-business.

23 Gabe Wiznitzer Season/Career Highs

Points..... 4 at Wisconsin (12/19)
 Reb..... 3 at Boston College (1/2)
 Asst..... 1 vs. Evansville (11/25)
 vs. Prairie View A&M (11/29)
 Blocks..... none
 Steals..... none
 FGM..... 1 at Wisconsin (12/19),
 at Boston College (1/2)
 FGA..... 2 at Boston College (1/2)
 3FGM..... none
 3FGA..... none
 FT..... 2 at Wisconsin (12/19)
 FTA..... 4 vs. Prairie View A&M (11/29)

30 Ashton Myles-Devore Season/Career Highs

Points..... none
 Reb..... none
 Asst..... none
 Blocks..... none
 Steals..... none
 FGM..... none
 FGA..... none
 3FGM..... none
 3FGA..... none
 FT..... none
 FTA..... none

24 Jae'Lyn Withers

F 6-8 230 R-Fr. - RS Charlotte, N.C. (Cleveland (OH) Heights HS)

■ After redshirting last season as a freshman, Withers is averaging 9.4 points and a team-high 6.8 rebounds (12th in the ACC) while shooting a team-best 57.1 percent from the field as the Cardinals' starting center. He is second among ACC freshmen in rebounding.

■ Foul trouble limited his playing time to nine minutes in his last game at Wake Forest.

■ Has produced at least seven points and five rebounds in seven of 10 games this season, including three double-figure scoring efforts and grabbing nine rebounds in four of the last eight games.

■ Totaled 16 points, a career-high 12 rebounds and two steals against Virginia Tech for his first career double-double. He became the first Louisville freshman to have at least 15 points and at least 12 rebounds against a conference opponent since Pervis Ellison had 21 points and 13 rebounds in an 88-79 win over Memphis in the Metro Conference Tournament Championship on March 9, 1986.

■ Of his 11 points and six rebounds against Seton Hall, seven points and five rebounds came in the second half.

■ Won the team slam dunk competition at the 2019 preseason "Louisville Live," a preseason outdoor event at Fourth Street Live! in downtown Louisville.

■ Averaged 19.8 points, 9.7 rebounds and 2.2 blocked shots as a senior in helping Cleveland Heights (Ohio) High School to a 14-11 record while reaching the district semifinals. He played only his senior year at Cleveland Heights.

■ As a junior in 2017-18, Withers averaged 20 points, 10.1 rebounds and shot 43 percent from



24 Jae'Lyn Withers

Games With ...	Season	Career
Double-Figure scoring.....	3	3
5 or more rebounds.....	8	8
4 or more assists.....	0	0
A blocked shot.....	3	3
A steal.....	4	4
A three-pointer.....	2	2
20+ points.....	1	1

three-point range as a junior in helping North Mecklenberg High School in Huntersville, N.C. to a 27-2 record and a conference regular season and tournament championship, earning first team AP all-state honors.

■ The 2018 Charlotte Observer 4A Metro Player of the Year and I-MECK conference player of the year, Withers ranked No. 100 nationally by Rivals.com and No. 120 by 247Sports.com. North Mecklenberg went 24-4 in 2017-18 and reached the NCHSAA 4A sectional final.

■ His father, Curtis, was a three-time All-Conference USA forward at Charlotte (2002-06), where he is seventh in career scoring (1,750), third in career rebounding (1,042) and second in career double-doubles (46). One of only three players in school history with over 1,000 rebounds, he has played professional basketball in foreign countries over the last 12 years.

■ His cousin Jaire Alexander played football for three seasons at Louisville (2015-17) and is currently a cornerback for the Green Bay Packers, where he was a first-round draft pick in 2018.

■ Born Dec. 20, 2000 ... Major is exercise science.

24 Jae'Lyn Withers Season/Career Highs

Points..... 20 vs. Prairie View A&M (11/29)
 Reb. 12 vs. Virginia Tech (1/6)
 Asst..... 2 vs. Western Ky. (12/1)
 Blocks 1 (three times, latest vs. Virginia Tech (1/6))
 Steals..... 3 vs. Western Ky. (12/1)
 FGM 8 vs. Prairie View A&M (11/29)
 FGA 12 vs. Virginia Tech (1/6)
 3FGM 1 vs. Evansville (11/25)
 vs. Prairie View A&M (11/29)
 3FGA 2 (three times, latest vs. Western Ky. (12/1))
 FT..... 5 vs. Seton Hall (11/27)
 FTA..... 6 vs. Seton Hall (11/27)

24 Jae'Lyn Withers Game-by-Game

Opponent	Date	GS	Min	FG	FGA	3-Point			Pct	FT	FTA	Rebounds				Avg	PF	FO	A	TO	Blk	Stl	Pts	Avg
						Pct	FG	FGA				Pct	Off	Def	Tot									
EVANSVILLE	11/25/20	*	17	3	6	.500	1	2	.500	1	2	.500	1	4	5	5.0	4	0	1	0	0	8	8.0	
SETON HALL	11/27/20	*	31	3	6	.500	0	1	.000	5	6	.833	0	6	6	5.5	3	0	1	2	0	0	11	9.5
PRAIRIE VIEW	11/29/20	*	32	8	10	.800	1	2	.500	3	5	.600	1	8	9	6.7	2	0	1	1	0	0	20	13.0
WESTERN KY.	12/01/20	*	27	3	9	.333	0	2	.000	2	2	1.000	2	7	9	7.3	5	1	2	1	1	3	8	11.8
at Wisconsin	12/19/20	*	14	3	5	.600	0	1	.000	0	0	.000	1	2	3	6.4	0	0	1	1	0	1	6	10.6
at Pittsburgh	12/22/20	*	23	3	7	.429	0	0	.000	0	1	.000	5	2	7	6.5	2	0	1	1	1	1	6	9.8
KENTUCKY	12/26/20	*	29	3	31	1.000	0	0	.000	2	2	1.000	2	7	9	6.9	4	0	1	1	0	0	8	9.6
at Boston College	01/02/21	*	22	3	4	.750	0	0	.000	1	1	1.000	1	6	7	6.9	5	1	0	3	0	0	7	9.0
VIRGINIA TECH	01/06/21	*	29	6	12	.500	0	1	.000	4	4	1.000	3	9	12	7.4	4	0	0	1	1	2	16	9.8
at Wake Forest	01/13/21	*	8	2	21	1.000	0	0	.000	0	0	.000	0	1	1	6.8	5	1	0	0	0	4	9.2	

24 Jae'Lyn Withers Statistics

Year	GP	GS	Min	Avg	FG	FGA	Pct	3FG	3FGA	Pct	FT	FTA	Pct	OReb	DReb	Reb	Avg	PF	FO	Ast	TO	Blk	Stl	Pts	Avg
2020-21	10	10	232	23.2	36	63	.571	2	9	.222	18	23	.783	16	52	68	6.8	34	3	7	12	3	7	92	9.2
TOTAL	10	10	232	23.2	36	63	.571	2	9	.222	18	23	.783	16	52	68	6.8	34	3	7	12	3	7	92	9.2



2020-21 Louisville Men's Basketball Combined Team Statistics All games

Game Records

Record	Overall	Home	Away	Neutral
ALL GAMES	9-1	6-0	3-1	0-0
CONFERENCE	4-0	1-0	3-0	0-0
NON-CONFERENCE	5-1	5-0	0-1	0-0

Score by Periods

Team	1st	2nd	OT	TOT
Louisville	344	367	0	711
Opponents	302	328	0	630

Team Box Score

No.	Player				Total		3-Point		F-Throw		Rebounds											
		GP-GS	MIN	AVG	FG-FGA	FG%	3FG-FGA	3FG%	FT-FTA	FT%	OFF	DEF	TOT	AVG	PF	DQ	A	TO	BLK	STL	PTS	AVG
1	JONES, Carlik	9-9	332:19	36.9	53-127	.417	10-25	.400	39-47	.830	11	48	59	6.6	13	0	42	21	1	10	155	17.2
13	JOHNSON, David	10-10	343:18	34.3	49-106	.462	17-37	.459	22-28	.786	5	52	57	5.7	29	0	42	34	3	9	137	13.7
10	WILLIAMSON, Samuel	8-8	225:03	28.1	28-59	.475	7-19	.368	13-18	.722	9	42	51	6.4	23	1	11	20	2	4	76	9.5
24	WITHERS, Jae'Lyn	10-10	233:11	23.3	37-64	.578	2-9	.222	18-23	.783	16	52	68	6.8	34	3	7	12	3	7	94	9.4
14	DAVIS, Dre	10-10	309:30	31.0	33-67	.493	7-28	.250	18-26	.692	19	18	37	3.7	25	1	12	17	5	8	91	9.1
11	SLAZINSKI, Quinn	10-3	228:18	22.8	21-45	.467	6-23	.261	18-23	.783	7	37	44	4.4	20	0	7	8	0	6	66	6.6
12	TRAYNOR, JJ	10-0	170:60	17.1	19-36	.528	3-7	.429	11-17	.647	10	18	28	2.8	16	1	0	7	10	1	52	5.2
20	NICKELBERRY, Josh	5-0	66:23	13.3	6-19	.316	5-16	.313	0-0	.000	1	2	3	0.6	8	0	1	1	0	0	17	3.4
22	IGIEHON, Aidan	5-0	40:20	8.1	5-7	.714	0-0	.000	3-8	.375	4	4	8	1.6	13	1	0	1	1	1	13	2.6
23	WIZNITZER, Gabe	7-0	40:14	5.7	2-3	.667	0-0	.000	3-6	.500	4	4	8	1.1	8	0	2	2	0	0	7	1.0
3	ORBAUGH, Hogan	3-0	02:55	1.0	1-1	1.000	1-1	1.000	0-0	.000	0	1	1	0.3	1	0	0	0	0	0	3	1.0
21	MINLEND, Charles	1-0	00:59	1.0	0-0	.000	0-0	.000	0-0	.000	0	0	0	0.0	0	0	0	0	0	0	0	0.0
4	COLBERT, Brad	3-0	05:42	1.9	0-0	.000	0-0	.000	0-0	.000	0	0	0	0.0	0	0	0	0	0	0	0	0.0
30	MYLES-DEVORE, Ashton	1-0	00:49	0.8	0-0	.000	0-0	.000	0-0	.000	0	0	0	0.0	0	0	0	1	0	0	0	0.0
Team											7	7	14									5
Total		10	2000		254-534	.476	58-165	.352	145-196	.740	93	285	378	37.8	190	7	124	129	25	46	711	71.1
Opponents		10	2000		214-551	.388	73-238	.307	129-197	.655	96	212	308	30.8	187	6	98	117	25	62	630	63.0

Team Statistics

	LOU	OPP
Scoring	711	630
Points per game	71.1	63.0
Scoring margin	+8.1	-
Field goals-att	254-534	214-551
Field goal pct	.476	.388
3 point fg-att	58-165	73-238
3-point FG pct	.352	.307
3-pt FG made per game	5.8	7.3
Free throws-att	145-196	129-197
Free throw pct	.740	.655
F-Throws made per game	14.5	12.9
Rebounds	378	308
Rebounds per game	37.8	30.8
Rebounding margin	+7.0	-
Assists	124	98
Assists per game	12.4	9.8
Turnovers	129	117
Turnovers per game	12.9	11.7
Turnover margin	-1.2	-
Assist/turnover ratio	1.0	0.8
Steals	46	62
Steals per game	4.6	6.2
Blocks	25	25
Blocks per game	2.5	2.5
Winning streak	5	-
Home win streak	6	-
Attendance	18138	71
Home games-Avg/Game	6-3023	4-18
Neutral site-Avg/Game	-	0-0

Team Results

Date	Opponent		Score	Att.
11/25/2020	Evansville	W	79-44	2956
11/27/2020	Seton Hall	W	71-70	2988
11/29/2020	Prairie View	W	86-64	2934
12/01/2020	Western Ky.	W	75-54	3013
12/19/2020	at Wisconsin	L	48-85	0
12/22/2020	at Pittsburgh	W	64-54	0
12/26/2020	Kentucky	W	62-59	3281
01/02/2021	at Boston College	W	76-64	0
01/06/2021	Virginia Tech	W	73-71	2966
01/13/2021	at Wake Forest	W	77-65	71



2020-21 Louisville Men's Basketball Combined Team Statistics In Conference games

Game Records

Record	Overall	Home	Away	Neutral
ALL GAMES	4-0	1-0	3-0	0-0
CONFERENCE	4-0	1-0	3-0	0-0
NON-CONFERENCE	0-0	0-0	0-0	0-0

Score by Periods

Team	1st	2nd	OT	TOT
Louisville	149	141	0	290
Opponents	117	137	0	254

Team Box Score

No.	Player	Total			3-Point		F-Throw		Rebounds				Other									
		GP-GS	MIN	AVG	FG-FGA	FG%	3FG-FGA	3FG%	FT-FTA	FT%	OFF	DEF	TOT	AVG	PF	DQ	A	TO	BLK	STL	PTS	AVG
1	JONES, Carlík	4-4	149:02	37.3	21-58	.362	3-12	.250	21-25	.840	6	20	26	6.5	6	0	19	9	1	7	66	16.5
13	JOHNSON, David	4-4	133:53	33.5	22-46	.478	8-17	.471	7-9	.778	2	24	26	6.5	14	0	14	11	1	1	59	14.8
10	WILLIAMSON, Samuel	4-4	102:40	25.7	14-30	.467	5-9	.556	9-14	.643	6	23	29	7.3	12	1	4	11	1	3	42	10.5
14	DAVIS, Dre	4-4	121:02	30.3	15-24	.625	2-8	.250	4-7	.571	7	8	15	3.8	10	0	5	7	1	3	36	9.0
24	WITHERS, Jae'Lyn	4-4	82:37	20.7	14-25	.560	0-1	.000	5-6	.833	9	18	27	6.8	16	2	1	5	2	3	33	8.3
11	SLAZINSKI, Quinn	4-0	80:12	20.1	7-11	.636	3-6	.500	6-9	.667	4	12	16	4.0	8	0	3	4	0	3	23	5.8
12	TRAYNOR, JJ	4-0	57:53	14.5	6-12	.500	0-1	.000	3-7	.429	4	5	9	2.3	4	0	0	3	6	0	15	3.8
20	NICKELBERRY, Josh	4-0	57:31	14.4	5-15	.333	4-12	.333	0-0	.000	1	2	3	0.8	7	0	1	1	0	0	14	3.5
23	WIZNITZER, Gabe	3-0	14:11	4.7	1-2	.500	0-0	.000	0-0	.000	2	1	3	1.0	2	0	0	1	0	0	2	0.7
21	MINLEND, Charles	1-0	00:59	1.0	0-0	.000	0-0	.000	0-0	.000	0	0	0	0.0	0	0	0	0	0	0	0	0.0
Team											3	4	7					1				
Total		4	800		105-223	.471	25-66	.379	55-77	.714	44	117	161	40.3	79	3	47	53	12	20	290	72.5
Opponents		4	800		82-214	.383	28-106	.264	62-85	.729	30	87	117	29.3	77	3	34	46	7	28	254	63.5

Team Statistics

	LOU	OPP
Scoring	290	254
Points per game	72.5	63.5
Scoring margin	+9.0	-
Field goals-att	105-223	82-214
Field goal pct	.471	.383
3 point fg-att	25-66	28-106
3-point FG pct	.379	.264
3-pt FG made per game	6.3	7.0
Free throws-att	55-77	62-85
Free throw pct	.714	.729
F-Throws made per game	13.8	15.5
Rebounds	161	117
Rebounds per game	40.3	29.3
Rebounding margin	+11.0	-
Assists	47	34
Assists per game	11.8	8.5
Turnovers	53	46
Turnovers per game	13.3	11.5
Turnover margin	-1.8	-
Assist/turnover ratio	0.9	0.7
Steals	20	28
Steals per game	5.0	7.0
Blocks	12	7
Blocks per game	3.0	1.8
Winning streak	4	-
Home win streak	1	-
Attendance	2966	71
Home games-Avg/Game	1-2966	3-24
Neutral site-Avg/Game	-	0-0

Team Results

Date	Opponent		Score	Att.
12/22/2020	at Pittsburgh	W	64-54	0
01/02/2021	at Boston College	W	76-64	0
01/06/2021	Virginia Tech	W	73-71	2966
01/13/2021	at Wake Forest	W	77-65	71

2020-21 Louisville Men's Basketball Game-by-Game Individual Highs

Game-by-Game Individual Highs

Opponent	Date	Score	Margin	Points	Rebounds	Assists	Steals	Blocked shots	
EVANSVILLE +	11/25/20	79-44	+35	18 Carlik Jones	8 Carlik Jones	7 Carlik Jones	1 Carlik Jones 1 Dre Davis	3 Dre Davis	
SETON HALL +	11/27/20	71-70	+1	18 Carlik Jones	11 Carlik Jones	6 Carlik Jones	1 Carlik Jones 1 Dre Davis 1 Aidan Igiehon	1 Sam Williamson 1 Aidan Igiehon	
PRAIRIE VIEW A&M	11/29/20	86-64	+22	20 Jae'Lyn Withers	9 Jae'Lyn Withers	6 David Johnson	1 David Johnson 1 Dre Davis 1 Quinn Slazinski	1 David Johnson 1 Dre Davis	
WESTERN KENTUCKY	12/1/20	75-54	+21	21 Dre Davis	9 Jae'Lyn Withers	8 David Johnson	3 Jae'Lyn Withers	1 Jae'Lyn Withers	
UNC GREENSBORO	12/4/20	<i>Cancelled</i>							
NC STATE	12/16/20	<i>Postponed</i>							
at Wisconsin @	12/19/20	48-85	-37	12 David Johnson	7 Samuel Williamson	4 David Johnson	2 David Johnson	2 JJ Traynor	
at Pittsburgh *	12/22/20	64-54	+10	17 David Johnson	12 Samuel Williamson	7 Carlik Jones	2 Samuel Williamson	3 JJ Traynor	
KENTUCKY	12/26/20	62-59	+3	20 Carlik Jones	9 Jae'Lyn Withers	4 David Johnson	2 Dre Davis	2 JJ Traynor	
at Boston College*	1/2/21	76-64	+12	20 David Johnson	9 Carlik Jones	6 Carlik Jones	1 Jones, Slazinski, Davis, Williamson	1 David Johnson	
VIRGINIA TECH *	1/6/21	73-71	+2	17 David Johnson Carlik Jones	12 Jae'Lyn Withers	3 Carlik Jones	3 Carlik Jones	1 Jae'Lyn Withers	
GEORGIA TECH *	1/9/21	<i>Postponed</i>							
at Wake Forest *	1/13/21	77-65	+12	23 Carlik Jones	11 Samuel Williamson	9 David Johnson	3 Carlik Jones	3 JJ Traynor	

* ACC game

+ Wade Houston Tipoff Classic, Louisville, Ky.

@ ACC/Big Ten Challenge, Madison, Wisc.



2020-21 Louisville Men's Basketball Points-rebounds-assists All games

Page 1/1
as of Jan 14, 2021

Opponent	Date	Score	1	3	4	10	11	12	13	14	20	21	22	
			JONES, CARL	ORBAUGH, HO	COLBERT, BR	WILLIAMSON	SLAZINSKI,	TRAYNOR, JJ	JOHNSON, DA	DAVIS, DRE	NICKELBERR	MINLEND, CH	IGIEHON, AI	
Evans	11/25/2020	79-44	W	18-8-7	0-1-0	0-0-0	17-6-5	10-4-1	11-5-0	4-7-5	6-3-0	DNP	DNP	5-5-0
SHU	11/27/2020	71-70	W	18-11-6	DNP	DNP	6-3-1	10-7-0	4-3-0	9-4-1	11-5-0	DNP	DNP	2-0-0
PVAM	11/29/2020	86-64	W	15-3-4	3-0-0	0-0-0	DNP	7-6-2	5-3-0	19-3-6	12-6-2	DNP	DNP	4-1-0
WestKy	12/01/2020	75-54	W	18-6-4	0-0-0	0-0-0	DNP	0-3-0	9-5-0	17-6-8	21-2-2	DNP	DNP	2-2-0
at Wisc	12/19/2020	48-85	L	DNP	DNP	DNP	7-7-1	11-5-1	8-2-0	12-4-4	0-3-1	DNP	DNP	0-0-0
at Pitt	12/22/2020	64-54	W	11-4-7	DNP	DNP	14-12-1	0-1-0	6-5-0	17-11-1	7-2-1	3-0-0	DNP	DNP
UK	12/26/2020	62-59	W	20-5-2	DNP	DNP	4-6-0	5-3-0	0-1-0	17-7-4	5-3-2	3-0-0	DNP	DNP
at BC	01/02/2021	76-64	W	15-9-6	DNP	DNP	12-3-1	8-6-2	0-2-0	20-8-3	9-3-1	3-1-0	DNP	DNP
Hokies	01/06/2021	73-71	W	17-3-3	DNP	DNP	1-3-1	10-4-0	2-0-0	17-5-1	5-8-2	5-1-1	DNP	DNP
at Wake	01/13/2021	77-65	W	23-10-3	DNP	DNP	15-11-1	5-5-1	7-2-0	5-2-9	15-2-1	3-1-0	0-0-0	DNP

Opponent	Date	Score	23	24	30	
			WIZNITZER,	WITHERS, JA	MYLES-DEVO	
Evans	11/25/2020	79-44	W	0-2-1	8-5-0	DNP
SHU	11/27/2020	71-70	W	DNP	11-6-1	DNP
PVAM	11/29/2020	86-64	W	1-2-1	20-9-1	DNP
WestKy	12/01/2020	75-54	W	0-0-0	8-9-2	0-0-0
at Wisc	12/19/2020	48-85	L	4-1-0	6-3-1	DNP
at Pitt	12/22/2020	64-54	W	0-0-0	6-7-1	DNP
UK	12/26/2020	62-59	W	DNP	8-9-1	DNP
at BC	01/02/2021	76-64	W	2-3-0	7-7-0	DNP
Hokies	01/06/2021	73-71	W	DNP	16-12-0	DNP
at Wake	01/13/2021	77-65	W	0-0-0	4-1-0	DNP

2020-21 Louisville Men's Basketball Game-by-Game Team Statistics

Teams	FG-FGA	Pct	3Pt-Att	Pct	FT-FTA	Pct	O	D	Reb	PF-D	Asst	TO	Blk	Stl	1H	2H	OT	TOT
Evansville	14-47	.298	6-26	.231	10-21	.476	3	15	18	16-0	6	10	0	3	16	28		44
LOUISVILLE	31-53	.585	6-16	.375	11-16	.375	9	37	46	20-0	19	12	3	2	36	43		79
Seton Hall	22-66	.333	6-23	.261	20-27	.741	16	27	43	20-1	10	9	4	2	38	32		70
LOUISVILLE	25-58	.431	2-14	.143	19-24	.792	8	33	41	21-1	9	9	2	3	38	33		71
Prairie View A&M	22-56	.393	9-23	.391	11-20	.550	16	13	29	27-1	13	10	0	8	31	33		64
LOUISVILLE	28-46	.609	6-17	.353	24-32	.750	9	25	34	17-1	16	11	3	3	41	45		86
Western Kentucky	23-53	.434	3-18	.167	5-11	.455	8	23	31	17-0	7	21	6	5	29	25		54
LOUISVILLE	26-55	.473	8-18	.444	15-20	.750	9	25	34	18-2	16	13	1	9	34	41		75
Wisconsin	31-57	.544	16-25	.640	7-11	.635	7	23	30	15-0	22	10	3	9	44	41		85
LOUISVILLE	17-47	.362	5-14	.357	9-12	.750	6	21	27	18-0	8	18	2	4	18	30		48
Pittsburgh	21-52	.404	4-14	.286	8-19	.421	8	18	26	20-2	6	12	2	8	28	26		54
LOUISVILLE	24-51	.471	4-17	.235	12-21	.571	15	30	45	18-0	11	17	5	4	30	34		64
Kentucky	20-58	.345	5-17	.294	14-22	.636	16	24	40	15-1	6	11	5	7	27	32		59
LOUISVILLE	22-52	.423	6-20	.300	12-15	.800	8	27	35	17-0	9	13	2	5	28	34		62
Boston College	17-51	.333	8-33	.242	22-28	.786	7	23	30	21-1	6	13	3	9	24	40		64
LOUISVILLE	26-60	.417	8-17	.471	16-19	.842	12	31	43	26-2	13	14	1	4	37	39		76
Virginia Tech	23-54	.426	9-30	.300	16-20	.800	6	24	30	18-0	10	10	1	7	31	40		71
LOUISVILLE	26-55	.473	6-16	.375	15-20	.750	9	28	37	17-0	8	12	1	7	36	37		73
Wake Forest	21-57	.368	7-29	.241	16-18	.889	9	22	31	18-0	12	11	1	4	34	31		65
LOUISVILLE	29-57	.509	7-16	.438	12-17	.706	8	28	36	18-1	15	10	5	5	46	31		77



2020-21 Louisville Basketball Statistics Louisville Team Game-by-Game Comparison (as of Jan 14, 2021) All games



Opponent	1st	2nd	Score	Mar	Total FG	FG Pct	3-Pointers	3FG Pct	Free Throws	FT Pct	Rebounds	Assist	T/Over	Block	Steal	Fouls
EVANSVILLE	36/16	43/28	79-44	+35	31-53/14-47	.585/.298	6-16/6-26	.375/.231	11-16/10-21	.688/.476	46/18 +28	19/6	12/10	3/0	2/3	20/16
SETON HALL	38/38	33/32	71-70	+1	25-58/22-66	.431/.333	2-14/6-23	.143/.261	19-24/20-27	.792/.741	41/43 (2)	9/10	9/9	2/4	3/2	21/20
PRAIRIE VIEW	41/31	45/33	86-64	+22	28-46/22-56	.609/.393	6-17/9-23	.353/.391	24-32/11-20	.750/.550	34/29 +5	16/13	11/10	3/0	3/8	17/27
WESTERN KY.	34/29	41/25	75-54	+21	26-55/23-53	.473/.434	8-18/3-18	.444/.167	15-20/5-11	.750/.455	34/31 +3	16/7	13/21	1/6	9/5	18/17
Wisconsin	18/44	30/41	48-85	(37)	17-47/31-57	.362/.544	5-14/16-25	.357/.640	9-12/7-11	.750/.636	27/30 (3)	8/22	18/10	2/3	4/9	18/15
Pittsburgh	30/28	34/26	64-54	+10	24-51/21-52	.471/.404	4-17/4-14	.235/.286	12-21/8-19	.571/.421	45/26 +19	11/6	17/12	5/2	4/8	18/20
KENTUCKY	28/27	34/32	62-59	+3	22-52/20-58	.423/.345	6-20/5-17	.300/.294	12-15/14-22	.800/.636	35/40 (5)	9/6	13/11	2/5	5/7	17/15
Boston College	37/24	39/40	76-64	+12	26-60/17-51	.433/.333	8-17/8-33	.471/.242	16-19/22-28	.842/.786	43/30 +13	13/6	14/13	1/3	4/9	26/21
VIRGINIA TECH	36/31	37/40	73-71	+2	26-55/23-54	.473/.426	6-16/9-30	.375/.300	15-20/16-20	.750/.800	37/30 +7	8/10	12/10	1/1	7/7	17/18
Wake Forest	46/34	31/31	77-65	+12	29-57/21-57	.509/.368	7-16/7-29	.438/.241	12-17/16-18	.706/.889	36/31 +5	15/12	10/11	5/1	5/4	18/18

Note: Game totals are displayed in the format TEAM/OPPONENT for each category



2020-21 Louisville Men's Basketball Extended Season Box Score All games

Page 1/1
as of Jan 14, 2021

Game Records

Record	Overall	Home	Away	Neutral
ALL GAMES	9-1	6-0	3-1	0-0
CONFERENCE	4-0	1-0	3-0	0-0
NON-CONFERENCE	5-1	5-0	0-1	0-0

Team Box Score Extended

No.	Player	Total			3-Point		F-Throw		Rebounds				PF DQ A A/G				TO TO/G A/TO BLK BLK/G STL STL/G PTS AVG										
		GP-GS	MIN	AVG	FG-FGA	FG%	3FG-FGA	3FG%	FT-FTA	FT%	OFF	DEF	TOT	AVG	PF	DQ	A	A/G	TO	TO/G	A/TO	BLK	BLK/G	STL	STL/G	PTS	AVG
1	JONES, Carlik	9-9	332:19	36.9	53-127	.417	10-25	.400	39-47	.830	11	48	59	6.6	13	0	42	4.67	21	2.33	2.00	1	0.11	10	1.11	155	17.2
13	JOHNSON, David	10-10	343:18	34.3	49-106	.462	17-37	.459	22-28	.786	5	52	57	5.7	29	0	42	4.20	34	3.40	1.24	3	0.30	9	0.90	137	13.7
10	WILLIAMSON, Samuel	8-8	225:03	28.1	28-59	.475	7-19	.368	13-18	.722	9	42	51	6.4	23	1	11	1.38	20	2.50	0.55	2	0.25	4	0.50	76	9.5
24	WITHERS, Jae'Lyn	10-10	233:11	23.3	37-64	.578	2-9	.222	18-23	.783	16	52	68	6.8	34	3	7	0.70	12	1.20	0.58	3	0.30	7	0.70	94	9.4
14	DAVIS, Dre	10-10	309:30	31.0	33-67	.493	7-28	.250	18-26	.692	19	18	37	3.7	25	1	12	1.20	17	1.70	0.71	5	0.50	8	0.80	91	9.1
11	SLAZINSKI, Quinn	10-3	228:18	22.8	21-45	.467	6-23	.261	18-23	.783	7	37	44	4.4	20	0	7	0.70	8	0.80	0.88	0	0.00	6	0.60	66	6.6
12	TRAYNOR, JJ	10-0	170:60	17.1	19-36	.528	3-7	.429	11-17	.647	10	18	28	2.8	16	1	0	0.00	7	0.70	0.00	10	1.00	1	0.10	52	5.2
20	NICKELBERRY, Josh	5-0	66:23	13.3	6-19	.316	5-16	.313	0-0	.000	1	2	3	0.6	8	0	1	0.20	1	0.20	1.00	0	0.00	0	0.00	17	3.4
22	IGIEHON, Aidan	5-0	40:20	8.1	5-7	.714	0-0	.000	3-8	.375	4	4	8	1.6	13	1	0	0.00	1	0.20	0.00	1	0.20	1	0.20	13	2.6
23	WIZNITZER, Gabe	7-0	40:14	5.7	2-3	.667	0-0	.000	3-6	.500	4	4	8	1.1	8	0	2	0.29	2	0.29	1.00	0	0.00	0	0.00	7	1.0
3	ORBAUGH, Hogan	3-0	02:55	1.0	1-1	1.000	1-1	1.000	0-0	.000	0	1	1	0.3	1	0	0	0.00	0	0.00	0.00	0	0.00	0	0.00	3	1.0
21	MILLEND, Charles	1-0	00:59	1.0	0-0	.000	0-0	.000	0-0	.000	0	0	0	0.0	0	0	0	0.00	0	0.00	0.00	0	0.00	0	0.00	0	0.0
4	COLBERT, Brad	3-0	05:42	1.9	0-0	.000	0-0	.000	0-0	.000	0	0	0	0.0	0	0	0	0.00	0	0.00	0.00	0	0.00	0	0.00	0	0.0
30	MYLES-DEVORE, Ashton	1-0	00:49	0.8	0-0	.000	0-0	.000	0-0	.000	0	0	0	0.0	0	0	0	0.00	1	1.00	0.00	0	0.00	0	0.00	0	0.0
Total	10	2000			254-534	.476	58-165	.352	145-196	.740	93	285	378	37.8	190	7	124	12.40	129	12.90	0.96	25	2.50	46	4.60	711	71.1
Opponents	10	2000			214-551	.388	73-238	.307	129-197	.655	96	212	308	30.8	187	6	98	9.80	117	11.70	0.84	25	2.50	62	6.20	630	63.0

2020-21 Louisville Men's Basketball Team Superlatives

Louisville High	Louisville Low	Statistical Category	Opponent High	Opponent Low
86 vs. Prairie View A&M (11/29)	48 vs. Wisconsin (12/19)	Points	85 by Wisconsin (12/19)	44 by Evansville (11/25)
46 vs. Wake Forest (1/13)	18 vs. Wisconsin (12/19)	First Half Points	44 by Wisconsin (12/19)	16 by Evansville (11/25)
45 vs. Prairie View A&M (11/29)	30 vs. Wisconsin (12/19)	Second Half Points	41 by Wisconsin (12/19)	25 by Western Ky. (12/1)
31 vs. Evansville (11/25)	17 Wisconsin (12/19)	Field Goals	31 by Wisconsin (12/19)	14 by Evansville (11/25)
60 vs. Boston College (1/2)	46 vs. Prairie View A&M (11/29)	Field Goal Attempts	66 by Seton Hall (11/27)	47 by Evansville (11/25)
.609 vs. Prairie View A&M (11/29)	.362 vs. Wisconsin (12/19)	FG Percentage	.544 by Wisconsin (12/19)	.298 by Evansville (11/25)
8 vs. Western Ky. (12/1)	2 vs. Seton Hall (11/27)	3-Point Field Goals	16 by Wisconsin (12/19)	3 by Western Ky. (12/1)
vs. Boston College (1/2)				
23 vs. Prairie View A&M (11/29)	14 vs. Seton Hall, Wisconsin	3-Point Field Goal Att.	33 by Boston College (1/2)	14 by Pittsburgh (12/22)
.471 vs. Boston College (1/2)	.143 vs. Seton Hall (11/27)	3-Point FG Percentage	.640 by Wisconsin (12/19)	.167 by Western Ky. (12/1)
24 vs. Prairie View A&M (11/29)	9 vs. Wisconsin (12/19)	Free Throws	22 by Boston College (1/2)	5 by Western Ky. (12/1)
32 vs. Prairie View A&M (11/29)	12 vs. Wisconsin (12/19)	Free Throw Attempts	28 by Boston College (1/2)	11 by Western Ky., Wisconsin
.842 vs. Boston College (1/2)	.571 vs. Pittsburgh (12/22)	Free Throw Percentage	.889 by Wake Forest (1/13)	.455 by Western Ky. (12/1)
15 vs. Pittsburgh (12/22)	6 vs. Wisconsin (12/19)	Offensive Rebounds	16 three times	3 by Evansville (11/25)
			<i>latest:</i> by Kentucky (12/26)	
37 vs. Evansville (11/25)	21 vs. Wisconsin, Western Ky.	Defensive Rebounds	27 by Seton Hall (11/27)	13 by Prairie View A&M (11/29)
46 vs. Evansville (11/25)	34 vs. Prairie View A&M (11/29)	Total Rebounds	43 by Seton Hall (11/27)	18 by Evansville (11/25)
26 vs. Boston College (1/2)	17 three times	Fouls	27 by Prairie View A&M (11/29)	15 by Wisconsin (12/19)
	<i>latest:</i> vs. Virginia Tech (1/6)			by Kentucky (12/26)
19 vs. Evansville (11/25)	8 vs. Wisconsin (12/19)	Assists	22 by Wisconsin (12/19)	6 four times
	vs. Virginia Tech (1/6)			<i>latest:</i> by Boston College (1/2)
18 vs. Wisconsin (12/19)	9 vs. Seton Hall (11/27)	Turnovers	21 by Western Ky. (12/1)	9 by Seton Hall (11/27)
5 vs. Pittsburgh (12/22)	1 three times	Blocked Shots	6 by Western Ky. (12/1)	0 by Evansville (11/25)
vs. Wake Forest (1/13)	<i>latest:</i> vs. Virginia Tech (1/6)			by Prairie View A&M (11/29)
9 vs. Western Ky. (12/1)	2 vs. Evansville (11/25)	Steals	9 by Wisconsin, Boston College	2 by Seton Hall (11/27)

2020-21 Louisville Men's Basketball Individual Superlatives

	Louisville	Opponent
Points	23 by Carlik Jones vs. Wake Forest (1/13)	23 by Jalen Cone, Virginia Tech (1/6)
Field Goals Made	9 by Carlik Jones vs. Wake Forest (1/13)	9 by Taveion Hollingsworth, Western Ky. (12/1)
Field Goals Attempted	20 by Carlik Jones vs. Wake Forest (1/13)	17 by Sandro Mamukelashvili, Seton Hall (11/27)
Highest FG Pct. (min. 5 made)	1000 (5-5) by JJ Traynor vs. Evansville (11/25)	.643 (9-14) by T. Hollingsworth, Western Ky. (12/1)
	(5-5) by Dre Davis vs. Boston College (1/2)	
3-Point Field Goals Made	4 by David Johnson vs. Boston College (1/2)	6 by Jeremiah Gambrell, Prairie View A&M (11/29)
		by Jalen Cone, Virginia Tech (1/6)
3-Point Field Goals Attempted	6 by David Johnson vs. Boston College (1/2)	12 by Jalen Cone, Virginia Tech (1/6)
3-Point FG Pct. (min. 3 made)	.750 (3-4) by David Johnson vs. Kentucky (12/26)	1000 (3-3) by D. Trice & T. Anderson, Wisconsin (12/19)
	(3-4) by Samuel Williamson vs. Wake Forest (1/13)	
Free Throws Made	9 by Carlik Jones vs. Boston College (1/2)	6 by M. Ashton-Langford & Heath, Boston College (1/2)
		by Daivien Williamson, Wake Forest (1/13)
Free Throws Attempted	11 by Carlik Jones vs. Boston College (1/2)	8 by Makai Ashton-Langford, Boston College (1/2)
Free Throw Pct. (min. 8 made)	.818 (9-11) by Carlik Jones vs. Boston College (1/2)	none
Offensive Rebounds	5 by Jae'Lyn Withers vs. Pittsburgh (12/22)	6 by Sandro Mamukelashvili, Seton Hall (11/27)
Defensive Rebounds	10 by Samuel Williamson vs. Pittsburgh (12/22)	11 by Charles Bassey, Western Kentucky (12/1)
Total Rebounds	12 by Samuel Williamson vs. Pittsburgh (12/22)	15 by Charles Bassey, Western Kentucky (12/1)
	by Jae'Lyn Withers vs. Virginia Tech (1/6)	
Turnovers	7 by David Johnson vs. Wisconsin (12/19)	6 by Charles Bassey, Western Kentucky (12/1)
Assists	9 by David Johnson vs. Wake Forest (1/13)	11 by Faite Williams, Prairie View A&M (11/29)
Blocked Shots	3 three times; <i>latest:</i> by JJ Traynor vs. Wake Forest (1/13)	5 by Charles Bassey, Western Kentucky (12/1)
Steals	4 by David Johnson vs. Western Kentucky (12/1)	3 five times <i>latest:</i> by Nahiem Alleyne, Va. Tech (1/6)
Minutes Played (regulation game)	40 three times	38 by Faite Williams, Prairie View A&M (11/29)
	<i>latest:</i> by David Johnson vs. Kentucky (12/26)	by Davion Mintz, Kentucky (12/26)
Minutes Played (overtime game)	none	none

2020-21 Box Scores

Louisville 79, Evansville 44 Nov. 25, 2020 -- KFC YUM! CENTER Wade Houston Tip Off Classic

Louisville 79

Player	min	FG	3FG	FT	Reb	Ast	TO	BL	ST	PF	TP
Williamson	34	8-12	1-4	0-0	6	5	4	0	0	3	17
Davis	27	1-4	1-3	3-4	3	0	0	3	1	2	6
Withers	17	3-6	1-2	1-2	5	0	1	0	0	4	8
Jones	31	6-11	2-2	4-5	8	7	1	0	1	0	18
Johnson	24	2-7	0-2	0-0	7	5	4	0	0	4	4
Slazinski	30	4-6	1-3	1-2	4	1	1	0	0	3	10
Traynor	19	5-5	0-0	1-1	5	0	0	0	0	1	11
Ighehon	8	2-2	0-0	1-2	5	0	1	0	0	1	5
Wiznitzer	5	0-0	0-0	0-0	2	1	0	0	0	1	0
Colbert	4	0-0	0-0	0-0	0	0	0	0	0	0	0
Orbaugh	1	0-0	0-0	0-0	1	0	0	0	0	1	0
Team					0						
Totals	200	31-53	6-16	11-16	46	19	12	3	2	20	79

Total FG%	1st H:	13-23 56.5%	2nd H:	18-30 60.0%	Game:	58.5%
3-Pt. FG%	1st H:	3- 5 60.0%	2nd H:	3-11 27.3%	Game:	37.5%
FThrow %	1st H:	7-10 70.0%	2nd H:	4- 6 66.7%	Game:	68.8%

Evansville 44

Player	min	FG	3FG	FT	Reb	Ast	TO	BL	ST	PF	TP
Levitch	30	1-3	1-3	0-0	4	2	0	0	1	2	3
Kuhlman	24	3-8	2-5	2-2	2	1	0	0	0	2	10
Hall	27	2-7	2-4	3-5	2	1	1	0	0	2	9
Givance	25	4-8	0-2	2-3	3	0	3	0	0	2	10
Frederking	27	2-5	1-2	2-2	1	0	1	0	2	1	7
Bobbe	16	0-4	0-4	0-0	0	1	2	0	0	2	0
Matthews	17	1-6	0-3	0-0	1	0	0	0	0	1	2
Page	9	0-2	0-2	0-1	1	0	0	0	0	0	0
Enaruna	10	0-0	0-0	1-4	1	0	2	0	0	4	1
Gilgeous-Alexander	15	1-4	0-1	0-4	3	1	0	0	0	0	2
Team					0						
Totals	200	14-45	6-26	10-21	18	6	10	0	3	16	44

Total FG%	1st H:	5-24 20.8%	2nd H:	9-23 39.1%	Game:	29.8%
3-Pt. FG%	1st H:	2-15 13.3%	2nd H:	4-11 36.4%	Game:	23.1%
FThrow %	1st H:	4- 5 80.0%	2nd H:	6-16 37.5%	Game:	47.6%

Score by Periods	1st	2nd	Total	Attendance:	2,956
Evansville	16	28	44	Ties:	2
Louisville	36	43	79	Lead Changes:	2

Louisville 71, Seton Hall 70 Nov. 27, 2020 -- KFC YUM! CENTER Wade Houston Tip Off Classic

Louisville 71

Player	min	FG	3FG	FT	Reb	Ast	TO	BL	ST	PF	TP
Williamson	21	2-3	0-1	2-2	3	1	1	1	0	2	6
Davis	24	5-9	0-2	1-2	5	0	1	0	1	5	11
Withers	31	3-6	0-1	5-6	6	1	2	0	0	3	11
Jones	40	6-17	0-1	6-7	11	6	2	0	1	2	18
Johnson	34	4-10	1-4	0-0	4	1	1	0	0	3	9
Traynor	17	1-5	0-1	2-4	3	0	0	0	0	1	4
Slazinski	29	3-7	1-4	3-3	7	0	1	0	0	2	10
Ighehon	4	1-1	0-0	0-0	0	0	0	1	1	3	2
Team					2						
Totals	200	25-58	2-14	19-24	41	9	9	2	3	21	71

Total FG%	1st H:	13-28 46.4%	2nd H:	12-30 40.0%	Game:	43.1%
3-Pt. FG%	1st H:	2- 8 25.0%	2nd H:	0- 6 0.0%	Game:	14.3%
FThrow %	1st H:	10-12 83.3%	2nd H:	9-12 75.0%	Game:	79.2%

Seton Hall 70

Player	min	FG	3FG	FT	Reb	Ast	TO	BL	ST	PF	TP
Rhoden	32	3-12	1-5	4-5	6	3	2	1	1	5	11
Mamukelashvili	37	8-17	2-4	4-5	10	2	2	1	0	2	22
Obiaju	23	1-3	0-0	4-6	8	0	2	2	0	4	6
Cale	27	2-8	0-4	2-3	3	0	0	0	0	0	6
Reynolds	29	4-8	1-2	2-2	3	3	1	0	0	3	11
Aiken	8	1-4	0-2	1-1	0	0	0	0	0	0	3
Samuel	11	1-2	1-1	0-0	2	1	0	0	0	4	3
Molson	29	2-12	1-5	3-5	6	1	2	0	1	2	8
Long	4	0-0	0-0	0-0	1	0	0	0	0	0	0
Team					4						
Totals	200	22-66	6-23	20-27	43	10	9	4	2	20	70

Total FG%	1st H:	14-33 42.4%	2nd H:	8-33 24.2%	Game:	33.3%
3-Pt. FG%	1st H:	3-10 30.0%	2nd H:	3-13 23.1%	Game:	26.1%
FThrow %	1st H:	7- 9 77.8%	2nd H:	13-18 72.2%	Game:	74.1%

Score by Periods	1st	2nd	Total	Attendance:	2,988
Seton Hall	38	32	70	Ties:	10
Louisville	38	33	71	Lead Changes:	8

Louisville 86, Prairie View A&M 64 Nov. 29, 2020 -- KFC YUM! CENTER

Louisville 86

Player	min	FG	3FG	FT	Reb	Ast	TO	BL	ST	PF	TP
Slazinski	26	1-6	0-4	5-5	6	2	2	0	1	2	7
Davis	36	3-7	2-5	4-5	6	2	0	1	1	2	12
Withers	32	8-10	1-2	3-5	9	1	1	0	0	2	20
Jones	35	6-9	1-2	2-2	3	4	3	0	0	1	15
Johnson	37	6-10	1-3	6-6	3	6	4	2	1	1	19
Traynor	14	2-2	0-0	1-1	3	0	1	0	0	5	5
Ighehon	10	1-1	0-0	2-4	1	0	0	0	0	2	4
Wiznitzer	8	0-0	0-0	1-4	2	1	0	0	0	2	1
Orbaugh	1	1-1	1-1	0-0	0	0	0	0	0	0	3
Colbert	1	0-0	0-0	0-0	0	0	0	0	0	0	0
Team					1						
Totals	200	28-46	6-17	24-32	34	16	11	3	3	17	86

Total FG%	1st H:	15-26 57.7%	2nd H:	13-20 65.0%	Game:	60.9%
3-Pt. FG%	1st H:	2- 8 25.0%	2nd H:	4- 9 44.4%	Game:	35.3%
FThrow %	1st H:	9-11 81.8%	2nd H:	15-21 71.4%	Game:	75.0%

Prairie View A&M 64

Player	min	FG	3FG	FT	Reb	Ast	TO	BL	ST	PF	TP
Henry	18	1-4	0-1	0-0	1	0	0	0	0	3	2
Gambrell	29	7-12	6-11	0-2	2	0	3	0	2	3	20
Williams	38	3-15	0-2	0-1	6	11	2	0	2	3	6
Parris	5	0-0	0-0	0-0	0	0	0	0	0	0	0
Daniels	29	1-4	1-3	0-0	3	1	1	0	0	3	3
Roberts	24	1-9	1-4	5-6	2	1	1	0	1	5	8
Briscoe	22	4-5	0-0	1-2	5	0	0	0	2	3	9
Cox	21	2-3	0-0	4-7	6	0	2	0	1	3	8
Hughes	3	0-0	0-0	0-0	0	0	0	0	0	2	0
Edgar	1	0-0	0-0	0-0	0	0	0	0	0	0	0
Joseph	10	3-4	1-2	1-2	2	0	0	0	0	2	8
Team					2						
Totals	200	22-56	9-23	11-20	29	13	10	0	8	27	64

Total FG%	1st H:	11-28 39.3%	2nd H:	11-28 39.3%	Game:	39.3%
3-Pt. FG%	1st H:	5-13 38.5%	2nd H:	4-10 40.0%	Game:	39.1%
FThrow %	1st H:	4- 7 57.1%	2nd H:	7-13 53.8%	Game:	55.0%

Score by Periods	1st	2nd	Total	Attendance:	2,934
Prairie View A&M	31	33	64	Ties:	2
Louisville	41	45	86	Lead Changes:	1

Louisville 75, Western Kentucky 54 Dec. 1, 2020 -- KFC YUM! CENTER

Louisville 75

Player	min	FG	3FG	FT	Reb	Ast	TO	BL	ST	PF	TP
Slazinski	19	0-4	0-3	0-0	3	0	0	0	1	1	0
Davis	35	7-9	2-3	5-6	2	2	3	0	0	2	21
Withers	26	3-9	0-2	2-2	9	2	1	1	3	5	8
Jones	39	7-16	3-5	1-2	6	4	3	0	1	2	18
Johnson	39	5-10	2-4	5-8	6	8	3	0	4	3	17
Traynor	27	3-5	1-1	2-2	5	0	0	0	0	0	9
Ighehon	11	1-2	0-0	0-0	2	0	0	0	0	5	2
Wiznitzer	1	0-0	0-0	0-0	0	0	0	0	0	0	0
Orbaugh	1	0-0	0-0	0-0	0	0	0	0	0	0	0
Colbert	1	0-0	0-0	0-0	0	0	0	0	0	0	0
Myles-Devore	1	0-0	0-0	0-0	0	0	0	1	0	0	0
Team					1						
Totals	200	26-55	8-18	15-20	34	16	13	1	9	18	75

Total FG

2020-21 Box Scores

Louisville 62, Kentucky 59 Dec. 26, 2020 -- KFC YUM! CENTER

Louisville 62

Player	min	FG	3FG	FT	Reb	Ast	TO	BL	ST	PF	TP
Williamson	27	2-6	0-2	0-0	6	0	1	0	1	3	4
Davis	31	2-9	0-5	1-2	3	2	2	0	2	2	5
Withers	29	3-3	0-0	2-2	9	1	1	0	0	4	8
Jones	38	7-16	1-3	5-6	5	2	3	0	0	2	20
Johnson	40	5-10	3-4	4-5	7	4	4	0	1	1	17
Traynor	11	0-0	0-0	0-0	1	0	1	2	0	3	0
Nickelberry	9	1-4	1-4	0-0	0	0	0	0	0	1	3
Slazinski	15	2-4	1-2	0-0	3	0	0	0	1	1	5
Team					1	1					
Totals	200	22-52	6-20	12-15	35	9	13	2	5	17	62

Total FG% 1st H: 11-26 42.3% 2nd H: 11-26 42.3% Game: 42.3%
 3-Pt. FG% 1st H: 5-14 35.7% 2nd H: 1- 6 16.7% Game: 30.0%
 FThrow % 1st H: 1- 2 50.0% 2nd H: 11-13 84.6% Game: 80.0%

Kentucky 59

Player	min	FG	3FG	FT	Reb	Ast	TO	BL	ST	PF	TP
Jackson	21	2-6	0-0	3-4	7	0	3	3	2	5	7
Sarr	21	0-4	0-0	1-2	1	0	2	1	0	3	1
Askew	37	3-9	1-5	0-0	3	3	1	0	2	1	7
Boston, Jr.	30	3-11	0-3	5-5	7	1	2	0	1	1	11
Mintz	38	6-12	4-6	3-5	7	2	2	0	2	4	19
Toppin	24	5-7	0-0	0-1	6	0	0	0	0	0	10
Clarke	16	0-4	0-3	0-0	0	0	1	0	0	0	0
Ware	13	1-5	0-0	2-5	4	0	0	1	0	1	4
Team					5						
Totals	200	20-58	5-17	14-22	40	6	11	5	7	15	59

Total FG% 1st H: 11-30 36.7% 2nd H: 9-28 32.1% Game: 34.5%
 3-Pt. FG% 1st H: 3-10 30.0% 2nd H: 2- 7 28.6% Game: 29.4%
 FThrow % 1st H: 2- 6 33.3% 2nd H: 12-16 75.0% Game: 63.6%

Score by Periods	1st	2nd	Total	Attendance:
Kentucky	27	32	59	Ties: 6
Louisville	28	34	62	Lead Changes: 10

Louisville 73, Virginia Tech 71 Jan. 6, 2021 -- KFC YUM! CENTER

Louisville 73

Player	min	FG	3FG	FT	Reb	Ast	TO	BL	ST	PF	TP
Williamson	14	0-4	0-1	1-2	3	1	2	0	0	2	1
Davis	32	2-5	1-3	0-0	8	2	2	0	1	0	5
Withers	29	6-12	0-1	4-4	12	0	1	1	2	4	16
Jones	38	6-13	1-2	4-4	3	3	3	0	3	2	17
Johnson	34	5-10	2-4	5-6	5	1	3	0	0	4	17
Slazinski	26	4-5	1-2	1-3	4	0	0	0	1	3	10
Traynor	11	1-2	0-0	0-1	0	0	1	0	0	1	2
Nickelberry	16	2-4	1-3	0-0	1	1	0	0	0	1	5
Team					1						
Totals	200	26-55	6-16	15-20	37	8	12	1	7	17	73

Total FG% 1st H: 14-31 45.2% 2nd H: 12-24 50.0% Game: 47.3%
 3-Pt. FG% 1st H: 4-11 36.4% 2nd H: 2- 5 40.0% Game: 37.5%
 FThrow % 1st H: 4- 6 66.7% 2nd H: 11-14 78.6% Game: 75.0%

Virginia Tech 71

Player	min	FG	3FG	FT	Reb	Ast	TO	BL	ST	PF	TP
Aluma	35	3-10	0-3	5-8	5	0	3	1	0	3	11
Mutts	26	4-9	2-5	0-1	8	1	1	0	1	4	10
Bede	28	1-5	1-4	0-0	3	3	1	0	1	3	3
Alleyne	28	5-8	0-2	5-5	1	3	0	3	0	3	15
Radford	31	1-4	0-3	0-0	4	2	0	0	1	1	2
Cattoor	15	2-3	0-1	3-3	2	1	1	0	0	0	7
Cone	29	7-14	6-12	3-3	3	0	1	0	1	2	23
N'Guessan	6	0-1	0-0	0-0	3	0	0	0	0	1	0
Maddox	1	0-0	0-0	0-0	0	0	0	0	0	0	0
Ojiako	1	0-0	0-0	0-0	0	0	0	0	0	1	0
Team					1						
Totals	200	23-54	9-30	16-20	30	10	10	1	7	18	71

Total FG% 1st H: 10-24 41.7% 2nd H: 13-30 43.3% Game: 42.6%
 3-Pt. FG% 1st H: 6-15 40.0% 2nd H: 3-15 20.0% Game: 30.0%
 FThrow % 1st H: 5- 8 62.5% 2nd H: 11-12 91.7% Game: 80.0%

Score by Periods	1st	2nd	Total	Attendance:
Virginia Tech	31	40	71	Ties: 1
Louisville	36	37	73	Lead Changes: 1

Louisville 77, Wake Forest 65 Jan. 13, 2021 -- Winston-Salem, N.C. (LJVM Coliseum)

Louisville 77

Player	min	FG	3FG	FT	Reb	Ast	TO	BL	ST	PF	TP
Williamson	34	5-7	3-4	2-4	11	1	3	0	0	3	15
Davis	30	6-9	0-1	3-5	2	1	0	1	1	3	15
Withers	9	2-2	0-0	0-0	1	0	0	0	0	5	4
Jones	36	9-20	1-3	4-4	10	3	1	1	3	1	23
Johnson	26	2-8	1-2	0-0	2	9	1	0	0	4	5
Traynor	21	3-5	0-1	1-2	2	0	2	3	0	0	7
Slazinski	21	1-1	1-1	2-2	5	1	2	0	1	0	5
Nickelberry	18	1-5	1-4	0-0	1	0	1	0	0	1	3
Wiznitzer	4	0-0	0-0	0-0	0	0	0	0	0	0	1
Minlend	1	0-0	0-0	0-0	0	0	0	0	0	0	0
Team					2						
Totals	200	29-57	7-16	12-17	36	15	10	5	5	18	77

Total FG% 1st H: 17-31 54.8% 2nd H: 12-26 46.2% Game: 50.9%
 3-Pt. FG% 1st H: 6- 9 66.7% 2nd H: 1- 7 14.3% Game: 43.8%
 FThrow % 1st H: 6- 9 66.7% 2nd H: 6- 8 75.0% Game: 70.6%

Wake Forest 65

Player	min	FG	3FG	FT	Reb	Ast	TO	BL	ST	PF	TP
Mucius	26	2-9	0-3	0-0	8	0	1	0	0	4	4
Oguama	31	4-9	0-0	3-4	6	0	2	1	1	3	11
Neath	19	1-2	0-1	0-0	2	3	4	0	0	1	2
Williamson	38	6-13	1-4	6-6	1	4	1	0	1	1	19
Antonio	34	2-7	2-7	5-5	4	3	1	0	2	3	11
Johnson	27	4-11	3-10	0-1	2	0	0	0	0	3	11
Massoud	13	2-6	1-4	2-2	2	0	1	0	0	0	7
Wilkins	6	0-0	0-0	0-0	0	0	1	0	0	2	0
Adams	3	0-0	0-0	0-0	0	2	0	0	0	1	0
Okpomo	3	0-0	0-0	0-0	1	0	0	0	0	0	0
Team					5						
Totals	200	21-57	7-29	16-18	31	12	11	1	4	18	65

Total FG% 1st H: 12-28 42.9% 2nd H: 9-29 31.0% Game: 36.8%
 3-Pt. FG% 1st H: 5-15 33.3% 2nd H: 2-14 14.3% Game: 24.1%
 FThrow % 1st H: 5- 6 83.3% 2nd H: 11-12 91.7% Game: 88.9%

Score by Periods	1st	2nd	Total	Attendance:
Louisville	46	31	77	Ties: 0
Wake Forest	34	31	65	Lead Changes: 1

Louisville 76, Boston College 64 Jan. 2, 2021 -- Chestnut Hill, Mass. (Silvio O. Conte Forum)

Louisville 76

Player	min	FG	3FG	FT	Reb	Ast	TO	BL	ST	PF	TP
Williamson	20	5-10	1-2	1-1	3	1	2	0	1	5	12
Davis	26	4-4	1-1	0-0	3	1	2	0	1	4	9
Withers	22	3-4	0-0	1-1	7	0	3	0	0	5	7
Jones	38	3-13	0-3	9-11	9	6	3	0	1	2	15
Johnson	37	7-16	4-6	2-2	8	3	1	1	0	3	20
Slazinski	26	2-4	1-2	3-4	6	2	2	0	1	4	8
Traynor	11	0-3	0-0	0-0	2	0	0	0	0	0	0
Nickelberry	13	1-4	1-3	0-0	1	0	0	0	0	3	3
Wiznitzer	7	1-2	0-0	0-0	3	0	0	0	0	0	2
Team					1	1					
Totals	200	26-60	8-17	16-19	43	13	14	1	4	26	76

Total FG% 1st H: 15-36 41.7% 2nd H: 11-24 45.8% Game: 43.3%
 3-Pt. FG% 1st H: 5-12 41.7% 2nd H: 3- 5 60.0% Game: 47.1%
 FThrow % 1st H: 2- 2 100% 2nd H: 14-17 82.4% Game: 84.2%

Boston College 64

Player	min	FG	3FG	FT	Reb	Ast	TO	BL	ST	PF	TP
Felder	29	0-4	0-4	4-4	7	1	3	1	2	1	4
Mitchell	33	3-7	0-3	3-5	6	0	1	0	2	3	9
Ashton-Langford	24	3-7	1-4	4-6	2	1	1	0	2	5	11
Heath	31	5-10	4-6	6-7	1	2	1	0	0	3	20
Tabbs	28	4-9	3-8	4-4	3	0	5	0	0	4	15
Langford	21	0-4	0-2	1-2	4	1	1	0	3	4	1
Karrik	15	0-4	0-2	0-0	3	1	1	2	0	0	0
Kelly	19	2-6	0-4	0-0	3	0	0	0	0	1	4
Team					1						
Totals	200	17-51	8-33	22-28	30	6	13	3	9	21	64

Total FG% 1st H: 7-24 29.2% 2nd H: 10-27 37.0% Game: 33.3%
 3-Pt. FG% 1st H: 2-14 14.3% 2nd H: 6-19 31.6% Game: 2



**2020-21 Louisville Men's Basketball
Season/Career Statistics
All games**

Summary

Player	Season Statistics										Career Statistics									
	GP-GS	MIN/G	FG%	3FG%	FT%	R/G	A/G	STL	BLK	PTS/G	GP-GS	MIN/G	FG%	3FG%	FT%	R/G	A/G	STL	BLK	PTS/G
COLBERT, Brad	3-0	1.9	.000	.000	.000	0.0	0.0	0	0	0.0	3-0	1.9	.000	.000	.000	0.0	0.0	0	0	0.0
DAVIS, Dre	10-10	31.0	.493	.250	.692	3.7	1.2	8	5	9.1	10-10	31.0	.493	.250	.692	3.7	1.2	8	5	9.1
IGIEHON, Aidan	5-0	8.1	.714	.000	.375	1.6	0.0	1	1	2.6	18-0	5.7	.667	.000	.375	1.4	0.0	1	3	1.4
JOHNSON, David	10-10	34.3	.462	.459	.786	5.7	4.2	9	3	13.7	37-14	21.0	.480	.367	.676	3.6	3.2	27	10	8.3
JONES, Carlik	9-9	36.9	.417	.400	.830	6.6	4.7	10	1	17.2	9-9	36.9	.417	.400	.830	6.6	4.7	10	1	17.2
MINLEND, Charles	1-0	1.0	.000	.000	.000	0.0	0.0	0	0	0.0	1-0	1.0	.000	.000	.000	0.0	0.0	0	0	0.0
MYLES-DEVORE, Ashton	1-0	0.8	.000	.000	.000	0.0	0.0	0	0	0.0	1-0	0.8	.000	.000	.000	0.0	0.0	0	0	0.0
NICKELBERRY, Josh	5-0	13.3	.316	.313	.000	0.6	0.2	0	0	3.4	20-0	6.1	.276	.304	1.000	0.3	0.1	0	0	1.5
ORBAUGH, Hogan	3-0	1.0	1.000	1.000	.000	0.3	0.0	0	0	1.0	7-0	0.9	1.000	1.000	.000	0.1	0.0	0	0	0.4
SLAZINSKI, Quinn	10-3	22.8	.467	.261	.783	4.4	0.7	6	0	6.6	25-3	10.9	.453	.310	.774	2.2	0.4	6	0	3.2
TRAYNOR, JJ	10-0	17.1	.528	.429	.647	2.8	0.0	1	10	5.2	10-0	17.1	.528	.429	.647	2.8	0.0	1	10	5.2
WILLIAMSON, Samuel	8-8	28.1	.475	.368	.722	6.4	1.4	4	2	9.5	39-9	18.1	.471	.348	.702	3.3	0.7	14	7	5.5
WITHERS, Jae'Lyn	10-10	23.3	.578	.222	.783	6.8	0.7	7	3	9.4	10-10	23.3	.578	.222	.783	6.8	0.7	7	3	9.4
WIZNITZER, Gabe	7-0	5.7	.667	.000	.500	1.1	0.3	0	0	1.0	7-0	5.7	.667	.000	.500	1.1	0.3	0	0	1.0

Scoring

Player	Season Statistics								Career Statistics							
	FG-FGA	FG%	3FG-3FGA	3FG%	FT-FTA	FT%	PTS	PTS/G	FG-FGA	FG%	3FG-3FGA	3FG%	FT-FTA	FT%	PTS	PTS/G
COLBERT, Brad	0-0	.000	0-0	.000	0-0	.000	0	0.0	0-0	.000	0-0	.000	0-0	.000	0	0.0
DAVIS, Dre	33-67	.493	7-28	.250	18-26	.692	91	9.1	33-67	.493	7-28	.250	18-26	.692	91	9.1
IGIEHON, Aidan	5-7	.714	0-0	.000	3-8	.375	13	2.6	10-15	.667	0-0	.000	6-16	.375	26	1.4
JOHNSON, David	49-106	.462	17-37	.459	22-28	.786	137	13.7	120-250	.480	22-60	.367	46-68	.676	308	8.3
JONES, Carlik	53-127	.417	10-25	.400	39-47	.830	155	17.2	53-127	.417	10-25	.400	39-47	.830	155	17.2
MINLEND, Charles	0-0	.000	0-0	.000	0-0	.000	0	0.0	0-0	.000	0-0	.000	0-0	.000	0	0.0
MYLES-DEVORE, Ashton	0-0	.000	0-0	.000	0-0	.000	0	0.0	0-0	.000	0-0	.000	0-0	.000	0	0.0
NICKELBERRY, Josh	6-19	.316	5-16	.313	0-0	.000	17	3.4	8-29	.276	7-23	.304	6-6	1.000	29	1.5
ORBAUGH, Hogan	1-1	1.000	1-1	1.000	0-0	.000	3	1.0	1-1	1.000	1-1	1.000	0-0	.000	3	0.4
SLAZINSKI, Quinn	21-45	.467	6-23	.261	18-23	.783	66	6.6	24-53	.453	9-29	.310	24-31	.774	81	3.2
TRAYNOR, JJ	19-36	.528	3-7	.429	11-17	.647	52	5.2	19-36	.528	3-7	.429	11-17	.647	52	5.2
WILLIAMSON, Samuel	28-59	.475	7-19	.368	13-18	.722	76	9.5	82-174	.471	16-46	.348	33-47	.702	213	5.5
WITHERS, Jae'Lyn	37-64	.578	2-9	.222	18-23	.783	94	9.4	37-64	.578	2-9	.222	18-23	.783	94	9.4
WIZNITZER, Gabe	2-3	.667	0-0	.000	3-6	.500	7	1.0	2-3	.667	0-0	.000	3-6	.500	7	1.0

Totals

Player	Season Statistics								Career Statistics							
	O-REB	D-REB	TOTAL	PF	FO	A	TO	A/TO	O-REB	D-REB	TOTAL	PF	FO	A	TO	A/TO
COLBERT, Brad	0	0	0	0	0	0	0	0.0	0	0	0	0	0	0	0	0.0
DAVIS, Dre	19	18	37	25	1	12	17	0.7	19	18	37	25	1	12	17	0.7
IGIEHON, Aidan	4	4	8	13	1	0	1	0.0	6	19	25	25	1	0	5	0.0
JOHNSON, David	5	52	57	29	0	42	34	1.2	34	99	133	75	1	117	85	1.4
JONES, Carlik	11	48	59	13	0	42	21	2.0	11	48	59	13	0	42	21	2.0
MINLEND, Charles	0	0	0	0	0	0	0	0.0	0	0	0	0	0	0	0	0.0
MYLES-DEVORE, Ashton	0	0	0	0	0	0	1	0.0	0	0	0	0	0	0	1	0.0
NICKELBERRY, Josh	1	2	3	8	0	1	1	1.0	2	4	6	11	0	2	2	1.0
ORBAUGH, Hogan	0	1	1	1	0	0	0	0.0	0	1	1	3	0	0	0	0.0
SLAZINSKI, Quinn	7	37	44	20	0	7	8	0.9	9	45	54	24	0	10	12	0.8
TRAYNOR, JJ	10	18	28	16	1	0	7	0.0	10	18	28	16	1	0	7	0.0
WILLIAMSON, Samuel	9	42	51	23	1	11	20	0.6	36	92	128	72	1	29	55	0.5
WITHERS, Jae'Lyn	16	52	68	34	3	7	12	0.6	16	52	68	34	3	7	12	0.6
WIZNITZER, Gabe	4	4	8	8	0	2	2	1.0	4	4	8	8	0	2	2	1.0


2020-21 Louisville Photo Roster




1 Carlik Jones
G 6-0 185 Gr.
Cincinnati, Ohio
(Radford University)




2 Sam Bearden
F 6-5 180 Fr.
Louisville, Ky.
(Holy Cross HS)



3 Hogan Orbaugh
F 6-8 240 Fr.
Zionsville, Ind.
(Zionsville HS)




4 Brad Colbert
G 6-2 185 Fr.
Loveland, Ohio
(Intl. Sports Academy)



5 Malik Williams
F/C 6-11 245 Sr.
Ft. Wayne, Ind.
(Snider HS)



10 Samuel Williamson
G/F 6-7 210 So.
Rockwall, Texas
(Rockwall HS)



11 Quinn Slazinski
G 6-8 215 So.
Houston, Texas
(Huntington Prep/WV)



12 JJ Traynor
G 6-8 200 Fr.
Bardstown, Ky.
(Bardstown HS)



13 David Johnson
G 6-5 210 Fr.
Louisville, Ky.
(Trinity HS)



14 Dre Davis
G/F 6-5 210 Fr.
Indianapolis, Ind.
(Lawrence Central HS)



15 Drew Schultz
F 6-4 205 Fr.
Rockwall, Texas
(Rockwall HS)



20 Josh Nickleberry
G 6-4 205 So.
Fayetteville, N.C.
(Northwood Temple Acad.)



21 Charles Minlend
G 6-4 220 Gr.
Concord, N.C.
(Univ. of San Francisco)



22 Aidan Igiehon
F 6-10 245 So.
Dublin, Ireland
(Lawrence Woodmere)



23 Gabe Wiznitzer
C 6-11 240 Fr.
Walhalla, S.C.
(Hargrave Military Acad.)



24 Jae'Lyn Withers
F 6-8 215 R-Fr.
Charlotte, N.C.
(Cleveland (OH) Heights HS)



30 Ashton Myles-Devore
G 6-1 170 Fr.
Versailles, Ky.
(Woodford County HS)

On The Bench



Chris Mack
Head Coach



Luke Murray
Assistant Coach



Mike Pegues
Assistant Coach



Dino Gaudio
Assistant Coach



Kahil Fennell
Dir./BB Operations

Pronunciation Guide: Igiehon (ee-GYAY-hawn), Carlik (car-LEEK), Minlend (MIN-lend), Pegues (puh-GEESE), Slazinski (sluh-ZIN-ski), Wiznitzer (WIZ-nit-zer).