

CAROLINA

GAME 11: at Miami
Tuesday, Jan. 5, 2021
Watsco Center
Coral Gables, Fla.
8 p.m. - ESPN

2020-21 SCHEDULE (6-4, 1-2 ACC) (3-0 Home, 0-3 Away, 3-1 Neutral)

NOVEMBER (AP rankings)

25 College of Charleston (16/-) W, 79-60 ACCN
 30 vs. UNLV & (14/-) W, 78-51 ESPN2

DECEMBER

1 vs. Stanford & (14/-) W, 67-63 ESPN
 2 vs. Texas & (14/17) L, 67-69 ESPN
 8 at Iowa # (16/3) L, 80-93 ESPN
 12 NC Central (16/-) W, 73-67 RSN
 19 vs. Kentucky ! (22/-) W, 75-63 CBS
 22 at NC State (17/-) L, 76-79 ACCN
 30 at Georgia Tech (-/-) L, 67-72 RSN

JANUARY

2 Notre Dame (-/-) W, 66-65 ACCN
5 at Miami (-/-) 8 p.m. ESPN
 9 Clemson (-/18) 7 p.m. ESPN
 16 at Florida State Noon ESPN
 20 Wake Forest 9 p.m. ACCN
 23 NC State 2 p.m. ESPN/2
 26 at Pittsburgh 7 p.m. ACCN
 30 Notre Dame 8 p.m. ACCN

FEBRUARY

2 at Clemson 7 p.m. ESPN/2/U
 6 at Duke 6 p.m. ESPN
 8 Miami 7 p.m. ESPN
 13 at Virginia 6 p.m. ESPN
 16 Virginia Tech 7 p.m. ESPN/2
 20 Louisville 4 or 6 p.m. ESPN
 23 at Boston College 9 p.m. ESPN/2/U
 27 Florida State 4 p.m. ESPN

MARCH

1 at Syracuse 7 p.m. ESPN
 6 Duke 6 p.m. ESPN
 9-13 ACC Tournament *

SITE/SPECIAL EVENT KEY

§ Camping World Maui Invitational, Asheville, N.C.
 # ACC-Big Ten Challenge, Iowa City, Iowa
 ! CBS Sports Classic, Cleveland, Ohio
 * ACC Tournament, Greensboro, N.C.

All times Eastern

7 NATIONAL CHAMPIONSHIPS: NCAA 1957, 1982, 1993, 2005, 2009, 2017; Helms 1924
20 FINAL FOURS



50 NCAA TOURNAMENT APPEARANCES
32 ACC REGULAR-SEASON CHAMPIONSHIPS
18 ACC TOURNAMENT CHAMPIONSHIPS



38 TIMES IN THE FINAL ASSOCIATED PRESS TOP-10 RANKINGS

GAME 11

• Carolina hits the road for the third time in its first four ACC games when the Tar Heels play at Miami on Tuesday, January 5. Tip time is 8 p.m. on ESPN.

• Carolina is 6-4 overall, 1-2 in the ACC, after its 66-65 win over Notre Dame at the Smith Center on January 2. The Irish were added to the schedule on New Year's Eve after UNC's original opponent for 1/2/21, Syracuse, was unable to play due to Covid-19 safety protocols.

• Freshman Day'Ron Sharpe led UNC with 25 points and 10 rebounds and Leaky Black scored the winning basket on a drive with 9.1 seconds to play as the Tar Heels beat the Irish for the eighth time in nine tries.

• **More notes from the UNC-Notre Dame game are on page 10.**

• Sharpe earned ACC Freshman of the Week honors for his performance vs. the Irish.

• The Hurricanes are 4-4 overall, 0-3 in league play. Miami lost, 66-65, at home to Clemson on January 2.

• UNC and Miami have played no common opponents thus far this season.

• Carolina's next game, at home on Saturday, January 9 vs. Clemson, has been scheduled for a 7 p.m. tip on ESPN.

SERIES VS. MIAMI

- Carolina leads the series, 25-8, including wins in each of the last four games.
- UNC is 9-3 at Miami, including 7-3 at the Watsco Center.
- UNC won, 85-76, on 1/19/2019, the last time the teams played in Coral Gables.
- Roy Williams is 21-8 against Miami - 2-1 at Kansas and 19-7 at UNC.

LAST SEASON VS. HURRICANES

- Carolina beat Miami, 94-71, in Chapel Hill on 1/25/2020.
- The 23-point margin of victory was UNC's largest of the season.
- The win was Roy Williams' 880th as a Division I head coach, which moved him into fourth place in NCAA history.
- UNC shot a season-high 58.0 percent from the floor. It was the first time in the 2019-20 season UNC shot 50 percent in a game.
- Carolina shot 55.0 percent in the first half and 62.1 in the second half.
- UNC had 32 assists, which equaled the most by the Tar Heels in the Williams era.
- Senior guard Brandon Robinson had career highs in points (29), field goals (11) and three-pointers (6).

STATISTICAL COMPARISON

	UNC	MIAMI
Record	6-4, 1-2	4-4, 0-3
Points/Game	72.8	68.8
Scoring Defense	68.2	64.9
Scoring Margin	+4.0	+3.9
FG%	.426	.437
3FG%	.287	.280
3FGs/Game	4.7	5.6
FT%	.671	.669
FG% Defense	.425	.404
3FG% Defense	.358	.349
Oppt. 3FGs/Game	8.7	9.4
Rebounds/Game	44.9	39.9
Offensive Rebs/Game	16.2	10.4
Rebound Margin	+13.5	+7.9
Assists/Game	13.6	13.6
Turnovers/Game	15.5	14.8
Assists/Turnovers	0.9	0.9
Turnovers Forced/Game	13.5	13.6

	UNC	MIAMI
KenPom.com		
Overall Ranking	31	64
Offensive Efficiency	109.1 (53)	105.5 (96)
Defensive Efficiency	91.0 (21)	93.6 (47)
Effective FG Pct.	46.5 (261)	48.8 (202)
Turnover Pct.	21.5 (253)	21.0 (233)
Offensive Rebound Pct.	41.4 (3)	30.4 (111)
FTA/FGA	38.7 (68)	38.6 (73)
Strength of Schedule	23	169

CAROLINA STATS IN WINS vs. LOSSES

	6 Wins	4 Losses
Points Per Game	73.0	72.5
Oppt. Points Per Game	61.5	78.3
FG%	.413	.446
Oppt. FG%	.398	.462
3FG%	.278	.304
Oppt. 3FG%	.303	.436
3FGs Per Game	5.0	4.3
Oppt. 3FGs Per Game	7.2	11.0
FT%	.701	.614
Oppt. FT%	.602	.578
Rebound Margin	+13.7	+12.5
Assists/Turnovers	76/87	60/68
Opponent A/TO	68/86	60/49

Carolina's Top 5 Scorers	6 Wins
Armando Bacot	11.7
Caleb Love	11.2
Day'Ron Sharpe	10.3
Garrison Brooks	8.7
RJ Davis	8.3

Carolina's Top 5 Scorers	4 Losses
Garrison Brooks	13.5
Armando Bacot	11.0
RJ Davis	9.8
Caleb Love	8.8
Day'Ron Sharpe	8.5

TV: ESPN (Dan Shulman, Dick Vitale)

RADIO: Tar Heel Sports Properties (Dave Nathan, Eric Montross, Adam Lucas)

SATELLITE RADIO:

CAROLINA SOCIAL MEDIA CHANNELS

Internet GoHeels.com
 Twitter @UNC_Basketball
 Instagram @UNC_Basketball
 Facebook Facebook.com/TarHeels
 YouTube UNCTarHeelsAthletics

CAROLINA SID: Steve Kirschner (stevekirschner@unc.edu)
 O: 919-962-7258, C: 919-475-2695

MIAMI SID: Alex Schwartz (alexschwartz@miami.edu)
 C: 609-802-3674

UNC'S RECORD WHEN ... UNDER ROY WILLIAMS

	2020-21	TOTALS
Home	3-0	236-40+
Away	0-3	120-73
Neutral	3-1	117-43
Overtime		11-13
Leads at Half	3-1	388-46
Trails at Half	3-3	67-104
Tied at Half		18-6
UNC shoots 50% or better FG		214-9
UNC shoots 40-49.9% FG	4-4	217-76
UNC shoots under 40% FG	2-0	42-71
Opponents shoot 50% or better FG	0-1	26-45
Opponents shoot 40-49.9% FG	3-3	219-89
Opponents shoot under 40% FG	3-0	228-22
UNC has more rebounds	5-4	401-84
Opponents have more rebounds	1-0	59-65
UNC has more offensive rebounds	6-4	314-101
Opponents have more offensive rebounds		129-44
UNC has more turnovers	2-4	153-83
Opponents have more turnovers	4-0	280-63
UNC scores 80 or more points	0-1	307-39
UNC scores less than 80 points	6-3	166-117
UNC scores 90 or more points		150-6
UNC scores 100 or more points		63-2
Opponents score 80 or more points	0-1	62-75
Opponents score less than 80 points	6-3	411-81
Opponents score 90 or more points	0-1	7-22
Opponents score 100 or more points		0-3
OVERALL RECORD	6-4	473-156

+ home record includes a 2009-10 win over William & Mary in Carmichael Arena, a 2016-17 win over Notre Dame in the Greensboro Coliseum and a 2019-20 loss to Wofford in Carmichael

CURRENT STREAKS

Overall	Won 1
Home	Won 5
Road	Lost 4
Neutral Site	Won 1
vs. ACC Opponents (all games)	Won 1
vs. Home Non-ACC	Won 3
vs. Home ACC	Won 3
vs. Road Non-ACC	Lost 2
vs. Road ACC	Lost 3
AP-ranked opponents	Lost 9
Overtime	Lost 3
UNC Scores 100 Points	Won 11
UNC Scores 90 Points	Won 2
UNC Scores 80 Points	Lost 1
UNC Scores Less than 80 Points	Won 1
UNC Scores Less than 70 Points	Won 1
Opponents Score 80 Points	Lost 3
UNC Leads at the Half	Lost 1
UNC Trails at the Half	Won 1
UNC Shoots 50% Field Goals	Won 2
UNC Shoots Under 40% Field Goals	Won 2
Opponents Shoot 50% Field Goals	Lost 6
Opponents Shoot Under 40% Field Goals	Won 4
UNC Makes 7 or More 3FGs	Won 1
Opponents Make 10 or More 3FGs	Won 1
UNC Makes 20 Free Throws	Won 4
Opponents Make More Free Throws	Won 1
UNC Has More Rebounds	Won 1
Opponents Have More Rebounds	Won 1
UNC Has More Turnovers	Lost 2
Opponents Have More Turnovers	Won 4

- Armando Bacot had 19 points, 12 rebounds and a season-high seven assists.

- Leaky Black tied his career high with six assists.

NOTABLE

- KenPom ranks Carolina as the 323rd most experienced team in the nation. Six of UNC's 10 rotation players are freshmen. Those freshmen have played 51 percent of all minutes played (1,019 of 2,000).

- Armando Bacot leads UNC in scoring at 11.4 points per game. The last time a Tar Heel led the team in scoring with less than 12 points a game was 1946-47 (Jim Hamilton 11.4 ppg).

- Carolina has scored 80 points (at Iowa) one time this season. In 18 seasons under Roy Williams UNC has scored 80 or more points 346 times in 629 games (55 percent).

- This is the eighth time in Williams' 18 seasons at UNC a freshman has started at the point for at least a majority of the season: Bobby Frasier in 2005-06, Ty Lawson in 2006-07, Kendall Marshall in 2010-11, Marcus Paige in 2012-13, Nate Britt in 2013-14, Coby White in 2018-19, Cole Anthony in 2019-20 and Caleb Love in 2020-21.

- Carolina has led at the half just four times in the first six games (3-1 when it leads; 3-3 when it trails at the half, including wins over Stanford, Kentucky and Notre Dame).

- The opponents have outscored UNC by a combined 18 points in the first half, but the Tar Heels have outscored the opponents by 64 points in the second half.

- The Tar Heels are averaging 44.9 rebounds per game, including 16.2 offensive. UNC is third nationally in rebounds and fourth in offensive rebounds.

- The school record for offensive rebounds per game is 15.8 in 2016-17.

- This is the seventh consecutive season UNC is averaging at least 40 rebounds per game (the 14th time in Roy Williams' 18 seasons as UNC's head coach).

- Kentucky is the only team to outrebound the Tar Heels this season (42-38). UNC's rebound margin of plus 13.5 per game is on pace to top the previous school record of +12.3 in 2016-17.

- Carolina has finished first, first, first and second in the nation in rebounds per game in the last four seasons and in the top 10 nationally in rebound margin in each of the last six seasons.

- UNC is averaging 4.7 three-pointers per game, but has made a season-high eight in consecutive games at Georgia Tech (first time five players made a three) and against Notre Dame.

- Carolina has been out-scored by a combined 81 points from the three-point line in its four losses this season. Texas, Iowa, NC State and Georgia Tech combined to make 44 threes (11.0 per game), while the Tar Heels made 17 in those games (eight at Tech).

November 2020 Signees

- D'Marco Dunn, a 6-5 guard from Tucson, Ariz., and Dontrez Styles, a 6-7 wing from Kinston, N.C., signed National Letters of Intent to play for the Tar Heels.

- Dunn moved in 2019 to Fayetteville, N.C., where he plays at Westover High School for Coach George Stackhouse. He led Westover to a 30-0 record and conference title.

- Westover was named co-state champions by the North Carolina High School Athletic Association after the playoffs were canceled due to the pandemic.

- Dunn was an all-state selection in 2020 and was named PAC 9 Conference, Cumberland County and District Player of the Year. He previously attended Marana High School in Tucson for two years before moving to Fayetteville.

- Styles played for Coach Perry Tyndall at Kinston High School. He averaged 19.7 points and 11 rebounds as a junior when he led Kinston to a 26-4 record.

- A four-time honor roll student, Styles was the 2019-20 Eastern Conference Player of the Year, a three-time all-conference selection, all-state honoree and an all-tournament pick at the John Wall Holiday Invitational.

2020-21 NBA Tar Heels

Cole Anthony (Orlando)
Harrison Barnes (Sacramento)
Tony Bradley (Philadelphia)
Reggie Bullock (New York)
Ed Davis (Minnesota)
Wayne Ellington (Detroit)
Danny Green (Philadelphia)
Justin Jackson (Oklahoma City)
Cameron Johnson (Phoenix)
Nassir Little (Portland)
Theo Pinson (New York)
Coby White (Chicago)

Jamison to Enter College Hall of Fame

- Antawn Jamison will become the 12th Tar Heel player or coach enshrined in the NABC College Basketball Hall of Fame. He will join coaches Ben Carnevale, Frank McGuire, Dean Smith, Larry Brown (who played at UNC) and Roy Williams, and players Billy Cunningham, Bob McAdoo, James Worthy, Phil Ford, Charlie Scott and Sam Perkins.

- The Class of 2021 includes Jamison, the late Len Bias of Maryland, UCLA's David Greenwood, Bradley's Hersey Hawkins, Ohio State's Jim Jackson, Kansas's Paul Pierce (coached by Roy Williams) and coaches Rick Byrd and Tom Penders.

- Jamison was the 1998 National Player of the Year and first ACC player to earn first-team All-ACC honors as a freshman, sophomore and junior. He was the third player in ACC history to be named ACC Player of the Year, ACC Tournament MVP, NCAA Regional MVP and National Player of the Year in the same season (1997-98).

CAROLINA BASKETBALL HISTORICAL FACTS & FIGURES

Seasons: 110

All-Time: 2282-822 (.735)

ACC Regular-Season: 706-292 (.707)

All-Time Home: 1,003-191 (.840)

Dean E. Smith Center: 429-80 (.843)

Smith Center ACC: 219-63 (.777)

Smith Center Non-Conference: 210-17 (.925)

ACC Regular-Season Titles (32)

1956, 1957, 1959, 1960, 1961, 1967, 1968, 1969, 1971, 1972, 1976, 1977, 1978, 1979, 1982, 1983, 1984, 1985, 1987, 1988, 1993, 1995, 2001, 2005, 2007, 2008, 2009, 2011, 2012, 2016, 2017, 2019

ACC Tournament Record: 102-48 (.680)

ACC Tournament Titles (18)

1957, 1967, 1968, 1969, 1972, 1975, 1977, 1979, 1981, 1982, 1989, 1991, 1994, 1997, 1998, 2007, 2008, 2016

NCAA Tournament Appearances (50)

1941, 1946, 1957, 1959, 1967, 1968, 1969, 1972, 1975, 1976, 1977, 1978, 1979, 1980, 1981, 1982, 1983, 1984, 1985, 1986, 1987, 1988, 1989, 1990, 1991, 1992, 1993, 1994, 1995, 1996, 1997, 1998, 1999, 2000, 2001, 2004, 2005, 2006, 2007, 2008, 2009, 2011, 2012, 2013, 2014, 2015, 2016, 2017, 2018, 2019

NCAA Championships (6)

1957, 1982, 1993, 2005, 2009, 2017

NCAA Championship Game Appearances (11)

1946, 1957, 1968, 1977, 1981, 1982, 1993, 2005, 2009, 2016, 2017

NCAA Final Fours (20)

1946, 1957, 1967, 1968, 1969, 1972, 1977, 1981, 1982, 1991, 1993, 1995, 1997, 1998, 2000, 2005, 2008, 2009, 2016, 2017

NCAA Regional Final or Elite Eights (28)

1941, 1946, 1957, 1967, 1968, 1969, 1972, 1977, 1981, 1982, 1983, 1985, 1987, 1988, 1991, 1993, 1995, 1997, 1998, 2000, 2005, 2007, 2008, 2009, 2011, 2012, 2016, 2017

NCAA Regional Semifinals or Sweet 16s (36)

1941, 1946, 1957, 1967, 1968, 1969, 1972, 1975, 1977, 1981, 1982, 1983, 1984, 1985, 1986, 1987, 1988, 1989, 1990, 1991, 1992, 1993, 1995, 1997, 1998, 2000, 2005, 2007, 2008, 2009, 2011, 2012, 2015, 2016, 2017, 2019

Helms Foundation National Champions: 1924

NIT Champions: 1971

National Players of the Year

(11 players, 13 seasons)

Jack Cobb 1924, George Glamack 1940-41, Lennie Rosenbluth 1957, Phil Ford 1978, James Worthy 1982, Michael Jordan 1983-84, Kenny Smith 1987, Jerry Stackhouse 1995, Antawn Jamison 1998, Sean May 2005, Tyler Hansbrough 2009

Naismith Hall of Fame (11)

Ben Carnevale 1970, Frank McGuire 1977, Dean Smith 1983, Billy Cunningham 1986, Bob McAdoo 2000, Larry Brown 2002, James Worthy 2003, Roy Williams 2007, Michael Jordan 2009, Charlie Scott 2018, Bobby Jones 2019

First-Team All-Americans 39 players, 63 times

Most Recent: Justin Jackson, 2017

Consensus First-Team All-Americans

(18 players, 27 times)

Cartwright Carmichael 1923-24, Jack Cobb 1924-25-26, George Glamack 1940-41, Lennie Rosenbluth 1957, Larry Miller 1968, Robert McAdoo 1972, Phil Ford 1977-78, James Worthy 1982, Sam Perkins 1983-84, Michael Jordan 1983-84, Kenny Smith 1987, J.R. Reid 1988, Jerry Stackhouse 1995, Antawn Jamison 1998, Joseph Forte 2001, Tyler Hansbrough 2007-08-09, Brice Johnson 2016, Justin Jackson 2017

Final Four MVPs (5)

James Worthy 1982, Donald Williams 1993, Sean May 2005, Wayne Ellington 2009, Joel Berry II 2017

National Coaches of the Year (12 times)

Frank McGuire 1957, Dean Smith 1977-79-82-83, Bill Guthridge 1998, Matt Doherty 2001, Roy Williams 2005-06-09-17-19

First-Team All-ACC (51 players, 78 times)

Most Recent: Cameron Johnson 2019

ACC Players of the Year (15 times)

Lennie Rosenbluth 1957, Pete Brennan 1958, Lee Shaffer 1960, Billy Cunningham 1965, Larry Miller 1967-68, Mitch Kupchak 1976, Phil Ford 1978, Michael Jordan 1984, Antawn Jamison 1998, Joseph Forte co-winner 2001, Tyler Hansbrough 2008, Ty Lawson 2009, Tyler Zeller 2012, Justin Jackson 2017

ACC Rookies of the Year (9)

Sam Perkins 1981, Michael Jordan 1982, J.R. Reid 1987, Ed Cota 1997, Joseph Forte 2000, Marvin Williams 2005, Tyler Hansbrough 2006, Brandan Wright 2007, Harrison Barnes 2011

ACC Tournament MVPs (19 times)

Lennie Rosenbluth 1957, Larry Miller 1967-68, Charles Scott 1969, Lee Dedmon 1971, Robert McAdoo 1972, Phil Ford 1975, John Kuester 1977, Dudley Bradley 1979, Sam Perkins 1981, James Worthy 1982, J.R. Reid 1989, Rick Fox 1991, Jerry Stackhouse 1994, Shammond Williams 1997, Antawn Jamison 1998, Brandan Wright 2007, Tyler Hansbrough 2008, Joel Berry II 2016

UNC'S ALL-TIME RANKINGS

	National Rank	Total
Wins	3rd	2,282
Winning Percentage	2nd	.735
NCAA Tournament Titles	3rd	6
Final Fours	1st	20
NCAA Tournaments	2nd	50
NCAA Tournament Games	2nd	173
NCAA Tournament Wins	2nd	126
NCAA Tournament Win Pct.	2nd	.728
ACC Regular-Season Titles	1st	32
ACC Regular-Season Wins	1st	706
ACC Tournament Titles	2nd	18
ACC Tournament Finals	1st	35
ACC Tournament Wins	2nd	102
NBA First-Round Draft Picks	2nd	53
NBA Draft Picks	3rd	116
1,000-Point Scorers	1st	78
Olympic Gold Medalists	1st	10

TAR HEELS IN THE ACC

- This is the 68th season of competition in the Atlantic Coast Conference. The Tar Heels have won the ACC regular-season title a record 32 times, including nine times in the previous 17 seasons under Roy Williams (2005, 2007, 2008, 2009, 2011, 2012, 2016, 2017 and 2019).
- Williams has the third-most regular-season championships in ACC history behind Dean Smith (17 in 36 seasons) and Mike Krzyzewski (12 in 40 seasons).
- Carolina is 706-292 in 998 regular-season ACC games. The 998 games and 706 wins are the most in ACC history.
- This season is the sixth time UNC opened ACC play with two losses (1980, 1997, 2009, 2013, 2014 and 2021).

CAROLINA & THE ASSOCIATED PRESS POLL



FINAL ASSOCIATED PRESS POLLS (charts courtesy collegepollarchive.com)

MOST TIMES RANKED NO. 1 IN THE FINAL AP POLL

10 – Kentucky
8 – Duke
8 – UCLA
6 – North Carolina
4 – Kansas

MOST TIMES RANKED IN THE TOP 5 IN THE FINAL AP POLL

30 – Kentucky
24 – North Carolina
22 – Kansas
18 – UCLA
17 – Duke

MOST TIMES RANKED IN THE TOP 10 IN THE FINAL AP POLL

45 – Kentucky
38 – North Carolina
38 – Duke
31 – Kansas
26 – UCLA

MOST TIMES RANKED IN THE FINAL AP POLL

53 – Kentucky
51 – North Carolina
49 – Duke
45 – Kansas
41 – UCLA

ALL ASSOCIATED PRESS POLLS (through Jan. 4, 2021 poll)

MOST WEEKS RANKED IN THE AP POLL (OUT OF 1,211 TOTAL POLLS)

928 – North Carolina (76.6 percent, the highest percentage of all teams)
920 – Kentucky
840 – Duke
793 – Kansas
696 – UCLA

MOST CONSECUTIVE WEEKS RANKED IN THE AP POLL

172 – 1989-90 to 1999-2000 (No. 4 in college basketball history)
171 – 1972-73 to 1982-83 (No. 5 all-time)
106 – 2013-14 to 2019-20 (No. 15 all-time)
87 – 1984-85 to 1989-90 (No. 23 all-time)
75 – 2005-06 to 2009-10 (No. 32 all-time)

MOST TIMES RANKED NO. 1 IN ALL AP POLLS

144 – Duke
134 – UCLA
125 – Kentucky
110 – North Carolina
73 – Kansas

MOST CONSECUTIVE WEEKS RANKED NO. 1 IN THE AP POLL

15 – 1983-84 (No. 10 all-time)
13 – 1985-86 (No. 14 all-time)
11 – 2007-08 to 2008-09 (No. 17 all-time)
11 – 2007-08 (No. 17 all-time)
10 – 1956-67 to 1957-58 (No. 22 all-time)

MOST TIMES RANKED IN THE TOP 5 IN ALL AP POLLS

463 – Kentucky
433 – North Carolina
425 – Duke
379 – Kansas
311 – UCLA

MOST TIMES RANKED IN THE TOP 10 IN ALL AP POLLS

711 – Kentucky
697 – Duke
686 – North Carolina
580 – Kansas
461 – UCLA

MOST CONSECUTIVE WEEKS RANKED IN THE TOP 10 IN THE AP POLL

62 – 2005-06 to 2009-10 (No. 10 all-time)
62 – 1984-85 to 1988-89 (No. 10 all-time)
57 – 1966-67 to 1969-70 (No. 12 all-time)
54 – 1992-93 to 1994-95 (No. 13 all-time)
25 – 1990-91 to 1991-92 (No. 84 all-time)

NUMBER 1 VERSUS NUMBER 2 (UNC is 7-0 in 1 vs. 2 games)

Date	Result
3/23/57	No. 1 UNC 54, No. 2 Kansas 53 (3 OT) – NCAA championship
12/26/81	No. 1 UNC 82, No. 2 Kentucky 69
1/9/82	No. 1 UNC 65, No. 2 Virginia 60
2/4/86	No. 1 UNC 78, No. 2 Georgia Tech 77 (OT)
2/3/94	No. 2 UNC 89, No. 1 Duke 78
2/5/98	No. 2 UNC 97, No. 1 Duke, 73
4/4/05	No. 2 UNC 75, No. 1 Illinois 70 – NCAA championship

CAROLINA IN THE ASSOCIATED PRESS POLL

Total Polls Ranked	928
Current Streak of Weeks in AP Poll	Not Ranked
Weeks at No. 1	110
Weeks at No. 2	81
Weeks at No. 3	84
Weeks at No. 4	87
Weeks at No. 5	71
Weeks at No. 6	58
Weeks at No. 7	52
Weeks at No. 8	54
Weeks at No. 9	54
Weeks at No. 10	35
Top 5 Rankings	433
Top 10 Rankings	686
Longest Streak of Weeks Ranked	172 from 1989-90 to 1999-2000
Most Consecutive Weeks No. 1	15 in 1983-84
Seasons Ranked	64 of 73
Seasons Ranked in the Top 10	57 of 73
Seasons in Final Top 10	38 of 72

2020-21 WEEKLY AP POLLS

Preseason	16
November 30	14
December 7	16
December 14	22
December 21	17
December 28	Not Ranked
January 4	Not Ranked

ROY WILLIAMS IN THE AP POLL

WEEKS RANKED IN THE TOP 25

at Carolina: 277
at Kansas: 243
Total: 520 of 606 (85.8 percent)
End-of-Season Top 25s: 27 (13 at Kansas, 14 at UNC)

WEEKS RANKED IN THE TOP 10

at Carolina: 183
at Kansas: 196
Total: 379 of 606 (62.5 percent)
End-of-Season Top 10s: 20 (9 at Kansas, 11 at UNC)

WEEKS RANKED IN THE TOP 5

at Carolina: 105
at Kansas: 143
Total: 248 of 606 (40.9 percent)
End-of-Season Top 5s: 14 (7 at Kansas, 7 at UNC)

WEEKS RANKED NO. 1

at Carolina: 29 (1 in 2006-07, 14 in 2007-08, 9 in 2008-09, 3 in 2011-12, 2 in 2015-16)
at Kansas: 30 (4 in 1989-90, 2 in 1992-93, 1 in 1993-94, 1 in 1994-95, 3 in 1995-96, 15 in 1996-97, 4 in 2001-02)
Total: 59
End-of-Season No. 1: 2 (1997 at Kansas, 2008 at UNC)

UNC-MIAMI SERIES



SERIES VS. MIAMI (UNC leads, 25-8)

Date	W-L	NC	UM	Site	Rank	Coach
1-13-50	W	55	53	away, Coral Gables Coliseum	—	TS
1-14-50	W	65	51	away, Coral Gables Coliseum	—	TS
12-6-86	W	122	77	home, Smith Center	1/-	DES
2-5-90	W	87	74	home, Smith Center	25/-	DES
12-18-99	W	78	68	Sunrise, Fla., Nat'l Car Rental Ctr, Orange Bowl Classic	7/-	BG
12-4-00	W	67	45	home, Smith Center	14/-	MD
1-4-03	L (ot)	61	64	away, Convocation Center	—	MD
1-7-04	W	89	64	home, Smith Center	12/-	RW
1-22-05	W	87	67	home, Smith Center	6/-	RW
1-14-06	L	70	81	home, Smith Center	20/-	RW
2-12-06	W	80	70	away, BankUnited Center	23/-	RW
1-31-07	W	105	64	home, Smith Center	3/-	RW
1-23-08	W	98	82	away, BankUnited Center	5/-	RW
1-17-09	W	82	65	home, Smith Center	5/-	RW
2-15-09	W	69	65	away, BankUnited Center	3/-	RW
3-2-10	W	69	62	home, Smith Center	—	RW
1-26-11	W	74	71	away, BankUnited Center	—	RW
3-11-11	W	61	59	Greensboro Coliseum, ACC	6/-	RW
1-10-12	W	73	56	home, Smith Center	3/-	RW
2-15-12	W	73	64	away, BankUnited Center	8/-	RW
1-10-13	L	59	68	home, Smith Center	—	RW
2-9-13	L	61	87	away, BankUnited Center	-/8	RW
3-17-13	L	77	87	Greensboro Coliseum, ACC	-/9	RW
1-8-14	L	57	63	home, Smith Center	—	RW
2-28-15	W	73	64	away, BankUnited Center	15/-	RW
2-20-16	W	96	71	home, Smith Center	5/11	RW
1-28-17	L	62	77	away, Watsco Center	9/-	RW
3-9-17	W	78	53	Barclays Center, Brooklyn, ACC	6/-	RW
2-27-18	L	88	91	home, Smith Center	9/-	RW
3-8-18	W	82	65	Barclays Center, Brooklyn, ACC	12/24	RW
1-19-19	W	85	76	away, Watsco Center	13/-	RW
2-9-19	W (ot)	88	85	home, Smith Center	8/-	RW
1-25-20	W	94	71	home, Smith Center	—	RW

UNC at home (all at Smith Center)— 12-4

UNC on the road— 9-3

UNC at Watsco Center/BankUnited/Convocation Center— 7-3

UNC at neutral sites— 4-1

Roy Williams vs. Miami— 19-7

UNC in Overtime— 1-1

UNC Largest Win— 55 (122-77, 1986-87)

UNC Largest Loss— 26 (61-87, 2012-13)

UNC Most Points— 122 (1986-87)

Miami (FL) vs North Carolina 01/25/20 12:00 pm at Chapel Hill, NC

Miami (FL) 71 • 10-9,2-7 ACC

##	Player	Total		3-Ptr		Rebounds			PF	TP	A	TO	Blk	Stl	Min
		FG-FGA	FG-FGA	FT-FTA	Off	Def	Tot								
21	Sam Waardenburg	r	0-4	0-2	2-2	1	1	2	0	2	2	0	1	1	27
14	Rodney Miller	c	6-8	0-0	1-1	0	4	4	3	13	0	1	2	0	30
01	DJ Vasiljevic	g	3-13	2-9	0-0	0	2	2	0	8	0	0	0	0	32
02	Isaiah Wong	g	6-11	2-6	5-5	0	2	2	2	19	3	2	1	0	35
05	Harlond Beverly	g	3-9	0-2	3-4	0	3	3	2	9	2	4	0	0	35
11	Anthony Walker	g	4-8	1-4	5-5	0	3	3	3	14	0	2	0	1	25
13	Filippos Gkogkos	g	0-2	0-0	0-0	0	0	0	0	0	0	0	0	1	6
15	Willie Herenton	g	2-3	1-1	1-1	0	2	2	0	6	1	0	0	1	10
Team						1	2	3			1				
Totals			24-58	6-24	17-18	2	19	21	10	71	8	10	4	4	200
FG % 1st Half: 11-28 39.3% 2nd half: 13-30 43.3% Game: 24-58 41.4%															
3FG % 1st Half: 1-14 7.1% 2nd half: 5-10 50.0% Game: 6-24 25.0%															
FT % 1st Half: 4-5 80.0% 2nd half: 13-13 100.0 Game: 17-18 94.4%															

Deadball
Rebounds
1,2

North Carolina 94 • 9-10,2-6 ACC

##	Player	Total		3-Ptr		Rebounds			PF	TP	A	TO	Blk	Stl	Min
		FG-FGA	FG-FGA	FT-FTA	Off	Def	Tot								
05	Armando Bacot	r	8-11	0-0	3-3	2	10	12	2	19	7	1	2	0	32
15	Garrison Brooks	r	7-11	0-1	0-1	1	4	5	3	14	2	0	0	0	27
01	Leaky Black	g	1-7	1-3	0-0	0	5	5	2	3	6	2	0	3	27
03	Andrew Platek	g	3-7	1-3	0-0	0	1	1	0	7	4	1	0	0	27
04	Brandon Robinson	g	11-16	6-10	1-2	3	0	3	2	29	4	1	0	2	32
11	Shea Rush	g	0-1	0-1	0-0	0	0	0	1	0	0	1	1	0	2
22	Walker Miller	g	0-0	0-0	0-0	0	2	2	0	0	0	1	0	0	3
25	Caleb Ellis	g	0-0	0-0	0-0	0	0	0	1	0	0	0	0	0	2
30	K.J. Smith	g	0-0	0-0	0-0	0	2	2	1	0	3	2	0	0	11
32	Justin Pierce	g	4-8	1-2	0-0	2	3	5	3	9	4	1	1	0	17
34	Robbie O'Han	g	0-0	0-0	0-0	0	1	1	0	0	0	1	0	0	1
35	Ryan McAdoo	g	0-0	0-0	0-0	0	0	0	0	0	1	0	0	0	2
42	Brandon Huffman	g	2-2	0-0	0-0	1	0	1	0	4	0	0	0	0	2
55	Christian Keeling	g	4-6	1-3	0-0	1	1	2	3	9	1	1	0	1	15
Team						0	2	2							
Totals			40-69	10-23	4-6	10	31	41	18	94	32	12	4	6	200
FG % 1st Half: 22-40 55.0% 2nd half: 18-29 62.1% Game: 40-69 58.0%															
3FG % 1st Half: 6-14 42.9% 2nd half: 4-9 44.4% Game: 10-23 43.5%															
FT % 1st Half: 1-1 100.0 2nd half: 3-5 60.0% Game: 4-6 66.7%															

Deadball
Rebounds
0,1

Officials: Pat Driscoll, Michael Stephens, Ron Groover
Technical fouls: Miami (FL)-None. North Carolina-None.
Attendance: 21125
2019-20 Men's Basketball. Round: 0. Miami (FL) vs North Carolina. Played at Sm

Score by periods	1st	2nd	Total
Miami (FL)	27	44	71
North Carolina	51	43	94

ROSTERS, PRONUNCIATION GUIDE



ALPHABETICAL

No.	Player	Yr.	Pos.	Ht.	Wt.	Hometown	High School
5	Armando Bacot	So.	F/C	6-10	240	Richmond, Va.	IMG Academy (Bradenton, Fla.)
1	Rechon "Leaky" Black	Jr.	G/F	6-8	195	Concord, N.C.	Cox Mill
15	Garrison Brooks	Sr.	F	6-10	240	LaFayette, Ala.	Auburn (Auburn, Ala.)
4	RJ Davis	Fr.	G	6-0	160	White Plains, N.Y.	Archbishop Stepinac
34	Duwe Farris	So	F	6-6	205	Charlotte, N.C	Myers Park
0	Anthony Harris	R-Fr.	G	6-4	196	Woodbridge, Va.	Paul VI (Fairfax, Va.)
14	Donovan "Puff" Johnson	Fr.	G	6-8	190	Moon Township, Pa.	Hillcrest Prep (Phoenix, Ariz.)
13	Walker Kessler	Fr.	F/C	7-1	245	Newnan, Ga.	Woodward Academy (College Park, Ga.)
25	Creighton Lebo	Fr.	G	6-1	160	Wilson, N.C	Greenfield School
2	Caleb Love	Fr.	G	6-4	195	St. Louis, Mo.	Christian Brothers College
21	Sterling Manley	R-Jr.	F/C	6-11	250	Pickerington, Ohio	Pickerington Central
35	Ryan McAdoo	R-Jr.	F	6-5	200	Boca Raton, Fla.	Saint Andrew's School
22	Walker Miller	Sr.	F/C	6-11	235	Greensboro, N.C.	New Hampton Prep (New Hampton, N.H.)
3	Andrew Platek	Sr.	G	6-4	205	Guilderland, N.Y.	Northfield Mount Hermon School (Mount Hermon, Mass.)
11	Day'Ron Sharpe	Fr.	F/C	6-10	265	Greenville, N.C.	Montverde Academy (Montverde, Fla.)
30	K.J. Smith	R-Sr.	G	6-2	170	Calabasas, Calif.	IMG Academy (Bradenton, Fla.)
24	Kerwin Walton	Fr.	G	6-5	205	Hopkins, Minn.	Hopkins (Minnetonka, Minn.)

Head Coach: Roy Williams (18th year as UNC's head coach, 33rd as a college head coach); **Assistant Coaches:** Steve Robinson (18th year at UNC), Hubert Davis (9th year), Brad Frederick (8th year); **Director of Operations:** Sean May (6th year), **Assistant Director of Operations:** Kendall Marshall (3rd year); **Director of Strength and Conditioning:** Jonas Sahratian (17th year), **Director of Player Development:** Eric Hoots (17th year), **Athletics Trainer:** Doug Halverson (8th year); **Managers:** Kiersten Steinbacher (head manager), Shaylen Atma, Cole Chapman, Drew Goforth, Billy Kanos, Virginia Lucas, Rob Neill, Robby Ruffolo

NUMERICAL

No.	Player	Yr.	Pos.	Ht.	Wt.	Hometown	High School
0	Anthony Harris	R-Fr.	G	6-4	196	Woodbridge, Va.	Paul VI (Fairfax, Va.)
1	Rechon "Leaky" Black	Jr.	G/F	6-8	195	Concord, N.C.	Cox Mill
2	Caleb Love	Fr.	G	6-4	195	St. Louis, Mo.	Christian Brothers College
3	Andrew Platek	Sr.	G	6-4	205	Guilderland, N.Y.	Northfield Mount Hermon School (Mount Hermon, Mass.)
4	RJ Davis	Fr.	G	6-0	160	White Plains, N.Y.	Archbishop Stepinac
5	Armando Bacot	So.	F/C	6-10	240	Richmond, Va.	IMG Academy (Bradenton, Fla.)
11	Day'Ron Sharpe	Fr.	F/C	6-10	265	Greenville, N.C.	Montverde Academy (Montverde, Fla.)
13	Walker Kessler	Fr.	F/C	7-1	245	Newnan, Ga.	Woodward Academy (College Park, Ga.)
14	Donovan "Puff" Johnson	Fr.	G	6-8	190	Moon Township, Pa.	Hillcrest Prep (Phoenix, Ariz.)
15	Garrison Brooks	Sr.	F	6-10	240	LaFayette, Ala.	Auburn (Auburn, Ala.)
21	Sterling Manley	R-Jr.	F/C	6-11	250	Pickerington, Ohio	Pickerington Central
22	Walker Miller	Sr.	F/C	6-11	235	Greensboro, N.C.	New Hampton Prep (New Hampton, N.H.)
24	Kerwin Walton	Fr.	G	6-5	205	Hopkins, Minn.	Hopkins (Minnetonka, Minn.)
25	Creighton Lebo	Fr.	G	6-1	160	Wilson, N.C	Greenfield School
30	K.J. Smith	R-Sr.	G	6-2	170	Calabasas, Calif.	IMG Academy (Bradenton, Fla.)
34	Duwe Farris	So.	F	6-6	205	Charlotte, N.C.	Myers Park
35	Ryan McAdoo	R-Jr.	F	6-5	200	Boca Raton, Fla.	Saint Andrew's School

PRONUNCIATIONS

Players: Rechon "Leaky" Black (RAY-shon LEE-key) – *Leaky Black is acceptable first reference (his middle name is Malik)*; Armando Bacot (are-MAHN-doe BAY-cot); Duwe Farris (Dewey FAIR-uss); Donovan "Puff" Johnson – *Puff is acceptable first reference*; Caleb Love (KAY-lib); Creighton Lebo (KRAY-ton LEE-boe); Ryan McAdoo (MACK-uh-dew); Andrew Platek (PLAY-teck); Day'Ron Sharpe (DAY-ron)

Staff: Jonas Sahratian (JOE-nus suh-RAY-shun)

Hometowns: Leaky Black– Concord, N.C. (KON-kord); Garrison Brooks– LaFayette, Ala. (luh-FET); K.J. Smith– Calabasas, Calif. (KAL-uh-BASS-is)

SOCIAL MEDIA	TWITTER	INSTAGRAM
Armando Bacot	iget_buckets35	armando
Leaky Black	rechonblack	leakzaddy
Garrison Brooks	_garro	garrison_brooks
RJ Davis	ariidavis_	ariidavis_
Anthony Harris	manzant3	ant_harris0
Puff Johnson		puffjohnson5
Walker Kessler	walkerkessler13	kidkessler
Creighton Lebo	lebocreighton	creighton_lebo
Caleb Love	caleb2love	caleb
Sterling Manley	sterling_manley	bigster15
Ryan McAdoo	mcadooryan	ryan_mcadoo35
Walker Miller		walkermiller22
Andrew Platek	platekfor3	platekfor3
Day'Ron Sharpe	dayron_sharpe	d.sharpe23
K.J. Smith	k30smith	kjezus
Kerwin Walton	doctork24_	doctor.k.24

2020-21 SCHEDULE



DAY	DATE	OPPONENT	SITE	TIME/RESULT	TV
Wed.	Nov. 25	College of Charleston	Chapel Hill	W, 79-60 (1-0)	ACC Network
Camping World Maui Invitational (Harrah's Cherokee Center)					
Mon.	Nov. 30	vs. UNLV	Asheville, N.C.	W, 78-51 (2-0)	ESPN2
Tue.	Dec. 1	vs. Stanford	Asheville, N.C.	W, 67-63 (3-0)	ESPN
Wed.	Dec. 2	vs. Texas	Asheville, N.C.	L, 67-69 (3-1)	ESPN
ACC-Big Ten Challenge					
Tue.	Dec. 8	at Iowa (Carver-Hawkeye Arena)	Iowa City, Iowa	L, 80-93 (3-2)	ESPN
Sat.	Dec. 12	NC Central	Chapel Hill	W, 73-67 (4-2)	RSN
CBS Sports Classic (Rocket Mortgage FieldHouse)					
Sat.	Dec. 19	vs. Kentucky	Cleveland, Ohio	W, 75-63 (5-2)	CBS
Tue.	Dec. 22	at NC State	Raleigh, N.C.	L, 76-79 (5-3, 0-1)	ACC Network
Wed.	Dec. 30	at Georgia Tech (McCamish Pavilion)	Atlanta, Ga.	L, 67-72 (5-4, 0-2)	RSN
Sat.	Jan. 2	Notre Dame	Chapel Hill	W, 66-65 (6-4, 1-2)	ACC Network
Tue.	Jan. 5	at Miami (Watsco Center)	Coral Gables, Fla.	8 p.m.	ESPN
Sat.	Jan. 9	Clemson	Chapel Hill	7 p.m.	ESPN
Sat.	Jan. 16	at Florida State (Tucker Center)	Tallahassee, Fla.	Noon	ESPN
Wed.	Jan. 20	Wake Forest	Chapel Hill	9 p.m.	ACC Network
Sat.	Jan. 23	NC State	Chapel Hill	2 p.m.	ESPN or ESPN2
Tue.	Jan. 26	at Pittsburgh (Petersen Events Center)	Pittsburgh, Pa.	7 p.m.	ACC Network
Sat.	Jan. 30	Notre Dame	Chapel Hill	8 p.m.	ACC Network
Tue.	Feb. 2	at Clemson (Littlejohn Coliseum)	Clemson, S.C.	7 p.m.	ESPN, ESPN2 or ESPNU
Sat.	Feb. 6	at Duke (Cameron Indoor Stadium)	Durham, N.C.	6 p.m.	ESPN
Mon.	Feb. 8	Miami	Chapel Hill	7 p.m.	ESPN
Sat.	Feb. 13	at Virginia (John Paul Jones Arena)	Charlottesville, Va.	6 p.m.	ESPN
Tue.	Feb. 16	Virginia Tech	Chapel Hill	7 p.m.	ESPN or ESPN2
Sat.	Feb. 20	Louisville	Chapel Hill	4 or 6 p.m.	ESPN
Tue.	Feb. 23	at Boston College (Conte Forum)	Chestnut Hill, Mass.	9 p.m.	ESPN, ESPN2 or ESPNU
Sat.	Feb. 27	Florida State	Chapel Hill	4 p.m.	ESPN
Mon.	March 1	at Syracuse (Carrier Dome)	Syracuse, N.Y.	7 p.m.	ESPN
Sat.	March 6	Duke	Chapel Hill	6 p.m.	ESPN
Atlantic Coast Conference Tournament (Greensboro Coliseum)					
Tue.	March 9	First Round	Greensboro, N.C.		
Wed.	March 10	Second Round	Greensboro, N.C.		
Thu.	March 11	Quarterfinals	Greensboro, N.C.		
Fri.	March 12	Semifinals	Greensboro, N.C.		
Sat.	March 13	Championship	Greensboro, N.C.		
NCAA Tournament (all games played in Indiana)					
First Four: March 16-17					
First & Second Rounds: March 18-21					
Regionals: March 25-28					
Final Four: April 3 and 5– Indianapolis, Ind.					

Home games at the Dean E. Smith Center

All times are Eastern

RSN is the Regional Sports Network (primary carriers include FOX Sports South, FOX Sports Sun or FOX Sports Florida, FOX Sports Midwest, YES, NESN, AT&T Sportsnet Pittsburgh, Marquee and MASN)

Schedule changes due to Covid-19 protocols: Dec. 12 game vs. Elon (replaced by NC Central); Jan. 2 game vs. Syracuse (replaced by Notre Dame)

2020-21 POSTGAME NOTES



GAME 1: UNC 79, CHARLESTON 60

- Caleb Love and RJ Davis started at guard, the first time two freshmen guards started in a game for UNC since Ty Lawson and Wayne Ellington started vs. Georgetown in the 2007 NCAA East Regional final (they started together 32 times that year).
- This is the third pair of Tar Heel freshmen guards to start under head coach Roy Williams. In 2005-06, freshmen guards Bobby Frason and Marcus Ginyard started 14 times, including the season opener.
- Love became the eighth freshman to start at the point in Roy Williams' 18 seasons at UNC (Quentin Thomas in 2004-05, Bobby Frason in 2005-06, Marcus Paige in 2012-13, Nate Britt in 2013-14, Jalek Felton in 2017-18, Coby White in 2018-19, Cole Anthony in 2019-20 and Love).
- Five Tar Heel freshmen combined to score 50 points, the most in a season opener since 2002-03 (Rashad McCants, Sean May, Raymond Felton and David Noel scored 58 vs. Penn State, the most ever by UNC freshmen in their first game).
- Carolina did not allow a field goal until the 11:23 mark of the first half (it was a three-pointer by Zep Jasper to make the score 16-5, UNC).
- Charleston took its only lead of the game at 43-42 with 15:00 to play, before the Tar Heels went on a 17-0 run over the next 4:43 to take a 59-43 lead.
- Love led UNC with 17 points. It marked the second straight season a freshman point guard led UNC in scoring in the season opener (last year Cole Anthony set the ACC scoring record for freshman in a debut with 34 against Notre Dame).
- Love was 8 for 8 from the free throw line, the best performance ever by a Tar Heel in his first game (Danny Green went 6 for 6 as a freshman in the 2005-06 opener vs. Gardner-Webb).
- Love became the seventh UNC freshman point guard to play 25 or more minutes in his first game (with Phil Ford, Kenny Smith, Ed Cota, Raymond Felton, Marcus Paige and Cole Anthony). His 17 points are the second most among those seven players (Anthony had 34 last year) and he is the only player with as few as one turnover (Kenny Smith had two vs. Missouri).
- Sophomore Armando Bacot (11) and freshmen Love (17), Day'Ron Sharpe (13) and Davis (11) scored in double figures. It was the first time three Tar Heel freshmen scored in double figures since 12/21/19 against UCLA when Bacot, Anthony Harris and Jeremiah Francis did that.
- It was the first time three freshmen scored in double figures in the season opener since the 2010-11 season when Harrison Barnes (14), Reggie Bullock (12) and Kendall Marshall (10) against Lipscomb.
- Sharpe had a double-double (13 points and 10 rebounds) in his debut (Anthony also did that last year).
- Sharpe became the 11th Tar Heel with a double-double in his first game. The list includes sophomores Lennie Rosenbluth, Larry Miller, Rusty Clark and Bobby Jones, and freshmen James Worthy, Sam Perkins, Pete Chilcutt, Sean May, Ed Davis, Cole Anthony and Sharpe.
- Garrison Brooks had 11 rebounds, the 15th time in his career he grabbed double-figure

rebounds.

- Andrew Platek made a career-high four steals (previous was two twice) and tied his career high with two blocked shots. He won UNC's defensive player of the game award for the first time in his career.
- Puff Johnson played 2:53 (made a three) and Walker Kessler played 4:23 (six points and four rebounds) due to missing several recent practices because of Covid safety protocol.
- UNC shot under 40 percent for the first time in a win since the Yale game on 12/30/19. UNC had lost its previous six games when shooting under 40 percent.
- UNC scored 30 second-chance points for the first time since beating Tennessee Tech on Nov. 16, 2018.
- Carolina committed only nine turnovers and equaled that number by blocking nine shots. UNC turned the ball over 18 times in the season opener vs. Notre Dame a year ago.
- The nine turnovers equaled the second fewest in a season opener in the Roy Williams era.
- Carolina is 99-12 in season openers, including 17-1 under head coach Roy Williams.

GAME 2: UNC 78, UNLV 51 (Maui/Asheville)

- UNLV scored the first 13 points. That's the most points by an opponent to begin a game since Miami led 14-0 in the 2018 ACC Tournament quarterfinal in Brooklyn.
- Platek scored UNC's first points with 13:42 to play in the first half on a three-pointer.
- UNC took its first lead with 3:22 left in the first half on a drive by Davis to go ahead 29-27.
- Carolina closed the first half on a 37-17 run and began the second half on a 13-1 run.
- UNC out-scored UNLV 78-38 over the final 33:42.
- Carolina held UNLV to 16.7 percent shooting from the floor in the second half (6 of 36) and 29.0 percent from the floor for the game (18 of 62).
- UNLV's second-half FG percentage was the lowest in a half by a UNC opponent since Elon shot 16.1 percent in the second half at Elon on 11/9/18.
- UNLV made its first five field goal attempts to begin the game, then made 13 of 57 (.228) over the final 35:22.
- Carolina missed its first eight field goal attempts to begin the game, then made 25 of its next 51 shots from the floor (.490).
- Brooks scored eight first-half points, finished with 14 and has 1,012 in his career.
- Brooks became the 78th player to score 1,000 career points as a Tar Heel. The 78 players are an NCAA record. He's the first Tar Heel to reach 1,000 since Luke Maye in 2019.
- Platek scored in double figures for the third time in his career and the first time since his freshman year (12 vs. Portland and 11 vs. Western Carolina on 12/6/2017).
- Black had a game-high 10 rebounds, tying his career high (10 at Notre Dame on 2/17/20).

GAME 3: UNC 67, STANFORD 63 (Maui/Asheville)

- Carolina reached the finals of the Maui Invitational for the seventh time in eight appearances.
- UNC had lost its last 18 games when scoring under 70 points. The previous win with less than 70 points was a 69-68 victory on Jan. 13, 2018 at Notre Dame.
- Carolina had 24 turnovers, which equal the sixth most in any game under Roy Williams. The last time UNC won with at least this many turnovers was March 23, 2012, when UNC committed 24 turnovers in an overtime win over Ohio University in the 2012 NCAA Sweet 16.
- Carolina trailed at the half for the first time this year (Stanford led, 33-29).
- Carolina had lost the previous 13 times when trailing at the half.
- Five Tar Heels (the five starters) scored in double figures for the first time this season (Love 16, Davis 11 and Bacot, Brooks and Black 10 apiece).
- Sharpe led UNC in assists with four. He also became the first Tar Heel ever to have at least seven rebounds, four assists, four blocked shots and two steals in a game.
- Carolina held Stanford to 10 of 30 from the floor in the second half (.333).
- Williams improved to 11-1 in games against former players as head coaches, including 5-1 against Stanford's Jerod Haase.
- Carolina is 13-0 against the Cardinal.
- UNC's 13-0 record is the second-most wins without a loss against any opponent. The Tar Heels are 19-0 all-time vs. The Citadel.
- UNC has won 16 in row against Pac-12 opponents and is 17-1 under Roy Williams against the Pac-12.

GAME 4: TEXAS 69, UNC 67 (Maui/Asheville)

- The Tar Heels fell to 22-4 in the Maui Invitational, including 4-3 in title games.
- Carolina led 15-10 before Texas ran off 14 straight points. UNC trailed by 16 in the first half and 12 at the break before tying the game on a Love free throw with 3:54 to play. UNC took its first lead of the second half at 65-63 on a baseline jumper by Brooks with 2:35 left, but that was UNC's last field goal of the game.
- Carolina missed its final four field goal attempts over the last 1:46.
- Black tied the game by making two free throws with 25 seconds remaining.
- Matt Coleman III made the winning jumper for Texas with 0.1 seconds to play.
- It was the first winning basket by the opponents with less than a second to play since Virginia's Tomas Woldetensae hit a three with 0.8 to play on 2/15/20.
- It was the fifth time in UNC's last 17 games an opponent hit a game-winning shot with less than three seconds to play (0.4 seconds in the second overtime at Virginia Tech on 1/22/20; 0.0 on the clock in OT by Duke on 2/8/20; 0.8 seconds by Virginia on 2/15/20; 2.4 seconds at Notre Dame on 2/17/20; and 0.1 seconds by Texas).
- Brooks led UNC in scoring for the first time this season with a season-high 18 points.
- Brooks was selected to the All-Tournament team.
- Bacot had his first double-double this season and the 12th of his career with 10 points and a

season-high 12 boards.

- Black tied his career high in rebounds with 10 for the second time in three games.
- Carolina had only six assists on 24 baskets. The six assists are the fewest since the Tar Heels had six at Virginia on 12/8/19 and equal the second fewest by a UNC team under Williams.
- Carolina was 1 for 9 from three-point range. No starter made a three. Kerwin Walton made the only three for the Tar Heels.
- UNC out-rebounded the Longhorns, 50-32.
- UNC grabbed 20 offensive rebounds and scored 25 second-chance points.
- In the first half, UNC had only one assist and 10 turnovers and went 5 for 13 from the line, including missing two front ends of 1 and 1s.
- Texas has beaten UNC five straight and nine of 10 and leads the series, 9-3.

GAME 5: @IOWA 93, UNC 80

- Carolina scored 80 points and shot 47.7 percent from the floor, both season highs to date.
- Iowa's 93 points and 44.7 percent shooting from the floor were season-highs by an opponent through five games.
- Iowa made 17 of 40 from three-point range, including 11 of 22 in the first half.
- Iowa's 17 threes were the most by an opponent since Auburn made 17 in the 2019 NCAA Sweet 16.
- The 17 threes equaled the third most ever against the Tar Heels.
- The 40 three-point attempts equaled the third most by an opponent in the Roy Williams era and equaled the sixth most in any game.
- Three Iowa players made five or more threes (seven by Jordan Bohannon and five by both CJ Fredrick and Joe Wieskamp).
- It was the first time three opponent players made five or more threes in a game (it was the 19th time an opponent made 15 or more threes in a game). The last time two opponents made five threes in a game was William & Mary in the 2010 NIT.
- Iowa scored 33 of its 43 points in the first half on three-pointers.
- It was the second game in a row the Tar Heels trailed by as many as 16 points in the first half and by 12 at the break, but took the lead in the second half.
- Carolina led twice – at 66-65 (on a pair of Davis free throws) and 68-67 (on a layup by Platek).
- Carolina was 13 for 20 from the floor (65 percent) in the first 10:30 of the second half when it out-scored Iowa, 37-24, to lead 68-67. The Tar Heels then made 5 of 13 field goal attempts and 4 of 9 from the free throw line over the final 9:30.
- Carolina shot 40 percent from three-point range (6 of 15), its best percentage in its first five games this season.
- UNC had 22 assists, 10 more than its previous high in a game this season (12 vs. Charleston).
- Carolina dropped to 10-12 in the ACC-Big Ten Challenge, including three straight losses.
- Brooks (17 points) led UNC in scoring for the second straight game.
- Bacot had a team-high 11 rebounds, his second consecutive game with double-figure rebounds (12 vs. Texas).
- Platek scored 10 points. It was the second time in five games he has scored in double figures (he did that twice in his first three seasons as a Tar Heel).

- Sharpe made 5 of 6 field goal attempts for a season-high tying 13 points and had six rebounds and two steals in just 14 minutes.
- Davis had eight assists, most by any Tar Heel this season, and scored 12 points. He is the only Tar Heel to score in double figures in each of the first five games.
- Love had a season-high six assists.
- Black grabbed nine rebounds – he has 36 in the last four games (9.0 per).
- UNC scored 24 fastbreak points. It came into the game averaging 9.0 fastbreak points and had not scored more than 11 in a game in the first four games.
- Iowa's 23 points off turnovers and 21 second-chance points were both season highs in the first five games against the Tar Heels.

GAME 6: UNC 73, NC CENTRAL 67

- UNC made 17 consecutive free throws – its last four of the first half and 13 for 13 in the second.
- UNC made 25 of 31 free throws for the game, its highest percentage (.806) to date this season.
- The 25 made free throws were the most for UNC in the first six games.
- Carolina trailed by 11 points in the first half (NCCU led 19-8 with 11:26 to play in the half). It was the fourth time in the first six games UNC trailed by double figures in the first half (13-point lead by UNLV, 16 by Texas and Iowa and 11 by NCCU).
- Carolina finished the first half on a 16-5 run over the final 8:30 to lead 30-28 at intermission.
- UNC also had a 15-5 run midway through the second half to take a 57-42 lead with 9:11 to play.
- Carolina made 25 free throws and 23 field goals. It was the first time UNC made more free throws than field goals since 2/26/19 vs. Syracuse.
- Carolina shot 51.9 percent from the floor in the second half. It was the third time in four games UNC shot 50 percent or better in the second half.
- Platek made both of UNC's three-pointers (team was 2 for 15 from 3FG). It was the second time in three games (Texas) no starter made a three-pointer.
- Platek made two 3FGs, the third time this season and ninth time in his career he made multiple threes.
- Platek scored in double figures for the third time this season with 11. He previously scored in double figures twice as a freshman.
- UNC had 13 assists and committed 18 turnovers, the fourth time in the first six games UNC had more turnovers than assists.
- UNC improved to 173-18 against in-state, non-conference teams and 210-17 in the Smith Center against non-conference teams.
- Bacot led UNC with a season-high 19 points and 11 rebounds. It was the third straight game Bacot grabbed 10 or more rebounds (12 vs. Texas, 11 at Iowa, 11 vs. NCCU).
- Sharpe had 12 points, six rebounds, two assists, two blocks, a steal and no turnovers.

GAME 7: UNC 75, KENTUCKY 63 (Cleveland)

- UNC trailed by double figures in the first half (19-8 Kentucky lead) for the fifth time in seven games this season. UNC has won three of those five (UNLV, NC Central and Kentucky).
- UNC won for the second time in four games

this season when it has trailed at the half.

- Tar Heels out-scored Kentucky, 41-25, in the second half.
- Trailing 48-42 with 13:15 to play, UNC did not allow a field goal by Kentucky over the next 9:11. In that time, UNC went from trailing by six to leading by six.
- Carolina was out-rebounded for the first time this season (42-38).
- In the first half, Kentucky out-scored UNC, 14-5, on second-chance points. The second half, UNC had a 13-2 advantage in second-chance scoring.
- Carolina had 14 assists and 11 turnovers. It was the third time in seven games this season UNC had more assists than turnovers (Charleston, at Iowa and Kentucky).
- Carolina shot 50 percent from the floor in the first half, the first time this year UNC shot 50 percent in the first half.
- Carolina improved to 5-2 in the CBS Sports Classic (1-2 vs. Kentucky).
- Bacot led UNC with 14 points, the second game in a row he led the Tar Heels in scoring.
- Love tied his season high with six assists. His assist-error ratio of 6:2 was his second best of the season and best since going 4:1 in the opener vs. Charleston.
- Platek's three-pointer with 6:09 to play gave Carolina a 59-54 lead.
- Walton scored 10 of his season-high 13 points in the second half. Walton and Bacot combined for 21 second-half points (Kentucky scored 25 in the second half).
- Walton was 3 for 3 from deep. His three 3FGs equaled the most by a Tar Heel this season (RJ Davis made three vs. UNLV).
- Sharpe had a game-high and season-high 11 rebounds. It was the second time he grabbed double-figure rebounds and first time he led UNC in rebounds.
- Carolina is 25-16 all-time vs. Kentucky.
- Roy Williams evened his record at 10-10 vs. Kentucky, including 9-7 as head coach of the Tar Heels.
- The 12-point margin was Carolina's largest over UK since a 19-point win on 11/18/2008.

GAME 8: @NC STATE 79, UNC 76

- Carolina rallied from a 17-point deficit in the first half to pull within a point at 63-62, fell behind again by 13, cut the lead to two with 10 seconds to play and had two three-point chances in the final seconds that could have tied the game.
- The 17-point deficit was the largest UNC faced in its first eight games this season.
- It was the sixth time in eight games this season UNC fell behind by 10 or more points in the first half and the third time UNC subsequently lost the game (also to Texas and Iowa).
- It was just the fifth loss in 37 games to NC State under Roy Williams.
- It snapped a seven-game win streak for the Tar Heels at NC State.
- Carolina is 12-6 in ACC openers under Williams.
- Both teams shot over 50 percent in the first half and under 40 in the second. The Wolfpack missed its first three field goal attempts, then made 11 of its next 13 attempts.
- NC State's first-half field goal percentage of .528 was the highest by an opponent in a half in the first eight games. That included converting 6 of 9 from three-point range.

- NC State also shot the highest from the floor for a game (.469) and three-point range (.471) of any opponent in UNC's first eight games.
- NC State led 46-29 at the 4-minute timeout, but Carolina closed the half on a 13-3 run.
- The Pack led by no more than four points over a seven-minute stretch in the second half, and UNC cut it to one on a three-point play by Platek with 8:38 to play. Devon Daniels then scored eight straight points for the Pack, en route to a game-high 21 points, as State built its lead to 77-64 with 5:13 to play.
- UNC went on a 9-0 run, but missed its final seven field goal attempts over the last 2:19.
- Bacot (16 points on 7 of 9 from the floor) led UNC in scoring for the third straight game. He led all players on both teams with a plus-14.
- Kessler had six rebounds, three blocks and three steals, all of which tied or set season highs.
- Carolina made 31 field goals, which matched the Iowa game for the most in the first eight games.
- NC State scored 19 points off 18 UNC turnovers. It was the fifth time in eight games UNC had more turnovers than assists.
- Carolina had a 19-2 edge in fastbreak points, its second-highest margin in the first eight games (24-6 at Iowa).
- The Tar Heels had six more offensive rebounds than NC State, but only a 17-15 advantage in second-chance points.
- NC State made eight threes, while the Tar Heels were 2 for 12 from outside the arc. The opponents have made 34 three-pointers to UNC's nine in the three losses this season.
- NC State led for 37:48; UNC scored first and led for 24 seconds.
- Carolina dropped to 17-5 against NC State in PNC Arena (and 21-5 overall in the arena).

GAME 9: @GEORGIA TECH 72, UNC 67

- Carolina led 61-53 with under seven minutes to play, but the Yellow Jackets out-scored UNC, 19-6 the rest of the game. The Tar Heels went 2 for 9 from the floor after taking the eight-point lead.
- The loss marked the sixth time UNC has begun ACC play with two losses (also in 1980, 1997, 2009, 2013 and 2014).
- The 67 points matched the fewest by UNC in the first nine games.
- UNC led by 11 three different times in the first half and had a 35-29 lead at the break. It was the first time this season UNC did not trail in the opening half and the first time UNC lost when leading at the half.
- Carolina's six-point halftime lead (35-29) was its largest since seven-point leads in the first two games of the season vs. Charleston and UNLV.
- Platek, Sharpe and Walton replaced Black, Brooks and Love in the starting lineup. It was the first change in the starters this season.
- Sharpe and Walton made their first career starts.
- This is the first time since 2007 UNC has started three freshmen. On March 25, 2007, Carolina started Wayne Ellington, Ty Lawson and Brandan Wright against Georgetown in the NCAA East Regional final at the Meadowlands in New Jersey.
- It was the first time this season five different Tar Heels made three-pointers.
- Carolina made a season-high eight three-pointers. UNC came into the game averaging 3.9

made threes per game.

- Carolina equaled its highest three-point percentage (.400) in the first nine games.
- Carolina was 7 for 7 from the free throw line in the first half, but was 2 for 7 in the second.
- Georgia Tech shot 61.5 percent from the floor in the second half, when it out-scored UNC 43-32. That was the highest percentage in a half by an opponent (.528 in the first half by NC State) in the first nine games.
- It was the first time an opponent shot 60 percent in a half against UNC since the Yellow Jackets shot 63.0 percent in the second half on 1/4/20.
- Tech shot 52.9 percent for the game, the first opponent to shoot 50 percent against UNC this season.
- Tech had 13 assists on 16 second-half field goals.
- Tech scored 43 points on 36 possessions in the second half, the highest points per possession (1.20) in a half by an opponent in the first nine games.
- Carolina committed 18 turnovers for the second game in a row. The Yellow Jackets out-scored UNC, 19-10, in points off turnovers.
- It was the first game no Tar Heel freshman scored in double figures.
- Love (2 for 5) made multiple threes for the first time since the Stanford game on 12/1/20.
- Brooks tied his season high with 11 rebounds.
- Walton made three three-pointers for the second time in three games (also vs. Kentucky) and had a season-high four assists.
- Walton made three 3FGs of UNC's five field goals over the final 7:23.
- Black tied his season high with 10 points. It was the sixth time in his career he scored in double figures.

GAME 10: @UNC 66, NOTRE DAME 65

- Black banked in the game-winning basket with 9.1 seconds to play. It was the first time a Tar Heel made a go-ahead shot with less than a minute to play in a win since Joel Berry II made a field goal with 11 seconds to play in a 73-69 win over Wake Forest on 12/30/2017.
- It was UNC's eighth win in its last nine games against the Irish.
- Sharpe recorded his first ACC double-double with 25 points and 10 rebounds. He scored 19 of his game-high 25 points in the second half. The 25 points are the most by a UNC freshman post player since Tyler Hansbrough scored 27 at Duke on 3/4/2006.
- Sharpe set season highs for the Tar Heels in points (25), field goals (9) and offensive rebounds (7). He was the first Tar Heel to score 20 in a game this season.
- Sharpe scored 19 of UNC's 37 points in the second half.
- Walton was 4 for 8 from three-point range. The four three-pointers were the most by a Tar Heel in the first 10 games.
- Walton made 10 threes in the last four games (3 for 3 vs. Kentucky, 3 for 4 at Georgia Tech and 4 for 8 vs. Notre Dame).
- UNC's 66 points were its fewest in the first 10 games.
- UNC made eight three-pointers for the second game in a row.
- Carolina had 22 offensive rebounds and had one fewer turnover than Notre Dame, which led to 16 more possessions and allowed the Tar Heels to overcome their worst field goal percent-

age (.348) in the first 10 games.

- It was the first time UNC shot under 35 percent from the floor in a win since 2/25/2012 when UNC shot 33.3 percent (17 of 51) in a 54-51 win at Virginia.
- It was the first time UNC shot under 40 percent in both halves in a win since 12/7/2016, an 83-74 win over Davidson.
- Carolina was 10 for 32 from the floor in the first half, its lowest FG percentage in a half (.313) in its first 10 games.
- UNC committed nine turnovers, which matched its low total in the first 10 games, and had a season-best assist-turnover ratio of 1.7 to 1 (15 assists, nine turnovers).
- UNC out-rebounded the Irish, 49-26, its largest rebound margin in the first 10 games.
- UNC grabbed 22 offensive rebounds, most in the first 10 games.
- Notre Dame made 11 three-pointers (but only out-scored UNC by nine from beyond the arc). It was the third time this year an opponent made 10 or more, but it was the first of those three instances in which UNC won.
- It was the first time an opponent made 10 or more threes in a UNC win since Oregon made 12 on 11/29/2019 in The Bahamas.
- It was the sixth time this season UNC trailed at the half. UNC is 3-3 in those six (wins over Stanford, Kentucky and Notre Dame).
- Sharpe (25) and Walton (12) were the only Tar Heels to score in double figures. It was the first time two freshmen were the only players with 10 or more points in a win since Anthony and Bacot vs. Gardner-Webb last season.
- Brooks led UNC with four assists. It was the eighth time in his career he led UNC in assists.

HEAD COACH ROY WILLIAMS



Overall: 891-257, 33rd season (.776)
Record at UNC: 473-156, 18th season (.752)
NCAA Championships (3): 2005, 2009, 2017 at UNC
Final Fours (9): 1991, 1993, 2002, 2003 at Kansas; 2005, 2008, 2009, 2016, 2017 at UNC
NCAA Tournament: 79-26 (.752)
NCAA Tournament at UNC: 45-12 (.789)
NCAA Finals: 3-3
NCAA Finals at UNC: 3-1
National Championship Games (6): 1991, 2003 at Kansas; 2005, 2009, 2016, 2017 at UNC
National Semifinals: 6-3
National Semifinals at UNC: 4-1
NCAA Elite 8s (13): 1991, 1993, 1996, 2002, 2003 at Kansas; 2005, 2007, 2008, 2009, 2011, 2012, 2016, 2017 at UNC
NCAA Elite 8: 9-4 (5-3 at UNC)
NCAA Sweet 16s (19): 1991, 1993, 1994, 1995, 1996, 1997, 2001, 2002 and 2003 at Kansas; 2005, 2007, 2008, 2009, 2011, 2012, 2015, 2016, 2017 and 2019 at UNC
NCAA Sweet 16: 13-6 (8-2 at UNC)
NCAA 2nd Round: 19-10 (10-5 at UNC)
NCAA 1st Round: 29-0 (15-0 at UNC)
Conference Regular-Season Titles (18): 1991, 1992, 1993, 1995, 1996, 1997, 1998, 2002, 2003 at Kansas; 2005, 2007, 2008, 2009, 2011, 2012, 2016, 2017, 2019 at UNC
ACC Regular-Season: 203-90 (.693)
ACC Home: 113-33 (.774)
ACC Road: 90-57 (.612)
ACC Tournament: 27-14 (.659)
ACC Tournament Titles (3): 2007, 2008, 2016
Conference Tournaments Titles (7): 1992, 1997, 1998, 1999 at Kansas; 2007, 2008, 2016 at UNC
Conference Tournaments (ACC and Big 8/12): 52-25
Home: 437-56 (.886)
Home UNC Record: 236-40 (.855)
Smith Center UNC Record: 234-39 (.857)
Away UNC Record: 120-73 (.622)
Against Ranked Teams (AP poll): 162-132 (most recent at Iowa on 12/8/20)
Against No. 1-Ranked Teams: 8-8
Overtime: 22-21

WILLIAMS HIGHLIGHTS

- Inducted in the Naismith Memorial Basketball Hall of Fame in 2007
- Fourth all-time in wins by a Division I coach with 891, behind only Mike Krzyzewski, Jim Boeheim and Bob Knight
- Second-winningest coach in UNC history and third in Kansas history
- Only coach with 400 wins at two schools
- Sixth-highest winning percentage (.776) in NCAA history
- Led UNC to three NCAA championships (2005, 2009, 2017)
- Consensus National Coach of the Decade (2000-09)
- Led UNC and Kansas to nine Final Fours, fourth most all-time
- Second in NCAA Tournament wins (79), second in No. 1 seeds (13), second in games (105), third in NCAA Tournament winning percentage (.752) and tied for fourth in NCAA championships
- Eight wins over AP No. 1 ranked teams are an NCAA record
- Second in NCAA history in 30-win seasons (12) and tied for fourth in 20-win seasons (29)
- Tied for fifth all-time with 18 regular-season conference championships
- Had won 885 games through his first 32 seasons – 110 more than any other coach in NCAA history
- Third-highest ACC road winning percentage all-time (.612) and third-most ACC road wins (90)
- Third in ACC regular-season wins (202)
- 32 NBA first-round draft picks (22 at UNC, 10 at Kansas)
- Orlando's Cole Anthony is his 52nd former player to play in the NBA
- Four National Players of the Year, six ACC Scholar-Athletes of the Year, 10 consensus first-team All-Americans, 17 first-team All-Americans and three Bob Cousy Award winners
- Only coach to coach two Academic All-Americans of the Year (Jacque Vaughn at Kansas, Tyler Zeller at UNC)



YEAR-BY-YEAR RESULTS

Year	School	Overall			Big 8/12		Big 8/12		NCAA Tournament	AP Poll	Coaches Poll
		W	L	Pct.	W	L	Finish	Tournament			
1988-89	Kansas	19	12	.613	6	8	6th	0-1, 1st Round	—	—	
1989-90	Kansas	30	5	.857	11	3	T-2nd	1-1, Semifinals	1-1, 2nd Round	5	
1990-91	Kansas	27	8	.771	10	4	T-1st	1-1, Semifinals	5-1, Final Four, 2nd	12	
1991-92	Kansas	27	5	.844	11	3	1st	3-0, Champions	1-1, 2nd Round	2	
1992-93	Kansas	29	7	.806	11	3	1st	1-1, Semifinals	4-1, Final Four, T-3rd	9	
1993-94	Kansas	27	8	.771	9	5	3rd	1-1, Semifinals	2-1, Sweet 16	13	
1994-95	Kansas	25	6	.808	11	3	1st	1-1, Semifinals	2-1, Sweet 16	5	
1995-96	Kansas	29	5	.853	12	2	1st	2-1, Finals	3-1, Final Eight	4	
1996-97	Kansas	34	2	.944	15	1	1st	3-0, Champions	2-1, Sweet 16	1	
1997-98	Kansas	35	4	.897	15	1	1st	3-0, Champions	1-1, 2nd Round	2	
1998-99	Kansas	23	10	.697	11	5	T-2nd	3-0, Champions	1-1, 2nd Round	22	
1999-00	Kansas	24	10	.706	11	5	5th	1-1, Semifinals	1-1, 2nd Round	—	
2000-01	Kansas	26	7	.788	12	4	T-2nd	1-1, Semifinals	2-1, Sweet 16	12	
2001-02	Kansas	33	4	.892	16	0	1st	2-1, Finals	4-1, Final Four, T-3rd	2	
2002-03	Kansas	30	8	.789	14	2	1st	1-1, Semifinals	5-1, Final Four, 2nd	6	
at Kansas	15 yrs	418	101	.805	175	49	9 1sts	24-11, 4 titles	34-14	9 Top 10s	10 Top 10s
Year	School	Overall			ACC		ACC		NCAA Tournament	AP Poll	Coaches Poll
		W	L	Pct.	W	L	Finish	Tournament			
2003-04	UNC	19	11	.633	8	8	5th	0-1, Quarterfinals	1-1, 2nd Round	18	22
2004-05	UNC	33	4	.892	14	2	1st	1-1, Semifinals	6-0, Champions	2	1
2005-06	UNC	23	8	.742	12	4	2nd	1-1, Semifinals	1-1, 2nd Round	10	14
2006-07	UNC	31	7	.816	11	5	T-1st	3-0, Champions	3-1, Final Eight	4	T-5
2007-08	UNC	36	3	.923	14	2	1st	3-0, Champions	4-1, Final Four, T-3rd	1	3
2008-09	UNC	34	4	.895	13	3	1st	1-1, Semifinals	6-0, Champions	2	1
2009-10	UNC	20	17	.541	5	11	T-9th	0-1, First Round	4-1, (NIT finalists)	—	—
2010-11	UNC	29	8	.784	14	2	1st	2-1, Finals	3-1, Final Eight	7	8
2011-12	UNC	32	6	.842	14	2	1st	2-1, Finals	3-1, Final Eight	4	6
2012-13	UNC	25	11	.694	12	6	3rd	2-1, Finals	1-1, 2nd Round	—	—
2013-14	UNC	24	10	.706	13	5	T-3rd	0-1, Quarterfinals	1-1, 2nd Round	19	21
2014-15	UNC	26	12	.684	11	7	5th	3-1, Finals	2-1, Sweet 16	15	12
2015-16	UNC	33	7	.825	14	4	1st	3-0, Champions	5-1, Final Four, 2nd	3	2
2016-17	UNC	33	7	.825	14	4	1st	1-1, Semifinals	6-0, Champions	6	1
2017-18	UNC	26	11	.703	11	7	T-3rd	3-1, Finals	1-1, 2nd Round	10	14
2018-19	UNC	29	7	.806	16	2	T-1st	1-1, Semifinals	2-1, Sweet 16	3	9
2019-20	UNC	14	19	.424	6	14	T-13th	1-1, Second Round	—	—	—
2020-21	UNC	6	4	.600	1	2	—	—	—	—	—
at UNC	18 years	473	156	.752	203	90	9 1sts	27-14, 3 titles	45-12, 3 titles	11 Top 10s	9 Top 10s
Career	33 years	891	257	.776	378	139	18 1sts	51-25, 7 titles	29 yrs, 79-26 (.752)	20 Top 10s	19 Top 10s
									3 NCAA titles	14 Top 5s	12 Top 5s
									9 Final Fours	2 No. 1s	3 No. 1s

MISCELLANEOUS RANKINGS

MOST WINS AS DIVISION I HEAD COACH

1160	Mike Krzyzewski	Army, Duke
970	Jim Boeheim	Syracuse
902	Bob Knight	Army, Indiana, Texas Tech
891	Roy Williams	Kansas, North Carolina
879	Dean Smith	North Carolina

MOST WINS PER SEASON, COACHES WITH 800 WINS AS DIVISION 1 HEAD COACH

27.7	Roy Williams	Kansas, North Carolina
25.7	Mike Krzyzewski	Army, Duke
24.4	Dean Smith	North Carolina
23.1	Bob Huggins	Akron, Cincinnati, Kansas State, West Virginia
21.9	Jim Boeheim	Syracuse
21.9	Jim Calhoun	Northeastern, Connecticut

HIGHEST WINNING PERCENTAGE, ALL-TIME (min. 10 seasons as a Division I head coach)

.831	Mark Few	Gonzaga	609-124 (22 yrs)
.824	Clair Bee	Rider, LIU Brooklyn	412-88 (21 yrs)
.822	Adolph Rupp	Kentucky	876-190 (41 yrs)
.804	John Wooden	Indiana State, UCLA	664-162 (29 yrs)
.797	John Kresse	College of Charleston	560-143 (23 yrs)
.776	Roy Williams	Kansas, North Carolina	891-257 (32 yrs)

MOST 30-WIN SEASONS

15	Mike Krzyzewski	Army, Duke
12	Roy Williams	Kansas, North Carolina
10	Bill Self	Tulsa, Illinois, Kansas
10	John Calipari	Massachusetts, Memphis, Kentucky
8	Jim Calhoun	Connecticut

MOST 20-WIN SEASONS

36	Mike Krzyzewski	Army, Duke
34	Jim Boeheim	Syracuse
30	Dean Smith	North Carolina
29	Roy Williams	Kansas, North Carolina
29	Bob Knight	Army, Indiana, Texas Tech

MOST WINS OVER NO.1 RANKED TEAM (AP POLL)

Wins	Coach
8	Roy Williams (5 North Carolina, 3 Kansas)
7	Gary Williams (6 Maryland, 1 Ohio State)
6	Dean Smith (North Carolina)
6	Mike Krzyzewski (Duke)
6	Digger Phelps (Notre Dame)
6	John Calipari (3 Massachusetts, 3 Kentucky)
5	Jim Boeheim (Syracuse)
5	Mike Montgomery (4 Stanford, 1 California)
5	Rick Pitino (3 Louisville, 2 Kentucky)

MOST REGULAR-SEASON CONFERENCE CHAMPIONSHIPS

Wins	Coach	
28	Adolph Rupp	Kentucky
24	Phog Allen	Kansas
19	Mark Few	Gonzaga
19	Bill Self	Tulsa, Kansas
18	Roy Williams	Kansas, North Carolina
18	John Calipari	Massachusetts, Memphis, Kentucky
17	Dean Smith	North Carolina
17	Jerry Tarkanian	Long Beach, UNLV, Fresno State

MOST DIVISION I WINS AFTER 32 SEASONS AS A HEAD COACH

885	Roy Williams	Kansas, North Carolina
775	Mike Krzyzewski	Army, Duke
774	Dean Smith	North Carolina
741	Lute Olson	Long Beach, Iowa, Arizona
711	Jim Boeheim	Syracuse

FASTEST TO 800 DIVISION I WINS (GAMES)

Adolph Rupp	972 games
Roy Williams	1,012 games
Dean Smith	1,029 games
Mike Krzyzewski	1,064 games
Bob Knight	1,102 games

all charts on this page through Jan. 3, 2021

IN THE UNC RECORD BOOK

NCAA CHAMPIONSHIPS

3	Roy Williams	2005, 2009, 2017
2	Dean Smith	1982, 1993
1	Frank McGuire	1957

NCAA FINAL FOURS

11	Dean Smith	1967, 1968, 1969, 1972, 1977, 1981, 1982, 1991, 1993, 1995, 1997
5	Roy Williams	2005, 2008, 2009, 2016, 2017
2	Bill Guthridge	1998, 2000
1	Ben Carnevale	1946
1	Frank McGuire	1957

MOST WINS

879	Dean Smith	1961-97
473	Roy Williams	2003-active
164	Frank McGuire	1952-61
100	Tom Scott	1947-52
85	Bill Lange	1940-44

MOST ACC REGULAR-SEASON WINS

364	Dean Smith	1961-97
203	Roy Williams	2003-active
89	Frank McGuire	1953-61
32	Bill Guthridge	1997-2000
23	Matt Doherty	2000-03

MOST WINS AGAINST OPPONENT (AS UNC HEAD COACH)

32	NC State	32-5
21	Clemson	21-4
20	Florida State	20-7
19	Miami	19-7
16	Boston College	16-4
16	Wake Forest	16-6
16	Virginia	16-13
16	Duke	16-22

ACC RANKINGS

MOST WINS AS ACC HEAD COACH, ALL GAMES

1087	Mike Krzyzewski	Duke
879	Dean Smith	North Carolina
473	Roy Williams	North Carolina
461	Gary Williams	Maryland
365	Leonard Hamilton	Florida State

MOST ACC REGULAR-SEASON & TOURNAMENT WINS

507	Mike Krzyzewski	Duke (442 and 65)
422	Dean Smith	North Carolina (364 and 58)
230	Roy Williams	North Carolina (203 and 27)
210	Gary Williams	Maryland (192 and 18)
168	Leonard Hamilton	Florida State (155 and 13)

ACC REGULAR-SEASON CHAMPIONSHIPS

17	Dean Smith	North Carolina
12	Mike Krzyzewski	Duke
9	Roy Williams	North Carolina
6	Frank McGuire	North Carolina, South Carolina
4	Tony Bennett	Virginia
4	Vic Bubas	Duke

ACC REGULAR-SEASON WINNING PERCENTAGE (Min. 100 wins)

.768	Vic Bubas	Duke (106-32)
.728	Dean Smith	North Carolina (364-136)
.711	Mike Krzyzewski	Duke (442-180)
.701	Tony Bennett	Virginia (136-58)
.693	Roy Williams	North Carolina (203-90)
.693	Frank McGuire	UNC, South Carolina (142-63)

ACC ROAD WINNING PERCENTAGE

.667	Vic Bubas	Duke (46-23)
.618	Frank McGuire	UNC, South Carolina (55-34)
.612	Roy Williams	North Carolina (90-57)
.612	Tony Bennett	Virginia (60-38)
.611	Mike Krzyzewski	Duke (190-121)

MOST ACC ROAD WINS

190	Mike Krzyzewski	Duke
133	Dean Smith	North Carolina
90	Roy Williams	North Carolina
75	Gary Williams	Maryland
60	Tony Bennett	Virginia

WILLIAMS & THE NCAA TOURNAMENT



- Won NCAA championships at UNC in 2005, 2009 and 2017 and led KU and Carolina to runnerup finishes in 1991, 2003 and 2016.
- Third all-time with 29 appearances (in 31 seasons as a head coach) behind only Duke's Mike Krzyzewski and Syracuse's Jim Boeheim.
- One of six coaches to win three or more NCAA titles with John Wooden (10), Mike Krzyzewski (5), Jim Calhoun (3), Bob Knight (3) and Adolph Rupp (3).
- Is the only coach to win three NCAA titles at his alma mater.
- One of three coaches to take teams to six national championship games with John Wooden (10) and Mike Krzyzewski (9).
- Fourth all-time in Final Fours with nine (four at Kansas and five at UNC) behind John Wooden, Krzyzewski and Dean Smith.
- Second all-time in NCAA Tournament victories with 79 and games with 105.
- Has led his teams at Kansas and North Carolina to 13 No. 1 seeds in 29 NCAA Tournament appearances (five at KU, eight at UNC).
- Carolina's four-year run from 2016-19 was the best by NCAA Tournament seed in school history (1 in 2016, 1 in 2017, 2 in 2018 and 1 in 2019). That was one value better than 1981-84 and 1982-85 under Dean Smith and 2005-08 and 2006-09 under Williams.
- Is 29-0 in NCAA Tournament first-round games, the best record in opening-round play in NCAA Tournament history.
- Won more NCAA Tournament games (54) in the last 19 years than any coach in the country.
- Carolina's 45 NCAA Tournament wins in the last 17 years are more than any other school.
- Reached the Elite 8 13 times, including eight times in 15 appearances at Carolina. Is 9-4 in regional finals – 5-3 at UNC and 4-1 at Kansas.
- Reached the Sweet 16 in 19 of 29 NCAA Tournament appearances – 10 at Carolina (2005, 2007, 2008, 2009, 2011, 2012, 2015, 2016, 2017 and 2019) and nine at Kansas (1991, 1993, 1994, 1995, 1996, 1997, 2001, 2002 and 2003).
- Is 13-6 in the Sweet 16, including 8-2 at Carolina.
- Is 19-10 in the second round, including 10-5 at Carolina.

Williams/NCAA Tournament (combined KU and UNC)

29 appearances in 32 seasons
79-26 (.752)
3 NCAA Titles
6 NCAA Championship Games
9 Final Fours
19 Sweet 16s
13 Elite Eights
13 Number One Seeds

Williams/NCAA Tournament (at North Carolina)

15 appearances in 17 seasons
45-12 (.789)
3 NCAA Titles
4 NCAA Championship Games
5 Final Fours
10 Sweet 16s
8 Elite Eights
8 Number One Seeds

MOST NCAA CHAMPIONSHIPS

10	John Wooden	UCLA (1964-65-67-68-69-70-71-72-73-75)
5	Mike Krzyzewski	Duke (1991-92-2001-10)
4	Adolph Rupp	Kentucky (1948-49-51-58)
3	Roy Williams	UNC (2005-09-17)
3	Bob Knight	Indiana (1976-81-87)
3	Jim Calhoun	Connecticut (1999-2004-2011)

MOST NCAA FINAL FOURS

12	John Wooden – UCLA
12	Mike Krzyzewski – Duke
11	Dean Smith – North Carolina
9	Roy Williams – Kansas, North Carolina
8	Tom Izzo – Michigan State

MOST CHAMPIONSHIP GAMES

10	John Wooden – UCLA
9	Mike Krzyzewski – Duke
6	Roy Williams – Kansas, North Carolina
5	Dean Smith – North Carolina
5	Adolph Rupp – Kentucky

MOST NCAA TOURNAMENT WINS

97	Mike Krzyzewski – Duke
79	Roy Williams – Kansas, North Carolina
65	Dean Smith – North Carolina
56	Jim Boeheim – Syracuse
52	Tom Izzo – Michigan State

MOST FINAL FOUR WINS

21	John Wooden – UCLA
14	Mike Krzyzewski – Duke
9	Roy Williams – Kansas, North Carolina
9	Adolph Rupp – Kentucky
8	Dean Smith – North Carolina

HIGHEST NCAA TOURNAMENT WINNING PERCENTAGE (min. 50 games)

.825	John Wooden	UCLA	47-10
.764	Mike Krzyzewski	Duke	97-30
.752	Roy Williams	Kansas, UNC	79-26
.740	Rick Pitino	BU, Prov., Kentucky, Louisville	54-19
.734	John Calipari	UMass, Memphis, Kentucky	47-17

MOST NCAA TOURNAMENT APPEARANCES

35	Mike Krzyzewski	Duke
34	Jim Boeheim	Syracuse
29	Roy Williams	Kansas, North Carolina
28	Bob Knight	Indiana, Texas Tech
27	Dean Smith	North Carolina
27	Lute Olson	Iowa, Arizona

MOST CONSECUTIVE NCAA TOURNAMENT APPEARANCES

24	Mike Krzyzewski	Duke
23	Dean Smith	North Carolina
22	Tom Izzo	Michigan State
21	Bill Self	Tulsa, Illinois, Kansas
20	Roy Williams	Kansas, North Carolina
20	Mark Few	Gonzaga

MOST NCAA TOURNAMENT GAMES

127	Mike Krzyzewski	Duke
105	Roy Williams	Kansas, North Carolina
92	Dean Smith	North Carolina
88	Jim Boeheim	Syracuse
73	Tom Izzo	Michigan State
73	Lute Olson	Iowa, Arizona

MOST NCAA TOURNAMENT NO. 1 SEEDS

14	Mike Krzyzewski	Duke
13	Roy Williams	Kansas, North Carolina
9	Bill Self	Tulsa, Illinois, Kansas
8	Dean Smith	North Carolina
5	Jim Calhoun	Connecticut
5	Lute Olson	Arizona
5	John Thompson	Georgetown

UNC/ACC IN THE ROY WILLIAMS ERA



through Jan. 3, 2021

OVERALL WINS

Duke	497
North Carolina	473
Louisville	445
Syracuse	422
Pitt	387
Virginia	377
Notre Dame	374
Florida State	373
NC State	345
Miami	337
Clemson	330
Virginia Tech	316
Georgia Tech	289
Boston College	280
Wake Forest	273

ACC REGULAR-SEASON WINS

Duke	216
North Carolina	203
Virginia	174
Florida State	161
Clemson	137
NC State	133
Miami (2004-05 to present)	130
Virginia Tech (2004-05 to present)	120
Georgia Tech	110
Wake Forest	104
Boston College (2005-06 to present)	89
Louisville (2014-15 to present)	72
Syracuse (2013-14 to present)	71
Notre Dame (2013-14 to present)	64
Pitt (2013-14 to present)	42

ACC ROAD WINS (CONFERENCE GAMES ONLY)

Duke	92
North Carolina	90
Virginia	69
Florida State	57
NC State	52
Miami (2004-05 to present)	46
Clemson	43
Virginia Tech (2004-05 to present)	42
Georgia Tech	34
Syracuse (2013-14 to present)	31
Boston College (2005-06 to present)	30
Louisville (2014-15 to present)	30
Notre Dame (2013-14 to present)	25
Wake Forest	25
Pitt (2013-14 to present)	16

SEASONS WITH WINNING ACC ROAD RECORD

North Carolina	12
Duke	12
Virginia	6
Florida State	5
Miami	3
NC State	3
Syracuse	3
Louisville	2
Notre Dame	2
Virginia Tech	2
Boston College	1
Pittsburgh	1
Clemson	0
Georgia Tech	0

ACC REGULAR-SEASON CHAMPIONSHIPS

UNC (2005-07-08-09-11-12-16-17-19)	9
Virginia (2007-14-15-18-19)	5
Duke (2004-06-10)	3
Florida State (2020)	1
Maryland (2010)	1
Miami (2013)	1

ACC TOURNAMENT CHAMPIONSHIPS

Duke (2005-06-09-10-11-17-19)	7
North Carolina (2007-08-16)	3
Virginia (2014-18)	2
Maryland (2004)	1
Florida State (2012)	1
Miami (2013)	1
Notre Dame (2015)	1

ACC TOURNAMENT CHAMPIONSHIP GAME APPEARANCES

Duke (2004-05-06-09-10-11-14-17-19)	9
UNC (2007-08-11-12-13-15-16-18)	8
Virginia (2014-16-18)	3
Florida State (2009-12-19)	3
Georgia Tech (2005-10)	2
Notre Dame (2015-17)	2
Maryland (2004)	1
Boston College (2006)	1
NC State (2007)	1
Clemson (2008)	1
Miami (2013)	1

ACC TOURNAMENT WINS

Duke	31
North Carolina	27
NC State	17
Miami (2004-05 to present)	15
Virginia	15
Florida State	13
Notre Dame (2013-14 to present)	10
Boston College (2005-06 to present)	10
Virginia Tech (2004-05 to present)	10
Georgia Tech	10
Clemson	8
Pitt (2013-14 to present)	6
Wake Forest	5
Syracuse (2013-14 to present)	3

NCAA TOURNAMENT APPEARANCES

Duke	16
North Carolina	15
Louisville	13
Syracuse	12
Pitt	11
Notre Dame	9
NC State	8
Virginia	8
Florida State	7
Boston College	5
Clemson	5
Miami	5
Wake Forest	5
Georgia Tech	4
Virginia Tech	4

NCAA CHAMPIONSHIPS

North Carolina (2005-09-17)	3
Duke (2010-15)	2
Louisville (2013)	1
Virginia (2019)	1

NCAA FINAL FOURS

North Carolina (2005-08-09-16-17)	5
Duke (2004-10-15)	3
Louisville (2005-12-13)	3
Syracuse (2013-16)	2
Georgia Tech (2004)	1
Virginia (2019)	1

NCAA TOURNAMENT WINS

North Carolina	45
Duke	37
Louisville	27
Syracuse	21
Virginia	14
Pitt	12
Florida State	9
NC State	9
Notre Dame	9
Georgia Tech	7
Boston College	5
Miami	5
Wake Forest	4
Clemson	3
Virginia Tech	3

NCAA SWEET 16s

Duke (2004-05-06-09-10-11-13-15-16-18-19)	11
UNC (2005-07-08-09-11-12-15-16-17-19)	10
Syracuse (2004-09-10-11-12-13-14-16-18)	9
Louisville (2005-08-09-12-13-14-15)	7
NC State (2005-12-15)	3
Pitt (2004-07-09)	3
Florida State (2011-18-19)	3
Miami (2013-16)	2
Notre Dame (2015-16)	2
Virginia (2014-16-19)	3
Clemson (2018)	1
Georgia Tech (2004)	1
Virginia Tech (2019)	1
Wake Forest (2004)	1

NBA DRAFT PICKS

Duke	34
North Carolina	27
Syracuse	17
Florida State	14
Louisville	12
Virginia	9
Miami	8
Georgia Tech	7
Boston College	6
NC State	6
Pitt	6
Wake Forest	5
Clemson	3
Notre Dame	3
Virginia Tech	3

NBA FIRST-ROUND DRAFT PICKS

Duke	24
North Carolina	22
Syracuse	11
Florida State	7
Georgia Tech	6
Louisville	6
NC State	5
Wake Forest	5
Boston College	4
Virginia	3
Miami	2
Clemson	1
Notre Dame	1
Pitt	1
Virginia Tech	1

due to Covid-19 the 2020 ACC Tournament was limited to five first- and second-round games and the NCAA Tournament was not held



#0 – ANTHONY HARRIS

6-4, 196, Red-Shirt Freshman, Guard, Woodbridge, Va.



2019-20: Missed the first eight games due to a left knee injury he suffered in high school, then played in five straight games from Dec. 8 (at Virginia) through Dec. 30 (Yale) • Suffered a torn right ACL against Yale on 12/30/19 • Had surgery on 1/6/2020.

Was plus 41 and averaged 9.3 points against Gonzaga, UCLA and Yale • Had six points in 13 minutes and was a team-high plus 10 against Yale before being injured.

Season-high 14 points, all in the second half, in UNC's win over UCLA • Scored eight straight

Tar Heel points in a 10-2 run that extended UNC's lead from four to 12 • Was plus 15 against the Bruins • Also won his first defensive player of the game award • Eight points in 14 minutes at Gonzaga • Saw his first action on 12/8 at Virginia, scoring four points in six minutes • First game action since injuring his left knee as a high school senior on 12/1/18.

Prep: Played at Paul VI Catholic High School in Fairfax, Va., for Coach Glenn Farello • Missed most of his senior season due to a knee injury • Averaged 12.9 points his junior year • Played for Team Takeover in the EYBL with fellow Tar Heel freshman Armando Bacot • Averaged 8.2 points per game, shooting 43 percent from three-point range • Won of the 2018 EYBL Peach Jam Classic • Won the WCAC regular season championship with Paul VI Catholic his junior year.

Personal: Born Anthony Jy'el Harris on July 6, 2000, in Washington, D.C. • Is the son of Anthony and Meechsha Harris • Majoring in exercise and sports science/sports administration.

2020-21	FG	3FG	FT	REB	PF	PTS	A	TO	B	S	MP
Coll. of Charleston			DNP - right knee								
vs. UNLV			DNP - right knee								
vs. Stanford			DNP - right knee								
vs. Texas			DNP - right knee								
at Iowa			DNP - right knee								
NC Central			DNP - right knee								
vs. Kentucky			DNP - right knee								
at NC State			DNP - right knee								
at Georgia Tech			DNP - right knee								
Notre Dame			DNP - right knee								
at Miami											
Clemson											
at Florida State											
Wake Forest											
NC State											
at Pittsburgh											
Notre Dame											
at Clemson											
at Duke											
Miami											
at Virginia											
Virginia Tech											
Louisville											
at Boston College											
Florida State											
at Syracuse											
Duke											

Year	GP-GS	Min.	Ave.	HARRIS'S STATS															
				FGM-A	Pct.	3FGM-A	Pct.	FTM-A	Pct.	Off	Def	Reb	Ave.	A	TO	B	S	Pts	Ave.
2019-20	5-0	61	12.2	12-22	.545	3-7	.429	7-8	.875	3	2	5	1.0	3	2	0	4	34	6.8



#1 – RECHON “LEAKY” BLACK 6-8, 195, Junior, Guard/Forward, Concord, N.C.



Career: Made 40 starts • Career highs include 14 points vs. Syracuse in the 2020 ACC Tournament, 10 rebounds three times and nine assists vs. Duke as a sophomore • Scored in double figures six times.

2020-21: Has won UNC's defensive player of the game award twice (four career) • Averaging a career-high 6.9 points and 6.1 rebounds • Scored in double figures twice (10 vs. Stanford and at Georgia Tech) • Made eight of 14 from the floor in the last two games • Had 10 rebounds against UNLV and Texas and nine at Iowa • At least one steal in nine games and leads the team with 13.

Banked in the go-ahead and game-winning shot with 9.1 seconds to play in the 66-65 win over Notre Dame • Tied his career high with five field goals at Georgia Tech • Season-best 5 for 7 (.714) from the floor in Atlanta • Season-high three steals at NC State • Nine points, nine rebounds, two assists and two steals at Iowa • Tied his previous career high of 10 rebounds against both UNLV and Texas • Had eight points, 10 boards and two assists vs. the Longhorns – made two free throws with 25 seconds to play to tie the game at 67 • Driving layup with 1:02 to play gave UNC a 66-63 lead in the win over Stanford • Tied his career high with 10 rebounds (four offensive) and sparked UNC's defensive effort in win over UNLV • Won his first defensive player of the game this season and the third of his career for his efforts, primarily for defending Bryce Hamilton, in the win over UNLV • Held Vegas's leading scorer without a point for nearly 14 minutes mid-game as UNC went from trailing by three to leading by 19.

2019-20: Averaged 6.5 points, 5.0 rebounds and 2.6 assists • Started 31 games – 25 at small forward and six (Clemson through Boston College) at the point • Led the team with 40 steals and was second in assists with 83 • Scored in double figures four times with a career-high 14 points against Syracuse in the ACC Tournament, three 3FGs at Virginia Tech, 10 rebounds at Notre Dame and nine assists at home vs. Duke • Played 30 or more minutes 15 times and 40-plus twice.

Prep: Played for coach Jody Barbee at Cox Mill High School in Concord as a senior • Played his first two seasons at Concord High School and his junior year at Montverde Academy • Averaged 13.4 points, 5.7 rebounds, 3.2 assists and 3.2 steals and was the team's defensive MVP in leading Cox Mill to the 2018 3-A state championship.

Personal: Born Rechon Malik Black on June 14, 1999, in Concord • Son of Chon and Carla Black • Given the nickname “Leaky” by his grandmother, due to his middle name, Malik • Majoring in exercise and sport science/ sports administration.

2020-21	FG	3FG	FT	REB	PF	PTS	A	TO	B	S	MP
Coll. of Charleston•	2-8	0-2	0-0	1-1-2	1	4	1	1	1	1	29
vs. UNLV•	1-9	1-3	2-2	4-6-10	1	5	2	0	1	2	24
vs. Stanford•	3-5	0-0	4-6	1-6-7	1	10	1	4	0	1	34
vs. Texas•	3-7	0-0	2-3	2-8-10	2	8	2	1	0	1	35
at Iowa•	4-10	1-1	0-0	1-8-9	2	9	2	1	0	2	28
NC Central•	1-3	0-2	1-2	1-6-7	2	3	1	2	1	1	23
vs. Kentucky•	1-7	0-3	4-6	1-5-6	3	6	0	0	0	1	32
at NC State•	2-5	0-0	2-2	0-3-3	4	6	4	2	0	3	29
at Georgia Tech	5-7	0-2	0-0	1-2-3	2	10	2	3	1	1	29
Notre Dame•	3-7	1-2	1-1	3-1-4	2	8	3	0	0	0	31
at Miami											
Clemson											
at Florida State											
Wake Forest											
NC State											
at Pittsburgh											
Notre Dame											
at Clemson											
at Duke											
Miami											
at Virginia											
Virginia Tech											
Louisville											
at Boston College											
Florida State											
at Syracuse											
Duke											

BLACK'S CAREER STATS																			
Year	GP-GS	Min.	Ave.	FGM-A	Pct.	3FGM-A	Pct.	FTM-A	Pct.	Off	Def	Reb	Ave.	A	TO	B	S	Pts	Ave.
2018-19	23-0	239	10.4	23-49	.417	5-12	.417	6-7	.857	10	39	49	2.1	27	15	4	14	57	2.5
2019-20	32-31	954	29.8	80-223	.359	16-63	.254	32-46	.696	45	116	161	5.0	83	56	25	40	208	6.5
2020-21	10-9	293	29.3	25-68	.368	3-15	.200	16-22	.727	15	46	61	6.1	18	14	4	13	69	6.9
Totals	65-40	1486	22.9	128-340	.376	24-90	.267	54-75	.720	70	201	271	4.2	128	85	33	67	334	5.1



#2 – CALEB LOVE

6-4, 195, Freshman, Guard, St. Louis, Mo.



2020-21: Leads UNC in assists (34) and is third in scoring (10.2) • Has led UNC in scoring twice • Scored in double figures six times with a high of 17 vs. Charleston • Shooting a team-leading 84.4 percent from the free throw line (27 of 32) but 28.8 percent from the floor and is 7 of 42 from three-point range • Has more assists than turnovers in six games • Season-high six assists at Iowa and vs. Kentucky.

Three-pointer with 7:16 to play came just after Notre Dame built a seven-point lead, the Irish's largest of the second half, and started a 9-0 Tar Heel run • Made two 3FGs at Georgia Tech, his first threes in four games • Matched his season-high six assists and had his best A/TO ratio (6:2) since the season opener in the win over Kentucky • Scored nine of his 12 points, handed out all four of his assists and had two steals in the second half in the win over NC Central • Scored 12 of his team-high 16 points in the second half vs. Stanford • Blocked three shots against UNLV • Became the eighth freshman to start at the point in Roy Williams' 18 seasons at UNC • Led UNC with 17 points vs. Charleston • Went 8 for 8 from the free throw line, the best performance ever by a Tar Heel in his first game (Danny Green went 6 for 6 as a freshman in the 2005-06 opener vs. Gardner-Webb) • Became the seventh UNC freshman point guard to play 25 or more minutes in his first game (with Phil Ford, Kenny Smith, Ed Cota, Raymond Felton, Marcus Paige and Cole Anthony) • His 17 points are the second most among those seven players (Anthony had 34 last year) and he is the only player with only one turnover (Kenny Smith had two vs. Missouri in the 1982-83 opener).

One of 50 players on the preseason list for the Naismith Trophy as National Player of the Year • The Athletic listed him among the top 20 guards in the country • Named one of the best freshman shooters and playmakers in the ACC and a third-team preseason All-ACC selection by Lindy's • One of Jay Bilas's top impact freshman.

Prep: The 2020 Gatorade High School Player of the Year in Missouri • Also the Mr. Show-Me Basketball and Class 5 Player of the Year by the Missouri Basketball Coaches Association • Selected to play in the 2020 McDonald's All-American Game, Jordan Brand Classic, Iverson Classic and Nike Hoop Summit • First-team all-state and two-time conference player of the year • St. Louis Post-Dispatch's Metro Player of the Year • Played for Coach Justin Tatum (the father of Boston Celtic Jayson Tatum) at Christian Brothers College High School in St. Louis • Led the school to the 2020 state semi-finals before the season was cut short due to the pandemic • As a senior, averaged 26.3 points, 6.5 rebounds and 3.1 assists • Scored a career-best 42 points as a senior against East St. Louis High School, the defending Illinois 3A state champions • That was one of three 40-point games • As a junior, led Christian Brothers to the state finals while averaging 19.4 points • Second player from Christian Brothers to earn McDonald's All-America honors (first since Larry Hughes, who played at Saint Louis University, in 1997) • Joined Hughes as the only players in school history to surpass 2,000 career points • Helped Christian Brothers win four district and two conference titles • Took part in minicamps for the 2019 USA Basketball Men's Junior National Team.

Personal: Born Caleb Khristopher Love on Sept. 27, 2001, in St. Louis, Mo. • Son of Dennis Love and Alecia Thompson • His dad played college football • Honors student • Also played football, bowls and plays mini-golf.

2020-21	FG	3FG	FT	REB	PF	PTS	A	TO	B	S	MP
Coll. of Charleston•	4-11	1-4	8-8	0-1-1	3	17	4	1	0	2	26
vs. UNLV•	2-9	0-5	2-4	0-3-3	1	6	4	3	3	1	28
vs. Stanford•	6-18	2-6	2-2	1-2-3	3	16	2	5	1	0	36
vs. Texas•	2-13	0-4	1-2	0-1-1	2	5	0	4	0	0	30
at Iowa•	4-13	1-4	2-3	2-2-4	1	11	6	4	0	1	31
NC Central•	4-9	0-2	4-5	0-3-3	3	12	4	6	1	3	32
vs. Kentucky•	4-14	0-5	3-3	0-0-0	3	11	6	2	0	0	30
at NC State•	3-14	0-4	5-5	1-3-4	1	11	4	2	0	1	28
at Georgia Tech	3-10	2-5	0-0	0-2-2	2	8	4	3	0	1	25
Notre Dame•	2-7	1-3	0-0	0-0-0	1	5	0	2	0	0	15
at Miami											
Clemson											
at Florida State											
Wake Forest											
NC State											
at Pittsburgh											
Notre Dame											
at Clemson											
at Duke											
Miami											
at Virginia											
Virginia Tech											
Louisville											
at Boston College											
Florida State											
at Syracuse											
Duke											

Year	GP-GS	Min.	Ave.	LOVE'S STATS															
				FGM-A	Pct.	3FGM-A	Pct.	FTM-A	Pct.	Off	Def	Reb	Ave.	A	TO	B	S	Pts	Ave.
2020-21	10-9	281	28.1	34-118	.288	7-42	.167	27-32	.844	4	17	21	2.1	34	33	5	9	102	10.2



#3 – ANDREW PLATEK

6-4, 205, Senior, Guard, Guilderland, N.Y.



2020-21: Averaging a career-best 5.8 points • Carolina's second-leading scorer among the non-starters • Third on the team with 10 threes (two behind RJ Davis and Kerwin Walton) • Is 10 for 28 from three • Scored in double figures three times (twice in his first three seasons) • Second on the team in plus/minus at +38.

Three-pointer with 6:09 to play against Kentucky gave UNC a 59-54 lead • Made two threes vs. NC Central, the third time this season and ninth time in his career he made multiple threes in a game • Only Tar Heel to make a three against NCCU and scored eight of his 11 points vs. the Eagles in the second half • Scored eight of his 11 points vs. UNLV in the first half, helping UNC overcome a 13-0 deficit (hit a three for UNC's first points and another three to cut the deficit to six) • Scored 11 points in just 15 minutes vs. NCCU • Made two 3FGs and scored 10 points at Iowa • Earned his first career defensive player of the game award (tied his career high with two blocks and made a career-high four steals) in the opener vs. Charleston.

2019-20: Averaged 3.9 points and 1.4 assists in 17.9 minutes per game • Season-high nine points against Louisville, Duke and Gardner-Webb • Had 27 assists/11 turnovers and went 20 for 54 from the floor in nine starts from 1/11/20 to 2/11/20 • Made two three-pointers four times (Notre Dame, Wofford, Gonzaga and Louisville) • Made 13 of 57 from three-point range, including 8 of 35 in ACC play • Had 44 assists and 19 turnovers (2.3) • Played 555 minutes (played 117 as a sophomore).

Prep: Averaged 13.6 points, 5.7 rebounds and 3.1 assists at Northfield Mount Hermon School in Massachusetts • Played two seasons for Coach John Carroll at NMH • Also played three years at Guilderland High School for Coach Mike Parks • Averaged 25.3 points in his final season at Guilderland • Teammate of UNC freshman Walker Miller with the Albany City Rocks on the Nike EYBL circuit • Led his team to a school-record 30 wins, New England Prep League regular-season and Tournament 4A championships • Made 86 three-pointers and shot 38 percent from three-point range • Earned first-team All-New England Prep honors and was the team captain • Scored 22 points in the Jordan Brand Regional Game played in Brooklyn • Also played lacrosse • Member of the Dean's List for two years at NMH • National Honors Society student.

Personal: Born Andrew Theodore Platek on April 8, 1998, in Albany, N.Y. • Son of Michael Platek and Catherine Schunk • Majoring in exercise and sport science/sports administration with a minor in history.

2020-21	FG	3FG	FT	REB	PF	PTS	A	TO	B	S	MP
Coll. of Charleston	2-9	1-5	0-0	1-2-3	2	5	1	0	2	4	21
vs. UNLV	4-6	2-4	1-2	1-2-3	3	11	0	2	0	0	16
vs. Stanford	1-3	0-1	2-2	0-1-1	1	2	0	2	0	2	16
vs. Texas	0-0	0-0	0-0	1-0-1	1	0	0	1	0	0	6
at Iowa	3-7	2-3	2-2	0-1-1	0	10	0	2	0	0	16
NC Central	4-6	2-3	1-1	0-0-0	1	11	1	1	0	1	15
vs. Kentucky	2-6	1-3	1-2	1-3-4	4	6	2	1	0	0	24
at NC State	3-4	1-2	1-1	2-1-3	3	8	1	1	0	0	10
at Georgia Tech	1-5	1-5	0-0	0-1-1	3	3	1	3	0	0	15
Notre Dame	0-2	0-2	0-0	0-5-5	0	0	1	0	0	0	15
at Miami											
Clemson											
at Florida State											
Wake Forest											
NC State											
at Pittsburgh											
Notre Dame											
at Clemson											
at Duke											
Miami											
at Virginia											
Virginia Tech											
Louisville											
at Boston College											
Florida State											
at Syracuse											
Duke											

PLATEK'S CAREER STATS																			
Year	GP-GS	Min.	Ave.	FGM-A	Pct.	3FGM-A	Pct.	FTM-A	Pct.	Off	Def	Reb	Ave.	A	TO	B	S	Pts	Ave.
2017-18	35-0	264	7.5	27-55	.491	10-27	.370	7-10	.700	15	24	39	1.1	18	10	2	3	71	2.0
2018-19	32-0	117	3.7	14-30	.467	5-15	.333	2-4	.500	4	5	9	0.3	7	5	3	6	35	1.1
2019-20	31-9	555	17.9	45-124	.363	13-57	.228	18-30	.600	22	42	64	2.1	44	19	2	10	121	3.9
2020-21	10-1	153	15.3	20-48	.417	10-28	.357	8-10	.800	6	16	22	2.2	7	12	2	7	58	5.8
Totals	108-10	1089	10.1	106-257	.412	38-127	.299	35-54	.648	47	87	134	1.2	76	46	9	26	285	2.6



#4 - RJ DAVIS

6-0, 160, Freshman, Guard, White Plains, N.Y.



2020-21: Fifth on the team in scoring at 8.9 points per game • Scored in double figures in each of the first five games, then one of the last five games • Is 10 for 43 from the floor in the last five games • Tied for the team lead in three-pointers with 12 • Is 12 for 40 from three-point range • Made multiple 3FGs three times with a high of three vs. UNLV • Season-high eight assists (most by Tar Heel this season) at Iowa.

Led UNC in plus/minus with a plus 10 in the one-point win over Notre Dame • Made his first start at the point at Georgia Tech • Tied his season high with five field goals at NC State • Bruised his right knee when he was fouled driving to the basket in the first half vs. Kentucky and played just 2:34 in the second half • Led UNC in scoring for the first time with 16 points vs. UNLV • The fourth two-guard to start in his first game as a freshman under Roy Williams with Marcus Ginyard, Wayne Ellington and Justin Jackson • Scored 11 points vs. Charleston in his college debut.

Named the best freshman shooter in the ACC, one of the best rookie play-makers and a third-team preseason All-ACC selection by Lindy's.

Prep: The 2020 Gatorade High School Player of the Year in New York • Named New York's Mr. Basketball by the Basketball Coaches Association of New York, the first player in his school's history to win the award • Played for Coach Patrick Massaroni at Archbishop Stepinac High School in White Plains, N.Y. • Selected to play in the McDonald's All-American Game, Jordan Brand Classic, Iverson Classic and BallisLife All-American Game • Set the all-time prep scoring record in Westchester County with 2,446 career points, topping the previous record set by Danya Abrams, who went on to play at Boston College • Fifth-most points ever in the Catholic High School Athletic Association, which is comprised of Catholic high schools in New York City, Long Island, Westchester and Buffalo (the largest Catholic high school athletic league in the United States) • Abrams' Westchester County scoring record stood for 27 seasons • Senior season ended early due to the coronavirus, just after Stepinac had won the CHSAA's Archdiocesan title and was preparing to play in the state quarterfinals • Had 18 points, 11 rebounds and eight assists in the Archdiocese championship game win over top-seeded St. Raymond's • Named The (Westchester) Journal News' Player of the Decade for the 2010s • Was named the CHSAA's MVP in 2020 after being named first-team all-league as a sophomore and junior • As a senior, averaged 26.5 points, 8.0 rebounds, 5.3 assists and 2.1 steals while making 34 percent of his three-point attempts • Teamed with Duke signee A.J. Griffin at Archbishop Stepinac • Led Stepinac to Archdiocese, city and state (2017 and 2018) titles and won the Torrey Pines Classic • Averaged 25.4 points as a junior.

Personal: Born RJ Davis on Oct. 21, 2001, in White Plains, N.Y. • Son of Robert and Venessa Davis • His dad scored 2,118 points (without a three-point shot) from 1982-86 at Mercy College and still holds the Manhattan school's career scoring record • Member of the National Honor Society • Wears No. 4 because his birthday (10/21) adds up to 4 (1-0-2-1) • Wore that number as a high school sophomore when Stepinac won city and state titles • Also played football and soccer.

2020-21	FG	3FG	FT	REB	PF	PTS	A	TO	B	S	MP
Coll. of Charleston•	4-9	1-3	2-4	2-2-4	3	11	1	1	0	1	27
vs. UNLV•	5-9	3-4	3-3	2-4-6	1	16	1	1	0	0	28
vs. Stanford•	3-8	2-4	2-2	1-2-3	3	11	1	3	0	0	27
vs. Texas•	3-11	0-2	5-7	1-3-4	2	11	3	3	0	1	33
at Iowa•	4-8	2-5	2-4	0-2-2	1	12	8	3	0	0	34
NC Central•	2-10	0-5	2-2	0-1-1	2	6	3	3	0	0	33
vs. Kentucky•	1-6	1-4	0-1	0-0-0	2	3	1	0	0	0	16
at NC State•	5-14	1-4	0-0	0-3-3	2	11	3	3	0	0	36
at Georgia Tech•	1-7	1-3	2-2	0-3-3	2	5	3	3	0	0	24
Notre Dame	1-6	1-6	0-0	0-3-3	0	3	2	2	0	0	23
at Miami											
Clemson											
at Florida State											
Wake Forest											
NC State											
at Pittsburgh											
Notre Dame											
at Clemson											
at Duke											
Miami											
at Virginia											
Virginia Tech											
Louisville											
at Boston College											
Florida State											
at Syracuse											
Duke											

Year	GP-GS	Min.	Ave.	DAVIS'S STATS										Pts	Ave.				
				FGM-A	Pct.	3FGM-A	Pct.	FTM-A	Pct.	Off	Def	Reb	Ave.			A	TO	B	S
2020-21	10-9	279	27.9	29-88	.330	12-40	.300	19-26	.731	6	24	30	3.0	26	22	0	2	89	8.9



#5 – ARMANDO BACOT

6-10, 240, Sophomore, Forward/Center, Richmond, Va.



Candidate for the Kareem Abdul-Jabbar Award as the top center in the country • Scored in double figures 24 times with a career-high 23 vs. Oregon as a freshman • Has 13 double-doubles and 18 games with 10 or more rebounds.

2020-21: Leads the team in scoring (11.4), field goal percentage (.661) and rebounding (8.2) and is second in blocks (9) • Led UNC in scoring four times (three times as a freshman) • Scored in double figures in a team-high eight games with a high of 19 vs. NC Central • Made at least 50 percent of his shots from the floor in nine of 10 games • Leads the team in plus/minus at +74 (26 points

better than any other player) • Double-figure rebounds in four of the last seven games • Averaging 3.4 rebounds per game.

Led UNC with 16 points and was a team-best plus-14 at NC State • Led UNC with 14 points against Kentucky, 11 of which came in the second half • Scored 15 of UNC's 30 first-half points vs. NCCU • First double-double this season (12th career) with 10 points and a season-high 12 rebounds vs. Texas • Six offensive rebounds vs. the Longhorns that led to six points • Perfect from the floor and line vs. UNLV en route to 12 points • Had 11 points, eight rebounds and three blocks vs. Charleston.

2019-20: Averaged 9.6 points and 8.2 rebounds in 32 games (all starts) • Had the most rebounds by a Tar Heel freshman since Antawn Jamison in 1995-96 • Had 11 double-doubles, second most by a Tar Heel freshman and the most since Jamison's 13 • Led the team in blocks (36), was second in FG percentage (.469) and rebounding and fourth in scoring • Scored in double figures 16 times with a high of 23 vs. Oregon • Scored 20 or more three times (23 vs. Oregon, 22 vs. Elon and 21 vs. Clemson) • Grabbed 10 or more rebounds 14 times with highs of 16 at home vs. Virginia and 15 vs. Alabama • Made at least 50 percent of his FG attempts in 16 games • Became the third freshman in Carolina history to have three straight double-doubles in points and rebounds, joining Mike O'Koren in 1976-77 and Jamison in 1995-96 (Bacot accomplished that two different times) • Averaged 2.7 offensive rebounds (had 14 in the last three games and grabbed four or more 11 times) • Missed his only game of the season vs. Wake Forest on March 3 after spraining his right ankle at Syracuse on Feb. 29 • Started 32 games, but played less than 10 minutes in three different games due to injuries – played three minutes at UNCW (blow to the head), seven minutes vs. Ohio State (left ankle sprain) and nine minutes at Syracuse (right ankle sprain).

Prep: Played his freshman through junior seasons at Trinity Episcopal School in Richmond, Va., for Coach Richard Hamlin and his senior year at IMG Academy in Bradenton, Fla., for Coach Sean McAloon • Averaged 12.4 points, 7.7 rebounds and 1.8 blocks and shot 62 percent from the floor at IMG • Led IMG to the 2019 prep national championship • Member of the U-18 USA Basketball National Team in 2018 with Coby White and Cole Anthony • 2018 Richmond Times-Dispatch Player of the Year and was first-team all-metro and all-state • Was the VISAA League Co-Player of the Year, a USA Today All-Virginia first-team and Max Prep All-America selection.

Personal: Born Armando Linwood Bacot on March 6, 2000, in Richmond, Va. • Son of Christie Lomax and Armando Bacot Sr. • Has a younger brother, King, two older sisters A'mari and Azhane, and a younger sister, Joi'L • Azhane plays basketball for Virginia State University • Earned admission in October 2020 to the Kenan-Flagler Business School.

2020-21	FG	3FG	FT	REB	PF	PTS	A	TO	B	S	MP
Coll. of Charleston•	4-5	0-0	3-4	3-5-8	0	11	0	1	3	0	22
vs. UNLV•	4-4	0-0	4-4	2-3-5	3	12	1	3	0	0	20
vs. Stanford•	4-5	0-0	2-3	2-4-6	2	10	0	4	0	0	20
vs. Texas•	3-5	0-0	4-7	6-6-12	1	10	0	1	1	0	25
at Iowa•	2-4	0-0	0-0	3-8-11	5	4	0	2	1	0	22
NC Central•	6-7	0-0	7-10	5-6-11	2	19	0	1	1	1	27
vs. Kentucky•	5-8	0-0	4-6	5-3-8	2	14	1	0	2	0	28
at NC State•	7-9	0-0	2-4	3-3-6	1	16	0	3	1	0	24
at Georgia Tech•	5-8	0-0	4-6	0-5-5	3	14	0	3	0	2	23
Notre Dame•	1-7	0-0	2-4	5-5-10	2	4	1	1	0	1	17
at Miami											
Clemson											
at Florida State											
Wake Forest											
NC State											
at Pittsburgh											
Notre Dame											
at Clemson											
at Duke											
Miami											
at Virginia											
Virginia Tech											
Louisville											
at Boston College											
Florida State											
at Syracuse											
Duke											

Year	GP-GS	Min.	Ave.	FGM-A		Pct.	3FGM-A		Pct.	FTM-A		Pct.	Off	Def	Reb	Ave.	A	TO	B	S	Pts	Ave.
				Pct.	Pct.		Pct.															
2019-20	32-32	780	24.4	114-243	.469	0-0	–	80-124	.645	87	176	263	8.2	39	55	36	16	308	9.6			
2020-21	10-10	229	22.9	41-62	.661	0-0	–	32-48	.667	34	48	82	8.2	3	19	9	4	114	11.4			
Totals	42-42	1009	24.0	155-305	.508	0-0	–	112-172	.651	121	224	345	8.2	42	74	45	20	422	10.0			



#11 – DAY'RON SHARPE

6-10, 265, Freshman, Forward/Center, Greenville, N.C.



2020-21: Averaging 9.6 points and 7.5 rebounds (averaging a team-best 15.6 rebounds per 40 minutes) • Leads the team with four defensive player of the game awards (Stanford, at NC State, at Georgia Tech, Notre Dame) • Has won the defensive player of the game award in each of the last three games • Carolina's leading scorer and rebounder among the non-starters • Leads UNC in offensive rebounds (35) and blocked shots (10) and is second in steals with 11 • Grabs 46.7 percent of his rebounds on the offensive boards • Is fifth in the country in offensive rebound percentage (.182) • Is 37 for 70 from the floor (.529) • Scored in double figures four times and has 10 or more boards twice • Two double-doubles.

Named the ACC Freshman of the Week for Dec. 28-Jan. 3 after recording his first ACC double-double with 25 points and 10 rebounds in the 66-65 win over Notre Dame • Scored 19 of his game-high 25 points in the second half (19 of UNC's 37 second-half points) • The 25 points are the most by a UNC freshman post player since Tyler Hansbrough scored 27 at Duke on 3/4/2006 • Set season highs for the Tar Heels in points (25), field goals (9) and offensive rebounds (7) • He was the first Tar Heel to score 20 in a game this season • With UNC trailing 57-53 he scored six straight points (steal and dunk, offensive rebound slam and two free throws), then gave UNC a 64-63 lead with 1:35 to play on a dunk.

Season-high and game-high 11 rebounds (six offensive) in the win over Kentucky • Scored 12 points and added six boards vs. NCCU • Had 13 points, six rebounds and two steals in just 14 minutes due to foul trouble at Iowa • Had eight points and five rebounds in 16 minutes vs. Texas • Led UNC with four assists and added seven rebounds, four blocks and two steals in the win over Stanford • Won his first defensive player of the game award in the win over Stanford • Became the first Tar Heel to ever have seven rebounds, four assists, four blocks and two steals in a game (Danny Green is only other Tar Heel to have four assists, four blocks and two steals in a game; he did that and had four rebounds vs. Valparaiso on 12/20/07) • Became the 11th Tar Heel to record a double-double in his first game when he had 13 points and 10 rebounds vs. Charleston • Joined sophomores Lennie Rosenbluth, Larry Miller, Rusty Clark and Bobby Jones, and freshmen James Worthy, Sam Perkins, Pete Chilcutt, Sean May, Ed Davis and Cole Anthony with double-doubles in their UNC debuts.

Named the best rebounding freshman in the ACC by Lindy's.

Prep: Selected to play in the 2020 McDonald's All-American Game, Jordan Brand Classic and Nike Hoop Summit • Played his senior season for Coach Kevin Boyle at Montverde Academy in Montverde, Fla. • Montverde went 26-0 and was ranked No. 1 in the nation by MaxPreps • Averaged 12.1 points and 7.3 rebounds as a senior at Montverde • Previously played three seasons at South Central High School in Winterville, N.C., for Coach Chris Cherry • Won a state championship and was the MVP of the North Carolina 4A state tournament in 2019 • He averaged 16.5 points and 10.7 rebounds as South Central posted a 30-1 record • Averaged 14.3 points, 9.3 rebounds and 2.6 blocks as a sophomore en route to a 27-1 record and a berth in the 4A state semifinals • Took part in the training camps for the 2019 USA Basketball Men's Junior National Team.

Personal: Born Day'Ron Y. Sharpe on Nov. 6, 2001, in Greenville, N.C. • Son of Derrick and Michelle Sharpe • Honors student • Plays the piano.


2020-21	FG	3FG	FT	REB	PF	PTS	A	TO	B	S	MP
Coll. of Charleston	4-8	0-0	5-6	5-5-10	3	13	2	0	1	2	22
vs. UNLV	0-0	0-0	1-4	1-5-6	1	3	1	4	1	0	16
vs. Stanford	2-3	0-0	0-0	1-6-7	2	4	4	3	4	2	19
vs. Texas	4-6	0-0	0-1	4-1-5	2	8	1	1	1	0	16
at Iowa	5-6	0-0	3-6	2-4-6	4	13	1	3	0	2	14
NC Central	4-8	0-0	4-4	1-5-6	1	12	2	0	2	1	22
vs. Kentucky	3-8	0-1	1-4	6-5-11	3	7	2	2	0	0	21
at NC State	3-6	0-1	0-0	4-3-7	3	6	1	3	1	1	14
at Georgia Tech	3-6	0-0	1-4	3-4-7	0	7	1	1	0	2	19
Notre Dame	9-19	0-0	7-9	8-2-10	2	25	1	2	0	1	29
at Miami											
Clemson											
at Florida State											
Wake Forest											
NC State											
at Pittsburgh											
Notre Dame											
at Clemson											
at Duke											
Miami											
at Virginia											
Virginia Tech											
Louisville											
at Boston College											
Florida State											
at Syracuse											
Duke											

Year	GP-GS	Min.	Ave.	SHARPE'S STATS										Pts	Ave.				
				FGM-A	Pct.	3FGM-A	Pct.	FTM-A	Pct.	Off	Def	Reb	Ave.			A	TO	B	S
2020-21	10-2	193	19.3	37-70	.529	0-2	.000	22-38	.579	35	40	75	7.5	16	19	10	11	96	9.6



#13 – WALKER KESSLER

7-1, 245, Freshman, Forward/Center, Newnan, Ga.



2020-21: Is 12 for 21 (.571) from the floor and has 12 offensive rebounds • Tied his season high with six rebounds and had a season-high three blocks and three steals at NC State • Key player in Carolina's late first-half surge at NC State • Seven points and six rebounds vs. UNLV • Missed several practices leading up to the first game due to Covid safety protocols • Had six points and four rebounds in four minutes vs. Charleston.

Candidate for the Kareem Abdul-Jabbar Award as the top post player in the country • One of Jay Bilas's top impact freshman.

Prep: The 2020 Gatorade High School Player of the Year and Mr. Basketball in the state of Georgia • The Atlanta Journal-Constitution's Georgia Player of the Year • Named to the 2020 McDonald's All-American Game and Nike Hoop Summit • As a senior, led Woodward Academy (College Park, Ga.) to the first boys basketball state title in the school's 120-year history • Played at Woodward for Coach Anthony Thomas • Career totals include 2,003 points, 1,185 rebounds and 524 blocks • Averaged 17.8 points, 9.3 rebounds, 5.2 blocked shots, 1.3 steals and 1.2 assists as a senior • In a February 2020 game against Sandy Creek, which featured the state's top-ranked junior, he scored 33 points on 14 of 25 shooting with 13 rebounds and three blocks • As a junior, averaged 21.0 points, 11.9 rebounds and 6.4 blocks • Participated in a 2019 minicamp for the USA Basketball Men's Junior National Team.

Personal: Born Walker Ross Kessler on July 26, 2001, in Atlanta • Is the son of Dr. Chad and Andrea Kessler • Member of the National Honor Society • His father played basketball at Georgia from 1983-87, scored 675 career points, won Academic All-America honors and was a fifth-round NBA Draft pick by the L.A. Clippers in 1987 • Walker's brother, Houston, played at Georgia from 2013-17 • His uncle, the late Alec Kessler, earned All-SEC honors at Georgia, where he led the Bulldogs to the 1990 SEC championship • Alec is Georgia's second-leading career scorer and was selected by Houston with the ninth pick in the 1990 NBA Draft • Plays the guitar.

2020-21	FG	3FG	FT	REB	PF	PTS	A	TO	B	S	MP
Coll. of Charleston	3-4	0-1	0-0	2-2-4	1	6	0	1	0	0	4
vs. UNLV	3-3	0-0	1-1	4-2-6	0	7	0	0	0	1	14
vs. Stanford	0-0	0-0	0-3	0-0-0	4	0	0	0	0	1	9
vs. Texas	1-1	0-0	2-5	0-2-2	1	4	0	1	0	0	9
at Iowa	1-3	0-0	0-2	1-0-1	1	2	0	0	1	0	6
NC Central	1-2	0-1	3-3	0-1-1	2	5	0	3	1	0	7
vs. Kentucky	1-1	0-0	0-0	0-1-1	0	2	0	0	0	0	2
at NC State	1-1	0-0	1-2	3-3-6	0	3	0	1	3	3	12
at Georgia Tech	0-2	0-0	0-0	1-1-2	2	0	0	0	0	0	8
Notre Dame	1-4	0-0	0-0	1-1-2	1	2	0	1	1	0	5
at Miami											
Clemson											
at Florida State											
Wake Forest											
NC State											
at Pittsburgh											
Notre Dame											
at Clemson											
at Duke											
Miami											
at Virginia											
Virginia Tech											
Louisville											
at Boston College											
Florida State											
at Syracuse											
Duke											

Year	GP-GS	Min.	Ave.	KESSLER'S STATS								Off	Def	Reb	Ave.	A	TO	B	S	Pts	Ave.
				FGM-A	Pct.	3FGM-A	Pct.	FTM-A	Pct.												
2020-21	10-0	78	7.8	12-21	.571	0-2	.000	7-16	.438	12	13	25	2.5	0	7	6	5	31	3.1		



#14 – DONOVAN “PUFF” JOHNSON

6-8, 190, Freshman, Guard, Moon Township, Pa.



2020-21: Had a block, steal and offensive rebound basket in the one-point win over Notre Dame • Big bucket gave UNC a five-point lead in the second half in the win over Kentucky • Made his first collegiate three-point attempt in the win over Charleston • Missed several practices leading up to the first game due to Covid safety protocols.

Named one of the best freshman shooters in the ACC by Lindy's.

Prep: A native of Moon Township, Pa., where he played for Coach Adam Kaufman at Moon Area High School • Graduated in 2020 from Hillcrest

Prep in Phoenix, where he was coached by former NBA guard Mike Bibby • Totaled 1,960 points in his prep career • Teams went 103-19 • Averaged 14.4 points, 8.2 rebounds and 2.6 assists and shot 44.6 percent from three-point range (29 of 65) in 14 games at Hillcrest • Earned MVP honors in Hillcrest's bracket at the John Wall Invitational in Raleigh • Finalist at State Farm's national three-point contest • Played his first three prep seasons at Moon Area High School in Pennsylvania • As a junior at Moon Area, he averaged 22.1 points, 9.4 rebounds, 1.6 steals and 1.2 blocks per game while hitting 46 percent of his three-point attempts • Scored 17 points in the 2019 PIAA Class 5A championship game win over Archbishop Wood • PIAA Class 5A, Pittsburgh Tribune, Beaver County Times and Sectional Player of the Year in 2019 • First-team all-state as a junior, second-team as a sophomore • Three-time all-section honoree • Made 11 consecutive three-point attempts as a freshman starter.

Personal: Born Donovan Christopher Johnson on Oct. 11, 2000, in Pittsburgh, Pa. • Son of Gilbert and Amy Johnson • The younger brother of former Tar Heel Cameron Johnson, who earned 2019 first-team All-ACC honors and plays for the Phoenix Suns • Chose No. 14 because it's one number higher than what Cameron wore at Carolina • Also played baseball and football (wide receiver and running back as a youth) • Enjoys improving his tennis and ping-pong skills while playing against Cameron • Has sung in a concert choir • His mother gave each of her children nicknames and his was Puff because he liked the cereal Cocoa Puffs.

2020-21	FG	3FG	FT	REB	PF	PTS	A	TO	B	S	MP
Coll. of Charleston	1-1	1-1	0-0	0-0-0	0	3	0	0	0	0	3
vs. UNLV	0-1	0-1	0-0	0-1-1	2	0	0	1	0	0	3
vs. Stanford	1-1	0-0	0-0	0-0-0	0	2	0	0	0	0	2
vs. Texas	0-1	0-1	0-0	0-1-1	0	0	0	0	0	0	5
at Iowa	1-1	0-0	0-0	0-0-0	0	2	0	0	0	0	4
NC Central	0-1	0-1	0-0	0-0-0	0	0	0	0	0	0	6
vs. Kentucky	1-1	0-0	0-0	0-1-1	1	2	0	0	0	0	5
at NC State	1-2	0-1	0-0	0-1-1	0	2	0	0	0	0	5
at Georgia Tech	0-0	0-0	2-2	0-0-0	1	2	1	0	0	0	5
Notre Dame	1-2	0-1	0-0	1-1-2	0	2	0	0	1	1	9
at Miami											
Clemson											
at Florida State											
Wake Forest											
NC State											
at Pittsburgh											
Notre Dame											
at Clemson											
at Duke											
Miami											
at Virginia											
Virginia Tech											
Louisville											
at Boston College											
Florida State											
at Syracuse											
Duke											

JOHNSON'S STATS																			
Year	GP-GS	Min.	Ave.	FGM-A	Pct.	3FGM-A	Pct.	FTM-A	Pct.	Off	Def	Reb	Ave.	A	TO	B	S	Pts	Ave.
2020-21	10-0	49	4.9	6-11	.545	1-6	.167	2-2	1.000	1	5	6	0.6	1	1	1	1	15	1.5



#15 – GARRISON BROOKS

6-10, 240, Senior, Forward, LaFayette, Ala. (Luh-FET)



ACC Preseason Player of the Year as voted by the media and by Lindy's, which also ranks Carolina's frontcourt the second-best in the nation • One of 50 players on the preseason list for the Naismith Trophy and John R. Wooden Award as the National Player of the Year • Ranked the No. 3 big man in the nation by The Athletic • ESPN named him the fifth-best player in the country and the best in the ACC • Preseason first-team All-America (Jay Bilas, ESPN), second-team (The Athletic and Dick Vitale) and third-team (CBS Sports) • One of Bilas's top defensive players • Candidate for the Karl Malone Award as the top power forward in the nation.

Career: The 78th player to score 1,000 points as a Tar Heel • Has scored 1,097 points (69th in UNC history) and grabbed 682 rebounds (30th) • Made 53.6 percent of his shots from the floor • Scored in double figures 49 times and has 16 games with 10 or more rebounds • Scored 20 or more points 13 times with a career-high 35 against Georgia Tech on 1/4/20 and 30 vs. NC State on 2/25/20 • Career-high 14 rebounds at Syracuse on 2/29/20 • Has 12 double-doubles, all in 2019-20 • Won Carolina's defensive player of the game award 35 times, the second-highest total by any Tar Heel since 2007 (Marcus Paige had 39 from 2012-16).

2020-21: Second on the team in scoring (10.6 ppg) and rebounding (7.8 rpg) • Led UNC with a season-high four assists (three in the second half) vs. Notre Dame • Matched his season high with 11 rebounds at Georgia Tech • Carolina's defensive player of the game in the win over Kentucky, leading a defensive effort that held the Cats to 33 percent shooting from the floor and 25 points in the second half • Led UNC at Iowa with 17 points on a season-best 7 of 11 from the floor and won his first defensive player of the game award this season • Earned All-Tournament team honors at the Maui Invitational (averaged 14.0 points and 7.3 rebounds in three games in Asheville) • Led UNC in scoring for the first time this season with a season-high 18 points vs. Texas (turnaround baseline jumper with 2:35 to play gave UNC its first lead of the second half, but was Carolina's final field goal of the game) • Scored his 1,000th point in the win over UNLV • Game-high 11 rebounds vs. Charleston (15th career game with 10 or more rebounds).

2019-20: Carolina's Most Valuable Player, Defensive Player of the Year, Most Improved Player and co-captain • Averaged 16.8 points and a team-high 8.5 rebounds • Earned second-team All-ACC honors and was voted the ACC's Most Improved Player • Led the ACC in scoring in conference play at 18.8 points per game and was second in rebounding (9.0) and field goal percentage (.535) • In all games, was fourth in the ACC in scoring, fifth in rebounding and second in field goal percentage • First Tar Heel to lead the ACC in scoring in league play since Tyler Hansbrough in 2008 (fifth to do so since 1988) • Scored 25 or more points in the last four regular-season games, the first Tar Heel to do that since Antawn Jamison in 1998 • Scored in double figures 26 times with 30 or more twice, 25 or more seven times and 20 or more 13 times • Scored 20 or more once in the first 13 games, 11 times in his last 19 games and in seven of the last eight games • Seven-game streak with 20 or more was the longest by a Tar Heel since Tyler Hansbrough (nine) in 2008-09 • Defensive player of the game 13 times (no other Tar Heel had more than three) • Had 12 double-doubles, including six in a row, the longest streak by a Tar Heel since 2011 • Went 49 for 61 (.803) from the free throw line in the last six games • Played a career-high 34.9 minutes per game (36.0 in league play).

Prep: Played for coaches Frank Tolbert and Chris Brandt at Auburn High School • Earned first-team all-state honors once and second-team honors twice • Opelika-Auburn News Player of the Year • Played in the Ala-

2020-21	FG	3FG	FT	REB	PF	PTS	A	TO	B	S	MP
Coll. of Charleston	3-10	0-0	1-2	2-9-11	2	7	1	4	2	0	28
vs. UNLV	5-13	0-0	4-8	3-4-7	1	14	1	1	0	3	23
vs. Stanford	4-8	0-0	2-5	5-4-9	4	10	1	0	0	0	29
vs. Texas	7-12	0-0	4-7	3-4-7	3	18	0	1	2	0	30
at Iowa	7-11	0-0	3-3	4-4-8	4	17	2	2	0	0	33
NC Central	1-3	0-0	3-4	3-1-4	2	5	1	1	0	0	23
vs. Kentucky	5-7	0-1	1-3	2-4-6	4	11	1	3	1	1	26
at NC State	5-14	0-0	0-1	2-5-7	4	10	1	3	2	0	29
at Georgia Tech	4-7	1-1	0-0	3-8-11	3	9	1	1	1	0	29
Notre Dame	2-7	1-1	0-0	3-5-8	2	5	4	0	0	1	29
at Miami											
Clemson											
at Florida State											
Wake Forest											
NC State											
at Pittsburgh											
Notre Dame											
at Clemson											
at Duke											
Miami											
at Virginia											
Virginia Tech											
Louisville											
at Boston College											
Florida State											
at Syracuse											
Duke											

bama-Mississippi All-Star game • Averaged 14.3 points, 9.1 rebounds and 2.3 blocks as a senior and broke the school record for career blocks with 334 • Scored 1,457 points and grabbed 1,116 rebounds in his four years, becoming the second player in Auburn High history with 1,000 or more in both categories • Earned first-team all-state, all-region and all-area honors and was runner-up for Class 7A state player-of-the-year honors • Led Auburn to the 2017 7A state championship finals.

Personal: Born Garrison O'Neal Brooks on June 29, 1999, in Meridian, Miss. • Son of Chris and Tammara Colquitt • Majoring in communication studies • Interned at an Alabama radio station in 2019.

UNC'S DEFENSIVE PLAYER OF THE GAME LEADERS SINCE 2007

Marcus Paige, 2012-16	39
Garrison Brooks, 2017-present	35
Marcus Ginyard, 2005-10	32
Tyler Zeller, 2008-12	30
Nate Britt, 2013-17	29
Isaiah Hicks, 2013-17	26
Joel Berry II, 2014-18	26
Bobby Frasor, 2007-09	23

Brooks has won twice this season

BROOKS' CAREER STATS

Year	GP-GS	Min.	Ave.	FGM-A	Pct.	3FGM-A	Pct.	FTM-A	Pct.	Off	Def	Reb	Ave.	A	TO	B	S	Pts	Ave.
2017-18	37-16	540	14.6	65-123	.528	0-0	-	37-63	.587	61	67	128	3.5	20	33	11	11	167	4.5
2018-19	36-36	825	22.9	116-202	.574	0-0	-	53-83	.639	82	121	203	5.6	44	30	18	20	285	7.9
2019-20	32-31	1118	34.9	207-387	.535	2-7	.286	123-192	.641	103	170	273	8.5	63	66	17	17	539	16.8
2020-21	10-8	281	28.1	43-92	.467	2-3	.667	18-33	.545	30	48	78	7.8	13	16	8	5	106	10.6
Totals	115-91	2764	24.0	431-804	.536	4-10	.400	231-371	.623	276	406	682	5.9	140	145	54	563	1097	9.5



#24 – KERWIN WALTON

6-5, 205, Freshman, Guard, Hopkins, Minn.



2020-21: Leads the team in three-point percentage (.500) and is tied for the team lead in three-pointers with 12 • Twelve of his 13 field goals are three-pointers • Averaging 4.3 points in 13.9 minutes per game (9.3 points in the last four games) • Scored six points in the first six games and 37 in the last four • Has 18 assists and eight turnovers for a team-best assist/error ratio of 2.3 to 1 • Started the last two games and averaged 24.8 minutes in those games (10.5 points, 7 of 12 three-pointers, seven assists) • Has a positive plus/minus in seven games and is plus 35 for the season.

Made four three-pointers vs. Notre Dame, most by a Tar Heel this season • Three with 2:22 to play gave Carolina a 62-61 lead • Made his first start at Georgia Tech, hitting three second-half three-pointers and adding a season-high four assists • The three 3FGs came in a span of 2:49, breaking a tie game and giving Carolina a 64-59 lead • Season-high 13 points, 10 in the second half, in the win over Kentucky (had scored six points in the first six games) • Was 3 for 3 from three-point range and 4 for 4 from the line vs. Kentucky • Hit back-to-back threes that tied the game at 49, then gave UNC the lead for good with a pair of free throws coming out of a TV break • Was plus 14 against the Wildcats • Had three assists and two steals and was the only Tar Heel with a positive plus-minus (+1) at Iowa • Made Carolina's only three-pointer vs. Texas • First collegiate three came in the win over UNLV • Two assists in his debut vs. Charleston.

Prep: Averaged 26 points and 11 rebounds as a senior at Hopkins High School in Minnetonka, Minn., a suburb of Minneapolis. • Played for Coach Ken Novak • Named to the Star Tribune's All-Metro first team as a senior after leading the Royals to a 24-5 record and the 4-A section title • Hopkins was the state champion in 2019.

Personal: Born Kerwin Kamal Walton on Oct. 20, 2001, in Robbinsdale, Minn. • Son of Kerwin Walton and Dolores Perry • Chose No. 24 to honor Kobe Bryant • Excels at badminton and drawing.

2020-21	FG	3FG	FT	REB	PF	PTS	A	TO	B	S	MP
Coll. of Charleston	0-3	0-1	0-0	0-2-2	0	0	2	0	0	0	11
vs. UNLV	1-2	1-2	0-0	0-2-2	0	3	1	0	0	0	13
vs. Stanford	0-1	0-1	0-0	1-0-1	2	0	2	2	0	0	8
vs. Texas	1-2	1-2	0-0	0-0-0	0	3	0	0	0	0	8
at Iowa	0-2	0-2	0-0	0-2-2	0	0	3	1	0	2	12
NC Central	0-1	0-1	0-0	0-1-1	0	0	1	1	0	0	11
vs. Kentucky	3-3	3-3	4-4	0-0-0	1	13	1	2	0	0	14
at NC State	1-1	0-0	1-2	1-0-1	1	3	1	0	0	0	12
at Georgia Tech	3-4	3-4	0-0	1-1-2	1	9	4	1	0	1	22
Notre Dame	4-8	4-8	0-0	0-1-1	0	12	3	1	0	0	27
at Miami											
Clemson											
at Florida State											
Wake Forest											
NC State											
at Pittsburgh											
Notre Dame											
at Clemson											
at Duke											
Miami											
at Virginia											
Virginia Tech											
Louisville											
at Boston College											
Florida State											
at Syracuse											
Duke											

WALTON'S STATS																			
Year	GP-GS	Min.	Ave.	FGM-A	Pct.	3FGM-A	Pct.	FTM-A	Pct.	Off	Def	Reb	Ave.	A	TO	B	S	Pts	Ave.
2020-21	10-2	139	13.9	13-27	.481	12-24	.500	5-6	.833	3	9	12	1.2	18	8	0	3	43	4.3

CAREER HIGHS



#0 – ANTHONY HARRIS

Points: 14 vs. UCLA (12/21/19)
Field Goals: 5 vs. UCLA (12/21/19)
Three-Pointers: 2 vs. UCLA (12/21/19)
Free Throws: 3 at Gonzaga (12/18/19)
Offensive Rebounds: 1 vs. Wofford (12/15/19), UCLA (12/21/19), Yale (12/30/19)
Rebounds: 3 vs. Wofford (12/15/19)
Assists: 1 vs. Wofford (12/15/19), UCLA (12/21/19), Yale (12/30/19)
Turnovers: 2 vs. Yale (12/30/19)
Steals: 2 vs. Wofford (12/15/19)

#1 – LEAKY BLACK

Points: 14 vs. Syracuse (3/11/20)
Field Goals: 5 at NC State (1/27/20), vs. Syracuse (3/11/20), at Georgia Tech (12/30/20)
Three-Pointers: 3 at Virginia Tech (1/22/20)
Free Throws: 4 several times
Offensive Rebounds: 5 at Notre Dame (2/17/20)
Rebounds: 10 at Notre Dame (2/17/20), vs. UNLV (11/30/20), vs. Texas (12/2/20)
Assists: 9 vs. Duke (2/8/20)
Turnovers: 4 several times
Blocks: 2 several times
Steals: 4 at Pittsburgh (1/18/20)

#2 – CALEB LOVE

Points: 17 vs. Charleston (11/25/20)
Field Goals: 6 vs. Stanford (12/1/20)
Three-Pointers: 2 vs. Stanford (12/1/20), at Georgia Tech (12/30/20)
Free Throws: 8 vs. Charleston (11/25/20)
Offensive Rebounds: 2 at Iowa (12/8/20)
Rebounds: 4 at Iowa (12/8/20), at NC State (12/22/20)
Assists: 6 at Iowa (12/8/20), vs. Kentucky (12/19/20)
Turnovers: 6 vs. NC Central (12/12/20)
Blocks: 3 vs. UNLV (11/30/20)
Steals: 3 vs. NC Central (12/12/20)

#3 – ANDREW PLATEK

Points: 12 vs. Portland (11/23/17)
Field Goals: 4 vs. Portland (11/23/17), Clemson (1/11/20), at NC State (1/27/20), vs. UNLV (11/30/20), vs. NC Central (12/12/20)
Three-Pointers: 3 vs. Western Carolina (12/6/17)
Free Throws: 3 vs. Duke (2/8/20)
Offensive Rebounds: 2 several times
Rebounds: 8 vs. Clemson (1/11/20)
Assists: 6 vs. Clemson (1/11/20)
Turnovers: 3 at Georgia Tech (12/30/20)
Blocks: 2 vs. Tennessee Tech (11/16/18), vs. Charleston (11/25/20)
Steals: 2 several times

#4 – RJ DAVIS

Points: 16 vs. UNLV (11/30/20)
Field Goals: 5 vs. UNLV (11/30/20), at NC State (12/22/20)
Three-Pointers: 3 vs. UNLV (11/30/20)
Free Throws: 5 vs. Texas (12/2/20)
Offensive Rebounds: 2 vs. Charleston (11/25/20), vs. UNLV (11/30/20)
Rebounds: 6 vs. UNLV (11/30/20)
Assists: 8 at Iowa (12/8/20)
Turnovers: 3 several times
Blocks:
Steals: 1 vs. Charleston (11/25/20), vs. Texas (12/2/20)

#5 – ARMANDO BACOT

Points: 23 vs. Oregon (11/29/19)
Field Goals: 9 vs. Elon (11/20/19)
Free Throws: 9 vs. Oregon (11/29/19)
Offensive Rebounds: 8 vs. Wofford (12/15/19)
Rebounds: 16 vs. Virginia (2/15/20)
Assists: 7 vs. Miami (1/25/20)
Turnovers: 5 vs. Virginia (2/15/20)
Blocks: 6 vs. Oregon (11/29/19)
Steals: 3 at Pittsburgh (1/18/20)

#11 – DAY'RON SHARPE

Points: 25 vs. Notre Dame (1/2/21)
Field Goals: 9 vs. Notre Dame (1/2/21)
Free Throws: 7 vs. Notre Dame (1/2/21)
Offensive Rebounds: 8 vs. Notre Dame (1/2/21)
Rebounds: 11 vs. Kentucky (12/19/20)
Assists: 4 vs. Stanford (12/1/20)
Turnovers: 4 vs. UNLV (11/30/20)
Blocks: 4 vs. Stanford (12/1/20)
Steals: 2 several times

#13 – WALKER KESSLER

Points: 7 vs. UNLV (11/30/20)
Field Goals: 3 vs. Charleston (11/25/20), UNLV (11/30/20)
Free Throws: 3 vs. NC Central (12/12/20)
Offensive Rebounds: 4 vs. UNLV (11/30/20)
Rebounds: 6 vs. UNLV (11/30/20), at NC State (12/22/20)
Assists:
Turnovers: 3 vs. NC Central (12/12/20)
Blocks: 3 at NC State (12/22/20)
Steals: 3 at NC State (12/22/20)

#14 – PUFF JOHNSON

Points: 3 vs. Charleston (11/25/20)
Field Goals: 1 several times
Three-Pointers: 1 vs. Charleston (11/25/20)
Free Throws: 2 at Georgia Tech (12/30/20)
Offensive Rebounds: 1 vs. UNLV (11/30/20), Notre Dame (1/2/21)
Rebounds: 2 vs. Notre Dame (1/2/21)
Assists: 1 at Georgia Tech (12/30/20)
Turnovers: 1 vs. UNLV (11/30/20)
Blocks:
Steals: 1 vs. Notre Dame (1/2/21)

#15 – GARRISON BROOKS

Points: 35 vs. Georgia Tech (1/4/20)
Field Goals: 11 at Virginia Tech (1/22/20), at NC State (1/27/20), at Notre Dame (2/17/20)
Three-Pointers: 1 vs. Pittsburgh (1/8/20), Virginia (2/15/20), at Georgia Tech (12/30/20)
Free Throws: 17 vs. Georgia Tech (1/4/20)
Offensive Rebounds: 9 at Duke (3/7/20)
Rebounds: 14 at Syracuse (2/29/20)
Assists: 6 vs. NC State (2/5/19), at Virginia Tech (1/22/20)
Turnovers: 5 vs. Alabama (11/27/19), Duke (2/8/20), at Syracuse (2/29/20)
Blocks: 3 vs. Notre Dame (11/6/19), Oregon (11/29/19)
Steals: 3 vs. Pitt (2/3/18), at Elon (11/9/18), vs. UNLV (11/30/20)

#21 – STERLING MANLEY

Points: 16 vs. Bucknell (11/15/17)
Field Goals: 6 vs. Bucknell (11/15/17), Tennessee Tech (11/16/18)
Free Throws: 4 several times
Offensive Rebounds: 7 vs. Bucknell (11/15/17)
Rebounds: 13 vs. Bucknell (11/15/17)
Assists: 2 at Syracuse (2/21/18), vs. Texas (11/22/18)
Turnovers: 4 vs. Texas (11/22/18)
Blocks: 3 vs. Wake Forest (12/30/17)
Steals: 2 vs. Tennessee Tech (11/16/18)

#22 – WALKER MILLER

Points: 4 vs. Virginia Tech (1/21/19), at Gonzaga (12/18/19)
Field Goals: 2 vs. Virginia Tech (1/21/19)
Free Throws: 2 at Gonzaga (12/18/19), vs. UNLV (11/30/20)
Rebounds: 4 at Wake Forest (2/11/20)
Assists: 1 several times

#24 – KERWIN WALTON

Points: 13 vs. Kentucky (12/19/20)
Field Goals: 4 vs. Notre Dame (1/2/21)
Three-Pointers: 4 vs. Notre Dame (1/2/21)
Free Throws: 4 vs. Kentucky (12/19/20)
Offensive Rebounds: 1 several times
Rebounds: 2 several times
Assists: 4 at Georgia Tech (12/30/20)
Turnovers: 2 vs. Stanford (12/1/20), vs. Kentucky (12/19/20)
Blocks:
Steals: 2 at Iowa (12/8/20)

#25 – CREIGHTON LEBO

Points:
Rebounds: 1 vs. Charleston (11/25/20)
Assists:

#30 – K.J. SMITH

(set while playing at Pacific in 2016-17 unless noted)
Points: 17 at Cal State Fullerton (12/3/16)
Field Goals: 5 at Cal State Fullerton (12/3/16), vs. Pacific Union (12/23/16)
Three-Pointers: 2 vs. Pacific Union (12/23/16)
Free Throws: 6 at Cal State Fullerton (12/3/16)
Rebounds: UNC– 4 at NC State (1/27/20)
Assists: 4 at Cal State Fullerton (12/3/16); UNC– 4 vs. Wofford (12/15/19)
Turnovers: 2 at Cal State Fullerton (12/3/16), vs. Pacific Union (12/23/16); UNC– 2 vs. Wofford (12/15/19), at Gonzaga (12/18/19)
Blocks: 2 at Loyola Marymount (1/26/17)
Steals: 3 vs. Pacific Union (12/23/16)

#34 – DUWE FARRIS

Points:
Rebounds: 1 vs. UNLV (11/30/20)
Assists:

#35 – RYAN McADOO

Points: FGCU– 2 vs. North Florida and at Stetson
Rebounds: 1 several times
Assists: UNC– 1 vs. Miami (1/25/20)

2020-21 HIGHS AND LOWS



CAROLINA	High	Low
Field Goals	31 at Iowa, at NC State	23 vs. NC Central
Field Goal Attempts	71 vs. College of Charleston	50 vs. NC Central
FG Percentage	.477 at Iowa (31x65)	.348 vs. Notre Dame (24x69)
FG Percentage in a Half	.545, 2nd half at Iowa (18x33)	.313, 1st half vs. Notre Dame (10x32)
3-Point Field Goals	8 at Georgia Tech, vs. Notre Dame	1 vs. Texas
3-Point Attempts	23 vs. Notre Dame	9 vs. Texas
3-Point Percentage (min. 10 att.)	.400 at Iowa (6x15), at Georgia Tech (8x20)	.133 vs. NC Central (2x15)
Free Throws Made	25 vs. NC Central	9 at Georgia Tech
Free Throw Attempts	32 vs. UNLV, Texas	14 at Georgia Tech, vs. Notre Dame
FT Pct. (min. 10 att.)	.806 vs. NC Central (25x31)	.563 vs. Texas (18x32)
Offensive Rebounds	22 vs. Notre Dame	10 at Georgia Tech
Defensive Rebounds	35 vs. UNLV	23 vs. Kentucky
Total Rebounds	54 vs. UNLV	37 vs. NC Central, at Georgia Tech
Rebound Margin	23 vs. Notre Dame (49-26)	-4 vs. Kentucky (38-42)
Assists	22 at Iowa	6 vs. Texas
Turnovers	24 vs. Stanford	9 vs. College of Charleston, Notre Dame
Blocked Shots	9 vs. College of Charleston	2 at Iowa, at Georgia Tech
Steals	10 vs. College of Charleston	2 vs. Texas, Kentucky, Notre Dame
Points	80 at Iowa	66 vs. Notre Dame
Points in a Half	49, 2nd half at Iowa	28, 1st half vs. Texas
Scoring Margin	+27 vs. UNLV (78-51)	-13 at Iowa (80-93)
OPPONENTS	High	Low
Field Goals	34 at Iowa	18 by UNLV
Field Goal Attempts	76 at Iowa	51 by Stanford, at Georgia Tech
FG Percentage	.529 at Georgia Tech (27x51)	.290 by UNLV (18x62)
FG Percentage in a Half	.615, 2nd half at Georgia Tech (16x26)	.167, 2nd half by UNLV (6x36)
3-Point Field Goals	17 at Iowa	3 by Kentucky
3-Point Attempts	40 at Iowa	13 by Kentucky
3-Point Percentage (min. 10 attempts)	.471 at NC State (8x17)	.216 by UNLV (8x37)
Free Throws Made	18 by Stanford, Kentucky	2 by Notre Dame
Free Throw Attempts	30 by Kentucky	6 by Notre Dame
FT Pct. (min. 10 att.)	.750 by Stanford (18x24)	.400 by College of Charleston (4x10)
Offensive Rebounds	14 by UNLV, at Iowa, Kentucky	2 at Georgia Tech
Defensive Rebounds	28 by Kentucky	17 by Stanford
Total Rebounds	42 by Kentucky	23 by Stanford
Assists	22 at Iowa	7 by UNLV
Turnovers	17 by UNLV	10 by Notre Dame
Blocked Shots	7 by Stanford	1 by NC Central
Steals	14 by Stanford	5 by College of Charleston, Kentucky
Points	93 at Iowa	51 by UNLV
Points in a Half	50, 2nd half at Iowa	21, 2nd half by UNLV
INDIVIDUAL BESTS	NORTH CAROLINA	OPPONENTS
Points	25 by Day'Ron Sharpe vs. Notre Dame	25 by Nate Laszewski, Notre Dame
Field Goals	9 by Day'Ron Sharpe vs. Notre Dame	9 by Matt Coleman III, Texas
		9 by C.J. Keyser, NC Central
		9 by Nate Laszewski, Notre Dame
Field Goal Attempts	19 by Day'Ron Sharpe vs. Notre Dame	20 by Luke Garza, Iowa
Field Goal Percentage (min. 10 att.)	.636 by Garrison Brooks at Iowa (7x11)	.800 by Jose Alvarado at Georgia Tech (8x10)
3-Point Field Goals	4 by Kerwin Walton vs. Notre Dame	7 by Jordan Bohannon, Iowa
		7 by Nate Laszewski, Notre Dame
3-Field Goal Attempts	8 by Kerwin Walton vs. Notre Dame	16 by Jordan Bohannon, Iowa
3-Point Field Goal Pct (min. 5 made)		.714 by CJ Fredrick, Iowa (5x7)
		.714 by Joe Wieskamp, Iowa (5x7)
Free Throws Made	8 by Caleb Love vs. College of Charleston	6 by Devin Askew, Kentucky
Free Throw Attempts	10 by Armando Bacot vs. NC Central	8 by several players
Free Throw Percentage (min. 5 made)	1.000 (8x8) by Caleb Love vs. College of Charleston	1.000 by Daejon Davis, Stanford (5x5)
Offensive Rebounds	8 by Day'Ron Sharpe vs. Notre Dame	7 by Luke Garza, Iowa
Defensive Rebounds	9 by Garrison Brooks vs. College of Charleston	9 by Nate Laszewski, Notre Dame
Total Rebounds	12 by Armando Bacot vs. Texas	14 by Luke Garza, Iowa
Assists	8 by RJ Davis at Iowa	7 by Jose Alvarado at Georgia Tech
Turnovers	6 by Caleb Love vs. NC Central	5 by Andrew Jones, Texas
Blocked Shots	4 by Day'Ron Sharpe vs. Stanford	5 by Manny Bates at NC State
Steals	4 by Andrew Platek vs. College of Charleston	4 by several players
Minutes Played	36:03 by Caleb Love vs. Stanford	39:06 by Moses Wright at Georgia Tech

HIGHS/LOWS IN THE WILLIAMS ERA



CAROLINA	HIGH	LOW
Field Goals	48 vs. Chaminade, 11/24/08	15 vs. Michigan State, 11/26/17
Field Goal Attempts	90 vs. Wake Forest, 12/20/03	45 at NC State, 2/29/04; Wisconsin 11/30/11
FG Percentage	.709 (39x55) vs. Old Dominion, 11/23/07	.246 (15x61) vs. Michigan State, 11/26/17
FG Percentage in a Half	.781, 2nd half (25x32) at NC State, 2/10/18	.200 (5x25) 2nd half at Georgia Tech, 1/16/11
3-Point Field Goals	16 vs. Maryland, 2/3/09; vs. Western Carolina, 12/6/17; 16 vs. Virginia Tech, 1/21/19; at Wake Forest, 2/16/19	1 on 23 occasions (last: vs. Texas, 12/2/20)
3-Point Attempts	34 vs. Virginia Tech, 1/21/19	4 vs. Gardner-Webb, 11/23/09
3-Point Percentage	.733 (11x15) vs. Wake Forest, 2/22/14 (min. 10 made) .727 (16x22) vs. Western Carolina, 12/6/17 (min. 20 attempts)	.056 (1x18) vs. Michigan State, 11/26/17
Free Throws Made	37 vs. Clemson, 3/11/05*	2 vs. Clemson, 3/2/04
Free Throw Attempts	50 vs. Maryland, 2/15/04	4 vs. Clemson, 3/2/04; vs. George Mason, 3/19/06^
FT Pct. (min. 10 att.)	1.000 (13x13) vs. Duke, 3/7/15	.273 (3x11) at Wake Forest, 2/16/19
Offensive Rebounds	31 vs. Nicholls, 12/19/11	1 vs. Pitt, 2/14/16
Defensive Rebounds	42 vs. Oregon, 11/25/08; vs. LIU, 3/18/11^	13 vs. Duke, 3/9/13
Total Rebounds	72 vs. Nicholls, 12/19/11	20 at Duke, 3/8/14
Rebound Margin	+38 vs. Gardner-Webb, 11/19/06	-19 (41-60) vs. Texas, 12/19/09
Assists	32 vs. Tennessee State, 11/22/11 32 vs. Miami, 1/25/20	5 at Maryland, 2/21/09
Turnovers	26 vs. Tennessee, 11/9/09; vs. FIU, 11/9/09; at Clemson, 1/13/10	2 vs. Duke, 2/8/2018
Blocked Shots	15 at Duke, 3/8/08; vs. Northern Kentucky, 12/27/13	0 on 16 occasions (last: vs. Iona, 3/22/19^)
Steals	20 vs. UNC Asheville, 12/28/05	0 vs. Syracuse, 3/11/20*
Points	116 vs. UNC Asheville, 11/30/08; at Elon 11/09/18	43 at Virginia, 2/27/17
Points in a Half	68, 2nd half vs. George Mason, 12/7/03	18, 1st half vs. Butler, 11/20/12; 1st half vs. NC State, 2/24/15 18, 1st half at Virginia, 12/8/19
Scoring Margin	+68 (116-48) vs. UNC Asheville, 11/30/08	-33 (57-90) at Florida State, 1/14/12
OPPONENTS	HIGH	LOW
Field Goals	46 by Wake Forest, 12/20/03	14 by Virginia Tech, 2/16/08; by NC Central, 11/11/09; by Boston College, 2/19/11
Field Goal Attempts	90 by Wake Forest, 12/20/03	39 by Air Force, 3/18/04^
FG Percentage	.649 (37x57) at Pitt, 2/14/15	.255 (14x55) by NC Central, 11/11/09
FG Percentage in a Half	.765 (13x17), 2nd half at NC State, 2/3/07	.161 (5x31), 2nd half at Elon, 11/09/18
3-Point Field Goals	17 by Auburn, 3/29/19^; at Iowa, 12/8/20	1 seven times (last: at Georgia Tech, 3/3/15)
3-Point Attempts	43 by William and Mary, 3/16/10~	9 at Maryland, 1/14/04; by NC Central, 11/11/09
3-Point Percentage	.846 (11x13) at Clemson, 1/31/04	.043 (1x23) at Arizona, 1/27/07
Free Throws Made	33 by Duke, 3/10/17*	0 by Winthrop, 11/15/06
Free Throw Attempts	44 at Louisville, 1/31/15	1 by Winthrop, 11/15/06
FT Pct. min. 10 att.	1.000 (32x32) at Wake Forest, 1/15/05	.263 (5x19) at Clemson, 1/17/07
Offensive Rebounds	29 by Texas, 12/19/09; by Butler, 11/26/14	1 at Gonzaga, 12/18/19; by Yale, 12/30/19
Defensive Rebounds	38 by Michigan State, 11/26/17	10 by Eastern Kentucky, 3/15/07; by Notre Dame, 3/27/16^
Total Rebounds	60 by Texas, 12/19/09	15 by Notre Dame, 3/27/16^
Assists	30 at Pitt, 2/14/15	5 six times (last: by Oklahoma State, 11/22/16)
Turnovers	32 by South Carolina State, 11/20/07	2 at Notre Dame, 2/6/16
Blocked Shots	16 at Connecticut, 2/13/05	0 several times (last: at Boston College, 2/6/16)
Steals	20 at Clemson, 1/17/07	1 four times (last: by UNCG, 12/28/15)
Points	119 by Wake Forest, 12/20/03	41 by Virginia, 2/18/17
Points in a Half	61, 2nd half by East Carolina, 12/15/12	12, 1st half by East Tennessee State, 12/8/12
INDIVIDUAL HIGHS	NORTH CAROLINA	OPPONENTS
Points	40 by Tyler Hansbrough vs. Georgia Tech, 2/15/06 40 by Harrison Barnes vs. Clemson, 3/12/11*	47 by Malik Monk, Kentucky, 12/17/16
Field Goals	15 by Luke Maye at NC State, 2/10/18	18 by Malik Monk, Kentucky, 12/17/16
Field Goal Attempts	24 by Luke Maye at Duke, 2/20/19 24 by Cole Anthony vs. Notre Dame, 11/6/19 24 by Cole Anthony at UNCW, 11/8/19	28 by Grayson Allen at Duke, 3/5/16 28 by Malik Monk, Kentucky, 12/17/16
Field Goal Percentage (min. 10 att.)	.917 (11x12) by Kennedy Meeks at Florida State, 2/17/14 .917 (11x12) by Brice Johnson vs. UCLA, 12/19/15	.909 (10x11) by Randolph Morris, Kentucky, 12/2/06
3-Point Field Goals	8 by Rashad McCants vs. Clemson, 3/2/04	10 by Kyle McAlarney, Notre Dame, 11/26/08
3-Field Goal Attempts	14 by Rashad McCants at Florida State, 1/22/04	18 by Kyle McAlarney, Notre Dame, 11/26/08
3-Point Field Goal Pct (min. 5 made)	1.000 (5x5) by Marcus Paige at NC State, 1/14/15 1.000 (5x5) by Joel Berry II vs. Duke, 3/4/17	1.000 (7x7) by Allerik Freeman, NC State, 1/27/18
Free Throws Made	20 by Tyler Zeller vs. Maryland, 2/29/12	17 by Zabian Dowdell, Virginia Tech, 2/13/07
Free Throw Attempts	23 by Tyler Zeller vs. Maryland, 2/29/12	19 by Zabian Dowdell, Virginia Tech, 2/13/07
Free Throw Percentage (min. 10 made)	1.000 (14x14) by Tyler Hansbrough vs. NC State, 1/7/06 1.000 (14x14) by Cole Anthony vs. Boston College, 2/1/20	1.000 (12x12) by Sean Singletary, Virginia, 3/10/06* 1.000 (12x12) by Tyus Jones, Duke, 3/7/15 1.000 (12x12) by Tyler Dorsey, Oregon, 4/1/17^
Offensive Rebounds	12 by Sean May vs. Duke, 3/6/05 12 by Brice Johnson at Duke, 3/5/16	12 by Dexter Pittman, Texas, 12/19/09
Defensive Rebounds	17 by Tyler Hansbrough at Florida State, 2/3/08	16 by John Mooney, Notre Dame, 1/15/19
Total Rebounds	24 by Sean May vs. Duke, 3/6/05	21 by Talib Zanna, Pittsburgh, 3/14/14*
Assists	18 by Raymond Felton vs. George Mason, 12/7/04	13 by Luke Loucks, Florida State, 3/11/12*
Turnovers	8 by Raymond Felton vs. Georgia Tech 1/12/05; at Duke 2/9/05 8 by Sean May vs. Virginia 2/16/05 8 by Tyler Hansbrough at Maryland 2/2/06 8 by Larry Drew II at Georgia Tech 2/16/10 8 by Marcus Paige at Maryland, 3/6/13	10 by Evan Turner, Ohio State, 11/19/09
Blocked Shots	9 by John Henson vs. Michigan State, 11/11/11	6 seven times (last: by BeeJay Anya, NC State, 2/24/15)
Steals	8 by Tyler Hansbrough vs. UNC Asheville 12/28/05 8 by Ty Lawson vs. Michigan State 4/6/09	8 by Ashton Hagans, Kentucky, 12/22/18
Minutes Played	50 by Jawad Williams vs. Wake Forest 12/20/03 (3 OT)	49 by Jamaal Levy, Wake Forest, 12/20/03 (3 OT)

* ACC Tournament, ^ NCAA Tournament, ~ NIT

2020-21 MISCELLANEOUS STATS



Games as UNC's Leading Scorer

	Season/Career
Garrison Brooks	2/16
Armando Bacot	4/7
Caleb Love	2/2
RJ Davis	1/1
Day'Ron Sharpe	1/1

Games as UNC's Leading Rebounder

	Season/Career
Garrison Brooks	4/26
Armando Bacot	4/19
Leaky Black	1/3
Day'Ron Sharpe	3/3
Sterling Manley	-/3

Games as UNC's Leader in Assists

	Season/Career
Leaky Black	1/9
Garrison Brooks	1/8
Caleb Love	6/6
Armando Bacot	-/4
Andrew Platek	-/3
RJ Davis	2/2
Day'Ron Sharpe	1/1
Kerwin Walton	1/1

Triple-Double

Season/Career

Double-Doubles

	Season/Career
Armando Bacot	2/13
Garrison Brooks	-/12
Day'Ron Sharpe	2/2
Sterling Manley	-/1

Double-Figure Scoring Games

	Season/Career
Garrison Brooks	6/49
Armando Bacot	8/24
RJ Davis	6/6
Caleb Love	6/6
Leaky Black	2/6
Sterling Manley	-/6
Andrew Platek	3/5
Day'Ron Sharpe	4/4
Kerwin Walton	2/2
Anthony Harris	-/1

30-Point Games

Garrison Brooks	-/2
-----------------	-----

20-Point Games

	Season/Career
Garrison Brooks	-/13
Armando Bacot	-/3
Day'Ron Sharpe	1/1

10-Rebound Games

	Season/Career
Armando Bacot	4/18
Garrison Brooks	2/16
Day'Ron Sharpe	3/3
Leaky Black	2/3
Sterling Manley	-/3

Carolina's Largest Win: 27 vs. UNLV (78-51)

Carolina's Largest Loss: 13 at Iowa (80-93)

Carolina's Largest Lead in a Win: 33 vs. UNLV (led 72-39, won 78-51)

Carolina's Largest Lead in a Loss: 11 at Georgia Tech (led 26-15, lost 67-72)

Carolina's Largest Deficit: 17 at NC State (trailed 29-46, lost 76-79)

Carolina's Largest Deficit Overcome to Win: 13 vs. UNLV (trailed 0-13 and 3-16, won 78-51)

Carolina's Largest Halftime Lead: 7 vs. College of Charleston (led 39-32, won 79-60); vs. UNLV (led 37-30, won 78-51)

Carolina's Largest Halftime Deficit: 12 vs. Texas (trailed 28-40, lost 67-69), 12 at Iowa (trailed 31-43, lost 80-93)

Carolina's Largest Halftime Deficit Overcome to Win: 4 vs. Stanford (trailed 29-33, won 67-63) and 4 vs. Kentucky (trailed 34-38, won 75-63)

Carolina's Largest Halftime Lead in a Loss: 6 at Georgia Tech (led 35-29, lost 67-72)

POINTS PER POSSESSION

Opponent	FIRST HALF			SECOND HALF			TOTALS		
	Pts	Poss	PPP	Pts	Poss	PPP	Pts	Poss	PPP
UNC	39	40	.98	40	51	.78	79	91	.87
Coll. of Charleston	32	40	.80	28	39	.72	60	79	.76
UNC	37	44	.84	41	47	.87	78	91	.86
vs. UNLV	30	38	.79	21	48	.44	51	86	.59
UNC	29	43	.67	38	44	.86	67	87	.77
vs. Stanford	33	34	.97	30	42	.71	63	76	.83
UNC	28	45	.62	39	44	.89	67	89	.75
vs. Texas	40	39	1.03	29	38	.76	69	77	.90
UNC	31	43	.72	49	50	.98	80	93	.86
at Iowa	43	41	1.05	50	51	.98	93	92	1.01
UNC	30	40	.75	43	42	1.02	73	82	.89
NC Central	28	35	.80	39	42	.93	67	77	.87
UNC	34	38	.90	41	46	.89	75	84	.89
vs. Kentucky	38	42	.90	25	41	.61	63	83	.76
UNC	42	45	.93	34	50	.68	76	95	.80
at NC State	49	45	1.09	30	42	.71	79	87	.91
UNC	35	40	.88	32	40	.80	67	80	.84
at Georgia Tech	29	36	.81	43	36	1.20	72	72	1.00
UNC	29	41	.71	37	42	.88	66	83	.80
Notre Dame	30	35	.86	35	32	1.09	65	67	.97
UNC									
at Miami									
UNC									
Clemson									
UNC									
at Florida State									
UNC									
Wake Forest									
UNC									
NC State									
UNC									
at Pittsburgh									
UNC									
Notre Dame									
UNC									
at Clemson									
UNC									
at Duke									
UNC									
Miami									
UNC									
at Virginia									
UNC									
Virginia Tech									
UNC									
Louisville									
UNC									
at Boston College									
UNC									
Florida State									
UNC									
at Syracuse									
UNC									
Duke									

UNC POINTS PER POSSESSION

High/Game: .89 vs. NC Central and Kentucky

Low/Game: .75 vs. Texas

High/Half: 1.02, 2nd half vs. NC Central

Low/Half: .67, 1st half vs. Stanford

Most Possessions: 95 at NC State

Fewest Possessions: 80 at Georgia Tech

OPPONENTS POINTS PER POSSESSION

High/Game: 1.01 at Iowa

Low/Game: .59 by UNLV

High/Half: 1.20, 2nd half at Georgia Tech

Low/Half: .44, 2nd half by UNLV

Most Possessions: 92 at Iowa

Fewest Possessions: 67 by Notre Dame

UNC DEFINITION OF POSSESSIONS

Field goal attempts (two-pointers and three-pointers)

+ trips to free throw line for 1&1 or two-shot/three-shot opportunities (note: trips, not number of shot attempts)

+ turnovers

= total possessions

2020-21 PLUS/MINUS



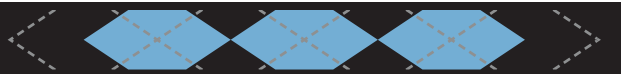
Game	#0 Harris	#1 Black	#2 Love	#3 Platek	#4 Davis	#5 Bacot	#11 Sharpe	#13 Kessler	#14 Johnson	#15 Brooks
College of Charleston	DNP	+3	+15	+27	-4	Even	+18	+8	+3	+8
vs. UNLV	DNP	+26	+21	+12	+14	+21	+16	+13	+1	+13
vs. Stanford	DNP	-3	+5	+7	+5	+8	+14	-16	+2	Even
vs. Texas	DNP	-3	-3	-11	+13	+8	-5	+1	+1	-8
at Iowa	DNP	-17	-17	-6	-10	-2	-4	-5	-1	-4
NC Central	DNP	-1	+15	+9	-1	+10	+9	-4	-3	-3
vs. Kentucky	DNP	+12	+16	+11	-9	+8	-1	+1	-4	+12
at NC State	DNP	-9	+3	+4	+2	+14	-16	+4	-3	-7
at Georgia Tech	DNP	-1	-12	-9	+9	+4	Even	-2	-3	-12
Notre Dame	DNP	+2	-6	-6	+10	+3	Even	-1	-1	Even
Totals		+9	+37	+38	+29	+74	+31	-1	-8	-1

at Miami
Clemson
at Florida State
Wake Forest
NC State
at Pittsburgh
Notre Dame
at Clemson
at Duke
Miami
at Virginia
Virginia Tech
Louisville
at Boston College
Florida State
at Syracuse
Duke

Game	#21 Manley	#22 Miller	#24 Walton	#25 Lebo	#30 Smith	#34 Farris	#35 McAdoo
College of Charleston	DNP	+3	+8	+1	+3	+1	+1
vs. UNLV	DNP	-6	+16	-3	-2	-3	-4
vs. Stanford	DNP	DNP	-2	DNP	DNP	DNP	DNP
vs. Texas	DNP	DNP	+1	DNP	-4	DNP	DNP
at Iowa	DNP	DNP	+1	DNP	DNP	DNP	DNP
NC Central	DNP	DNP	-1	DNP	DNP	DNP	DNP
vs. Kentucky	DNP	DNP	+14	Even	Even	DNP	Even
at NC State	DNP	DNP	-7	DNP	DNP	DNP	DNP
at Georgia Tech	DNP	DNP	+1	DNP	DNP	DNP	DNP
Notre Dame	DNP	DNP	+4	DNP	DNP	DNP	DNP
Totals		-3	+35	-2	-3	-2	-3

at Miami
Clemson
at Florida State
Wake Forest
NC State
at Pittsburgh
Notre Dame
at Clemson
at Duke
Miami
at Virginia
Virginia Tech
Louisville
at Boston College
Florida State
at Syracuse
Duke

2020-21 MISC. STATS, LINEUPS



GAME	UNC Leading Scorer	UNC Leading Rebounder	UNC Leader in Assists	2nd Chance Points	Pts Off Turnovers	Fastbreak Points	Points in the Paint	Bench Points
College of Charleston	Love 17	Brooks 11	Love 4	30-10	21-11	6-8	38-28	29-14
vs. UNLV	Davis 16	Black 10	Love 4	21-9	21-13	11-10	32-18	25-12
vs. Stanford	Love 16	Brooks 9	Sharpe 4	18-7	16-22	10-9	32-30	10-7
vs. Texas	Brooks 18	Bacot 12	Davis 3	25-13	10-15	9-17	36-22	15-19
at Iowa	Brooks 17	Bacot 11	Davis 8	14-21	9-23	24-6	42-30	27-13
NC Central	Bacot 19	Bacot 11	Love 4	16-9	16-18	10-5	36-26	28-27
vs. Kentucky	Bacot 14	Sharpe 11	Love 6	18-16	10-6	7-9	38-32	30-20
at NC State	Bacot 16	Brooks, Sharpe 7	Black, Love 4	17-15	14-19	19-2	52-36	22-29
at Georgia Tech	Bacot 14	Brooks 11	Love, Walton 4	7-3	10-19	8-15	22-24	29-1
Notre Dame	Sharpe 25	Bacot, Sharpe 10	Brooks 4	18-5	14-9	2-10	24-24	12-7
Totals				184-108	141-155	106-91	352-270	227-149
Averages				18.4-10.8	14.1-15.5	10.6-9.1	35.2-27.0	22.7-14.9
at Miami								
Clemson								
at Florida State								
Wake Forest								
NC State								
at Pittsburgh								
Notre Dame								
at Clemson								
at Duke								
Miami								
at Virginia								
Virginia Tech								
Louisville								
at Boston College								
Florida State								
at Syracuse								
Duke								

GAME-BY-GAME STARTERS/DEFENSIVE PLAYERS OF THE GAME

Game	1	2	3	4	5	Record w/Lineup	Defensive Player of Game
College of Charleston	Love	Davis	Black	Brooks	Bacot	1-0	Platek (1/1)
vs. UNLV	Love	Davis	Black	Brooks	Bacot	2-0	Black (1/3)
vs. Stanford	Love	Davis	Black	Brooks	Bacot	3-0	Sharpe (1)
vs. Texas	Love	Davis	Black	Brooks	Bacot	3-1	none
at Iowa	Love	Davis	Black	Brooks	Bacot	3-2	Brooks (1/34)
NC Central	Love	Davis	Black	Brooks	Bacot	4-2	Black (2/4)
vs. Kentucky	Love	Davis	Black	Brooks	Bacot	5-2	Brooks (2/35)
at NC State	Love	Davis	Black	Brooks (8/91)	Bacot	5-3	Sharpe (2)
at Georgia Tech	Davis (9)	Platek (1/10)	Walton	Sharpe	Bacot	0-1	Sharpe (3)
Notre Dame	Love (9)	Walton (2)	Black (9/40)	Sharpe (2)	Bacot (10/42)	1-0	Sharpe (4)
at Miami							
Clemson							
at Florida State							
Wake Forest							
NC State							
at Pittsburgh							
Notre Dame							
at Clemson							
at Duke							
Miami							
at Virginia							
Virginia Tech							
Louisville							
at Boston College							
Florida State							
at Syracuse							
Duke							

number of season/career starts in parentheses

number of defensive player of the game awards this season and career in parentheses

LAST TIME IT HAPPENED...UNC



Won by 1 point: 66-65 over Notre Dame, 1/2/21
Won by 30 on the road: 38- UNC 95, Wake Forest 57, 2/16/19
Won by 40 on the road: 49- UNC 116, Elon 67, 11/9/18
Won by 30 at a neutral site: ^39-UNC 103, Texas Southern 64, 3/17/17, Greenville, S.C.
Won by 40 at a neutral site: 43- UNC 104, Chaminade 61, 11/21/16 in Maui
Won by 50: 50- UNC 108, Tennessee Tech 58, 11/16/18
Won by more than 50: 51- UNC 107, NC State 56, 1/8/17
Won by 60: 68- UNC 116, UNC Asheville 48, 11/30/08
Lost by 25 or more: *28- Syracuse 81, UNC 53, 3/11/20 in Greensboro
Lost by 25 at home: 25- Ohio State, UNC 49, 12/4/19
Lost by more than 25 at home: 29- Duke 87, UNC 58, 1/31/02
Lost by 30: 33- Florida State 90, UNC 57, 1/14/12
Lost by 30 at home: 35- Duke 104, UNC 69, 2/29/64
Played overtime: lost to Duke, 96-98, 2/8/20
Played 2 OT: lost at Virginia Tech, 77-79, 1/22/20
Played 3 OT: lost to Wake Forest, 114-119, 12/20/03
Played 4 OT: won at Tulane, 113-106, 2/14/76
Played as the No. 1 team in AP poll: lost at Northern Iowa, 67-71, 11/21/15
Beat AP No. 1: at Duke, 88-72, 2/20/19
Lost to AP No. 1: *vs. Virginia, 63-71, 3/10/18 in Brooklyn
Beat AP Top-10 opponent by 20 points: beat No. 10 Virginia Tech, 103-82, 1/21/19
Lost to unranked opponent as Top-5 AP-ranked team: No. 5 UNC lost to Wofford, 75-79, 12/20/17
Lost to unranked opponent as Top-10 AP-ranked team: No. 6 UNC lost to Michigan, 64-73, 11/28/19 in The Bahamas

CAROLINA SCORING

20 in 7 consecutive games: Garrison Brooks, 2019-20
20 in 9 consecutive games: Tyler Hansbrough, 2008-09
30: Garrison Brooks vs. NC State, 2/25/20
35: Garrison Brooks vs. Georgia Tech, 1/4/20
Consecutive games with 30: Antawn Jamison (35 vs. Duke, 2/5/98; 31 at Georgia Tech, 2/8/98)
30/consecutive games by different players: 31 by Luke Maye vs. NC State, 2/5/19; 33 by Coby White vs. Miami, 2/9/19
More than 35: Brice Johnson (39) at Florida State, 1/4/16
40: Harrison Barnes (40) vs. Clemson, 3/12/11 in Greensboro
20/1st half: 20 by Coby White vs. Texas, 11/22/18 in Las Vegas
20/2nd half: 20 by Cole Anthony vs. Boston College, 2/1/20
25/half: Joel Berry II (25) 2nd half vs. Miami, 2/27/18
More than 25/half: Luke Maye (27 in 2nd half) at NC State, 2/10/18
25 after halftime: Coby White (25- 23 in 2nd, 2 in OT) vs. Miami, 2/9/19
30 after halftime: Marcus Paige (31- 21 in 2nd, 10 in OT) at NC State, 2/26/14
10 or more in OT: 11 by Marcus Paige at NC State, 2/26/14
25/four straight games: Garrison Brooks (30 vs. NC State, 2/25/20; 26 at Syracuse, 2/29/20; 25 vs. Wake Forest, 3/3/20; 26 at Duke, 3/7/20)
25/five or more straight games: 12 in a row by Charlie Scott, 1970
25/three consecutive road games: Garrison Brooks (28 at Virginia Tech, 1/22/20; 27 at NC State, 1/27/20; 26 at Duke 3/7/20)
Two players scored 25 in consecutive games: Garrison Brooks (26), Cole Anthony (25) at Syracuse, 2/29/20; Anthony (28), Brooks (25) vs. Wake Forest, 3/3/20
Three players scored 20: Joel Berry II (26), Isaiah Hicks (22), Justin Jackson (22) vs. Florida State, 1/14/17
Two players scored 30: Brice Johnson (39), Marcus Paige (30) at Florida State, 1/4/16
Players on both teams scored 30: 30 by Luke Maye, 33 by RJ Barrett at Duke, 2/20/19
Out-scored opponents in a half: Reggie Bullock (21-20 in 1st) vs. Maryland, 1/19/13
Scored UNC's first 14 points: Kenny Williams at Stanford, 11/20/17
Scored 20 in less than 10 minutes: Kenny Williams in first 9:03 at Stanford, 11/20/17
No starter in double figures: vs. Rutgers, 12/28/10
One player in double figures: Cole Anthony (18) at Louisville, 2/22/20
Zero bench points: vs. Virginia, 2/15/20
Six in double figures: vs. Tennessee Tech, 11/16/18
Eight in double figures: vs. Saint Francis, 1/2/11
Nine in double figures: Kevin Madden (17), Ranzino Smith (17), Warren Martin (15), Steve Bucknall (12), Joe Wolf (10), Steve Hale (10), Brad Daugherty (10), Jeff Lebo (10) & Kenny Smith (10) vs. Manhattan, 12/27/85, in Miami
UNC scored 100/road game: 116 at Elon, 11/9/18
UNC scored 100/ACC road game: 106 at Florida State, 1/4/16
UNC scored 100/consecutive ACC games: 114 vs. Wake Forest, 12/20/03 and 103 vs. Georgia Tech, 1/11/04
UNC scored 100/3 consecutive games: 107 vs. Cleveland State, 12/30/04; 105 vs. William & Mary, 1/2/05; 109 vs. Maryland, 1/8/05
UNC scored 100/loss: 100 vs. Kentucky, 12/17/16 in Las Vegas
UNC scored 100/loss, top 5 AP-ranked team: 103 vs. No. 4 Gonzaga, 12/15/18
UNC scored 100/loss, top 10 AP-ranked team: 103 vs. No. 10 Virginia Tech, 1/21/19
Both teams scored 100: Kentucky 103, UNC 100, 12/17/16 in Las Vegas
UNC scored 50/both halves: vs. NC State, 2/5/19 (56 and 57)
UNC scored 60/half: 63, 1st half at Elon, 11/9/18
UNC scored 65/half: 65, 2nd half at Florida State, 1/4/16
UNC scored 70/half: 77, 1st half vs. VMI, 12/17/94
UNC scored 50/half in a loss: 56 (2nd half) vs. Georgia Tech, 1/4/20
UNC scored less than 50/game: 47 at Virginia, 12/8/19

UNC scored less than 20/half: 18 (1st) at Virginia, 12/8/19
UNC scored less than 25/each half: 23 and 22 vs. Michigan State, 11/26/17 in Portland, Ore.
UNC scored less than 30/each half: 23 and 29 at Pittsburgh, 1/18/20
UNC scored less than 30/half in a win: 29 (1st) vs. Notre Dame, 1/2/21
UNC scored less than 20 in one half and 50 in the other: 18 (1st) and 53 (2nd) vs. Butler, 11/20/12, in Maui
UNC scored 25 straight: vs. NC State, 1/12/08
UNC scored more than 20 straight: 22 vs. NC State, 1/8/17
UNC scored 20 straight: vs. Virginia Tech, 1/21/19
UNC scored 15 or more to begin game: 18-0 at Wake Forest, 2/16/19
UNC scored 10 or more to end the game: *13-0 vs. Miami in Brooklyn, 3/8/18
UNC did not score a field goal in the last 5:00 in a win: none in last 6:47 in a 79-70 win vs. Duke, 3/9/19

CAROLINA FIELD GOAL SHOOTING

Made every FG att. (min. 10): Jeff McInnis, 10x10 vs. Cincinnati, 12/3/94, in Charlotte
Missed every FG att. (min. 10): Harrison Barnes, 0x12 vs. Minnesota, 11/19/10, in San Juan
Made 15 or more consecutive field goals: 16 by Brice Johnson vs. UCLA (11), 12/19/15 in Brooklyn, and Appalachian State (5), 12/21/15 (ties UNC record)
UNC shot 70 percent/half: 74.1 (20x27) at Wake Forest, 2/16/19
UNC shot 70 percent/both halves: 78.1 (25x32) and 80.0 (24x30) vs. Loyola Marymount, March 19, 1988 in Salt Lake City, Utah
UNC shot 75 percent/half: 78.1 (25x32) at NC State, 2/10/18
UNC shot 80 percent/half: 85.7 (24x28), 2nd vs. Old Dominion, 12/1/92
UNC shot 60 percent/both halves: 67.9 (19x28), 63.3 (19x30) vs. Tulane, 12/3/17
UNC shot 60 percent/game: 62.3 (38x61) at Wake Forest, 2/16/19
UNC shot 60 percent/consecutive games: 60.6 (43x71) vs. Mount St. Mary's, 3/21/08, and 67.7 (44x65) vs. Arkansas, 3/23/08, both in Raleigh
UNC shot 70 percent/game: 70.9 (39x55) vs. ODU, 11/23/07 in Las Vegas
UNC shot under 25 percent/half: 23.3 (7x30), 1st vs. Michigan State, 11/26/17 in Portland, Ore.
UNC shot under 30 percent/both halves: 28.6 (10x35) and 25.9 (7x27) vs. Ohio State, 12/4/19
UNC shot under 25 percent/game: 24.6 (15x61) vs. Michigan State, 11/26/17 in Portland, Ore.
UNC shot under 30 percent/game: 27.4 (17x62) vs. Ohio State, 12/4/19
UNC shot under 30 percent/half and won: 28.2 (11x39) 2nd half at Duke, 3/5/16
UNC shot under 35 percent/game and won: 34.8 (24x69) vs. Notre Dame, 1/2/21
UNC shot under 40 percent/both halves and won: 31.3 and 37.8 vs. Notre Dame, 1/2/21
UNC shot 50 percent/game or better and lost: 50.0 (25x50) vs. Virginia, 2/15/20
UNC shot 50 percent/both halves and lost: 55.2 (16x29) & 53.6 (15x28) vs. Miami, 2/27/18
UNC made nine or more attempts to begin a half: 9 vs. Portland, 11/23/17 in Portland, Ore. (second half)
UNC missed 10 or more attempts to begin a half: 15 vs. Georgia Tech, 1/4/20 (first field goal by Garrison Brooks with 6:50 to play in first half)
UNC missed 15 or more consecutive attempts: 17 at Florida State, 2/3/20
Both teams shot 60 percent in the second half: UNC (78.1, 25x32) and NC State (60.0, 21x35), 2/10/18 in Raleigh
UNC shot under 30 percent in the first half and over 60 in the second: at Clemson, 1/30/18 (29.4 in the first and 64.3 in the second)

CAROLINA THREE-POINTERS

Made 6 consecutive attempts: Cameron Johnson at Wake Forest, 2/16/19
Made 5/half: Cole Anthony (2nd half) at Syracuse, 2/29/20
Made 6/half: Coby White (2nd half) vs. Miami, 2/9/19
Two players made 6: Cameron Johnson and Coby White at Clemson, 3/2/19
Made 7: Cole Anthony at Syracuse, 2/29/20
Made 8: Rashad McCants vs. Clemson, 3/2/04
Made 6 or more/consecutive games: Coby White - 6 vs. Syracuse, 2/26/19; 6 at Clemson, 3/2/19
Eight players made a 3FG: at Wake Forest, 2/16/19
Shot 100 percent (min. 5 att.): Joel Berry II (5x5) vs. Duke, 3/4/17
UNC made 15: 16 at Wake Forest, 2/16/19
UNC attempted 30: 31 vs. Duke, 3/9/19
UNC did not make a three-pointer: 0 vs. Princeton, 12/13/97 (823 consecutive games with at least one three-pointer through Notre Dame)
No starter made a 3FG: vs. NC Central, 12/12/20 (Andrew Platak made two)
UNC shot 70 percent (min. 20 att.): 72.7 (16x22) vs. Western Carolina, 12/6/17
UNC shot 60 percent and lost: ^64.7 (11x17) vs. Villanova, 4/4/16 in Houston
UNC shot less than 10 percent: 6.3 (1x16) at Wake Forest, 2/11/20
Made more 3FGs than 2FGs: vs. Clemson, 1/16/18 (made 15 3FGs and 11 2FGs)
Attempted more 3FGs than 2FGs: at Clemson (attempted 33 3FGs, 0 2FGs), 3/2/19
Made less than five and won: 2 vs. NC Central, 12/12/20
Made 10 or more and lost: 11 vs. Texas, 11/22/18 in Las Vegas

CAROLINA FREE THROWS

Made 15 or more: 17 by Garrison Brooks vs. Georgia Tech, 1/4/20 (18 attempts)
Made 20 or more: 20 by Tyler Zeller vs. Maryland, 2/29/12 (23 attempts)
Attempted 20 or more: 23 by Tyler Zeller vs. Maryland, 2/29/12
10 for 10 or better: 14x14 by Cole Anthony vs. Boston College, 2/1/20

Made 30 or more in a row: 31 by Marcus Paige, 2013-14
Missed every attempt (min. 5): Garrison Brooks (0x5) vs. Duke, 2/8/20
Missed every attempt (more than 5): Garrison Brooks (0x7) vs. Boston College, 2/1/20
UNC shot 100 percent (min. 10 att.): vs. Wisconsin, 11/23/16 in Maui (12x12)
UNC shot 90 percent (min. 20 att.): 95.2 vs. Oregon, 11/29/19 in The Bahamas (20x21)
UNC shot 90 percent (min. 30 att.): 91.9 vs. Syracuse, 2/26/19 (34x37)
UNC shot under 50 percent: 47.6 (10x21) at Pittsburgh, 1/18/20
UNC shot under 30 percent: 27.3 (3x11) at Wake Forest, 2/16/19
UNC made 30 or more: 34 (attempted 37) vs. Syracuse, 2/26/19
UNC made 40 or more: 41 (attempted 59) vs. Clemson, 1/28/98
UNC made less than five: 4 vs. Miami, 1/25/20
UNC missed 20 or more: 23 (24x47) vs. Texas, 12/18/13
UNC missed 25 or more: 26 (22x48) vs. Belmont, 11/17/13
UNC attempted 50: 50 (made 36) vs. Maryland, 2/15/04
UNC attempted less than five: ^4 vs. George Mason, 3/19/06, in Dayton, Ohio
Made more free throws than field goals: vs. NC Central, 12/12/20 (25 FT, 23 FG)
Did not attempt a free throw in a half: 1st half vs. Virginia Tech, 1/18/15
Did not make a free throw in a half: 1st half at Wake Forest, 2/16/19 (0 for 1)
No starter made a free throw: at Wake Forest, 2/16/19

CAROLINA REBOUNDS

10 or more by a guard: 11 by Cole Anthony vs. Duke, 2/8/20
10 or more in consecutive games by a guard: Cole Anthony (11 vs. Notre Dame, 11/6/19; 10 at UNCW, 11/8/19)
15 or more/consecutive games: Luke Maye (20 at BC, 3/5/19; 16 vs. Duke, 3/9/19)
16: Armando Bacot vs. Virginia, 2/15/20
20: Luke Maye at Boston College, 3/5/19
More than 20: 21 by Brice Johnson at Duke, 3/5/16
30: Rusty Clark vs. Maryland, 2/21/68
10 offensive: Kennedy Meeks at Clemson, 1/3/17
10 or more in a half: 11 (first half) by Garrison Brooks at Syracuse, 2/29/20
10 or more in both halves: 10 in both halves by Luke Maye at Boston College, 3/5/19
Three players in double-figures: Garrison Brooks (12), Justin Pierce (12), Cole Anthony (10) at UNCW, 11/8/19
10 or more in 15 straight games: John Henson, 2011
UNC had 70 rebounds: 72 vs. Nicholls, 12/19/11
UNC had 30 offensive rebounds: 31 vs. Nicholls, 12/19/11
UNC had less than five offensive rebounds: 1 vs. Pitt, 2/14/16
UNC scored 30 second-chance points: 30 vs. Charleston, 11/25/20
UNC scored 35 or more second-chance points: 36 vs. Nicholls, 12/19/11
UNC scored one second-chance point: 1 at Georgia Tech, 1/29/19
UNC scored less than five second-chance points: 2 at Virginia Tech, 1/22/20
UNC had a rebound margin of 30 or more: +31, 56-25 vs. Elon, 11/20/19
UNC had a rebound margin of 35 or more: +35, 58-23 vs. Boston College, 1/9/18

CAROLINA DOUBLE-DOUBLES

Points & rebounds/consecutive games by a point guard: Cole Anthony (34/11 vs. Notre Dame, 11/6/19; 20/10 at UNCW, 11/8/19)
First game in career: Day/Ron Sharpe (13 pts/10 reb) vs. Charleston, 11/25/20
In a half: Garrison Brooks (11/11) in first half at Syracuse, 2/29/20
Both halves: Brice Johnson at Florida State, 1/4/16 (11/11 in 1st, 28/12 in 2nd)
Three in a game: Cole Anthony (20/10), Garrison Brooks (18/12), Justin Pierce (18/12) at UNCW, 11/8/19 (all points/rebounds)
Three in an ACC game: Cameron Johnson (15/11), Luke Maye (21/11) and Kenny Williams (15/10) at NC State, 1/8/19 (all points/rebounds)
Four in a game: Larry Miller (29 pts/10 reb), Charlie Scott (18 pts/14 reb), Rusty Clark (13 pts/13 reb), Bill Bunting (10 pts/11 reb) vs. Clemson, 2/16/68 in Charlotte
Points & rebounds/in 6 consecutive games: Garrison Brooks vs. Yale, Georgia Tech, Pittsburgh, Clemson, Pittsburgh and Virginia Tech, 2020
Points & rebounds/in 9 consecutive games: John Henson vs. Maryland, at Florida State, Duke, Miami, Clemson, Duke, LIU, Washington and Marquette, 2011
40 points/20 rebounds: Billy Cunningham (48/25) vs. Tulane, 12/10/64
35 points/10 rebounds: Garrison Brooks (35/11) vs. Georgia Tech, 1/4/20
30 points/20 rebounds: Brice Johnson (39/23) at Florida State, 1/4/16
30 points/15 rebounds: Luke Maye (30/15) at Duke, 2/20/19
30 points/10 rebounds: Garrison Brooks (35/11) vs. Georgia Tech, 1/4/20
20 points/20 rebounds: Brice Johnson (39/23) at Florida State, 1/4/16
20 points/10 rebounds/5 blocks: Armando Bacot vs. Oregon, 11/29/19 in The Bahamas (23/12/6)
15 points/20 rebounds/5 assists: Luke Maye at Boston College, 3/5/19 (17/20/5)
30 points/10 rebounds/5 assists: Cole Anthony (34/11/5) vs. Notre Dame, Nov. 6, 2019
Points & rebounds with 7 or more assists: Armando Bacot vs. Miami, 1/25/20 (19/12/7)
Points & assists: Theo Pinson (12/11) vs. Miami, 2/27/18
Points & assists/consecutive games: ^Kendall Marshall (11/10) vs. Vermont, 3/16/12, and (18/11) vs. Creighton, 3/18/12, in Greensboro
Points & assists/3 consecutive games: Kendall Marshall (20/10) at Duke, 3/3/12; (13/12) vs. Maryland, 3/9/12*; and (12/10) vs. NC State, 3/10/12* in Atlanta

CAROLINA TRIPLE-DOUBLES

Pts, rebs, assists: Jason Capel (16/11/10 assists) vs. Buffalo, 12/17/00
Pts, rebs, blocks: Brendan Haywood (18/14/10 blk) vs. Miami, 12/4/00

CAROLINA ASSISTS

More than 10: ^Theo Pinson (11) vs. Texas A&M, 3/18/18 in Charlotte
10 or more/consecutive games: ^Kendall Marshall– 10 vs. Vermont, 3/16/12; 11 vs. Creighton, 3/18/12 in Greensboro, N.C.
10 or more/three consecutive games: Kendall Marshall– 10 at Duke, 3/3/12; 12 vs. Maryland, 3/9/12* in Atlanta; 10 vs. NC State, 3/10/12* in Atlanta
15 or more: 16 by Kendall Marshall at Maryland, 2/4/12
10 or more assists and no turnovers: Marcus Paige (10/0) vs. Georgia Tech, 2/21/15
UNC had 30 or more: 32 vs. Miami, 1/25/20
UNC had assists on 90 percent of its field goals: vs. East Tennessee State, 12/8/12 (30 assists on 31 field goals, 96.8 percent)
UNC had 5 or fewer: 5 at Maryland, 2/21/09

CAROLINA TURNOVERS

8 or more: 8 by Marcus Paige at Maryland, 3/6/13
UNC committed 15 or more/half: 15 (1st) at Georgia Tech, 2/16/10
UNC committed 20 or more and won: 24 vs. Stanford, 12/1/20 in Asheville
UNC committed 20 or more and won on the road: 23 at NC State, 1/8/19
UNC committed 25 or more/game: 26 at Clemson, 1/13/10
UNC committed less than 5: 2 vs. Duke, 2/8/18 (tied school record)
UNC twice as many turnovers than assists: 6 a/14 to vs. Texas, 12/2/20 in Asheville
Opponent scored 0 points off UNC turnovers: Fairfield, 11/15/15 (10 UNC turnovers)
Opponent scored 1 point off UNC turnovers: Duke, 2/8/18 (two UNC turnovers)
Opponent scored less than five points off UNC turnovers: 4 at Florida State, 2/3/20
Opponent scored 25 points off UNC turnovers: *27 by Syracuse (18 UNC turnovers), 3/11/20 in Greensboro
Opponent scored 30 points off UNC turnovers: 31 by Texas (17 UNC turnovers), 1/12/18 in Las Vegas

CAROLINA BLOCKED SHOTS

5 or more: 6 by Armando Bacot vs. Oregon, 11/29/19 in The Bahamas
8: Brice Johnson vs. Florida Gulf Coast, 3/17/16 in Raleigh
10: Brendan Haywood vs. Miami (Fla.), 12/4/00
UNC blocked 15 shots: 15 vs. Northern Kentucky, 12/27/13

CAROLINA STEALS

6: Marcus Paige at Georgia Tech, 3/3/15
8: ^Ty Lawson vs. Michigan State, 4/6/09 in Detroit
UNC had 15 or more: 16 vs. Tennessee Tech, 11/16/18
UNC had 20: 20 vs. UNC Asheville, 12/28/05

CAROLINA MISCELLANEOUS (UNC scores listed first)

Led UNC in points, rebounds and assists: Cole Anthony at Florida State, 2/3/20 (16/8/3)
Led UNC in points, rebounds, assists and blocks: Luke Maye vs. Tulane, 12/3/17 (22 points, 10 rebounds, 4 assists, 4 blocks)
Led UNC in points, rebounds, assists and steals: Garrison Brooks at Gonzaga, 12/18/19 (16 points, 6 rebounds, 3 assists, 2 steals)
Led UNC in points, rebounds, blocks and steals: Armando Bacot vs. Elon, 11/20/10 (24 points, 14 rebounds, 3 blocks, 2 steals)
Made shot with 0.00 on the clock to win: *Tyler Zeller vs. Miami, 3/11/11 in Greensboro (UNC won 61-59)
Made shot with less than a second on the clock to win: ^Luke Maye (0.3 seconds) vs. Kentucky, 3/24/17 in Memphis
Made go-ahead shot with less than a minute to play in a win: Leaky Black with 9.1 seconds to play vs. Notre Dame, 1/2/21
Made two free throws with less than 10 seconds to play to win: Joel Berry II with 7.1 seconds to play to win 69-68 at Notre Dame, 1/13/18
Hit a shot from beyond halfcourt: P.J. Hairston vs. Mississippi St, 11/19/12 in Maui
Played the entire game: Raymond Felton at Virginia, 1/11/03
Four players played at least 45 minutes: Garrison Brooks (48), Andrew Platek (48), Leaky Black (47) and Justin Pierce (46) at Virginia Tech, 1/22/20
Played 50 minutes: Jawad Williams (50) vs. Wake Forest, 12/20/03
UNC rallied from 10 points down to win: trailed Kentucky, 8-19, in the first half, won 75-63, 12/19/20 in Cleveland
UNC rallied from 10 points down in the second half to win: trailed Louisville by 13 (50-63) with 8:25 to play and won, 72-71, 1/10/15
UNC rallied from 10 down in the second half to win consecutive games: trailed Miami 34-53 (-11) with 9:51 to play and won, 61-59, 3/11/11* in Greensboro; trailed Clemson 30-41 (-11) with 17:23 to play and won, 92-87, in overtime, 3/12/11* in Greensboro
UNC rallied from 20 points down to win: trailed Georgia Tech, 30-50 with four minutes left in the first half and won, 82-75, 2/15/06
UNC rallied from 20 points down to take the lead: trailed Georgia Tech, 9-29, with 8:04 to play in first half and took the lead four times in second half, but lost 71-73, 1/16/10
Four-point play: Cameron Johnson at Boston College, 3/5/19
UNC did not score a fastbreak point: at Virginia Tech, 1/22/20
UNC scored 25 fastbreak points: *27 vs. Louisville, 3/14/19 in Charlotte
UNC led by 20 at the half: UNC 51, Miami 27, 1/25/20
UNC led by 30 at the half: UNC 56, NC State 23, 1/8/17
Committed 30 personal fouls: 33 at Louisville, 1/31/15



LAST TIME A TAR HEEL FRESHMAN

Two starters: see three starters

Three starters: Caleb Love, Day'Ron Sharpe and Kerwin Walton vs. Notre Dame, 1/2/21

Four starters: *Raymond Felton, Rashad McCants, David Noel and Byron Sanders vs. Duke, March 15, 2003 in Greensboro

20 Points/Half: 20 (2nd) by Cole Anthony vs. Boston College, 2/1/20

20 Points/Three Consecutive Games: Cole Anthony-- 34 vs. Notre Dame, 11/6/19; 20 at UNCW, 11/8/19; 28 vs. Gardner-Webb, 11/15/19

20 Points/Non-Starter: 26 by Cole Anthony vs. Boston College, 2/1/20

20 Points/Two Freshmen: Coby White (27) and Nassir Little (23) vs. Virginia Tech, 1/21/19

25 Points: Day'Ron Sharpe vs. Notre Dame, 1/2/21

More Than 25 Points: 28 by Cole Anthony vs. Wake Forest, 3/3/20

25 Points/Consecutive Games: Cole Anthony-- 25 at Syracuse, 2/29/20, and 28 vs. Wake Forest, 3/3/20

30 Points in College Debut: 34 by Cole Anthony vs. Notre Dame, 11/6/19 (*ACC record*)

30 Points: 34 by Cole Anthony vs. Notre Dame, Nov. 6, 2019

40 Points: *40 by Harrison Barnes vs. Clemson, 3/12/11 in Greensboro

50 Combined Points/Two Freshmen: Coby White (27) and Nassir Little (23) vs. Virginia Tech, 1/21/19

Freshmen the only Tar Heels in double figures in a win: Day'Ron Sharpe (25) and Kerwin Walton (12) vs. Notre Dame, 1/2/21

Led Carolina in Points, Rebounds, Assists and Steals: Cole Anthony vs. Notre Dame, Nov. 6, 2019 (34-11-5-1)

Led Carolina in Points, Rebounds, Blocks and Steals: Armando Bacot vs. Elon (22 points, 14 rebounds, 3 blocks, 2 steals)

Three in Double Figures: Day'Ron Sharpe (13), RJ Davis (12), Caleb Love (11) at Iowa, 12/8/20

Four in Double Figures: Ty Lawson (18), Wayne Ellington (14), Deon Thompson (14), Alex Stepheson (10) at Arizona, 1/27/2007

12 Field Goals: Cole Anthony vs. Notre Dame, Nov. 6, 2019

13 Field Goals: Tyler Hansbrough vs. Georgia Tech, 2/15/06

14 Field Goals: Antawn Jamison at Maryland, 1/6/96

15 Field Goals: ^J.R. Reid vs. Notre Dame, 3/19/87 in East Rutherford, N.J.

Made 5 or More Three-Pointers in Consecutive Games: Coby White-- 6 vs. Syracuse, 2/26/19; 6 at Clemson, 3/2/19

7 Three-Pointers: Cole Anthony at Syracuse, 2/29/20

8 Three-Pointers: Raymond Felton at NC State, 1/26/03

10 or More Free Throws: 14 by Cole Anthony vs. Boston College, 2/1/20

14 Free Throws: Cole Anthony vs. Boston College, 2/1/20

15 Free Throws: *Phil Ford vs. Clemson, 3/7/75 in Greensboro

100% Free Throws (more than 10 attempts): 14x14 by Cole Anthony vs. Boston College, 2/1/20

10 or More Rebounds by a Guard: 11 by Cole Anthony vs. Duke, 2/8/20

10 or More Rebounds by a Guard, Consecutive Games: Cole Anthony-- 11 vs. Notre Dame, Nov. 6, 2019; 10 at UNCW, 11/8/19

10 or More Rebounds, Three Consecutive Games: Armando Bacot-- 12 vs. Miami, Jan. 25, 2020; 11 at NC State, Jan. 27, 2020; 10 vs. Boston College, Feb. 1, 2020

15 Rebounds: see below

More than 15 Rebounds: 16 by Armando Bacot vs. Virginia, 2/15/20

20 Rebounds: by Antawn Jamison at Virginia, 1/17/96

10 Assists: *by Marcus Paige vs. Florida State, 3/15/13 in Greensboro

More Than 10 Assists: ^14 by Kendall Marshall vs. Washington, 3/20/11 in Charlotte

15 or More Assists: 16 by Kendall Marshall vs. Florida State, 2/6/11

Points/Rebounds Double-Double in Three Consecutive Games: Armando Bacot -- 19/12 vs. Miami, Jan. 25, 2020; 11/11 at NC State, Jan. 27, 2020; 11/10 vs. Boston College, Feb. 1, 2020

Points/Rebounds Double-Double in Consecutive Games by a Guard: Cole Anthony-- 34/11 vs. Notre Dame, Nov. 6, 2019; 20/10 at UNCW, 11/8/19 (first time a freshman had consecutive 20/10 games in UNC history)

20 Points/10 Rebounds/5 Blocks: by Armando Bacot vs. Oregon, 11/29/19 in The Bahamas (23/12/5)

25 Points/10 Rebounds: 25/10 by Day'Ron Sharpe vs. Notre Dame, 1/2/21

30 Points/10 Rebounds: 34/11 by Cole Anthony vs. Notre Dame, Nov. 6, 2019

40 Points/10 Rebounds: 40/10 by Tyler Hansbrough vs. Georgia Tech, 2/15/06

Points/Assists Double-Double: ^13 points/14 assists by Kendall Marshall vs. Washington, 3/20/11 in Charlotte

Double-Double in Points & Rebounds with 7 or More Assists: Armando Bacot vs. Miami, 1/25/20 (19/12/7)

More than 5 Blocked Shots: 6 by Armando Bacot vs. Oregon, 11/29/19 in The Bahamas

5 Steals: ^Marcus Paige vs. Kansas, 3/24/13 in Kansas City, Mo.

More than 5 Steals: 8 by Tyler Hansbrough vs. UNC Asheville, 12/28/05

* ACC Tournament, ^ NCAA Tournament, ~ NIT

OPPONENTS SCORING

40: 47 by Malik Monk, Kentucky, 12/17/16 in Las Vegas

30: *31 by Zion Williamson, Duke, 3/15/19 in Charlotte

30/consecutive games: Xavier Rathan-Mayes, Florida State (35 at UNC, 1/24/15, and 30 in Tallahassee, 1/4/16)

30/twice in a season: Nolan Smith, Duke (34 at Duke, 2/9/11; 30 at UNC, 3/5/11)

20/three times in one season: Luke Kennard, Duke (20, 28 and 20), 2017

Two players with 25: 33 by RJ Barrett, 27 by Cam Reddish at Duke, 2/20/19

Three players with 20: Allerik Freeman (29), Torin Dorn (20) and Markell Johnson (20), NC State, 1/27/18

Four players with 20: Damion James (25), Dexter Pittman (23), J'Covan Brown (21) and Avery Bradley (20), Texas, 12/19/09 in Arlington, Texas

25/half: 27 in first half by Malik Monk, Kentucky, 12/17/16 in Las Vegas

20/1st half: 21 by Ky Bowman at Boston College, 1/21/17

20/2nd half: 23 by Tyus Battle, Syracuse, 2/26/19

20 or more after halftime: 22 by Tre Jones, Duke (2/8/20) 13 in 2nd half, 9 in OT

20/both halves: 27 and 20 by Malik Monk, Kentucky, 12/17/16 in Las Vegas

Non-starter scored 30: 33 by Brent Arrington, Miss. Valley St., 11/20/11

Non-starter scored 25: 29 by Allerik Freeman (29), NC State, 1/27/18

Non-starter scored 20: 21 by Braxton Beverly at NC State, 1/8/19

Scored 15 straight points for his team: Tre Jones, Duke, 2/8/20

No players in double figures: at Evansville, 12/8/10

One player in double figures: 17 by Jaylen Hoard at Wake Forest, 2/16/19

No starter in double figures: at Wake Forest, 2/16/19

Only four players scored: *Duke in Brooklyn, 3/9/18

Bench scored zero: Pittsburgh, 1/8/20

Six players in double figures: ^Auburn, 3/29/19 in Kansas City, Mo.

Seven players in double figures: Wake Forest, 12/20/03 (3 OT)

Scored 90: 93 at Iowa, 12/8/20

Scored 100: 103 by Kentucky, 12/17/16 in Las Vegas

Scored less than 50: 41 by Virginia, 2/18/17

Scored less than 60 in a win: 56 at Virginia, 12/8/19

Scored 60/half: 61, 2nd by East Carolina, 12/15/12

Scored less than 15/half: 14 by UNCG (1st half), 12/7/13

Scored less than 20/half: 19 (2nd half) by Virginia, 2/18/17

Scored less than 25/both halves: 22 and 19 by Virginia, 2/18/17

Scored 50 in a half in a UNC win: 56, 2nd half by NC State, 2/5/19

Scored less than 25 in a half in a win over UNC: 23 (2nd) at Pittsburgh, 1/18/20

Scored less than 30/both halves in a win over UNC: 27 and 26 at Virginia, 2/27/17

OPPONENTS FIELD GOAL SHOOTING

Player made 10: 10 by Tre Jones, Duke, 2/8/20

Player made 13: *13 by Zion Williamson, Duke, 3/15/19 in Charlotte

Two players made 10: 11 by RJ Barrett, 10 by Cam Reddish at Duke, 2/20/19

Player missed every shot (min. 10): Brandon Childress at Wake Forest, 2/16/19 (0x12)

Made 15 or fewer: 15 by Virginia, 2/18/17

Made less than 20 in a win: 16 at Virginia, 12/8/19

Two players attempted 20: 27 by RJ Barrett, 23 by Cam Reddish, Duke, 3/9/19

Player attempted 25: 25 by Tre Jones, Duke, 2/8/20

Player attempted more than 25: 27 by RJ Barrett, Duke, 3/9/19

Made its first seven attempts to begin a game: Louisville, 1/12/19

Made its first eight attempts to begin a game: Michigan, 11/29/17

Made 10 consecutive: Duke, 2/8/18

Made 15 consecutive: Clemson, 1/16/18

Missed 10 or more attempts to begin a game: 11 by Charleston, 11/25/20

Missed 10 attempts to begin a half: 10 by UNLV (2nd half), 11/30/20 in Asheville

Missed 15 consecutive attempts: at Pittsburgh, 1/5/19

50 percent/both halves: 55.9 (19x34) and 63.0 (17x27) by Georgia Tech, 1/4/20

50 percent/both halves and lost: 50.0 (17x34) and 50.0 (20x40) by NC State, 2/5/19

Better than 55 percent/game and lost: 55.6 (30x54) by Pitt, 1/31/17

60 percent/half: 61.5 (16x26) at Georgia Tech, 12/30/20

60 percent/both halves: 61.3 (19x31) & 69.2 (18x26) at Pitt, 2/14/15

60 percent/game: 64.9 (37x57) at Pitt, 2/14/15

70 percent/half: 72.0 (18x25), 2nd half at Gonzaga, 12/18/19

70 percent/game: *71.7 (33x46) by Duke, 2/29/80, in Greensboro

75 percent/half: 76.5 (13x17), 2nd half at NC State, 2/3/07

Under 20 percent/half: 16.7 (6x36), 2nd half by UNLV, 11/30/20 in Asheville

Under 25 percent/half and won: 22.7 (5x22), 2nd half at Pittsburgh, 1/18/20

Under 30 percent/both halves: *29.0 (9x31) and 29.0 (9x31) by Virginia Tech, 3/10/20 in Greensboro

Under 30 percent/game: 29.0 (18x62) by UNLV, 11/30/20 in Asheville

Under 35 percent/game and won: 34.5 (10x29), 1st half by Clemson, 1/11/20

Under 40 percent/game and won: 36.9 (24x65) at Virginia Tech, 1/22/20

Under 40 percent/both halves and won: 34.5 (10x29) and 34.8 (8x23), at Virginia Tech, 1/22/20

Under 30 percent in first half and better than 60 percent in second half: 25.0 (10x40) and 65.4 (17x26) by NC State, 2/1/14

50 percent in first half and under 20 percent in second half: 57.1 (16x28) in first half and 16.1 (5x31) in second half at Elon, 11/9/18

OPPONENTS THREE-POINTERS

7: Nate Laszewski, Notre Dame, 1/2/21
8: Malik Monk, Kentucky, 12/17/16 in Las Vegas
10: Kyle McAlarney, Notre Dame, 11/26/08 in Maui
Player made 7 of 7: Allerik Freeman, NC State, 1/27/18 (7x7)
Player made every att. (min. 5): John Mooney, Notre Dame, 2/12/18 (6x6)
Player missed every att. (min. 5): Prentiss Hubb, Notre Dame, 1/2/21 (0x5)
Two players made at least 5: see below at Iowa, 12/8/20
Three players made at least 5: 7 by Jordan Bohannon, 5 by CJ Fredick, 5 by Joe Wieskamp at Iowa, 12/8/20
5 in a half: by Nate Laszewski (2nd half), Notre Dame, 1/2/21
Player attempted 15 3FGs: 16 by Jordan Bohannon at Iowa, 12/8/20
Eight different players made a 3FG: ^Auburn, 3/29/19 in Kansas City, Mo.
Nine different players made a 3FG: Michigan, 11/29/17
Did not make a three-pointer: 0 by Jacksonville (in 5 attempts), 11/27/90 (1,073 consecutive games with at least one three-pointer through Notre Dame)
Made 15 or more: 17 at Iowa, 12/8/20
Made 10 or more/half: 11, first half at Iowa, 12/8/20 (22 attempts)
Opponents made 15 or more/consecutive games: 15 by NC State, 1/27/18, and 15 at Clemson, 1/30/18
Attempted 40 or more: 43 at Iowa, 12/8/20
Shot 60 percent (min. 10 att.): 62.5 (10x16) at Duke, 2/18/15
Shot 65 percent (min. 10 att.): 66.7 (8x12) at Illinois, 11/30/10
Shot less than 10 percent (min. 10 att.): 6.3 (1x16) at Georgia Tech, 3/3/15
Made 10 and lost: Notre Dame, 1/2/21
Made more than 10 and lost: 12 by Oregon, 11/29/19 in The Bahamas
Made 15 or more and lost: ^15 by Iona, 3/22/19 in Columbus, Ohio
Made less than five and won: 4 by Duke, 2/8/20
Made more three-pointers than two-pointers: *Virginia Tech, 3/10/20 in Greensboro (made 10 threes and 8 twos)
Attempted more three-pointers than two-pointers: Notre Dame, 1/2/21 (attempted 25 twos and 30 threes)

OPPONENTS FREE THROWS

Made 15: *Jerian Grant, Notre Dame, 3/14/15 in Greensboro
Made more than 15: 17 by Zabian Dowdell, Virginia Tech, 2/13/07
Attempted 15: 16 by Trey McGowens at Pitt, 1/5/19
Made 10x10: Tre Jones at Duke, 3/7/20
Made better than 10x10: ^12x12 by Tyler Dorsey, Oregon, 4/1/17 in Phoenix
Shot 100 percent (min. 10): 100.0 (10x10) by Wake Forest, 2/15/11
Shot at least 85 percent, 30 or more attempts: 87.9 (29x33) at Duke, 3/7/20
Under 30 percent: 27.3 (3x11) by NC State, 1/8/17
Under 40 percent: 30.8 (4x13) by Louisville, 2/22/17
Under 50 percent and won: ^47.1 (8x17) by Auburn, 3/29/19 in Kansas City, Mo.
Made 30 or more: *33 by Duke, 3/10/17 in Brooklyn
Made fewer than five: 2 by Notre Dame, 1/2/21
Attempted 40 or more: 44 at Louisville, 1/31/15 (made 27)
Attempted fewer than five: *3 by Virginia, 3/12/16 in Washington, D.C.
Missed 20 or more: *20 (21x41) by Pitt, 3/14/14 in Greensboro
Only one player attempted: Jordan Taylor, Wisconsin (3x6), 11/30/11
Made more free throws than field goals: at Duke, 3/7/20 (25 FG, 29 FT)
Made five or fewer and won: 4 by Wofford, 12/15/19
Did not attempt a FT in a half: first half NC Central, 12/12/20
Did not make a FT in a half: Notre Dame, 1/2/21 (2nd half, 0x4)

OPPONENTS REBOUNDS

15 or more: 15 by Bourama Sidibe at Syracuse, 2/29/20
17: Kerry Blackshear, Virginia Tech, 1/21/19
19: John Mooney, Notre Dame, 1/15/19
20 or more: *21 by Talib Zanna, Pitt, 3/14/14 in Greensboro
10 offensive: 10 by Kerry Blackshear, Virginia Tech, 1/21/19
Two players with 15 or more: 15 by Damion James and 15 by Dexter Pittman, Texas, 12/19/09 in Arlington, Texas
Three players in double-figures: ^Joey Lynch-Flohr (11), Artsiom Parakhouski (10) and Eric Hall (10), Radford, 3/19/09 in Greensboro
Team had 50 rebounds: ^50 by Texas A&M, 3/18/18 in Charlotte
Team had 60 rebounds: 60 by Texas, 12/19/09 in Arlington, Texas
Team had less than 20 rebounds: ^15 by Notre Dame, 3/27/16 in Philadelphia
Team had 25 offensive rebounds: 29 by Butler, 11/26/14 in the Bahamas
Scored 20 second-chance points: 21 at Iowa, 12/8/20
Team had two offensive rebounds: 2 at Georgia Tech, 12/30/20
Team had one offensive rebound: 1 by Yale, 12/30/19
One player had an offensive rebound: 1 by Moses Wright at Georgia Tech, 12/30/20
Scored zero second-chance points: Gonzaga, 12/15/18
Outrebounded UNC by 15 or more: 16 by Ohio State, 12/4/19 (32-48)
Had more offensive rebounds than UNC had defensive: Butler in The Bahamas, 11/26/14 (Butler 29 offensive, UNC 26 defensive)

OPPONENTS DOUBLE-DOUBLES

20 points/15 rebounds: 21/15 by Marvin Bagley III at Duke, 3/3/18
30 points/10 rebounds: *31/11 by Zion Williamson Duke, 3/15/19 in Charlotte
Points & rebounds w/5 or more assists: 17/15/4 by Jordan Bruner, Yale, 12/30/19
Points & rebounds w/7 or more assists: 17/10/7 by Dwayne Sutton, Louisville, 1/12/19
Pts/Reb w/5 or more blocks: 17/15/6 by Bourama Sidibe at Syracuse, 2/29/20
Points & assists: 21/11 by Tre Jones at Duke, 3/7/20
Three players: Lorenzo Brown (12 pts/12 assists), Richard Howell (13 pts/17 reb) and

TJ Warren (10 pts, 10 reb), NC State, 2/23/13
Player had three in one season: Marvin Bagley III, Duke, 2018

OPPONENTS TRIPLE DOUBLE

Greivis Vasquez at Maryland, 2/21/09 (35 pts/11 reb/10 assists) (first in ACC game)

OPPONENTS ASSISTS

11: by Tre Jones at Duke, 3/7/20
12: by Melo Trimble, Maryland, 12/1/15
13: *by Luke Loucks, Florida State, 3/11/12 in Atlanta
15 or more: 17 by Kenny Anderson at Georgia Tech, 2/1/90
10 or more assists and no turnovers: Cameron Wright (10 assists) at Pitt, 2/14/15
Team with 30 or more: 30 at Pitt, 2/14/15
Team with 5 or fewer: 5 by Oklahoma State, 11/22/16 in Maui

OPPONENTS TURNOVERS

Player had 7: *Frank Howard, Syracuse, 3/7/18 in Brooklyn
Player had 8: Ky Bowman at Boston College, 1/21/17
Player had 10: Evan Turner, Ohio State, 11/19/09 in New York, N.Y.
20 or more and won: 24 by Michigan State, 11/26/17 in Portland, Ore.
Team committed 25: UNCW, 12/5/18
Team committed 30 or more: 32 by South Carolina State, 11/20/07
Team committed less than 5: *4 by Virginia, 3/10/18 in Brooklyn
UNC scored 0 points off oppt. turnovers: at Notre Dame, 2/6/16 (2 turnovers)
UNC scored less than five points off oppt. turnovers: 4 vs. Wofford, 12/15/19 (5 turnovers)
UNC scored 30 points off oppt. turnovers: 32 at Wake Forest, 2/16/19 (20 turnovers)
UNC scored 35 points off oppt. turnovers: 37 vs. NC State, 1/8/17 (26 turnovers)

OPPONENTS BLOCKS

5: Manny Bates at Nc State, 12/22/20
More than 5: 6 by Bourama Sidibe at Syracuse, 2/29/20
Team blocked 10 or more shots: 10 at Florida State, 2/3/20

OPPONENTS STEALS

5 or more: 5 by Jose Alvarado, Georgia Tech, 1/4/20
8: Ashton Hagans, Kentucky, 12/22/18 in Chicago
Team had 15 or more: 15 at Georgia Tech, 12/31/16 (11 in first half)
Team had 20 or more: 20 at Clemson, 1/17/07

OPPONENTS MISCELLANEOUS (UNC scores listed first)

Led the team in scoring, rebounds and assists: Jose Alvarado at Georgia Tech, 12/30/20 (20 points, 7 rebounds, 7 assists)
Led the team in scoring, rebounds, assists, blocks and steals: Aamir Simms, Clemson, 1/11/20 (20 points, 8 rebounds, 6 assists, 4 blocks, 3 steals)
Four-point play: Andrien White at Wake Forest, 2/11/20
Hit a game-winning shot with no time left: Wendell Moore, Duke, 2/8/20 (in OT)
Hit a game-winning shot less than a second left: Matt Coleman III, Texas, 12/2/20 in Asheville (0.1 second to play)
Hit a game-winning shot less than five seconds left: Nate Laszewski at Notre Dame, 2/17/20 (3FG with 2.4 seconds to play)
Hit a game-tying shot with no time left in regulation: Tre Jones, Duke, 2/8/20
Hit a shot from other side of halfcourt: Louis Dabney, Tulane, 12/16/15, to end first half
Made winning free throws with less than 30 seconds to play: Boston College's Jared Hamilton made two of three FTs with 17 seconds to play, BC won 70-71, 2/1/20
Trailed at the half and won: Duke, 2/8/20 (Duke trailed 44-35, won 96-98 in OT)
Trailed by 10 or more at half and won: Clemson, 1/11/20 (Clemson trailed 39-29, won 76-79 in OT)
Trailed by 10 or more with less than four minutes to play and won: Duke, 2/8/20 (Duke trailed 77-64 with 3:55 to play, won 96-98 in OT)
Trailed by 10 or more with less than two minutes to play and won: Clemson, 1/11/20 (Clemson trailed 68-58 with 1:56 to play, won 76-79 in overtime)
Trailed by 15 and won: at Notre Dame, 2/17/20 (ND trailed 64-49, won 76-77)
Trailed by more than 15 and won: 16 at Northern Iowa (UNI trailed 50-34, won 67-71)
Trailed by 20 or more and won: 24 at Florida State, 1/22/04 (FSU trailed 42-18 in first half, won 81-90 in overtime)
Trailed by 20 and took the lead: at Virginia Tech, 1/24/16 (UNC led 36-16, VT took a 59-61 lead, but UNC won 75-70)
Led Carolina by 20 or more at halftime: *21 by Syracuse (22-43), 3/10/20 in Greensboro
Led Carolina by 20 or more at halftime in Chapel Hill: 20 by Georgia Tech (27-47), 1/4/20
Led Carolina by 25 or more at halftime: 27 at Duke (26-53), 3/6/10
Led Carolina by 30: *30 by Syracuse (51-81), 3/10/20 in Greensboro
Led Carolina by more than 30: 32 at Indiana (51-83), 11/27/12
Led Carolina by 35 or more: 36 at Duke (37-73), 3/6/10
Scored more than 15 straight: 17-0 run at Louisville, 2/22/20
Scored 19 straight: 19-0 run by Michigan, 11/28/19 in The Bahamas
Scored first 10 points: UNLV led 0-13, 11/30/20 in Asheville (UNC won, 78-51)
Scored first 14 points: *Miami led 0-14 in Brooklyn, 3/8/18 (UNC won, 82-65)
Outscored UNC by more than 20 in a half: *Syracuse, 3/10/20 (22-43, first half)
Outscored UNC by more than 20 in a half in Chapel Hill: Ohio State, 12/4/19 (22-45, second half)

2020-21 BOX SCORES: GAMES 1-4



Col. of Charleston vs North Carolina 11/25/20 6:00 pm at Chapel Hill, NC

1

Col. of Charleston 60 • 0-1,0-0 CAA

#	Player	Total		3-Ptr		Rebounds			PF	TP	A	TO	Blk	Stl	Min
		FG-FGA	FG-FGA	FT-FTA	FT-FTA	Off	Def	Tot							
21	Lorenzo Edwards	f	1-4	1-4	0-0	0	4	4	4	3	3	2	2	3	26
33	Osinachi Smart	c	3-4	0-0	0-2	4	8	12	2	6	1	1	0	0	34
00	Payton Willis	g	4-10	2-6	3-4	0	3	3	0	13	2	2	0	0	34
12	Zep Jasper	g	4-9	1-3	0-0	1	5	6	2	9	3	1	0	0	23
55	Brevin Galloway	g	6-14	3-6	0-2	0	2	2	0	15	3	2	1	2	27
02	D'Avian Houston	g	0-1	0-1	1-2	0	1	1	0	1	0	0	0	0	2
03	DeAngelo Epps	g	1-4	0-1	0-0	0	0	0	1	2	0	3	0	0	17
04	Dontavius King	g	3-4	1-1	0-0	0	0	0	5	7	0	0	0	0	8
05	Brenden Tucker	g	1-8	0-0	0-0	1	1	2	3	2	0	2	0	0	18
10	Cameron Copeland	g	1-1	0-0	0-0	0	1	1	1	2	1	0	0	0	7
11	Samba Ndiaye	g	0-0	0-0	0-0	0	0	0	0	0	0	0	0	0	1
14	Keegan Harvey	g	0-1	0-1	0-0	0	0	0	2	0	0	0	0	0	3
	Team					2	1	3							
	Totals		24-60	8-23	4-10	8	26	34	20	60	13	15	3	5	200

FG % 1st Half: 13-31 41.9% 2nd half: 11-29 37.9% Game: 24-60 40.0%
 3FG % 1st Half: 4-12 33.3% 2nd half: 4-11 36.4% Game: 8-23 34.8%
 FT % 1st Half: 2-5 40.0% 2nd half: 2-5 40.0% Game: 4-10 40.0%

Deadball Rebounds 2,1

North Carolina 79 • 1-0,0-0 ACC

#	Player	Total		3-Ptr		Rebounds			PF	TP	A	TO	Blk	Stl	Min
		FG-FGA	FG-FGA	FT-FTA	FT-FTA	Off	Def	Tot							
05	Armando Bacot	f	4-5	0-0	4-6	3	5	8	0	12	0	1	3	0	22
15	Garrison Brooks	g	3-10	0-0	0-0	2	9	11	2	6	1	4	2	0	28
01	Leaky Black	g	2-8	0-2	0-0	1	1	2	1	4	1	1	1	1	28
02	Caleb Love	g	4-11	1-4	8-8	0	1	1	3	17	4	1	0	2	26
04	RJ Davis	g	4-9	1-3	2-4	2	2	4	3	11	1	1	0	1	27
03	Andrew Platek	g	2-9	1-5	0-0	1	2	3	2	5	1	0	2	4	21
11	Day/Ron Sharpe	g	4-8	0-0	5-6	5	5	10	3	13	2	0	1	2	22
13	Walker Kessler	g	3-4	0-1	0-0	2	2	4	1	6	0	1	0	0	5
14	Puff Johnson	g	1-1	0-0	0-0	0	0	0	0	3	0	0	0	0	5
22	Walker Miller	g	1-2	0-0	0-0	0	0	0	1	2	0	0	0	0	2
24	Kerwin Walton	g	0-3	0-1	0-0	0	2	2	0	0	2	0	0	0	11
25	Creighton Lebo	g	0-0	0-0	0-0	0	1	1	0	0	0	0	0	0	1
30	K.J. Smith	g	0-0	0-0	0-0	0	0	0	0	0	0	0	0	0	2
34	Duwe Farris	g	0-0	0-0	0-0	0	0	0	0	0	0	0	0	0	1
35	Ryan McAdoo	g	0-1	0-1	0-0	0	0	0	0	0	0	0	0	0	1
	Team					1	2	3							
	Totals		28-71	4-18	19-24	17	32	49	16	79	12	9	9	10	200

FG % 1st Half: 15-31 48.4% 2nd half: 13-40 32.5% Game: 28-71 39.4%
 3FG % 1st Half: 3-8 37.5% 2nd half: 1-10 10.0% Game: 4-18 22.2%
 FT % 1st Half: 6-7 85.7% 2nd half: 13-17 76.5% Game: 19-24 79.2%

Deadball Rebounds 4

Officials: Scott Arbogast,Raymie Styons,Roger Ayers
 Technical fouls: Col. of Charleston-None. North Carolina-None.
 Attendance:
 2020-21 Men's Basketball. Round: 0. Col. of Charleston vs North Carolina. Played at Harrah'

Score by periods	1st	2nd	Total
Col. of Charleston	32	28	60
North Carolina	39	40	79

North Carolina vs UNLV 11/30/20 7:00 pm at Asheville, NC

2

North Carolina 78 • 2-0,0-0 ACC

#	Player	Total		3-Ptr		Rebounds			PF	TP	A	TO	Blk	Stl	Min
		FG-FGA	FG-FGA	FT-FTA	FT-FTA	Off	Def	Tot							
05	Armando Bacot	f	4-4	0-0	4-4	2	3	5	3	12	1	3	0	0	20
15	Garrison Brooks	f	5-13	0-0	4-8	3	4	7	1	14	1	1	0	3	23
01	Leaky Black	g	1-9	1-3	2-2	4	6	10	1	5	2	0	1	2	25
02	Caleb Love	g	2-9	0-5	2-4	0	3	3	1	6	4	3	3	1	27
04	RJ Davis	g	5-9	3-4	3-3	2	4	6	1	16	1	1	0	0	28
03	Andrew Platek	g	4-6	2-4	1-2	1	2	3	3	11	0	2	0	0	15
11	Day/Ron Sharpe	g	0-0	0-0	1-4	1	5	6	1	1	4	1	0	1	16
13	Walker Kessler	g	3-3	0-0	1-1	4	2	6	0	7	0	0	0	1	14
14	Puff Johnson	g	0-1	0-1	0-0	0	1	1	2	0	0	1	0	0	3
22	Walker Miller	g	0-1	0-0	2-2	1	0	1	2	2	0	0	0	0	5
24	Kerwin Walton	g	1-2	1-2	0-0	0	2	2	0	3	1	0	0	0	13
25	Creighton Lebo	g	0-1	0-1	0-0	0	0	0	0	0	0	0	0	0	2
30	K.J. Smith	g	0-1	0-0	1-2	0	1	1	0	1	0	0	0	0	3
34	Duwe Farris	g	0-0	0-0	0-0	0	1	1	0	0	0	0	0	0	2
35	Ryan McAdoo	g	0-1	0-0	0-0	0	0	0	0	0	0	1	0	0	4
	Team					1	1	2							
	Totals		25-60	7-20	21-32	19	35	54	15	78	11	16	5	7	200

FG % 1st Half: 13-32 40.6% 2nd half: 12-28 42.9% Game: 25-60 41.7%
 3FG % 1st Half: 5-12 41.7% 2nd half: 2-8 25.0% Game: 7-20 35.0%
 FT % 1st Half: 6-12 50.0% 2nd half: 15-20 75.0% Game: 21-32 65.6%

Deadball Rebounds 5

UNLV 51 • 0-2,0-0 Mountain

#	Player	Total		3-Ptr		Rebounds			PF	TP	A	TO	Blk	Stl	Min
		FG-FGA	FG-FGA	FT-FTA	FT-FTA	Off	Def	Tot							
34	Cheikh Mbacque Diong	f	2-2	0-0	0-0	2	3	5	4	4	0	0	1	0	21
03	Caleb Grill	g	3-10	3-9	1-3	0	4	4	2	10	1	2	0	4	31
05	David Jenkins Jr.	g	1-9	1-8	1-2	1	1	2	2	4	0	3	0	0	20
13	Bryce Hamilton	g	7-19	1-6	0-1	0	4	4	1	15	2	3	0	1	30
31	Marvin Coleman	g	2-4	1-3	1-4	0	0	0	4	6	3	1	0	2	29
00	Donavan Yap	g	0-2	0-1	0-0	0	0	0	0	0	0	1	0	0	4
01	Moses Wood	g	1-8	1-5	0-0	3	1	6	2	3	0	1	0	0	22
10	Edoardo Del Cadia	g	0-0	0-0	2-3	2	1	3	0	2	0	1	0	0	6
15	Reece Brown	g	0-0	0-0	0-0	1	0	1	4	0	0	1	1	1	8
22	Nick Blake	g	2-5	1-3	2-2	1	2	3	1	7	0	2	1	0	14
30	Devin Tillis	g	0-3	0-2	0-0	1	0	1	5	0	0	1	0	2	15
	Team					3	3	6							
	Totals		18-62	8-37	7-15	14	21	35	25	51	7	17	3	10	200

FG % 1st Half: 12-26 46.2% 2nd half: 6-36 16.7% Game: 18-62 29.0%
 3FG % 1st Half: 5-16 31.3% 2nd half: 3-21 14.3% Game: 8-37 21.6%
 FT % 1st Half: 1-5 20.0% 2nd half: 6-10 60.0% Game: 7-15 46.7%

Deadball Rebounds 3,1

Officials: Tony Crisp,Keith Fogleman,Brent Hampton
 Technical fouls: North Carolina-None. UNLV-None.
 Attendance:
 2020-21 Men's Basketball. Round: 0. North Carolina vs UNLV. Played at Harrah'

Score by periods	1st	2nd	Total
North Carolina	37	41	78
UNLV	30	21	51

North Carolina vs Stanford 12/01/20 4:00 pm at Asheville, NC

3

North Carolina 67 • 3-0,0-0 ACC

#	Player	Total		3-Ptr		Rebounds			PF	TP	A	TO	Blk	Stl	Min
		FG-FGA	FG-FGA	FT-FTA	FT-FTA	Off	Def	Tot							
05	Armando Bacot	f	4-5	0-0	2-3	2	4	6	2	10	0	4	0	0	20
15	Garrison Brooks	f	4-8	0-0	2-5	5	4	9	4	10	1	0	0	0	30
01	Leaky Black	g	3-5	0-0	4-6	1	6	7	1	10	1	4	0	1	34
02	Caleb Love	g	6-18	2-6	2-2	1	2	3	3	16	2	5	1	0	36
04	RJ Davis	g	3-8	2-4	3-3	1	3	4	3	11	1	3	0	0	27
03	Andrew Platek	g	1-3	0-1	2-2	0	1	1	1	4	0	2	0	2	16
11	Day/Ron Sharpe	g	2-3	0-0	0-0	1	6	7	2	4	3	4	2	1	19
13	Walker Kessler	g	0-0	0-0	0-3	0	0	0	4	0	0	0	0	1	9
14	Puff Johnson	g	1-1	0-0	0-0	0	0	0	0	2	0	0	0	0	2
24	Kerwin Walton	g	0-1	0-1	0-0	1	0	1	2	0	2	2	0	0	7
	Team					3	2	5							
	Totals		24-52	4-12	15-24	15	28	43	22	67	11	24	5	6	200

FG % 1st Half: 13-30 43.3% 2nd half: 11-22 50.0% Game: 24-52 46.2%
 3FG % 1st Half: 1-6 16.7% 2nd half: 3-6 50.0% Game: 4-12 33.3%
 FT % 1st Half: 2-4 50.0% 2nd half: 13-20 65.0% Game: 15-24 62.5%

Deadball Rebounds 5

Stanford 63 • 1-1,0-0 Pac-12

#	Player	Total		3-Ptr		Rebounds			PF	TP	A	TO	Blk	Stl	Min
		FG-FGA	FG-FGA	FT-FTA	FT-FTA	Off	Def	Tot							
03	Ziaire Williams	f	4-9	2-4	0-0	2	2	4	4	10	1	3	1	2	30
13	Oscar da Silva	f	4-8	1-3	4-5	0	1	1	4	13	0	2	1	1	22
14	Spencer Jones	f	1-9	1-9	0-0	0	5	5	2	3	2	2	2	3	35
02	Daejon Davis	g	6-13	1-2	5-5	0	4	4	3	18	4	2	0	4	39
01	Bryce Willis	g	5-9	0-1	2-4	0	1	1	2	12	1	1	1	3	36
10	Max Murrell	g	0-1	0-1	0-0	0	0	0	0	0	1	0	0	0	5
20	Noah Taitz	g	0-0	0-0	1-2	0	1	1	1	1	0	1	0		

2020-21 BOX SCORES: GAMES 5-8



North Carolina vs Iowa 12/08/20 6:30 pm at Iowa City, IA

5

North Carolina 80 • 3-2,0-0 ACC

#	Player	Total		3-Ptr		Rebounds			PF	TP	A	TO	Blk	Stl	Min
		FG-FGA	FG-FGA	FG-FGA	FT-FTA	Off	Def	Tot							
05	Armando Bacot	r	2-4	0-0	0-0	3	8	11	5	4	0	2	1	0	22
15	Garrison Brooks	r	7-11	0-0	3-3	4	4	8	4	17	2	2	0	0	33
01	Leaky Black	g	4-10	1-1	0-0	1	8	9	2	9	2	1	0	2	28
02	Caleb Love	g	4-13	1-4	2-3	2	2	4	1	11	6	4	0	1	31
04	RJ Davis	g	4-8	2-5	2-4	0	2	2	1	12	8	3	0	0	34
03	Andrew Platek	g	3-7	2-3	2-2	0	1	1	0	10	0	2	0	0	16
11	Day/Ron Sharpe	g	5-6	0-0	3-6	2	4	6	4	13	1	3	0	0	14
13	Walker Kessler	g	1-3	0-0	0-2	1	0	1	1	2	0	0	1	0	6
14	Puff Johnson	g	1-1	0-0	0-0	0	0	0	0	2	0	0	0	0	4
24	Kerwin Walton	g	0-2	0-2	0-0	0	2	2	0	0	3	1	0	2	12
Team															
Totals			31-65	6-15	12-20	15	32	47	18	80	22	18	2	7	200

FG % 1st Half: 13-32 40.6% 2nd half: 18-33 54.5% Game: 31-65 47.7%
 3FG % 1st Half: 2-8 25.0% 2nd half: 4-7 57.1% Game: 6-15 40.0%
 FT % 1st Half: 3-4 75.0% 2nd half: 9-16 56.3% Game: 12-20 60.0%

Iowa 93 • 4-0,0-0 Big Ten

#	Player	Total		3-Ptr		Rebounds			PF	TP	A	TO	Blk	Stl	Min
		FG-FGA	FG-FGA	FG-FGA	FT-FTA	Off	Def	Tot							
55	Luka Garza	c	6-20	0-1	4-8	7	7	14	4	16	2	1	4	1	35
03	Jordan Bohannon	g	8-17	7-16	1-2	0	0	0	0	24	6	4	0	0	32
05	CJ Fredrick	g	8-11	5-7	0-0	0	0	0	1	21	0	1	0	2	34
10	Joe Wieskamp	g	7-12	5-7	0-0	2	7	9	3	19	5	3	0	1	32
03	Connor McCaffery	g	0-0	0-0	0-0	0	2	2	4	0	2	0	0	2	17
01	Joe Toussaint	g	2-3	0-1	2-3	0	1	1	2	6	3	1	0	0	11
02	Jack Nunge	g	2-9	0-5	0-0	2	1	3	3	4	2	0	0	0	22
15	Keegan Murray	g	1-1	0-0	1-1	1	0	1	0	3	0	0	1	1	6
22	Patrick McCaffery	g	0-3	0-3	0-0	1	3	4	0	0	2	0	0	1	11
Team															
Totals			34-76	17-40	8-14	14	24	38	17	93	22	11	5	8	200

FG % 1st Half: 15-35 42.9% 2nd half: 19-41 46.3% Game: 34-76 44.7%
 3FG % 1st Half: 11-22 50.0% 2nd half: 6-18 33.3% Game: 17-40 42.5%
 FT % 1st Half: 2-4 50.0% 2nd half: 6-10 60.0% Game: 8-14 57.1%

Officials: Courtney Green, Larry Sciroto, Bo Boroski
 Technical fouls: North Carolina-None. Iowa-None.
 Attendance: 583
 2020-21 Men's Basketball. Round: 0. Iowa vs North Carolina. Played at Carver-H

Score by periods	1st	2nd	Total
North Carolina	31	49	80
Iowa	43	50	93

N.C. Central vs North Carolina 12/12/20 2:00 pm at Chapel Hill, NC

6

N.C. Central 67 • 1-3,0-0 MEAC

#	Player	Total		3-Ptr		Rebounds			PF	TP	A	TO	Blk	Stl	Min
		FG-FGA	FG-FGA	FG-FGA	FT-FTA	Off	Def	Tot							
25	Nehemie Kabeya	r	0-0	0-0	0-0	0	1	1	3	0	0	0	0	0	5
00	Jamir Moultrie	g	4-6	2-4	0-0	0	1	1	5	10	0	4	0	0	18
12	Jordan Perkins	g	0-4	0-0	0-0	0	2	2	0	0	4	2	0	2	17
22	C.J. Keyser	g	9-18	1-3	0-0	0	5	5	3	19	2	3	0	3	33
24	Nicolas Fennell	g	4-8	1-1	2-2	2	2	4	4	11	1	2	1	2	27
01	Mike Melvin	g	2-3	0-0	2-2	1	1	2	1	6	3	2	0	2	23
02	Justin Wright	g	0-0	0-0	0-0	0	0	0	0	0	0	0	0	0	1
03	Ty Graves	g	0-3	0-1	0-0	0	2	2	1	0	0	0	0	0	14
05	Deven Palmer	g	1-3	1-3	0-0	0	1	1	0	3	0	0	0	0	13
13	Justin Whatley	g	4-7	2-4	3-4	0	2	2	4	13	4	0	0	1	25
21	Kobby Ayetey	g	1-1	1-1	0-0	0	1	1	2	3	0	0	0	0	5
23	Jahnathan Maxwell	g	1-5	0-2	0-0	0	0	0	0	2	0	0	0	0	19
Team															
Totals			26-58	8-19	7-8	6	19	25	23	67	14	15	1	10	200

FG % 1st Half: 12-28 42.9% 2nd half: 14-30 46.7% Game: 26-58 44.8%
 3FG % 1st Half: 4-8 50.0% 2nd half: 4-11 36.4% Game: 8-19 42.1%
 FT % 1st Half: 0-0 0.0% 2nd half: 7-8 87.5% Game: 7-8 87.5%

North Carolina 73 • 4-2,0-0 ACC

#	Player	Total		3-Ptr		Rebounds			PF	TP	A	TO	Blk	Stl	Min
		FG-FGA	FG-FGA	FG-FGA	FT-FTA	Off	Def	Tot							
05	Armando Bacot	r	6-7	0-0	7-10	5	6	11	2	19	0	1	1	1	28
15	Garrison Brooks	r	1-3	0-0	3-4	3	1	4	2	5	1	1	0	0	24
01	Leaky Black	g	1-3	0-2	1-2	1	6	7	2	3	1	2	1	1	23
02	Caleb Love	g	4-9	0-2	4-5	0	3	3	12	4	6	1	3	3	32
04	RJ Davis	g	2-10	0-5	2-2	0	1	1	2	6	3	3	0	0	33
03	Andrew Platek	g	4-6	2-3	1-1	0	0	0	1	11	1	1	0	1	14
11	Day/Ron Sharpe	g	4-8	0-0	4-4	1	5	6	1	12	2	0	2	1	21
13	Walker Kessler	g	1-2	0-1	3-3	0	1	1	2	5	0	3	1	0	7
14	Puff Johnson	g	0-1	0-1	0-0	0	0	0	0	0	0	0	0	0	7
24	Kerwin Walton	g	0-1	0-1	0-0	0	1	1	0	0	1	1	0	0	11
Team															
Totals			23-50	2-15	25-31	11	26	37	15	73	13	18	6	7	200

FG % 1st Half: 9-23 39.1% 2nd half: 14-27 51.9% Game: 23-50 46.0%
 3FG % 1st Half: 0-7 0.0% 2nd half: 2-8 25.0% Game: 2-15 13.3%
 FT % 1st Half: 12-18 66.7% 2nd half: 13-13 100.0% Game: 25-31 80.6%

Officials: Anthony Franklin, Jerry Heater, Raymie Styons
 Technical fouls: N.C. Central-None. North Carolina-None.
 Attendance:
 2020-21 Men's Basketball. Round: 0. N.C. Central vs North Carolina. Played at

Score by periods	1st	2nd	Total
N.C. Central	28	39	67
North Carolina	30	43	73

North Carolina vs Kentucky 12/19/20 2:00 pm at Cleveland, OH

7

North Carolina 75 • 5-2,0-0 ACC

#	Player	Total		3-Ptr		Rebounds			PF	TP	A	TO	Blk	Stl	Min
		FG-FGA	FG-FGA	FG-FGA	FT-FTA	Off	Def	Tot							
05	Armando Bacot	r	5-8	0-0	4-6	5	3	8	2	14	1	1	0	2	28
15	Garrison Brooks	r	5-7	0-1	1-3	2	4	6	4	11	1	3	2	1	26
01	Leaky Black	g	1-7	0-3	4-6	1	5	6	3	6	0	0	0	1	32
02	Caleb Love	g	4-14	0-5	3-3	0	0	0	4	11	6	2	0	0	30
04	RJ Davis	g	1-6	1-4	0-1	0	0	0	2	3	1	0	0	0	17
03	Andrew Platek	g	2-6	1-3	1-2	1	3	4	4	6	2	1	0	0	24
11	Day/Ron Sharpe	g	3-8	0-1	1-4	6	5	11	3	7	2	2	0	0	21
13	Walker Kessler	g	1-1	0-0	0-0	0	1	1	1	2	0	0	0	0	2
14	Puff Johnson	g	1-1	0-0	0-0	0	1	1	1	2	0	0	0	0	5
24	Kerwin Walton	g	3-3	3-3	4-4	0	0	0	0	13	1	2	0	0	15
25	Creighton Lebo	g	0-0	0-0	0-0	0	0	0	0	0	0	0	0	0	0+
30	K.J. Smith	g	0-0	0-0	0-0	0	0	0	0	0	0	0	0	0	0+
35	Ryan McAdoo	g	0-0	0-0	0-0	0	0	0	0	0	0	0	0	0	0+
Team															
Totals			26-61	5-20	18-29	15	23	38	25	75	14	11	3	2	200

FG % 1st Half: 15-30 50.0% 2nd half: 11-31 35.5% Game: 26-61 42.6%
 3FG % 1st Half: 2-10 20.0% 2nd half: 3-10 30.0% Game: 5-20 25.0%
 FT % 1st Half: 2-5 40.0% 2nd half: 16-24 66.7% Game: 18-29 62.1%

Kentucky 63 • 1-5,0-0 SEC

#	Player	Total		3-Ptr		Rebounds			PF	TP	A	TO	Blk	Stl	Min
		FG-FGA	FG-FGA	FG-FGA	FT-FTA	Off	Def	Tot							
23	Isaiah Jackson	r	1-2	0-0	1-2	1	4	5	5	3	0	2	1	0	15
30	Olivier Sarr	r	0-0	0-0	2-4	1	3	4	5	2	1	3	1	0	19
03	Brandon Boston Jr.	g	5-14	0-3	5-8	3	4	7	3	15	2	2	1	0	35
05	Terrence Clarke	g	3-11	0-3	0-1	0	3	3	5	6	0	3	0	0	25
10	Davion Mintz	g	6-11	3-6	2-5	3	5	8	3	17	2	2			

2020-21 BOX SCORES: GAMES 9-12



North Carolina vs Georgia Tech 12/30/20 8:00 pm at Atlanta, GA

9

North Carolina 67 • 5-4,0-2 ACC

#	Player	Total		3-Ptr		Rebounds			PF	TP	A	TO	Blk	Stl	Min
		FG-FGA	FT-FTA	FG-FGA	FT-FTA	Off	Def	Tot							
05	Armando Bacot	f	5-8	0-0	4-6	0	5	5	3	14	0	3	0	2	23
11	Day'Ron Sharpe	f	3-6	0-0	1-4	3	4	7	0	7	1	1	0	2	19
03	Andrew Platek	g	1-5	1-5	0-0	0	1	1	3	3	1	2	0	0	15
04	RJ Davis	g	1-7	1-3	2-2	0	3	3	2	5	3	3	0	0	24
24	Kerwin Walton	g	3-4	3-4	0-0	1	1	2	1	9	4	1	0	1	23
01	Leaky Black	g	5-7	0-2	0-0	1	2	3	2	10	2	3	1	1	29
02	Caleb Love	g	3-10	2-5	0-0	0	2	2	2	8	4	4	0	1	25
13	Walker Kessler	g	0-2	0-0	0-0	1	1	2	0	0	0	0	0	0	8
14	Puff Johnson	g	0-0	0-0	2-2	0	0	0	1	2	1	0	0	0	5
15	Garrison Brooks	g	4-7	1-1	0-0	3	8	11	3	9	1	1	1	0	29
	Team					1	0	1							
Totals			25-56	8-20	9-14	10	27	37	19	67	17	18	2	7	200

FG % 1st Half: 13-27 48.1% 2nd half: 12-29 41.4% Game: 25-56 44.6%
 3FG % 1st Half: 2-8 25.0% 2nd half: 6-12 50.0% Game: 8-20 40.0%
 FT % 1st Half: 7-7 100.0 2nd half: 2-7 28.6% Game: 9-14 64.3%

Deadball
Rebounds
3

Georgia Tech 72 • 5-3,1-1 ACC

#	Player	Total		3-Ptr		Rebounds			PF	TP	A	TO	Blk	Stl	Min
		FG-FGA	FT-FTA	FG-FGA	FT-FTA	Off	Def	Tot							
04	Jordan Usher	f	6-13	2-5	0-1	0	1	1	4	14	2	1	0	0	31
05	Moses Wright	f	3-10	0-2	2-3	1	5	6	4	8	1	2	1	5	39
00	Michael Devoe	g	7-11	4-7	2-4	0	2	2	0	20	4	5	0	0	37
03	Bubba Parham	g	3-4	3-4	0-1	0	4	4	3	9	3	1	0	2	27
10	Jose Alvarado	g	8-10	1-3	3-5	0	7	7	2	20	7	3	0	3	36
01	Kyle Sturdivant	g	0-0	0-0	0-0	0	0	0	0	0	0	0	0	0	1
12	Khalid Moore	g	0-1	0-1	1-2	0	3	3	3	1	1	1	1	1	21
24	Rodney Howard	g	0-2	0-0	0-0	0	0	0	1	0	0	0	0	0	8
	Team					1	1	2							
Totals			27-51	10-22	8-16	2	23	25	17	72	18	13	2	11	200

FG % 1st Half: 11-25 44.0% 2nd half: 16-26 61.5% Game: 27-51 52.9%
 3FG % 1st Half: 4-13 30.8% 2nd half: 6-9 66.7% Game: 10-22 45.5%
 FT % 1st Half: 3-7 42.9% 2nd half: 5-9 55.6% Game: 8-16 50.0%

Deadball
Rebounds
3

Officials: Lee Cassell, Clarence Armstrong, Ron Groover
 Technical fouls: North Carolina-None. Georgia Tech-None.
 Attendance: 1200
 2020-21 Men's Basketball. Round: 0. Georgia Tech vs North Carolina. Played at

Score by periods	1st	2nd	Total
North Carolina	35	32	67
Georgia Tech	29	43	72

Notre Dame vs North Carolina 01/02/21 4:00 pm at Chapel Hill, NC

10

Notre Dame 65 • 3-6,0-3 ACC

#	Player	Total		3-Ptr		Rebounds			PF	TP	A	TO	Blk	Stl	Min
		FG-FGA	FT-FTA	FG-FGA	FT-FTA	Off	Def	Tot							
11	Juwan Durham	f	4-6	0-0	0-3	0	2	2	3	8	3	1	1	0	17
14	Nate Laszewski	f	9-14	7-11	0-1	0	9	9	3	25	0	1	1	0	36
03	Prentiss Hubb	g	7-12	0-5	0-0	0	1	1	0	14	5	3	0	1	37
05	Cormac Ryan	g	2-8	1-6	0-0	0	3	3	2	5	5	1	0	1	38
23	Dane Goodwin	g	2-9	2-5	0-0	1	3	4	0	6	1	3	0	2	30
12	Tony Sanders Jr.	g	0-0	0-0	0-0	0	0	0	0	0	0	0	0	0	1
13	Nikola Djogo	g	2-4	1-1	0-0	0	0	0	1	5	2	0	0	0	18
25	Matt Zona	g	0-1	0-1	0-0	2	3	5	1	0	1	0	1	1	18
31	Elijah Morgan	g	0-1	0-1	2-2	0	0	0	1	2	0	0	0	0	5
	Team					0	2	2							
Totals			26-55	11-30	2-6	3	23	26	11	65	17	10	3	6	200

FG % 1st Half: 11-28 39.3% 2nd half: 15-27 55.6% Game: 26-55 47.3%
 3FG % 1st Half: 6-16 37.5% 2nd half: 5-14 35.7% Game: 11-30 36.7%
 FT % 1st Half: 2-2 100.0 2nd half: 0-4 0.0% Game: 2-6 33.3%

Deadball
Rebounds
3,1

North Carolina 66 • 6-4,1-2 ACC

#	Player	Total		3-Ptr		Rebounds			PF	TP	A	TO	Blk	Stl	Min
		FG-FGA	FT-FTA	FG-FGA	FT-FTA	Off	Def	Tot							
05	Armando Bacot	f	1-7	0-0	2-4	5	5	10	2	4	1	1	0	1	18
11	Day'Ron Sharpe	f	9-19	0-0	7-9	8	2	10	2	25	1	2	0	1	29
01	Leaky Black	g	3-7	1-2	1-1	3	1	4	2	8	3	0	0	0	30
02	Caleb Love	g	2-7	1-3	0-0	0	0	0	1	5	0	2	0	0	15
24	Kerwin Walton	g	4-8	4-8	0-0	0	1	1	0	12	3	1	0	0	27
03	Andrew Platek	g	0-2	0-2	0-0	0	5	5	0	0	1	0	0	0	15
04	RJ Davis	g	1-6	1-6	0-0	0	3	3	0	3	2	2	0	0	23
13	Walker Kessler	g	1-4	0-0	0-0	1	1	2	1	2	0	1	1	0	5
14	Puff Johnson	g	1-2	0-1	0-0	1	1	2	0	2	0	0	1	1	10
15	Garrison Brooks	g	2-7	1-1	0-0	3	5	8	2	5	4	0	0	1	28
	Team					1	3	4							
Totals			24-69	8-23	10-14	22	27	49	10	66	15	9	2	4	200

FG % 1st Half: 10-32 31.3% 2nd half: 14-37 37.8% Game: 24-69 34.8%
 3FG % 1st Half: 4-12 33.3% 2nd half: 4-11 36.4% Game: 8-23 34.8%
 FT % 1st Half: 5-7 71.4% 2nd half: 5-7 71.4% Game: 10-14 71.4%

Deadball
Rebounds
3

Officials: Lamar Simpson, Keith Kimble, Raymie Styons
 Technical fouls: Notre Dame-None. North Carolina-None.
 Attendance:
 2020-21 Men's Basketball. Round: 0. North Carolina vs Notre Dame. Played at Sm

Score by periods	1st	2nd	Total
Notre Dame	30	35	65
North Carolina	29	37	66

11

12

2020-21 PHOTO ROSTER



0 – ANTHONY HARRIS
6-4, R-Fr., G
Woodbridge, Va.



1 – LEAKY BLACK
6-7, So., G
Concord, N.C.



2 – CALEB LOVE
6-4, Fr., G
St. Louis, Mo.



3 – ANDREW PLATEK
6-4, Sr., G
Guilford, N.Y.



4 – RJ DAVIS
6-0, Fr., G
White Plains, N.Y.



5 – ARMANDO BACOT
6-10, So., F/C
Richmond, Va.



11 – DAY'RON SHARPE
6-10, Fr., F/C
Greenville, N.C.



13 – WALKER KESSLER
7-1, Fr., F/C
Newnan, Ga.



14 – PUFF JOHNSON
6-8, Fr., G
Moon Township, Pa.



15 – GARRISON BROOKS
6-10, Sr., F
LaFayette, Ala.



21 – STERLING MANLEY
6-11, R-Jr., F/C
Pickerington, Ohio



22 – WALKER MILLER
6-11, Sr., F/C
Greensboro, N.C.




24 – KERWIN WALTON
6-5, Fr., G
Hopkins, Minn.



25 – CREIGHTON LEBO
6-1, Fr., G
Wilson, N.C.




30 – K.J. SMITH
6-2, R-Sr., G
Calabasas, Calif.



34 – DUWE FARRIS
6-6, 205, Soph.
Charlotte, N.C.



35 – RYAN McADOO
6-5, R-Jr., F
Boca Raton, Fla.



ROY WILLIAMS
Head Coach



STEVE ROBINSON
Assistant Coach



HUBERT DAVIS
Assistant Coach



BRAD FREDERICK
Assistant Coach



SEAN MAY
Director of
Basketball Operations



KENDALL MARSHALL
Asst. Director of
Basketball Operations



ERIC HOOTS
Director of
Player Development



JONAS SAHRATIAN
Strength &
Conditioning



DOUG HALVERSON
Athletics Trainer

2020-21 COVERING THE TAR HEELS



CREREDENTIALS

Media seating in the Smith Center will be limited to approximately 15 seats (not including broadcast and radio networks) due to the pandemic. Seats will be reserved in this order: media that regularly cover Carolina Basketball, the visiting team and national media.

Credentials will be issued on a game-by-game basis (no season credentials).

Please make credential requests online at SportsSystems.com/UNCBasketball

Media will be able to request credentials beginning two weeks before each scheduled game for a window of time that ends one week prior to the game. For example, the system will accept credentials for the Jan. 23 game vs. NC State from 8 a.m. on January 9 to 5 p.m. on January 16.

We are not accepting photo or minicam requests for credentials. There are only a limited number of photo opportunities, which will be handled directly by Steve Kirschner, Senior Associate A.D. for Communications.

Approved credentials may be picked up at media will call at Smith Center Entrance D, which will open one hour before the scheduled starting time. Entrance D is diagonally across the building from the media entrance last season. Entrance D is closest to the reserved parking lot behind the natatorium and the Smith Center/basketball offices.

All briefcases, computer bags and photo equipment are subject to search.

AWAY GAME CREDENTIALS

ACC Games: email Kirschner (each school will have different access...the schools will let Kirschner if, and how many, media/photographer seats will be available for the visiting team).

PARKING

Parking will be emailed to you by Emilee McCollum of the Smith Center staff. Please note that at least for the first few games, media parking is in the Manning Drive lot (this is a recent change). To access: from Manning Drive, turn onto Bowles Drive (turn on the end of Bowles Drive closest to 15-501, not up the hill by the dorms). Once on Bowles, turn on Tar Heel Boulevard (which is just a driveway that leads behind the natatorium and the arena). Just before the security hut turn left and that's the Manning Drive lot.

HEALTH & SAFETY

Acceptance of a credential acknowledges and assumes risks associated with Covid-19 and the bearer agrees not to use the credential in the event that he or she is sick or symptomatic.

An online health survey must be completed before media is allowed to enter the Smith Center. The survey will be emailed to you several days before the game; please go online and fill it out the day of the game (it takes about a minute to complete). Temperature checks will be done at the media entrance (Gate D). Once you have passed a temperature check and are allowed to enter the arena, please proceed to the media seating in section 212.

A mask must be worn at all times in the Smith Center. Media representatives must bring their own mask that fully covers their nose and mouth, plus any other personal protective equipment they wish to use. We ask that you do not attend the game if you are experiencing any symptoms of Covid-19.

Hand sanitizer dispensers will be available throughout the arena.

Individuals must sit in their assigned seat and adhere to physical distancing guidelines (at least six feet apart) while moving within the arena.

MEDIA WORK ROOM, MEDIA SEATING IN ARENA

The media work room adjacent to the visiting team's locker room will be closed this season. Upon entering the arena, media should proceed directly to their assigned seats in section 212 and plan to work there for the duration of your visit to the Smith Center.

PHOTO SPOTS/PHOTO WORK SPACE

A limited number of photographers may be allowed to shoot from designated areas around the arena. Those assignments will be coordinated by Steve Kirschner. Availability will be very limited and may change over the course of the season due to the pandemic. Other than a photographer and videographer who travel with each team and are tested on a regular basis, photo/video spots that are assigned will be at least 15 feet (and could be farther away) from the edge of the essential personnel perimeter that has been established by the ACC.

There will be a pool photographer and pool videographer assigned to each game who will provide still and video images for media use through a digital sharing site managed by the Atlantic Coast Conference. Check with Kirschner for details.

POSTGAME AVAILABILITY

All postgame interviews with Coach Williams and UNC players will be via Zoom or another digital platform. The raw files for UNC will be archived to GoHeels.com and a select number of quotes may be posted and distributed.

NON-GAMEDAY INTERVIEWS

All interviews will be done this season via Zoom or by phone.

Throughout the season, Williams and players should be available via Zoom a day or two before select games. A schedule of these sessions will be posted in the game notes.

Interview requests should be made through the athletic communications office. Contact Kirschner with interview requests for Coach Williams. Due to contractual obligations, Williams is unable to participate in live radio call-in shows.

Media should direct player interview requests to Matt Bowers (mattbowers@unc.edu, 919-619-7021). Player interviews typically occur before practice. Players are not available for interviews on game day or on non-practice days.

ACC TELECONFERENCE

Beginning in January, Roy Williams will be available on most Mondays for 10 minutes on the ACC teleconference. Coaches do not participate on the Monday call if their teams play that evening (UNC plays on Monday on Feb. 8 and March 1). Media should contact Kirschner or the ACC for the teleconference number.

ONLINE & SOCIAL MEDIA

Carolina's official website is GoHeels.com, which features the yearbook, record book, statistics, game notes, roster, schedule, archives and other information. Archived recordings of the weekly and postgame Zoom press conferences will be posted to the site. Follow the Tar Heels on Twitter and Instagram at @UNC_Basketball.

A stats and notes Twitter feed is available at @UNCMBBStats

TAR HEEL SPORTS PROPERTIES

The Tar Heel Sports Network features play-by-play voice Jones Angell, analyst Eric Montross, host Dave Nathan and GoHeels.com columnist Adam Lucas. Angell is in his 10th year calling the action, while Montross, a two-time All-America and starting center for the 1993 NCAA champion Tar Heels, is in his 15th year on the broadcast.

The network, led by general manager Chuck Schroeder, typically comes on the air one hour before the scheduled tip. A complete station list is available at GoHeels.com – follow the Multi-Media and Tar Heel Sports Network tabs.

Name (email, Twitter)

Jones Angell (jangell@unc.edu, @jonesangell)

Eric Montross (eric@ramsclub.com)

Dave Nathan (dnathan20@gmail.com, @davenathanonair)

Adam Lucas (alucas8293@gmail.com, @jadamlucas)

Angell hosts Roy Williams Live!, Carolina Basketball's weekly radio call-in show, and the coach's weekly TV highlights show.

Angell and Lucas also host the Carolina Insider podcast (@carolina_pod). Check the game notes for a list of dates for the radio and TV shows.

VISITING RADIO

Radio network rights-holders for opposing teams is located this season in booth 111, located at the back of the lower level in section 111. UNC provides an Ethernet line and one analog line for your use.

ATHLETIC COMMUNICATIONS OFFICE

The Athletic Communications office is located on the second level of the Media and Communications Center, which is adjacent to the Dean E. Smith Center. The mailing address is 380 Skipper Bowles Drive, Chapel Hill NC 27514.

Senior Associate AD (contact for Roy Williams)	Steve Kirschner
Direct Office Phone	(919) 962-7258
Cell Phone	(919) 475-2695
Email	stevekirschner@unc.edu
To Apply for Credentials	SportsSystems.com/UNCBasketball
Associate Director (contact for player interviews)	Matt Bowers
Cell Phone	(919) 619-7021
Email	mattbowers@unc.edu
Office Manager/Media Will Call	Kathy Griggs
Office Phone	(919) 962-2123
Web Site	GoHeels.com
Carolina Basketball Twitter	@UNC_Basketball
Stats and Notes Twitter	@UNCMBBStats
Instagram	@UNC_Basketball
YouTube	UNCTarHeelsAthletics



2020-21 North Carolina Men's Basketball 10-Game Stats

through 1/2/21

Game Records

Record	Overall	Home	Away	Neutral
ALL GAMES	6-4	3-0	0-3	3-1
CONFERENCE	1-2	1-0	0-2	0-0
NON-CONFERENCE	5-2	2-0	0-1	3-1

Score by Periods

Team	1st	2nd	OT	TOT
North Carolina	334	394	0	728
Opponents	352	330	0	682

Team Box Score

No.	Player				Total		3-Point		F-Throw		Rebounds											
		GP-GS	MIN	AVG	FG-FGA	FG%	3FG-FGA	3FG%	FT-FTA	FT%	OFF	DEF	TOT	AVG	PF	DQ	A	TO	BLK	STL	PTS	AVG
5	BACOT, Armando	10-10	229:09	22.9	41-62	.661	0-0	.000	32-48	.667	34	48	82	8.2	21	1	3	19	9	4	114	11.4
15	BROOKS, Garrison	10-8	281:09	28.1	43-92	.467	2-3	.667	18-33	.545	30	48	78	7.8	29	0	13	16	8	5	106	10.6
2	LOVE, Caleb	10-9	281:16	28.1	34-118	.288	7-42	.167	27-32	.844	4	17	21	2.1	21	0	34	33	5	9	102	10.2
11	SHARPE, Day'Ron	10-2	192:36	19.3	37-70	.529	0-2	.000	22-38	.579	35	40	75	7.5	21	0	16	19	10	11	96	9.6
4	DAVIS, RJ	10-9	278:50	27.9	29-88	.330	12-40	.300	19-26	.731	6	24	30	3.0	18	0	26	22	0	2	89	8.9
1	BLACK, Leaky	10-9	292:39	29.3	25-68	.368	3-15	.200	16-22	.727	15	46	61	6.1	20	0	18	14	4	13	69	6.9
3	PLATEK, Andrew	10-1	152:33	15.3	20-48	.417	10-28	.357	8-10	.800	6	16	22	2.2	18	0	7	12	2	7	58	5.8
24	WALTON, Kerwin	10-2	138:43	13.9	13-27	.481	12-24	.500	5-6	.833	3	9	12	1.2	5	0	18	8	0	3	43	4.3
13	KESSLER, Walker	10-0	77:53	7.8	12-21	.571	0-2	.000	7-16	.438	12	13	25	2.5	13	0	0	7	6	5	31	3.1
22	MILLER, Walker	2-0	06:50	3.4	1-3	.333	0-0	.000	2-2	1.000	1	0	1	0.5	3	0	0	0	0	0	4	2.0
14	JOHNSON, Puff	10-0	48:37	4.9	6-11	.545	1-6	.167	2-2	1.000	1	5	6	0.6	4	0	1	1	1	1	15	1.5
30	SMITH, K.J.	4-0	08:48	2.2	0-1	.000	0-0	.000	1-2	.500	0	2	2	0.5	0	0	0	0	0	0	1	0.3
25	LEBO, Creighton	3-0	03:00	1.0	0-1	.000	0-1	.000	0-0	.000	0	1	1	0.3	0	0	0	0	0	0	0	0.0
35	MCADOO, Ryan	3-0	05:09	1.7	0-2	.000	0-1	.000	0-0	.000	0	0	0	0.0	0	0	0	1	0	0	0	0.0
34	FARRIS, Duwe	2-0	02:47	1.4	0-0	.000	0-0	.000	0-0	.000	0	1	1	0.5	0	0	0	0	0	0	0	0.0
Team											15	17	32				3					
Total		10	2000		261-612	.426	47-164	.287	159-237	.671	162	287	449	44.9	173	1	136	155	45	60	728	72.8
Opponents		10	2000		251-590	.425	87-243	.358	93-157	.592	87	227	314	31.4	206	8	128	135	38	87	682	68.2

Team Statistics

	UNC	OPP
Scoring	728	682
Points per game	72.8	68.2
Scoring margin	+4.6	-
Field goals-att	261-612	251-590
Field goal pct	.426	.425
3 point fg-att	47-164	87-243
3-point FG pct	.287	.358
3-pt FG made per game	4.7	8.7
Free throws-att	159-237	93-157
Free throw pct	.671	.592
F-Throws made per game	15.9	9.3
Rebounds	449	314
Rebounds per game	44.9	31.4
Rebounding margin	+13.5	-
Assists	136	128
Assists per game	13.6	12.8
Turnovers	155	135
Turnovers per game	15.5	13.5
Turnover margin	-2.0	-
Assist/turnover ratio	0.9	0.9
Steals	60	87
Steals per game	6.0	8.7
Blocks	45	38
Blocks per game	4.5	3.8
Winning streak	1	-
Home win streak	3	-
Attendance	0	1783
Home games-Avg/Game	3-0	3-594
Neutral site-Avg/Game	-	4-0

Team Results

Date	Opponent		Score	Att.
11/25/2020	Col. of Charleston	W	79-60	0
11/30/2020	vs UNLV	W	78-51	0
12/01/2020	vs Stanford	W	67-63	0
12/02/2020	vs Texas	L	67-69	0
12/08/2020	at Iowa	L	80-93	583
12/12/2020	N.C. Central	W	73-67	0
12/19/2020	vs Kentucky	W	75-63	0
12/22/2020	at NC State	L	76-79	0
12/30/2020	at Georgia Tech	L	67-72	1200
01/02/2021	Notre Dame	W	66-65	0



2020-21 North Carolina Men's Basketball ACC Games

through 1/2/21

Game Records

Record	Overall	Home	Away	Neutral
ALL GAMES	1-2	1-0	0-2	0-0
CONFERENCE	1-2	1-0	0-2	0-0
NON-CONFERENCE	0-0	0-0	0-0	0-0

Score by Periods

Team	1st	2nd	OT	TOT
North Carolina	106	103	0	209
Opponents	108	108	0	216

Team Box Score

No.	Player				Total		3-Point		F-Throw		Rebounds											
		GP-GS	MIN	AVG	FG-FGA	FG%	3FG-FGA	3FG%	FT-FTA	FT%	OFF	DEF	TOT	AVG	PF	DQ	A	TO	BLK	STL	PTS	AVG
11	SHARPE, Day'Ron	3-2	62:20	20.8	15-31	.484	0-1	.000	8-13	.615	15	9	24	8.0	5	0	3	6	1	4	38	12.7
5	BACOT, Armando	3-3	64:04	21.4	13-24	.542	0-0	.000	8-14	.571	8	13	21	7.0	6	0	1	7	1	3	34	11.3
24	WALTON, Kerwin	3-2	61:37	20.5	8-13	.615	7-12	.583	1-2	.500	2	2	4	1.3	2	0	8	2	0	1	24	8.0
1	BLACK, Leaky	3-2	88:21	29.5	10-19	.526	1-4	.250	3-3	1.000	4	6	10	3.3	8	0	9	5	1	4	24	8.0
15	BROOKS, Garrison	3-1	87:29	29.2	11-28	.393	2-2	1.000	0-1	.000	8	18	26	8.7	9	0	6	4	3	1	24	8.0
2	LOVE, Caleb	3-2	68:06	22.7	8-31	.258	3-12	.250	5-5	1.000	1	5	6	2.0	4	0	8	8	0	2	24	8.0
4	DAVIS, RJ	3-2	82:54	27.6	7-27	.259	3-13	.231	2-2	1.000	0	9	9	3.0	4	0	8	8	0	0	19	6.3
3	PLATEK, Andrew	3-1	40:40	13.6	4-11	.364	2-9	.222	1-1	1.000	2	7	9	3.0	6	0	3	3	0	0	11	3.7
14	JOHNSON, Puff	3-0	18:45	6.3	2-4	.500	0-2	.000	2-2	1.000	1	2	3	1.0	1	0	1	0	1	1	6	2.0
13	KESSLER, Walker	3-0	25:43	8.6	2-7	.286	0-0	.000	1-2	.500	5	5	10	3.3	3	0	0	2	4	3	5	1.7
Team											4	5	9									
Total		3	600		80-195	.410	18-55	.327	31-45	.689	50	81	131	43.7	48	0	47	45	11	19	209	69.7
Opponents		3	600		83-170	.488	29-69	.420	21-42	.500	17	68	85	28.3	47	0	45	37	11	25	216	72.0

Team Statistics

	UNC	OPP
Scoring	209	216
Points per game	69.7	72.0
Scoring margin	-2.3	-
Field goals-att	80-195	83-170
Field goal pct	.410	.488
3 point fg-att	18-55	29-69
3-point FG pct	.327	.420
3-pt FG made per game	6.0	9.7
Free throws-att	31-45	21-42
Free throw pct	.689	.500
F-Throws made per game	10.3	7.0
Rebounds	131	85
Rebounds per game	43.7	28.3
Rebounding margin	+15.3	-
Assists	47	45
Assists per game	15.7	15.0
Turnovers	45	37
Turnovers per game	15.0	12.3
Turnover margin	-2.7	-
Assist/turnover ratio	1.0	1.2
Steals	19	25
Steals per game	6.3	8.3
Blocks	11	11
Blocks per game	3.7	3.7
Winning streak	1	-
Home win streak	1	-
Attendance	0	1200
Home games-Avg/Game	1-0	2-600
Neutral site-Avg/Game	-	0-0

Team Results

Date	Opponent		Score	Att.
12/22/2020	at NC State	L	76-79	0
12/30/2020	at Georgia Tech	L	67-72	1200
01/02/2021	Notre Dame	W	66-65	0



2020-21 North Carolina Men's Basketball Wins

through 1/2/21

Game Records

Record	Overall	Home	Away	Neutral
ALL GAMES	6-0	3-0	0-0	3-0
CONFERENCE	1-0	1-0	0-0	0-0
NON-CONFERENCE	5-0	2-0	0-0	3-0

Score by Periods

Team	1st	2nd	OT	TOT
North Carolina	198	240	0	438
Opponents	191	178	0	369

Team Box Score

No.	Player	Total			3-Point		F-Throw		Rebounds				Other Stats									
		GP-GS	MIN	AVG	FG-FGA	FG%	3FG-FGA	3FG%	FT-FTA	FT%	OFF	DEF	TOT	AVG	PF	DQ	A	TO	BLK	STL	PTS	AVG
5	BACOT, Armando	6-6	135:30	22.6	24-36	.667	0-0	.000	22-31	.710	22	26	48	8.0	11	0	3	10	6	2	70	11.7
2	LOVE, Caleb	6-6	166:29	27.7	22-68	.324	4-25	.160	19-22	.864	1	9	10	1.7	15	0	20	19	5	6	67	11.2
11	SHARPE, Day'Ron	6-1	128:16	21.4	22-46	.478	0-1	.000	18-27	.667	22	28	50	8.3	12	0	12	11	8	6	62	10.3
15	BROOKS, Garrison	6-5	159:13	26.5	20-48	.417	1-2	.500	11-22	.500	18	27	45	7.5	15	0	9	9	3	5	52	8.7
4	DAVIS, RJ	6-5	153:00	25.5	16-48	.333	8-26	.308	10-13	.769	5	13	18	3.0	11	0	9	10	0	1	50	8.3
3	PLATEK, Andrew	6-0	105:21	17.6	13-32	.406	6-18	.333	5-7	.714	3	13	16	2.7	11	0	5	6	2	7	37	6.2
1	BLACK, Leaky	6-6	172:49	28.8	11-39	.282	2-12	.167	12-17	.706	11	25	36	6.0	10	0	8	7	3	6	36	6.0
24	WALTON, Kerwin	6-1	83:55	14.0	8-18	.444	8-16	.500	4-4	1.000	1	6	7	1.2	3	0	10	6	0	0	28	4.7
13	KESSLER, Walker	6-0	42:59	7.2	9-14	.643	0-2	.000	4-7	.571	7	7	14	2.3	9	0	0	5	2	2	22	3.7
22	MILLER, Walker	2-0	06:50	3.4	1-3	.333	0-0	.000	2-2	1.000	1	0	1	0.5	3	0	0	0	0	0	4	2.0
14	JOHNSON, Puff	6-0	29:17	4.9	4-7	.571	1-4	.250	0-0	.000	1	3	4	0.7	3	0	0	1	1	1	9	1.5
30	SMITH, K.J.	3-0	05:24	1.8	0-1	.000	0-0	.000	1-2	.500	0	1	1	0.3	0	0	0	0	0	0	1	0.3
25	LEBO, Creighton	3-0	03:00	1.0	0-1	.000	0-1	.000	0-0	.000	0	1	1	0.3	0	0	0	0	0	0	0	0.0
35	MCADOO, Ryan	3-0	05:09	1.7	0-2	.000	0-1	.000	0-0	.000	0	0	0	0.0	0	0	0	1	0	0	0	0.0
34	FARRIS, Duwe	2-0	02:47	1.4	0-0	.000	0-0	.000	0-0	.000	0	1	1	0.5	0	0	0	0	0	0	0	0.0
Team											7	11	18				2					
Total		6	1200		150-363	.413	30-108	.278	108-154	.701	99	171	270	45.0	103	0	76	87	30	36	438	73.0
Opponents		6	1200		135-339	.398	43-142	.303	56-93	.602	51	134	185	30.8	128	7	68	86	21	50	369	61.5

Team Statistics

	UNC	OPP
Scoring	438	369
Points per game	73.0	61.5
Scoring margin	+11.5	-
Field goals-att	150-363	135-339
Field goal pct	.413	.398
3 point fg-att	30-108	43-142
3-point FG pct	.278	.303
3-pt FG made per game	5.0	7.2
Free throws-att	108-154	56-93
Free throw pct	.701	.602
F-Throws made per game	18.0	9.3
Rebounds	270	185
Rebounds per game	45.0	30.8
Rebounding margin	+14.2	-
Assists	76	68
Assists per game	12.7	11.3
Turnovers	87	86
Turnovers per game	14.5	14.3
Turnover margin	-0.2	-
Assist/turnover ratio	0.9	0.8
Steals	36	50
Steals per game	6.0	8.3
Blocks	30	21
Blocks per game	5.0	3.5
Winning streak	6	-
Home win streak	3	-
Attendance	0	0
Home games-Avg/Game	3-0	0-0
Neutral site-Avg/Game	-	3-0

Team Results

Date	Opponent		Score	Att.
11/25/2020	Col. of Charleston	W	79-60	0
11/30/2020	vs UNLV	W	78-51	0
12/01/2020	vs Stanford	W	67-63	0
12/12/2020	N.C. Central	W	73-67	0
12/19/2020	vs Kentucky	W	75-63	0
01/02/2021	Notre Dame	W	66-65	0



2020-21 North Carolina Men's Basketball Losses

through 1/2/21

Game Records

Record	Overall	Home	Away	Neutral
ALL GAMES	0-4	0-0	0-3	0-1
CONFERENCE	0-2	0-0	0-2	0-0
NON-CONFERENCE	0-2	0-0	0-1	0-1

Score by Periods

Team	1st	2nd	OT	TOT
North Carolina	136	154	0	290
Opponents	161	152	0	313

Team Box Score

No.	Player				Total		3-Point		F-Throw		Rebounds											
		GP-GS	MIN	AVG	FG-FGA	FG%	3FG-FGA	3FG%	FT-FTA	FT%	OFF	DEF	TOT	AVG	PF	DQ	A	TO	BLK	STL	PTS	AVG
15	BROOKS, Garrison	4-3	121:56	30.5	23-44	.523	1-1	1.000	7-11	.636	12	21	33	8.3	14	0	4	7	5	0	54	13.5
5	BACOT, Armando	4-4	93:39	23.4	17-26	.654	0-0	.000	10-17	.588	12	22	34	8.5	10	1	0	9	3	2	44	11.0
4	DAVIS, RJ	4-4	125:50	31.5	13-40	.325	4-14	.286	9-13	.692	1	11	12	3.0	7	0	17	12	0	1	39	9.8
2	LOVE, Caleb	4-3	114:46	28.7	12-50	.240	3-17	.176	8-10	.800	3	8	11	2.8	6	0	14	14	0	3	35	8.8
11	SHARPE, Day'Ron	4-1	64:20	16.1	15-24	.625	0-1	.000	4-11	.364	13	12	25	6.3	9	0	4	8	2	5	34	8.5
1	BLACK, Leaky	4-3	119:50	30.0	14-29	.483	1-3	.333	4-5	.800	4	21	25	6.3	10	0	10	7	1	7	33	8.3
3	PLATEK, Andrew	4-1	47:12	11.8	7-16	.438	4-10	.400	3-3	1.000	3	3	6	1.5	7	0	2	6	0	0	21	5.3
24	WALTON, Kerwin	4-1	54:48	13.7	5-9	.556	4-8	.500	1-2	.500	2	3	5	1.3	2	0	8	2	0	3	15	3.8
13	KESSLER, Walker	4-0	34:54	8.7	3-7	.429	0-0	.000	3-9	.333	5	6	11	2.8	4	0	0	2	4	3	9	2.3
14	JOHNSON, Puff	4-0	19:20	4.8	2-4	.500	0-2	.000	2-2	1.000	0	2	2	0.5	1	0	1	0	0	0	6	1.5
30	SMITH, K.J.	1-0	03:24	3.4	0-0	.000	0-0	.000	0-0	.000	0	1	1	1.0	0	0	0	0	0	0	0	0.0
Team											8	6	14				1					
Total		4	800		111-249	.446	17-56	.304	51-83	.614	63	116	179	44.8	70	1	60	68	15	24	290	72.5
Opponents		4	800		116-251	.462	44-101	.436	37-64	.578	36	93	129	32.3	78	1	60	49	17	37	313	78.3

Team Statistics

	UNC	OPP
Scoring	290	313
Points per game	72.5	78.3
Scoring margin	-5.8	-
Field goals-att	111-249	116-251
Field goal pct	.446	.462
3 point fg-att	17-56	44-101
3-point FG pct	.304	.436
3-pt FG made per game	4.3	11.0
Free throws-att	51-83	37-64
Free throw pct	.614	.578
F-Throws made per game	12.8	9.3
Rebounds	179	129
Rebounds per game	44.8	32.3
Rebounding margin	+12.5	-
Assists	60	60
Assists per game	15.0	15.0
Turnovers	68	49
Turnovers per game	17.0	12.3
Turnover margin	-4.8	-
Assist/turnover ratio	0.9	1.2
Steals	24	37
Steals per game	6.0	9.3
Blocks	15	17
Blocks per game	3.8	4.3
Winning streak	0	-
Home win streak	0	-
Attendance	0	1783
Home games-Avg/Game	0-0	3-594
Neutral site-Avg/Game	-	1-0

Team Results

Date	Opponent		Score	Att.
12/02/2020	vs Texas	L	67-69	0
12/08/2020	at Iowa	L	80-93	583
12/22/2020	at NC State	L	76-79	0
12/30/2020	at Georgia Tech	L	67-72	1200