

SYRACUSE (7-4, 1-3) vs MIAMI (6-6, 2-5)

Tuesday, Jan. 19, 2021 • Carrier Dome • Syracuse, N.Y. • 7:00 p.m. • ACC Network

2020-21 Schedule

November		
	27 BRYANT	W, 85-84
December		
	3 NIAGARA	W, 75-45
	5 RIDER	W, 87-52
ACC/Big 10 Challenge		
	8 #21 at Rutgers	L, 69-79
	12 at Boston College	W, 101-63
	16 NORTHEASTERN	W, 62-56
	19 BUFFALO	W, 107-96 OT
	30 at Wake Forest	ppd.
January		
	6 PITTSBURGH	L, 60-63
	6 FLORIDA STATE	ppd.
	9 GEORGETOWN	W, 74-69
	12 at North Carolina	L, 75-81
	12 CLEMSON	ppd.
	16 at Pittsburgh	L, 76-96
	19 MIAMI	7:00 p.m.
	23 VIRGINIA TECH	12:00 p.m.
	25 at Virginia	7:00 p.m.
	31 NC State	6:00 p.m.
February		
	3 LOUISVILLE	7:00 p.m.
	6 at Clemson	2:00 p.m.
	9 NC STATE	6:30 p.m.
	13 BOSTON COLLEGE	2:00 p.m.
	17 at Louisville	7:00 p.m.
	20 NOTRE DAME	2:00 p.m.
	22 at Duke	7:00 p.m.
	27 at Georgia Tech	12:00 p.m.
March		
	1 NORTH CAROLINA	7:00 p.m.
ACC Tournament		
	9- ACC Tournament	TBA
	13 at Greensboro, N.C.	

ACCN **TK99** **WAER** 88.3
 CLASSIC ROCK 99.5/105.5

Dave O'Brien **Matt Park** **Cooper Boardman**
Corey Alexander **Jim Satalin** **Sam Oppenheim**

'Canes Come To The 'Cuse

The Orange look to snap a two-game losing streak as they welcome Miami to the Carrier Dome on Tuesday night.

The Syracuse-Miami Series

- ✓ Syracuse leads the all-time series with Miami, 19-9.
- ✓ Last season, the Hurricanes edged the Orange in OT, 69-65. Marek Dolezaj led Syracuse with 17 points while Isaiah Wong had 18 points for Miami.

Syracuse Notes

- ✓ **Alan Griffin** is coming off a career-high 28 points at Pitt. He has scored 20-or-more points in five of 11 games.
- ✓ In its last two games (at North Carolina, at Pitt), Syracuse has been outrebounded by 17 and 11, respectively.
- ✓ **Quincy Guerrier** is coming off back-to-back double-doubles against North Carolina (23 points-11 rebounds) and Pitt (18 points-13 rebounds).
- ✓ **Buddy Boeheim** has averaged 17.0 points over his past three games.

Miami Notes

- ✓ Miami is coming off a 78-72 victory against #16/18 Louisville.
- ✓ The Hurricane's first five losses this year were by an average of 2.8 points per game.
- ✓ Sophomore guard **Isaiah Wong** leads Miami in scoring, averaging 17.6 points per game. He tallied 30 versus Louisville.
- ✓ Redshirt senior **Nysier Brooks**, Miami's 7-foot center, has the squad's top board marks (6.8 rpg.).

S	VS.	U
2020-21	Season	2020-21
7-4	W-L	6-6
6-4	Last 10	3-7
2-3	Last 5	2-3
79.2	PPG	68.3
71.3	OPP PPG	66.8
+7.9	Margin	+1.5
.440	FG %	.436
.400	FG % DEF	.407
.315	3PT %	.281
.297	3PT % DEF	.358
.784	FT %	.685
38.7	RPG	38.3
39.3	OPP RPG	33.7
-0.5	Margin	+4.7
17.5	Assists PG	12.3
12.4	Turnovers PG	14.0
1.4	A/TO Ratio	0.9
4.9	Blocks PG	4.3
8.6	Steals PG	6.8

SYRACUSE STORYLINES

1. Syracuse leads the ACC in assists per game (17.5), good for 19th in the nation.
2. Five SU players are averaging double-digit scoring: **Griffin, Guerrier, Boeheim, Dolezaj** and **Girard III**.
3. **Quincy Guerrier** has a squad-best six double-doubles.

SYRACUSE VETERANS

2020-21					2020-21						
No.	Player	Pos.	Class	PPG	RPG	No.	Player	Pos.	Class	PPG	RPG
	35 Buddy Boeheim	G	Jr.	15.1	2.4		11 Joseph Girard III	G	So.	10.2	3.2
Scored SU season-high 18 first-half points at UNC					Has started 41 straight games at Syracuse						
Tallied 24 points vs. Buffalo					Leads team in assist average (4.1)						
	20 Robert Braswell	F	RSO.	3.0	1.8		0 Alan Griffin	G	Jr.	16.7	7.3
Career-high 12 points vs. Pitt					Career-high 28 points at Pitt						
Personal-best four boards at Pitt					Has started 10-of-11 games						
	21 Marek Dolezaj	F	Sr.	11.5	5.4		1 Quincy Guerrier	F	So.	16.5	9.8
Posted 19 pts., 5 assists, 8 rebs., 4 blocks vs. Buffalo					Had sixth double-double (18 pts., 13 reb.) at Pitt						
Scored 10+ points in six of past eight games					Career-high 27 points vs. Buffalo						
	14 Jesse Edwards	C	So.	0.5	0.3		34 Bourama Sidibe	F	Sr.	2.0	1.0
Scored three points at Boston College					Suffered leg injury vs. Bryant; Had surgery 12/1						
Has played in six of 11 games					Topped 10 boards nine times a year ago						

@Cuse_MBB SyracuseOrange Cuse_mbb

/SyracuseOrange



2020-21 Syracuse Basketball Roster

Alphabetical

No.	Name	Pos.	Ht.	Wt.	Yr.	Hometown (H.S./Prep/College)
2	Ajak, John Bol	C	6-10	215	RFr.	Natinga, South Sudan (Westtown School, Pa.)
5	Anselem, Frank	C	6-10	210	Fr.	Lagos, Nigeria (Westlake, Ga./Lincoln Academy, Ga./Prolific Prep, Calif.)
23	Bartley, Jaylen	G	6-2	173	Jr.	Atlanta, Ga. (Montrose Christian School, Md./Clarksburg, Md./Pimmit Hills, Va./Marion Military Institute, Ala./Manor College, Pa./North Virginia Community)
35	Boeheim, Buddy	G	6-6	195	Jr.	Fayetteville, N.Y. (Jamesville-DeWitt/Brewster Academy, N.H.)
20	Braswell, Robert	F	6-7	206	RSO.	Jacksonville, Fla. (Blythewood, S.C.)
10	Cordes, Arthur	G	6-3	185	Fr.	Wallingford, Conn. (Xavier/Sheehan)
21	Dolezaj, Marek	F	6-10	201	Sr.	Bratislava, Slovakia (Karlovska)
14	Edwards, Jesse	C	6-11	215	So.	Amsterdam, Netherlands (IMG Academy, Fla.)
25	Feldman, Shane	G	6-2	160	Fr.	Agoura Hills, Ca. (Agoura)
32	Giancola, Nick	F	6-5	205	Sr.	Lexington, Ken. (Lexington Catholic)
11	Girard III, Joseph	F	6-1	195	So.	Glens Falls, N.Y. (Glens Falls)
0	Griffin, Alan	G	6-5	190	Jr.	Ossining, N.Y. (Ossining/Archbishop Stepinac/Illinois)
1	Guerrier, Quincy	F	6-7	220	So.	Montreal, Quebec (Thetford Academy, Quebec)
13	LaValle, Chris	G	5-11	175	Sr.	Syracuse, N.Y. (West Genesee)
4	Newton, Woody	F	6-8	200	Fr.	District Heights, Md. (McKinley Tech/Mt. Zion Prep)
12	Owens, Chaz	F	6-5	200	Fr.	Blue Bell, Pa. (Wissahickon/Shipleigh School/Scotland Campus)
3	Richmond, Kadary	G	6-5	180	Fr.	Brooklyn, N.Y. (South Shore/Brewster Academy, N.H.)
34	Sidibe, Bourama	C	6-10	218	Sr.	Bamako, Mali (St. Benedict's Prep, N.J.)

Year indicates athletic eligibility standing

Head Coach: Jim Boeheim






Associate Head Coach: Adrian Autry

Assistant Coaches: Allen Griffin, Gerry McNamara

Pronunciation Guide

John Bol Ajak	bowl ahhh-JAQUE
Frank Anselem	ANN-sell-um
Marek Dolezaj	ma-WRECK DOUGH-le-ji
Quincy Guerrier	gurr-E-AA
Kadary Richmond	KA-DARR-ee
Bourama Sidibe	boe-RAH-ma C-D-Bay

SYRACUSE FRESHMEN

2020-21						2020-21					
No.	Player	Pos.	Class	PPG	RPG	No.	Player	Pos.	Class	PPG	RPG
	2 John Bol Ajak	C	RFr.	0.4	0.6		12 Chaz Owens	F	Fr.	--	--
Played in his first Syracuse game versus Niagara Scored his first Orange basket against Rider						Spent post-graduate year at Scotland Campus Averaged 11.4 pts. and 8.2 rebs. at Shipleigh in 2018-19					
	5 Frank Anselem	C	Fr.	1.5	1.3		3 Kadary Richmond	G	Fr.	6.7	3.6
Posted 6 points and 2 rebounds against Rider 3 rebounds at Boston College						Career-best 16 pts vs. Niagara Owns a team-best 21 steals					
	4 Woody Newton	F	Fr.	4.4	2.5						
Had 9 points, 5 boards in debut vs. Niagara Totaled 9 points and 8 rebounds vs. Rider											

ORANGE CAREER TOTALS

Includes Pittsburgh game

Double-Digit Scoring Games

Name	2020-21	Total
Buddy Boeheim	6	44
Marek Dolezaj	7	31
Joseph Girard III	4	24
Quincy Guerrier	10	22
Alan Griffin (SU)	9	9
Bourama Sidibe		8
Kadary Richmond	2	2
Robert Braswell	1	1
Jesse Edwards		1

20 + Point Games (does not include 30+)

Name	2020-21	Total
Buddy Boeheim	3	15
Joseph Girard III	2	7
Alan Griffin (SU)	5	5
Marek Dolezaj	1	4
Quincy Guerrier	3	3

30 + Point Games

Name	2020-21	Total
Joseph Girard III		1

10 + Rebound Games

Name	2020-21	Total
Bourama Sidibe		12
Quincy Guerrier	6	9
Marek Dolezaj	1	7
Alan Griffin (at SU)	3	3

Double-Double

Name	2020-21	Total
Quincy Guerrier	6	9
Bourama Sidibe		7
Marek Dolezaj	1	4
Alan Griffin (at SU)	3	3

10+ Assist Games

Name	2020-21	Total
Marek Dolezaj	1	1

3+ Block Games

Name	2020-21	Total
Marek Dolezaj	3	7
Bourama Sidibe		6
Quincy Guerrier	2	3
Alan Griffin (SU)	2	2
Kadary Richmond	2	2

3+ Steal Games

Name	2019-20	Total
Marek Dolezaj	1	12
Bourama Sidibe		8
Buddy Boeheim	2	7
Joseph Girard III	2	6
Kadary Richmond	4	4
Robert Braswell	1	2
Alan Griffin (SU)	1	1

Starts

Name	2020-21	Total	Consec.
Marek Dolezaj	11	68	43
Joseph Girard III	11	41	41
Quincy Guerrier	11	11	11
Alan Griffin (at SU)	10	10	10
Buddy Boeheim	8	45	7
Kadary Richmond	3	3	
Bourama Sidibe	1	33	



2020-21 SU FREE THROW SHOOTING IN LAST 5 MINUTES/OT

includes Pittsburgh game

No.	Player	5:00-2:00	1:59-1:00	:59-0:00	Total	Pct.	OT	2020-21	Pct.
1	Guerrier	4-4	1-1	0-1	5-6	.833		39-53	.736
21	Dolezaj	2-2	1-2	2-3	5-7	.714		38-46	.826
3	Richmond	0-1	2-2	5-6	7-9	.778	1-2	23-32	.719
0	Griffin	6-8			6-8	.750	5-6	24-28	.857
11	Girard III	2-2	1-1	2-3	5-6	.833		18-21	.857
35	Boeheim		1-1	0-1	1-2	.500	3-4	13-15	.867
4	Newton							5-8	.625
5	Anselem	2-3			2-3	.667		4-5	.800
20	Braswell							4-4	1.000
34	Sidibe							2-4	.500
14	Edwards	1-1			1-1	1.000		1-2	.500
Totals		17-21	6-7	9-14	32-42	.762	9-12	171-218	.784



Alan Griffin

January's Best
Alan Griffin
 4 games
 17.0 ppg.
 6.8 rpg.
 2.0 apg.
 2.0 bpg.
 1.0 spg.
 33.5 mpg.

- ✓ **Jan. 16:** A 64-point second half propelled Pittsburgh to a 96-76 win against Syracuse.
- ✓ **Allen Griffin** scored a career-high 28 points, including 20 in the second half. **Quincy Guerrier** posted 18 points and 13 rebounds.
- ✓ **Jan. 12:** North Carolina outscored Syracuse 14-7 over the game's final three minutes to defeat the Orange in Chapel Hill, 81-75.
- ✓ **Quincy Guerrier** recorded his ACC-leading fifth double-double of the season with 23 points and 11 rebounds. He also tallied a career-high five blocks. **Buddy Boeheim** (18) and **Alan Griffin** (16) each scored in double-figures.
- ✓ **Jan. 9:** Syracuse prevailed against former BIG EAST rival Georgetown, 74-69.
- ✓ Four Syracuse players scored 10+ points -- **Buddy Boeheim** (21), **Joseph Girard III** (18), **Quincy Guerrier** (12) and **Marek Dolezaj** (11).
- ✓ **Jan. 6:** Syracuse lost control of what was an 18-point, first-half lead, and Pittsburgh prevailed, 63-60. The visiting Panthers took their first lead with eight seconds left.

- ✓ **Alan Griffin** had a squad-best 15 points and eight rebounds. **Robert Braswell** connected on four 3-pointers and ended up with a career-high 12 points.



December's Best
Quincy Guerrier
 6 games
 18.5 ppg.
 9.5 rpg.
 1.0 apg.
 0.5 bpg.
 0.7 spg.
 34.3 mpg.

- Quincy Guerrier**
- ✓ **Dec. 20:** Syracuse had to pause team activities after Buffalo reported positive COVID test results after the two teams played on Dec. 19. The Orange returned to full team practice on Jan. 3.
 - ✓ **Dec. 19:** Syracuse rallied from a 16-point second-half deficit to beat Buffalo in overtime, 107-96. **Alan Griffin** had a last-second, game-saving block in regulation to extend the contest into overtime.
 - ✓ Five players scored in double digits for the Orange -- **Quincy Guerrier** (27), **Alan Griffin** (24), **Buddy Boeheim** (22), **Marek Dolezaj** (19) and **Kadary Richmond** (13). Guerrier and Griffin completed double-doubles with 11 and 10 rebounds, respectively.

ORANGE IN THE NBA

Player	at SU	Team	Notes	<i>includes games of 1/17</i>
Carmelo Anthony	2002-03	Portland	12 games, 12.0 ppg., 3.1 rpg.	
Michael Carter-Williams	2011-13	Orlando	7 games, 5.1 ppg., 5.1 rpg.	
Jerami Grant	2012-14	Detroit	12 games, 24.8 ppg., 6.3 rpg.	
Elijah Hughes	2017-20	Utah	6 games, 2.7 ppg., 0.7 rpg.	

2020-21 BY CLASS

includes Pittsburgh game

Scoring Class	PPG	Pct.
Senior	11.8	.149
Junior	27.7	.350
Sophomore	29.5	.372
Freshman	10.2	.129
Rebounding Class	RPG	Pct.
Senior	5.5	.155
Junior	9.0	.256
Sophomore	14.6	.416
Freshman	6.1	.173
Assists Class	APG	Pct.
Senior	3.6	.207
Junior	5.2	.295
Sophomore	5.2	.295
Freshman	3.5	.202
Blocks Class	BPG	Pct.
Senior	1.0	.204
Junior	1.2	.241
Sophomore	1.6	.333
Freshman	1.1	.222
Steals Class	SPG	Pct.
Senior	1.3	.147
Junior	2.4	.274
Sophomore	2.7	.316
Freshman	2.3	.263
Field Goal Percentage Class	Pct.	
Senior.....	.570	
Junior.....	.419	
Sophomore.....	.420	
Freshman.....	.444	
3PT Field Goal Percentage Class	Pct.	
Senior.....	.000	
Junior.....	.324	
Sophomore.....	.317	
Freshman.....	.286	
Free Throw Percentage Class	Pct.	
Senior.....	.800	
Junior.....	.860	
Sophomore.....	.775	
Freshman.....	.711	

SU DUNK BOARD

Includes Pittsburgh game

Player	Games	Dunks	Career
Bourama Sidibe	1		27
Quincy Guerrier	11	9	25
Marek Dolezaj	11	2	13
Alan Griffin (at SU)	11	6	6
Jesse Edwards	6		4
Woody Newton	8	4	4
Kadary Richmond	11	2	2
Robert Braswell	9	1	1
Frank Anselem	4	1	1
Total	11	25	



SYRACUSE-MIAMI SERIES

1/2/2016	Watsco Center	L	51-64
<i>McCellan's 22 carries Miami to win.</i>			
1/4/2017	Carrier Dome	W	70-55
<i>White (22 points) and Lydon (20) help 'Cuse shoot past Miami.</i>			
3/8/2017	Barclays Center (ACCT)	L	57-62
<i>Murphy's 16 points, 10 rebounds lead Hurricanes.</i>			
2/17/2018	Watsco Center	W	62-55
<i>Brissett produces double-double (16 points-12 boards).</i>			
1/24/2019	Carrier Dome	W	73-53
<i>Hughes tallies 22, Orange convert 14 3-pointers.</i>			
3/7/2021	Watsco Center	L	65-69 OT
<i>Wong's game-high 18 points leads Canes to victory.</i>			

Game 31

	Miami	69	OT
	Syracuse	65	

March 7 | Coral Gables, Fla. | Watsco Center

A 17-point scoring effort from Marek Dolezaj was not enough for Syracuse, and the Orange fell to Miami in overtime, 69-65. Bourama Sidibe grabbed 10 boards for his fifth-straight 10+-rebound game.

"They banked one and then they started rolling. That's usually what happens. You get a shot like that to go in and it just starts flowing."

- Joseph Girard III

The buckets were few and far between for both squads in the first half as the teams shot a combined 20-for-58 from the field. Buddy Boeheim converted from beyond the arc just five seconds before the break to cut Miami's advantage to two points, 26-24.

A Rodney Miller layup tied the game at 44-44. Joseph Girard III answered with a step-back three that rattled home for a three-point Orange edge.

With Syracuse down four and 16 seconds left, Girard III converted a jumper in the paint. Miami's Sam Waardenburg missed the front end of a one-and-one, Jesse Edwards grabbed the board and found Girard, who tied the contest with a pull-up shot with one second left.

Miami scored the first four points in the extra session and never looked back.

Visitor: Syracuse (17-14, 10-10 ACC)

PLAYER	FG-FGA	3G-3GA	FT-FTA	R	PF	TP	A	TO	B	S	MP
Hughes f	3-9	1-4	1-2	1	2	8	0	2	1	0	20
Dolezaj f	7-12	0-1	3-4	7	2	17	2	4	1	2	45
Sidibe c	1-3	0-0	0-0	10	5	2	1	2	2	0	26
Boeheim g	4-15	2-10	2-2	2	3	12	3	1	0	2	45
Girard III g	5-17	2-10	1-2	5	2	13	4	0	0	1	41
Guerrier g	3-8	0-0	2-5	6	1	8	0	0	1	1	30
Edwards	1-1	0-0	3-4	3	1	5	0	0	1	0	13
Washington	0-0	0-0	0-0	0	0	0	0	0	0	0	4
Goodine	0-0	0-0	0-0	0	0	0	0	0	0	0	1
TEAM				7							
TOTALS	24-65	5-25	12-19	41	16	65	10	9	6	6	225

Total FG% 1st Half: 10-28 .357 2nd Half: 12-29 .414 Game: .369
Overtime: 2-8 .250

3-Pt. FG% 1st Half: 2-13 .154 2nd Half: 3-8 .375 Game: .200
Overtime: 0-4 .000

F Throw% 1st Half: 2-4 .500 2nd Half: 5-7 .714 Game: .632
Overtime: 5-8 .625

Home: Miami (15-15, 7-13 ACC)

PLAYER	FG-FGA	3G-3GA	FT-FTA	R	PF	TP	A	TO	B	S	MP
McGusty f	4-10	3-6	2-2	4	2	13	1	1	1	1	41
Stone f	1-4	0-0	2-2	6	3	4	6	2	1	0	35
Miller c	2-4	0-0	0-0	4	3	4	1	0	0	1	22
Wong g	6-13	2-6	4-4	9	2	18	4	3	1	3	37
Vasiljevic g	5-13	5-13	2-2	4	2	17	2	0	0	0	36
Waardenburg	2-8	0-1	2-3	9	3	6	3	1	3	0	23
Beverly	2-9	0-5	1-2	2	0	5	1	1	0	1	21
Walker	1-2	0-0	0-0	1	0	2	0	1	1	0	10
TEAM				4							3
TOTALS	23-63	10-31	13-15	43	15	69	18	12	7	6	225

Total FG% 1st Half: 10-30 .333 2nd Half: 10-27 .370 Game: .365
Overtime: 3-6 .500

3-Pt. FG% 1st Half: 2-12 .167 2nd Half: 7-17 .412 Game: .323
Overtime: 1-2 .500

F Throw% 1st Half: 4-4 1.000 2nd Half: 3-5 .600 Game: .867
Overtime: 6-6 1.000

Officials: AJ Desai, Brian Dorsey, Jamie Luckie
Technical fouls: Syracuse - none, Miami - none
Attendance: 6,025

Score by Periods	1st	2nd	OT	Total
Syracuse	24	32	9	65
Miami	26	30	13	69

ALL-TIME SERIES

Overall	Syracuse leads, 19-9
Home Total (Dome)	Syracuse leads, 9-2
Away Total	Syracuse leads, 10-7
Away (Miami Beach Conv. Center)	Syracuse leads, 1-0
Away (Miami Arena)	Syracuse leads, 5-4
Away (Convocation/Watsco Center)	Syracuse leads, 4-2
Neutral Sites	Miami leads, 1-0
Current SYR Streak	L1
Longest SYR Winning Streak	4 (2003-14)
Longest SYR Losing Streak	2 (2015-16)
Largest SYR Margin of Victory	29 (81-52, 12/22/1993)
Largest SYR Margin of Defeat	13 (76-63, 2/8/1999) 13 (64-51, 1/2/2016)

ALL-TIME RESULTS

Date	Site	W-L	SU-OPP
12/28/1963	Miami Beach Conv. Center	W	86-85 OT
1/11/1992	Carrier Dome	W	73-57
<i>Johnson pours in 35 points in win.</i>			
2/29/1992	Miami Arena	W	68-63
<i>Moten hits five 3-pointers on his way to 20 points.</i>			
1/9/1993	Carrier Dome	W	89-81
<i>Autry dishes out seven assists to lead the Orange.</i>			
2/6/1993	Miami Arena	L	74-81
<i>Gardner's 21 points and 11 assists too much for Cuse.</i>			
12/22/1993	Carrier Dome	W	81-52
<i>Orange set new school Big EAST record with 11 threes.</i>			
3/1/1994	Miami Arena	W	71-69
<i>Wallace's 16 points and 10 rebounds pace the Orange.</i>			
12/6/1994	Miami Arena	W	83-65
<i>Orange cruise to a victory behind Wallace and Lloyd.</i>			
1/28/1995	Carrier Dome	W	76-51
<i>Moten and Wallace too much for the Canes to stop.</i>			
1/3/1996	Miami Arena	L	66-75
<i>James's 19 points off the bench guides Miami to a win.</i>			
2/1/1996	Carrier Dome	W	72-51
<i>Hill and Wallace nearly perfect from the line, carry Cuse</i>			
12/7/1996	Miami Arena	L	63-67
<i>Clark scores 20 in Hurricanes win.</i>			
1/8/1998	Carrier Dome	W	85-67
<i>Burgan scores 26 to lead the Orange.</i>			
2/10/1998	Miami Arena	W	72-63
<i>Hart's 19 brings Orange to road win.</i>			
2/8/1999	Miami Arena	L	63-76
<i>Four Hurricanes score in double figures to beat Orange.</i>			
1/8/2000	Miami Arena	W	67-55
<i>Thomas's double-double too much for the Hurricanes.</i>			
2/13/2001	Carrier Dome	L	57-68
<i>Miami's defense stifles Orange, holds offense in check.</i>			
1/26/2003	Convocation Center	W	55-49
<i>Anthony, Warrick power Orange to win.</i>			
2/14/2004	Convocation Center	W	91-74
<i>Warrick's perfect shooting night guides Orange to victory.</i>			
1/4/2014	Carrier Dome	W	49-44
<i>Syracuse wins ACC Debut.</i>			
1/25/2014	Watsco Center	W	64-52
<i>Four Orange score in double figures, improve to 19-0.</i>			
1/24/2015	Carrier Dome	L	62-66
<i>Christmas's 23 points not enough to best Hurricanes.</i>			

INDIVIDUAL HIGHS

Points: 35, Dave Johnson (at Miami, 1/11/1992)
Rebounds: 14, Carmelo Anthony (at Miami, 1/26/2003); Tyler Roberson (at SU, 1/24/15)
Assists: 11, John Gillon (at SU, 1/4/2017)
Steals: 5, Conrad McRae (at Miami, 1/11/1992)
Blocks: 7, Etan Thomas (at Miami, 2/8/1999)
Turnovers: 8, Michael Gbinije (at Miami, 1/2/2016)
Field Goals Made: 11, John Wallace (at Miami, 12/6/1994); Hakim Warrick (at Miami, 2/14/2004)
Field Goal Attempts: 19, Lawrence Moten (at SU, 1/28/1995); Tood Burgan (at Miami, 12/7/1996)
Best FG Percentage (min. 7 made): 1.000 11-11, Hakim Warrick (at Miami, 2/14/2004)
Free Throws Made: 13, Dave Johnson (at Miami, 1/11/1992)
Free Throw Attempts: 15, Dave Johnson (at Miami, 1/11/1992); Lawrence Moten (at Miami, 3/1/1994)
Best FT Percentage (min. 4 made): 1.000, 4-4, John Wallace (at Miami, 3/1/1994); 8-8, Damone Brown (at SU, 2/13/2002); 4-4, Andrew White III, Tyler Lydon (at SU, 1/4/17)
3-Point FGs Made: 6, Dave Johnson, (at Miami, 1/11/1992); Elijah Hughes (at SU, 1/24/19)
3-Point FGs Attempted: 12, DeShaun Williams (at SU, 2/13/2001); Trevor Cooney (at SU, 1/4/14)
Best 3-Point FG Percentage (min. 3 made): .833 5-6, Malachi Richardson (at Miami, 1/2/2016)
Minutes Played: .45, Buddy Boeheim, Marek Dolezaj (at Miami, 3/7/2020)

TEAM HIGHS

Points: 91 (at Miami, 2/14/2004)
Rebounds: 52 (at SU, 1/28/1995)
Assists: 25 (at Miami, 12/6/1994)
Steals: 14 (at SU, 12/22/93); (at Miami, 12/7/1996)
Blocks: 11 (at SU, 1/24/2019)
Fewest Turnovers: 6 (at SU, 1/24/2019)
Turnovers: 21 (at Miami, 1/8/2000)
Field Goals Made: 38 (at Miami, 2/14/2004)
Field Goal Attempts: 67 (at SU, 1/28/1995)
Best FG Percentage: 64.4, (at Miami, 2/14/2004)
Free Throws Made: 28 (at SU, 2/1/1996)
Free Throw Attempts: 39 (at SU, 1/9/1993); (at Miami, 3/1/1994)
Best FT Percentage: 923, 12-13 (at Miami, 1/3/1996); (at Barclays, 3/08/2017)
3-Point FGs Made: 14, (at SU, 1/24/2019)
3-Point FGs Attempted: 30, (at SU, 1/24/2018)
Best 3-Point FG Percentage (min. 5 made): .524, 8-14 (at SU, 12/22/1993)

LEAD/DEFICIT COMPARISON

Opponent	Lead	Deficit	Run	Changes	Ties	Result
BRYANT	4 (5:51-1st)	13 (16:00-2nd)	9-0 (1st)	9	6	W, 85-84
NIAGARA	32 (3:20 - 2nd)	2 (17:36 - 1st)	19-0 (1st)	8	2	W, 75-45
RIDER	38 (4:22 - 2nd)	0	12-0 (2nd)	0	0	W, 87-52
at Rutgers	3 (7:03 - 2nd)	11 (0:34 - 2nd)	9-0 (2nd)	4	3	L, 69-79
at Boston College	48 (2:07 - 2nd)	1 (18:49 - 1st)	11-0 (2nd)	2	1	W, 101-63
NORTHEASTERN	7 (1:52 - 2nd)	6 (16:48 - 1st)	7-0 (2nd)	10	7	W, 62-56
BUFFALO	13 (0:05 - OT)	16 (16:34 - 2nd)	7-0 (2nd)	3	8	W, 107-96OT
NOTRE DAME		ppd.				
at Wake Forest		ppd.				
PITTSBURGH	18 (6:36 - 1st)	3 (0:02 - 2nd)	11-0 (1st)	1	1	L, 60-63
FLORIDA STATE		ppd.				
GEORGETOWN	16 (16:18 - 2nd)	5 (16:49 - 1st)	12-0 (1st)	4	5	W, 74-69
at North Carolina	5 (11:15 - 2nd)	10 (4:19 - 1st)	13-0 (2nd)	12	10	L, 75-81
CLEMSON		ppd.				
at Pittsburgh	9 (11:23-1st)	20 (0:37-2nd)	8-0 (2nd)	7	1	L, 76-96
MIAMI						
VIRGINIA TECH						
at Virginia						
NC STATE						
LOUISVILLE						
at Clemson						
at NC State						
at Louisville						
BOSTON COLLEGE						
at Duke						
at Georgia Tech						
NORTH CAROLINA						

SU GAME 3FGM

Includes Pittsburgh game

3-Pt.	Opponent	Date
16	at Boston College	12/12/2020
15	Rider	12/5/2020
15	Notre Dame	1/4/2020
15	Georgia Tech	3/4/2017
15	at NC State (OT)	2/1/2017
15	Eastern Michigan	12/19/2016
15	E. Tennessee St.	12/15/2007
15	at W. Virginia (OT)	2/15/1997
14	13 times-most recent at Georgetown	12/14/2019

bold indicates 2020-21 game

December's Best (cont.)

- ✓ **Dec. 16:** **Quincy Guerrier** recorded his third double-double of the season (18 points, 16 rebounds) and **Joseph Girard III** contributed 21 points and six steals as Syracuse defeated Northeastern, 62-56.
- ✓ Syracuse survived six second-half lead changes against the Huskies. The Orange forced 12 turnovers after the intermission.
- ✓ **Dec. 12:** Syracuse set a program record with 16 3-pointers and the Orange won their ACC opener at Boston College, 101-63.
- ✓ Five players scored in double figures -- **Alan Griffin** (22), **Buddy Boenheim** (17), **Joseph Girard** (17), **Quincy Guerrier** (14) and **Marek Dolezaj** (10).
- ✓ **Dec. 9:** The Orange lost at #21 Rutgers, 79-69. **Alan Griffin** had 20 points and eight boards and **Quincy Guerrier** had 18 points.
- ✓ **Dec. 5:** Syracuse tied a school record with 15 3-point baskets and beat Rider, 87-52.
- ✓ **Alan Griffin** made his first four 3-pointers and finished with a game-high 23 points. **Joseph Girard** had a personal-best six 3-pointers and ended up with 21 points.
- ✓ **Dec. 3:** The Orange defeated Niagara, 75-45, in the 83rd meeting between the two programs. **Quincy Guerrier** had 23 points after connecting on 9-of-10 shot attempts. He added 13 boards.
- ✓ **Kadary Richmond** scored 16 points in his first college start. Richmond added seven rebounds, six assists and four steals. **Alan Griffin** had 10 points in his initial Syracuse start and **Marek Dolezaj** contributed seven points and 10 rebounds.

November's Best
Marek Dolezaj

1 game
20.0 ppg.
5.0 rpg.
10.0 apg.
1.0 bpg.
4.0 spg.
36.2 mpg.

Marek Dolezaj

- ✓ **Nov. 27:** Syracuse opened its 2020-21 season by nipping Bryant, 85-84. **Buddy Boenheim** led the Orange with 21 points.
- ✓ **Marek Dolezaj** (20 pts.-10 assists), **Alan Griffin** (17 points-13 rebs.) and **Quincy Guerrier** (15 pts.-13 rebs.) each produced double-doubles.
- ✓ **Marek Dolezaj** became the first Syracuse frontcourt player to tally 10-or-more assists in a game since Derrick Coleman during the 1989-90 season.
- ✓ **Nov. 15:** The program announced that Coach Jim Boenheim and one student-athlete had tested positive for COVID. As a result, all basketball activities were paused.



Includes games of Jan. 17

Team	Stat	NCAA	ACC
W-L %	.636	117th	8th
Scoring	79.2	60th	2nd
Scoring Defense	71.3	201st	11th
Scoring Margin	+7.9	87th	5th
Rebounds	38.7	74th	3rd
Off. Rebounds	11.2	106th	4th
Def. Rebounds	27.6	72nd	4th
Rebound Margin	-0.5	222nd	11th
Assists	17.5	19th	1st
Assist:TO Ratio	1.42	27th	2nd
Turnovers	12.4	79th	5th
Turnovers Forced	15.5	77th	4th
Turnover Margin	+3.1	51st	4th
Steals	8.6	33rd	5th
Blocks	4.9	24th	2nd
FG %	.440	180th	10th
FG % Defense	.400	54th	3rd
3FG	8.4	89th	5th
3FG %	.315	244th	12th
3FG % Defense	.297	53rd	2nd
FT %	.784	13th	3rd
Individual Points Per Game			
Alan Griffin	16.7	141st	7th
Quincy Guerrier	16.5	150th	9th
3-pt Field Goal Made			
Alan Griffin	28	114th	2nd
Joseph Girard III	24	203rd	9th
3-pt Field Goal Average			
Alan Griffin	2.55	88th	2nd
Joseph Girard III	2.18	182nd	9th
3-pt Field Goal Percentage			
Alan Griffin	.368	81st	3rd
Assists Per Game			
Joseph Girard III	4.1	127th	6th
Marek Dolezaj	3.6	217th	10th
Total Assists			
Joseph Girard III	45	147th	4th
Marek Dolezaj	40	235th	8th
Assist Turnover Ratio			
Kadary Richmond	2.40	66th	2nd
Marek Dolezaj	1.67	197th	10th
Field Goal Percentage			
Quincy Guerrier	.559	57th	3rd
Steals Per Game			
Kadary Richmond	1.91	89th	4th
Joseph Girard III	1.64	161st	9th
Total Steals			
Kadary Richmond	21	86th	2nd
Joseph Girard III	18	156th	7th
Rebounds Per Game			
Quincy Guerrier	9.8	27th	2nd
Alan Griffin	7.3	155th	10th
Total Rebounds			
Quincy Guerrier	108	36th	1st
Double Doubles			
Quincy Guerrier	6	10th	1st
Alan Griffin	3	67th	3rd

SPECIALTY STATISTICS

	PP	PTO	SCP	FBP	BP
Opponent	SU-OPP	SU-OPP	SU-OPP	SU-OPP	SU-OPP
BRYANT	26-32	16-14	12-9	29-22	21-26
NIAGARA	40-22	22-8	14-2	24-9	11-21
RIDER	20-10	18-5	2-5	22-13	21-10
at Rutgers	30-32	16-12	10-9	14-21	8-11
at Boston College	38-24	24-12	9-7	21-11	21-40
NORTHEASTERN	32-16	19-10	12-5	26-8	7-23
BUFFALO	58-58	15-11	16-11	25-21	13-42
NOTRE DAME			ppd.		
at Wake Forest			ppd.		
PITTSBURGH	12-28	13-10	3-21	9-13	17-18
FLORIDA STATE			ppd.		
GEORGETOWN	20-20	14-11	11-7	14-11	3-14
at North Carolina	24-42	12-9	4-24	11-11	6-29
CLEMSON			ppd.		
at Pittsburgh	38-40	7-9	15-18	6-18	2-7
MIAMI					
VIRGINIA TECH					
at Virginia					
NC STATE					
LOUISVILLE					
at Clemson					
at NC State					
at Louisville					
BOSTON COLLEGE					
at Duke					
at Georgia Tech					
NORTH CAROLINA					
	338-324	176-111	108-118	201-158	130-241
2020-21 Avg.	30.7-29.5	16.0-10.1	9.8-10.7	18.3-14.4	11.8-21.9
2019-20 Avg.	29.3-24.1	15.0-12.9	10.3-11.6	12.3-9.5	11.6-17.3
2018-19 Avg.	27.6-21.2	19.2-19.9	10.0-8.8	7.8-5.1	11.2-15.5
2017-18 Avg.	26.0-23.6	12.7-12.2	11.1-10.6	4.8-6.6	6.9-14.9
2016-17 Avg.	26.2-27.2	15.6-13.5	11.7-12.1	8.0-7.6	14.7-16.7
2015-16 Avg.	26.3-28.8	14.7-12.5	11.5-11.7	7.0-6.3	12.8-19.2
2014-15 Avg.	33.1-26.1	15.5-11.3	12.5-10.9	8.9-6.7	10.2-14.6
2013-14 Avg.	29.9-22.0	16.2-8.7	13.1-9.8	7.3-5.1	11.8-13.4
2012-13 Avg.	32.7-22.3	16.2-12.5	12.8-10.4	10.1-6.7	18.3-15.2
2011-12 Avg.	34.1-23.9	19.9-10.0	12.8-11.7	13.2-6.5	31.6-14.3
2010-11 Avg.	34.3-23.8	17.6-12.3	11.9-9.5	13.0-6.4	19.0-15.2
2009-10 Avg.	40.1-27.7	18.4-15.4	13.1-12.3	14.3-6.6	24.4-15.7
2008-09 Avg.	40.4-30.2	16.0-15.9	11.7-13.2	16.3-10.2	17.9-15.7
2007-08 Avg.	38.6-28.1	17.4-16.6	13.6-12.5	14.0-8.6	9.0-18.5
2006-07 Avg.	30.1-25.1	17.2-15.1	12.2-13.4	12.3-8.4	22.9-17.0
2005-06 Avg.	30.1-24.5	16.8-16.9	13.3-11.1	11.6-8.2	13.5-14.7
2004-05 Avg.	39.9-23.5	17.9-13.6	13.9-13.0	9.5-5.3	16.0-13.9
PP=points in the paint PTO=points off turnovers SCP=second chance points					
FBP=fast break points BP=bench points					



2020-21 OPPONENTS

Date	Opponent	includes games of Jan. 17				TV
		W-L	Rank	Series	Post	
11/27	BRYANT	10-3		1-0		ACCN
12/3	NIAGARA	5-7		55-28		RSN
12/5	RIDER	3-10		2-0		RSN
12/8	at Rutgers	7-5	--/rv	39-10		ESPN 2
12/12	at Boston College					ACCN
12/16	NORTHEASTERN	7-5		8-0		ACCN
12/19	BUFFALO	5-4		29-6		ACCN
12/30	at Wake Forest	3-5		9-1	ppd.	ESPN 2
1/6	PITTSBURGH					ACCN
1/6	FLORIDA STATE	7-2	rv/25	7-5	ppd.	ESPN 2
1/9	GEORGETOWN	3-8		52-44		ESPN
1/12	at North Carolina					ACCN
1/12	CLEMSON				ppd.	ACCN
1/16	at Pittsburgh	7-2		73-47		RSN
1/19	MIAMI	6-6		19-9		ACCN
1/23	VIRGINIA TECH	11-2	16/14	10-5		RSN
1/25	at Virginia	9-2	13/12	6-8		ESPN
1/31	NC STATE	6-4		7-6		ACCN
2/3	LOUISVILLE	9-2	rv/rv	10-19		ACCN
2/6	at Clemson	9-2	20/22	4-6		ESPN
2/9	at NC State					ACCN
2/13	BOSTON COLLEGE	3-10		52-26		ACCN
2/17	at Louisville					ACCN
2/20	NOTRE DAME	4-8		30-22		ACCN
2/22	at Duke	5-3	rv/rv	6-10		ESPN
2/27	at Georgia Tech	6-3		7-6		ESPN
3/1	NORTH CAROLINA	8-5		5-14		ESPN
TOTAL		133-98	.576			

ORANGE OVERSEAS

Player	at SU	Team	Notes	<i>includes games of 1/17</i>
Tyus Battle	2016-19	Enisey (Russia)	11 games, 10.3 ppg., 3.5 rpg.	
Rakeem Christmas	2011-15	Yulon-Luxgen (Taiwan)	12 games, 17.6 ppg., 11.0 rpg.	
Paschal Chukwu	2016-19	Massagno (Switzerland)	12 games, 10.3 ppg., 12.0 rpg.	
Tyler Ennis	2013-14	Turk Telekom (Turkey)	9 games, 11.7 ppg., 5.0 apg.	
C.J. Fair	2010-13	Al Naser (United Arab Emirates)	Team is 4-4	
John Gillon	2016-17	Darussafaka (Turkey)	9 games, 5.2 ppg., 2.7 apg.	
Donte Greene	2007-08	Caribbean Storm (Colombia)	14 games, 18.6 ppg., 4.4 rpg.	
Kris Joseph	2008-12	Burgos (Spain)	9 games, 11.0 ppg., 4.6 rpg.	
Chris McCullough	2014-15	Anyang KGC (South Korea)	8 games, 11.8 ppg., 5.8 rpg.	
Kristof Ongenaet	2007-09	LDP Donza (Belgium)	1 game, 2.0 ppg., 6.0 rpg.	
Brandon Triche	2009-13	Shabab Al Ahli (UAE)	Team is 6-2 this season	
Darryl Watkins	2003-07	Aguada (Uruguay)	2 games, 8.0 ppg., 5.5 rpg.	

IN-SEASON MEDIA SERVICES

Interview Opportunities

Postgame: A press conference with **Coach Boeheim**, followed by select players, will be available via zoom. Contact Pete Moore in Athletic Communications (315) 443-26-8 for details

Coach Boeheim: Media should contact Pete Moore to check on Coach Boeheim's availability.

Student-Athletes and Assistant Coaches: Please respect the privacy of the student-athletes and their families by **NOT contacting them directly**. Interviews SHOULD NOT be conducted without making the arrangements through Pete Moore.

Attending Practice: All practice sessions are closed due to the pandemic.

Radio

Syracuse IMG Sports Network: Voice of the Orange **Matt Park '97** and analyst **Jim Satalin** broadcast all of Syracuse's games on the Syracuse IMG Radio Network. The programming originates from **WTKW-FM (99.5)** and is carried by affiliates in New York, Pennsylvania and Vermont. **WAER-FM (88.3)** also carries SU men's basketball games home and away.

SU on Sirius: SIRIUS Satellite radio carries SU men's basketball games on a family of more than 120 stations. Visit www.sirius.com for a guide.

Internet

www.cuse.com: The site includes up-to-the minute SU athletics news, rosters, schedules, results and statistics for all 21 varsity sports. Broadcasts of Syracuse University men's basketball can be heard through the website.

Cuse.com

Coach Jim Boeheim's post-game press conference and game highlights are available on Cuse.com.

Atlantic Coast Conference (www.acc.com):


The ACC website contains current news, standings, notes, results and statistics.

Athletic Communciations Men's Basketball Directory

Pete Moore, director 315-443-2608
 cell phone 315-952-5011
 e-mail address pimoore@syr.edu
 Susie Mehringer, assistant..... 315-443-2608

SYRACUSE OPPONENT RECORDS

Season	Won-Lost	Pct.
2020-21	133-98	.576
2019-20	439-350	.556
2018-19	576-381	.602
2017-18	624-384	.619
2016-17	565-417	.575
2015-16	594-413	.590
2014-15	527-337	.583
2013-14	547-430	.560
2012-13	613-415	.596
2011-12	638-453	.585



Jim Boeheim is in his 45th year as head coach at his alma mater.



Boeheim Second All-Time In Wins

Jim Boeheim embarks on his 45th season as head coach at his alma mater, Syracuse. He earned the *971st win of his coaching tenure when the Orange defeated Georgetown on Jan. 9, 74-69.

971*

Mike Krzyzewski (Army, Duke) is the only active Division I coach who is ahead of Boeheim on the wins and games-coached list.

Boeheim's 44 seasons completed put him first on the list of Division I coaches at their current schools. Krzyzewski is second with 39 campaigns at Duke.

The Book On Boeheim

Boeheim owns a career record of *971-403 (.707).

His 1,373 games (total reflects 101 games vacated between 2004-07 and 2010-12 by the NCAA) ranks first for coaches who have served at only one institution in the Division I ranks.

The 2019 NCAA berth gave SU 40 post-season appearances under Boeheim, including 34 NCAA Tournaments. He has guided his alma mater to the NCAA title game three times, winning it for the first time in 2003.

*record reflects 101 wins vacated between 2004-07 and 2010-12 by the NCAA

JIM BOEHEIM RECORDS

1976-present (45th season)

At Syracuse: 971-403 (.707)*

*record reflects 101 wins vacated between 2004-07 and 2010-12 by the NCAA

As an SU Player: 52-24 (.684)

As an SU Assistant: 139-65 (.681)

NCAA Tournament: 56-33 (.629)#

#record reflects four NCAA Tournament wins vacated between 2004-07 and 2010-12 by the NCAA

NIT: 11-8 (.579)^

^record reflects 2 NIT wins vacated between 2004-07 and 2010-12 by the NCAA

ACC Tournament: 3-5 (.300)

BIG EAST Tournament: 50-29 (.633)

In Overtime: 46-29 (.613)

Active Division I Coaches by Games

Coach	Schools	Games
1. Mike Krzyzewski	Army, Duke	1,516
2. JIM BOEHEIM	Syracuse	*1,374
3. Cliff Ellis	S. Alabama, Clemson, Auburn, Coastal Carolina	1,311
4. Bob Huggins	Walsh, Akron, Cincinnati, Kansas State, West Virginia	1,266
5. Roy Williams	Kansas, North Carolina	1,152

*total reflects 101 games vacated between 2004-07 and 2010-12 by the NCAA.

Division I Coaches 20-Win Seasons

Coach	Schools	No.
1. M. KRZYZEWSKI	Army, Duke	36
2. JIM BOEHEIM	Syracuse	*33
3. Dean Smith	North Carolina	30
4. ROY WILLIAMS	Kansas, North Carolina	29
Bob Knight	Army, Indiana, Texas Tech	29
Lute Olson	Iowa, Arizona	29

*total reflects five 20-win seasons vacated between 2004-07 and 2010-12 by the NCAA

Active Coaches in CAPS -- includes 2019-20 season

Division I Coaches Wins At Alma Mater

Coach	Schools	Wins
1. JIM BOEHEIM	Syracuse	*971
2. Norm Stewart	Missouri	634
3. Slats Gill	Oregon State	599
4. Guy Lewis	Houston	592
5. Phog Allen	Kansas	588

*record reflects 101 wins vacated between 2004-07 and 2010-12 by the NCAA

Division I Coaches by Wins

Coach	Schools	Wins
1. M. KRZYZEWSKI	Army, Duke	1,162
2. JIM BOEHEIM	Syracuse	*971
3. Bob Knight	Army, Indiana, Texas Tech	902
4. ROY WILLIAMS	Kansas, North Carolina	893
5. BOB HUGGINS	Walsh, Akron, Cincy, Kansas State, West Virginia	890
6. Dean Smith	North Carolina	879

*record reflects 101 wins vacated between 2004-07 and 2010-12 by the NCAA

Division I Seasons With Current School

Coach	School	Seasons
1. JIM BOEHEIM	Syracuse	44
2. M. Krzyzewski	Duke	39
3. Greg Kampe	Oakland	37
4. Bob McKillop	Davidson	32
5. Ron Cottrell	Houston Baptist	29

represents seasons completed

Division I NCAA Tournament Wins

Coach	Schools	Wins
1. M. KRZYZEWSKI	Duke	97
2. ROY WILLIAMS	N. Carolina, Kansas	79
3. Dean Smith	North Carolina	65
4. JIM BOEHEIM	Syracuse	*56
5. TOM IZZO	Michigan State	52
6. Jim Calhoun	Northeastern, Connecticut	49
7. BILL SELF	Tulsa, Illinois, Kansas	48
8. John Wooden	UCLA	47

*record reflects four tournament wins vacated between 2004-07 and 2010-12 by the NCAA

includes games of Jan. 17

BOEHEIM MEN BY THE NUMBERS

TOTAL	3-PTS										REBOUNDS				PF FO A TO Blk Stl Pts Avg								
Boeheim	G	GS	FG	FGA	Pct	3FG	3FGA	Pct	FT	FTA	Pct	O	D	Tot	Avg	PF	FO	A	TO	Blk	Stl	Pts	Avg
Buddy	72	45	295	747	.395	160	455	.352	79	104	.760	35	97	132	1.8	105	2	130	82	9	67	829	11.5
Jimmy	78	38	299	696	.430	78	262	.298	124	184	.674	62	219	281	3.6	110	0	83	91	26	32	800	10.3
Jim	76		320	616	.519	--	--	--	105	151	.695			177	2.3							745	9.8



2020-21 AP POLL

January 18, 2021		
No.	Team	Points
1.	Gonzaga (62)	1,598
2.	Baylor (2)	1,538
3.	Villanova	1,445
4.	Iowa	1,420
5.	Texas	1,289
6.	Tennessee	1,242
7.	Michigan	1,197
8.	Houston	1,155
9.	Kansas	1,072
10.	Wisconsin	939
11.	Creighton	833
12.	Texas Tech	792
13.	Virginia	778
14.	West Virginia	732
15.	Ohio State	631
16.	Virginia Tech	536
17.	Minnesota	507
18.	Alabama	487
19.	Missouri	462
20.	Clemson	354
21.	Oregon	235
22.	Illinois	232
23.	Connecticut	209
24.	UCLA	195
25.	Saint Louis	172

Others receiving votes: Louisville 155, Colorado 148, Oklahoma St. 119, Florida St. 112, USC 74, Duke 43, Drake 42, LSU 20, Boise St. 15, Xavier 7, Belmont 5, Michigan St. 3, Winthrop 3, Toledo 2, Utah St. 1, Purdue 1.

2020-21 COACHES POLL

January 18, 2021		
No.	Team	Points
1.	Gonzaga (28)	772
2.	Baylor (3)	747
3.	Villanova	708
4.	Iowa	659
5.	Texas	612
6.	Tennessee	598
7.	Michigan	587
8.	Houston	550
9.	Kansas	490
10.	Wisconsin	424
11.	Creighton	372
12.	Virginia	362
13.	Texas Tech	327
14.	Virginia Tech	274
15.	West Virginia	272
16.	Alabama	264
17.	Minnesota	257
18.	Ohio State	234
19.	Missouri	228
20.	UCLA	210
21.	Oregon	189
22.	Clemson	154
23.	Colorado	111
24.	Illinois	110
25.	Florida State	85

Others receiving votes: Louisville 84, Connecticut 82, Saint Louis 66, USC 58, Oklahoma St. 53, Duke 36, Boise St. 28, Drake 20, Xavier 16, LSU 14, Richmond 9, Michigan St. 4, San Diego St. 3, Toledo 2, Belmont 2, Tulsa 1, Rutgers 1.

SYRACUSE POLL POINTS

The last time . . .

SU vs. ranked team	12/9/20	#21 Rutgers 79, Syracuse 69
SU win vs. ranked team	1/11/20	SU 63, #18 Virginia 55 OT
Both ranked	11/16/18	#13 Oregon 80, #15 SU 65
Both top 10	2/22/14	#5 Duke 66, #1 SU 60
Both top 5	2/22/14	#5 Duke 66, #1 SU 60
SU vs. ranked	3/4/19	#2 Virginia 79, SU 53
back-to-back	2/26/19	#5 North Carolina 93, SU 85
SU played #1	2/23/19	#1 Duke 75, SU 65
SU beat #1	1/14/19	SU 95, #1 Duke 91 OT
SU played #2	3/4/19	#2 Virginia 79, SU 53
SU beat #2	2/3/03	SU 67, #2 Pittsburgh 65
SU played #3	1/9/18	#3 Virginia 68, SU 60
SU beat #3	3/12/09	#18 SU 127, #3 UConn 117 6 OT
SU played #4	3/27/16	SU 68, #4 Virginia 62 (NCAA)
SU beat #4	3/27/16	SU 68, #4 Virginia 62 (NCAA)
SU played #5	3/14/19	#5 Duke 84, SU 72 (ACCT)
SU beat #5	3/18/18	SU 55, #5 Mich. State (NCAA) 53
SU played #6	1/28/17	SU 82, #6 Florida State 72
SU beat #6	1/28/17	SU 82, #6 Florida State 72
SU played #7	2/26/17	#7 Louisville 88, SU 68
SU beat #7	12/7/10	#8 SU 72, #7 Michigan State 58
SU played #8	2/15/20	#8 Florida State 80, SU 77
SU beat #8	12/28/13	#2 SU 78, #8 Villanova 62
SU played #9	2/1/20	#9 Duke 97, SU 88
SU beat #9	2/4/17	SU 66, #9 Virginia 62
SU played #10	1/26/19	#10 Virginia Tech 78, SU 56
SU beat #10	2/22/17	SU 78, #10 Duke 75
SU played #11	2/19/20	#11 Louisville 90, SU 66
SU beat #11	2/26/11	#17 SU 58, #11 Georgetown 51
SU played #12	3/7/18	#12 N. Carolina 78, SU 59 (ACCT)
SU beat #12	2/18/15	SU 69, #12 Louisville 59
SU played #13	11/16/18	#13 Oregon 80, #15 SU 65
SU beat #13	11/19/09	SU 95, #13 California 73
SU played #14	12/18/18	#14 Buffalo 71, SU 59
SU beat #14	3/22/12*	#2 SU 64, #14 Wisconsin 63 (NCAA)
SU played #15	1/21/17	#15 Notre Dame 85, SU 68
SU beat #15	3/30/13	#16 SU 55, #15 Marquette 39 (NCAA)
SU played #16	11/28/18	SU 72, #16 Ohio State 62
SU beat #16	11/28/18	SU 72, #16 Ohio State 62
SU played #17	11/29/16	#17 Wisconsin 77, #22 SU 60
SU beat #17	2/1/14	#2 SU 91, #17 Duke 89 OT
SU played #18	1/11/20	SU 63, #18/18 Virginia 55 OT
SU beat #18	1/11/20	SU 63, #18/18 Virginia 55 OT
SU played #19	3/3/12*	#2 SU 58, #19 Louisville 49
SU beat #19	3/3/12*	#2 SU 58, #19 Louisville 49
SU played #20	1/18/16	SU 64, #20 Duke 62
SU beat #20	1/18/16	SU 64, #20 Duke 62
SU played #21	12/9/20	#21 Rutgers 79, Syracuse 69
SU beat #21	1/21/13	#t3 SU 57, #21 Cincinnati 55
SU played #22	2/5/19	#22 Florida State 80, SU 62
SU beat #22	1/18/14	#2 SU 59, #22 Pittsburgh 54
SU played #23	1/13/18	#23 Florida State 101, SU 90 2OT
SU beat #23	12/20/08	SU 72, #23 Memphis 65
SU played #24	11/19/04	SU 71, #24 Memphis 62
SU beat #24	11/19/04	SU 71, #24 Memphis 62
SU played #25	1/28/16	SU 81, #25 Notre Dame 66
SU beat #25	1/28/16	SU 81, #25 Notre Dame 66
Ranked opponents in a season	15	2008-09

*wins vacated by NCAA sanctions

SU IN THE 2020-21 POLLS

Date	AP	Coaches
Preseason	--	rv
Week 2	--	--
Week 3	--	--
Week 4	rv	--
Week 5	--	--
Week 6	--	--
Week 7	rv	--
Week 8	--	--
Week 9	--	--

SU'S MOST FAMILIAR FOES

Opponents	Games
1. Colgate	172
2. Cornell	125
3. Pittsburgh (Jan. 6, Jan. 16)	120
4. Penn State	106
5. Georgetown (Jan. 9)	96
6. Connecticut	95
7. St. John's	91
8. Niagara (Dec. 3)	83
9. Boston College (Dec. 12, Feb. 20)	78
10. Villanova	72

bold indicates 2020-21 opponent



#2 JOHN BOL AJAK

Center • 6-10 • 215 • Redshirt Freshman • Natinga, South Sudan
The School At Church Farm • Westtown School (Pa.)

- Ajak made his collegiate debut against Niagara.
- He scored his first points for the Orange versus Rider.

SEASON HIGHS

Points: 2 vs. Rider
FG Made: 1 vs. Rider
FG Attempted: 1 vs. Rider, at Rutgers
3-Point FGM:
3-Point FGA:
FT Made:
FT Attempted:
Rebounds: 1 vs. Niagara, at Rutgers, vs. Boston College
Off. Rebounds: 1 at Rutgers, Boston College
Def. Rebounds: 1 vs. Niagara
Assists: 1 vs. Rider, at Rutgers
Steals:
Blocks:
Minutes: 9 vs. Niagara

2020-21 GAME-BY-GAME

Opponent	MP	FG	3PT	FT	REB	F	A	T	B	S	TP
BRYANT	DNP										
NIAGARA	9	0-0	0-0	0-0	1	3	0	0	0	0	0
RIDER	7	1-1	0-0	0-0	0	0	1	1	0	0	2
at Rutgers	7	0-1	0-0	0-0	1	0	1	0	0	0	0
at Boston College	3	0-1	0-0	0-0	1	2	0	0	0	0	0
NORTHEASTERN	DNP										
BUFFALO	3	0-0	0-0	0-0	0	0	0	0	0	0	0
at Wake Forest	Postponed										
FLORIDA STATE	Postponed										
PITTSBURGH	DNP										
GEORGETOWN	DNP										
CLEMSON	Postponed										
at North Carolina	DNP										
at Pittsburgh	DNP										
MIAMI											
VIRGINIA TECH											
at Virginia											
NC STATE											
LOUISVILLE											
at Clemson											
at NC State											
BOSTON COLLEGE											
at Louisville											
NOTRE DAME											
at Duke											
at Georgia Tech											
NORTH CAROLINA											

AJAK'S CAREER STATISTICS

Year	G	GS	TOTAL			3-PTS			REBOUNDS			PF	FO	A	TO	Blk	Stl	Pts	Avg				
			FG	FGA	Pct	3FG	3FGA	Pct	O	D	Tot									Avg			
2020-21	5	0	1	3	.333	0	0	.000	0	0	.000	2	1	3	0.6	5	0	2	1	0	0	2	0.4



#5 FRANK ANSELEM

Center • 6-10 • 220 • Freshman • Lagos, Nigeria • Westlake (Ga.)
Lincoln Academy (Ga.) • Prolific Prep (Calif.)

- Anselem made his collegiate debut in the season opener vs. Bryant.
- Was 4-for-5 from the free throw line on his way to six points against Rider.
- Anselem was named to the 2020 Fall Athletic Director's Honor Roll (3.0-or-better grade-point-average).

SEASON HIGHS

Points: 6 vs. Rider
FG Made: 1 vs. Rider
FG Attempted: 1 vs. Rider
3-Point FGM:
3-Point FGA:
FT Made: 4 vs. Rider
FT Attempted: 5 vs. Rider
Rebounds: 3 at Boston College
Off. Rebounds: 1 vs. Rider, at Boston College
Def. Rebounds: 2 at Boston College
Assists:
Steals: 1 vs. Rider
Blocks: 1 vs. Rider
Minutes: 9 at Boston College

2020-21 GAME-BY-GAME

Opponent	MP	FG	3PT	FT	REB	F	A	T	B	S	TP
BRYANT	4	0-0	0-0	0-0	0	1	0	0	0	0	0
NIAGARA	4	0-0	0-0	0-0	0	0	0	0	0	0	0
RIDER	8	1-1	0-0	4-5	2	2	0	1	1	1	6
at Rutgers	DNP										
at Boston College	9	0-0	0-0	0-0	3	1	0	2	0	0	0
NORTHEASTERN	DNP										
BUFFALO	DNP										
at Wake Forest	Postponed										
FLORIDA STATE	Postponed										
PITTSBURGH	DNP										
GEORGETOWN	DNP										
CLEMSON	Postponed										
at North Carolina	DNP										
at Pittsburgh	DNP										
MIAMI											
VIRGINIA TECH											
at Virginia											
NC STATE											
LOUISVILLE											
at Clemson											
at NC State											
BOSTON COLLEGE											
at Louisville											
NOTRE DAME											
at Duke											
at Georgia Tech											
NORTH CAROLINA											

ANSELEM'S CAREER STATISTICS

Year	G	GS	TOTAL			3-PTS			REBOUNDS			PF	FO	A	TO	Blk	Stl	Pts	Avg				
			FG	FGA	Pct	3FG	3FGA	Pct	FT	FTA	Pct									O	D	Tot	Avg
2020-21	4	0	1	1	1.000	0	0	.000	4	5	.800	2	3	5	1.3	4	0	0	3	1	1	6	1.5



#35 BUDDY BOEHEIM

Guard • 6-6 • 195 • Junior • Fayetteville, N.Y.
Jamesville-DeWitt H.S. • Brewster Academy (N.H.)

- Boeheim tied his career high with four assists in the season opener versus Bryant and against Buffalo.
- All of his 18 points at North Carolina came in the first half.
- Boeheim has tallied at least three 3-pointers in four of his eight outings.
- Dished out a career-high seven assists at Pittsburgh.

SEASON HIGHS

Points: 22 vs. Buffalo
FG Made: 9 vs. Georgetown
FG Attempted: 24 vs. Buffalo
3-Point FGM: 4 vs. Bryant, at North Carolina
3-Point FGA: 11 vs. Bryant
FT Made: 6 vs. Buffalo
FT Attempted: 7 vs. Buffalo
Rebounds: 5 vs. Georgetown
Off. Rebounds: 2 vs. Bryant, Pittsburgh
Def. Rebounds: 5 vs. Georgetown
Assists: 7 at Pittsburgh
Steals: 3 vs. Buffalo, at North Carolina
Blocks:
Minutes: 42 vs. Buffalo

CAREER HIGHS

Points: 26 at Georgia Tech, Virginia Tech, 2019-20
FG Made: 10 at Virginia Tech, 2019-20
FG Attempted: 24 vs. Buffalo, 2020-21
3-Point FGM: 7 at Georgetown, Notre Dame, 2019-20
3-Point FGA: 13 vs. Cornell, at Georgia Tech, Georgetown, Virginia Tech, 2019-20
FT Made: , vs. North Carolina (ACCT), 2019-20
FT Attempted: 12 vs. North Carolina (ACCT), 2019-20
Rebounds: 6 vs. Colgate, North Florida, 2019-20; vs. Pittsburgh (ACCT), 2018-19
Off. Rebounds: 4 vs. Duke, 2018-19
Def. Rebounds: 6 vs. Colgate, 2019-20
Assists: 7 at Pittsburgh, 2020-21
Steals: 4 vs. Wake Forest, NC State, 2019-20
Blocks: 2 at Florida State, 2019-20
Minutes: 45 at Miami, 2019-20

2020-21 GAME-BY-GAME

Opponent	MP	FG	3PT	FT	REB	F	A	T	B	S	TP
BRYANT *	38	7-17	4-11	3-3	2	0	4	4	0	1	21
NIAGARA	DNP										
RIDER	DNP										
at Rutgers	DNP										
at Boston College *	25	7-13	3-8	0-0	0	1	2	0	0	2	17
NORTHEASTERN *	33	1-12	0-3	0-0	2	3	1	1	0	1	2
BUFFALO *	42	8-24	0-5	6-7	2	2	4	1	0	3	22
at Wake Forest	Postponed										
FLORIDA STATE	Postponed										
PITTSBURGH *	32	3-12	2-10	0-0	2	1	3	0	0	2	8
GEORGETOWN *	37	9-18	3-6	0-1	5	0	3	1	0	1	21
CLEMSON	Postponed										
at North Carolina *	38	7-15	4-9	0-0	2	3	4	3	0	3	18
at Pittsburgh *	40	4-12	0-8	4-4	4	3	7	0	0	1	12
MIAMI											
VIRGINIA TECH											
at Virginia											
NC STATE											
LOUISVILLE											
at Clemson											
at NC State											
BOSTON COLLEGE											
at Louisville											
NOTRE DAME											
at Duke											
at Georgia Tech											
NORTH CAROLINA											

* indicates start

BOEHEIM'S CAREER STATISTICS

Year	TOTAL				3-PTS			REBOUNDS				PF		FO		A	TO	Blk	Stl	Pts	Avg		
	G	GS	FG	FGA	Pct	3FG	3FGA	Pct	FT	FTA	Pct	O	D	Tot	Avg								
2018-19	32	5	72	190	.379	47	133	.353	26	33	.788	18	34	52	1.6	38	0	33	25	3	18	217	6.8
2019-20	32	32	177	434	.408	97	262	.370	40	56	.714	12	49	61	1.9	54	2	69	47	6	35	491	15.3
2020-21	8	8	46	123	.374	16	60	.267	13	15	.867	5	14	19	2.4	13	0	28	10	0	14	121	15.1
Totals	72	45	295	747	.395	160	455	.352	79	104	.760	35	97	132	1.8	105	2	130	82	9	67	829	11.5



#20 ROBERT BRASWELL

Forward • 6-7 • 206 • Redshirt Sophomore • Jacksonville, Fla.
Blythewood H.S. (S.C.)

- Braswell scored a career-high 12 points against Pittsburgh. Also set career highs in field goals made (4), 3-point field goals made (4) and minutes played (20) against the Panthers.
- He tied his career high with three steals against Georgetown.
- Braswell was named to the 2020 Fall Athletic Director's Honor Roll (3.0-or-better grade-point-average).
- Tied his career high in rebounds (4) and defensive rebounds (3) at Pittsburgh.

SEASON HIGHS

Points: 12 vs. Pittsburgh
FG Made: 4 vs. Pittsburgh
FG Attempted: 7 vs. Niagara, Pittsburgh
3-Point FGM: 4 vs. Pittsburgh
3-Point FGA: 5 vs. Niagara, Pittsburgh
FT Made: 2 vs. Rider, at North Carolina
FT Attempted: 2 vs. Rider, at North Carolina
Rebounds: 4 at Pittsburgh
Off. Rebounds: 1 vs. Niagara, at Pittsburgh
Def. Rebounds: 3 at Pittsburgh
Assists: 1 vs. Georgetown
Steals: 3 vs. Georgetown
Blocks: 1 vs. Pittsburgh, Georgetown
Minutes: 20 vs. Pittsburgh

CAREER HIGHS

Points: 12 vs. Pittsburgh, 2020-21
FG Made: 4 vs. Pittsburgh, 2020-21
FG Attempted: 7 vs. Niagara, Pittsburgh, 2020-21
3-Point FGM: 4 vs. Pittsburgh, 2019-20
3-Point FGA: 5 vs. Niagara, Pittsburgh, 2020-21
FT Made: 2 vs. Rider, at North Carolina, 2020-21; Northeastern, Arkansas State, at Virginia Tech, 2018-19
FT Attempted: 2 vs. Rider, at North Carolina, 2020-21; Colgate, Northeastern, Arkansas State, at Virginia Tech, NC State, 2018-19
Rebounds: 4 at Pittsburgh, 2020-21; vs. Eastern Washington, 2018-19
Off. Rebounds: 1 vs. Niagara, 2020-21; Colgate, 2019-20; Eastern Washington, St. Bonaventure, 2018-19
Def. Rebounds: 3 at Pittsburgh, 2020-21; vs. Eastern Washington, 2018-19
Assists: 2 vs. Eastern Washington, 2018-19
Steals: 3 vs. Georgetown, 2020-21; at NC State, 2018-19
Blocks: 1 vs. Pittsburgh, 2020-21; vs. Arkansas State, 2018-19
Minutes: 20 vs. Pittsburgh, 2020-21

2020-21 GAME-BY-GAME

Opponent	MP	FG	3PT	FT	REB	F	A	T	B	S	TP
BRYANT	3	0-3	0-2	0-0	0	1	0	0	0	1	0
NIAGARA	15	1-7	0-5	0-0	3	2	0	3	0	0	2
RIDER	9	1-4	0-3	2-2	2	2	0	0	0	0	4
at Rutgers	3	1-1	0-0	0-0	0	0	0	0	0	0	2
at Boston College	11	0-3	0-2	0-0	2	0	0	1	0	0	0
NORTHEASTERN	DNP										
BUFFALO	DNP										
at Wake Forest	Postponed										
FLORIDA STATE	Postponed										
PITTSBURGH	20	4-7	4-5	0-0	1	2	0	0	1	1	12
GEORGETOWN	17	1-3	1-2	0-0	2	2	1	0	1	3	3
CLEMSON	Postponed										
at North Carolina	9	1-3	0-2	2-2	2	1	0	0	0	0	4
at Pittsburgh	8	0-2	0-2	0-0	4	2	0	0	0	0	0
MIAMI											
VIRGINIA TECH											
at Virginia											
NC STATE											
LOUISVILLE											
at Clemson											
at NC State											
BOSTON COLLEGE											
at Louisville											
NOTRE DAME											
at Duke											
at Georgia Tech											
NORTH CAROLINA											

BRASWELL'S CAREER STATISTICS

Year	TOTAL					3-PTS			FT			REBOUNDS				PF	FO	A	TO	Blk	Stl	Pts	Avg
	G	GS	FG	FGA	Pct	3FG	3FGA	Pct	FT	FTA	Pct	O	D	Tot	Avg								
2018-19	12	0	8	12	.667	1	2	.500	9	12	.750	2	8	10	0.8	2	0	5	7	1	6	26	2.2
2019-20	7	0	4	9	.444	4	6	.667	0	0	.000	1	7	8	1.1	3	0	0	2	0	3	12	1.7
2020-21	8	0	9	31	.290	5	21	.238	4	4	1.000	1	11	12	1.5	10	0	1	4	2	5	27	3.4
Totals	27	0	21	52	.404	10	29	.344	13	16	.813	4	26	30	1.1	15	0	6	13	3	14	65	2.4



#21 MAREK DOLEZAJ

Forward • 6-10 • 200 • Senior • Bratislava, Slovakia
Karlovka

- Dolezaj recorded his first point-assists double-double with 20 points and a career-high 10 assists versus Bryant.
- Ranks second on the team in assists and tied for third in blocks.
- Fourth in the ACC in minutes played (35.66 mpg.).
- He tied his career high with four blocks against Buffalo.

SEASON HIGHS

Points: 20 vs. Bryant
FG Made: 7 vs. Northeastern, Buffalo
FG Attempted: 13 vs. Northeastern
3-Point FGM:
3-Point FGA: 1 vs. Niagara, Northeastern
FT Made: 8 vs. Bryant
FT Attempted: 9 vs. Bryant
Rebounds: 10 vs. Niagara
Off. Rebounds: 6 vs. Buffalo
Def. Rebounds: 8 vs. Niagara
Assists: 10 vs. Bryant
Steals: 4 vs. Bryant
Blocks: 4 vs. Buffalo
Minutes: 42 vs. Buffalo

CAREER HIGHS

Points: 22 vs. Duke, 2019-20
FG Made: 8 vs. Duke, 2019-20; vs. TCU (NCAAT), 2017-18
FG Attempted: 14 vs. Duke, 2019-20
3-Point FGM: 2 at Ohio State, Clemson, 2018-19
3-Point FGA: 4 vs. Clemson, 2018-19
FT Made: 12 vs. Georgia Tech, 2019-20
FT Attempted: 12 vs. Georgia Tech, 2019-20
Rebounds: 12 vs. Niagara, at Virginia, 2019-20
Off. Rebounds: 7 at Virginia 2019-20
Def. Rebounds: 10 at Virginia Tech, 2019-20
Assists: 10 vs. Bryant, 2020-21
Steals: 5 vs. Georgia Tech, 2018-19
Blocks: 4 vs. Buffalo, 2020-21; Niagara, 2019-20
Minutes: 45 at Miami, 2019-20

2020-21 GAME-BY-GAME

Opponent	MP	FG	3PT	FT	REB	F	A	T	B	S	TP
BRYANT *	36	6-12	0-0	8-9	5	4	10	3	1	4	20
NIAGARA *	31	2-4	0-1	3-4	10	0	3	3	0	2	7
RIDER *	24	2-4	0-0	0-0	5	3	3	2	3	0	4
at Rutgers *	37	6-11	0-0	2-3	4	3	1	2	0	2	14
at Boston College *	28	2-5	0-0	6-6	6	2	7	2	0	0	10
NORTHEASTERN *	40	7-13	0-1	0-0	4	2	1	3	0	1	14
BUFFALO *	42	7-9	0-0	5-7	8	4	5	2	4	1	19
at Wake Forest	Postponed										
FLORIDA STATE	Postponed										
PITTSBURGH *	40	3-5	0-0	3-3	6	2	4	2	0	2	9
GEORGETOWN *	40	4-7	0-0	3-4	9	2	3	3	0	1	11
CLEMSON	Postponed										
at North Carolina *	35	2-3	0-0	2-2	1	3	2	1	0	1	6
at Pittsburgh *	39	4-6	0-0	6-8	2	4	2	1	3	0	14
MIAMI											
VIRGINIA TECH											
at Virginia											
NC STATE											
LOUISVILLE											
at Clemson											
at NC State											
BOSTON COLLEGE											
at Louisville											
NOTRE DAME											
at Duke											
at Georgia Tech											
NORTH CAROLINA											

* indicates start

DOLEZAJ'S CAREER STATISTICS

Year	G		TOTAL			3-PTS			FT			REBOUNDS				PF				Pts	Avg		
	G	GS	FG	FGA	Pct	3FG	3FGA	Pct	FT	FTA	Pct	O	D	Tot	Avg	PF	FO	A	TO			Blk	Stl
2017-18	37	17	79	147	.537	2	9	.222	54	76	.711	72	107	179	4.8	102	4	57	51	28	30	214	5.8
2018-19	34	6	52	93	.559	11	29	.379	26	44	.591	39	81	120	3.5	94	6	54	38	16	43	141	4.1
2019-20	32	32	111	219	.507	1	7	.143	109	146	.747	72	134	206	6.4	104	9	88	62	27	36	332	10.4
2020-21	11	11	45	79	.570	0	2	.000	38	46	.826	20	39	59	5.4	29	0	40	24	11	14	128	11.6
Totals	113	66	287	538	.533	14	47	.298	227	312	.728	203	361	564	5.0	329	19	239	175	82	123	815	7.2



#14 JESSE EDWARDS

Center • 6-11 • 215 • Sophomore • Amsterdam, Netherlands
IMG Academy (Fla.)

- Edwards has seen in action in five-of-10 games this season.
- Edwards logged a season-high seven minutes at North Carolina.
- He was named to the 2020 Fall Athletic Director's Honor Roll (3.0-or-better grade-point-average).

SEASON HIGHS

Points: 3 at Boston College
FG Made: 1 at Boston College
FG Attempted: 2 at Boston College
3-Point FGM:
3-Point FGA:
FT Made: 1 at Boston College
FT Attempted: 1 at Boston College, North Carolina
Rebounds: 1 vs. Niagara, Rider
Off. Rebounds:
Def. Rebounds: 1 vs. Niagara, Rider
Assists:
Steals:
Blocks: 1 at North Carolina
Minutes: 6 vs. Rider

CAREER HIGHS

Points: 10 vs. Bucknell, 2019-20
FG Made: 5 vs. Bucknell, 2019-20
FG Attempted: 5 vs. Bucknell, 2019-20
3-Point FGM: 0
3-Point FGA: 0
FT Made: 3 at Miami, 2019-20
FT Attempted: 4 at Miami, 2019-20
Rebounds: 5 vs. Bucknell, 2019-20
Off. Rebounds: 2 vs. Bucknell, NC State, 2019-20
Def. Rebounds: 3 vs. Seattle, Bucknell, at Georgia Tech, Boston College, 2019-20
Assists: 0
Steals: 2 vs. Wake Forest, 2019-20
Blocks: 2 vs. Bucknell, at Louisville, 2019-20
Minutes: 14 vs. Bucknell, 2019-20

2020-21 GAME-BY-GAME

Opponent	MP	FG	3PT	FT	REB	F	A	T	B	S	TP
BRYANT	1	0-0	0-0	0-0	0	0	0	0	0	0	0
NIAGARA	1	0-0	0-0	0-0	1	0	0	0	0	0	0
RIDER	6	0-0	0-0	0-0	1	1	0	0	0	0	0
at Rutgers	DNP										
at Boston College	4	1-2	0-0	1-1	0	2	0	0	0	0	3
NORTHEASTERN	DNP										
BUFFALO	DNP										
at Wake Forest	Postponed										
FLORIDA STATE	Postponed										
PITTSBURGH	DNP										
GEORGETOWN	DNP										
CLEMSON	Postponed										
at North Carolina	7	0-0	0-0	0-1	0	1	0	1	1	0	0
at Pittsburgh	1	0-1	0-0	0-0	0	1	0	0	0	0	0
MIAMI											
VIRGINIA TECH											
at Virginia											
NC STATE											
LOUISVILLE											
at Clemson											
at NC State											
BOSTON COLLEGE											
at Louisville											
NOTRE DAME											
at Duke											
at Georgia Tech											
NORTH CAROLINA											

EDWARDS' CAREER STATISTICS

Year	TOTAL				3-PTS			REBOUNDS				PF	FO	A	TO	Blk	Stl	Pts	Avg				
	G	GS	FG	FGA	Pct	3FG	3FGA	Pct	FT	FTA	Pct									O	D	Tot	Avg
2019-20	21	0	19	24	.792	0	0		12	19	.632	11	24	35	1.7	21	0	0	6	10	4	50	2.4
2020-21	6	0	1	3	.333	0	0		1	2	.500	0	2	2	0.3	5	0	0	1	1	0	3	0.5
Totals	27	0	20	27	.741	0	0		13	21	.619	11	26	37	1.4	26	0	0	7	11	4	53	2.0



#11 JOSEPH GIRARD III

Guard • 6-1 • 195 • Sophomore • Glens Falls, N.Y.

Glens Falls

- Girard III recorded a career-high six 3-pointers against Rider.
- Posted a career-high six steals against Northeastern.
- Girard III dished out a season-high eight assists against Georgetown, which was one shy of his career high.
- He leads the team and is tied for sixth in the ACC in assists (4.09 avg.).
- Girard III was named to the 2020 Fall Athletic Director's Honor Roll (3.0-or-better grade-point-average).

SEASON HIGHS

Points: 21 vs. Rider, Northeastern
FG Made: 6 vs. Rider; at Boston College, vs. Georgetown
FG Attempted: 16 vs. Northeastern
3-Point FGM: 6 vs. Rider
3-Point FGA: 12 vs. Rider
FT Made: 9 vs. Northeastern
FT Attempted: 9 vs. Northeastern
Rebounds: 7 Bryant
Off. Rebounds: 1 vs. Bryant, at North Carolina
Def. Rebounds: 6 vs. Bryant
Assists: 8 vs. Georgetown
Steals: 6 vs. Northeastern
Blocks: 1 vs. Rider
Minutes: 39 vs. Northeastern

CAREER HIGHS

Points: 30, NC State, 2019-20
FG Made: 9, NC State, 2019-20
FG Attempted: 22, NC State, at Florida State, 2019-20
3-Point FGM: 6, Rider, 2020-21
3-Point FGA: 12, Rider, 2020-21; at Florida State, 2019-20
FT Made: 11, NC State, 2019-20
FT Attempted: 12, NC State, 2019-20
Rebounds: 9 at Notre Dame, 2019-20
Off. Rebounds: 3 at Notre Dame, 2019-20
Def. Rebounds: 7 at Florida State, 2019-20
Assists: 9 vs. Oklahoma St., 2019-20
Steals: 6, Northeastern, 2020-21
Blocks: 1, Rider, 2020-21; Bucknell, Notre Dame, at Louisville, 2019-20
Minutes: 41 at Miami, 2019-20

2020-21 GAME-BY-GAME

Opponent	MP	FG	3PT	FT	REB	F	A	T	B	S	TP
BRYANT *	35	2-14	2-9	0-0	7	3	4	2	0	3	6
NIAGARA *	35	3-11	1-6	1-2	3	1	2	4	0	2	8
RIDER *	32	6-13	6-12	3-4	2	0	5	5	1	0	21
at Rutgers *	34	1-8	1-6	0-0	2	1	6	2	0	0	3
at Boston College *	26	6-8	5-7	0-0	5	1	5	3	0	1	17
NORTHEASTERN *	39	5-16	2-9	9-9	4	2	3	3	0	6	21
BUFFALO *	16	1-6	0-3	0-0	1	1	2	0	0	1	2
at Wake Forest	Postponed										
FLORIDA STATE	Postponed										
PITTSBURGH *	32	3-11	2-8	0-0	4	4	6	4	0	2	8
GEORGETOWN *	37	6-12	3-4	3-4	3	1	8	2	0	2	18
CLEMSON	Postponed										
at North Carolina *	26	2-7	2-4	0-0	3	1	3	2	0	0	6
at Pittsburgh *	22	0-4	0-3	2-2	1	2	1	1	0	1	2
MIAMI											
VIRGINIA TECH											
at Virginia											
NC STATE											
LOUISVILLE											
at Clemson											
at NC State											
BOSTON COLLEGE											
at Louisville											
NOTRE DAME											
at Duke											
at Georgia Tech											
NORTH CAROLINA											

* indicates start

GIRARD'S III CAREER STATISTICS

Year	TOTAL				3-PTS			FT			REBOUNDS				PF	FO	A	TO	Blk	Stl	Pts	Avg	
	G	GS	FG	FGA	Pct	3FG	3FGA	Pct	FT	FTA	Pct	O	D	Tot									Avg
2019-20	32	30	122	352	.347	70	217	.323	84	94	.894	5	92	97	3.0	47	0	113	60	3	47	398	12.4
2020-21	11	11	35	110	.318	24	71	.338	18	21	.857	3	32	35	3.2	17	0	45	28	1	18	112	10.2
Totals	43	41	157	462	.340	94	288	.326	102	115	.887	8	124	132	3.1	64	0	158	88	4	65	510	11.9



#0 ALAN GRIFFIN

Forward • 6-5 • 190 • Junior • Ossining, N.Y.
Ossining Archbishop Stepinac • Illinois

- Griffin made his Syracuse debut in the season opener against Bryant. He finished with his second career double-double.
- He made his first start for the Orange against Niagara.
- Griffin dished out a career-high five assists against Rider.
- He tied his career high with six 3-pointers at Boston College and posted his second double-double of the season and third of his career.
- Griffin tied his career high with three blocks against Buffalo, his third coming with less than 10 seconds remaining to keep the game tied to force overtime.
- He ranks seventh in the ACC in scoring and second in 3-point field goals per game (2.55).

SEASON HIGHS

Points: 28 at Pittsburgh
FG Made: 10 at Pittsburgh
FG Attempted: 18 at Rutgers, Pittsburgh
3-Point FGM: 6 at Boston College
3-Point FGA: 10 vs. Bryant
FT Made: 7 vs. Buffalo
FT Attempted: 8 vs. Buffalo
Rebounds: 13 vs. Bryant
Off. Rebounds: 4 vs. Bryant; at Rutgers, vs. Buffalo
Def. Rebounds: 9 vs. Bryant
Assists: 5 vs. Rider
Steals: 3 vs. Pittsburgh
Blocks: 3 vs. Buffalo, at North Carolina
Minutes: 39 vs. Buffalo

CAREER HIGHS

Points: 28 at Pittsburgh, 2020-21
FG Made: 10 at Pittsburgh, 2020-21
FG Attempted: 18 at Rutgers, Pittsburgh, 2020-21
3-Point FGM: 6 at Boston College, 2020-21; at Northwestern, 2019-20
3-Point FGA: 10 vs. Bryant, 2020-21
FT Made: 7 vs. Buffalo, 2020-21
FT Attempted: 8 vs. Buffalo, 2020-21
Rebounds: 13 vs. Bryant, 2020-21
Off. Rebounds: 6 vs. Purdue, 2019-20
Def. Rebounds: 9 vs. Bryant, 2020-21
Assists: 5 vs. Rider, 2020-21
Steals: 3 vs. Pittsburgh, at North Carolina, 2020-21
Blocks: 3 vs. Buffalo, 2020-21; UNLV, 2018-19
Minutes: 39 vs. Buffalo, 2020-21

2020-21 GAME-BY-GAME

Opponent	MP	FG	3PT	FT	REB	F	A	T	B	S	TP
BRYANT	37	6-15	4-10	1-3	13	0	3	2	1	0	17
NIAGARA *	30	3-13	2-6	2-2	4	1	4	2	1	0	10
RIDER *	30	8-11	4-6	3-3	4	3	5	1	0	2	23
at Rutgers *	37	7-18	2-9	4-4	8	4	1	6	0	1	20
at Boston College *	29	8-13	6-9	0-0	10	2	4	6	0	1	22
NORTHEASTERN *	24	0-4	0-3	0-0	4	2	1	3	0	2	0
BUFFALO *	39	8-14	1-6	7-8	10	2	3	2	3	2	24
at Wake Forest	Postponed										
FLORIDA STATE	Postponed										
PITTSBURGH *	37	6-16	3-9	0-0	8	2	4	3	2	3	15
GEORGETOWN *	33	4-10	1-6	0-0	5	3	2	1	1	0	9
CLEMSON	Postponed										
at North Carolina *	32	6-12	3-8	1-2	7	2	2	6	3	1	16
at Pittsburgh *	32	10-18	2-4	6-6	7	2	0	3	2	0	28
MIAMI											
VIRGINIA TECH											
at Virginia											
NC STATE											
LOUISVILLE											
at Clemson											
at NC State											
BOSTON COLLEGE											
at Louisville											
NOTRE DAME											
at Duke											
at Georgia Tech											
NORTH CAROLINA											

* indicates start

GRIFFIN'S CAREER STATISTICS

Year	TOTAL					3-PTS			REBOUNDS				PF FO A TO Blk Stl				Pts	Avg					
	G	GS	FG	FGA	Pct	3FG	3FGA	Pct	FT	FTA	Pct	O	D	Tot	Avg	Pf			FO	A	TO	Blk	Stl
2018-19*	30	1	30	78	.385	14	46	.304	11	18	.611	22	25	47	1.6	22	0	12	27	7	8	85	2.8
2019-20*	28	1	86	178	.483	47	113	.416	31	36	.861	50	77	127	4.5	32	0	18	22	6	13	250	8.9
2020-21	11	10	66	144	.458	28	76	.368	24	28	.857	24	56	80	7.3	23	0	29	35	13	12	184	16.7
Totals	69	12	182	400	.455	89	235	.379	66	82	.805	96	158	254	3.7	77	0	59	84	26	33	519	7.5

*at Illinois



#1 QUINCY GUERRIER

Forward • 6-7 • 220 • Sophomore • Montreal, Quebec
Thetford Academy, Quebec

- Guerrier recorded back-to-back double-doubles for the first time in his career in the initial two games of the season.
- He ranks ninth in the ACC in scoring (16.6), second in rebounding (9.7) and third in field goal percentage (.569).
- Guerrier leads the league and ranks 10th in the nation with six double-doubles this season.
- He pulled down a career-high 16 rebounds against Northeastern.
- He scored a season-high 27 points against Buffalo.
- Guerrier was named to the 2020 Fall Athletic Director's Honor Roll (3.0-or-better grade-point-average).

SEASON HIGHS

Points: 27 vs. Buffalo
FG Made: 9 vs. Niagara, at North Carolina
FG Attempted: 18 at North Carolina
3-Point FGM: 3 at Rutgers
3-Point FGA: 6 at North Carolina
FT Made: 9 vs. Buffalo
FT Attempted: 12 vs. Buffalo
Rebounds: 16 vs. Northeastern
Off. Rebounds: 7 vs. Northeastern
Def. Rebounds: 9 vs. Niagara, Northeastern, Buffalo
Assists: 3 vs. Rider, at Pittsburgh
Steals: 2 vs. Bryant
Blocks: 5 at North Carolina
Minutes: 45 vs. Buffalo

CAREER HIGHS

Points: 27 vs. Buffalo, 2020-21
FG Made: 9 vs. Niagara, at North Carolina, 2020-21
FG Attempted: 18 at North Carolina, 2020-21
3-Point FGM: 3 at Rutgers, 2020-21
3-Point FGA: 6 at North Carolina, 2020-21
FT Made: 9 vs. Buffalo, 2020-21
FT Attempted: 14 vs. Seattle, 2019-20
Rebounds: 16 vs. Northeastern, 2020-21
Off. Rebounds: 7 vs. Northeastern, 2020-21
Def. Rebounds: 9 vs. Niagara, Northeastern, Buffalo, 2020-21
Assists: 3 vs. Rider, at Pittsburgh, 2020-21; Oakland, 2019-20
Steals: 2 vs. Bryant, 2020-21; at Virginia Tech, NC State, 2019-20
Blocks: 5 at North Carolina, 2020-21
Minutes: 45 vs. Buffalo, 2020-21


2020-21 GAME-BY-GAME

Opponent	MP	FG	3PT	FT	REB	F	A	T	B	S	TP
BRYANT *	33	7-12	0-2	1-3	13	2	1	1	0	2	15
NIAGARA *	26	9-10	1-1	4-5	13	1	0	0	1	1	23
RIDER *	30	4-7	1-2	2-3	7	1	3	1	0	1	11
at Rutgers *	36	6-9	3-5	3-5	5	4	0	0	1	1	18
at Boston College *	30	5-7	0-1	4-5	5	0	2	1	0	1	14
NORTHEASTERN *	39	6-10	0-0	6-9	16	4	1	0	1	0	18
BUFFALO *	45	8-13	2-5	9-12	11	4	0	1	0	0	27
at Wake Forest	Postponed										
FLORIDA STATE	Postponed										
PITTSBURGH *	17	1-2	1-2	0-0	5	4	0	2	1	0	3
GEORGETOWN *	30	3-11	1-3	5-5	9	4	0	1	1	0	12
CLEMSON	Postponed										
at North Carolina *	37	9-18	1-6	4-5	11	5	1	0	5	1	23
at Pittsburgh *	38	8-19	1-5	1-1	13	3	3	0	4	0	18
MIAMI											
VIRGINIA TECH											
at Virginia											
NC STATE											
LOUISVILLE											
at Clemson											
at NC State											
BOSTON COLLEGE											
at Louisville											
NOTRE DAME											
at Duke											
at Georgia Tech											
NORTH CAROLINA											

* indicates start



Player of the Week (December 21)



Player of the Week (December 21)

GUERRIER'S CAREER STATISTICS

Year	TOTAL				3-PTS			REBOUNDS				PF FO A TO Blk Stl Pts Avg											
	G	GS	FG	FGA	Pct	3FG	3FGA	Pct	FT	FTA	Pct	O	D	Tot	Avg	PF	FO	A	TO	Blk	Stl	Pts	Avg
2019-20	32	0	77	155	.497	3	24	.125	63	104	.606	57	113	170	5.3	83	3	19	43	25	15	220	6.9
2020-21	11	11	66	118	.559	11	32	.344	39	53	.736	33	75	108	9.8	32	1	11	7	14	7	182	16.5
Totals	43	11	143	273	.524	14	56	.250	102	157	.650	90	188	278	6.5	115	4	30	50	39	22	402	9.3



#4 WOODY NEWTON

Forward • 6-8 • 200 • Freshman • District Heights, Md.
McKinley Tech • Mt. Zion Prep

- Newton made his collegiate debut against Niagara.
- He scored a career-high nine points in 15 minutes at Boston College.
- In one four-game stretch (Niagara-Boston College), Newton converted 6-of-13 (.462) 3-pointers.

SEASON HIGHS

Points: 9 vs. Niagara, Rider; at Boston College
FG Made: 4 at Boston College
FG Attempted: 7 at Boston College
3-Point FGM: 3 vs. Rider
3-Point FGA: 4 vs. Rider, at Rutgers
FT Made: 2 vs. Niagara, Northeastern
FT Attempted: 4 vs. Niagara
Rebounds: 8 vs. Rider
Off. Rebounds: 1 vs. Niagara, Rider
Def. Rebounds: 7 vs. Rider
Assists: 1 vs. Rider
Steals: 2 vs. Niagara
Blocks: 2 vs. Niagara
Minutes: 22 vs. Rider

2020-21 GAME-BY-GAME

Opponent	MP	FG	3PT	FT	REB	F	A	T	B	S	TP
BRYANT	DNP										
NIAGARA	14	3-5	1-2	2-4	5	2	0	2	2	2	9
RIDER	22	3-5	3-4	0-0	8	1	1	2	0	0	9
at Rutgers	9	2-5	1-4	1-2	1	1	0	0	0	1	6
at Boston College	15	4-7	1-3	0-0	4	0	0	0	0	0	9
NORTHEASTERN	7	0-1	0-1	2-2	2	0	0	0	0	0	2
BUFFALO	6	0-0	0-0	0-0	0	1	0	0	0	0	0
at Wake Forest	Postponed										
FLORIDA STATE	Postponed										
PITTSBURGH	3	0-0	0-0	0-0	0-0	1	0	0	1	0	0
GEORGETOWN	DNP										
CLEMSON	Postponed										
at North Carolina	DNP										
at Pittsburgh	2	0-1	0-1	0-0	0	1	0	0	0	0	0
MIAMI											
VIRGINIA TECH											
at Virginia											
NC STATE											
LOUISVILLE											
at Clemson											
at NC State											
BOSTON COLLEGE											
at Louisville											
NOTRE DAME											
at Duke											
at Georgia Tech											
NORTH CAROLINA											

NEWTON'S CAREER STATISTICS

Year	G	GS	TOTAL			3-PTS			REBOUNDS			PF	FO	A	TO	Blk	Stl	Pts	Avg				
			FG	FGA	Pct	3FG	3FGA	Pct	FT	FTA	Pct									O	D	Tot	Avg
2020-21	8	0	12	24	.500	6	15	.400	5	8	.625	2	18	20	2.5	7	0	1	4	3	3	35	4.4



#3 KADARY RICHMOND

Guard • 6-5 • 180 • Freshman • Brooklyn, N.Y.
South Shore • Brewster Academy (N.H.)

- Richmond made his collegiate debut in the season opener vs. Bryant.
- He made his first career start against Niagara and posted 16 points.
- Richmond leads the team and ranks fourth in the ACC in steals per game (1.9). In addition, he ranks third on the squad in assists and fourth in blocks.

SEASON HIGHS

Points: 16 vs. Niagara
FG Made: 6 vs. Niagara
FG Attempted: 10 vs. Niagara
3-Point FGM: 1 vs. Rider; at Boston College
3-Point FGA: 4 vs. Pittsburgh
FT Made: 5 vs. Northeastern, Buffalo
FT Attempted: 8 vs. Buffalo
Rebounds: 8 vs. Buffalo
Off. Rebounds: 1 vs. Niagara, Rider, at Rutgers; vs. Buffalo, Pittsburgh, at Pittsburgh
Def. Rebounds: 7 vs. Buffalo
Assists: 7 at Rutgers
Steals: 5 at Rutgers
Blocks: 3 vs. Niagara, Buffalo
Minutes: 37 at Rutgers

2020-21 GAME-BY-GAME

Opponent	MP	FG	3PT	FT	REB	F	A	T	B	S	TP
BRYANT	9	1-1	0-0	2-2	3	3	1	1	0	1	4
NIAGARA *	35	6-10	0-2	4-4	7	0	6	3	3	4	16
RIDER *	31	2-5	1-3	2-3	7	3	6	3	1	3	7
at Rutgers *	37	1-5	0-2	4-6	3	3	7	2	0	5	6
at Boston College	20	4-4	1-1	0-0	2	3	3	2	0	4	9
NORTHEASTERN	18	0-4	0-1	5-6	1	1	1	0	1	0	5
BUFFALO	32	4-9	0-0	5-8	8	1	5	2	3	1	13
at Wake Forest	Postponed										
FLORIDA STATE	Postponed										
PITTSBURGH	19	2-7	0-4	1-2	3	2	1	1	0	2	5
GEORGETOWN	6	0-1	0-0	0-0	0	0	1	0	0	0	0
CLEMSON	Postponed										
at North Carolina	16	1-2	0-0	0-0	2	0	1	1	0	1	2
at Pittsburgh	18	1-5	0-0	0-1	3	3	4	0	0	0	2
MIAMI											
VIRGINIA TECH											
at Virginia											
NC STATE											
LOUISVILLE											
at Clemson											
at NC State											
BOSTON COLLEGE											
at Louisville											
NOTRE DAME											
at Duke											
at Georgia Tech											
NORTH CAROLINA											

* indicates start

RICHMOND'S CAREER STATISTICS

Year	G	GS	TOTAL			3-PTS			REBOUNDS			PF	FO	A	TO	Blk	Stl	Pts	Avg				
			FG	FGA	Pct	3FG	3FGA	Pct	FT	FTA	Pct									O	D	Tot	Avg
2020-21	11	3	22	53	.415	2	13	.154	23	32	.719	6	33	39	3.5	19	0	36	15	8	21	69	6.3



#34 BOURAMA SIDIBE

Center • 6-10 • 218 • Senior • Bamako, Mali
St. Benedict's Prep (N.J.)

- Sidibe suffered a left knee injury against Bryant and has not returned to the lineup. He had started 33 straight games for the Orange.
- He underwent successful surgery.
- Sidibe was named to the 2020 Fall Athletic Director's Honor Roll (3.0-or-better grade-point-average) It marked the fifth semester he has achieved the recognition during his time at Syracuse.

SEASON HIGHS

Points: 2 vs. Bryant
FG Made:
FG Attempted:
3-Point FGM:
3-Point FGA:
FT Made: 2 vs. Bryant
FT Attempted: 4 vs. Bryant
Rebounds: 1 vs. Bryant
Off. Rebounds: 1 vs. Bryant
Def. Rebounds:
Assists:
Steals:
Blocks:
Minutes: 4 vs. Bryant

CAREER HIGHS

Points: 18 at Pittsburgh, 2017-18
FG Made: 6 vs. Colgate, Niagara, at Notre Dame, 2019-20; at Pittsburgh, 2017-18
FG Attempted: 8 at Pittsburgh, 2017-18
3-Point FGM, 3-Point FGA: 0
FT Made: 7 vs. North Carolina, 2019-20
FT Attempted: 9 vs. Colgate, 2018-19
Rebounds: 16 at Pittsburgh, 2017-18
Off. Rebounds: 6 vs. Notre Dame, at Boston College, vs. North Carolina (ACCT), 2019-20
Def. Rebounds: 13 at Pittsburgh, 2017-18
Assists: 1 vs. Seattle, Cornell, Niagara, Notre Dame, at Miami, vs. North Carolina (ACCT), 2019-20; Eastern Washington, Connecticut, Colgate, Cornell, St. Bonaventure, 2018-19; Texas Southern, Toledo, Wake Forest, at Duke, 2017-18
Steals: 5 at Georgia Tech, Pittsburgh, 2019-20
Blocks: 6 vs. North Carolina, 2019-20
Minutes: 36 vs. North Carolina, 2019-20

2020-21 GAME-BY-GAME

Opponent	MP	FG	3PT	FT	REB	F	A	T	B	S	TP
BRYANT *	4	0-0	0-0	2-4	1	0	0	0	0	0	2
NIAGARA	DNP										
RIDER	DNP										
at Rutgers	DNP										
at Boston College	DNP										
NORTHEASTERN	DNP										
BUFFALO	DNP										
at Wake Forest	Postponed										
FLORIDA STATE	Postponed										
PITTSBURGH	DNP										
GEORGETOWN	DNP										
CLEMSON	Postponed										
at North Carolina	DNP										
at Pittsburgh	DNP										
MIAMI											
VIRGINIA TECH											
at Virginia											
NC STATE											
LOUISVILLE											
at Clemson											
at NC State											
BOSTON COLLEGE											
at Louisville											
NOTRE DAME											
at Duke											
at Georgia Tech											
NORTH CAROLINA											

* indicates start

SIDIBE'S CAREER STATISTICS

Year	G	GS	TOTAL			3-PTS			REBOUNDS														
			FG	FGA	Pct	3FG	3FGA	Pct	FT	FTA	Pct	O	D	Tot	Avg	PF	FO	A	TO	Blk	Stl	Pts	Avg
2017-18	30	0	31	52	.596	0	0		19	40	.475	37	59	96	3.2	71	3	4	27	20	10	81	2.7
2018-19	29	0	19	41	.463	0	0		17	43	.395	29	48	77	2.7	68	1	5	9	14	15	55	1.9
2019-20	32	32	81	117	.692	0	0		31	56	.554	89	153	242	7.4	131	10	6	30	44	40	193	6.0
2020-21	1	1	0	0	.000	0	0		2	4	.500	1	0	1	1.0	0	0	0	0	0	0	2	2.0
Totals	92	33	131	210	.624	0	0		69	143	.483	156	260	416	4.5	270	14	15	66	78	65	331	3.6



2020-21 Record Breakdown

Record	Overall	ACC	ACCT	NCAA
SU overall	7-4	1-3		
SU at home	6-1	0-1		
SU on the road	1-3	1-2		
SU at neutral sites				
SU in overtime				
After a loss	2-1	0-1		
SU scores first	5-2	1-2		
Opponent scores first	2-2	0-1		
Halftime	Overall	ACC	ACCT	NCAA
SU led at the half	5-2	1-2		
SU trailed at the half	2-2	0-1		
Tied at the half				
Rebounding	Overall	ACC	ACCT	NCAA
SU outrebounded Opp.	7-0	1-0		
SU was outrebounded	0-4	0-3		
Rebounds were equal				
SU 36-or-more rebounds	7-0	1-0		
SU 35-or-less rebounds	0-4	0-3		
SU 21-or-more def. rebounds	7-3	1-3		
SU 20-or-less def. rebounds	0-1			
SU 11-or-more off. rebounds	5-1	0-1		
SU 10-or-less off. rebounds	2-3	1-2		
Field Goal Percentage	Overall	ACC	ACCT	NCAA
SU shot 50-60% FG	2-0	1-0		
SU shot 40-50% FG	3-3	0-2		
SU shot 30-40% FG	2-1	0-1		
SU shot 20-30% FG				
Opp. shot 50-60% FG				
Opp. shot 40-50% FG	3-2	0-1		
Opp. shot 30-40% FG	2-2	1-2		
Opp. shot 20-30% FG	2-0			
SU outshot Opp. FG%	3-2	1-2		
Opp. outshot SU FG%	4-2	0-1		
3-Point FG	Overall	ACC	ACCT	NCAA
SU 10-or-more 3-pointers	3-2	1-2		
SU 9-or-less 3-pointers	4-2	0-1		
SU made more 3-pointers	2-2	1-2		
Opp. made more 3-pointers	5-2	0-1		
3-pointers made were equal				
Free Throw Percentage	Overall	ACC	ACCT	NCAA
SU outshot Opp. FT%	6-2	1-2		
Opp. outshot SU FT%	1-2	0-1		
FT% was equal				
SU shot more FT	6-1			
Opp. shot more FT	1-3	1-3		
Free throws shot were equal				
Scoring	Overall	ACC	ACCT	NCAA
SU scored 100-109 pts.	2-0	1-0		
SU scored 90-99 pts.				
SU scored 80-89 pts.	2-0			
SU scored 70-79 pts.	2-2	0-2		
SU scored 60-69 pts.	1-2	0-1		
SU scored 50-59 pts.				
SU scored 40-49 pts.				
Opp. scored 90-99 pts.	1-1	0-1		
Opp. scored 80-89 pts.	1-1	0-1		
Opp. scored 70-79 pts.	0-1			
Opp. scored 60-69 pts.	2-1	1-1		
Opp. scored 50-59 pts.	2-0			
Opp. scored 40-49 pts.	1-0			
Opp. scored 30-39 pts.				

Turnovers	Overall	ACC	ACCT	NCAA
SU 10-or-less turnovers	3-1	0-1		
SU 11-20 turnovers	4-3	1-2		
SU 21-or-more turnovers				
Opp. 10-or-less turnovers	0-1	0-1		
Opp. 11-20 turnovers	5-3	1-2		
Opp. 21-or-more turnovers	2-0			

SU Players' Scoring	Overall	ACC	ACCT	NCAA
Five in double digits	2-0	1-0		
Four in double digits	2-1	0-1		
Three in double digits	3-2	0-1		
Two in double digits	0-1	0-1		
One in double digits				
Three with 20-or-more points	1-0			
Two with 20-or-more points	2-0			
One with 20-or-more points	4-3	1-2		
One with 30-or-more points				

By Month	Overall	ACC	ACCT	NCAA
November	1-0			
December	5-1	1-1		
January	1-3	0-3		
February				
March				

By Day	Overall	ACC	ACCT	NCAA
Monday				
Tuesday	0-2	0-1		
Wednesday	1-1	0-1		
Thursday	1-0			
Friday	1-0			
Saturday	4-1	1-1		
Sunday				

By Live Television	Overall	ACC	ACCT	NCAA
ESPN	1-0			
ESPN2	0-1			
ESPNU	1-0	1-0		
Regional Sports Network	2-0			
ACCN	3-3	0-3		
ACCN Extra				

By Conference	Overall
ACC (at Boston College, Pittsburgh, at North Carolina, at Pittsburgh)	1-3
BIG EAST (Georgetown)	1-0
Big Ten (at Rutgers)	0-1
Colonial Athletic (Northeastern)	1-0
Metro Atlantic Athletic Conference (Niagara, Rider)	2-0
Mid-America Conference (Buffalo)	1-0
Northeast Conference (Bryant)	1-0

Games Decided By . . .	Overall	ACC	ACCT	NCAA
1-5 points	2-2	0-2		
6-10 points	1-1			
11-15 points	1-0			
16 or more points	3-1	1-1		

By Uniform	Overall	ACC	ACCT	NCAA
White	6-1	0-1		
Orange	1-3	1-2		

By Starting Lineup	Overall	ACC	ACCT	NCAA
Girard III, Boeheim, Dolezaj, Griffin Guerrier	4-3	1-3		
Girard III, Richmond, Dolezaj, Griffin Guerrier	2-1			
Girard III, Boeheim, Sidibe, Dolezaj, Guerrier	1-0			



Team Highs and Lows

Syracuse Highs

Points	101	at Boston College
Points (overtime game)	107	Buffalo
Points – First Half	49	Rider
Points – Second Half	53	at Boston College
Points – Overtime	20	Buffalo
Field Goals Made	37	at Boston College
Field Goal Attempts	74	Bryant
Field Goal Attempts (overtime game)	75	Buffalo
Field Goal %	.587 (37-of-63)	at Boston College
3-Point FG Made	16	at Boston College
3-Point FG Attempts	38	Pittsburgh
3-Point FG %	.516 (16-of-31)	at Boston College
Free Throws Made	22	Northeastern
Free Throws Made (overtime game)	32	Buffalo
Free Throws Attempted	26	Northeastern
Free Throws Attempted (overtime game)	42	Buffalo
Free Throw %	.917 (11-of-12)	at Boston College
Offensive Rebounds	18	Bryant
Defensive Rebounds	38	Niagara
Rebounds	51	Niagara
Assists	24	Rider
Steals	12	Pittsburgh
	12	Bryant
Blocked Shots	9	at Pittsburgh
	9	at North Carolina
Blocked Shots (overtime game)	10	Buffalo
Turnovers	17	at Boston College
	17	Niagara
Fouls	22	at Pittsburgh

Opponent Highs

Points	96	at Pittsburgh
Points (overtime game)	96	Buffalo
Points – First Half	51	Bryant
Points – Second Half	64	at Pittsburgh
Points – Overtime	9	Buffalo
Field Goals Made	31	at Pittsburgh
	31	Bryant
Field Goals Made (overtime game)	39	Buffalo
Field Goal Attempts	73	at North Carolina
Field Goals Attempted (overtime game)	79	Buffalo
Field Goal %	.494 (39-79)	at Rutgers
3-Point FG Made	13	Bryant
3-Point FG Attempts	36	Niagara
3-Point FG %	.409 (9-of-22)	Buffalo
Free Throws Made	26	at Pittsburgh
Free Throws Attempted	32	at Pittsburgh
Free Throw %	.813 (26-of-32)	at Pittsburgh
Offensive Rebounds	24	at North Carolina
Defensive Rebounds	33	Bryant
Rebounds	49	Pittsburgh
Assists	20	at Pittsburgh
Assists (overtime game)	22	Buffalo
Steals	10	at Boston College
Blocked Shots	7	Bryant
Turnovers	21	Bryant
Fouls	22	Northeastern
Fouls (overtime game)	27	Buffalo

Syracuse Lows

Points	60	Pittsburgh
Points (overtime game)	107	Buffalo
Points – First Half	30	at Rutgers
Points – Second Half	28	Pittsburgh
Points – Overtime	20	Buffalo
Field Goals Made	19	Northeastern
Field Goal Attempts	51	Rider
Field Goal Attempts (overtime game)	75	Buffalo
Field Goal %	.302 (29-of-74)	Bryant
3-Point FG Made	2	Northeastern
3-Point FG Attempts	21	Georgetown
3-Point FG %	.111 (2-of-18)	Niagara
Free Throws Made	4	Pittsburgh
Free Throws Attempted	5	Pittsburgh
Free Throw %	.700 (14-of-20)	Bryant
Offensive Rebounds	5	Rider
Defensive Rebounds	19	at Rutgers
Rebounds	31	at North Carolina
Assists	8	Northeastern
Steals	2	at Pittsburgh
Blocked Shots	0	at Boston College
Turnovers	5	at Pittsburgh
Fouls	10	Niagara

Opponent Lows

Points	45	Niagara
Points (overtime game)	96	Buffalo
Points – First Half	18	Pittsburgh
Points – Second Half	17	Niagara
Points – Overtime	9	Buffalo
Field Goals Made	18	Northeastern
	18	Niagara
Field Goal Attempts	47	Northeastern
Field Goal %	.277 (18-of-65)	Niagara
3-Point FG Made	5	at North Carolina
3-Point FG Attempts	22	Buffalo
3-Point FG %	.167 (6-of-36)	Niagara
Free Throws Made	3	Niagara
Free Throws Attempted	6	Niagara
Free Throw %	.500 (3-of-6)	Niagara
Offensive Rebounds	6	Northeastern
Offensive Rebounds (overtime game)	15	at Buffalo
Defensive Rebounds	18	at Boston College
Rebounds	29	at Boston College
	29	Rider
Assists	13	Pittsburgh
	13	Northeastern
	13	Rider
Steals	3	Pittsburgh
Blocked Shots	0	Rider
	0	Pittsburgh
Turnovers	6	at Pittsburgh
Fouls	12	at Boston College

Syracuse Individual Highs

Games Played:

11 Dolezaj, Girard, Griffin, Guerrier, Richmond

Games Started:

11 Dolezaj, Girard, Guerrier

Points in a Half:

20 Griffin (2nd), at Pittsburgh

Game Points:

28 Griffin at Pittsburgh

Minutes Played (regulation game):

40 Dolezaj, Georgetown, Pittsburgh, Northeastern; Boeheim at Pittsburgh

Minutes Played (overtime game):

45 Guerrier, Buffalo

Game FG Attempted:

18 Griffin (2), at Rutgers, at Pittsburgh; Guerrier at North Carolina; Boeheim, Georgetown;

Game FG Attempted (overtime game):

24 Boeheim, Buffalo

Game FG Made:

10 Griffin at Pittsburgh

Game FG Percentage (min. 8 made)

.900 (9-10) - Guerrier, Niagara

Game FT Attempted:

9 Girard, Northeastern; Dolezaj, Bryant

Game FT Attempted (overtime game):

12 Guerrier, Buffalo

Game FT Made:

9 Girard, Northeastern

Game FT Made (overtime):

9 Guerrier, Buffalo

Game FT Percentage (min. 8 made):

1.000 (9-9) - Girard, Northeastern

Game 3 pt. FG Attempted:

12 Girard, Rider

Game 3 pt. FG Made:

6 Griffin at Boston College; Girard, Rider

Game 3 pt. FG Percentage (min. 3 made)

.500 (6-9) - Griffin at Boston College

Game Rebounds:

16 Guerrier, Northeastern

Game Assists:

10 Dolezaj, Bryant

Game Steals:

6 Girard, Northeastern

Blocked Shots:

5 Guerrier at North Carolina

Turnovers

6 Griffin at North Carolina, at Boston College

Game Fouls:

5 Guerrier at North Carolina

Led SU in Scoring:

Griffin (4), Guerrier (3), Boeheim (2), Girard (2), Boeheim (1)

Double-Figure Scoring Games:

Guerrier (10), Griffin (9), Dolezaj (7), Boeheim (6), Girard (4), Richmond (3), Braswell (1)

20-29-point Games:

Griffin (5), Boeheim (3), Guerrier (3), Dolezaj (1), Girard (1)

30-39-point Games:**Scored First:**

Guerrier (4), Dolezaj (2), Griffin (2), Boeheim (1), Girard (1), Richmond (1)

Led SU in Rebounding:Guerrier (6² shared), Griffin (5¹ shared), Dolezaj (1¹ shared), Newton (1)**Double-Figure Rebounding Games:**

Guerrier (6), Griffin (3), Dolezaj (1)

Double-Doubles:

Guerrier (6), Griffin (3), Dolezaj (1)

Led SU in Assists:Richmond (4¹ shared), Dolezaj (3¹ shared), Girard (3), Boeheim (2)**Double-Figure Assist Games:**

Dolezaj (1)

Largest Lead:

48, (98-50) at Boston College

Largest Margin of Victory:

38 (101-63) at Boston College

Largest Deficit:

20 (96-76), at Pittsburgh

Largest Margin of Defeat:

20 (96-76), at Pittsburgh

Deficit Overcome in a Win:

16 (59-43), Buffalo

Largest Lead in a Loss:

18 (30-12), Pittsburgh

Largest Halftime Lead:

20 (49-29), Rider

Largest Halftime Deficit:

11 (48-37), Buffalo



Game-by-Game Statistics

Opponent	Score	TOTAL		3-PTS		FT-FTA	Pct	REBOUNDS						
		FG-FGA	Pct	3FG-FGA	Pct			Off-Def	Tot	PF	A	TO	Blk	Stl
Syracuse	W, 85-84	29-74	.392	10-34	.294	17-24	.708	17-30	47	14	23	14	2	12
<i>Bryant</i>		31-71	.437	13-35	.371	9-12	.750	12-33	45	17	19	21	7	6
Syracuse	W, 75-45	27-60	.450	5-23	.217	16-21	.762	13-38	51	10	15	17	7	11
<i>Niagara</i>		18-65	.277	6-36	.167	3-6	.500	11-21	32	16	14	17	2	7
Syracuse	W, 87-52	28-51	.549	15-30	.500	16-20	.800	5-36	41	16	24	16	7	6
<i>Rider</i>		17-58	.293	7-27	.259	11-15	.733	8-21	29	20	13	15	0	8
Syracuse	L, 69-79	24-58	.414	7-26	.269	14-20	.700	7-19	26	16	16	12	1	10
<i>at Rutgers</i>		28-58	.483	9-24	.375	14-18	.778	13-29	42	17	19	17	2	6
Syracuse	W, 101-63	37-63	.587	16-31	.516	11-12	.917	8-32	40	14	23	17	0	9
<i>at Boston College</i>		23-65	.354	8-31	.258	9-14	.643	11-18	29	12	15	17	1	10
Syracuse	W, 62-56	19-60	.317	2-18	.111	22-26	.846	13-24	37	14	8	10	2	10
<i>Northeastern</i>		18-47	.383	9-28	.321	11-14	.786	6-30	36	22	13	21	2	7
Syracuse	W, 107-96 OT	36-75	.480	3-19	.158	32-42	.762	17-29	46	15	19	9	8	10
<i>Buffalo</i>		39-79	.494	9-22	.409	9-13	.692	15-28	43	27	22	17	1	5
Syracuse	ppd.													
<i>Notre Dame</i>														
Syracuse	ppd.													
<i>at Wake Forest</i>														
Syracuse	L, 60-63	22-60	.367	12-38	.316	4-5	.800	9-24	33	18	18	13	5	12
<i>Pittsburgh</i>		23-65	.354	7-28	.250	10-16	.625	20-29	49	12	13	16	0	3
Syracuse	ppd.													
<i>Florida State</i>														
Syracuse	W, 74-69	27-62	.435	9-21	.429	11-14	.786	12-26	38	12	17	9	3	7
<i>Georgetown</i>		24-55	.436	11-32	.344	10-13	.769	7-25	32	15	18	12	6	4
Syracuse	L, 75-81	28-60	.467	10-29	.345	9-12	.750	10-21	31	16	13	14	9	7
<i>at North Carolina</i>		29-73	.397	5-24	.208	18-23	.783	24-24	48	17	18	11	6	7
Syracuse	ppd.													
<i>Clemson</i>														
Syracuse	L, 76-96	27-68	.397	3-23	.130	19-22	.864	12-24	36	22	17	5	9	2
<i>at Pittsburgh</i>		31-67	.463	8-23	.348	26-32	.813	16-31	47	18	20	6	4	4
Syracuse														
<i>Miami</i>														
Syracuse														
<i>Virginia Tech</i>														
Syracuse														
<i>at Virginia</i>														
Syracuse														
<i>NC State</i>														
Syracuse														
<i>Louisville</i>														
Syracuse														
<i>at Clemson</i>														
Syracuse														
<i>at NC State</i>														
Syracuse														
<i>Pittsburgh</i>														
Syracuse														
<i>at Louisville</i>														
Syracuse														
<i>Boston College</i>														
Syracuse														
<i>at Duke</i>														
Syracuse														
<i>at Georgia Tech</i>														
Syracuse														
<i>at Louisville</i>														
Syracuse														
<i>North Carolina</i>														
SYRACUSE TOTALS		304-691	.440	92-292	.316	171-218	.784	123-303	426	166	193	136	54	95
OPPONENT TOTALS		281-702	.400	92-310	.297	130-176	.739	143-289	432	193	184	170	31	67



The Last Time That -- Individual

Syracuse Individual

Scored 40 or more points:	Andrew White III, Georgia Tech, 3/4/17
Scored 40 or more points (OT):	John Gillon, 43, at NC State, 2/1/17
Scored 30 or more points:	Joseph Girard III, NC State, 2/11/20
Scored 30 or more points (OT):	Tyus Battle, 37, at Florida State, 1/13/18
Made 15 FGs:	Lawrence Moten, 15 at Villanova, 2/14/95
Made 10 FGs:	Elijah Hughes, 11 at Boston College, 3/3/20
Made 10 FGs (OT):	Tyus Battle, 12 at Duke OT, 1/14/19
Made 9 3PT FGs:	Trevor Cooney, 9, Notre Dame, 1/30/12
Made 9 3PT FGs (OT):	John Gillon, 9, at NC State, 2/1/17
Made 8 3PT FGs:	Andrew White III, 8, Georgia Tech, 3/4/17
Made 7 3PT FGs:	Buddy Boeheim, 7, Notre Dame, 1/4/20
Made 17+ FTs:	Hakim Warrick, 18 vs. Rhode Island, 11/30/03
Made 15+ FTs:	Oshae Brissett, 16, Buffalo, 12/19/17
Made 15+ FTs (OT):	Jonny Flynn, 16 vs. Conn. (BET), 3/12/09
Made 10+ FTs:	Marek Dolezaj, 12 vs. Georgia Tech, 2/22/20
Made 10+ FTs (OT):	Tyus Battle, 10 at Florida State, 1/13/18
Had 30+ rebounds:	Frank Reddout, 34 vs. Temple, 2/9/52
Had 25+ rebounds:	Dave Bing, 25 vs Cornell, 2/8/66
Had 20+ rebounds:	Tyler Roberson, 20 at Duke, 1/18/16
Had 15+ rebounds:	Quincy Guerrier, 16, Northeastern, 12/16/20
Had 15+ rebounds (OT)	Paschal Chukwu, 18 at Duke (OT), 1/14/19
Had 12+ offensive rebounds:	Tyler Roberson, at Duke, 1/18/16
Had 10+ offensive rebounds:	Paschal Chukwu, at Virginia, 1/9/18
Had 15+ defensive rebounds:	Rick Jackson, Providence, 12/28/10
Had 10+ defensive rebounds:	Marek Dolezaj, 10, at Virginia Tech, 1/18/20
Had 15+ assists:	Michael Carter-Williams, 16, Monmouth, 12/8/12
Had 10+ assists:	Marek Dolezaj, 10, Bryant, 11/27/20
Had 10+ assists (OT):	Kaleb Joseph, 12/20/14 at Villanova
Had consecutive 10+ assist games:	John Gillon (11, Miami, 1/4/2017; 11, Pittsburgh, 1/7/2017)
Had 8+ blocks:	Paschal Chukwu, 8, Buffalo, 12/19/17
Had 5+ blocks	Quincy Guerrier, 5 at North Carolina, 1/12/21
Had 5+ blocks (OT):	Rakeem Christmas, 6, Duke, 2/1/14
Had 10 steals:	Todd Burgan vs. Colgate, 12/30/97
Had 8+ steals:	DeShaun Williams, 9 vs. B.C., 3/3/02
Had 6+ steals:	Tyus Battle, 6, St. Bonaventure, 12/29/18
Had 5+ steals:	Joseph Girard, 6, Northeastern, 12/16/20
Played 60+ minutes:	Jonny Flynn (67), Eric Devendorf, (61) vs. Connecticut (BET), 3/12/09
Played 50+ minutes:	Paul Harris (56), Andy Rautins (50) vs., Connecticut (BET), 3/12/09
Played 40+ minutes:	Quincy Guerrier (45), Buffalo (OT), 12/19/20
Played 40 minutes (40-minute game)	Buddy Boeheim, at Pittsburgh, 1/16/21
Three players had a double-double	Marek Dolezaj (20-10 assists), Alan Griffin (17-13 reb.), Quincy Guerrier 15-13 reb.), Bryant, 11/27/20
Three players had a double-double (pts-rebs):	Donte Greene (19-13), Arinze Onuaku (17-14), Kristof Ongenaet (10-11 at Seton Hall, 3/5/08)
Two players had a double-double:	Elijah Hughes (22 pts.-10 rebs.), Oshae Brissett (18 pts.-11 rebounds), at Notre Dame, 1/5/19
Two players had a double-double (OT):	Alan Griffin (24 pts.-10 rebs.), Quincy Guerrier (27 pts.-11 rebs.), Buffalo, 12/19/20

Had a double-double (pts-rebs):	Quincy Guerrier (18-12), at Pittsburgh, 1/16/21
Had a double-double (OT) (pts-rebs):	Alan Griffin (24 pts.-10 rebs.), Quincy Guerrier (27 pts.-11 rebs.), Buffalo, 12/19/20
Had a double-double (pts-assists):	Marek Dolezaj (20-10 assists), Bryant, 11/27/20
Had a double-double OT (pts-assists):	Kaleb Joseph (10-10) at Villanova, 12/20/14
Had a double-double (pts-blocks):	Fab Melo, (12-10) vs. Seton Hall, 12/28/11
Had a triple-double:	Allen Griffin, (14-11-10) vs. Pittsburgh, 2/27/01
Three players disqualified:	Wake Forest, 2/8/20; Marek Dolezaj, Quincy Guerrier, Bourama Sidibe
Two players had 30 points:	at Pittsburgh, 2/11/72; Greg Kohls (34), Mike Lee (32)
Four players had 20 points:	Massachusetts, 11/28/07: Eric Devendorf (23), Jonny Flynn (20), Donte Greene (20), Arinze Onuaku (20)
Four players had 20 points (OT):	vs. Connecticut (BET), 3/12/09: Jonny Flynn (34), Paul Harris (29), Eric Devendorf (22), Andy Rautins (20)
Three players had 20 points:	Massachusetts, 11/28/07: Eric Devendorf (23), Jonny Flynn (20), Donte Greene (20), Arinze Onuaku (20)
Three players had 20 points (OT):	Buffalo, 12/19/20: Buddy Boeheim (22), Alan Griffin (24), Quincy Guerrier (27)
Two players had 20 points:	Bryant, 11/27/20: Buddy Boeheim (21), Marek Dolezaj (20)
Two players had 20 points (OT):	at Georgetown, 12/16/17: Tyus Battle (29), Oshae Brissett (25)
Four players had 15 points:	Bryant, 11/27/20: Buddy Boeheim (21), Marek Dolezaj (20), Alan Griffin (17), Quincy Guerrier (15)
Four players had 15 points (OT):	Buffalo, 12/19/20: Quincy Guerrier (27), Alan Griffin (24), Buddy Boeheim (22), Marek Dolezaj (19)
Eight players had 10+ points	E. Michigan, 12/19/16; Tyus Battle (18), John Gillon (14), Andrew White (14), DaJuan Coleman (12), Tyler Lydon (12), Tyler Roberson (11), Frank Howard (10), Taurean Thompson (10)
Seven players had 10+ points	Monmouth, 12/8/12: Brandon Triche (18), M. Carter-Williams (15), Trevor Cooney (15), C.J. Fair (14), James Southerland (14), Rakeem Christmas (11), DaJuan Coleman (11)
Six players had 10+ points	S. Carolina State, 11/22/16: Andrew White III (15), John Gillon (14), Tyler Lydon (14), Tyler Roberson (13), Taurean Thompson (12), Frank Howard (10)
Five players had 10+ points:	at Boston College, 12/12/20: Alan Griffin (22), Buddy Boeheim (17), Joseph Girard III (17), Quincy Guerrier (14), Marek Dolezaj (10)
Five players had 15 points (OT):	Buffalo, 12/19/20: Quincy Guerrier (27), Alan Griffin (24), Buddy Boeheim (22), Marek Dolezaj (19), Kadary Richmond (13)
Three players had 10+ rebounds:	Monmouth, 12/8/12: DaJuan Coleman (14), C.J. Fair (10), Baye Moussa Keita (10)
Two players had 10+ rebounds:	Niagara, 12/3/20; Quincy Guerrier (13), Marek Dolezaj (10)
Two players had 10+ reb. (OT):	Buffalo, 12/19/20; Quincy Guerrier (11), Marek Dolezaj (10)
Led team in pts., rebs. and assists	Oshae Brissett, at Clemson, 3/9/2019; (15 pts., 7 rebs., 3 assists)



The Last Time That -- Team

Syracuse Team

Won in overtime:	107-96, Buffalo, 12/19/20
Lost in overtime:	60-57, St. Bonaventure, 12/22/17
Played two overtimes:	90-101, at Florida State, 1/13/18
Played three overtimes:	87-85, Connecticut, 2/18/84
Played six overtimes:	127-117, vs. Connecticut (BET), 3/12/09
Won by 30+ points	101-63, at Boston College, 12/12/20
Lost by 30+ points	93-60, St. John's, 12/21/16
Won by 40+ points	97-46, Bucknell, 11/23/19
Lost by 40+ points	59-122, vs. NYU, 12/15/61
Won by 60+ points	127-67, American, 12/2/64
Scored 100 points:	101, at Boston College, 12/12/20
Scored 100 points (overtime):	107, Buffalo, 12/19/20
Scored 100 points in consec. games:	104, Lafayette, 12/13/93; 108, MD-Eastern Shore, 12/18/93
Scored 90 points	97, at Georgia Tech, 12/7/19
Scored 90 points (overtime):	95, at Duke OT, 1/14/19
Scored 90 points in consec. games:	98, Albany, 11/15/11; 92, Colgate, 11/19/11
Scored less than 40 points:	34, Virginia, 11/6/19
Scored 50+ in the first half:	51, Bucknell, 11/23/19
Scored 50+ in the second half	50, Buffalo, 12/19/20
Scored 60+ in the first half	60, Maine, 12/5/09
Scored 60+ in the second half	63, Charlotte, 11/26/03
Scored less than 20 in a half:	19, at Virginia (2nd), 1/20/20
Gave up 100 points:	102, at Villanova, 2/7/09
Gave up 100 points (OT):	101, at Florida State, 1/13/18 (OT)
Gave up 100 points and won:	104, West Virginia, 2/11/67
Gave up 100 points and won (OT):	117, Connecticut, 3/12/09
Gave up 90 points:	96, at Pittsburgh, 1/16/21
Gave up 90 points (OT):	96, Buffalo, 12/19/20
Gave up 90 points and won:	92 Southern Illinois, 3/17/95
Gave up 90 points and won (OT):	96, Buffalo, 12/19/20
Came back from down 15+ to win	16, Buffalo (OT), 12/19/20
Came back from down 20+ to win	20, Rutgers, 1/24/05
Led by 15+ and lost	18, Pittsburgh, 1/6/20
Gave up less than 50 points:	45, Niagara, 12/3/20
Gave up less than 40 points:	34, E. Washington, 11/6/18
Gave up less than 20 in a half:	18, Pittsburgh, 1/6/21
Gave up more than 45 in a half:	64, at Pittsburgh, 1/16/21
Shot over 60% FG:	.620 (31-50), Florida State, 2/11/16
Shot under 32% FG:	.236 (13-55), Virginia, 11/6/19
Held opponent under 30% FG:	.277 (18-65), Niagara, 12/3/20
Made 45+ FG:	47 vs. E. Tennessee State, 12/15/07
Made 15+ 3PT:	16, at Boston College, 12/12/20
Made 15+ 3PT (overtime)	15, at NC State, 2/1/17
Made 12+ 3PT:	14 at Georgetown, 12/14/19
Made 12+ 3PT (overtime)	12 at Virginia, 1/11/20
Shot 60% 3PT (min. 10 makes)	.625 (15-24), Georgia Tech, 3/4/2017
Did not make a 3PT:	Holy Cross, 11/28/14
Attempted 50 FT:	51 vs. Connecticut (BET), 3/12/09
Attempted 40 FT:	41 vs. California (NCAA), 3/23/13
Attempted 40 FT (OT):	42, Buffalo, 12/19/20
Attempted less than 6 FT	5 at Notre Dame, 1/5/19
Made 40 FT:	40 vs. Connecticut (BET), 3/12/09
Made 35 FT:	40 vs. Connecticut (BET), 3/12/09
Made less than 5 FT:	4, Pittsburgh, 1/6/20
Had 60+ rebounds:	63, Monmouth, 12/8/12
Had 50+ rebounds:	51, Niagara, 12/3/20
Had 20+ rebound margin	+22, South Carolina State, 11/22/16
Had 30+ rebound margin	+30, Kennesaw State, 11/14/14

Committed 25 fouls:	25, Duke, 2/1/20
Had 30+ assists:	34, Eastern Michigan, 12/19/16
Committed less than 5 turnovers:	4, at Virginia Tech, 1/18/20
Committed less than 10 turnovers:5, at Pittsburgh, 1/16/21	
Committed 25+ turnovers:	26 vs. E. Tennessee State, 12/15/07
Forced 30-or-more turnovers:	32, Albany, 11/9/09
Had 20+ steals:	21, Albany, 11/9/09
Had 15+ blocked shots:	15, Oakland, 11/20/17
Won on last-second shot	Duke, 78-75, 2/22/17 (John Gillon 3-pt)



5 SYRACUSE 101, BOSTON COLLEGE 63

Dec. 12 | Chestnut Hill, Mass. | Conte Forum

Syracuse - 101 Record: 4-1 (1-0) Table with columns for Player Name, Min, FG, 3P, FT, Rebounds, Fouls, TP, AS, TO, ST, Blocks, +/-

Shooting By Period Table with columns for Period, FG%, 3PT%, FT%, GM FG%

Boston College - 63 Record: 1-5 (0-1) Table with columns for Player Name, Min, FG, 3P, FT, Rebounds, Fouls, TP, AS, TO, ST, Blocks, +/-

Shooting By Period Table with columns for Period, FG%, 3PT%, FT%, GM FG%

Summary statistics table comparing CUSE and BC teams across various categories like Points from Turnovers, Paint, Second Chance, Fast Breaks, Bench.

6 SYRACUSE 62, NORTHEASTERN 56

Dec. 16 | Syracuse, N.Y. | Carrier Dome

Northeastern - 56 Record: 1-2 Table with columns for Player Name, Min, FG, 3P, FT, Rebounds, Fouls, TP, AS, TO, ST, Blocks, +/-

Shooting By Period Table with columns for Period, FG%, 3PT%, FT%, GM FG%

Syracuse - 62 Record: 5-1 Table with columns for Player Name, Min, FG, 3P, FT, Rebounds, Fouls, TP, AS, TO, ST, Blocks, +/-

Shooting By Period Table with columns for Period, FG%, 3PT%, FT%, GM FG%

Summary statistics table comparing NOR and SYR teams across various categories like Points from Turnovers, Paint, Second Chance, Fast Breaks, Bench.

7 SYRACUSE 107, BUFFALO 96 OT

Dec. 19 | Syracuse, N.Y. | Carrier Dome

Buffalo - 96 Record: 3-3 Table with columns for Player Name, Min, FG, 3P, FT, Rebounds, Fouls, TP, AS, TO, ST, Blocks, +/-

Shooting By Period Table with columns for Period, FG%, 3PT%, FT%, GM FG%

Syracuse - 107 Record: 6-1 Table with columns for Player Name, Min, FG, 3P, FT, Rebounds, Fouls, TP, AS, TO, ST, Blocks, +/-

Shooting By Period Table with columns for Period, FG%, 3PT%, FT%, GM FG%

Summary statistics table comparing BUF and SYR teams across various categories like Points from Turnovers, Paint, Second Chance, Fast Breaks, Bench.

8 PITTSBURGH 63, SYRACUSE 60

Jan. 6 | Syracuse, N.Y. | Carrier Dome

Pittsburgh - 63 Record: 6-2 (2-1) Table with columns for Player Name, Min, FG, 3P, FT, Rebounds, Fouls, TP, AS, TO, ST, Blocks, +/-

Shooting By Period Table with columns for Period, FG%, 3PT%, FT%, GM FG%

Syracuse - 60 Record: 6-2 (1-1) Table with columns for Player Name, Min, FG, 3P, FT, Rebounds, Fouls, TP, AS, TO, ST, Blocks, +/-

Shooting By Period Table with columns for Period, FG%, 3PT%, FT%, GM FG%

Summary statistics table comparing PITT and SYR teams across various categories like Points from Turnovers, Paint, Second Chance, Fast Breaks, Bench.



9 SYRACUSE 74, GEORGETOWN 69 Jan. 9 | Syracuse, N.Y. | Carrier Dome

Georgetown - 69 Record: 3-8. Table with columns: NO. Name, Min, FG, 3P, FT, Rebounds, Fouls, TP, AS, TO, ST, Blocks, +/-

Shooting By Period. Table with columns: 1st FG%, 3PT%, FT%, 2nd FG%, 3PT%, GM FG%, 3PT%, FT%, Dead Ball Rebounds: 1, 0

Syracuse - 74 Record: 7-2. Table with columns: NO. Name, Min, FG, 3P, FT, Rebounds, Fouls, TP, AS, TO, ST, Blocks, +/-

Shooting By Period. Table with columns: 1st FG%, 3PT%, FT%, 2nd FG%, 3PT%, GM FG%, 3PT%, FT%, Dead Ball Rebounds: 1, 0

Summary statistics: Biggest lead, Best Scoring Run, Lead Changes, Times Tied, Time with Lead, Points from Turnovers, Paint, Second Chance, Fast Breaks, Bench

10 NORTH CAROLINA 81, SYRACUSE 75 Jan. 12 | Chapel Hill, N.C. | Dean E. Smith Center

Syracuse - 75 Record: 7-3 (1-2). Table with columns: NO. Name, Min, FG, 3P, FT, Rebounds, Fouls, TP, AS, TO, ST, Blocks, +/-

Shooting By Period. Table with columns: 1st FG%, 3PT%, FT%, 2nd FG%, 3PT%, GM FG%, 3PT%, FT%, Dead Ball Rebounds: 1, 1

North Carolina - 81 Record: 8-4 (3-2). Table with columns: NO. Name, Min, FG, 3P, FT, Rebounds, Fouls, TP, AS, TO, ST, Blocks, +/-

Shooting By Period. Table with columns: 1st FG%, 3PT%, FT%, 2nd FG%, 3PT%, GM FG%, 3PT%, FT%, Dead Ball Rebounds: 3, 0

Summary statistics: Biggest lead, Best Scoring Run, Lead Changes, Times Tied, Time with Lead, Points from Turnovers, Paint, Second Chance, Fast Breaks, Bench

11 PITTSBURGH 96, SYRACUSE 76 Jan. 16 | Pittsburgh, Pa. | Petersen Events Center

Syracuse - 76 Record: 7-4 (1-3). Table with columns: NO. Name, Min, FG, 3P, FT, Rebounds, Fouls, TP, AS, TO, ST, Blocks, +/-

Shooting By Period. Table with columns: 1st FG%, 3PT%, FT%, 2nd FG%, 3PT%, GM FG%, 3PT%, FT%, Dead Ball Rebounds: 1, 0

Pittsburgh - 96 Record: 7-2 (3-1). Table with columns: NO. Name, Min, FG, 3P, FT, Rebounds, Fouls, TP, AS, TO, ST, Blocks, +/-

Shooting By Period. Table with columns: 1st FG%, 3PT%, FT%, 2nd FG%, 3PT%, GM FG%, 3PT%, FT%, Dead Ball Rebounds: 2, 0

Summary statistics: Biggest lead, Best Scoring Run, Lead Changes, Times Tied, Time with Lead, Points from Turnovers, Paint, Second Chance, Fast Breaks, Bench





2020-21 Syracuse Men's Basketball Combined Team Statistics All games

Game Records

Record	Overall	Home	Away	Neutral
ALL GAMES	7-4	6-1	1-3	0-0
CONFERENCE	1-3	0-1	1-2	0-0
NON-CONFERENCE	6-1	6-0	0-1	0-0

Score by Periods

Team	1st	2nd	OT	TOT
Syracuse	434	417	20	871
Opponents	371	404	9	784

Team Box Score

No.	Player	Total					3-Point		F-Throw		Rebounds				Other							
		GP-GS	MIN	AVG	FG-FGA	FG%	3FG-FGA	3FG%	FT-FTA	FT%	OFF	DEF	TOT	AVG	PF	DQ	A	TO	BLK	STL	PTS	AVG
0	GRIFFIN, Alan	11-10	361:21	32.9	66-144	.458	28-76	.368	24-28	.857	24	56	80	7.3	23	0	29	35	13	12	184	16.7
1	GUERRIER, Quincy	11-11	359:09	32.7	66-118	.559	11-32	.344	39-53	.736	33	75	108	9.8	32	1	11	7	14	7	182	16.5
35	BOEHEIM, Buddy	8-8	285:27	35.7	46-123	.374	16-60	.267	13-15	.867	5	14	19	2.4	13	0	28	10	0	14	121	15.1
21	DOLEZAJ, Marek	11-11	392:17	35.7	45-79	.570	0-2	.000	38-46	.826	20	39	59	5.4	29	0	40	24	11	14	128	11.6
11	GIRARD III, Joseph	11-11	334:31	30.4	35-110	.318	24-71	.338	18-21	.857	3	32	35	3.2	17	0	45	28	1	18	112	10.2
3	RICHMOND, Kadary	11-3	240:07	21.8	22-53	.415	2-13	.154	23-32	.719	6	33	39	3.5	19	0	36	15	8	21	69	6.3
4	NEWTON, Woody	8-0	77:36	9.7	12-24	.500	6-15	.400	5-8	.625	2	18	20	2.5	7	0	1	4	3	3	35	4.4
20	BRASWELL, Robert	9-0	93:59	10.4	9-33	.273	5-23	.217	4-4	1.000	2	14	16	1.8	12	0	1	4	2	5	27	3.0
34	SIDIBE, Bourama	1-1	04:23	4.4	0-0	.000	0-0	.000	2-4	.500	1	0	1	1.0	0	0	0	0	0	0	2	2.0
5	ANSELEM, Frank	4-0	24:55	6.2	1-1	1.000	0-0	.000	4-5	.800	2	3	5	1.3	4	0	0	3	1	1	6	1.5
14	EDWARDS, Jesse	6-0	21:02	3.5	1-3	.333	0-0	.000	1-2	.500	0	2	2	0.3	5	0	0	1	1	0	3	0.5
2	AJAK, John Bol	5-0	30:13	6.0	1-3	.333	0-0	.000	0-0	.000	2	1	3	0.6	5	0	2	1	0	0	2	0.4
Team											23	16	39					4				
Total		11	2225		304-691	.440	92-292	.315	171-218	.784	123	303	426	38.7	166	1	193	136	54	95	871	79.2
Opponents		11	2225		281-703	.400	92-310	.297	130-176	.739	143	289	432	39.3	193	5	184	170	31	67	784	71.3

Team Statistics

	SYR	OPP
Scoring	871	784
Points per game	79.2	71.3
Scoring margin	+7.9	-
Field goals-att	304-691	281-703
Field goal pct	.440	.400
3 point fg-att	92-292	92-310
3-point FG pct	.315	.297
3-pt FG made per game	8.4	8.4
Free throws-att	171-218	130-176
Free throw pct	.784	.739
F-Throws made per game	15.5	11.8
Rebounds	426	432
Rebounds per game	38.7	39.3
Rebounding margin	-0.5	-
Assists	193	184
Assists per game	17.5	16.7
Turnovers	136	170
Turnovers per game	12.4	15.5
Turnover margin	+3.1	-
Assist/turnover ratio	1.4	1.1
Steals	95	67
Steals per game	8.6	6.1
Blocks	54	31
Blocks per game	4.9	2.8
Winning streak	0	-
Home win streak	1	-
Attendance	0	500
Home games-Avg/Game	7-0	4-125
Neutral site-Avg/Game	-	0-0

Team Results

Date	Opponent		Score	Att.
11/27/2020	Bryant	W	85-84	0
12/03/2020	Niagara	W	75-45	0
12/05/2020	Rider	W	87-52	0
12/08/2020	at Rutgers	L	69-79	0
12/12/2020	at Boston College	W	101-63	0
12/16/2020	Northeastern	W	62-56	0
12/19/2020	Buffalo	Wot	107-96	0
01/06/2021	Pittsburgh	L	60-63	0
01/09/2021	Georgetown	W	74-69	0
01/12/2021	at North Carolina	L	75-81	0
01/16/2021	at Pittsburgh	L	76-96	500



2020-21 Syracuse Men's Basketball Combined Team Statistics In Conference games

Game Records

Record	Overall	Home	Away	Neutral
ALL GAMES	1-3	0-1	1-2	0-0
CONFERENCE	1-3	0-1	1-2	0-0
NON-CONFERENCE	0-0	0-0	0-0	0-0

Score by Periods

Team	1st	2nd	OT	TOT
Syracuse	157	155	0	312
Opponents	120	183	0	303

Team Box Score

No.	Player				Total		3-Point		F-Throw		Rebounds											
		GP-GS	MIN	AVG	FG-FGA	FG%	3FG-FGA	3FG%	FT-FTA	FT%	OFF	DEF	TOT	AVG	PF	DQ	A	TO	BLK	STL	PTS	AVG
0	GRIFFIN, Alan	4-4	129:49	32.5	30-59	.508	14-30	.467	7-8	.875	10	22	32	8.0	8	0	10	18	7	5	81	20.3
1	GUERRIER, Quincy	4-4	121:49	30.5	23-46	.500	3-14	.214	9-11	.818	10	24	34	8.5	12	1	6	3	10	2	58	14.5
35	BOEHEIM, Buddy	4-4	135:02	33.8	21-52	.404	9-35	.257	4-4	1.000	2	6	8	2.0	8	0	16	3	0	8	55	13.8
21	DOLEZAJ, Marek	4-4	141:50	35.5	11-19	.579	0-0	.000	17-19	.895	4	11	15	3.8	11	0	15	6	3	3	39	9.8
11	GIRARD III, Joseph	4-4	107:14	26.8	11-30	.367	9-22	.409	2-2	1.000	1	12	13	3.3	8	0	15	10	0	4	33	8.3
3	RICHMOND, Kadary	4-0	72:40	18.2	8-18	.444	1-5	.200	1-3	.333	2	8	10	2.5	8	0	9	4	0	7	18	4.5
20	BRASWELL, Robert	4-0	48:12	12.0	5-15	.333	4-11	.364	2-2	1.000	1	8	9	2.3	5	0	0	1	1	1	16	4.0
4	NEWTON, Woody	3-0	19:10	6.4	4-8	.500	1-4	.250	0-0	.000	0	4	4	1.3	2	0	0	0	1	0	9	3.0
14	EDWARDS, Jesse	3-0	12:16	4.1	1-3	.333	0-0	.000	1-2	.500	0	0	0	0.0	4	0	0	1	1	0	3	1.0
2	AJAK, John Bol	1-0	03:11	3.2	0-1	.000	0-0	.000	0-0	.000	1	0	1	1.0	2	0	0	0	0	0	0	0.0
5	ANSELEM, Frank	1-0	08:47	8.8	0-0	.000	0-0	.000	0-0	.000	1	2	3	3.0	1	0	0	2	0	0	0	0.0
Team											7	4	11				1					
Total		4	800		114-251	.454	41-121	.339	43-51	.843	39	101	140	35.0	69	1	71	49	23	30	312	78.0
Opponents		4	800		106-270	.393	28-106	.264	63-85	.741	71	102	173	43.3	59	0	66	50	11	24	303	75.8

Team Statistics

	SYR	OPP
Scoring	312	303
Points per game	78.0	75.8
Scoring margin	+2.3	-
Field goals-att	114-251	106-270
Field goal pct	.454	.393
3 point fg-att	41-121	28-106
3-point FG pct	.339	.264
3-pt FG made per game	10.3	7.0
Free throws-att	43-51	63-85
Free throw pct	.843	.741
F-Throws made per game	10.8	15.8
Rebounds	140	173
Rebounds per game	35.0	43.3
Rebounding margin	-8.3	-
Assists	71	66
Assists per game	17.8	16.5
Turnovers	49	50
Turnovers per game	12.3	12.5
Turnover margin	+0.3	-
Assist/turnover ratio	1.4	1.3
Steals	30	24
Steals per game	7.5	6.0
Blocks	23	11
Blocks per game	5.8	2.8
Winning streak	0	-
Home win streak	0	-
Attendance	0	500
Home games-Avg/Game	1-0	3-167
Neutral site-Avg/Game	-	0-0

Team Results

Date	Opponent		Score	Att.
12/12/2020	at Boston College	W	101-63	0
01/06/2021	Pittsburgh	L	60-63	0
01/12/2021	at North Carolina	L	75-81	0
01/16/2021	at Pittsburgh	L	76-96	500