

# MIAMI HURRICANES

## GAME INFO

**Date:** Sunday, Feb. 14, 2021  
**Time:** 2 p.m. EST  
**Location:** Tallahassee, Fla.  
**Arena:** Donald L. Tucker Civic Center  
**Live Stats:** miami.statbroadcast.com  
**Television:** ACC Network  
**Radio:** WVUM 90.5  
**Series:** 47-16, FSU  
**at Miami:** 8-18  
**at FSU:** 4-21  
**Neutral:** 4-8  
**Last Meeting:** 68-53, UM (2/7/21)

#17

## THE MATCHUP

### Miami (8-8, 5-8 ACC)

**Head Coach:** Katie Meier (Duke '89, '90)  
**Record at UM:** 300-195  
**Career Record:** 376-240  
**Record vs. FSU:** 19-5



-VS-

### Florida State (7-5, 6-5 ACC)

**Interim Head Coach:** Brooke Wyckoff (FSU '01)  
**Record at FSU:** 7-5  
**Career Record:** Same  
**Record vs. UM:** 0-1



## QUICK HITS

### GO TO WORK, DES

Redshirt junior Destiny Harden recorded her third double-double of the season on Thursday, tallying 20 points and 12 rebounds. She knocked down 9-of-14 shots and accounted for four of Miami's 11 offensive rebounds. With her double-double on Thursday, Harden became one of 11 players in the ACC to record three double-doubles this season.

### LONG-TIME RIVALS

There is no opponent Miami has faced more in program history than Florida State. Sunday's contest will be the 64rd meeting between the two schools, with the first ever meeting dating back to the 1975-75 season. Since the Canes joined the ACC (2004-05), Miami and Florida State have met at least twice each season (16 seasons).

### PLAY 4 KAY

During the month of Feb., the Canes play for all those who are fighting and have been affected by breast cancer. The cause is particularly meaningful to head coach Katie Meier, who not only coached against Coach Yow, but also played for her in the Jones Cup in 1990. Director of Ops Lonnette Hall also has a personal connection as her mother is a 13-year breast cancer survivor.

### TONIGHT WE BOUNCE BACK

Coming off a loss Virginia Tech, Miami is looking to bounce back on Sunday against Florida State. The Canes have been relatively strong in games following a loss this season, posting a 5-2 record, with the only losses coming No. 1 Louisville and Georgia Tech.

## BY THE NUMBERS

2

Miami is looking for the season sweep of Florida State, facing the Noles for the second time in a week.

4

Destiny Harden tallied her fourth double-digit rebounding effort of the season on Thursday.

6

The Canes have suited up six different starting lineups this season.

50

Last time Miami faced Florida State, the Canes shot a season-best 50 percent from the field.

65

When scoring 65 or more points, Miami holds an 8-1 record with the only loss coming to No. 1 Louisville.

## SCHEDULE (H: 6-4, A: 2-4, N: 0-0)

DATE OPPONENT TV TIME/RESULT

### November

25 JACKSONVILLE ACCNX W, 74-58  
 28 NORTH FLORIDA ACCNX W, 81-39

### December

3 FAU ACCNX W, 73-61  
 10 #20/18 SYRACUSE\* ACCN L, 69-58  
 14 NORTH CAROLINA\* ACCN W, 67-63  
 20 at #4/3 NC State ACCNX L, 78-47  
 31 NOTRE DAME\* ACCN L, 71-60

### January

3 CLEMSON\* ACCN W, 80-71  
 7 at Wake Forest\* ACCN L, 63-60  
 10 at North Carolina\* RSN W, 69-59  
 17 at #24/21 Syracuse\* RSN L, 99-64  
 21 at Pittsburgh\* ACCN W, 72-68  
 26 at #1 Louisville\* ACCN L, 79-76  
 28 GEORGIA TECH\* ACCN L, 70-56

### February

7 FLORIDA STATE\* ESPNU W, 68-53  
 11 VIRGINIA TECH\* ACCN L, 75-55  
 14 at Florida State\* ACCN 2 p.m.  
 16 at Georgia Tech\* ACCN 12 p.m.  
 18 BOSTON COLLEGE\* ACCNX 8 p.m.  
 25 WAKE FOREST\* ACCNX 7 p.m.  
 28 at Clemson\* RSN 2 p.m.

BOLD CAPS - home game

\* - ACC game

All times Eastern and subject to change

## ATHLETIC COMMUNICATIONS

**WBB Contact:** Megan Barnes  
**Email:** meganbarnes@miami.edu  
**Office Phone:** 305-284-6797  
**Cell Phone:** 630-651-8801

## PROBABLE STARTERS (FROM LAST GAME)

### Miami Hurricanes

No.	Player	Pos.	Yr.	Ht.	Hometown	PPG	RPG	APG	FG%	3FG%	FT%
3	Destiny Harden	F	R-Jr.	6-1	Chicago, Ill.	8.3	5.1	1.3	.434	.333	.587
4	Endia Banks	G	Sr.	5-9	Duluth, Ga.	10.2	4.1	3.6	.453	.300	.536
20	Kelsey Marshall	G	Sr.	5-9	Davie, Fla.	14.5	3.1	1.6	.362	.289	.775
25	Karla Erjavec	G	Jr.	5-10	Zagreb, Croatia	3.0	0.9	1.7	.295	.280	.000
35	Naomi Mbandu	F	Jr.	6-2	Tarbes, France	8.4	4.8	1.7	.471	.308	.811

### Florida State Seminoles

No.	Player	Pos.	Yr.	Ht.	Hometown	PPG	RPG	APG	FG%	3FG%	FT%
0	Bianca Jackson	G	R-Jr.	5-11	Montgomery, Ala.	13.6	3.3	3.3	.352	.333	.848
2	Sammie Puisis	G	So.	6-1	Mason, Ohio	7.8	5.5	0.8	.337	.303	.571
10	Kourtney Weber	G	Jr.	5-10	New Orleans, La.	13.4	3.5	1.6	.485	.457	.868
24	Morgan Jones	G	Jr.	6-2	Jonesboro, Ga.	14.8	6.2	1.3	.485	.500	.721
32	Valencia Myers	F	Jr.	6-3	Solon, Ohio	8.3	5.7	0.8	.551	.000	.684

## HEAD-TO-HEAD

Miami		FSU
66.3	Points/Game	67.3
38.6	Field-Goal %	41.7
28.2	3-Point %	32.8
66.3	Free-Throw %	76.7
37.9	Rebounds/Game	37.0
12.6	Assists/Game	11.0
1.6	Blocks/Game	4.4
7.6	Steals/Game	7.5
67.3	Scoring Defense	66.3
41.6	FG% Defense	39.7
29.7	3FG% Defense	31.0
-2.6	Rebound Margin	-0.1
0.9	AST-TO Ratio	0.7

## QUICK FACTS

### UNIVERSITY INFORMATION

Location	Coral Gables, Fla.
Enrollment	17,809
Founded	1925
Nickname	Hurricanes
Colors	Orange, Green and White
President	Dr. Julio Frenk
Director of Athletics	Blake James
Faculty Athletics Representative	Dr. Marvin Dawkins
Conference	Atlantic Coast Conference
Arena / Capacity	Watsco Center / 7,972
Ticket Office Phone	1-800-GO-CANES
Press Row Phone	305-284-2111
Website	MiamiHurricanes.com
Mailing Address	5821 San Amaro Drive, Coral Gables, FL 33146

### COACHING STAFF

Head Coach	Katie Meier (Duke, '89 [B.A.], '90 [M.A.])
Record at Miami	300-195 (16th season)
Career Record	376-240 (20th season)
Assistant Coach	Octavia Blue (Miami '98)
Assistant Coach	Fitzroy Anthony (Palm Beach Atlantic '08)
Interim Assistant Coach / Video Coordinator	Noelle Cobb (La Verne '16)
Director of Ops / Coord. of Recruiting	Lounette Hall (CSU-Northridge '94)
Director of Ops / Special Projects	Margie Gill (Florida '03)
Assistant Director of Ops	Morgan Stroman (Miami '13)
Coordinator / Player Development	Shenise Johnson (Miami '12)

## PROGRAM INFORMATION

### PROGRAM HISTORY

First Year of Basketball	1972-73
All-Time Record	806-568 (.589)
All-Time ACC Record	126-131 (.494)
NCAA Tournament Apps.	14 (last, 2019)
Last NCAA Opponent	Arizona St., 2019 (L, 57-55, 2nd Round)
WNIT Appearances	Six (last, 2014)
Last WNIT Opponent	Setson, 2014 (L, 70-63, First Round)

### TEAM INFORMATION

2019-20 Overall Record	15-15 (12-6 H, 2-8 A, 1-1 N)
ACC Record / Finish	7-11 / T-11th
Letter Winners Returning / Lost	10 / 3
Starters Returning / Lost	4 / 1
Newcomers	4

RETURNING STARTERS	POS	PPG	RPG	APG
Mykea Gray	G	12.6	2.1	2.2
Kelsey Marshall	G	7.8	2.3	1.8
Endia Banks	G	7.1	3.8	3.2
Brianna Jackson	F	4.9	4.5	0.3

KEY LOSSES (5.0+ PPG)	POS	PPG	RPG	APG
Beatrice Mompremier	F	16.8	9.8	0.6

RETURNING NUMBERS	AVG	PCT
Points	53.9	.840
Rebounds (includes team rebounds)	31.8	.838
Assists	12.3	.961
Blocks	3.0	.788
Steals	7.9	.908
Starts	136 of 150	.907

## 10 STRAIGHT POSTSEASONS

Miami has made 10 straight postseason appearances under Katie Meier.

\*Note: the 2019-20 postseason was cancelled due to the novel coronavirus.

- 2009-10: WNIT Finals (22-14, 4-10 ACC)
- 2010-11: NCAA Tournament Second Round (28-5, 12-2 ACC)
- 2011-12: NCAA Tournament Second Round (26-6, 14-2 ACC)
- 2012-13: NCAA Tournament First Round (21-11, 11-7 ACC)
- 2013-14: WNIT First Round (16-15, 8-8 ACC)
- 2014-15: NCAA Tournament Second Round (20-13, 8-8 ACC)
- 2015-16: NCAA Tournament First Round (24-9, 10-6 ACC)
- 2016-17: NCAA Tournament Second Round (24-9, 10-6 ACC)
- 2017-18: NCAA Tournament First Round (21-11, 10-6 ACC)
- 2018-19: NCAA Tournament Second Round (25-9, 12-4 ACC)

### the matchup

Following a trio of home games, the Canes are back on the road, this time to take on the Florida State Seminoles at 2 p.m. in Tallahassee, Fla. The game will air on ACC Network with Jenn Hildreth and Kelly Gramlich on the call. Fans can also listen to the game on WVUM 90.5.

The Seminoles hold the 47-16 series lead over the Canes and a 28-10 mark since Miami joined in the ACC ahead of the 2004-05 season. The Canes are 4-21 when playing the Seminoles in Tallahassee, Fla.

Miami is looking for the series sweep after besting the Seminoles, 68-53, just a week ago in Coral Gables. The Canes have beaten the Seminoles twice in the same season three times before in program history, most recently during the 2011-12 season.

### last time out

Despite an efficient second half of basketball, could not complete the comeback against Virginia Tech, falling 75-55, Thursday night at the Watsco Center. The Canes shot 47 percent in the third quarter to cut the lead to nine, but ultimately the Hokies pulled away for the double-digit win.

Redshirt junior Destiny Harden tallied her third career double-double in the contest, totaling 20 points and 12 rebounds. Seniors Kelsey Marshall and Endia Banks joined Harden in double-figures, tallying 15 and 11 points, respectively.

### scouting the noles

Florida State currently sits in fifth in the ACC standings, with a 6-5 record in conference play this season (7-5 overall). The Seminoles are coming off a 67-52 victory over Syracuse on Thursday, their second win in three games.

Three Seminoles are averaging double-figures this season, paced by Morgan Jones at 14.8 points per game. Jones also leads Florida State on the boards, hauling in 6.2 rebounds per contest this season.

### backcourt duo

The combination of seniors Kelsey Marshall and Endia Banks leads to a dynamic backcourt for the Hurricanes. Marshall (14.5) and Banks (10.2) rank first and second on the team in scoring, respectively, but have very different games. Marshall is a 3-point specialist, while Banks prefers pull-up jumpers and paint points.

Together, Banks and Marshall account for 37.2 percent of Miami's scoring this season and 50 percent of its points from beyond the arc.

## HURRICANE LEADERS

### Led Team in Points

	Season	Career
Mykea Gray	8	25
Kelsey Marshall	2	18
Endia Banks	2	9
Destiny Harden	3	5
Naomi Mbandu	2	2
Moulayna Johnson Sidi Baba	1	1
Nyayongah Gony	1	1
Brianna Jackson	1	1
Taylor Mason	1	1

### Led Team in Rebounds

	Season	Career
Destiny Harden	4	12
Brianna Jackson	6	9
Taylor Mason	6	7
Jamir Huston	1	3
Endia Banks	1	4
Naomi Mbandu	2	2
Moulayna Johnson Sidi Baba	3	3
Mykea Gray	2	2
Kelsey Marshall	1	1

### Double-Figure Scoring Games

	Season	Career
Mykea Gray	13	61
Kelsey Marshall	9	60
Endia Banks	7	28
Taylor Mason	5	12
Destiny Harden	2	9
Brianna Jackson	2	7
Naomi Mbandu	5	5
Sydnee Roby	1	3
Moulayna Johnson Sidi Baba	1	2

Jamir Huston	1	2
Nyayongah Gony	1	1

### Consecutive Games in Double Figures

	Season	Career
Mykea Gray	5	9
Kelsey Marshall	4	5
Endia Banks	4	4
Naomi Mbandu	4	4
Taylor Mason	3	3
Destiny Harden	2	2
Brianna Jackson	2	2

### 20-Point Games

	Season	Career
Mykea Gray	3	14
Kelsey Marshall	2	8
Destiny Harden	2	2
Endia Banks	1	2

### Double-Figure Rebounding Games

	Season	Career
Destiny Harden	4	4
Jamir Huston	1	2
Taylor Mason	1	1
Brianna Jackson	1	1
Endia Banks	1	1

### Double-Doubles

	Season	Career
Destiny Harden	3	3
Taylor Mason	1	1
Brianna Jackson	1	1
Endia Banks	1	1



#### 4 games, 8 days

• Miami is in the midst of an eight-day stretch filled with basketball as the Canes will play four separate teams in the eight-day span. The Canes were originally only slated to play Feb. 11 and Feb. 14, but schedule changes due to the pandemic moved games around so Miami will now also face Georgia Tech on Feb. 16 and Boston College on Feb. 18.

• The four-game stretch is an opportunity for the Canes to increase their NET ranking as all four opponents Miami is set to face sit above the Canes in NET. Three of the four opponents rank among the top 50 teams in the country (GT – 25, VT – 33, WF – 43).

#### sunshine state rivals

• Miami has faced a team from the state of Florida 402 times in program history, including four times earlier this season (4-0 record this year)

• The Canes are 244-159 all-time against in-state opponents and have an opportunity to add another tally

#### birthday canes

• February is a special month for the Miami women's basketball team as five Hurricanes celebrate their birthdays:

Feb. 6 – Sydnee Roby  
Feb. 8 – Moulayna Sidi Baba  
Feb. 9 – Endia Banks  
Feb. 16 – Jamir Huston  
Feb. 26 – Kelsey Marshall

#### in acc play

• Since joining the ACC ahead of the 2004-05 season, Miami holds a 124-132 overall record against conference teams.

• When playing on the road, the Canes are 51-78 against ACC opponents.

#### february love

• Miami has been successful in the month of February in program history, posting a 203-166 overall record.

• The Canes sit at 56-60 in the month of February in ACC games. Miami has recorded a perfect February just once in program history, going 8-0 during the 1991-92 season.

#### dishing dimes

• The Canes continue to share the ball on the court, recording double-digit assists for the 15th time this season. Junior Karla Erjavec paced the Canes in dimes against Virginia Tech, dishing a season-high five in the game.

• Senior Endia Banks leads all Canes in assists per game at 3.6 this year, good for eighth among active ACC players (excluding Duke and Virginia).

#### the road to 300

• Head coach Katie Meier celebrated her 300th win as the leader of the Canes against FSU, becoming one of three active coaches to reach 300 wins at the helm of an ACC team (Jeff Walz and Quentin Hillsman).

• In 16 years at Miami, Meier boasts a 300-195 record and has led the Canes to 11 postseason appearances and nine 20-win seasons. She was named the 2011 AP National Coach of the Year and has coached five All-Americans.

#### on the road again

• Miami holds a 218-272 all-time record in away games and is 52-78 in ACC road contests.

• The Canes are playing back-to-back road games for just the second time this season, the other instance coming during a five-game road stand in January.

#### bleed orange and green

• There are currently three Canes greats on the Miami women's basketball staff: Octavia Blue (associate head coach), Morgan Stroman (asst. director of ops.) and Shenise Johnson (coordinator, player development).

• All three staff members played professional basketball either in the WNBA or overseas and two of the three (Blue and Johnson) were All-Americans.

#### canes in the pros

• The Canes currently have nine alumni playing professional basketball overseas. Laura Cornelius, Serena Geldof, Emese Hof and Laura Quevedo are all playing in Spain, while Jessica Thomas (Latvia), Adrienne Motley (Greece), Keyona Hayes (Hungary), Riquana Williams (Turkey) and Beatrice Mompremier (Hungary) are all across Europe.

## THE POLLS

### Associated Press

Rk.	Team (No. 1 votes)	Rec.	Pts.
1	South Carolina (29)	15-1	748
2	Connecticut	13-1	703
3	Louisville	18-1	667
4	NC State (1)	12-2	642
5	Stanford	17-2	634
6	Texas A&M	18-1	631
7	Baylor	14-2	561
8	UCLA	11-3	532
9	Maryland	13-2	506
10	Arizona	11-2	503
11	Oregon	12-3	419
T-12	Michigan	10-1	393
T-12	Ohio St.	12-2	393
14	South Florida	10-1	339
15	Indiana	11-4	267
16	Tennessee	12-3	239
17	Gonzaga	16-2	232
18	Arkansas	14-7	230
19	West Virginia	15-2	229
20	Kentucky	13-5	207
21	Northwestern	11-3	197
22	DePaul	10-4	155
23	South Dakota State	15-2	98
24	Georgia	14-4	89
25	Missouri State	11-2	56

**Others receiving votes:** Mississippi St. 45, Syracuse 9, Oklahoma St. 8, Georgia Tech 8, Stephen F Austin 6, Rice 2, Iowa St. 1, Virginia Tech 1

### USA Today Coaches Poll

Rk.	Team (No. 1 votes)	Rec.	Pts.
1	Connecticut (17)	14-1	778
2	Louisville (11)	18-1	769
3	South Carolina (2)	15-2	735
4	Stanford	17-2	681
5	Texas A&M (2)	18-1	672
6	NC State	12-2	659
7	UCLA	11-3	571
8	Arizona	12-2	569
9	Baylor	14-2	566
10	Maryland	13-2	522
11	Ohio St.	12-2	457
12	Michigan	10-1	427
13	Oregon	12-4	377
14	Indiana	11-4	320
15	South Florida	10-1	306
16	Gonzaga	16-2	302
17	Arkansas	14-7	287
18	Kentucky	13-5	286
19	Tennessee	12-3	237
20	Northwestern	11-3	200
21	West Virginia	15-2	155
22	DePaul	10-4	153
23	Missouri St.	11-2	98
24	Mississippi State	8-5	86
25	Georgia	14-4	66

**Others receiving votes:** South Dakota State 44; Florida Gulf Coast 22; Michigan St 13; Texas 10; Oklahoma State 7; Dayton 7; Syracuse 5; Southern California 5; Georgia Tech 5; Rice 2; Iowa 1

\*updated 2/9/21

#### acc standings

Team	ACC Rec.	ACC Pct.	Overall Rec.	Overall Pct.	Win Streak
1. Louisville	12-1	.923	19-1	.950	W3
2. NC State	8-2	.800	13-2	.867	W1
3. Georgia Tech	9-4	.692	11-5	.688	L2
4. Syracuse	8-5	.615	11-5	.688	L1
5. Florida State	6-5	.545	7-5	.583	W1
6. Notre Dame	6-6	.500	8-8	.500	L3
7. Wake Forest	7-7	.500	10-8	.556	W2
8. Virginia Tech	6-7	.462	11-7	.611	W4
9. <b>Miami</b>	<b>5-8</b>	<b>.385</b>	<b>8-8</b>	<b>.500</b>	<b>L1</b>
10. Clemson	5-8	.385	10-8	.556	L2
11. North Carolina	4-8	.333	9-8	.529	W1
12. Pittsburgh	2-7	.222	4-8	.333	L4
13. Boston College	1-8	.111	5-8	.385	L4
14. Duke	0-1	.000	3-1	.750	L1
15. Virginia	0-2	.000	0-5	.000	L5

## NCAA STATS

Team		
Category (Value)	NCAA	ACC
Assist Turnover Ratio (0.89)	119	9
Assists (201)	153	9
Assists Per Game (12.6)	187	12
Blocked Shots (26)	287	13
Blocked Shots Per Game (1.6)	313	15
Fewest Fouls (255)	147	7
Fewest Turnovers (225)	121	8
Field-Goal Percentage (38.6)	234	14
Field-Goal Percentage Defense (41.6)	227	12
Free Throw Attempts (285)	117	6
Free Throws Made (189)	154	7
Free-Throw Percentage (66.3)	240	13
Personal Fouls Per Game (15.9)	97	6
Rebound Margin (-2.6)	236	14
Rebounds (607)	143	9
Rebounds Per Game (37.94)	149	10
Scoring Defense (67.2)	206	9
Scoring Margin (-1)	184	12
Scoring Offense (66.2)	152	14
Steals (121)	158	6
Steals Per Game (7.6)	175	5
3-Point FG Defense (29.7)	115	3
3-Point Field Goals Attempted (372)	67	4
3-Point Field Goals Made (105)	108	6
3-Point Field Goals Per Game (6.6)	113	8
3-Point Field-Goal Percentage (28.2)	249	15
Turnover Margin (2.31)	74	3
Turnovers Forced (16.38)	155	6
Turnovers Per Game (14.1)	64	6
Won-Lost Percentage (50)	168	11

### Individual (Top-75 Nationally)

Category (Value)	NCAA	ACC
------------------	------	-----

#### 3-Point FG Attempted

Kelsey Marshall (142)	6	2
-----------------------	---	---

#### 3-Point FG Made

Kelsey Marshall (41)	38	6
----------------------	----	---

#### 3-Point FG Per Game

Kelsey Marshall (2.56)	51	7
------------------------	----	---

\*updated 2/13/21

## croatian sensation

• Karla Erjavec may have had to sit out for the beginning of the 2020-21 season, but that doesn't mean that the ball stopped dribbling. Erjavec represented her home country of Croatia at the 2021 FIBA Women's EuroBasket Qualifiers in November.

• The guard earned a pair of starts in the competition and tallied four assists and three steals in Croatia's 80-62 victory over North Macedonia. The final round of the qualifiers will take place Feb. 4-6, 2021.

## family tradition

• **Siblings:** Three Hurricanes have siblings who play(ed) college basketball. Kelsey Marshall's brother, Khyle, was a three-year starter at Butler and made the 2011 NCAA title game. Taylor Mason's brother, Nate, was a First Team All-Big Ten pick at Minnesota in 2016-17. Nyayongah Gony's sister, Nyagoo, is a junior on the Purdue women's basketball team.

• **Parents:** Three other Miami players have relatives who play(ed) basketball. Both Karla Erjavec's mother and father played professional basketball in Croatia. Brianna Jackson's father played semi-pro basketball, while Sydnee Roby's mother played collegiate ball at Grambling State and Howard University. Roby's mom, Essie Washington, also played professional basketball for the Virginia Wave of the WABA.

• **Cousins:** Sydnee Roby's cousin, Ericka Haney, started on Notre Dame's 2001 national championship team.

## VS. 2020-21 OPPONENTS

OPPONENT	REC.	STRK	LAST MEETING
Boston College	28-18	L1	L, 75-64 (2/23/20)
Clemson	13-8	L1	L, 71-56 (3/4/20)
Duke	4-15	L1	L, 74-55 (2/9/20)
FAU	17-0	W17	W, 76-61 (11/23/12)
Florida State	15-47	L2	L, 79-61 (1/26/20)
Georgia Tech	17-15	W1	W, 54-49 (1/30/20)
Jacksonville	1-1	W1	W, 65-36 (12/6/14)
Louisville	2-5	L1	L, 87-41 (1/9/20)
North Carolina	10-14	L1	L, 78-58 (1/16/20)
NC State	11-12	L2	L, 50-48 (2/20/20)
North Florida	5-0	W5	W, 78-55 (11/13/19)
Notre Dame	5-20	L1	L, 76-53 (1/19/20)
Pittsburgh	23-9	W6	W, 73-54 (3/1/20)
Stetson	19-4	L1	L, 70-63 (3/20/14)
Syracuse	21-10	W1	W, 77-62 (1/12/20)
Virginia	10-10	L1	L, 69-64 (2/13/20)
Virginia Tech	21-8	L2	L, 69-45 (2/2/20)
Wake Forest	14-9	W4	W, 79-63 (2/27/20)

\*All information is as of the start of the 2020-21 season

## #21SQUAD

• The 2021 signing class features a group of immense talent in Jasmyne Roberts, Lashae Dwyer, Ja'Leah Williams and Chisomaga Okafor. The quartet is made up of a pair of Florida natives (Roberts and Williams), a top-80 recruit (Dwyer) and an international standout (Okafor).

• Roberts is the reigning Florida Times-Union All-First Coast Player of the Year, while Dwyer was named a BioSteel All Canadian Basketball Games nominee in 2020.

• Williams helped her team to its first state championship since 1992 and Okafor represented Spain at the 2019 FIBA U16 Women's European Championship in Skopje, Macedonia.

## GAME-BY-GAME BREAKDOWN

Date	Opponent	Site	Time	TV	Jersey	Tip-off	Attend.	Result
N25	Jacksonville	Coral Gables, Fla.	1 p.m.	ACCNX	White	JU	-	W, 74-58
N28	North Florida	Coral Gables, Fla.	3 p.m.	ACCNX	White	UNF	-	W, 81-39
D3	FAU	Coral Gables, Fla.	7:30 p.m.	ACCNX	White	UM	-	W, 73-61
D10	Syracuse*	Coral Gables, Fla.	8 p.m.	ACCN	White	SU	-	L, 69-58
D13	Duke*	Coral Gables, Fla.	3 p.m.	RSN	PPD	PPD	PPD	PPD
D14	North Carolina*	Coral Gables, Fla.	2 p.m.	ACCN	White	UM	-	W, 67-63
D17	at Georgia Tech*	Atlanta, Fla.	7 p.m.	ACCNX	PPD	PPD	PPD	PPD
D20	at Louisville*	Louisville, Ky.	1 p.m.	RSN	PPD	PPD	PPD	PPD
D20	at NC State*	Raleigh, N.C.	12 p.m.	ACCNX	Orange	NCST	25	L, 78-47
D31	Notre Dame*	Coral Gables, Fla.	1 p.m.	ACCN	White	ND	-	L, 71-60
J3	Clemson*	Coral Gables, Fla.	12 p.m.	ACCN	White	CU	-	W, 80-71
J7	at Wake Forest*	Winston-Salem, N.C.	6 p.m.	ACCN	Black	WF	-	L, 63-60
J10	North Carolina*	Coral Gables, Fla.	1 p.m.	RSN	Black	UNC	-	W, 69-59
J17	at Syracuse*	Syracuse, N.Y.	12 p.m.	RSN	Black	SU	-	L, 99-64
J21	at Pittsburgh*	Pittsburgh, Pa.	6 p.m.	ACCN	Orange	UP	-	W, 72-68
J26	at Louisville*	Louisville, Ky.	4 p.m.	ACCN	Black	UL	2,653	L, 79-76
J28	Georgia Tech*	Coral Gables, Fla.	6 p.m.	ACCN	White	GT	-	L, 70-56
F7	Florida State*	Coral Gables, Fla.	1 p.m.	ESPNU	White	FSU	-	W, 68-53
F11	Virginia Tech*	Coral Gables, Fla.	6 p.m.	ACCN	White	VT	-	L, 75-55
F14	at Florida State*	Tallahassee, Fla.	2 p.m.	ACCN				
F16	at Georgia Tech*	Atlanta, Ga.	12 p.m.	ACCN				
F18	Boston College*	Coral Gables, Fla.	8 p.m.	ACCNX				
F25	Wake Forest*	Coral Gables, Fla.	7 p.m.	ACCNX				
F28	at Clemson*	Clemson, S.C.	2 p.m.	RSN				
M3-7	ACC Tournament	Greensboro, N.C.						





# MIAMI HURRICANES ROSTER

numerical

NO.	NAME	POS.	HT.	CL.	HOMETOWN / HIGH SCHOOL / LAST SCHOOL
0	Kenza Salgues	G	5-9	So.	Montpellier, France / INSEP
1	Moulayna Johnson Sidi Baba	G/F	6-0	So.	Stockholm, Sweden / Solna Gymnasium
3	Destiny Harden	F	6-0	R-Jr.	Chicago, Ill. // West Virginia
4	Endia Banks	G	5-9	Sr.	Duluth, Ga. / Duluth
5	Mykea Gray	G	5-4	Sr.	Upper Marlboro, Md. / N'tl Christian Academy
13	Taylor Mason	G	5-9	Sr.	Decatur, Ga. / Norcross
14	Nyayongah Gony	F/G	6-4	Fr.	Lincoln, Neb. / Lincoln High
15	Jamir Huston	F	6-0	Jr.	Cleveland, Ohio / John Hay
20	Kelsey Marshall	G	5-9	Sr.	Davie, Fla. / Miami Country Day School
21	Brianna Jackson	F	6-3	So.	Virginia Beach, Va. / Princess Anne
23	Paula Fraile Ruiz	F	6-4	Fr.	Barcelona, Spain / Institut Joaquim Blume
25	Karla Erjavec	G	5-10	Jr.	Zagreb, Croatia // Wyoming
35	Naomi Mbandu	F	6-2	Jr.	Tarbes, Frances // Gulf Coast State College
44	Sydnee Roby	C	6-3	So.	Milwaukee, Wis. / Rufus King

alphabetical

NO.	NAME	POS.	HT.	CL.	HOMETOWN / HIGH SCHOOL / LAST SCHOOL
4	Endia Banks	G	5-9	Sr.	Duluth, Ga. / Duluth
25	Karla Erjavec	G	5-10	Jr.	Zagreb, Croatia // Wyoming
23	Paula Fraile Ruiz	F	6-4	Fr.	Barcelona, Spain / Institut Joaquim Blume
14	Nyayongah Gony	F/G	6-4	Fr.	Lincoln, Neb. / Lincoln High
5	Mykea Gray	G	5-4	Sr.	Upper Marlboro, Md. / N'tl Christian Academy
3	Destiny Harden	F	6-0	R-Jr.	Chicago, Ill. // West Virginia
15	Jamir Huston	F	6-0	Jr.	Cleveland, Ohio / John Hay
21	Brianna Jackson	F	6-3	So.	Virginia Beach, Va. / Princess Anne
1	Moulayna Johnson Sidi Baba	G/F	6-0	So.	Stockholm, Sweden / Solna Gymnasium
20	Kelsey Marshall	G	5-9	Sr.	Davie, Fla. / Miami Country Day School
13	Taylor Mason	G	5-9	Sr.	Decatur, Ga. / Norcross
35	Naomi Mbandu	F	6-2	Jr.	Tarbes, Frances // Gulf Coast State College
44	Sydnee Roby	C	6-3	So.	Milwaukee, Wis. / Rufus King
0	Kenza Salgues	G	5-9	So.	Montpellier, France / INSEP

basketball staff

**Head Coach:** Katie Meier (Duke '89 [B.A.] & '90 [M.A.], 16th season)  
**Associate Head Coach:** Octavia Blue (Miami '98, ninth season)  
**Assistant Head Coach:** Fitzroy Anthony (Palm Beach Atlantic '08, sixth season)  
**Interim Assistant Coach / Video Coordinator:** Noelle Cobb (La Verne '17, second season)  
**Director of Operations / Recruiting:** Lonnelle Hall (CSU-Northridge '94, 14th season)  
**Director of Operations / Special Projects:** Margie Gill (Florida '03, seventh season)  
**Assistant Director of Operations:** Morgan Stroman (Miami '13, second season)  
**Coordinator / Player Development:** Shenise Johnson (Miami '12, first season)  
**Strength and Conditioning Coach:** Brandon Kuhn (Angelo State '07, first season)  
**Athletic Trainer:** Abbey Misenheimer (North Carolina '16, first season)

pronunciation guide

NAME	FIRST	LAST	HOMETOWN
Endia Banks	IN-dee-uh		
Karla Erjavec	CAR-luh	AIR-yeh-vets	Zagreb
Paula Fraile Ruiz	PAWL-uh	FRY-lay Roo-eez	
Nyayongah Gony	nye-YUN-guh	GO-nee	
Mykea Gray	My-KEY-uh		
Jamir Huston	Juh-Meer	Hue-ston	
Brianna Jackson	Bree-AHN-uh		
Moulayna Johnson Sidi Baba	Moo-LAY-nah	See-dee Bah-bah	
Naomi Mbandu	nye-OH-mee	em-bahn-DOO	Tarbes
Katie Meier		MY-urr	
Sydnee Roby		ROW-bee	
Kenza Salgues		SAHL-guh	Montpellier

CLASS BREAKDOWN

Freshmen	2
Paula Fraile Ruiz	
Nyayongah Gony	
Sophomores	4
Brianna Jackson	
Sydnee Roby	
Kenza Salgues	
Moulayna Johnson Sidi Baba	
Juniors	4
Karla Erjavec	
Destiny Harden	
Jamir Huston	
Naomi Mbandu	
Seniors	4
Endia Banks	
Mykea Gray	
Kelsey Marshall	
Taylor Mason	
GEOGRAPHIC BREAKDOWN	
Croatia	1
Karla Erjavec	
Florida	1
Kelsey Marshall	
France	1
Naomi Mbandu	
Kenza Salgues	
Georgia	1
Endia Banks	
Taylor Mason	
Maryland	1
Mykea Gray	
Illinois	1
Destiny Harden	
Nebraska	1
Nyayongah Gony	
Ohio	1
Jamir Huston	
Spain	1
Paula Fraile Ruiz	
Sweden	1
Moulayna Johnson Sidi Baba	
Virginia	1
Brianna Jackson	
Wisconsin	1
Sydnee Roby	



## RECORD WHEN

last time it happened

At home.....	6-4
On the road.....	2-4
Neutral site.....	0-0
Scoring 90-plus points.....	0-0
Scoring 80-plus points.....	2-0
Scoring 70-plus points.....	5-1
Scoring 60-plus points.....	8-4
Scoring under 60 points.....	0-4
Allowing under 60 points.....	4-0
Allowing under 50 points.....	1-0
Allowing under 40 points.....	1-0
Leading at halftime.....	5-1
Trailing at halftime.....	2-7
Tied at halftime.....	1-0
Outrebounding opponent.....	5-0
Outrebounded by opponent.....	3-8
Rebounds tied.....	0-0
Higher field goal percentage.....	5-1
Lower field goal percentage.....	3-7
Field goal percentage tied.....	0-0
Fewer turnovers.....	5-6
More turnovers.....	3-2
Turnovers tied.....	0-0
40-plus field goal percentage.....	4-2
Under 40 field goal percentage.....	4-6
30-plus 3-point field goal percentage.....	4-2
Under 30 3-point field goal percentage.....	4-6
90-plus free throw percentage.....	0-0
80-plus free throw percentage.....	3-1
70-plus free throw percentage.....	5-3
Under 70 free throw percentage.....	3-5
20-plus 3-point attempts.....	7-5
Under 20 3-point attempts.....	1-3
More free throw attempts.....	7-4
Fewer free throw attempts.....	1-2
Free throw attempts tied.....	0-2
More made free throws.....	7-4
Fewer made free throws.....	1-4
Made free throws tied.....	0-0
40-plus free throw attempts.....	1-0
30-plus free throw attempts.....	1-0
20-plus free throw attempts.....	3-1
Under 20 free throw attempts.....	5-7
20-plus turnovers forced.....	2-1
15-plus turnovers forced.....	6-4
10-plus turnovers forced.....	6-6
Under 10 turnovers forced.....	0-1
15-plus turnovers.....	5-2
Under 15 turnovers.....	3-6
20-plus assists.....	0-0
15-plus assists.....	5-0
Under 15 assists.....	3-8
More 3-pointers made.....	6-0
Fewer 3-pointers made.....	2-7
3-pointers made tied.....	0-1
One possession games.....	0-2
Final margin 10 or more points.....	5-6
Final margin fewer than 10 points.....	3-2
Final margin fewer than 5 points.....	2-2
Overtime game.....	0-0
With a 30-point scorer.....	0-0
With a 20-point scorer.....	5-1
With a 10-plus rebounder.....	4-2
Versus ranked opponents.....	0-4
Wearing white jerseys.....	6-4
Wearing orange jerseys.....	1-1
Wearing green jerseys.....	0-0
Wearing black jerseys.....	1-3
Wearing pink jerseys.....	0-0
On Sundays.....	3-2
On Mondays.....	1-0
On Tuesdays.....	0-1
On Wednesdays.....	1-0
On Thursdays.....	2-5
On Fridays.....	0-0
On Saturdays.....	1-0
Day games.....	6-3
Night games.....	2-5

### MIAMI INDIVIDUAL

Scored 20-29 points.....	Destiny Harden (20) vs. Virginia Tech (2/11/21)
Scored 30-39 points.....	Beatrice Mompremier (31) at [19/20] DePaul (11/23/19)
Scored 40+ points.....	Renee Taylor (42) at Houston (12/19/05)
Consecutive 20-point games.....	Kelsey Marshall (22 vs. Clemson, 21 at Florida State) (1/23-1/26)
Made 10-14 field goals.....	Beatrice Mompremier (12) at [19/20] DePaul (11/23/19)
Made 15+ field goals.....	Tamara James (17) vs. Fairfield (12/28/04)
Made six 3-point field goals.....	Kelsey Marshall (6) at Wake Forest (2/27/20)
Made seven-plus 3-point field goals.....	Kelsey Marshall (7) at Virginia (2/13/20)
Made 10-14 free throws.....	Emese Hof (11) at [13/14] Syracuse (1/23/19)
Made 15+ free throws.....	Desma Thomas (16) vs. Georgetown (2/25/97)
Had 15-19 rebounds.....	Beatrice Mompremier (18) at [19/20] DePaul (11/23/19)
Had 20+ rebounds.....	Beatrice Mompremier (22) vs. [22/20] Arizona State (3/24/19)
Had 10+ assists.....	Laura Cornelius (10) at [13/14] Syracuse (1/23/19)
Had 5-9 steals.....	Kelsey Marshall (5) vs. vs. FAU (12/3/20)
Had 5+ blocks.....	Brianna Jackson (5) at [14/14] Florida State (1/26/20)
Had a double-double.....	Destiny Harden (20 pts, 12 reb) vs. Virginia Tech (2/11/21)
20 points and 20 rebounds.....	Beatrice Mompremier (24 pts, 21 reb) vs. [11/11] Marquette (11/15/18)

### MIAMI TEAM

Scored 80-89 points.....	80 vs. Clemson (1/3/21)
Scored 90-99 points.....	90 vs. Vanderbilt (12/20/18)
Scored 100+ points.....	103 vs. Florida A&M (12/28/18)
Scored 100+ points in a conference game.....	100 vs. North Carolina (1/26/17)
Had 50-59 rebounds.....	51 vs. Jacksonville (11/25/20)
Made 30-34 field goals.....	33 vs. Clemson (1/3/21)
Made 35-39 field goals.....	36 vs. Florida A&M (12/28/18)
Made 40+ field goals.....	41 vs. UL-Monroe (12/16/11)
Made 10-14 3-point field goals.....	10, at Pittsburgh (1/21/21)
Made 15+ 3-point field goals.....	16 vs. Alabama (12/21/18)
Made 20-29 free throws.....	28, vs. FAU (12/3/20)
Made 30 free throws.....	34 vs. Boston College (1/27/19)
Dished 20-25 assists.....	24 vs. Vanderbilt (12/20/18)
Dished 25-29 assists.....	26 vs. Alabama (12/21/18)
Dished 30+ assists.....	30 vs. Prairie View A&M (11/17/11)
Recorded 15-19 steals.....	16 vs. Syracuse (1/12/19)
Recorded 20+ steals.....	22 vs. North Carolina (2/8/12)
Posted 10+ blocks.....	10 vs. NC A&T (11/22/19)
Four players with 10+ points.....	Mbandu (16), Mason (15), Banks (12), Marshall (12) vs. FSU (2/7/21)
Five players with 10+ points.....	Hof (22), Mompremier (17), Marshall (17), Cornelius (11), Huston (10) vs. FAMU (12/28/18)
Two players with 20+ points.....	Endia Banks (23), Beatrice Mompremier (20) vs. IUPUI (11/17/19)
Two players with double-figure rebounds.....	Emese Hof (12), Beatrice Mompremier (10) vs. FGCU (3/22/19)
Two players with double-doubles.....	Mompremier (21 pts, 10 reb), Hof (10 pts, 12 reb) vs. FGCU (3/22/19)
Won by 30-39 points.....	30 vs. Virginia Tech (2/25/18)
Won by 40-49 points.....	42 vs. North Florida (11/28/20)
Won by 50+ points.....	51 at FIU (11/6/18)
Won in overtime.....	54-49 (OT) vs. Georgia Tech (1/30/20)
Lost in overtime.....	72-67 (OT) vs. Florida State (3/6/14)
Defeated a ranked opponent.....	79-73 at [2/2] Louisville (2/17/19)
Lost to a ranked opponent.....	79-75 at [1/1] Louisville (1/26/21)
Defeated a top 6-10 opponent.....	56-54 vs. [8/12] Florida State (3/3/17)
Lost to a top 6-10 opponent.....	50-48 vs. [10/10] NC State (2/20/20)
Defeated a top-5 opponent.....	79-73 at [2/2] Louisville (2/17/19)
Lost to a top-5 opponent.....	79-76 at [1/1] Louisville (1/26/21)

### MIAMI OPPONENT

Scored 80-89 points.....	87 vs. [7/7] Louisville (1/9/20)
Scored 90-99 points.....	99 at [24/21] Syracuse (1/17/21)
Scored 100+ points.....	105 vs. [13/12] Florida State (1/11/18)
Won by 30-39 points.....	35 at [24/21] Syracuse (1/17/21)
Won by 40-49 points.....	46 vs. [7/7] Louisville (1/9/20)
Won by 50+ points.....	58 vs. [1/1] Maryland (1/10/07)
Individual scored 30-39 points.....	Paris Kea (31) vs. North Carolina (2/4/18)
Individual scored 40+ points.....	Monique Currie (43) vs. Duke (2/19/06)
Individual had 15-19 rebounds.....	Janelle Bailey (15) at North Carolina (1/10/21)
Individual had 20+ rebounds.....	Crystal Langhorne (22) vs. Maryland (2/17/05)
Individual had 10+ assists.....	Tiana Mangakahia (10) at Syracuse (1/17/21)
Individual had 5+ steals.....	Taylor Koenen (5) at North Carolina (1/16/20)
Individual had 5+ blocks.....	Brianna Turner (5) vs. Notre Dame (2/7/19)



# HEAD COACH KATIE MEIER

16TH SEASON | DUKE, 1989 (B.A.) | DUKE, 1990 (M.A.)

Career Record: 376-240 | UM Record: 300-195 | ACC Record: 123-122

## MEIER'S CAREER

Assistant Coach	
1993-94	UNC Asheville
1994-99	Tulane
Associate Head Coach	
1999-2001	Tulane
Head Coach	
2001-05	Charlotte
2005-pres.	Miami

## EDUCATION

Wheaton Central High School, 1985  
 Duke University, 1989  
 B.A. English (Literature)  
 Duke University, 1990  
 M.A. English (Teaching English)

## NCAA APPEARANCES

2003 - Charlotte - First Round  
 2011 - Miami - Second Round  
 2012 - Miami - Second Round  
 2013 - Miami - First Round  
 2015 - Miami - Second Round  
 2016 - Miami - First Round  
 2017 - Miami - Second Round  
 2018 - Miami - First Round

## WNIT APPEARANCES

2004 - Charlotte - Second Round  
 2005 - Charlotte - First Round  
 2006 - Miami - Second Round  
 2010 - Miami - Finals  
 2014 - Miami - First Round

## PLAYING CAREER

Wheaton Central High School, 1981-85  
 Duke University, 1985-90  
 BBC Mini-Flat Waregem (Belgium), 1990-93

## MISCELLANEOUS

ACC Rookie of the Year, 1986  
 GTE Academic All-American, 1988  
 First Team All-ACC, 1990  
 Kodak/WBCA District All-American, 1990  
 Duke Hall of Honor Inductee, 2002  
 ACC 50th Anniversary Team, 2002  
 C-USA Coach of the Year, 2003  
 WBCA Regional Coach of the Year, 2003  
 ACC Legend, 2006  
 Wheaton Central HS HOF Inductee, 2009  
 ACC Coach of the Year, 2011  
 WBCA Region 2 Coach of the Year, 2011  
 AP National Coach of the Year, 2011  
 USA Basketball Coach of the Year, 2013  
 UM Sports HOF Inductee, 2017

Katie Meier completed her 15th season at the helm of the Hurricanes' women's basketball program in 2019-20. A well-known and respected figure in women's basketball with 19 years of head coaching experience, Meier has worked tirelessly to put her mark on Miami's program and to build a winning tradition.

In her 15 seasons leading the Canes, Meier has amassed nine 20-win seasons and coached the team to 11 postseason appearances, including 10 straight from 2009-2019. Meier is the all-time winningest head coach of Miami women's basketball by percentage (.617) and the Canes have not finished below .500 since 2009.

Through the 2019-20 campaign, Meier boasts a career record of 368-232 and holds a 292-187 mark during her time heading up the Miami program.

## Honors and Accolades

Meier has been recognized for her coaching success numerous times throughout her career. From being named a co-recipient of the 2013 USA Basketball National Coach of the Year award following a 9-0 record and gold medal at the 2013 FIBA U19 World Championship, to being inducted into the University of Miami Sports Hall of Fame in 2017, Meier's name has become synonymous with elite basketball.

One of the most prestigious honors bestowed on Meier came at the conclusion of the 2010-11 season when she was named the Associated Press National Coach of the Year - sharing the award with Connecticut's Geno Auriemma and Stanford's Tara VanDerveer. That season, Meier led the Hurricanes into the NCAA tournament for the first time since 2004 and coached the Canes to their first NCAA Tournament win since 1993.

The Canes entered the 2010-11 season with high internal expectations, but were picked eighth in the Preseason ACC Poll. Miami exceeded all outside expectations posting a perfect 20-0 record inside BankUnited Center and finished conference play with a 12-2 record, earning their first regular season conference title since joining the league in 2004. As a result, Meier was named the ACC Coach of the Year and later would be selected as the WBCA/RUSSELL ATHLETIC Region 2 Coach of the Year, as voted on by her peers.

During the 2011-12 season, Meier coached the Canes to their highest ranking in program history at No. 5. Miami went undefeated at home for the second consecutive season, pushing the home win streak to 40 games.

Five coaches who have been assistants for Meier during her head coaching career have gone on to earn Division I head coaching positions: Lynn Bria (Stetson), Amanda Butler (Florida and Clemson), Darrick Gibbs (North Florida), Carolyn Kieger (Marquette) and Stephanie McCormick (Western Carolina).

## All About the Players

Meier has developed Miami into a program committed to its players and said players have flourished over the last 15 years.

Five All-Americans have emerged under Meier's tutelage: Tamara James (2006), Shenise Johnson (2011, 2012), Riquana Williams (2011, 2012), Adrienne Motley (2016) and Beatrice Mompremier (2019, 2020).

All five of those players were drafted into the WNBA following their time at Miami, most recently being Mompremier who was selected 20th overall by the Los Angeles Sparks in the 2020 WNBA Draft. In total, Meier has coached 24 players that have gone on to play professionally, whether that is in the WNBA or overseas.

Under Meier's direction, 12 players have earned All-ACC Team postseason accolades, including Shenise Johnson who earned ACC Player of the Year (2011). Five Canes have been tabbed to the ACC All-Defensive Team, while four rookies have made an appearance on the ACC All-Freshman Team. Emese Hof ('18), earned the first ACC Most Improved Player for Miami in program history.

Meier's players have also excelled in the classroom as 12 players have earned a spot on the ACC All-Academic team, with four players earning multi-year bids. Additionally, Miami has placed someone on the ACC Honor Roll in 15 of Meier's 15 seasons.

## A New Era

Hired April 19, 2005, Meier was appointed by then-Miami AD Paul Dee in front of national and local media, fans, alumni and support staff, signifying the beginning of a new era.

Following an unprecedented career as one of the greatest athletes to ever play in the Atlantic Coast Conference, Meier quickly established herself in the coaching ranks. Following an impressive four-year tenure as the head coach at Charlotte where she helped bring the 49er program into national prominence, Meier made it clear that her goal was to make Miami one of the premier women's basketball programs in the country.

## Creating a Winning Program

In her first season, Meier wasted little time in making the first steps towards those goals. The Hurricanes posted an impressive overall record of 17-13 and earned a berth into the second round of the 2006 WNIT. Standout Tamara James produced one of the greatest seasons ever seen by a UM player, becoming Miami's all-time leading scorer.

James was selected with the eighth overall pick in the 2006 WNBA Draft by the Washington Mystics.

Over the next two years, the Hurricanes continued to develop under Meier's direction. Miami's Renee Taylor emerged as the ACC's leading scorer in 2006-07, while Maurita Reid finished the 2007-08 campaign with 110 steals (second in the ACC and fifth in the NCAA).





With the No. 21-ranked incoming recruiting class, Meier and the Hurricanes saw significant improvement during the 2008-09 season. The freshman class was highlighted by McDonald's All-American Shenise Johnson of Henrietta, N.Y., and Riquana Williams from nearby Pahokee, Fla. Under Meier's guidance, Johnson was named the ACC Rookie of the Week on three occasions and was named to the ACC All-Freshmen team as well as ACC Honorable Mention. The versatile guard/forward also led the U19 USA team to a gold medal finish in the 2009 World Championships in Bangkok, Thailand.

The 2009-10 season was one of the most successful in program history. Under Meier's vision, the Hurricanes advanced to the WNIT Championship game. Miami posted a 22-14 overall record - the first 20-win campaign since the 2002-03 season and just the eighth all-time in history. In her sophomore season, Johnson was named first team All-ACC, while a healthy Riquana Williams garnered second-team honors. The tandem led Miami to a 5-1 WNIT record - the deepest postseason run in team history, with both earning all-tournament honors along the way.

Following the success of the 2009-10 campaign, Meier signed a contract extension through 2015 and the Hurricanes continued their rise in the ACC. Miami earned a conference regular season title in 2010-11 and returned to the NCAA Tournament for the first time in seven seasons. Johnson was named to four different All-America squads and became the second player in program history to be named the conference player of the year (Frances Savage - BIG EAST - 1992). Williams, along with Johnson, was named First Team All-ACC and was the conference scoring leader, posting 21.7 points per game.

Miami's dominance continued into the 2011-12 season. The Canes finished second in the conference standings with a record of 14-2 and were 26-6 overall, earning a No. 3 seed in the NCAA Tournament.

Seniors Shenise Johnson and Riquana Williams continued to shine in the ACC as the duo were second and third in the league in scoring and each were again named First Team All-ACC. Johnson was also named to the All-ACC Defensive Team for the third consecutive season and earned a place on five different All-America teams, including the WBCA squad for the second straight year. Williams earned AP All-America third team recognition in her final collegiate campaign as well.

After reaching the WNIT in 2014, Meier guided the Hurricanes back to the NCAA Tournament in 2015 and the 11th-seeded Hurricanes defeated No. 6 seed Washington in the first round, before dropping their second round matchup against third-seeded Iowa, the host school.

Earlier in the 2014-15 season, Meier also led the Hurricanes to the program's first win over a team in the top four of the AP Poll. They defeated No. 4/4 Notre Dame, 78-63, the Fighting Irish's only loss in their first two years in the ACC. Sophomore guard Adrienne Motley went on to be named a consensus First Team All-ACC pick after averaging 16.9 points on 49.2 percent shooting. Meier also earned her 250th career win during the season.

In 2015-16, Meier led Miami to a 24-9 record to tie for the fifth-most wins in a season in program history. Miami received a No. 5 seed the NCAA Tournament and made its fifth appearance in the field in the past six years. The 2015-16 campaign also saw the Hurricanes beat both Duke and North Carolina in the same year for the first time. The victory at North Carolina was good for the 200th of Meier's tenure at Miami. Adrienne Motley was also tabbed as a consensus First Team All-ACC honoree for the second straight year, in addition to garnering WBCA All-America Team Honorable Mention recognition.

In 2016-17, Meier guided the Hurricanes to a second straight 24-9 record. In the quarterfinals of the ACC Tournament, Miami again defeated a Florida State team ranked in the top 10, downing the No. 8/12 Seminoles, 56-54, to earn back-to-back semifinal appearances for the first time. The Hurricanes beat four top-25 teams, defeating three ranked teams - two of which were in the top 10 - away from home for the first time in the ACC era. Miami earned a No. 4 seed in the NCAA Tournament, hosting the first two rounds of play, and reached the second round for the fourth time in seven years.

Adrienne Motley and Jessica Thomas were both Second Team All-ACC picks in 2016-17, with Motley becoming Miami's fifth WNBA Draft pick. In addition, Motley, Thomas and Keyona Hayes formed the second Miami teammate trio to all reach 1,000 points and each signed a WNBA contract, the first time three Hurricanes in the same class did so.

Despite losing many talented players to graduation and injuries, Meier led the Hurricanes to a 21-11 finish in 2017-18 and surpassed 250 wins in her tenure with the program. Erykah Davenport, a Second Team All-ACC honoree, and Keyanna Harris became the first Miami seniors to make four straight NCAA Tournaments. Miami had two freshman all-league honorees for the first time since 1992-93 in the BIG EAST, as Mykea Gray and Kelsey Marshall both made the cut.

In 2018-19, Meier guided her team to a 10th consecutive postseason appearance, including an eighth trip to the NCAA Tournament in the last nine years and fifth straight NCAA Tournament bid. Miami also reached 20-plus wins for the ninth time in 10 years and double-digit ACC victories for the seventh time in nine years.

### **Establishing Her Legacy as a Player**

Meier's success as a coach is a direct reflection of her playing career as a standout at Duke University. A four-year letter winner for the Blue Devils under head coach Debbie Leonard from 1986-90, Meier's name is scattered throughout the Duke record books.

She currently ranks among the school's all-time career leaders in scoring average (16.2 points per game), steals (232), free throws made (447) and free throws attempted (624). She is also listed among Duke's leaders in career points (1,761), field goals made (653), field goals attempted (1,283), assists (409) and rebounding average (6.1 rebounds per game).

Meier wasted no time making her mark at Duke, earning ACC Rookie of the Year and Basketball Yearbook Freshman All-America honors in 1986. Meier injured her knee in 1988 during her junior season and ultimately missed the entire 1988-89 campaign while recovering.

Meier returned to Duke for her senior season in 1990 without missing a beat, earning Kodak/WBCA District 2 All-America and All-ACC first team accolades while being named the Blue Devils' most valuable player.

In 2002, Meier was honored by Duke for her efforts as a player when she was named to the inaugural induction class in the Blue Devils' Hall of Honor. That same year, Meier was named to the ACC's 50th Anniversary Team. In 2006, she was once again honored by the conference when she was named an ACC Legend at the 2006 ACC Women's Basketball Tournament.

Meier's success on the court was only outdone by her accomplishments in the classroom. She was named to the Dean's List from 1986-88. In 1988 she also earned GTE Academic All-America Second Team honors.

After receiving a bachelor's degree in English with cum laude honors in 1989, Meier went on to earn a master's degree in teaching English from Duke in 1990.


Following her career at Duke, Meier moved overseas to play three seasons with BBC Mini-Flat Waregem in Belgium from 1990-93. There, she helped lead her team to three First Division regular season titles and one Belgian Cup Championship. While in Belgium, Meier also spent time teaching classes of conversational English while coaching teams of 15- to 17-year-olds.

A native of Wheaton, Ill., Meier graduated from Wheaton Central High School in 1985 and in October 2009 was inducted into her high school's athletic hall of fame.

### **MEIER YEAR-BY-YEAR**

Year	School	Overall	Conf.		Post-Season
		W-L	W-L	Finish	
2001-02	Charlotte	16-13	7-7	t-7	
2002-03	Charlotte	21-9	12-2	1	NCAA 0-1
2003-04	Charlotte	17-14	8-6	7	WNIT 1-1
2004-05	Charlotte	22-9	9-5	t-5	WNIT 0-1
2005-06	Miami	17-13	6-8	6	WNIT 1-1
2006-07	Miami	11-19	2-12	11	
2007-08	Miami	9-21	2-12	12	
2008-09	Miami	13-17	2-12	t-10	
2009-10	Miami	22-14	4-10	t-10	WNIT 5-1
2010-11	Miami	28-5	12-2	t-1	NCAA 1-1
2011-12	Miami	26-6	14-2	2	NCAA 1-1
2012-13	Miami	21-11	11-7	t-4	NCAA 0-1
2013-14	Miami	16-15	8-8	8	WNIT 0-1
2014-15	Miami	20-13	8-8	8	NCAA 1-1
2015-16	Miami	24-9	10-6	t-5	NCAA 0-1
2016-17	Miami	24-9	10-6	7	NCAA 1-1
2017-18	Miami	21-11	10-6	t-6	NCAA 0-1
2018-19	Miami	25-9	12-4	4	NCAA 1-1
2019-20	Miami	15-15	7-11	t-11	-
2020-21	Miami	8-8	5-8	-	-
<b>Overall</b>		<b>376-240</b>	<b>159-142</b>		<b>12-14</b>





**G • Kenza Saglues**  
So. • 5-9 • Montpellier, France

- Missed 16 games due to rehab following shoulder surgery
- Appeared in 25 games for the Canes in 2019-20
- Led all freshmen in 3-pointers made with 11 last season
- Ranked the No. 20 international player in the 2018 class by ProspectsNations.com
- Has represented France at multiple FIBA events, including the U18 Women's European Championship (Division A) in Udine, Italy
- Graduated from INSEP, a French training institute for the nation's elite athletes between 15-18 (alums include Tony Parker and Clint Capela)
- Is the first Frenchwoman to player under Katie Meier

0

## PLAYER HIGHS

### Minutes

20-21 .....  
Career..... 24, vs. Florida State (1/5/20)

### Points

20-21 .....  
Career..... 7, vs. UNCA (12/20/19)

### Field Goals Made

20-21 .....  
Career..... 2, 3x, last at Virginia (2/13/20)

### Field Goals Attempted

20-21 .....  
Career.. 7, 2x, last vs. Florida State (1/5/20)

### 3-Point Field Goals Made

20-21 .....  
Career..... 2, 3x, last at Virginia (2/13/20)

### 3-Point Field Goals Attempted

20-21 .....  
Career.. 7, 2x, last vs. Florida State (1/5/20)

### Free Throws Made

20-21 .....  
Career..... 2, vs. Binghamton (12/17/19)

### Free Throws Attempted

20-21 .....  
Career..... 2, 2x, last vs. UNCA (12/20/19)

### Rebounds

20-21 .....  
Career.. 2, 3x, last vs. Florida State (1/5/20)

### Assists

20-21 .....  
Career..... 2, vs. UNCA (12/20/19)

### Blocks

20-21 .....  
Career.....

### Steals

20-21 .....  
Career.....

### Double-Doubles

20-21 .....  
Career.....

### Double-Digit Game

20-21 .....  
Career.....

## 2020-21 game-by-game

## CAREER STATS

				Field Goals		3-Point		F-Throws		Rebounds										Scoring	
SEASON	TEAM	GP-GS	MIN/AVG	FG-FGA	FG%	3FG-FGA	3FG%	FT-FTA	FT%	OFF	DEF	TOT	AVG	PF-FO	AST	TO	BLK	STL	PTS	AVG	
2019-20	Miami	25-0	205/8.2	11-49	.224	11-46	.239	4-6	.667	1	12	13	0.5	10-0	9	18	0	0	37	1.5	
TOTAL		25-0	205/8.2	11-49	.224	11-46	.239	4-6	.667	1	12	13	0.5	10-0	9	18	0	0	37	1.5	



**F • Moulayna Johnson Sidi Baba**  
So. • 6-0 • Stockholm, Sweden

- Has recorded a bucket in eight of 15 games played this season
- Led all Miami players with 17 points against North Florida (11/28), a new career-high in scoring Johnson Sidi Baba
- Made the fourth start of her career against Jacksonville (11/25), recording career-highs in rebounds (seven) and free throws made (four)
- One of two freshman to average 15-plus minutes per game in 2019-20
- Poured in a bucket in eight straight games last season
- Four-star international prospect according to Keil Moore Basketball
- Represented Sweden in August 2018 at the FIBA U18 Women's European Championship in Udine, Italy
- The second Swedish player to sign with Miami during Katie Meier's tenure

1

## PLAYER HIGHS

### Minutes

20-21 ..... 29, vs. Jacksonville (11/25/20)  
Career.....33, vs. DePaul (11/23/19)

### Points

20-21 ..... 17, vs. North Florida (11/28/20)  
Career..... 17, vs. North Florida (11/28/20)

### Rebounds

20-21 ..... 9, vs. FAU (12/3/20)  
Career..... 9, vs. FAU (12/3/20)

### Assists

20-21 ..... 2, vs. UNC (12/14/20)  
Career..... 4, vs. DePaul (11/23/19)

### Steals

20-21 ..... 1, 4x, last vs. Florida State (2/7/21)  
Career..... 2, 2x, last vs. NC A&T (11/22/19)

### Blocks

20-21 ..... 1, 2x, last at Pittsburgh (1/21/21)  
Career..... 1, 3x, last at Pittsburgh (1/21/21)

### Field Goals Made

20-21 ..... 6, vs. North Florida (11/28/20)  
Career..... 6, vs. North Florida (11/28/20)

### Field Goals Attempted

20-21 ..... 13, vs. North Florida (11/28/20)  
Career..... 13, vs. North Florida (11/28/20)

### 3-Point Field Goals Made

20-21 ..... 3, vs. North Florida (11/28/20)  
Career..... 3, vs. North Florida (11/28/20)

### 3-Point Field Goals Attempted

20-21 ..... 5, vs. North Florida (11/28/20)  
Career..... 5, vs. North Florida (11/28/20)

### Free Throws Made

20-21 ..... 4, 2x, last at Wake Forest (1/7/21)  
Career..... 4, 2x, last at Wake Forest (1/7/21)

### Free Throws Attempted

20-21 ..... 5, 2x, last at Wake Forest (1/7/21)  
Career..... 5, 2x, last at Wake Forest (1/7/21)

### Double-Doubles

20-21 .....  
Career.....

### Double-Digit Game

20-21 ..... 1  
Career..... 2

## 2020-21 game-by-game

Opponent	Date	GS	MIN	Total		3-Pointers		Free throws		Rebounds				PF	A	T/O	BLK	STL	PTS	AVG	
				FG-FGA	PCT	3FG-3FGA	PCT	FT-FTA	PCT	OFF	DEF	TOT	AVG								
Jacksonville	11/25/2020	*	29:41	1-6	.167	0-1	.000	4-5	.800	1	6	7	7.0	1	0	1	1	0	6	6.0	
North Florida	11/28/2020	*	24:55	6-13	.462	3-5	.600	2-2	1.000	1	3	4	5.5	0	0	0	0	0	17	11.5	
Fla. Atlantic	12/03/2020	*	28:20	1-8	.125	0-4	.000	1-2	.500	3	6	9	6.7	1	0	3	0	0	3	8.7	
Syracuse	12/10/2020	*	18:02	0-2	.000	0-1	.000	0-0	.000	2	4	6	6.5	1	1	2	0	0	0	6.5	
North Carolina	12/14/2020	*	15:53	0-2	.000	0-2	.000	0-0	.000	1	3	4	6.0	3	2	0	0	0	0	5.2	
at NC State	12/20/2020	*	14:43	0-2	.000	0-1	.000	0-0	.000	0	0	0	5.0	0	0	0	0	0	0	4.3	
Notre Dame	12/31/2020		03:48	0-0	.000	0-0	.000	0-0	.000	0	0	0	4.3	0	0	0	0	0	0	3.7	
Clemson	01/03/2021		14:59	0-2	.000	0-2	.000	0-0	.000	0	1	1	3.9	1	1	1	0	0	0	3.3	
at Wake Forest	01/07/2021		21:58	2-5	.400	0-2	.000	4-5	.800	1	5	6	4.1	1	0	1	0	1	8	3.8	
at North Carolina	01/10/2021		11:28	0-2	.000	0-2	.000	0-0	.000	0	0	0	3.7	0	1	0	0	0	0	3.4	
at Syracuse	01/17/2021		22:57	2-7	.286	0-2	.000	2-2	1.000	0	1	1	3.5	1	1	0	0	1	6	3.6	
at Pittsburgh	01/21/2021		23:17	2-7	.286	2-4	.500	0-0	.000	3	3	6	3.7	0	0	1	1	0	6	3.8	
at Louisville	01/26/2021		27:38	1-3	.333	0-0	.000	0-0	.000	0	4	4	3.7	4	0	2	0	1	2	3.7	
Georgia Tech	01/28/2021		21:42	1-3	.333	0-1	.000	0-2	.000	2	4	6	3.9	1	0	0	0	0	2	3.6	
Florida St.	02/07/2021		16:29	0-3	.000	0-1	.000	0-0	.000	0	0	0	3.6	1	0	0	0	1	0	3.3	
Totals			6	295:50	16-65	.246	5-28	.179	13-18	.722	14	40	54	3.6	15	6	11	2	4	50	3.3

### Player Averages

Games Played	Minutes/game	Points/game	FG Pct	3FG Pct	FT Pct	Rebounds/game	Assists/game	Turnovers/game	Assist/Turnover ratio	Steals/game	Blocks/game
15	19.7	3.3	24.6	17.9	72.2	3.6	0.4	0.7	0.5	0.3	0.1

## CAREER STATS

				Field Goals		3-Point		F-Throws		Rebounds										Scoring	
SEASON	TEAM	GP-GS	MIN/AVG	FG-FGA	FG%	3FG-FGA	3FG%	FT-FTA	FT%	OFF	DEF	TOT	AVG	PF-FO	AST	TO	BLK	STL	PTS	AVG	
2019-20	Miami	25-3	396/15.8	20-77	.260	10-44	.227	8-16	.500	22	36	58	2.3	19-0	20	24	1	9	58	2.3	
2020-21	Miami	15-6	296/19.7	16-65	.246	5-28	.179	13-18	.722	14	40	54	3.6	15-0	6	11	2	4	50	3.3	
TOTAL		40-9	692/17.3	36-142	.254	15-72	.208	21-34	.618	36	76	112	2.8	34-0	26	35	3	13	108	2.7	



**G • Destiny Harden**  
R-Jr. • 6-0 • Chicago, Ill.

- Paces the Canes with three double-doubles in 2020-21
- Has scored five-plus points in 11 of 16 games this season
- Tied her career high in scoring with 20 points against Virginia Tech (2/11)
- Had a career-game against Jacksonville (11/25), recording her first ever double-double (16 points, 13 rebounds)
- Sat out the 2018-19 season due to NCAA transfer rules
- Listed as a four-star recruit by ProspectsNation.com and a three-star prospect by espnW HoopGurlz
- Earned Chicago Tribune Second Team All-State and USA TODAY All-USA Illinois Second Team honors

3

## PLAYER HIGHS

### Minutes

20-21 ..... 31, vs. Florida State (2/7/21)  
Career..... 36, vs. Georgia Tech (1/30/20)

### Points

20-21 ..... 20, 2x, last vs. Virginia Tech (2/11/21)  
Career..... 20, 2x, last vs. Virginia Tech (2/11/21)

### Rebounds

20-21 ..... 13, vs. Jacksonville (11/25/20)  
Career..... 13, vs. Jacksonville (11/25/20)

### Assists

20-21 ..... 4, 2x, last vs. FAU (12/3/20)  
Career..... 4, 2x, last vs. FAU (12/3/20)

### Steals

20-21 ..... 3, 2x, last vs. Virginia Tech (2/11/21)  
Career..... 4, 2x, last vs. Bucknell (3/15/18)

### Blocks

20-21 ..... 3, vs. Florida State (2/7/21)  
Career..... 3, vs. Florida State (2/7/21)

### Field Goals Made

20-21 ..... 9, vs. Virginia Tech (2/11/21)  
Career..... 9, vs. Virginia Tech (2/11/21)

### Field Goals Attempted

20-21 ..... 14, vs. Virginia Tech (2/11/21)  
Career..... 14, vs. Virginia Tech (2/11/21)

### 3-Point Field Goals Made

20-21 ..... 3, vs. UNC (12/14/20)  
Career..... 3, 3x, last vs. UNC (12/14/20)

### 3-Point Field Goals Attempted

20-21 ..... 4, vs. Jacksonville (11/25/20)  
Career..... 7, vs. NC State (2/20/20)

### Free Throws Made

20-21 ..... 5, 2x, last vs. UNC (12/14/20)  
Career..... 5, 3x, last vs. UNC (12/14/20)

### Free Throws Attempted

20-21 ..... 9, 2x, last vs. UNC (12/14/20)  
Career..... 9, 3x, last vs. UNC (12/14/20)

### Double-Doubles

20-21 ..... 3, last vs. Virginia Tech (2/11/21)  
Career..... 3, last vs. Virginia Tech (2/11/21)

### Double-Digit Game

20-21 ..... 5  
Career..... 9

## 2020-21 game-by-game

Opponent	Date	GS	MIN	Total		3-Pointers		Free throws		Rebounds				PF	A	T/O	BLK	STL	PTS	AVG
				FG-FGA	PCT	3FG-3FGA	PCT	FT-FTA	PCT	OFF	DEF	TOT	AVG							
Jacksonville	11/25/2020	*	29:18	5-9	.556	2-4	.500	4-4	1.000	1	12	13	13.0	0	4	2	0	2	16	16.0
North Florida	11/28/2020	*	19:40	6-9	.667	0-1	.000	0-0	.000	0	1	1	7.0	1	0	1	0	1	12	14.0
Fla. Atlantic	12/03/2020	*	26:31	1-7	.143	0-2	.000	5-9	.556	5	2	7	7.0	4	4	3	1	3	7	11.7
Syracuse	12/10/2020	*	17:37	3-8	.375	2-2	1.000	3-6	.500	1	0	1	5.5	4	0	1	0	2	11	11.5
North Carolina	12/14/2020	*	29:09	6-12	.500	3-8	.375	5-9	.556	5	7	12	6.8	2	1	1	0	2	20	13.2
at NC State	12/20/2020	*	17:13	1-6	.167	1-3	.333	0-0	.000	1	4	5	6.5	2	0	3	0	0	3	11.5
Notre Dame	12/31/2020	*	25:33	4-11	.364	1-5	.200	0-0	.000	1	5	6	6.4	4	2	2	0	1	9	11.1
Clemson	01/03/2021	*	21:24	3-7	.429	0-3	.000	3-4	.750	0	3	3	6.0	2	3	3	1	1	9	10.9
at Wake Forest	01/07/2021	*	07:23	0-1	.000	0-0	.000	0-0	.000	0	0	0	5.3	1	0	0	0	0	0	9.7
at North Carolina	01/10/2021	*	26:25	3-5	.600	1-1	1.000	1-2	.500	1	4	5	5.3	1	2	2	0	1	8	9.5
at Syracuse	01/17/2021	*	10:06	0-1	.000	0-0	.000	2-2	1.000	0	0	0	4.8	1	1	0	0	0	2	8.8
at Pittsburgh	01/21/2021	*	08:26	0-1	.000	0-0	.000	2-2	1.000	0	3	3	4.7	2	0	1	0	0	2	8.3
at Louisville	01/26/2021	*	10:52	2-6	.333	1-2	.500	1-3	.333	1	0	1	4.4	1	0	1	0	0	6	8.1
Georgia Tech	01/28/2021	*	09:51	0-1	.000	0-1	.000	0-0	.000	0	1	1	4.1	1	1	2	0	0	0	7.5
Florida St.	02/07/2021	*	30:49	3-8	.375	0-3	.000	1-2	.500	2	10	12	4.7	2	1	2	3	2	7	7.5
Virginia Tech	02/11/2021	*	28:32	9-14	.643	2-4	.500	0-3	.000	4	8	12	5.1	0	1	4	1	3	20	8.3
<b>Totals</b>			<b>15 318:48</b>	<b>46-106</b>	<b>.434</b>	<b>13-39</b>	<b>.333</b>	<b>27-46</b>	<b>.587</b>	<b>22</b>	<b>60</b>	<b>82</b>	<b>5.1</b>	<b>28</b>	<b>20</b>	<b>28</b>	<b>6</b>	<b>18</b>	<b>132</b>	<b>8.3</b>


### Player Averages

Games Played	Minutes/game	Points/game	FG Pct	3FG Pct	FT Pct	Rebounds/game	Assists/game	Turnovers/game	Assist/Turnover ratio	Steals/game	Blocks/game
16	19.9	8.3	43.4	33.3	58.7	5.1	1.3	1.8	0.7	1.1	0.4

## CAREER STATS

				Field Goals		3-Point		F-Throws		Rebounds				Scoring						
SEASON	TEAM	GP-GS	MIN/AVG	FG-FGA	FG%	3FG-3FGA	3FG%	FT-FTA	FT%	OFF	DEF	TOT	AVG	PF-FO	AST	TO	BLK	STL	PTS	AVG
2017-18	WVU	35-0	286/8.2	35-79	.443	0-0	.000	18-41	.439	25	26	51	1.5	34-1	12	23	10	19	88	2.5
2019-20	Miami	25-15	415/16.6	46-127	.362	12-41	.293	18-31	.581	35	63	98	3.9	58-1	15	39	9	22	122	4.9
2020-21	Miami	16-15	319/19.9	46-106	.434	13-39	.333	27-46	.587	22	60	82	5.1	28-0	20	28	6	18	132	8.3
<b>TOTAL FOR Miami</b>		<b>41-30</b>	<b>734/17.9</b>	<b>92-233</b>	<b>.395</b>	<b>25-80</b>	<b>.313</b>	<b>45-77</b>	<b>.584</b>	<b>57</b>	<b>123</b>	<b>180</b>	<b>4.4</b>	<b>86-1</b>	<b>35</b>	<b>67</b>	<b>15</b>	<b>40</b>	<b>254</b>	<b>6.2</b>
<b>TOTAL</b>		<b>76-30</b>	<b>1020/13.4</b>	<b>127-312</b>	<b>.407</b>	<b>25-80</b>	<b>.313</b>	<b>63-118</b>	<b>.534</b>	<b>82</b>	<b>149</b>	<b>231</b>	<b>3.0</b>	<b>120-2</b>	<b>47</b>	<b>90</b>	<b>25</b>	<b>59</b>	<b>342</b>	<b>4.5</b>





**G • Endia Banks**  
Sr. • 5-9 • Duluth, Ga.

4

- Has scored in double-digits in eight of the last 10 games
- Since joining the starting lineup, is averaging 12.1 points, 4.0 assists and 4.0 rebounds per game
- Eclipsed the 300-assist mark in her career with six at Pittsburgh (1/21)
- Recorded the second 20-point outing of her career, pouring in 20 points against Clemson on 9-of-13 shooting
- Ranks fifth in the ACC in assist to turnover ratio (1.68) and leads Miami in assists per game (3.6)
- Paced the Canes in scoring (18), assists (five) and steals (three) against Notre Dame, setting a new season-high in all three categories
- Tabbed to the All-ACC Academic Team as a freshman
- Listed by ProspectsNation.com as a four-star recruit and the No. 53 player in the country

## PLAYER HIGHS

### Minutes

20-21 ..... 34, 3x, last at Louisville (1/26/21)  
Career..... 42, vs. Georgia Tech (1/30/20)

### Points

20-21 ..... 20, vs. Clemson (1/3/21)  
Career..... 23, vs. IUPUI (11/17/19)

### Rebounds

20-21 ..... 8, vs. UNC (12/14/20)  
Career..... 10, 2x, vs. Quinnipiac (3/17/18)

### Assists

20-21 ..... 8, at UNC (1/10/21)  
Career..... 8, 2x, last at UNC (1/10/21)

### Steals

20-21 ..... 3, 3x, last vs. Florida State (2/7/21)  
Career..... 5, vs. IUPUI (11/17/19)

### Blocks

20-21 .....  
Career..... 1, 8x, last vs. NC State (2/20/20)

### Field Goals Made

20-21 ..... 9, vs. Clemson (1/3/21)  
Career..... 9, 2x, last vs. Clemson (1/3/21)

### Field Goals Attempted

20-21 ..... 18, vs. Notre Dame (12/31/20)  
Career..... 18, vs. Notre Dame (12/31/20)

### 3-Point Field Goals Made

20-21 ..... 3, vs. Notre Dame (12/31/20)  
Career... 3, 3x, last vs. Notre Dame (12/31/20)

### 3-Point Field Goals Attempted

20-21 ..... 8, vs. Notre Dame (12/31/20)  
Career..... 8, vs. Notre Dame (12/31/20)

### Free Throws Made

20-21 ..... 4, vs. Florida State (2/7/21)  
Career..... 6, vs. Michigan State (11/30/17)

### Free Throws Attempted

20-21 ... 4, 2x, last vs. Florida State (2/7/21)  
Career..... 8, vs. Southern Illinois (12/20/17)

### Double-Doubles

20-21 .....  
Career..... 1

### Double-Digit Game

20-21 ..... 9  
Career..... 28

## 2020-21 game-by-game

Opponent	Date	GS	MIN	Total		3-Pointers		Free throws		Rebounds				PF	A	T/O	BLK	STL	PTS	AVG
				FG-FGA	PCT	3FG-3FGA	PCT	FT-FTA	PCT	OFF	DEF	TOT	AVG							
Jacksonville	11/25/2020		27:26	4-8	.500	1-2	.500	1-2	.500	2	3	5	5.0	2	3	5	0	0	10	10.0
North Florida	11/28/2020		24:13	2-7	.286	1-2	.500	1-2	.500	1	1	2	3.5	1	4	1	0	0	6	8.0
Fla. Atlantic	12/03/2020		19:58	4-7	.571	0-2	.000	1-1	1.000	1	4	5	4.0	2	1	2	0	0	9	8.3
Syracuse	12/10/2020		30:20	3-9	.333	1-4	.250	1-2	.500	0	3	3	3.8	0	3	4	0	1	8	8.3
North Carolina	12/14/2020		28:40	2-5	.400	0-1	.000	0-2	.000	1	7	8	4.6	1	4	1	0	1	4	7.4
at NC State	12/20/2020		29:19	2-8	.250	0-2	.000	1-2	.500	0	2	2	4.2	1	2	0	0	0	5	7.0
Notre Dame	12/31/2020	*	34:11	7-18	.389	3-8	.375	1-3	.333	0	2	2	3.9	1	5	3	0	3	18	8.6
Clemson	01/03/2021	*	33:52	9-13	.692	2-3	.667	0-0	.000	2	4	6	4.1	4	3	3	0	0	20	10.0
at Wake Forest	01/07/2021	*	31:56	2-8	.250	0-2	.000	0-0	.000	4	2	6	4.3	3	3	1	0	3	4	9.3
at North Carolina	01/10/2021	*	31:29	6-10	.600	1-3	.333	1-2	.500	0	1	1	4.0	2	8	2	0	1	14	9.8
at Syracuse	01/17/2021	*	28:01	5-8	.625	1-3	.333	1-1	1.000	0	1	1	3.7	1	4	1	0	0	12	10.0
at Pittsburgh	01/21/2021	*	34:26	5-11	.455	0-2	.000	3-4	.750	3	6	9	4.2	0	6	2	0	2	13	10.3
at Louisville	01/26/2021	*	34:25	6-13	.462	1-2	.500	0-3	.000	2	5	7	4.4	1	4	1	0	1	13	10.5
Georgia Tech	01/28/2021	*	31:31	2-7	.286	0-1	.000	0-0	.000	0	5	5	4.4	0	3	0	0	0	4	10.0
Florida St.	02/07/2021	*	31:12	4-7	.571	0-1	.000	4-4	1.000	0	0	0	4.1	2	1	4	0	3	12	10.1
Virginia Tech	02/11/2021	*	31:49	5-11	.455	1-2	.500	0-0	.000	1	2	3	4.1	1	3	4	0	1	11	10.2
<b>Totals</b>			<b>10</b>	<b>482:48</b>	<b>.453</b>	<b>12-40</b>	<b>.300</b>	<b>15-28</b>	<b>.536</b>	<b>17</b>	<b>48</b>	<b>65</b>	<b>4.1</b>	<b>22</b>	<b>57</b>	<b>34</b>	<b>0</b>	<b>16</b>	<b>163</b>	<b>10.2</b>

### Player Averages

Games Played	Minutes/game	Points/game	FG Pct	3FG Pct	FT Pct	Rebounds/game	Assists/game	Turnovers/game	Assist/Turnover ratio	Steals/game	Blocks/game
16	30.2	10.2	45.3	30.0	53.6	4.1	3.6	2.1	1.7	1.0	0.0

## CAREER STATS

				Field Goals		3-Point		F-Throws		Rebounds				Scoring						
SEASON	TEAM	GP-GS	MIN/AVG	FG-FGA	FG%	3FG-FGA	3FG%	FT-FTA	FT%	OFF	DEF	TOT	AVG	PF-FO	AST	TO	BLK	STL	PTS	AVG
2017-18	Miami	32-32	845/26.4	99-222	.446	12-48	.250	37-55	.673	36	105	141	4.4	55-0	87	90	3	34	247	7.7
2018-19	Miami	34-14	727/21.4	51-144	.354	14-46	.304	14-23	.609	27	93	120	3.5	43-0	74	47	3	18	130	3.8
2019-20	Miami	30-30	880/29.3	80-207	.386	19-62	.306	34-55	.618	27	87	114	3.8	41-0	97	72	3	33	213	7.1
2020-21	Miami	16-10	483/30.2	68-150	.453	12-40	.300	15-28	.536	17	48	65	4.1	22-0	57	34	0	16	163	10.2
<b>TOTAL</b>		<b>112-86</b>	<b>2936/26.2</b>	<b>298-723</b>	<b>.412</b>	<b>57-196</b>	<b>.291</b>	<b>100-161</b>	<b>.621</b>	<b>107</b>	<b>333</b>	<b>440</b>	<b>3.9</b>	<b>161-0</b>	<b>315</b>	<b>243</b>	<b>9</b>	<b>101</b>	<b>753</b>	<b>6.7</b>



**G • Mykea Gray**  
Sr. • 5-4 • Upper Marlboro, Md.

5

- Will miss the 2020-21 season due to an ACL injury
- Ranked in the top 15 in the ACC in three statistical categories last season:
  - Steals - 1st (2.13 spg)
  - Free Throw Percentage - 7th (.806)
  - 3-Pointers Made - 11th (1.83/game)
- One of two Canes to start all 30 games played in 2019-20
- Tied her career-high with 27 points against Duke, accounting for almost half of Miami's 55 points
- Totaled 21 double-digit outings last season with 61 in her career
- Eclipsed the 1,000-career point mark at UNC (1/16) with 21 points
- Ranks 19th in Miami program history for career scoring (1,184)
- Leads all Canes in career 20-point games with 14

## PLAYER HIGHS

### Minutes

20-21 .....  
Career... 37, 2x, last at Florida St. (1/31/19)

### Points

20-21 .....  
Career.....27, 2x, last vs. Duke (2/9/20)

### Rebounds

20-21 .....  
Career.....7, vs. NC State (2/8/18)

### Assists

20-21 .....  
Career.....6, 4x, last vs. Clemson (3/4/20)

### Steals

20-21 .....  
Career.....6, at Florida St. (1/26/20)

### Blocks

20-21 .....  
Career.....1, vs. Wake Forest (12/29/19)

### Field Goals Made

20-21 .....  
Career.....9, 2x, last vs. Duke (2/9/20)

### Field Goals Attempted

20-21 .....  
Career.....21, vs. Duke (2/9/20)

### 3-Point Field Goals Made

20-21 .....  
Career.....6, at Virginia Tech (2/21/19)

### 3-Point Field Goals Attempted

20-21 .....  
Career.....12, vs. Duke (2/9/20)

### Free Throws Made

20-21 .....  
Career..10, 2x, last vs. Boston College (1/27/19)

### Free Throws Attempted

20-21 .....  
Career..11, 3x, last vs. Boston College (1/27/19)

### Double-Doubles

20-21 .....  
Career.....N/A

### Double-Digit Game

20-21 .....  
Career.....61

## 2020-21 game-by-game

## CAREER STATS

				Field Goals		3-Point		F-Throws		Rebounds									Scoring	
SEASON	TEAM	GP-GS	MIN/AVG	FG-FGA	FG%	3FG-FGA	3FG%	FT-FTA	FT%	OFF	DEF	TOT	AVG	PF-FO	AST	TO	BLK	STL	PTS	AVG
2017-18	Miami	32-32	830/25.9	121-335	.361	48-152	.316	83-111	.748	8	44	52	1.6	74-0	74	86	0	45	373	11.7
2018-19	Miami	34-34	952/28.0	135-338	.399	61-176	.347	98-126	.778	7	63	70	2.1	71-0	76	98	1	41	429	12.6
2019-20	Miami	30-30	873/29.1	120-343	.350	55-168	.327	87-108	.806	13	62	75	2.5	53-0	90	88	1	64	382	12.7
TOTAL		96-96	2655/27.7	376-1016	.370	164-496	.331	268-345	.777	28	169	197	2.1	198-0	240	272	2	150	1184	12.3



**G • Taylor Mason**  
Sr. • 5-9 • Decatur, Ga.

- Has started 14 of 16 games for Miami this season
- Played a career-high 36 minutes against FAU, posting 14 points in the contest
- Had a career-night against North Florida (11/28), posting 10 points and 10 rebounds for her first-career double-double
- Led all Miami bench players in minutes played (18.9), free throw percentage (.705) and total assists (30) in 2019-20
- Teammate of Diamond DeShields as a freshman
- Older brother, Nate, played basketball at Minnesota and was a First Team All-Big Ten pick in 2016-17

13

## PLAYER HIGHS

### Minutes

20-21 ..... 36, vs. FAU (12/3/20)  
Career..... 36, vs. FAU (12/3/20)

### Points

20-21 ..... 15, vs. Florida State (2/7/21)  
Career.. 15, 2x, last vs. Florida State (2/7/21)

### Rebounds

20-21 ..... 10, vs. North Florida (11/28/20)  
Career..... 10, vs. North Florida (11/28/20)

### Assists

20-21 ..... 5, vs. North Florida (11/28/20)  
Career.. 5, 3x, last vs. North Florida (11/28/20)

### Steals

20-21 ..... 4, vs. North Florida (11/28/20)  
Career..... 4, vs. North Florida (11/28/20)

### Blocks

20-21 .....  
Career.. 1, 3x, last at Boston College (2/23/20)

### Field Goals Made

20-21 ..... 6, vs. Florida State (2/7/21)  
Career..... 6, vs. Florida State (2/7/21)

### Field Goals Attempted

20-21 ..... 13, vs. Clemson (1/3/21)  
Career..... 14, at Virginia Tech (2/2/20)

### 3-Point Field Goals Made

20-21 .. 1, 5x, last vs. Georgia Tech (1/28/21)  
Career..... 4, at Clemson (2/16/20)

### 3-Point Field Goals Attempted

20-21 .. 4, 2x, last vs. Georgia Tech (1/28/21)  
Career..... 7, at Virginia Tech (2/2/20)

### Free Throws Made

20-21 ..... 6, vs. FAU (12/3/20)  
Career..... 6, 2x, last vs. FAU (12/3/20)

### Free Throws Attempted

20-21 ..... 10, vs. FAU (12/3/20)  
Career..... 10, vs. FAU (12/3/20)

### Double-Doubles

20-21 ..... 1, vs. North Florida (11/28/20)  
Career..... 1, vs. North Florida (11/28/20)

### Double-Digit Game

20-21 ..... 7  
Career..... 12

## 2020-21 game-by-game

Opponent	Date	GS	MIN	Total		3-Pointers		Free throws		Rebounds				PF	A	T/O	BLK	STL	PTS	AVG
				FG-FGA	PCT	3FG-3FGA	PCT	FT-FTA	PCT	OFF	DEF	TOT	AVG							
Jacksonville	11/25/2020	*	30:49	2-11	.182	0-2	.000	2-2	1.000	2	2	4	4.0	1	4	2	0	0	6	6.0
North Florida	11/28/2020	*	24:52	4-9	.444	1-2	.500	1-1	1.000	1	9	10	7.0	1	5	0	0	4	10	8.0
Fla. Atlantic	12/03/2020	*	36:30	4-8	.500	0-1	.000	6-10	.600	0	5	5	6.3	1	3	5	0	0	14	10.0
Syracuse	12/10/2020	*	34:41	2-7	.286	1-2	.500	0-0	.000	0	4	4	5.8	3	3	5	0	3	5	8.8
North Carolina	12/14/2020	*	25:09	3-12	.250	1-3	.333	4-8	.500	2	2	4	5.4	4	2	2	0	0	11	9.2
at NC State	12/20/2020	*	28:08	3-9	.333	1-4	.250	3-6	.500	1	7	8	5.8	1	3	0	0	3	10	9.3
Notre Dame	12/31/2020	*	34:26	3-9	.333	0-2	.000	5-8	.625	4	3	7	6.0	1	0	3	0	1	11	9.6
Clemson	01/03/2021	*	34:31	4-13	.308	0-2	.000	0-0	.000	3	5	8	6.3	3	2	3	0	2	8	9.4
at Wake Forest	01/07/2021	*	33:13	2-10	.200	0-0	.000	2-3	.667	1	6	7	6.3	0	4	1	0	1	6	9.0
at North Carolina	01/10/2021	*	22:54	2-5	.400	1-3	.333	1-2	.500	0	2	2	5.9	0	0	5	0	1	6	8.7
at Syracuse	01/17/2021	*	27:15	2-9	.222	1-2	.500	0-0	.000	2	3	5	5.8	2	0	2	0	2	5	8.4
at Pittsburgh	01/21/2021	*	15:22	2-3	.667	0-0	.000	0-0	.000	0	2	2	5.5	1	4	1	0	0	4	8.0
at Louisville	01/26/2021	*	29:16	2-4	.500	0-1	.000	1-1	1.000	2	0	2	5.2	2	2	2	0	1	5	7.8
Georgia Tech	01/28/2021	*	32:03	4-12	.333	1-4	.250	2-2	1.000	2	3	5	5.2	2	2	1	0	1	11	8.0
Florida St.	02/07/2021		23:52	6-11	.545	0-1	.000	3-5	.600	3	2	5	5.2	0	0	3	0	0	15	8.5
Virginia Tech	02/11/2021		15:27	0-2	.000	0-1	.000	0-0	.000	0	0	0	4.9	1	2	2	0	0	0	7.9
Totals		14	448:29	45-134	.336	7-30	.233	30-48	.625	23	55	78	4.9	23	36	37	0	19	127	7.9

### Player Averages

Games Played	Minutes/game	Points/game	FG Pct	3FG Pct	FT Pct	Rebounds/game	Assists/game	Turnovers/game	Assist/Turnover ratio	Steals/game	Blocks/game
16	28.0	7.9	33.6	23.3	62.5	4.9	2.3	2.3	1.0	1.2	0.0

## CAREER STATS

				Field Goals		3-Point		F-Throws		Rebounds				Scoring						
SEASON	TEAM	GP-GS	MIN/AVG	FG-FGA	FG%	3FG-FGA	3FG%	FT-FTA	FT%	OFF	DEF	TOT	AVG	PF-FO	AST	TO	BLK	STL	PTS	AVG
2017-18	Miami	32-0	398/12.4	26-79	.329	4-15	.267	22-37	.595	16	30	46	1.4	34-0	23	26	0	13	78	2.4
2018-19	Miami	34-0	541/15.9	31-100	.310	8-36	.222	34-45	.756	22	46	68	2.0	45-0	41	33	1	11	104	3.1
2019-20	Miami	28-1	529/18.9	44-141	.312	14-53	.264	31-44	.705	13	42	55	2.0	33-0	30	34	3	17	133	4.8
2020-21	Miami	16-14	448/28.0	45-134	.336	7-30	.233	30-48	.625	23	55	78	4.9	23-0	36	37	0	19	127	7.9
<b>TOTAL</b>		<b>110-15</b>	<b>1916/17.4</b>	<b>146-454</b>	<b>.322</b>	<b>33-134</b>	<b>.246</b>	<b>117-174</b>	<b>.672</b>	<b>74</b>	<b>173</b>	<b>247</b>	<b>2.2</b>	<b>135-0</b>	<b>130</b>	<b>130</b>	<b>4</b>	<b>60</b>	<b>442</b>	<b>4.0</b>





**F • Nyayongah Gony**  
Fr. • 6-4 • Lincoln, Neb.

- Has knocked down a 3-pointer in nine of 16 games played
- Set new career-highs in scoring at Syracuse (1/17) with 13 points
- A four-star prospect according to espnW HoopGurlz and ProspectsNation.com
- Ranked the No. 56 overall player in the class of 2020 by espnW HoopGurlz
- Named the No. 13 and No. 30 player at her position by espnW HoopGurlz and ProspectsNation.com, respectively
- Top recruit in the state of Nebraska
- Earned 2020 Nebraska Class A All-State Honorable Mention
- Sister, Nyagoa, plays basketball for Purdue

14

## PLAYER HIGHS

### Minutes

20-21 ..... 22, at Syracuse (1/17/21)  
Career..... 22, at Syracuse (1/17/21)

### Points

20-21 ..... 13, at Syracuse (1/17/21)  
Career..... 13, at Syracuse (1/17/21)

### Rebounds

20-21 ..... 3, vs. Syracuse (12/10/20)  
Career..... 3, vs. Syracuse (12/10/20)

### Assists

20-21 ..... 2, vs. Syracuse (12/10/20)  
Career..... 2, vs. Syracuse (12/10/20)

### Steals

20-21 ..... 2, vs. North Florida (11/28/20)  
Career..... 2, vs. North Florida (11/28/20)

### Blocks

20-21 .....  
Career.....

### Field Goals Made

20-21 ..... 4, at Syracuse (1/17/21)  
Career..... 4, at Syracuse (1/17/21)

### Field Goals Attempted

20-21 ..... 7, vs. Syracuse (12/10/20)  
Career..... 7, vs. Syracuse (12/10/20)

### 3-Point Field Goals Made

20-21 ..... 2, 3x, last vs. NC State (12/20/20)  
Career..... 2, 3x, last vs. NC State (12/20/20)

### 3-Point Field Goals Attempted

20-21 ..... 5, 2x, last vs. UNC (12/14/20)  
Career..... 5, 2x, last vs. UNC (12/14/20)

### Free Throws Made

20-21 ..... 4, at Syracuse (1/17/21)  
Career..... 4, at Syracuse (1/17/21)

### Free Throws Attempted

20-21 ..... 4, at Syracuse (1/17/21)  
Career..... 4, at Syracuse (1/17/21)

### Double-Doubles

20-21 .....  
Career.....

### Double-Digit Game

20-21 ..... 1  
Career..... 1

## 2020-21 game-by-game

Opponent	Date	GS	MIN	Total		3-Pointers		Free throws		Rebounds				PF	A	T/O	BLK	STL	PTS	AVG
				FG-FGA	PCT	3FG-3FGA	PCT	FT-FTA	PCT	OFF	DEF	TOT	AVG							
Jacksonville	11/25/2020		07:39	0-1	.000	0-1	.000	0-0	.000	1	0	1	1.0	1	0	0	0	1	0	0.0
North Florida	11/28/2020		13:33	2-4	.500	1-3	.333	0-0	.000	0	0	0	0.5	2	0	2	0	2	5	2.5
Fla. Atlantic	12/03/2020		08:51	0-2	.000	0-1	.000	2-2	1.000	0	1	1	0.7	0	0	1	0	0	2	2.3
Syracuse	12/10/2020		21:01	3-7	.429	2-5	.400	0-0	.000	2	1	3	1.3	1	2	5	0	0	8	3.8
North Carolina	12/14/2020		14:16	2-5	.400	2-5	.400	0-0	.000	0	0	0	1.0	3	0	1	0	0	6	4.2
at NC State	12/20/2020		12:30	2-4	.500	2-4	.500	0-0	.000	1	1	2	1.2	2	0	1	0	1	6	4.5
Notre Dame	12/31/2020		12:21	2-6	.333	1-3	.333	0-2	.000	3	2	5	1.7	1	0	1	0	0	5	4.6
Clemson	01/03/2021		04:17	0-1	.000	0-1	.000	2-2	1.000	0	0	0	1.5	0	0	0	0	0	2	4.3
at Wake Forest	01/07/2021		08:56	2-4	.500	1-3	.333	0-0	.000	1	1	2	1.6	0	0	1	0	0	5	4.3
at North Carolina	01/10/2021		03:02	0-1	.000	0-1	.000	0-0	.000	0	0	0	1.4	0	0	1	0	0	0	3.9
at Syracuse	01/17/2021		21:55	4-5	.800	1-1	1.000	4-4	1.000	1	2	3	1.5	2	1	0	0	1	13	4.7
at Pittsburgh	01/21/2021		20:06	1-5	.200	0-3	.000	0-0	.000	4	0	4	1.8	1	0	2	0	0	2	4.5
at Louisville	01/26/2021		12:59	1-4	.250	1-4	.250	1-2	.500	0	1	1	1.7	1	0	1	0	0	4	4.5
Georgia Tech	01/28/2021		06:48	0-2	.000	0-2	.000	0-0	.000	1	0	1	1.6	1	0	0	0	0	0	4.1
Florida St.	02/07/2021		01:30	0-0	.000	0-0	.000	0-0	.000	0	0	0	1.5	1	0	2	0	0	0	3.9
Virginia Tech	02/11/2021		11:44	1-2	.500	1-2	.500	0-0	.000	0	1	1	1.5	2	0	1	0	1	3	3.8
Totals		0	181:28	20-53	.377	12-39	.308	9-12	.750	14	10	24	1.5	18	3	19	0	6	61	3.8

### Player Averages

Games Played	Minutes/ game	Points/ game	FG Pct	3FG Pct	FT Pct	Rebounds/ game	Assists/ game	Turnovers/ game	Assist/Turnover ratio	Steals/ game	Blocks/ game
16	11.3	3.8	37.7	30.8	75.0	1.5	0.2	1.2	0.2	0.4	0.0

## CAREER STATS

				Field Goals		3-Point		F-Throws		Rebounds										Scoring	
SEASON	TEAM	GP-GS	MIN/AVG	FG-FGA	FG%	3FG-FGA	3FG%	FT-FTA	FT%	OFF	DEF	TOT	AVG	PF-FO	AST	TO	BLK	STL	PTS	AVG	
2020-21	Miami	16-0	181/11.3	20-53	.377	12-39	.308	9-12	.750	14	10	24	1.5	18-0	3	19	0	6	61	3.8	
TOTAL		16-0	181/11.3	20-53	.377	12-39	.308	9-12	.750	14	10	24	1.5	18-0	3	19	0	6	61	3.8	



**F • Jamir Huston**  
Jr. • 6-0 • Cleveland, Ohio

- Earned her second start of the season at Pittsburgh (1/21)
- Set new career highs in scoring (12) and made field goals (five) at Syracuse
- Paced the Canes in total offensive rebounds (57) last season
- Led all Miami reserves in rebounding (4.0) in 2019-20, while ranking third on the team
- Helped lead her AAU team, Sports City U, to the championship game of the U.S. Junior Nationals U17 National Championship in July 2018
- Cousin, Denzel Ward, plays for the Cleveland Browns and was the fourth pick in the 2018 NFL Draft

15

## PLAYER HIGHS

### Minutes

20-21 ..... 26, at Syracuse (1/17/21)  
Career..... 35, vs. Georgia Tech (1/30/20)

### Points

20-21 ..... 12, at Syracuse (1/17/21)  
Career..... 12, at Syracuse (1/17/21)

### Rebounds

20-21 ..... 6, vs. North Florida (11/28/20)  
Career..... 13, vs. Miami (OH) (11/30/19)

### Assists

20-21 ..... 1, 4x, last at Syracuse (1/17/21)  
Career..... 4, vs. Alabama (12/21/18)

### Steals

20-21 ..... 1, 5x, last at Pittsburgh (1/21/21)  
Career..... 3, at Georgia Tech (2/2/20)

### Blocks

20-21 .. 1, 2x, last vs. Georgia Tech (1/28/21)  
Career..... 3, vs. UMES (12/16/18)

### Field Goals Made

20-21 ..... 5, at Syracuse (1/17/21)  
Career..... 5, at Syracuse (1/17/21)

### Field Goals Attempted

20-21 ..... 12, at Syracuse (1/17/21)  
Career..... 12, at Syracuse (1/17/21)

### 3-Point Field Goals Made

20-21 ..... 1, vs. Binghamton (12/17/19)  
Career..... 1, vs. Binghamton (12/17/19)

### 3-Point Field Goals Attempted

20-21 ..... 1, 3x, last vs. Clemson (1/23/20)  
Career..... 1, 3x, last vs. Clemson (1/23/20)

### Free Throws Made

20-21 ..... 2, 2x, last at Syracuse (1/17/21)  
Career..... 4, 2x, last vs. Indiana (12/4/19)

### Free Throws Attempted

20-21 ..... 3, 2x, last at Syracuse (1/17/21)  
Career..... 6, 3x, last vs. Indiana (12/4/19)

### Double-Doubles

20-21 .....  
Career.....

### Double-Digit Game

20-21 ..... 1  
Career..... 2

## 2020-21 game-by-game

Opponent	Date	GS	MIN	Total		3-Pointers		Free throws		Rebounds				PF	A	T/O	BLK	STL	PTS	AVG
				FG-FGA	PCT	3FG-3FGA	PCT	FT-FTA	PCT	OFF	DEF	TOT	AVG							
Jacksonville	11/25/2020		08:58	0-1	.000	0-0	.000	0-0	.000	0	0	0	0.0	1	0	1	0	0	0	0.0
North Florida	11/28/2020		22:38	4-9	.444	0-0	.000	0-0	.000	5	1	6	3.0	2	0	1	0	1	8	4.0
Fla. Atlantic	12/03/2020		01:59	0-0	.000	0-0	.000	0-0	.000	0	0	0	2.0	3	1	1	0	0	0	2.7
Syracuse	12/10/2020		10:51	1-4	.250	0-0	.000	1-1	1.000	1	1	2	2.0	1	0	0	0	0	3	2.8
North Carolina	12/14/2020		23:07	2-9	.222	0-0	.000	2-3	.667	1	2	3	2.2	3	1	0	1	1	6	3.4
at NC State	12/20/2020	*	13:37	0-2	.000	0-0	.000	0-0	.000	1	0	1	2.0	2	0	2	0	0	0	2.8
Notre Dame	12/31/2020		11:19	1-2	.500	0-0	.000	1-1	1.000	1	0	1	1.9	1	0	0	0	0	3	2.9
Clemson	01/03/2021		07:48	1-2	.500	0-0	.000	0-0	.000	3	2	5	2.3	2	0	1	0	0	2	2.8
at Wake Forest	01/07/2021		10:07	2-2	1.000	0-0	.000	1-1	1.000	0	1	1	2.1	0	0	0	0	1	5	3.0
at North Carolina	01/10/2021		14:17	3-6	.500	0-0	.000	1-6	.167	5	0	5	2.4	1	1	0	0	0	7	3.4
at Syracuse	01/17/2021		26:10	5-12	.417	0-0	.000	2-3	.667	0	2	2	2.4	2	1	2	0	1	12	4.2
at Pittsburgh	01/21/2021	*	05:52	1-4	.250	0-0	.000	0-0	.000	1	0	1	2.3	0	0	1	0	1	2	4.0
Georgia Tech	01/28/2021		06:18	1-1	1.000	0-0	.000	1-4	.250	2	0	2	2.2	1	0	0	1	0	3	3.9
Florida St.	02/07/2021		05:01	1-1	1.000	0-0	.000	0-0	.000	0	0	0	2.1	2	0	0	0	1	2	3.8
Virginia Tech	02/11/2021		09:40	0-2	.000	0-0	.000	0-0	.000	0	1	1	2.0	1	0	0	0	0	0	3.5
<b>Totals</b>		<b>2</b>	<b>177:43</b>	<b>22-57</b>	<b>.386</b>	<b>0-0</b>	<b>.000</b>	<b>9-19</b>	<b>.474</b>	<b>20</b>	<b>10</b>	<b>30</b>	<b>2.0</b>	<b>22</b>	<b>4</b>	<b>9</b>	<b>2</b>	<b>6</b>	<b>53</b>	<b>3.5</b>

### Player Averages

Games Played	Minutes/game	Points/game	FG Pct	3FG Pct	FT Pct	Rebounds/game	Assists/game	Turnovers/game	Assist/Turnover ratio	Steals/game	Blocks/game
15	11.8	3.5	38.6	0.0	47.4	2.0	0.3	0.6	0.4	0.4	0.1

## CAREER STATS

SEASON	TEAM	GP-GS	MIN/AVG	FG-FGA	FG%	3FG-FGA	3FG%	FT-FTA	FT%	OFF	DEF	TOT	AVG	PF-FO	AST	TO	BLK	STL	PTS	AVG
2018-19	Miami	24-0	177/7.4	15-37	.405	0-0	.000	12-25	.480	20	25	45	1.9	30-0	9	15	7	13	42	1.8
2019-20	Miami	30-10	461/15.4	34-86	.395	1-3	.333	12-36	.333	57	64	121	4.0	64-0	15	33	6	22	81	2.7
2020-21	Miami	15-2	178/11.8	22-57	.386	0-0	.000	9-19	.474	20	10	30	2.0	22-0	4	9	2	6	53	3.5
<b>TOTAL</b>		<b>69-12</b>	<b>815/11.8</b>	<b>71-180</b>	<b>.394</b>	<b>1-3</b>	<b>.333</b>	<b>33-80</b>	<b>.413</b>	<b>97</b>	<b>99</b>	<b>196</b>	<b>2.8</b>	<b>116-0</b>	<b>28</b>	<b>57</b>	<b>15</b>	<b>41</b>	<b>176</b>	<b>2.6</b>



**G • Kelsey Marshall**  
Sr. • 5-9 • Davie, Fla.

- Has scored in double-digits in 12 of 16 games
- Paces the Canes with three 20-point outings this season and is at nine in her career
- Eclipsed the 1,000-point mark in her career with 19 points at UNC (1/10), becoming the 29th player in Miami history to join the 1,000-point club
- Ranks second in Miami program history for career 3-pointers (233)
- Totaled 74 threes in 2019-20, ranking fifth in program history for 3-pointers in a season
- Named to the Maggie Dixon Classic and Miami Holiday Classic All-Tournament Teams
- Head football coach Manny Diaz also attended Miami Country Day School

20

## PLAYER HIGHS

### Minutes

20-21 ..... 35, vs. Georgia Tech (1/28/21)  
Career..... 39, at Virginia (2/13/20)

### Points

20-21 ..... 22, vs. Jacksonville (11/25/20)  
Career..... 25, at Virginia (2/13/20)

### Rebounds

20-21 ..... 6, vs. FAU (12/3/20)  
Career... 8, 2x, last vs. Marquette (11/15/19)

### Assists

20-21 ... 4, 2x, last vs. Florida State (2/7/21)  
Career..... 6, vs. Virginia Tech (2/25/18)

### Steals

20-21 ..... 5, vs. FAU (12/3/20)  
Career..... 5, vs. FAU (12/3/20)

### Blocks

20-21 .... 1, 2x, last at Wake Forest (1/7/21)  
Career..... 2, 3x, last vs. Pitt (3/1/20)

### Field Goals Made

20-21 ..... 8, vs. Clemson (1/3/21)  
Career..... 8, 4x, last vs. Clemson (1/3/21)

### Field Goals Attempted

20-21 ..... 24, at Pittsburgh (1/21/21)  
Career..... 24, at Pittsburgh (1/21/21)

### 3-Point Field Goals Made

20-21 ..... 5, 2x, last at Pittsburgh (1/21/21)  
Career..... 7, at Virginia (2/13/20)

### 3-Point Field Goals Attempted

20-21 ..... 18, at Pittsburgh (1/21/21)  
Career..... 18, at Pittsburgh (1/21/21)

### Free Throws Made

20-21 ..... 9, vs. Jacksonville (11/25/20)  
Career..... 9, vs. Jacksonville (11/25/20)

### Free Throws Attempted

20-21 ..... 11, vs. Jacksonville (11/25/20)  
Career..... 11, vs. Jacksonville (11/25/20)

### Double-Doubles

20-21 .....  
Career.....

### Double-Digit Game

20-21 ..... 12  
Career..... 59

## 2020-21 game-by-game

Opponent	Date	GS	MIN	Total		3-Pointers		Free throws		Rebounds				PF	A	T/O	BLK	STL	PTS	AVG	
				FG-FGA	PCT	3FG-3FGA	PCT	FT-FTA	PCT	OFF	DEF	TOT	AVG								
Jacksonville	11/25/2020	*	29:17	5-12	.417	3-10	.300	9-11	.818	0	3	3	3.0	3	4	4	0	0	22	22.0	
North Florida	11/28/2020	*	27:13	5-9	.556	2-4	.500	1-2	.500	0	3	3	3.0	2	3	1	0	0	13	17.5	
Fla. Atlantic	12/03/2020	*	34:23	6-15	.400	5-12	.417	4-4	1.000	2	4	6	4.0	1	1	3	0	5	21	18.7	
Syracuse	12/10/2020	*	25:45	2-14	.143	2-11	.182	0-0	.000	1	2	3	3.8	3	0	1	0	2	6	15.5	
North Carolina	12/14/2020	*	32:20	4-13	.308	2-8	.250	1-2	.500	0	4	4	3.8	1	1	2	0	0	11	14.6	
at NC State	12/20/2020	*	25:51	6-19	.316	2-11	.182	0-1	.000	2	0	2	3.5	1	0	2	0	2	14	14.5	
Notre Dame	12/31/2020	*	20:34	3-10	.300	2-7	.286	0-0	.000	1	4	5	3.7	1	0	2	0	1	8	13.6	
Clemson	01/03/2021	*	30:02	8-17	.471	3-9	.333	0-1	.000	1	1	2	3.5	2	2	2	1	0	19	14.3	
at Wake Forest	01/07/2021	*	31:36	6-19	.316	2-9	.222	2-2	1.000	0	3	3	3.4	1	0	0	1	1	16	14.4	
at North Carolina	01/10/2021	*	30:25	5-13	.385	4-9	.444	5-7	.714	0	5	5	3.6	3	2	1	0	0	19	14.9	
at Syracuse	01/17/2021	*	14:50	0-4	.000	0-3	.000	0-0	.000	0	0	0	3.3	2	0	2	0	1	0	13.5	
at Pittsburgh	01/21/2021	*	34:59	8-24	.333	5-18	.278	0-0	.000	0	4	4	3.3	1	3	3	0	2	21	14.2	
at Louisville	01/26/2021	*	27:10	6-13	.462	4-7	.571	3-3	1.000	0	3	3	3.3	4	1	1	0	0	19	14.5	
Georgia Tech	01/28/2021	*	34:49	5-12	.417	2-7	.286	4-5	.800	0	1	1	3.1	1	2	0	0	0	16	14.6	
Florida St.	02/07/2021	*	31:03	5-11	.455	0-4	.000	2-2	1.000	0	3	3	3.1	1	4	2	0	3	12	14.5	
Virginia Tech	02/11/2021	*	33:04	6-16	.375	3-13	.231	0-0	.000	0	3	3	3.1	4	2	2	0	1	15	14.5	
Totals			16	463:21	80-221	.362	41-142	.289	31-40	.775	7	43	50	3.1	31	25	28	2	18	232	14.5


### Player Averages

Games Played	Minutes/game	Points/game	FG Pct	3FG Pct	FT Pct	Rebounds/game	Assists/game	Turnovers/game	Assist/Turnover ratio	Steals/game	Blocks/game
16	29.0	14.5	36.2	28.9	77.5	3.1	1.6	1.8	0.9	1.1	0.1

## CAREER STATS

				Field Goals		3-Point		F-Throws		Rebounds										Scoring	
SEASON	TEAM	GP-GS	MIN/AVG	FG-FGA	FG%	3FG-FGA	3FG%	FT-FTA	FT%	OFF	DEF	TOT	AVG	PF-FO	AST	TO	BLK	STL	PTS	AVG	
2017-18	Miami	31-0	599/19.3	80-221	.362	51-155	.329	37-50	.740	11	57	68	2.2	49-0	39	49	1	25	248	8.0	
2018-19	Miami	34-20	792/23.3	94-248	.379	67-179	.374	11-18	.611	7	71	78	2.3	66-0	60	50	5	26	266	7.8	
2019-20	Miami	30-29	831/27.7	118-299	.395	74-206	.359	31-43	.721	6	62	68	2.3	61-2	72	59	8	27	341	11.4	
2020-21	Miami	16-16	463/29.0	80-221	.362	41-142	.289	31-40	.775	7	43	50	3.1	31-0	25	28	2	18	232	14.5	
TOTAL		111-65	2685/24.2	372-989	.376	233-682	.342	110-151	.728	31	233	264	2.4	207-2	196	186	16	96	1087	9.8	





**F • Brianna Jackson**  
So. • 6-3 • Virginia Beach, Va.

21

- Started 16 games as a freshman, stepping up after Beatrice Mompremier missed time due to injury
- Ranked sixth in the ACC in blocked shots (1.30 per game) in 2019-20, a number that increased to 1.75 (third in ACC) in conference games only
- One of three freshman to earn a start and the only freshman to start more than 10 games
- Totaled six double-digit scoring games in 2019-20
- Named the Virginia Class 5 State Player of the Year as a senior
- Won the state title all four years of high school

## PLAYER HIGHS

### Minutes

20-21 ..... 21, 2x, last vs. FAU (12/3/20)  
Career.....32, at Florida St (1/26/20)

### Points

20-21 ..... 14, vs. Jacksonville (11/25/20)  
Career.. 14, 2x, last vs. Jacksonville (11/25/20)

### Rebounds

20-21 ..... 9, vs. Jacksonville (11/25/20)  
Career.....10, vs. Florida State (1/5/20)

### Assists

20-21 ..... 2, vs. North Florida (11/28/20)  
Career..2, 3x, last vs. North Florida (11/28/20)

### Steals

20-21 ..... 1, 5x, last vs. Georgia Tech (1/28/21)  
Career.....4, vs. NC State (2/20/20)

### Blocks

20-21 ..... 1, 4x, last vs. NC State (12/20/20)  
Career.....5, at Florida St (1/26/20)

### Field Goals Made

20-21 ..... 5, vs. Jacksonville (11/25/20)  
Career..6, 2x, last at Wake Forest (2/27/20)

### Field Goals Attempted

20-21 ..... 7, vs. FAU (12/3/20)  
Career.....13, vs. Florida State (1/5/20)

### 3-Point Field Goals Made

20-21 ..... 1, vs. Jackson St. (11/10/19)  
Career.....1, vs. Jackson St. (11/10/19)

### 3-Point Field Goals Attempted

20-21 ..... 1, 2x, last vs. FAU (12/3/20)  
Career.....2, vs. Jackson St. (11/10/19)

### Free Throws Made

20-21 ..... 6, vs. FAU (12/3/20)  
Career.....6, vs. FAU (12/3/20)

### Free Throws Attempted

20-21 ..... 6, vs. FAU (12/3/20)  
Career.....6, 2x, last vs. FAU (12/3/20)

### Double-Doubles

20-21 .....  
Career.....1

### Double-Digit Game

20-21 ..... 2  
Career.....8

## 2020-21 game-by-game

Opponent	Date	GS	MIN	Total		3-Pointers		Free throws		Rebounds				PF	A	T/O	BLK	STL	PTS	AVG
				FG-FGA	PCT	3FG-3FGA	PCT	FT-FTA	PCT	OFF	DEF	TOT	AVG							
Jacksonville	11/25/2020	*	21:30	5-6	.833	0-1	.000	4-5	.800	3	6	9	9.0	4	0	1	1	1	14	14.0
North Florida	11/28/2020	*	16:48	1-4	.250	0-0	.000	1-1	1.000	3	5	8	8.5	1	2	1	1	1	3	8.5
Fla. Atlantic	12/03/2020	*	21:03	3-7	.429	0-1	.000	6-6	1.000	3	4	7	8.0	3	0	2	1	0	12	9.7
Syracuse	12/10/2020	*	07:48	1-3	.333	0-0	.000	2-2	1.000	1	0	1	6.3	1	0	0	0	1	4	8.3
North Carolina	12/14/2020		01:51	0-0	.000	0-0	.000	0-0	.000	0	0	0	5.0	2	0	0	0	0	0	6.6
at NC State	12/20/2020		04:42	0-2	.000	0-1	.000	0-0	.000	0	0	0	4.2	0	0	1	1	0	0	5.5
Clemson	01/03/2021		02:28	0-0	.000	0-0	.000	0-0	.000	0	0	0	3.6	1	0	0	0	0	0	4.7
at North Carolina	01/10/2021		03:42	0-1	.000	0-0	.000	0-0	.000	0	0	0	3.1	1	0	0	0	0	0	4.1
at Syracuse	01/17/2021		01:35	0-0	.000	0-0	.000	0-0	.000	0	1	1	2.9	0	0	0	0	0	0	3.7
at Louisville	01/26/2021		02:37	1-1	1.000	0-0	.000	0-0	.000	0	0	0	2.6	2	0	0	0	1	2	3.5
<b>Totals</b>			<b>4 84:04</b>	<b>11-24</b>	<b>.458</b>	<b>0-3</b>	<b>.000</b>	<b>13-14</b>	<b>.929</b>	<b>10</b>	<b>16</b>	<b>26</b>	<b>2.6</b>	<b>15</b>	<b>2</b>	<b>5</b>	<b>4</b>	<b>4</b>	<b>35</b>	<b>3.5</b>

### Player Averages

Games Played	Minutes/ game	Points/ game	FG Pct	3FG Pct	FT Pct	Rebounds/ game	Assists/ game	Turnovers/ game	Assist/Turnover ratio	Steals/ game	Blocks/ game
10	8.4	3.5	45.8	0.0	92.9	2.6	0.2	0.5	0.4	0.4	0.4

## CAREER STATS

SEASON	TEAM	GP-GS	MIN/AVG	Field Goals		3-Point		F-Throws		Rebounds				Scoring						
				FG-FGA	FG%	3FG-FGA	3FG%	FT-FTA	FT%	OFF	DEF	TOT	AVG	PF-FO	AST	TO	BLK	STL	PTS	AVG
2019-20	Miami	30-16	507/16.9	56-112	.500	1-6	.167	33-52	.635	46	90	136	4.5	83-4	10	27	39	30	146	4.9
2020-21	Miami	10-4	84/8.4	11-24	.458	0-3	.000	13-14	.929	10	16	26	2.6	15-0	2	5	4	4	35	3.5
<b>TOTAL</b>		<b>40-20</b>	<b>591/14.8</b>	<b>67-136</b>	<b>.493</b>	<b>1-9</b>	<b>.111</b>	<b>46-66</b>	<b>.697</b>	<b>56</b>	<b>106</b>	<b>162</b>	<b>4.1</b>	<b>98-4</b>	<b>12</b>	<b>32</b>	<b>43</b>	<b>34</b>	<b>181</b>	<b>4.5</b>



23

F • Paula Fraile Ruiz

Fr. • 6-4 • Olsea de Serat, Span

- Spent four seasons competing for Segle XXI Barcelona in the LF2 basketball league in Spain
- Averaged 5.0 points and 5.4 rebounds in 2019-20
- Competed at the FIBA U18 Women's European Championships - Division B, helping Spain to a fifth-place showing
- Took home the bronze at the 2016 FIBA U16 Women's European Championship - Division B games
- Participated in the 2020 Basketball Without Borders Global Camp held in Chicago as part of NBA All-Star Weekend

## PLAYER HIGHS

## Minutes

20-21 .....  
Career.....

## Points

20-21 .....  
Career.....

## Rebounds

20-21 .....  
Career.....

## Assists

20-21 .....  
Career.....

## Steals

20-21 .....  
Career.....

## Blocks

20-21 .....  
Career.....

## Field Goals Made

20-21 .....  
Career.....

## Field Goals Attempted

20-21 .....  
Career.....

## 3-Point Field Goals Made

20-21 .....  
Career.....

## 3-Point Field Goals Attempted

20-21 .....  
Career.....

## Free Throws Made

20-21 .....  
Career.....

## Free Throws Attempted

20-21 .....  
Career.....

## Double-Doubles

20-21 .....  
Career.....

## Double-Digit Game

20-21 .....  
Career.....

## 2020-21 game-by-game

## CAREER STATS



**G • Karla Erjavec**  
Jr. • 5-10 • Zagreb, Croatia

25

- Earned her first start as a Hurricane on Sunday against Florida State (2/7)
- Has scored in nine of 11 games played with the Canes
- Tallied a season-high six points on 2-of-3 shooting at UNC (1/10)
- Was granted immediate eligibility on Dec. 16 by the NCAA's blanket waiver
- Transferred to Miami in 2020 after playing two seasons at Wyoming
- Named to the Mountain West All-Freshman Team in 2018-19
- Member of the U18 and U20 National Women's Team in Croatia
- Represented Croatia at the FIBA Women's Eurobasket Qualifiers in Nov. 2020
- Both parents, Mlhaden and Ivana, played basketball professionally and father served an assistant coach for the Croatian national team from 2009-11; 2013.

## PLAYER HIGHS

### Minutes

20-21 ..... 25, vs. Florida State (2/7/21)  
Career..... 42, at San Diego State (1/8/20)\*

### Points

20-21 ..... 6, at UNC (1/10/21)  
Career..... 19, vs. South Alabama (3/24/19)\*

### Rebounds

20-21 ..... 3, vs. Virginia Tech (2/11/21)  
Career..... 8, at New Mexico (12/7/19)\*

### Assists

20-21 ..... 5, vs. Virginia Tech (2/11/21)  
Career..... 10, vs. San Jose State (3/4/19)\*

### Steals

20-21 ..... 1, 4x, last vs. Florida State (2/7/21)  
Career..... 6, vs. Chadron State (11/8/18)\*

### Blocks

20-21 .....  
Career..... 1, vs. San Diego State (3/12/19)\*

### Field Goals Made

20-21 ..... 2, 4x, last vs. Florida State (2/7/21)  
Career..... 7, 2x, last at New Mexico (12/7/19)\*

### Field Goals Attempted

20-21 ..... 8, vs. NC State (12/20/20)  
Career..... 16, vs. San Diego State (1/9/19)\*

### 3-Point Field Goals Made

20-21 ..... 2, at UNC (1/10/21)  
Career..... 3, 2x, last at New Mexico (12/7/19)\*

### 3-Point Field Goals Attempted

20-21 ..... 4, 2x, last vs. Georgia Tech (1/28/21)  
Career..... 7, vs. South Alabama (3/24/19)\*

### Free Throws Made

20-21 .....  
Career..... 6, vs. Colorado (11/17/19)\*

### Free Throws Attempted

20-21 .....  
Career..... 7, vs. Colorado (11/17/19)\*

### Double-Doubles

20-21 .....  
Career..... 1

### Double-Digit Game

20-21 .....  
Career..... 15

## 2020-21 game-by-game

Opponent	Date	GS	MIN	Total		3-Pointers		Free throws		Rebounds				PF	A	T/O	BLK	STL	PTS	AVG
				FG-FGA	PCT	3FG-3FGA	PCT	FT-FTA	PCT	OFF	DEF	TOT	AVG							
at NC State	12/20/2020		24:18	1-8	.125	1-4	.250	0-0	.000	0	0	0	0.0	0	2	1	0	1	3	3.0
Notre Dame	12/31/2020		19:21	1-5	.200	0-3	.000	0-0	.000	1	1	2	1.0	0	2	1	0	1	2	2.5
Clemson	01/03/2021		12:42	1-3	.333	1-3	.333	0-0	.000	0	1	1	1.0	2	1	0	0	1	3	2.7
at Wake Forest	01/07/2021		15:13	0-2	.000	0-0	.000	0-0	.000	0	0	0	0.8	1	1	2	0	0	0	2.0
at North Carolina	01/10/2021		18:50	2-3	.667	2-3	.667	0-0	.000	0	2	2	1.0	1	2	2	0	0	6	2.8
at Syracuse	01/17/2021		14:34	1-1	1.000	0-0	.000	0-0	.000	0	0	0	0.8	3	0	4	0	1	2	2.7
at Pittsburgh	01/21/2021		19:17	2-5	.400	1-2	.500	0-0	.000	0	1	1	0.9	0	0	0	0	1	5	3.0
at Louisville	01/26/2021		17:40	1-3	.333	1-2	.500	0-0	.000	0	1	1	0.9	1	3	0	0	0	3	3.0
Georgia Tech	01/28/2021		18:60	2-5	.400	1-4	.250	0-0	.000	0	0	0	0.8	2	0	1	0	0	5	3.2
Florida St.	02/07/2021	*	24:55	2-3	.667	0-1	.000	0-0	.000	0	0	0	0.7	2	3	1	0	1	4	3.3
Virginia Tech	02/11/2021	*	34:44	0-6	.000	0-3	.000	0-0	.000	0	3	3	0.9	2	5	1	0	0	0	3.0
<b>Totals</b>		<b>2</b>	<b>220:33</b>	<b>13-44</b>	<b>.295</b>	<b>7-25</b>	<b>.280</b>	<b>0-0</b>	<b>.000</b>	<b>1</b>	<b>9</b>	<b>10</b>	<b>0.9</b>	<b>14</b>	<b>19</b>	<b>13</b>	<b>0</b>	<b>6</b>	<b>33</b>	<b>3.0</b>

### Player Averages

Games Played	Minutes/ game	Points/ game	FG Pct	3FG Pct	FT Pct	Rebounds/ game	Assists/ game	Turnovers/ game	Assist/Turnover ratio	Steals/ game	Blocks/ game
11	20.1	3.0	29.5	28.0	0.0	0.9	1.7	1.2	1.5	0.5	0.0

## CAREER STATS

				Field Goals		3-Point		F-Throws		Rebounds				Scoring						
SEASON	TEAM	GP-GS	MIN/AVG	FG-FGA	FG%	3FG-FGA	3FG%	FT-FTA	FT%	OFF	DEF	TOT	AVG	PF-FO	AST	TO	BLK	STL	PTS	AVG
2018-19	UW	34-34	1073/31.5	117-297	.394	33-99	.333	35-46	.761	7	82	89	2.6	58-0	124	90	6	28	302	8.9
2019-20	UW	22-18	592/26.9	49-148	.331	17-55	.309	23-28	.821	4	63	67	3.0	31-0	70	44	3	9	138	6.3
2020-21	Miami	11-2	221/20.1	13-44	.295	7-25	.280	0-0	.000	1	9	10	0.9	14-0	19	13	0	6	33	3.0
<b>TOTAL FOR Miami</b>		<b>11-2</b>	<b>221/20.1</b>	<b>13-44</b>	<b>.295</b>	<b>7-25</b>	<b>.280</b>	<b>0-0</b>	<b>.000</b>	<b>1</b>	<b>9</b>	<b>10</b>	<b>0.9</b>	<b>14-0</b>	<b>19</b>	<b>13</b>	<b>0</b>	<b>6</b>	<b>33</b>	<b>3.0</b>
<b>TOTAL</b>		<b>67-54</b>	<b>1885/28.1</b>	<b>179-489</b>	<b>.366</b>	<b>57-179</b>	<b>.318</b>	<b>58-74</b>	<b>.784</b>	<b>12</b>	<b>154</b>	<b>166</b>	<b>2.5</b>	<b>103-0</b>	<b>213</b>	<b>147</b>	<b>9</b>	<b>43</b>	<b>473</b>	<b>7.1</b>



**F • Naomi Mbandu**  
Jr. • 6-2 • Tarbes, France

- Tallied her first career double-double with 17 points and 11 rebounds at No. 1 Louisville, setting new career highs in both categories
- Recorded her first double-digit game at Miami with 16 points at Wake Forest along with three rebounds and two assists
- Earned her first career start as a Cane against Notre Dame (12/31)
- Considered the No. 2 junior college prospect by ASGR Basketball
- Spent two seasons at Gulf Coast State College, helping the Commodores to the NJCAA Division I Women's Basketball national championship title in 2019
- Represented France at the 2019 FIBA U20 Women's European Championship, helping the team to a third-place finish
- Former teammate of current Miami player, Kenza Salgues, at Le Centre Fédéral de Basketball in Paris, France

# 35

## PLAYER HIGHS

### Minutes

20-21 ..... 32, vs. Georgia Tech (1/28/21)  
Career..... 32, vs. Georgia Tech (1/28/21)

### Points

20-21 ..... 17, at Louisville (1/26/21)  
Career..... 17, at Louisville (1/26/21)

### Rebounds

20-21 ..... 11, at Louisville (1/26/21)  
Career..... 11, at Louisville (1/26/21)

### Assists

20-21 ... 4, 2x, last vs. Florida State (2/7/21)  
Career... 4, 2x, last vs. Florida State (2/7/21)

### Steals

20-21 ... 2, 6x, last vs. Georgia Tech (1/28/21)  
Career... 2, 6x, last vs. Georgia Tech (1/28/21)

### Blocks

20-21 ..... 1, 2x, last at Pittsburgh (1/21/21)  
Career..... 1, 2x, last at Pittsburgh (1/21/21)

### Field Goals Made

20-21 ..... 7, vs. Florida State (2/7/21)  
Career..... 7, vs. Florida State (2/7/21)

### Field Goals Attempted

20-21 ..... 12, at Pittsburgh (1/21/21)  
Career..... 12, at Pittsburgh (1/21/21)

### 3-Point Field Goals Made

20-21 ..... 2, at Pittsburgh (1/21/21)  
Career..... 2, at Pittsburgh (1/21/21)

### 3-Point Field Goals Attempted

20-21 ..... 4, 2x, last at Pittsburgh (1/21/21)  
Career..... 4, 2x, last at Pittsburgh (1/21/21)

### Free Throws Made

20-21 ..... 5, 3x, last at Louisville (1/26/21)  
Career..... 5, 3x, last at Louisville (1/26/21)

### Free Throws Attempted

20-21 ..... 8, at Syracuse (1/17/21)  
Career..... 8, at Syracuse (1/17/21)

### Double-Doubles

20-21 ..... 1, at Louisville (1/26/21)  
Career..... 1, at Louisville (1/26/21)

### Double-Digit Game

20-21 ..... 5  
Career..... 5

## 2020-21 game-by-game

Opponent	Date	GS	MIN	Total		3-Pointers		Free throws		Rebounds				PF	A	T/O	BLK	STL	PTS	AVG	
				FG-FGA	PCT	3FG-3FGA	PCT	FT-FTA	PCT	OFF	DEF	TOT	AVG								
Jacksonville	11/25/2020		15:22	0-2	.000	0-2	.000	0-0	.000	1	1	2	2.0	1	1	2	0	2	0	0.0	
North Florida	11/28/2020		18:23	3-8	.375	0-4	.000	0-0	.000	0	1	1	1.5	1	1	0	0	1	6	3.0	
Fla. Atlantic	12/03/2020		14:38	1-1	1.000	0-0	.000	1-2	.500	1	3	4	2.3	2	0	2	0	0	3	3.0	
Syracuse	12/10/2020		21:44	2-7	.286	0-0	.000	2-2	1.000	0	5	5	3.0	2	1	2	0	1	6	3.8	
North Carolina	12/14/2020		23:15	1-4	.250	1-3	.333	4-4	1.000	1	2	3	3.0	0	1	1	0	2	7	4.4	
at NC State	12/20/2020		26:53	1-1	1.000	1-1	1.000	1-2	.500	2	2	4	3.2	2	1	2	0	0	4	4.3	
Notre Dame	12/31/2020	*	27:31	2-4	.500	0-0	.000	0-0	.000	1	2	3	3.1	2	2	2	0	2	4	4.3	
Clemson	01/03/2021	*	23:42	3-8	.375	0-1	.000	1-1	1.000	1	6	7	3.6	3	4	3	0	1	7	4.6	
at Wake Forest	01/07/2021	*	28:46	6-11	.545	1-2	.500	3-4	.750	2	1	3	3.6	3	2	0	0	0	16	5.9	
at North Carolina	01/10/2021	*	29:26	3-5	.600	1-2	.500	0-0	.000	0	8	8	4.0	2	3	2	1	1	7	6.0	
at Syracuse	01/17/2021	*	22:45	2-4	.500	0-0	.000	5-8	.625	2	2	4	4.0	3	2	1	0	1	9	6.3	
at Pittsburgh	01/21/2021	*	32:38	4-12	.333	2-4	.500	5-6	.833	4	3	7	4.3	2	2	0	1	2	15	7.0	
at Louisville	01/26/2021	*	29:07	6-9	.667	0-0	.000	5-5	1.000	6	5	11	4.8	4	1	5	0	2	17	7.8	
Georgia Tech	01/28/2021	*	31:59	5-9	.556	1-2	.500	0-0	.000	1	3	4	4.7	4	2	3	0	2	11	8.0	
Florida St.	02/07/2021	*	30:08	7-11	.636	1-2	.500	1-1	1.000	1	6	7	4.9	3	4	1	0	1	16	8.5	
Virginia Tech	02/11/2021	*	28:25	2-6	.333	0-3	.000	2-2	1.000	1	2	3	4.8	2	0	1	0	1	6	8.4	
Totals			10	404:42	48-102	.471	8-26	.308	30-37	.811	24	52	76	4.8	36	27	27	2	19	134	8.4

### Player Averages

Games Played	Minutes/game	Points/game	FG Pct	3FG Pct	FT Pct	Rebounds/game	Assists/game	Turnovers/game	Assist/Turnover ratio	Steals/game	Blocks/game
16	25.3	8.4	47.1	30.8	81.1	4.8	1.7	1.7	1.0	1.2	0.1

## CAREER STATS

				Field Goals		3-Point		F-Throws		Rebounds				Scoring						
SEASON	TEAM	GP-GS	MIN/AVG	FG-FGA	FG%	3FG-FGA	3FG%	FT-FTA	FT%	OFF	DEF	TOT	AVG	PF-FO	AST	TO	BLK	STL	PTS	AVG
2020-21	Miami	16-10	405/25.3	48-102	.471	8-26	.308	30-37	.811	24	52	76	4.8	36-0	27	27	2	19	134	8.4
<b>TOTAL</b>		<b>16-10</b>	<b>405/25.3</b>	<b>48-102</b>	<b>.471</b>	<b>8-26</b>	<b>.308</b>	<b>30-37</b>	<b>.811</b>	<b>24</b>	<b>52</b>	<b>76</b>	<b>4.8</b>	<b>36-0</b>	<b>27</b>	<b>27</b>	<b>2</b>	<b>19</b>	<b>134</b>	<b>8.4</b>





**C • Sydney Roby**  
So. • 6-3 • Milwaukee, Wis.

- Has tallied a bucket in nine of 15 games this season
- Recorded her best game of the season against Clemson, tallying 10 points on 4-of-5 shooting for her third career double-digit game
- Earned her first start of the season against North Carolina (12/14)
- Totaled a season-high seven points and five rebound against Syracuse (12/10)
- Checked in among the Top 65 nationally in the Class of 2019 according to ASGR Basketball, ProspectsNation.com and ESPNW HoopGurlz
- Mother, Essie Washington, played basketball at Grambling State and Howard University before playing professionally for the Virginia Wave of the WABA
- Cousin, Ericka Haney, started on Notre Dame's 2001 national championship team

44

## PLAYER HIGHS

### Minutes

20-21 ..... 14, vs. Clemson (1/3/21)  
Career..... 17, 3x, last at UNC (1/16/20)

### Points

20-21 ..... 10, vs. Clemson (1/3/21)  
Career..... 11, vs. Miami (OH) (11/30/19)

### Rebounds

20-21 ..... 5, 2x, last vs. Clemson (1/3/21)  
Career..... 5, 3x, last vs. Clemson (1/3/21)

### Assists

20-21 ..... 1, 2x, last vs. Syracuse (12/10/20)  
Career... 1, 6x, last vs. Syracuse (12/10/20)

### Steals

20-21 ..... 2, vs. Syracuse (12/10/20)  
Career..... 2, vs. Syracuse (12/10/20)

### Blocks

20-21 ..... 2, vs. North Florida (11/28/20)  
Career... 3, 2x, last vs. Wake Forest (12/29/19)

### Field Goals Made

20-21 ..... 4, vs. Clemson (1/3/21)  
Career..... 5, vs. Miami (OH) (11/30/19)

### Field Goals Attempted

20-21 ..... 5, vs. Clemson (1/3/21)  
Career..... 5, 2x, last vs. Clemson (1/3/21)

### 3-Point Field Goals Made

20-21 ..... N/A  
Career..... N/A

### 3-Point Field Goals Attempted

20-21 ..... N/A  
Career..... N/A

### Free Throws Made

20-21 ..... 3, vs. Syracuse (12/10/20)  
Career..... 4, 2x, last at UNC (1/16/20)

### Free Throws Attempted

20-21 ..... 4, 3x, last vs. Syracuse (12/10/20)  
Career..... 7, vs. Jackson St. (11/10/19)

### Double-Doubles

20-21 ..... N/A  
Career..... N/A

### Double-Digit Game

20-21 ..... 1  
Career..... 3

## 2020-21 game-by-game

Opponent	Date	GS	MIN	Total		3-Pointers		Free throws		Rebounds				PF	A	T/O	BLK	STL	PTS	AVG
				FG-FGA	PCT	3FG-3FGA	PCT	FT-FTA	PCT	OFF	DEF	TOT	AVG							
North Florida	11/28/2020		07:45	0-0	.000	0-0	.000	1-4	.250	1	0	1	1.0	1	0	1	2	0	1	1.0
Fla. Atlantic	12/03/2020		07:47	0-1	.000	0-0	.000	2-4	.500	1	1	2	1.5	2	1	1	0	0	2	1.5
Syracuse	12/10/2020		12:10	2-4	.500	0-0	.000	3-4	.750	4	1	5	2.7	4	1	0	1	2	7	3.3
North Carolina	12/14/2020	*	06:20	1-4	.250	0-0	.000	0-0	.000	1	0	1	2.3	4	0	3	0	1	2	3.0
at NC State	12/20/2020		02:46	1-1	1.000	0-0	.000	0-2	.000	1	1	2	2.2	2	0	0	0	0	2	2.8
Notre Dame	12/31/2020		10:56	0-2	.000	0-0	.000	0-0	.000	1	1	2	2.2	2	0	0	0	0	0	2.3
Clemson	01/03/2021		14:15	4-5	.800	0-0	.000	2-2	1.000	1	4	5	2.6	1	0	0	1	1	10	3.4
at Wake Forest	01/07/2021		10:51	0-0	.000	0-0	.000	0-0	.000	1	1	2	2.5	3	0	1	0	0	0	3.0
at North Carolina	01/10/2021		08:02	1-4	.250	0-0	.000	0-0	.000	1	3	4	2.7	1	0	1	0	1	2	2.9
at Syracuse	01/17/2021		09:52	1-3	.333	0-0	.000	1-3	.333	1	2	3	2.7	0	0	0	0	0	3	2.9
at Pittsburgh	01/21/2021		05:37	1-3	.333	0-0	.000	0-0	.000	2	0	2	2.6	1	0	1	0	0	2	2.8
at Louisville	01/26/2021		08:16	2-3	.667	0-0	.000	1-1	1.000	1	1	2	2.6	3	0	1	1	0	5	3.0
Georgia Tech	01/28/2021		05:60	1-3	.333	0-0	.000	2-3	.667	1	1	2	2.5	2	0	0	1	0	4	3.1
Florida St.	02/07/2021		05:01	0-1	.000	0-0	.000	0-0	.000	0	0	0	2.4	1	0	0	1	0	0	2.9
Virginia Tech	02/11/2021		06:35	0-1	.000	0-0	.000	0-0	.000	0	0	0	2.2	4	0	0	1	0	0	2.7
<b>Totals</b>		<b>1</b>	<b>122:13</b>	<b>14-35</b>	<b>.400</b>	<b>0-0</b>	<b>.000</b>	<b>12-23</b>	<b>.522</b>	<b>17</b>	<b>16</b>	<b>33</b>	<b>2.2</b>	<b>31</b>	<b>2</b>	<b>9</b>	<b>8</b>	<b>5</b>	<b>40</b>	<b>2.7</b>

### Player Averages

Games Played	Minutes/game	Points/game	FG Pct	3FG Pct	FT Pct	Rebounds/game	Assists/game	Turnovers/game	Assist/Turnover ratio	Steals/game	Blocks/game
15	8.1	2.7	40.0	0.0	52.2	2.2	0.1	0.6	0.2	0.3	0.5

## CAREER STATS

				Field Goals		3-Point		F-Throws		Rebounds				Scoring						
SEASON	TEAM	GP-GS	MIN/AVG	FG-FGA	FG%	3FG-FGA	3FG%	FT-FTA	FT%	OFF	DEF	TOT	AVG	PF-FO	AST	TO	BLK	STL	PTS	AVG
2019-20	Miami	29-2	252/8.7	24-49	.490	0-0	.000	30-54	.556	24	23	47	1.6	59-1	4	19	18	4	78	2.7
2020-21	Miami	15-1	122/8.1	14-35	.400	0-0	.000	12-23	.522	17	16	33	2.2	31-0	2	9	8	5	40	2.7
<b>TOTAL</b>		<b>44-3</b>	<b>375/8.5</b>	<b>38-84</b>	<b>.452</b>	<b>0-0</b>	<b>.000</b>	<b>42-77</b>	<b>.545</b>	<b>41</b>	<b>39</b>	<b>80</b>	<b>1.8</b>	<b>90-1</b>	<b>6</b>	<b>28</b>	<b>26</b>	<b>9</b>	<b>118</b>	<b>2.7</b>



## 2020-21 STATS

### Game Records

Record	Overall	Home	Away	Neutral
ALL GAMES	8-8	6-4	2-4	0-0
CONFERENCE	5-8	3-4	2-4	0-0
NON-CONFERENCE	3-0	3-0	0-0	0-0

### Score by Periods

Team	1st	2nd	3rd	4th	OT	TOT
Miami (FL)	232	261	308	259	0	1060
Opponents	305	235	284	252	0	1076

### Team Box Score

No.	Player				Total		3-Point		F-Throw		Rebounds											
		GP-GS	MIN	AVG	FG-FGA	FG%	3FG-FGA	3FG%	FT-FTA	FT%	OFF	DEF	TOT	AVG	PF	DQ	A	TO	BLK	STL	PTS	AVG
20	MARSHALL, Kelsey	16-16	463:21	29.0	80-221	.362	41-142	.289	31-40	.775	7	43	50	3.1	31	0	25	28	2	18	232	14.5
4	BANKS, Endia	16-10	482:48	30.2	68-150	.453	12-40	.300	15-28	.536	17	48	65	4.1	22	0	57	34	0	16	163	10.2
35	MBANDU, Naomi	16-10	404:42	25.3	48-102	.471	8-26	.308	30-37	.811	24	52	76	4.8	36	0	27	27	2	19	134	8.4
3	HARDEN, Destiny	16-15	318:48	19.9	46-106	.434	13-39	.333	27-46	.587	22	60	82	5.1	28	0	20	28	6	18	132	8.3
13	MASON, Taylor	16-14	448:29	28.0	45-134	.336	7-30	.233	30-48	.625	23	55	78	4.9	23	0	36	37	0	19	127	7.9
14	GONY, Nyayongah	16-0	181:28	11.3	20-53	.377	12-39	.308	9-12	.750	14	10	24	1.5	18	0	3	19	0	6	61	3.8
15	HUSTON, Jamir	15-2	177:43	11.8	22-57	.386	0-0	.000	9-19	.474	20	10	30	2.0	22	0	4	9	2	6	53	3.5
21	JACKSON, Brianna	10-4	84:04	8.4	11-24	.458	0-3	.000	13-14	.929	10	16	26	2.6	15	0	2	5	4	4	35	3.5
1	SIDI BABA, Moulayna Johnson	15-6	295:50	19.7	16-65	.246	5-28	.179	13-18	.722	14	40	54	3.6	15	0	6	11	2	4	50	3.3
25	ERJAVEC, Karla	11-2	220:33	20.1	13-44	.295	7-25	.280	0-0	.000	1	9	10	0.9	14	0	19	13	0	6	33	3.0
44	ROBY, Sydnee	15-1	122:13	8.1	14-35	.400	0-0	.000	12-23	.522	17	16	33	2.2	31	0	2	9	8	5	40	2.7
Team											36	43	79				5					
Total		16	3200		383-991	.386	105-372	.282	189-285	.663	205	402	607	37.9	255	0	201	225	26	121	1060	66.3
Opponents		16	3200		410-985	.416	116-391	.297	140-213	.657	201	447	648	40.5	275	4	225	262	51	101	1076	67.3

### Team Statistics

	MIAMI	OPP
<b>Scoring</b>		
Points per game	66.3	67.3
Scoring margin	-1.0	-
<b>Field goals-att</b>		
Field goal pct	.386	.416
<b>3 point fg-att</b>		
3-point FG pct	.282	.297
3-pt FG made per game	6.6	7.3
<b>Free throws-att</b>		
Free throw pct	.663	.657
F-Throws made per game	11.8	8.8
<b>Rebounds</b>		
Rebounds per game	37.9	40.5
Rebounding margin	-2.6	-
<b>Assists</b>		
Assists per game	12.6	14.1
<b>Turnovers</b>		
Turnovers per game	14.1	16.4
Turnover margin	+2.3	-
Assist/turnover ratio	0.9	0.9
<b>Steals</b>		
Steals per game	7.6	6.3
<b>Blocks</b>		
Blocks per game	1.6	3.2
<b>Winning streak</b>		
Home win streak	0	-
<b>Attendance</b>		
Home games-Avg/Game	10-0	6-530
Neutral site-Avg/Game	-	0-0

### Team Results

Date	Opponent		Score	Att.
11/25/2020	Jacksonville	W	74-58	0
11/28/2020	North Florida	W	81-39	0
12/03/2020	Fla. Atlantic	W	73-61	0
12/10/2020	Syracuse	L	58-69	0
12/14/2020	North Carolina	W	67-63	0
12/20/2020	at NC State	L	47-78	25
12/31/2020	Notre Dame	L	60-71	0
01/03/2021	Clemson	W	80-71	0
01/07/2021	at Wake Forest	L	60-63	0
01/10/2021	at North Carolina	W	69-59	0
01/17/2021	at Syracuse	L	64-99	0
01/21/2021	at Pittsburgh	W	72-68	500
01/26/2021	at Louisville	L	76-79	2653
01/28/2021	Georgia Tech	L	56-70	0
02/07/2021	Florida St.	W	68-53	0
02/11/2021	Virginia Tech	L	55-75	0



## 2020-21 ACC STATS

### Game Records

Record	Overall	Home	Away	Neutral
ALL GAMES	5-8	3-4	2-4	0-0
CONFERENCE	5-8	3-4	2-4	0-0
NON-CONFERENCE	0-0	0-0	0-0	0-0

### Score by Periods

Team	1st	2nd	3rd	4th	OT	TOT
Miami (FL)	175	208	239	210	0	832
Opponents	260	205	233	220	0	918

### Team Box Score

No.	Player				Total		3-Point		F-Throw		Rebounds												
		GP-GS	MIN	AVG	FG-FGA	FG%	3FG-FGA	3FG%	FT-FTA	FT%	OFF	DEF	TOT	AVG	PF	DQ	A	TO	BLK	STL	PTS	AVG	
20	MARSHALL, Kelsey	13-13	372:28	28.7	64-185	.346	31-116	.267	17-23	.739	5	33	38	2.9	25	0	17	20	2	13	176	13.5	
4	BANKS, Endia	13-10	411:11	31.6	58-128	.453	10-34	.294	12-23	.522	13	40	53	4.1	17	0	49	26	0	16	138	10.6	
35	MBANDU, Naomi	13-10	356:19	27.4	44-91	.484	8-20	.400	29-35	.829	22	47	69	5.3	32	0	25	23	2	16	125	9.6	
13	MASON, Taylor	13-11	356:18	27.4	35-106	.330	6-25	.240	21-35	.600	20	39	59	4.5	20	0	24	30	0	15	97	7.5	
3	HARDEN, Destiny	13-12	243:19	18.7	34-81	.420	11-32	.344	18-33	.545	16	45	61	4.7	23	0	12	22	5	12	97	7.5	
14	GONY, Nyayongah	13-0	151:26	11.6	18-46	.391	11-34	.324	7-10	.700	13	9	22	1.7	15	0	3	16	0	3	54	4.2	
15	HUSTON, Jamir	12-2	144:08	12.0	18-47	.383	0-0	.000	9-19	.474	15	9	24	2.0	16	0	3	6	2	5	45	3.8	
25	ERJAVEC, Karla	11-2	220:33	20.1	13-44	.295	7-25	.280	0-0	.000	1	9	10	0.9	14	0	19	13	0	6	33	3.0	
44	ROBY, Sydnee	13-1	106:42	8.2	14-34	.412	0-0	.000	9-15	.600	15	15	30	2.3	28	0	1	7	6	5	37	2.8	
1	SIDI BABA, Moulayna Johnson	12-3	212:54	17.7	8-38	.211	2-18	.111	6-9	.667	9	25	34	2.8	13	0	6	7	1	4	24	2.0	
21	JACKSON, Brianna	7-1	24:43	3.5	2-7	.286	0-1	.000	2-2	1.000	1	1	2	0.3	7	0	0	1	1	2	6	0.9	
Team											26	34	60					5					
Total		13	2600		308-807	.382	86-305	.282	130-204	.637	156	306	462	35.5	210	0	159	176	19	97	832	64.0	
Opponents		13	2600		347-803	.432	100-314	.318	124-184	.674	170	379	549	42.2	214	2	195	208	39	80	918	70.6	

### Team Statistics

	MIAMI	OPP
<b>Scoring</b>	<b>832</b>	<b>918</b>
Points per game	64.0	70.6
Scoring margin	-6.6	-
<b>Field goals-att</b>	<b>308-807</b>	<b>347-803</b>
Field goal pct	.382	.432
<b>3 point fg-att</b>	<b>86-305</b>	<b>100-314</b>
3-point FG pct	.282	.318
3-pt FG made per game	6.6	7.7
<b>Free throws-att</b>	<b>130-204</b>	<b>124-184</b>
Free throw pct	.637	.674
F-Throws made per game	10.0	9.5
<b>Rebounds</b>	<b>462</b>	<b>549</b>
Rebounds per game	35.5	42.2
Rebounding margin	-6.7	-
<b>Assists</b>	<b>159</b>	<b>195</b>
Assists per game	12.2	15.0
<b>Turnovers</b>	<b>176</b>	<b>208</b>
Turnovers per game	13.5	16.0
Turnover margin	+2.5	-
Assist/turnover ratio	0.9	0.9
<b>Steals</b>	<b>97</b>	<b>80</b>
Steals per game	7.5	6.2
<b>Blocks</b>	<b>19</b>	<b>39</b>
Blocks per game	1.5	3.0
<b>Winning streak</b>	<b>0</b>	<b>-</b>
Home win streak	0	-
<b>Attendance</b>	<b>0</b>	<b>3178</b>
Home games-Avg/Game	7-0	6-530
Neutral site-Avg/Game	-	0-0

### Team Results

Date	Opponent		Score	Att.
12/10/2020	Syracuse	L	58-69	0
12/14/2020	North Carolina	W	67-63	0
12/20/2020	at NC State	L	47-78	25
12/31/2020	Notre Dame	L	60-71	0
01/03/2021	Clemson	W	80-71	0
01/07/2021	at Wake Forest	L	60-63	0
01/10/2021	at North Carolina	W	69-59	0
01/17/2021	at Syracuse	L	64-99	0
01/21/2021	at Pittsburgh	W	72-68	500
01/26/2021	at Louisville	L	76-79	2653
01/28/2021	Georgia Tech	L	56-70	0
02/07/2021	Florida St.	W	68-53	0
02/11/2021	Virginia Tech	L	55-75	0



## MIAMI GAME-BY-GAME

				Total		3-Pointers		Free throws		Rebounds											
Opponent	Date	Score		FG-FGA	PCT	3FG-FGA	PCT	FT-FTA	PCT	OFF	DEF	TOT	AVG	PF	A	TO	BLK	STL	PTS	AVG	
Jacksonville	11/25/2020	74-58	W	22-56	.393	6-23	.261	24-29	.828	14	37	51	51.0	14	16	18	2	6	74	74.0	
North Florida	11/28/2020	81-39	W	33-72	.458	8-21	.381	7-12	.583	18	27	45	48.0	12	15	8	3	10	81	77.5	
Fla. Atlantic	12/03/2020	73-61	W	20-56	.357	5-23	.217	28-40	.700	17	32	49	48.3	19	11	23	2	8	73	76.0	
Syracuse	12/10/2020	58-69	L	19-65	.292	8-25	.320	12-17	.706	16	26	42	46.8	20	11	20	1	12	58	71.5	
North Carolina	12/14/2020	67-63	W	21-66	.318	9-30	.300	16-28	.571	14	32	46	46.6	23	12	11	1	7	67	70.6	
at NC State	12/20/2020	47-78	L	17-62	.274	8-31	.258	5-13	.385	11	18	29	43.7	13	8	12	1	7	47	66.7	
Notre Dame	12/31/2020	60-71	L	23-67	.343	7-28	.250	7-14	.500	16	22	38	42.9	13	11	14	0	9	60	65.7	
Clemson	01/03/2021	80-71	W	33-71	.465	6-24	.250	8-10	.800	16	29	45	43.1	21	16	17	3	6	80	67.5	
at Wake Forest	01/07/2021	60-63	L	22-62	.355	4-18	.222	12-15	.800	11	22	33	42.0	13	10	9	1	7	60	66.7	
at North Carolina	01/10/2021	69-59	W	25-55	.455	10-24	.417	9-19	.474	7	28	35	41.3	12	19	17	1	5	69	66.9	
at Syracuse	01/17/2021	64-99	L	22-54	.407	3-11	.273	17-23	.739	7	15	22	39.5	17	10	12	0	8	64	66.6	
at Pittsburgh	01/21/2021	72-68	W	26-75	.347	10-33	.303	10-12	.833	20	26	46	40.1	8	15	12	2	8	72	67.1	
at Louisville	01/26/2021	76-79	L	28-59	.475	8-18	.444	12-18	.667	12	20	32	39.5	23	11	14	1	6	76	67.8	
Georgia Tech	01/28/2021	56-70	L	21-55	.382	5-22	.227	9-16	.563	9	20	29	38.7	15	10	7	2	3	56	66.9	
Florida St.	02/07/2021	68-53	W	28-56	.500	1-13	.077	11-14	.786	6	24	30	38.1	15	13	16	4	12	68	67.0	
Virginia Tech	02/11/2021	55-75	L	23-60	.383	7-28	.250	2-5	.400	11	24	35	37.9	17	13	15	2	7	55	66.3	
Total		1060		383-991	.386	105-372	.282	189-285	.663	205	402	607	37.9	255	201	225	26	121	1060	66.3	
Opponents		1076		410-985	.416	116-391	.297	140-213	.657	201	447	648	40.5	275	225	262	51	101	1076	67.3	

### Miami (FL) Averages

Games Played	Points/game	FG Pct	3FG Pct	FT Pct	Rebounds/game	Assists/game	Turnovers/game	Assist/Turnover ratio	Steals/game	Blocks/game
16	66.3	38.6	28.2	66.3	37.9	12.6	14.1	0.9	7.6	1.6





## OPPONENT GAME-BY-GAME

Opponent	Date	Score		Total		3-Pointers		Free throws		Rebounds										
				FG-FGA	PCT	3FG-FGA	PCT	FT-FTA	PCT	OFF	DEF	TOT	AVG	PF	A	TO	BLK	STL	PTS	AVG
Jacksonville	11/25/2020	74-58	W	25-68	.368	3-24	.125	5-12	.417	12	24	36	36.0	21	6	11	4	10	58	58.0
North Florida	11/28/2020	81-39	W	16-53	.302	6-27	.222	1-1	1.000	10	21	31	33.5	13	15	24	4	2	39	48.5
Fla. Atlantic	12/03/2020	73-61	W	22-61	.361	7-26	.269	10-16	.625	9	23	32	33.0	27	9	19	4	9	61	52.7
Syracuse	12/10/2020	58-69	L	26-69	.377	8-26	.308	9-17	.529	19	31	50	37.3	14	15	21	5	9	69	56.8
North Carolina	12/14/2020	67-63	W	25-69	.362	3-19	.158	10-22	.455	18	39	57	41.2	20	11	15	5	6	63	58.0
at NC State	12/20/2020	47-78	L	30-56	.536	10-25	.400	8-9	.889	9	39	48	42.3	17	15	18	3	5	78	61.3
Notre Dame	12/31/2020	60-71	L	27-60	.450	8-17	.471	9-14	.643	13	31	44	42.6	16	11	17	3	9	71	62.7
Clemson	01/03/2021	80-71	W	26-61	.426	1-21	.048	18-27	.667	9	23	32	41.3	15	14	12	2	9	71	63.8
at Wake Forest	01/07/2021	60-63	L	24-58	.414	5-17	.294	10-11	.909	12	29	41	41.2	15	10	14	1	2	63	63.7
at North Carolina	01/10/2021	69-59	W	24-76	.316	6-34	.176	5-10	.500	25	25	50	42.1	19	15	18	4	4	59	63.2
at Syracuse	01/17/2021	64-99	L	38-59	.644	17-30	.567	6-10	.600	10	28	38	41.7	19	28	18	4	6	99	66.5
at Pittsburgh	01/21/2021	72-68	W	28-66	.424	8-22	.364	4-5	.800	11	29	40	41.6	13	20	17	8	7	68	66.6
at Louisville	01/26/2021	76-79	L	24-52	.462	10-30	.333	21-27	.778	11	23	34	41.0	22	15	13	0	4	79	67.5
Georgia Tech	01/28/2021	56-70	L	28-61	.459	7-21	.333	7-10	.700	12	29	41	41.0	17	17	8	0	3	70	67.7
Florida St.	02/07/2021	68-53	W	21-58	.362	4-20	.200	7-10	.700	13	25	38	40.8	15	8	23	1	9	53	66.7
Virginia Tech	02/11/2021	55-75	L	26-58	.448	13-32	.406	10-12	.833	8	28	36	40.5	12	16	14	3	7	75	67.3
<b>Total</b>		<b>1076</b>		<b>410-985</b>	<b>.416</b>	<b>116-391</b>	<b>.297</b>	<b>140-213</b>	<b>.657</b>	<b>201</b>	<b>447</b>	<b>648</b>	<b>40.5</b>	<b>275</b>	<b>225</b>	<b>262</b>	<b>51</b>	<b>101</b>	<b>1076</b>	<b>67.3</b>
Miami (FL)		1060		383-991	.386	105-372	.282	189-285	.663	205	402	607	37.9	255	201	225	26	121	1060	66.3

### Opponents Averages

Games Played	Points/game	FG Pct	3FG Pct	FT Pct	Rebounds/game	Assists/game	Turnovers/game	Assist/Turnover ratio	Steals/game	Blocks/game
16	67.3	41.6	29.7	65.7	40.5	14.1	16.4	0.9	6.3	3.2



## INDIVIDUAL GAME HIGHS

### Miami (FL) - Individual Game Highs

POINTS	22	Kelsey Marshall vs Jacksonville (11/25/2020)
	21	Kelsey Marshall at Pittsburgh (01/21/2021)
	21	Kelsey Marshall vs Fla. Atlantic (12/03/2020)
	20	Destiny Harden vs Virginia Tech (02/11/2021)
	20	Endia Banks vs Clemson (01/03/2021)
FIELD GOALS MADE	9	Destiny Harden vs Virginia Tech (02/11/2021)
	9	Endia Banks vs Clemson (01/03/2021)
FIELD GOAL ATTEMPTS	24	Kelsey Marshall at Pittsburgh (01/21/2021)
	19	Kelsey Marshall at Wake Forest (01/07/2021)
	19	Kelsey Marshall at NC State (12/20/2020)
FIELD GOAL PERCENTAGE (min 5 made)	.833 (5-6)	Brianna Jackson vs Jacksonville (11/25/2020)
	.692 (9-13)	Endia Banks vs Clemson (01/03/2021)
3 PT FG MADE	5	Kelsey Marshall at Pittsburgh (01/21/2021)
	5	Kelsey Marshall vs Fla. Atlantic (12/03/2020)
3 PT FG ATTEMPTS	18	Kelsey Marshall at Pittsburgh (01/21/2021)
	13	Kelsey Marshall vs Virginia Tech (02/11/2021)
3 PT FG PERCENTAGE (min 2 made)	1.000 (2-2)	Destiny Harden vs Syracuse (12/10/2020)
	.667 (2-3)	Karla Erjavec at North Carolina (01/10/2021)
	.667 (2-3)	Endia Banks vs Clemson (01/03/2021)
FREE THROWS MADE	9	Kelsey Marshall vs Jacksonville (11/25/2020)
	6	Taylor Mason vs Fla. Atlantic (12/03/2020)
	6	Brianna Jackson vs Fla. Atlantic (12/03/2020)
FREE THROW ATTEMPTS	11	Kelsey Marshall vs Jacksonville (11/25/2020)
	10	Taylor Mason vs Fla. Atlantic (12/03/2020)
FREE THROW PERCENTAGE (min 3 made)	1.000 (6-6)	Brianna Jackson vs Fla. Atlantic (12/03/2020)
	1.000 (5-5)	Naomi Mbandu at Louisville (01/26/2021)
	1.000 (4-4)	Endia Banks vs Florida St. (02/07/2021)
	1.000 (4-4)	Nyayongah Gony at Syracuse (01/17/2021)
	1.000 (4-4)	Naomi Mbandu vs North Carolina (12/14/2020)
	1.000 (4-4)	Kelsey Marshall vs Fla. Atlantic (12/03/2020)
	1.000 (4-4)	Destiny Harden vs Jacksonville (11/25/2020)
REBOUNDS	13	Kelsey Marshall at Louisville (01/26/2021)
	12	Destiny Harden vs Jacksonville (11/25/2020)
	12	Destiny Harden vs Virginia Tech (02/11/2021)
	12	Destiny Harden vs Florida St. (02/07/2021)
	12	Destiny Harden vs North Carolina (12/14/2020)
ASSISTS	8	Endia Banks at North Carolina (01/10/2021)
	6	Endia Banks at Pittsburgh (01/21/2021)
STEALS	5	Kelsey Marshall vs Fla. Atlantic (12/03/2020)
	4	Taylor Mason vs North Florida (11/28/2020)
BLOCKED SHOTS	3	Destiny Harden vs Florida St. (02/07/2021)
	2	Sydnee Roby vs North Florida (11/28/2020)
TURNOVERS	5	Naomi Mbandu at Louisville (01/26/2021)
	5	Taylor Mason at North Carolina (01/10/2021)
	5	Taylor Mason vs Syracuse (12/10/2020)
	5	Nyayongah Gony vs Syracuse (12/10/2020)
	5	Taylor Mason vs Fla. Atlantic (12/03/2020)
	5	Endia Banks vs Jacksonville (11/25/2020)

FOULS	4	Sydnee Roby vs Virginia Tech (02/11/2021)
	4	Kelsey Marshall vs Virginia Tech (02/11/2021)
	4	Naomi Mbandu vs Georgia Tech (01/28/2021)
	4	Kelsey Marshall at Louisville (01/26/2021)
	4	Naomi Mbandu at Louisville (01/26/2021)
	4	Moulayna Johnson Sidi Baba at Louisville (01/26/2021)
	4	Endia Banks vs Clemson (01/03/2021)
	4	Destiny Harden vs Notre Dame (12/31/2020)
	4	Taylor Mason vs North Carolina (12/14/2020)
	4	Sydnee Roby vs North Carolina (12/14/2020)
	4	Sydnee Roby vs Syracuse (12/10/2020)
	4	Destiny Harden vs Syracuse (12/10/2020)
	4	Destiny Harden vs Fla. Atlantic (12/03/2020)
	4	Brianna Jackson vs Jacksonville (11/25/2020)
	4	

### Opponent - Individual Game Highs

POINTS	26	Priscilla Williams at Syracuse (01/17/2021)
	23	Iggy Allen vs Fla. Atlantic (12/03/2020)
	22	Ivana Raca at Wake Forest (01/07/2021)
	22	Delicia Washington vs Clemson (01/03/2021)
	21	Elizabeth Dixon at Louisville (01/26/2021)
FIELD GOALS MADE	9	Priscilla Williams at Syracuse (01/17/2021)
	9	Christina Morra at Wake Forest (01/07/2021)
	9	Iggy Allen vs Fla. Atlantic (12/03/2020)
FIELD GOAL ATTEMPTS	21	Deja Kelly vs North Carolina (12/14/2020)
	20	Janelle Bailey at North Carolina (01/10/2021)
	20	Ivana Raca at Wake Forest (01/07/2021)
FIELD GOAL PERCENTAGE (min 5 made)	1.000 (9-9)	Priscilla Williams at Syracuse (01/17/2021)
	1.000 (6-6)	Rita Igboke at Pittsburgh (01/21/2021)
3 PT FG MADE	6	Priscilla Williams at Syracuse (01/17/2021)
	5	Georgia Amore vs Virginia Tech (02/11/2021)
3 PT FG ATTEMPTS	13	Iggy Allen vs Fla. Atlantic (12/03/2020)
	9	Aisha Sheppard vs Virginia Tech (02/11/2021)
3 PT FG PERCENTAGE (min 2 made)	9	Dana Evans at Louisville (01/26/2021)
	9	Digna Strautmame at Syracuse (01/17/2021)
	9	Iggy Allen vs Fla. Atlantic (12/03/2020)
FREE THROWS MADE	1.000 (6-6)	Priscilla Williams at Syracuse (01/17/2021)
	1.000 (2-2)	Kiara Fisher at Syracuse (01/17/2021)
FREE THROW ATTEMPTS	9	Elizabeth Dixon at Louisville (01/26/2021)
	8	Dana Evans at Louisville (01/26/2021)
	8	Delicia Washington vs Clemson (01/03/2021)
FREE THROW PERCENTAGE (min 3 made)	12	Elizabeth Dixon at Louisville (01/26/2021)
	10	Delicia Washington vs Clemson (01/03/2021)
	1.000 (8-8)	Dana Evans at Louisville (01/26/2021)
REBOUNDS	1.000 (5-5)	Ivana Raca at Wake Forest (01/07/2021)
	1.000 (4-4)	Jada Boyd at NC State (12/20/2020)
	1.000 (3-3)	Aisha Sheppard vs Virginia Tech (02/11/2021)
	1.000 (3-3)	
ASSISTS	15	Janelle Bailey at North Carolina (01/10/2021)
	14	Lorela Cubaj vs Georgia Tech (01/28/2021)
	14	Ivana Raca at Wake Forest (01/07/2021)
STEALS	10	Tiana Mangakahia at Syracuse (01/17/2021)
	8	Kierra Fletcher vs Georgia Tech (01/28/2021)
BLOCKED SHOTS	4	Georgia Amore vs Virginia Tech (02/11/2021)
	4	Alyssa Ustby vs North Carolina (12/14/2020)
	4	Jada Perry vs Jacksonville (11/25/2020)
TURNOVERS	6	Rita Igboke at Pittsburgh (01/21/2021)
	3	Elizabeth Kitley vs Virginia Tech (02/11/2021)
	3	Janelle Bailey vs North Carolina (12/14/2020)
FOULS	3	Jada Perry vs Jacksonville (11/25/2020)
	9	Tiana Mangakahia at Syracuse (01/17/2021)
	9	Tiana Mangakahia vs Syracuse (12/10/2020)
	5	Deja Kelly at North Carolina (01/10/2021)
	5	Ivana Raca at Wake Forest (01/07/2021)
	5	Janeta Rozentale vs Fla. Atlantic (12/03/2020)
	5	Tamia Stallings vs Jacksonville (11/25/2020)



## TEAM GAME HIGHS/LOWS

### Miami (FL) - Game Highs

POINTS	81	North Florida (11/28/2020)
	80	Clemson (01/03/2021)
	76	at Louisville (01/26/2021)
	74	Jacksonville (11/25/2020)
	73	Fla. Atlantic (12/03/2020)
FIELD GOALS MADE	33	Clemson (01/03/2021)
	33	North Florida (11/28/2020)
FIELD GOAL ATTEMPTS	75	at Pittsburgh (01/21/2021)
	72	North Florida (11/28/2020)
FIELD GOAL PERCENTAGE	.500 (28-56)	Florida St. (02/07/2021)
	.475 (28-59)	at Louisville (01/26/2021)
3 PT FG MADE	10	at Pittsburgh (01/21/2021)
	10	at North Carolina (01/10/2021)
3 PT FG ATTEMPTS	33	at Pittsburgh (01/21/2021)
	31	at NC State (12/20/2020)
3 PT FG PERCENTAGE	.444 (8-18)	at Louisville (01/26/2021)
	.417 (10-24)	at North Carolina (01/10/2021)
FREE THROWS MADE	28	Fla. Atlantic (12/03/2020)
	24	Jacksonville (11/25/2020)
FREE THROW ATTEMPTS	40	Fla. Atlantic (12/03/2020)
	29	Jacksonville (11/25/2020)
FREE THROW PERCENTAGE	.833 (10-12)	at Pittsburgh (01/21/2021)
	.828 (24-29)	Jacksonville (11/25/2020)
REBOUNDS	51	Jacksonville (11/25/2020)
	49	Fla. Atlantic (12/03/2020)
ASSISTS	19	at North Carolina (01/10/2021)
	16	Clemson (01/03/2021)
	16	Jacksonville (11/25/2020)
STEALS	12	Florida St. (02/07/2021)
	12	Syracuse (12/10/2020)
BLOCKED SHOTS	4	Florida St. (02/07/2021)
	3	Clemson (01/03/2021)
	3	North Florida (11/28/2020)
TURNOVERS	23	Fla. Atlantic (12/03/2020)
	20	Syracuse (12/10/2020)
FOULS	23	at Louisville (01/26/2021)
	23	North Carolina (12/14/2020)

### Miami (FL) - Game Lows

POINTS	47	at NC State (12/20/2020)
	55	Virginia Tech (02/11/2021)
	56	Georgia Tech (01/28/2021)
	58	Syracuse (12/10/2020)
	60	at Wake Forest (01/07/2021)
	60	Notre Dame (12/31/2020)
FIELD GOALS MADE	17	at NC State (12/20/2020)
	19	Syracuse (12/10/2020)
FIELD GOAL ATTEMPTS	54	at Syracuse (01/17/2021)
	55	Georgia Tech (01/28/2021)
	55	at North Carolina (01/10/2021)
FIELD GOAL PERCENTAGE	.274 (17-62)	at NC State (12/20/2020)
	.292 (19-65)	Syracuse (12/10/2020)
3 PT FG MADE	1	Florida St. (02/07/2021)
	3	at Syracuse (01/17/2021)
3 PT FG ATTEMPTS	11	at Syracuse (01/17/2021)
	13	Florida St. (02/07/2021)
3 PT FG PERCENTAGE	.077 (1-13)	Florida St. (02/07/2021)
	.217 (5-23)	Fla. Atlantic (12/03/2020)
FREE THROWS MADE	2	Virginia Tech (02/11/2021)
	5	at NC State (12/20/2020)
FREE THROW ATTEMPTS	5	Virginia Tech (02/11/2021)
	10	Clemson (01/03/2021)
FREE THROW PERCENTAGE	.385 (5-13)	at NC State (12/20/2020)
	.400 (2-5)	Virginia Tech (02/11/2021)
REBOUNDS	22	at Syracuse (01/17/2021)
	29	Georgia Tech (01/28/2021)
	29	at NC State (12/20/2020)
ASSISTS	8	at NC State (12/20/2020)
	10	Georgia Tech (01/28/2021)
	10	at Syracuse (01/17/2021)
	10	at Wake Forest (01/07/2021)
STEALS	3	Georgia Tech (01/28/2021)
	5	at North Carolina (01/10/2021)
BLOCKED SHOTS	0	at Syracuse (01/17/2021)
	0	Notre Dame (12/31/2020)
TURNOVERS	7	Georgia Tech (01/28/2021)
	8	North Florida (11/28/2020)
FOULS	8	at Pittsburgh (01/21/2021)
	12	at North Carolina (01/10/2021)
	12	North Florida (11/28/2020)

### Opponent - Game Highs

POINTS	99	at Syracuse (01/17/2021)
	79	at Louisville (01/26/2021)
	78	at NC State (12/20/2020)
	75	Virginia Tech (02/11/2021)
	71	Clemson (01/03/2021)
	71	Notre Dame (12/31/2020)
FIELD GOALS MADE	38	at Syracuse (01/17/2021)
	30	at NC State (12/20/2020)
FIELD GOAL ATTEMPTS	76	at North Carolina (01/10/2021)
	69	North Carolina (12/14/2020)
	69	Syracuse (12/10/2020)
FIELD GOAL PERCENTAGE	.644 (38-59)	at Syracuse (01/17/2021)
	.536 (30-56)	at NC State (12/20/2020)
3 PT FG MADE	17	at Syracuse (01/17/2021)
	13	Virginia Tech (02/11/2021)
3 PT FG ATTEMPTS	34	at North Carolina (01/10/2021)
	32	Virginia Tech (02/11/2021)
3 PT FG PERCENTAGE	.567 (17-30)	at Syracuse (01/17/2021)
	.471 (8-17)	Notre Dame (12/31/2020)
FREE THROWS MADE	21	at Louisville (01/26/2021)
	18	Clemson (01/03/2021)
FREE THROW ATTEMPTS	27	at Louisville (01/26/2021)
	27	Clemson (01/03/2021)
FREE THROW PERCENTAGE	1.000 (1-1)	North Florida (11/28/2020)
	.909 (10-11)	at Wake Forest (01/07/2021)
REBOUNDS	57	North Carolina (12/14/2020)
	50	at North Carolina (01/10/2021)
	50	Syracuse (12/10/2020)
ASSISTS	28	at Syracuse (01/17/2021)
	20	at Pittsburgh (01/21/2021)
STEALS	10	Jacksonville (11/25/2020)
	9	Florida St. (02/07/2021)
	9	Clemson (01/03/2021)
	9	Notre Dame (12/31/2020)
	9	Syracuse (12/10/2020)
	9	Fla. Atlantic (12/03/2020)
BLOCKED SHOTS	8	at Pittsburgh (01/21/2021)
	5	North Carolina (12/14/2020)
	5	Syracuse (12/10/2020)
TURNOVERS	24	North Florida (11/28/2020)
	23	Florida St. (02/07/2021)
FOULS	27	Fla. Atlantic (12/03/2020)
	22	at Louisville (01/26/2021)

### Opponent - Game Lows

POINTS	39	North Florida (11/28/2020)
	53	Florida St. (02/07/2021)
	58	Jacksonville (11/25/2020)
	59	at North Carolina (01/10/2021)
	61	Fla. Atlantic (12/03/2020)
FIELD GOALS MADE	16	North Florida (11/28/2020)
	21	Florida St. (02/07/2021)
FIELD GOAL ATTEMPTS	52	at Louisville (01/26/2021)
	53	North Florida (11/28/2020)
FIELD GOAL PERCENTAGE	.302 (16-53)	North Florida (11/28/2020)
	.316 (24-76)	at North Carolina (01/10/2021)
3 PT FG MADE	1	Clemson (01/03/2021)
	3	North Carolina (12/14/2020)
	3	Jacksonville (11/25/2020)
3 PT FG ATTEMPTS	17	at Wake Forest (01/07/2021)
	17	Notre Dame (12/31/2020)
3 PT FG PERCENTAGE	.048 (1-21)	Clemson (01/03/2021)
	.125 (3-24)	Jacksonville (11/25/2020)
FREE THROWS MADE	1	North Florida (11/28/2020)
	4	at Pittsburgh (01/21/2021)
FREE THROW ATTEMPTS	1	North Florida (11/28/2020)
	5	at Pittsburgh (01/21/2021)
FREE THROW PERCENTAGE	.417 (5-12)	Jacksonville (11/25/2020)
	.455 (10-22)	North Carolina (12/14/2020)
REBOUNDS	31	North Florida (11/28/2020)
	32	Clemson (01/03/2021)
	32	Fla. Atlantic (12/03/2020)
ASSISTS	6	Jacksonville (11/25/2020)
	8	Florida St. (02/07/2021)
STEALS	2	at Wake Forest (01/07/2021)
	2	North Florida (11/28/2020)
BLOCKED SHOTS	0	Georgia Tech (01/28/2021)
	0	at Louisville (01/26/2021)
TURNOVERS	8	Georgia Tech (01/28/2021)
	11	Jacksonville (11/25/2020)
FOULS	12	Virginia Tech (02/11/2021)
	13	at Pittsburgh (01/21/2021)
	13	North Florida (11/28/2020)



## POINTS-REBOUNDS-ASSISTS

Opponent	Date	Score		1	3	4	13	14	15	20	21	25	35	44
				SIDI BABA,	HARDEN,DES	BANKS,ENDI	MASON,TAYL	GONY,NYAYO	HUSTON,JAM	MARSHALL,K	JACKSON,BR	ERJAVEC,KA	MBANDU,NAO	ROBY,SYDNE
JVile	11/25/2020	74-58	W	6-7-0	16-13-4	10-5-3	6-4-4	0-1-0	0-0-0	22-3-4	14-9-0	DNP	0-2-1	DNP
UNF	11/28/2020	81-39	W	17-4-0	12-1-0	6-2-4	10-10-5	5-0-0	8-6-0	13-3-3	3-8-2	DNP	6-1-1	1-1-0
FAU	12/03/2020	73-61	W	3-9-0	7-7-4	9-5-1	14-5-3	2-1-0	0-0-1	21-6-1	12-7-0	DNP	3-4-0	2-2-1
Syr	12/10/2020	58-69	L	0-6-1	11-1-0	8-3-3	5-4-3	8-3-2	3-2-0	6-3-0	4-1-0	DNP	6-5-1	7-5-1
UNC	12/14/2020	67-63	W	0-4-2	20-12-1	4-8-4	11-4-2	6-0-0	6-3-1	11-4-1	0-0-0	DNP	7-3-1	2-1-0
at NCSU	12/20/2020	47-78	L	0-0-0	3-5-0	5-2-2	10-8-3	6-2-0	0-1-0	14-2-0	0-0-0	3-0-2	4-4-1	2-2-0
ND	12/31/2020	60-71	L	0-0-0	9-6-2	18-2-5	11-7-0	5-5-0	3-1-0	8-5-0	DNP	2-2-2	4-3-2	0-2-0
Clem	01/03/2021	80-71	W	0-1-1	9-3-3	20-6-3	8-8-2	2-0-0	2-5-0	19-2-2	0-0-0	3-1-1	7-7-4	10-5-0
at Wake	01/07/2021	60-63	L	8-6-0	0-0-0	4-6-3	6-7-4	5-2-0	5-1-0	16-3-0	DNP	0-0-1	16-3-2	0-2-0
at UNC	01/10/2021	69-59	W	0-0-1	8-5-2	14-1-8	6-2-0	0-0-0	7-5-1	19-5-2	0-0-0	6-2-2	7-8-3	2-4-0
at Syr	01/17/2021	64-99	L	6-1-1	2-0-1	12-1-4	5-5-0	13-3-1	12-2-1	0-0-0	0-1-0	2-0-0	9-4-2	3-3-0
at Pitt	01/21/2021	72-68	W	6-6-0	2-3-0	13-9-6	4-2-4	2-4-0	2-1-0	21-4-3	DNP	5-1-0	15-7-2	2-2-0
at LOU	01/26/2021	76-79	L	2-4-0	6-1-0	13-7-4	5-2-2	4-1-0	DNP	19-3-1	2-0-0	3-1-3	17-11-1	5-2-0
GaTech	01/28/2021	56-70	L	2-6-0	0-1-1	4-5-3	11-5-2	0-1-0	3-2-0	16-1-2	DNP	5-0-0	11-4-2	4-2-0
FSU	02/07/2021	68-53	W	0-0-0	7-12-1	12-0-1	15-5-0	0-0-0	2-0-0	12-3-4	DNP	4-0-3	16-7-4	0-0-0
Hokies	02/11/2021	55-75	L	DNP	20-12-1	11-3-3	0-0-2	3-1-0	0-1-0	15-3-2	DNP	0-3-5	6-3-0	0-0-0



# 2020-21 BOX SCORES

Official Basketball Box Score - Final  
Jacksonville at Miami (FL)  
11/25/20 Watson Center, Coral Gables  
2020-21 Women's Basketball

Game Time: 1:00 PM  
Game Duration: 1:59

Officials: Edward Sidley, John Coppino, Alexis Perez

Jacksonville - 58

Record: 0-1

NO. Name	Min	FG	3P	FT	Rebounds	Fouls	TP	AS	TO	ST	Blocks	+
5 Shekhinah Rachel	F 29:28	1-3	0-2	0-2	2 1 3	2 2	2	1	0	0	0	-10
20 Makaya Edwards	F 23:17	2-8	0-4	0-0	0 3 3	3 3	4	0	4	1	0	0
21 Jada Perry	F 33:20	2-10	0-2	1-3	2 8 10	4 2	5	1	2	4	3	1
1 DeShari Graham	G 39:10	7-18	0-4	0-0	5 3 8	2 0	14	1	2	2	0	-16
4 Alexis Pierce	G 32:58	6-11	1-5	1-3	0 3 3	4 3	14	3	1	0	1	-15
12 Tarnia Stallings	08:41	0-3	0-0	0-0	1 0 1	5 0	0	0	0	0	0	-19
11 Ashley Malone	19:23	6-13	2-7	3-4	0 1 1	2 1	17	0	1	2	0	0
10 Kassidy Ingram	09:57	1-1	0-0	0-0	1 2 3	0 2	2	0	1	0	0	-13
23 Khalela Hayes	03:46	0-1	0-0	0-0	0 0 0	0 0	0	0	0	1	0	-8
Team					1 3 4							
Totals		25-68	3-24	5-12	12 24 36	21 14	58	6	11	10	4	-16

Technical Fouls: NONE

Shooting By Period	1st FG%	2nd FG%	3rd FG%	4th FG%	FT%	GM FG%	FT%
1st FG%	6-15 40.0%						
2nd FG%	0-4 0.0%						
3rd FG%	1-5 20.0%						
4th FG%	0-0 0.0%						
FT%	1-2 50%						
GM FG%	25-68 36.8%						
FT%	3-24 12.5%						
FT%	5-12 41.7%						

Dead Ball Rebounds: 1, 0

Official Basketball Box Score - Final  
North Florida at Miami (FL)  
11/28/20 Watson Center, Coral Gables  
2020-21 Women's Basketball

Game Time: 3:00 PM  
Game Duration: 1:48

Officials: Mark McMenney, Brandon Enterline, Felicia Young

North Florida - 39

Record: 0-2

NO. Name	Min	FG	3P	FT	Rebounds	Fouls	TP	AS	TO	ST	Blocks	+
11 Jazz Bond	F 21:16	5-8	2-4	1-1	0 4 4	5 2	13	1	1	0	2	-12
14 Erin Jones	F 31:25	0-4	0-2	0-0	1 4 5	2 0	0	2	3	0	0	-32
4 Emma Broermann	F 13:12	1-4	0-0	0-0	0 1 1	1 0	2	0	1	0	0	-23
3 Tiffany Tolbert	G 29:21	2-8	0-5	0-0	0 2 2	1 2	4	2	4	0	1	-26
4 Marissa Mackins	G 28:47	4-9	3-5	0-0	2 2 2	1 2	11	3	3	0	0	-34
13 Rhett Moore	18:23	1-6	1-4	0-0	0 2 0	0 1	3	2	2	1	0	-22
1 Nubia Bendedith	16:16	0-3	0-2	0-0	0 0 0	0 0	3	0	2	1	0	-16
0 Elise Harden	15:37	1-2	0-0	0-0	0 3 3	3 1	2	1	3	1	0	-20
23 Summah Evans	14:03	1-5	0-3	0-0	3 3 6	1 1	2	1	2	0	1	-17
15 Tia Robinson	07:00	0-1	0-1	0-0	0 0 0	0 0	0	0	1	0	0	-5
10 Sara Idris	04:40	1-3	0-1	0-0	0 0 0	1 0	2	1	0	0	0	-3
Team					4 2 6							
Totals		16-53	6-27	1-1	10 21 31	13 12	39	15	24	2	4	-42

Technical Fouls: NONE

Shooting By Period	1st FG%	2nd FG%	3rd FG%	4th FG%	FT%	GM FG%	FT%
1st FG%	5-12 41.7%						
2nd FG%	3-7 42.9%						
3rd FG%	0-0 0.0%						
4th FG%	0-0 0.0%						
FT%	1-1 100%						
GM FG%	16-53 30.2%						
FT%	6-27 22.2%						
FT%	1-1 100.0%						

Dead Ball Rebounds: 0, 0

Miami (FL) - 74

Record: 1-0

NO. Name	Min	FG	3P	FT	Rebounds	Fouls	TP	AS	TO	ST	Blocks	+
3 Destiny Harden	F 29:18	5-9	2-4	4-4	1 12 13	0 5	16	4	2	2	0	24
21 Brianna Jackson	F 21:30	5-6	0-1	4-5	3 6 9	4 6	14	0	1	1	0	20
1 Moulayna Johnson Sidi Baba	G 29:41	1-6	0-1	4-5	1 6 7	1 3	6	0	1	0	1	7
13 Taylor Mason	G 30:49	2-11	0-2	2-2	2 2 4	1 1	6	4	2	0	0	29
20 Kelsey Marshall	G 29:17	5-12	3-10	9-11	0 3 3	3 4	22	4	4	0	0	18
35 Naomi Mbandu	15:22	0-2	0-2	0-0	1 1 2	1 0	0	1	2	2	0	1
4 Endia Banks	27:26	4-8	1-2	1-2	2 3 5	2 2	10	3	5	0	0	1
15 Jamir Huston	08:58	0-1	0-0	0-0	0 0 0	1 0	0	0	1	0	0	-14
14 Nyayongah Gony	07:39	0-1	0-1	0-0	0 0 1	1 0	0	0	0	1	0	-12
Team					3 4 7							
Totals		22-56	6-23	24-29	14 37 51	14 21	74	16	18	6	2	4

Technical Fouls: NONE

Shooting By Period	1st FG%	2nd FG%	3rd FG%	4th FG%	FT%	GM FG%	FT%
1st FG%	5-17 29.4%						
2nd FG%	3-10 30.0%						
3rd FG%	2-2 100%						
4th FG%	5-14 35.7%						
FT%	1-4 25.0%						
GM FG%	22-56 39.3%						
FT%	24-29 82.8%						
FT%	6-23 26.1%						
FT%	24-29 82.8%						

Dead Ball Rebounds: 1, 0

	JAX	MIA
Biggest lead	2 (1st 1:26)	23 (4th 2:49)
Best Scoring Run	7 (2nd 1:18)	8 (2nd 8:28)
Lead Changes	2	
Times Tied	3	
Time with Lead	00:31	34:41

Points from	JAX	MIA
Turnovers	24	14
Paint	40	30
Second Chance	5	11
Fast Breaks	16	7
Bench	19	10

Period by Period Scoring	1st	2nd	3rd	4th	TOT
JAX	12	14	15	17	58
MIA	15	17	18	24	74

	UNF	MIA
Biggest lead	3 (1st 9:45)	42 (4th 0:03)
Best Scoring Run	5 (3rd 1:41)	11 (3rd 8:10)
Lead Changes	1	
Times Tied	0	
Time with Lead	01:39	38:06

Points from	UNF	MIA
Turnovers	10	27
Paint	16	34
Second Chance	3	14
Fast Breaks	8	15
Bench	9	26

Period by Period Scoring	1st	2nd	3rd	4th	TOT
UNF	13	7	13	6	39
MIA	22	17	31	11	81

Dead Ball Rebounds: 5, 0

Official Basketball Box Score - Final  
Fla. Atlantic at Miami (FL)  
12/03/20 Watson Center, Coral Gables  
2020-21 Women's Basketball

Game Time: 7:30 PM  
Game Duration: 2:04

Officials: Katie Lukanich, Ronald Ledington, Kelsey Reynolds

Fla. Atlantic - 61

Record: 1-1

NO. Name	Min	FG	3P	FT	Rebounds	Fouls	TP	AS	TO	ST	Blocks	+
00 Astou Gaye	F 12:27	0-3	0-1	0-0	0 0 0	4 0	0	0	0	0	1	-4
2 Iggy Allen	G 30:59	9-16	5-9	0-0	0 8 8	4 3	23	1	4	3	0	1
3 Lotta Vehka-Aho	G 27:12	1-8	1-7	0-2	0 0 0	2 2	3	0	2	0	0	-13
12 Allie Tyika	G 13:47	0-2	0-1	2-2	0 0 0	4 1	2	1	1	0	0	-20
34 Alexa Zaph	G 33:36	4-10	0-2	5-6	0 5 5	2 3	13	3	2	2	0	-7
23 Tanyia Gordon	17:57	3-8	0-1	0-0	0 3 3	2 0	6	1	2	2	1	-3
20 Kelsey Marshall	23:56	3-3	0-0	3-4	2 3 5	4 5	9	1	3	0	2	0
15 Sofia Gaiaron	18:16	1-7	1-4	0-0	1 2 3	0 3	3	2	1	2	0	1
4 Bro Beck	12:22	0-1	0-2	0-0	0 1 1	1 2	0	0	2	0	0	-12
32 Amber Gaston	09:28	1-3	0-0	0-0	2 0 2	3 1	2	0	2	0	0	-6
Team					4 1 5							
Totals		22-61	7-26	10-16	9 23 32	27 19	61	9	19	9	4	-12

Technical Fouls: NONE

Shooting By Period	1st FG%	2nd FG%	3rd FG%	4th FG%	FT%	GM FG%	FT%
1st FG%	8-16 50.0%						
2nd FG%	3-8 37.5%						
3rd FG%	1-4 25%						
4th FG%	2-9 22.2%						
FT%	0-3 0.0%						
GM FG%	22-61 36.1%						
FT%	10-16 62.5%						
FT%	10-16 62.5%						

Dead Ball Rebounds: 4, 1

Miami (FL) - 73

Record: 3-0

NO. Name	Min	FG	3P	FT	Rebounds	Fouls	TP	AS	TO	ST	Blocks	+
3 Destiny Harden	F 26:31	1-7	0-2	5-9	5 2 7	4 7	7	4	3	3	1	1
21 Brianna Jackson	F 21:03	3-7	0-1	6-6	3 4 7	3 5	12	0	2	0	1	5
1 Moulayna Johnson Sidi Baba	G 28:20	1-8	0-4	1-2	3 6 9	1 2	3	0	3	0	0	13
13 Taylor Mason	G 36:30	4-8	0-1	6-10	0 5 5	1 5	14	3	5	0	0	1
20 Kelsey Marshall	G 34:23	6-15	5-12	4-4	2 4 6	1 3	21	1	3	5	0	17
4 Endia Banks	19:58	4-7	0-2	1-1	1 4 5	2 1	9	1	2	0	0	0
15 Jamir Huston	01:59	0-0	0-0	0-0	0 0 0	3 0	0	1	1	0	0	4
35 Naomi Mbandu	14:38	1-1	0-0	1-2	1 3 4	2 1	3	0	2	0	0	6
44 Sydnee Roby	07:47	0-1	0-0	2-4	1 1 2	2 2	2	1	1	0	0	-12
14 Nyayongah Gony	08:51	0-2	0-1	2-2	0 1 1	1 0	1	2	0	1	0	0
Team					1 2 3							
Totals		20-56	5-23	28-40	17 32 49	19 27	73	11	23	8	2	4

Technical Fouls: NONE

Shooting By Period	1st FG%	2nd FG%	3rd FG%	4th FG%	FT%	GM FG%	FT%
1st FG%	3-12 25.0%						
2nd FG%	1-5 20.0%						
3rd FG%	13-16 81.3%						
4th FG%	4-9 44.4%						
FT%	1-3 33.3%						
GM FG%	20-56 35.7%						
FT%	28-40 70.0%						
FT%	5-23 21.7%						
FT%	28-40 70.0%						

Dead Ball Rebounds: 7, 0

	FAU	MIA
Biggest lead	1 (2nd 7:04)	16 (4th 6:04)
Best Scoring Run	7 (1st 0:14)	12 (4th 7:20)
Lead Changes	4	
Times Tied	5	
Time with Lead	00:44	36:02

Points from	FAU	MIA
Turnovers	24	17

# 2020-21 BOX SCORES

Official Basketball Box Score - Final  
**North Carolina at Miami (FL)**  
12/14/20 Watson Center, Coral Gables  
2020-21 Women's Basketball

Game Time: 2:00 PM  
Game Duration: 2:02

Officials: Edward Sidasky, Mark McClenney, Mark Resch

North Carolina - 63

Record: 5-2 (0-2)

NO. Name	Min	FG	3P	FT	Rebounds	Fouls	TP	AS	TO	ST	Blocks	+/-
31 Anya Poole	20:15	1-4	0-0	2-4	3 7 10	2 4	4	1	0	0	1	1
44 Janelle Bailey	C 29:05	6-10	0-2	2-4	1 12 13	4 5	14	1	1	0	3	0
2 Petra Holesinska	G 26:12	2-8	0-4	1-4	0 2 2	1 3	5	2	4	0	0	-2
5 Stephanie Watts	G 19:41	0-6	0-5	0-0	0 4 4	1 0	0	0	3	0	0	1
25 Deja Kelly	G 33:48	6-21	3-6	1-1	1 1 2	3 4	16	2	1	1	0	-8
3 Kennedy Todd-Williams	25:22	2-6	0-0	1-2	5 3 8	4 2	5	2	2	1	1	-7
1 Alyssa Ustby	28:51	7-10	0-1	3-7	4 4 8	3 5	17	3	2	4	0	-4
11 Ariel Young	03:49	0-2	0-1	0-0	0 0 0	0 0	0	0	1	0	0	0
4 Kennedy Tucker	09:51	1-1	0-0	0-0	1 0 1	1 0	2	0	1	0	0	0
21 Malu Tshitenge	01:49	0-0	0-0	0-0	0 0 0	1 0	0	0	0	0	0	-2
0 Alexandra Zelaya	01:17	0-1	0-0	0-0	0 1 1	0 0	0	0	0	0	0	2
Team					3 5 8		0	0				
Totals		25-69	3-19	10-22	18 39 57	20 23	63	11	15	6	5	-4

Technical Fouls: NONE

Dead Ball Rebounds: 6, 0

Shooting By Period	1st	2nd	3rd	4th	FT	GM
FG%	5-18	27.8%				
3PT%	0-5	0.0%				
FT%	1-2	50%				
2nd FG%	4-11	36.4%				
3PT%	1-2	50.0%				
FT%	3-8	37.5%				
3rd FG%	9-18	50.0%				
3PT%	0-6	0.0%				
FT%	4-8	50%				
4th FG%	7-22	31.8%				
3PT%	2-6	33.3%				
FT%	2-4	50%				
GM FG%	25-69	36.2%				
3PT%	3-19	15.8%				
FT%	10-22	45.5%				

Miami (FL) - 67

Record: 4-1 (1-1)

NO. Name	Min	FG	3P	FT	Rebounds	Fouls	TP	AS	TO	ST	Blocks	+/-
3 Destiny Harden	F 29:09	6-12	3-8	5-9	5 7 12	2 6	20	1	1	2	0	1
44 Sydney Roby	C 06:20	1-4	0-0	0-0	1 0 1	4 0	2	0	3	1	0	-2
1 Moulayna Johnson Sidi Baba	G 15:53	0-2	0-2	0-0	1 3 4	3 0	0	2	0	0	0	7
13 Taylor Mason	G 25:09	3-12	1-3	4-8	2 2 4	4 4	11	2	2	0	0	1
20 Kelsey Marshall	G 32:20	4-13	2-8	1-2	0 4 4	1 1	11	1	2	0	0	1
4 Endia Banks	28:40	2-5	0-1	0-2	1 7 8	1 2	4	4	1	1	0	2
15 Jamir Huston	23:07	2-9	0-0	2-3	1 2 3	3 3	6	1	0	1	1	2
14 Nyayongah Gony	14:16	2-5	2-5	0-0	0 0 0	0 0	6	0	1	0	0	0
35 Naomi Mbandu	23:15	1-4	1-3	4-4	1 2 3	0 4	7	1	1	2	0	2
21 Brianna Jackson	01:51	0-0	0-0	0-0	0 0 0	2 0	0	0	0	0	0	2
Team					2 5 7		0	0				
Totals		21-66	9-30	16-28	14 32 46	23 20	67	12	11	7	1	5

Technical Fouls: NONE

Dead Ball Rebounds: 4, 0

Shooting By Period	1st	2nd	3rd	4th	FT	GM
FG%	5-17	29.4%				
3PT%	3-12	25.0%				
FT%	0-0	0%				
2nd FG%	6-18	33.3%				
3PT%	3-8	37.5%				
FT%	5-7	71.4%				
3rd FG%	6-20	30.0%				
3PT%	3-7	42.9%				
FT%	3-4	75%				
4th FG%	4-11	36.4%				
3PT%	0-3	0.0%				
FT%	8-17	47.1%				
GM FG%	21-66	31.8%				
3PT%	9-30	30.0%				
FT%	16-28	57.1%				

	UNC	MIA
Biggest lead	4 (1st 6:47)	13 (3rd 5:50)
Best Scoring Run	5 (3rd 3:40)	8 (1st 2:25)
Lead Changes	1	
Times Tied	1	
Time with Lead	03:27	34:02

Points from Turnovers	UNC	MIA
Paint	38	20
Second Chance	15	13
Fast Breaks	1	3
Bench	24	23

Miami (FL) - 47

Record: 4-2 (1-2)

NO. Name	Min	FG	3P	FT	Rebounds	Fouls	TP	AS	TO	ST	Blocks	+/-
3 Destiny Harden	F 17:13	1-6	1-3	0-0	1 4 5	2 0	3	0	3	0	0	-18
15 Jamir Huston	F 13:37	0-2	0-0	0-0	1 0 1	2 0	0	0	2	0	0	-19
1 Moulayna Johnson Sidi Baba	G 14:43	0-2	0-1	0-0	0 0 0	0 0	0	0	0	0	0	-19
13 Taylor Mason	G 28:08	3-9	1-4	3-6	1 7 8	1 4	10	3	3	0	1	-6
20 Kelsey Marshall	G 25:51	6-19	2-11	0-1	2 0 2	1 1	14	0	2	2	0	-28
4 Endia Banks	29:19	2-8	0-2	1-2	0 2 2	1 1	5	2	0	0	0	-13
25 Karla Erjavac	24:18	1-8	1-4	0-0	0 0 0	0 1	3	2	1	1	0	-21
35 Naomi Mbandu	26:53	1-1	1-1	1-2	2 2 4	2 9	4	1	2	0	0	-22
44 Sydney Roby	02:46	1-1	0-0	0-2	1 1 2	2 1	2	0	0	0	0	3
21 Brianna Jackson	04:42	0-2	0-1	0-0	0 0 0	0 0	0	0	1	1	0	-12
14 Nyayongah Gony	12:30	2-4	2-4	0-0	1 2 2	2 0	6	0	1	1	0	0
Team					2 1 3		0	0				
Totals		17-62	8-31	5-13	11 18 29	13 17	47	8	12	7	1	-31

Technical Fouls: NONE

Dead Ball Rebounds: 3, 0

Shooting By Period	1st	2nd	3rd	4th	FT	GM
FG%	4-15	26.7%				
3PT%	3-9	33.3%				
FT%	0-0	0%				
2nd FG%	2-14	14.3%				
3PT%	1-9	11.1%				
FT%	0-2	0%				
3rd FG%	5-15	33.3%				
3PT%	0-3	0.0%				
FT%	3-6	50%				
4th FG%	6-18	33.3%				
3PT%	4-10	40.0%				
FT%	2-5	40%				
GM FG%	17-62	27.4%				
3PT%	8-31	25.8%				
FT%	5-13	38.5%				

NC State - 78

Record: 8-0 (3-0)

NO. Name	Min	FG	3P	FT	Rebounds	Fouls	TP	AS	TO	ST	Blocks	+/-
25 Kayla Jones	F 24:05	4-7	1-2	1-1	0 3 3	1 1	10	0	0	0	0	34
33 Elissa Cunane	C 22:53	7-11	3-5	1-1	3 4 7	3 4	18	0	2	0	1	24
2 Raina Perez	G 22:10	2-5	0-3	0-0	1 2 3	1 0	4	6	2	0	0	27
3 Kai Crutchfield	G 27:43	5-8	3-4	1-1	2 3 5	0 1	14	3	0	2	0	33
11 Jakia Brown-Turner	G 27:38	4-9	2-5	0-0	1 3 4	2 4	10	2	1	1	0	30
5 Jada Boyd	12:16	1-3	0-1	4-4	0 9 9	1 2	6	0	4	0	0	16
41 Camille Hobby	10:26	2-4	0-1	0-0	1 2 3	4 0	4	0	1	0	0	8
1 Genesis Bryant	12:49	0-1	0-1	0-0	0 2 2	1 0	0	4	3	1	0	1
0 Rebecca Demeke	10:16	1-2	1-2	1-2	0 4 4	0 1	4	0	0	0	0	-4
24 Dontavia Waggoner	11:07	0-1	0-1	0-0	0 1 1	1 0	0	0	1	1	1	-4
31 Jada Rice	06:41	2-2	0-0	0-0	0 0 0	3 0	4	0	2	0	0	-1
20 Elle Sulphin	08:39	1-2	0-0	0-0	0 3 3	0 0	2	0	2	0	1	-7
15 Kendal Moore	03:17	1-1	0-0	0-0	1 1 1	0 0	2	0	0	0	0	0
Team					1 2 3		0	0				
Totals		30-56	10-25	8-9	9 29 48	17 13	78	15	18	5	3	1

Technical Fouls: NONE

Dead Ball Rebounds: 0, 0

	MIA	NC SU
Biggest lead	0 (1st 10:00)	41 (4th 6:49)
Best Scoring Run	7 (4th 3:15)	14 (3rd 8:06)
Lead Changes	0	
Times Tied	0	
Time with Lead	00:00	38:22

Points from Turnovers	MIA	NC SU
Paint	14	30
Second Chance	9	17
Fast Breaks	3	13
Bench	20	22

Official Basketball Box Score - Final  
**Notre Dame at Miami (FL)**  
12/21/20 Watson Center, Coral Gables  
2020-21 Women's Basketball

Game Time: 1:00 PM  
Game Duration: 1:48

Officials: Maj Forsberg, Luis Gonzalez, Jeffrey Smith

Notre Dame - 71

Record: 4-4 (2-2)

NO. Name	Min	FG	3P	FT	Rebounds	Fouls	TP	AS	TO	ST	Blocks	+/-
34 Maddy Westbeld	F 34:55	7-12	1-2	0-2	1 6 7	3 3	15	2	4	1	1	0
30 Mikayla Vaughn	C 13:09	1-4	0-0	0-0	2 3 5	0 1	2	0	3	0	0	-14
1 Dara Mabrey	G 37:05	6-11	4-5	1-2	0 3 3	1 2	17	6	3	0	0	5
12 Abby Prohaska	G 15:58	0-3	0-1	0-0	1 1 2	3 0	0	1	1	1	0	2
21 Anaya Peoples	G 25:13	3-6	0-0	0-0	2 3 5	2 1	6	1	1	2	0	11
24 Destinee Walker	36:17	5-14	0-5	7-8	3 5 8	3 4	17	1	2	3	0	19
5 Alasia Hayes	06:55	0-1	0-0	1-2	0 1 1	0 1	1	0	1	0	0	2
33 Sam Brunelle	30:28	5-9	3-4	0-0	1 3 4	4 1	13	0	2	2	2	21
Team					3 6 9		0	0				
Totals		27-60	8-17	9-14	13 31 44	16 13	71	11	17	9	3	0

Technical Fouls: NONE

Dead Ball Rebounds: 3, 0

Shooting By Period	1st	2nd	3rd	4th	FT	GM
FG%	6-13	46.2%				
3PT%	1-4	25.0%				
FT%	1-2	50%				
2nd FG%	7-17	41.2%				
3PT%	1-2	50.0%				
FT%	2-2	100%				
3rd FG%	7-16	43.8%				
3PT%	1-4	25.0%				
FT%	4-6	66.7%				
4th FG%	7-14	50.0%				
3PT%	5-7	71.4%				
FT%	2-4	50%				
GM FG%	27-60	45.0%				
3PT%	8-17	47.1%				
FT%	9-14	64.3%				

# 2020-21 BOX SCORES

Official Basketball Box Score - Final  
**Miami (FL) at Wake Forest**  
 01/07/21 LUMV Coliseum, Winston-Salem  
 2020-21 Women's Basketball

Game Time: 6:00 PM  
 Game Duration: 1:49

Officials: Edward Sidasky, Angelica Suffren, Bobby Ray

Miami (FL) - 60

		Record: 5-4 (2-4)														
NO.	Name	Min	FG	3P	FT	Rebounds	Fouls	TP	AS	TO	ST	Blocks	BS	BA	+	-
			M-A	M-A	M-A	OR DR TOT	PF FO									
3	Destiny Harden	F 07:22	0-1	0-0	0-0	0 0 0	1 0	0	0	0	0	0	0	0	0	7
35	Naomi Mbandu	F 28:47	1-1	1-2	3-4	2 1 3	3 5	16	2	0	0	0	0	0	5	7
4	Endia Banks	G 31:56	2-8	0-2	0-0	4 2 6	3 1	4	3	1	3	0	0	0	5	-5
13	Taylor Mason	G 33:13	2-10	0-0	2-3	1 6 7	0 3	6	4	1	1	0	1	1	-7	
20	Kelsey Marshall	G 31:37	6-19	2-9	2-2	0 3 3	1 1	16	0	0	1	1	0	0	-2	
44	Sydnee Roby	10:51	0-0	0-0	0-0	1 1 2	3 0	0	0	1	0	0	0	0	-2	
1	Moulayna Johnson Sidi Baba	21:58	2-5	0-2	4-5	1 5 6	1 3	8	0	1	1	0	0	0	8	
25	Karla Erjavec	15:13	0-2	0-0	0-0	0 0 0	1 0	0	1	2	0	0	0	0	-6	
15	Jamir Huston	10:07	2-2	0-0	1-1	0 1 1	0 2	5	0	0	1	0	0	0	0	
14	Nyayongah Gony	08:56	2-4	1-3	0-0	1 1 2	0 0	5	0	1	0	0	0	0	1	
Team						1 2 3	0			2						
<b>Totals</b>			22-62	4-18	12-15	11 22 33	13 15	60	10	9	7	1	1	1	3	

Technical Fouls: NONE

Dead Ball Rebounds: 3, 0

Wake Forest - 63

		Record: 5-3 (2-2)														
NO.	Name	Min	FG	3P	FT	Rebounds	Fouls	TP	AS	TO	ST	Blocks	BS	BA	+	-
			M-A	M-A	M-A	OR DR TOT	PF FO									
11	Ivana Raca	F 38:01	8-20	1-5	5-5	4 10 14	5 6	22	3	4	1	1	1	1	9	
23	Christina Morra	F 35:27	9-11	0-0	1-2	1 6 7	2 2	19	0	2	0	0	0	0	3	
5	Gina Conti	G 38:24	2-11	1-5	2-2	2 5 7	0 2	7	4	3	1	0	0	0	8	
32	Jewel Spear	G 34:22	4-6	3-4	2-2	1 3 4	0 3	13	0	0	0	0	0	0	13	
32	Alexandria Scruggs	G 23:56	0-2	0-0	0-0	2 2 2	3 0	0	2	2	0	0	0	0	-14	
1	Anaia Hoard	08:55	1-3	0-1	0-0	1 0 1	1 0	2	0	0	0	0	0	0	4	
2	Kaia Harrison	10:28	0-3	0-0	0-0	1 1 2	1 0	0	0	1	1	0	0	0	1	
20	Olivia Summiel	05:39	0-1	0-0	0-0	0 0 0	2 0	0	0	0	0	0	0	0	-1	
15	Neveah Brown	04:48	0-1	0-0	0-0	0 0 0	1 0	0	0	2	0	0	0	0	-8	
Team						2 2 4	0			0						
<b>Totals</b>			24-58	5-17	10-11	12 29 41	15 13	83	10	14	2	1	1	1	3	

Technical Fouls: NONE

Dead Ball Rebounds: 1, 0

	MIA		WFU		Points from		MIA		WFU		Period by Period Scoring					
Biggest lead	11 (2 <sup>nd</sup> 4:57)		10 (4 <sup>th</sup> 9:28)		Turnovers		22		6							
Best Scoring Run	12 (2 <sup>nd</sup> 9:36)		10 (2 <sup>nd</sup> 0:56)		Paint		34		30							
Lead Changes			9		Second Chance		6		11		MIA 16 12 14 18 60					
Times Tied			3		Fast Breaks		18		3		WFU 11 16 23 13 63					
Time with Lead	17:33		19:40		Bench		18		2							

# 2020-21 BOX SCORES

Official Basketball Box Score - Final  
**Miami (FL) at Louisville**  
 01/26/21 KYC Yum! Center, Louisville  
 2020-21 Women's Basketball

Game Time: 4:02 PM  
 Game Duration: 1:56  
 Attendance: 2,653

Officials: Carla Fournath, Thomas Danaher, Karen Preato

Miami (FL) - 76

Record: 7-6 (4-6)

NO. Name	Min	FG	3P	FT	Rebounds		Fouls		TP	AS	TO	Blocks		+/-	Shooting By Period				
		M-A	M-A	M-A	OR	DR	PF	FF				TS	BS		BA	1st	FG%	5-13	38.5%
3 Destiny Harden	F 10:52	2-6	1-2	1-3	1	0	1	1	2	6	0	1	0	0	-16	3PT%	1-1	100.0%	
35 Naomi Mbandu	F 29:07	6-9	0-0	5-5	6	5	11	4	7	17	1	5	2	0	-7	FT%	2-3	66.7%	
4 Endia Banks	G 34:25	6-13	1-2	0-3	2	5	7	1	3	13	4	1	1	0	-9	2nd FG%	8-14	57.1%	
13 Taylor Mason	G 29:16	2-4	0-1	1-1	2	0	2	2	1	5	2	2	1	0	-3	3PT%	3-6	50.0%	
20 Kelsey Marshall	G 27:10	6-13	4-7	3-3	0	3	3	4	4	19	1	1	0	0	-11	FT%	4-6	66.7%	
1 Moulayna Johnson Sidi Baba	27:38	1-3	0-0	0-0	0	4	4	2	2	0	2	1	0	0	11	3rd FG%	8-15	53.3%	
25 Karla Erjavac	17:40	1-3	1-2	0-0	0	1	1	1	0	3	3	0	0	0	6	3PT%	2-6	33.3%	
14 Nyayongah Gony	12:59	1-4	1-4	1-2	0	1	1	1	4	4	0	1	0	0	10	FT%	2-5	40.0%	
44 Sydnee Roby	08:16	2-3	0-0	1-1	1	1	2	3	2	5	0	1	0	1	0	4th FG%	7-17	41.2%	
21 Brianna Jackson	02:37	1-1	0-0	0-0	0	0	0	2	0	2	0	0	1	0	4	3PT%	2-5	40.0%	
																FT%	4-4	100.0%	
Team					0	0	0		0		0					GM FG%	28-59	47.5%	
Totals		28-59	8-18	12-18	12	20	32	23	22	76	11	14	6	1	0	-3	3PT%	8-18	44.4%
																FT%	12-18	66.7%	
																Technical Fouls:NONE			

Technical Fouls:NONE

Dead Ball Rebounds: 2, 0

Louisville - 79

Record: 15-0 (8-0)

NO. Name	Min	FG		3P	FT	Rebounds		Fouls		TP	AS	TO	ST	Blocks		+/-	Shooting By Period			
		M-A	M-A	M-A	M-A	OR	DR	TP	PF					BS	BS		1st	FG%	2nd	FG%
44 Olivia Cochran	F 13:37	3-3	0-0	1-1	0	2	2	3	1	7	0	2	0	0	0	6	1st	FG%	50.0%	
1 Dana Evans	G 37:22	5-15	2-9	8-8	0	6	6	1	6	20	5	2	0	0	3	3	3PT%	39	33.3%	
4 Elizabeth Balogun	G 28:12	5-7	4-5	0-0	2	3	5	4	1	14	4	0	0	0	5	5	FT	1-2	50.0%	
5 Mykasa Robinson	G 24:21	0-0	0-0	0-2	0	2	2	3	1	0	2	2	0	0	0	0	2nd	FG%	8-15	53.3%
10 Hailey Van Lith	G 28:20	3-9	2-8	1-2	1	4	5	3	1	9	4	3	2	0	11	11	3PT%	4-9	44.4%	
22 Elizabeth Dixon	G 26:06	6-7	0-0	9-12	5	4	9	4	11	21	0	0	1	0	-2	-2	FT	2-2	100%	
11 Norika Konno	11:03	0-2	0-0	0-0	0	0	0	0	1	0	1	0	0	0	2	2	3rd	FG%	4-7	57.1%
14 Kianna Smith	26:42	2-8	2-5	2-2	1	4	5	2	1	8	0	2	1	0	-10	-10	3PT%	3-8	50.0%	
2 Ahlana Smith	04:17	0-1	0-1	0-0	0	0	0	2	0	0	0	0	0	0	-2	-2	4th	FG%	3-12	25.0%
Team					0	0	0			0	1						3PT%	0-6	0.0%	
Totals		24-52	10-30	21-27	11	23	34	22	23	79	15	13	4	0	1	3	FT%	8-10	80.0%	
Technical Fouls: NONE																				
GM FG%																		24-52	46.2%	
3PT%																		10-30	33.3%	
FT%																		21-27	77.8%	
Dead Ball Rebounds: 3																				

Technical Fouls:NONE

Dead Ball Rebounds: 3, 0

	MIA	LOU
Biggest lead	0 (1 <sup>st</sup> 10:00)	16 (3 <sup>rd</sup> 4:03)
Best Scoring Run	8 (2 <sup>nd</sup> 6:13)	9 (2 <sup>nd</sup> 0:53)
Lead Changes	0	
Times Tied	1	
Time with Lead	00:00	39:29

Official Basketball Box Score - Final  
**Georgia Tech at Miami (FL)**  
 01/26/21 Watsco Center, Coral Gables  
 2020-21 Women's Basketball

Game Time: 6:00 PM  
 Game Duration: 1:48

Officials: Eric Brewton, Krystle Appeltz, John Capolino

Georgia Tech - 70

Record: 9-3 (7-2)

No.	Name	Min	FG	3P	FT	Rebounds		Fouls		TP	AS	TO	ST	Blocks		+/-	Shooting By Period			
			M-A	M-A	M-A	OR	DR	TOT	PF					FD	BS		BA	1st FG%	2nd FG%	3rd FG%
13	Lorela Cubaj	F 33:50	6-11	0-2	2-4	3	11	14	3	6	14	2	2	2	0	0	9	1st FG%	9-14	64.3%
20	Nerea Hermosa	C 24:35	5-8	0-0	0-0	3	3	6	3	0	10	1	0	1	0	1	7	3PT%	3-6	50.0%
00	Loyal McQueen	C 32:59	3-10	1-3	1-2	0	4	4	2	1	8	2	1	0	0	0	12	FT%	3-4	75%
31	Lotta-Maj Lahtinen	FG 38:51	4-8	3-6	2-2	2	2	4	1	3	13	4	3	0	0	0	14	2nd FG%	7-17	41.2%
41	Kierra Fletcher	C 36:36	4-12	2-5	2-2	1	4	5	1	4	12	8	1	0	0	1	14	3PT%	3-8	37.5%
24	Eyila Love	13:58	4-5	0-0	0-0	2	2	4	4	0	8	0	0	0	0	0	14	FT%	0-0	0%
15	Aynyce Carter	05:14	0-0	0-0	0-0	0	0	0	0	2	0	0	0	0	0	0	-2	3rd FG%	7-14	50.0%
4	Anaya Boyd	13:57	2-7	1-5	0-0	0	2	2	1	1	5	0	1	0	0	0	2	3PT%	0-2	0.0%
Team						1	1	2			0	0						FT%	0-0	0%
Totals			28:61	7-21	7-10	12	29	41	17	15	70	17	8	3	0	2	14	4th FG%	5-16	31.3%
																		3PT%	1-5	20.0%
																		FT%	4-6	66.7%
																		GM FG%	28-61	45.9%
																		3PT%	7-21	33.3%
																		FT%	7-10	70.0%
																		Technical Fouls: NONE		

Technical Fouls:NONE

Dead Ball Rebounds: 3, 1

Miami (FL) - 56

Record: 7-7 (4-7)

NO.	Name		Min	FG	3P	FT	Rebounds		Fouls	TP	AS	TO	ST	Blocks	+/-	Shooting By Period		
				M-A	M-A	M-A	O	DR	TOT					PF		FF	BS	B-A
3	Destiny Harden	F	09:51	0-1	0-1	0-0	0	1	1	0	0	1	2	0	0	0	-5	
35	Naomi Mbandu	F	31:58	5-9	1-2	0-0	1	3	4	4	4	11	2	3	2	0	-19	
4	Endia Banks	G	31:31	2-7	0-1	0-0	0	5	5	0	0	4	3	0	0	0	-15	
13	Taylor Mason	G	32:03	4-12	1-4	2-2	2	3	5	2	2	11	2	1	1	0	1	
20	Kelsey Marshall	G	34:48	5-12	2-7	4-5	0	1	1	1	4	16	2	0	0	0	-12	
1	Moulayna Johnson Sidi	B	21:42	1-3	0-1	0-2	2	4	6	1	2	2	0	0	0	0	-15	
25	Karla Erjavac	F	19:00	2-5	1-4	0-0	0	0	0	2	0	5	0	1	0	0	-14	
14	Nyayongah Gony	F	06:49	0-2	0-2	0-0	1	0	1	1	0	0	0	0	0	0	5	
44	Sydnee Roby	F	06:00	1-3	0-0	2-3	1	1	2	2	3	4	0	0	0	1	6	
15	Jamir Huston	F	06:18	1-1	0-0	1-4	2	0	2	1	2	3	0	0	0	1	-2	
Team							0	2	2			0	0					
Totals				21:55	5-22	9-16	9	20	29	15	17	56	10	7	3	2	0	-14
Technical Fouls: NONE																		
GM FG% 21-55 38.2% 3PT% 5-22 22.7% FT% 9-16 56.3%																		
Dead Ball Rebounds: 2, 1																		

Technical Fouls:NONE

Dead Ball Rebounds: 2, 1

	GAT	MIA
Biggest lead	18 (2 <sup>nd</sup> 0:39)	5 (1 <sup>st</sup> 7:56)
Best Scoring Run	8 (2 <sup>nd</sup> 8:15)	8 (4 <sup>th</sup> 9:31)
Lead Changes	1	
Times Tied	2	
Time with Lead	34:54	03:12

Official Basketball Box Score - Final  
**Florida St. at Miami (FL)**  
 02/07/21 Watsco Center, Coral Gables  
 2020-21 Women's Basketball

Game Time: 1:00 PM  
 Game Duration: 1:49

Officials: Edward Sidasky, John Capolino, Linda Miles

Florida St. - 53

Record: 6-5 (5-5)

NO.	Name	Min	Shooting By Period												+/-								
			FG		3P		FT		Rebounds		Fouls		TP			AS		TO		ST		Blocks	
			M-A		M-A		DR	OR	PF	FD										BS	B		
32	Valencia Myers	F	16:21	2-4	0-0	1-2	2	3	5	3	3	5	0	5	0	0	0	0	0	0	0	-3	
0	Bianca Jackson	G	30:59	5-15	2-5	0-0	1	1	2	0	1	12	2	6	2	0	1	1	1	0	1	-13	
2	Sammie Puelis	G	27:33	2-10	0-7	0-0	2	3	5	3	0	4	0	1	1	0	1	0	1	0	1	-17	
10	Courtney Weber	G	29:24	3-8	1-2	2-2	0	1	1	0	3	9	0	5	0	1	0	1	0	8	-8		
24	Morgan Jones	G	16:58	4-8	0-0	2-4	2	6	8	2	3	10	1	2	3	0	0	0	0	5	-5		
3	Sayawmi Lassiter	G	32:28	3-8	1-6	2-2	0	4	4	3	2	9	3	3	1	0	1	1	0	1	-17		
1	River Baldwin		14:01	0-2	0-0	0-0	1	1	2	0	0	0	1	0	1	0	1	0	1	6	-6		
23	Tiana England		12:39	0-1	0-0	0-0	0	0	0	1	1	0	1	0	1	0	0	0	0	0	-3		
12	Savannah Wilkinson		19:37	2-2	0-0	0-0	2	4	6	3	1	4	0	0	1	0	1	0	0	0	-3		
Team							3	2	5			0	0										
Totals				21:58	4-20	7-10	13	25	38	15	14	53	8	23	9	1	4	1	4	15			
Technical Fouls:NONE																							
												</											

Technical Fouls:NONE

Dead Ball Rebounds: 3, 0

Miami (FL) - 68

Record: 8-7 (5-7)

NO. Name	Min	FG		3P		FT		Reb		Ours		Fouls		TP	AS	TO	ST	Blocks		+/-
		M.A	M.A	M.A	M.A	OR	DR	PF	PT	PF	PT	BS	BS							
Shooting By Period																				
3 Destiny Harden	F 30:49	3-8	0-3	1-2	2	10	12	2	1	7	1	2	2	3	0	8	1st	FG%	2-14	14.3%
35 Naomi Mbandu	F 30:58	7-11	1-2	1-1	1	6	7	3	5	16	4	1	1	0	0	17	3PT%	0-5	0.0%	
4 Endia Banks	G 31:12	4-7	0-1	4-4	0	0	0	2	3	12	1	4	3	0	0	10	FT%	3-4	75%	
20 Kelsey Marshall	G 31:03	5-11	0-4	2-2	0	3	3	1	3	12	4	2	3	0	0	9	2nd	FG%	6-14	42.9%
25 Karla Erjavac	G 24:55	2-3	0-1	0-0	0	0	0	2	0	4	3	1	1	0	0	19	3PT%	0-5	0.0%	
13 Taylor Mason	23:52	6-11	0-1	3-5	3	2	5	0	3	15	0	3	0	0	1	3	FT%	3-4	75%	
1 Moulayna Johnson Sidi Baba	16:29	0-3	0-1	0-0	0	0	0	1	0	0	0	0	1	0	0	8	3rd	FG%	11-13	84.6%
15 Jamir Huston	05:01	1-1	0-0	0-0	0	0	0	2	0	2	0	0	1	0	0	4	3PT%	1-3	33.3%	
44 Sydnee Roby	05:01	0-1	0-0	0-0	0	0	0	1	0	0	0	0	1	0	0	-6	FT%	3-3	100%	
14 Nyayongah Gony	01:30	0-0	0-0	0-0	0	0	0	1	0	0	0	2	0	0	0	3	4th	FG%	9-15	60.0%
Team					0	3	3			0	1						3PT%	0-0	0.0%	
																	FT%	2-3	66.7%	
Totals		28:56	11-33	11-14	6	24	30	15	68	13	16	12	4	1	15		GM FG%: 28-56 50.0%			
																	3PT%: 1-13 7.7%			
																	FT%: 11-14 78.6%			
Technical Fouls: Marshall 4 • 15																				

Technical Fouls:Marshall 4<sup>th</sup> 11:17

Dead Ball Rebounds: 0, 0

	FSU	MIA
Biggest lead	5 (2 <sup>nd</sup> 8:35)	17 (4 <sup>th</sup> 1:55)
Best Scoring Run	7 (1 <sup>st</sup> 0:00)	11 (3 <sup>rd</sup> 1:24)
Lead Changes	2	
Times Tied	3	
Time with Lead	12:02	22:36

Official Basketball Box Score - Final  
**Virginia Tech at Miami (FL)**  
 02/11/21 Watsco Center, Coral Gables  
 2020-21 Women's Basketball

Game Time: 6:00 PM  
 Game Duration: 1:47

Officials: Luis Gonzalez, Kevin Dillard, Maggie Tienan

Virginia Tech - 75



















Record: 11-7 (6-7)

NO. Name	Min	FG		3P	FT	Rebounds		Fouls		TP	AS	TO	ST	Blocks		+/-	Shooting By Period	
		M-A	M-A	M-A	OR	DR	OT	PF	FD					BS	BA		1st FG%	2nd FG%
33 Elizabeth Kitley	C 37:03	8-15	0-0	3-4	3	8	11	1	5	19	1	4	0	3	2	20	3PT%	8-17 47.1%
2 Aisha Sheppard	G 39:15	6-16	4-13	3-3	0	3	3	3	3	19	4	1	1	0	0	20	FT%	4-0 40.0%
5 Georgia Amore	G 35:49	5-8	5-6	2-2	0	1	1	0	4	17	5	1	4	0	0	18	FT%	0-0 0%
15 Azana Baines	D 28:38	4-7	1-2	0-1	0	3	3	2	1	9	3	0	0	0	0	6	3PT%	8-18 44.4%
22 Cayla King	G 31:58	2-7	2-7	0-0	1	3	4	4	1	6	2	1	2	0	0	18	FT%	3-9 33.3%
10 Da'Ja Green	09:34	0-2	0-1	0-0	0	1	1	0	0	0	1	0	0	0	0	7	3PT%	2-2 100%
11 D'asia Gregg	17:43	1-3	1-3	2-2	2	5	7	2	3	5	0	3	0	0	0	11	3PT%	5-13 38.5%
Team					2	4	6			0	1						3PT%	3-7 42.9%
																	FT%	4-4 100%
Totals		26-58	13-32	10-12	8	28	36	12	17	75	16	14	7	3	2	20	3PT%	5-10 50.0%
																	3PT%	3-6 50.0%
																	FT%	4-6 66.7%
																	GM FG%	26-58 44.8%
																	3PT%	13-32 40.6%
																	FT%	10-12 83.3%
Technical Fouls:NONE																		



# TV/RADIO CHART



0	 <b>KENZA SALGUES</b> So.   G   5-9 MONTPELLIER, FRANCE MAJOR: Sports Administration	<table><tr><th></th><th>GP-GS</th><th>PPG</th><th>RPG</th><th>APG</th><th>MPG</th></tr><tr><td>2020-21</td><td>-</td><td>-</td><td>-</td><td>-</td><td>-</td></tr><tr><td>CAREER</td><td>25-0</td><td>1.5</td><td>0.5</td><td>0.4</td><td>8.3</td></tr></table>		GP-GS	PPG	RPG	APG	MPG	2020-21	-	-	-	-	-	CAREER	25-0	1.5	0.5	0.4	8.3	<ul style="list-style-type: none"><li>• Led all Miami freshmen in 3-pointers in 2019-20</li><li>• Represented France at FIBA U18 European Championship</li><li>• Played against Moulayna Sidi Baba at the FIBA U16 European Championship</li><li>• First Frenchwoman to play under Katie Meier</li><li>• INSEP alums include Tony Parker and Clint Capela</li></ul>
	GP-GS	PPG	RPG	APG	MPG																
2020-21	-	-	-	-	-																
CAREER	25-0	1.5	0.5	0.4	8.3																
1	 <b>MOULAYNA JOHNSON SIDI BABA</b> So.   F   6-0 STOCKHOLM, SWEDEN MAJOR: Business Technology	<table><tr><th></th><th>GP-GS</th><th>PPG</th><th>RPG</th><th>APG</th><th>MPG</th></tr><tr><td>2020-21</td><td>15-6</td><td>3.3</td><td>3.6</td><td>0.4</td><td>19.7</td></tr><tr><td>CAREER</td><td>40-9</td><td>2.7</td><td>2.8</td><td>0.7</td><td>17.3</td></tr></table>		GP-GS	PPG	RPG	APG	MPG	2020-21	15-6	3.3	3.6	0.4	19.7	CAREER	40-9	2.7	2.8	0.7	17.3	<ul style="list-style-type: none"><li>• Has recorded a bucket in eight of 15 games this season</li><li>• Hauled in a career-high nine rebounds last game against FAU (12/3)</li><li>• Led all Miami scorers with a career-high 17 points against North Florida</li><li>• Played against Kenza Salgues at the FIBA U16 European Championship</li><li>• Second Swedish player to sign with Coach Katie Meier</li></ul>
	GP-GS	PPG	RPG	APG	MPG																
2020-21	15-6	3.3	3.6	0.4	19.7																
CAREER	40-9	2.7	2.8	0.7	17.3																
3	 <b>DESTINY HARDEN</b> R-Jr.   F   6-0 CHICAGO, ILL. MAJOR: Criminology	<table><tr><th></th><th>GP-GS</th><th>PPG</th><th>RPG</th><th>APG</th><th>MPG</th></tr><tr><td>2020-21</td><td>16-15</td><td>8.3</td><td>5.1</td><td>1.3</td><td>19.9</td></tr><tr><td>CAREER</td><td>76-30</td><td>4.5</td><td>3.0</td><td>0.6</td><td>13.4</td></tr></table>		GP-GS	PPG	RPG	APG	MPG	2020-21	16-15	8.3	5.1	1.3	19.9	CAREER	76-30	4.5	3.0	0.6	13.4	<ul style="list-style-type: none"><li>• Has tallied four double-digit rebounding efforts this season</li><li>• Leads Miami in double-doubles (three)</li><li>• Tied her career-high in scoring with 20 points against Virginia Tech (2/21)</li><li>• Sat out the 2018-19 season due to NCAA transfer rules</li><li>• Earned Chicago Tribune and USA Today All-USA IL Second Team honors</li></ul>
	GP-GS	PPG	RPG	APG	MPG																
2020-21	16-15	8.3	5.1	1.3	19.9																
CAREER	76-30	4.5	3.0	0.6	13.4																
4	 <b>ENDIA BANKS</b> Sr.   G   5-9 DULUTH, GA. MAJOR: Sports Administration	<table><tr><th></th><th>GP-GS</th><th>PPG</th><th>RPG</th><th>APG</th><th>MPG</th></tr><tr><td>2020-21</td><td>16-10</td><td>10.2</td><td>4.1</td><td>3.6</td><td>30.2</td></tr><tr><td>CAREER</td><td>112-86</td><td>6.7</td><td>3.9</td><td>2.8</td><td>26.2</td></tr></table>		GP-GS	PPG	RPG	APG	MPG	2020-21	16-10	10.2	4.1	3.6	30.2	CAREER	112-86	6.7	3.9	2.8	26.2	<ul style="list-style-type: none"><li>• Has recorded double-digits in eight of the last 10 games</li><li>• Ranks fifth in the ACC for assist/turnover ratio (1.68)</li><li>• Totaled 28 double-digit outings in her career</li><li>• Is averaging double-digits (10.2) for the first time in her career</li><li>• Eclipsed the 300-assist mark in her career with six against Pittsburgh</li></ul>
	GP-GS	PPG	RPG	APG	MPG																
2020-21	16-10	10.2	4.1	3.6	30.2																
CAREER	112-86	6.7	3.9	2.8	26.2																
5	 <b>MYKEA GRAY</b> Sr.   G   5-4 UPPER MARLBORO, MD. MAJOR: Criminology	<table><tr><th></th><th>GP-GS</th><th>PPG</th><th>RPG</th><th>APG</th><th>MPG</th></tr><tr><td>2020-21</td><td>-</td><td>-</td><td>-</td><td>-</td><td>-</td></tr><tr><td>CAREER</td><td>96-96</td><td>12.3</td><td>2.1</td><td>2.5</td><td>27.6</td></tr></table>		GP-GS	PPG	RPG	APG	MPG	2020-21	-	-	-	-	-	CAREER	96-96	12.3	2.1	2.5	27.6	<ul style="list-style-type: none"><li>• Will miss the 2020-21 season due to an ACL injury</li><li>• Ranks 19th in program history in scoring (1,184)</li><li>• Paced the ACC in steals in 2019-20 at 2.13 steals per game</li><li>• Has totaled 61 double-digit outings in her career</li><li>• Career goal is to become an FBI agent</li></ul>
	GP-GS	PPG	RPG	APG	MPG																
2020-21	-	-	-	-	-																
CAREER	96-96	12.3	2.1	2.5	27.6																
13	 <b>TAYLOR MASON</b> Sr.   G   5-9 NORCROSS, GA. MAJOR: Interactive Media	<table><tr><th></th><th>GP-GS</th><th>PPG</th><th>RPG</th><th>APG</th><th>MPG</th></tr><tr><td>2020-21</td><td>16-14</td><td>7.9</td><td>4.9</td><td>2.3</td><td>28.0</td></tr><tr><td>CAREER</td><td>110-15</td><td>4.0</td><td>2.2</td><td>1.2</td><td>17.4</td></tr></table>		GP-GS	PPG	RPG	APG	MPG	2020-21	16-14	7.9	4.9	2.3	28.0	CAREER	110-15	4.0	2.2	1.2	17.4	<ul style="list-style-type: none"><li>• Ranks second on the team in rebounding (4.9)</li><li>• Has almost doubled her scoring output from last season (4.8 ppg &gt; 7.9 ppg)</li><li>• Recorded her first career double-double against UNF (10 points, 10 rebounds)</li><li>• Seven of her 12 double-digit games have come this season</li><li>• Teammate of Diamond DeShields as a freshman at Norcross</li></ul>
	GP-GS	PPG	RPG	APG	MPG																
2020-21	16-14	7.9	4.9	2.3	28.0																
CAREER	110-15	4.0	2.2	1.2	17.4																
14	 <b>NYAYONGAH GONY</b> Fr.   F   6-4 LINCOLN, NEB. MAJOR: Communication Studies	<table><tr><th></th><th>GP-GS</th><th>PPG</th><th>RPG</th><th>APG</th><th>MPG</th></tr><tr><td>2020-21</td><td>16-0</td><td>3.8</td><td>1.5</td><td>0.2</td><td>11.3</td></tr><tr><td>CAREER</td><td>16-0</td><td>3.8</td><td>1.5</td><td>0.2</td><td>11.3</td></tr></table>		GP-GS	PPG	RPG	APG	MPG	2020-21	16-0	3.8	1.5	0.2	11.3	CAREER	16-0	3.8	1.5	0.2	11.3	<ul style="list-style-type: none"><li>• Set a new career high in scoring against Syracuse (13 points)</li><li>• No. 56 overall player in the class of 2020 according to espnW HoopGurlz</li><li>• Earned 2020 Nebraska Class A All-State Honorable Mention</li><li>• No. 13 player at her position according to espnW HoopGurlz</li><li>• Sister, Nyagosa, plays basketball at Purdue</li></ul>
	GP-GS	PPG	RPG	APG	MPG																
2020-21	16-0	3.8	1.5	0.2	11.3																
CAREER	16-0	3.8	1.5	0.2	11.3																
15	 <b>JAMIR HUSTON</b> Jr.   F   6-0 CLEVELAND, OHIO MAJOR: Sports Administration	<table><tr><th></th><th>GP-GS</th><th>PPG</th><th>RPG</th><th>APG</th><th>MPG</th></tr><tr><td>2020-21</td><td>15-2</td><td>3.5</td><td>2.0</td><td>0.3</td><td>11.8</td></tr><tr><td>CAREER</td><td>69-12</td><td>2.6</td><td>2.8</td><td>0.4</td><td>11.8</td></tr></table>		GP-GS	PPG	RPG	APG	MPG	2020-21	15-2	3.5	2.0	0.3	11.8	CAREER	69-12	2.6	2.8	0.4	11.8	<ul style="list-style-type: none"><li>• Scored a career-high 12 points at Syracuse (1/17)</li><li>• Earned her second start of the season at Pittsburgh (1/21)</li><li>• Has tallied two double-digit rebounding games in her career</li><li>• Attended the same school as UM football standout Wesley Carroll</li><li>• Cousin, Denzel Ward, plays for the Cleveland Browns</li></ul>
	GP-GS	PPG	RPG	APG	MPG																
2020-21	15-2	3.5	2.0	0.3	11.8																
CAREER	69-12	2.6	2.8	0.4	11.8																
20	 <b>KELSEY MARSHALL</b> Sr.   G   5-9 DAVIE, FLA. MAJOR: Sports Administration	<table><tr><th></th><th>GP-GS</th><th>PPG</th><th>RPG</th><th>APG</th><th>MPG</th></tr><tr><td>2020-21</td><td>16-16</td><td>14.5</td><td>3.1</td><td>1.6</td><td>29.0</td></tr><tr><td>CAREER</td><td>111-65</td><td>9.8</td><td>2.4</td><td>1.8</td><td>24.2</td></tr></table>		GP-GS	PPG	RPG	APG	MPG	2020-21	16-16	14.5	3.1	1.6	29.0	CAREER	111-65	9.8	2.4	1.8	24.2	<ul style="list-style-type: none"><li>• Ranks second all-time in program history for career 3-pointers made (233)</li><li>• Has posted 20-plus points in three games this season</li><li>• Eclipsed the 1,000-point mark in her career at UNC (1/10)</li><li>• Tallied the 50th double-digit outing of her career against FAU (12/3)</li><li>• Older brother, Kyle, played at Butler and professionally in France</li></ul>
	GP-GS	PPG	RPG	APG	MPG																
2020-21	16-16	14.5	3.1	1.6	29.0																
CAREER	111-65	9.8	2.4	1.8	24.2																
21	 <b>BRIANNA JACKSON</b> So.   F   6-3 VIRGINIA BEACH, VA. MAJOR: Philosophy	<table><tr><th></th><th>GP-GS</th><th>PPG</th><th>RPG</th><th>APG</th><th>MPG</th></tr><tr><td>2020-21</td><td>10-4</td><td>3.5</td><td>2.6</td><td>0.2</td><td>8.4</td></tr><tr><td>CAREER</td><td>40-20</td><td>4.5</td><td>4.1</td><td>0.3</td><td>14.8</td></tr></table>		GP-GS	PPG	RPG	APG	MPG	2020-21	10-4	3.5	2.6	0.2	8.4	CAREER	40-20	4.5	4.1	0.3	14.8	<ul style="list-style-type: none"><li>• Broke a five-game scoreless streak with a bucket at Louisville (1/26)</li><li>• Led all Miami freshmen in starts (16), scoring (4.9) and rebounding (4.5) last year</li><li>• Only freshman to start more than 10 games last season</li><li>• Totaled six double-digit scoring games in 2019-20</li><li>• Father, Brian, played semi-pro basketball</li></ul>
	GP-GS	PPG	RPG	APG	MPG																
2020-21	10-4	3.5	2.6	0.2	8.4																
CAREER	40-20	4.5	4.1	0.3	14.8																
23	 <b>PAULA FRAILE RUIZ</b> Fr.   F   6-4 BARCELONA, SPAIN MAJOR: International Studies	<table><tr><th></th><th>GP-GS</th><th>PPG</th><th>RPG</th><th>APG</th><th>MPG</th></tr><tr><td>2020-21</td><td>-</td><td>-</td><td>-</td><td>-</td><td>-</td></tr><tr><td>CAREER</td><td>-</td><td>-</td><td>-</td><td>-</td><td>-</td></tr></table>		GP-GS	PPG	RPG	APG	MPG	2020-21	-	-	-	-	-	CAREER	-	-	-	-	-	<ul style="list-style-type: none"><li>• Played four seasons with Segle XXI in Barcelona, Spain</li><li>• Competed at the FIBA U18 Women's European Championship - Division B</li><li>• Helped Spain to a third-place finish at the 2016 FIBA U16 Women's European Championship - Division B games</li><li>• Participated in the 2020 Basketball Without Borders Global Camp</li></ul>
	GP-GS	PPG	RPG	APG	MPG																
2020-21	-	-	-	-	-																
CAREER	-	-	-	-	-																
25	 <b>KARLA ERJAVEC</b> Jr.   G   5-10 ZAGREB, CROATIA MAJOR: Exercise Physiology	<table><tr><th></th><th>GP-GS</th><th>PPG</th><th>RPG</th><th>APG</th><th>MPG</th></tr><tr><td>2020-21</td><td>11-2</td><td>3.0</td><td>0.9</td><td>1.7</td><td>20.1</td></tr><tr><td>CAREER</td><td>67-54</td><td>7.1</td><td>2.5</td><td>3.2</td><td>28.1</td></tr></table>		GP-GS	PPG	RPG	APG	MPG	2020-21	11-2	3.0	0.9	1.7	20.1	CAREER	67-54	7.1	2.5	3.2	28.1	<ul style="list-style-type: none"><li>• Was granted immediate eligibility by the NCAA on Dec. 16</li><li>• Spent two seasons at Wyoming, starting 51 of 53 games played</li><li>• Member of the U18 and U20 National Women's Team in Croatia</li><li>• Played with Croatia at the FIBA Women's Eurobasket Qualifiers in Nov. 2020</li><li>• Both parents played professional basketball in Croatia</li></ul>
	GP-GS	PPG	RPG	APG	MPG																
2020-21	11-2	3.0	0.9	1.7	20.1																
CAREER	67-54	7.1	2.5	3.2	28.1																
35	 <b>NAOMI MBANDU</b> Jr.   F   6-2 TARBES, FRANCE MAJOR: Sports Administration	<table><tr><th></th><th>GP-GS</th><th>PPG</th><th>RPG</th><th>APG</th><th>MPG</th></tr><tr><td>2020-21</td><td>16-10</td><td>8.4</td><td>4.8</td><td>1.7</td><td>25.3</td></tr><tr><td>CAREER</td><td>16-10</td><td>8.4</td><td>4.8</td><td>1.7</td><td>25.3</td></tr></table>		GP-GS	PPG	RPG	APG	MPG	2020-21	16-10	8.4	4.8	1.7	25.3	CAREER	16-10	8.4	4.8	1.7	25.3	<ul style="list-style-type: none"><li>• Recorded first career double-double (17 pts, 11 reb) at Louisville (1/26)</li><li>• No. 2 junior college prospect according to ASGR Basketball</li><li>• Helped Gulf Coast to the NJCAA Division I national championship in 2019</li><li>• Represented France at 2019 FIBA U20 Women's European Championship</li><li>• Former teammate of Kenza Salgues at Le Centre Fédéral de Basketball</li></ul>
	GP-GS	PPG	RPG	APG	MPG																
2020-21	16-10	8.4	4.8	1.7	25.3																
CAREER	16-10	8.4	4.8	1.7	25.3																
44	 <b>SYDNEE ROBY</b> So.   C   6-3 MILWAUKEE, WIS. MAJOR: Sports Administration	<table><tr><th></th><th>GP-GS</th><th>PPG</th><th>RPG</th><th>APG</th><th>MPG</th></tr><tr><td>2020-21</td><td>15-1</td><td>2.7</td><td>2.2</td><td>0.1</td><td>8.1</td></tr><tr><td>CAREER</td><td>44-3</td><td>2.7</td><td>1.8</td><td>0.1</td><td>8.5</td></tr></table>		GP-GS	PPG	RPG	APG	MPG	2020-21	15-1	2.7	2.2	0.1	8.1	CAREER	44-3	2.7	1.8	0.1	8.5	<ul style="list-style-type: none"><li>• Has tallied a basket in nine of 15 games this year</li><li>• Earned her first start of the season against North Carolina (12/14)</li><li>• Recorded a season-high seven points against Syracuse (12/10)</li><li>• Mother, Essie, played professionally for the Virginia Wave of the WABA</li><li>• Cousin, Ericka Haney, started on Notre Dame's 2001 national championship team</li></ul>
	GP-GS	PPG	RPG	APG	MPG																
2020-21	15-1	2.7	2.2	0.1	8.1																
CAREER	44-3	2.7	1.8	0.1	8.5																
HC	 <b>KATIE MEIER</b> HEAD COACH 16TH SEASON ALMA MATER: Duke	<p>Career Record: 376-240   Miami Record: 300-195</p> <ul style="list-style-type: none"><li>• Guided the Canes to 10 straight postseasons</li><li>• 2011 AP National Coach of the Year</li><li>• Has coached 25 Canes to professional careers</li><li>• Four-year letterwinner at Duke</li></ul>	 <b>OCTAVIA BLUE</b> ASSISTANT COACH NINTH SEASON  <b>FREDERICK ANTHONY</b> ASSISTANT COACH SIXTH SEASON  <b>NELLE COBB</b> INTERIM HEAD COACH SECOND SEASON																		