

# MIAMI HURRICANES

## GAME INFO

**Date:** Thursday, Feb. 11, 2021  
**Time:** 6 p.m. EST  
**Location:** Coral Gables, Fla.  
**Arena:** Watsco Center  
**Live Stats:** miami.statbroadcast.com  
**Television:** ACC Network  
**Radio:** WVUM 90.5  
**Series:** 21-8, UM  
**at Miami:** 11-2  
**at VT:** 9-6  
**Neutral:** 1-0  
**Last Meeting:** 69-45, VT (2/2/20)

#16

## THE MATCHUP

### Miami (8-7, 5-7 ACC)

**Head Coach:** Katie Meier (Duke '89, '90)  
**Record at UM:** 300-194  
**Career Record:** 376-239  
**Record vs. VT:** 18-5



-VS-

### Virginia Tech (10-7, 5-7 ACC)

**Head Coach:** Kenny Brooks (FSU '01)  
**Record at VT:** 96-56  
**Career Record:** 433-178  
**Record vs. UM:** 2-5



## QUICK HITS

### VETERAN PLAY

The veterans came to play on Sunday as all 68 of Miami's points were scored by upperclassmen. The three seniors combined to score 39 points in the contest, paced by guard Taylor Mason who tied her career high with 15 points in the game. Five of the seven players shot better than 50 percent from the field.

### THIRD QUARTER, BEST QUARTER

The Canes have become a third quarter team of late, outscoring their opponents in the third frame in four of the last six games. In those six games, Miami is averaging 21.2 points in the third and has tallied four 20-plus point quarters. On the season, the Canes are outscoring the opposition 289-267 in the third frame.

### PAINT POINTS

Miami could not be stopped in the paint on Sunday as the Canes recorded an astounding 48 of their 68 (70.5 percent) points in the paint. Miami is averaging 28.1 paint points per game and has tallied 40-plus points in the paint twice this season. The Canes' 48 paint points are the most points in the paint by a Miami team since Dec. 16, 2019 (52 vs. Binghamton).

### DEFENSE WINS GAMES

Miami held Florida State to a season-low 53 points on Sunday, marking the third time this season the Canes have kept their opponent under 60 points. Miami is 3-0 in those games. The Canes tallied 12 steals in the contest for their third double-digit steal effort of the season. Miami ranks fifth in the ACC in steals per game at 7.60.

## BY THE NUMBERS

- Junior Karla Erjavec earned her first career start as a Cane against Florida State.
- Miami ranks third in the ACC in 3-point FG percentage defense, holding opponents to a .287 clip.
- Four Canes scored in double-figures on Sunday for the first time in ACC play this season.
- Miami tallied its fifth double-digit victory of the year on Sunday against Florida State.
- When scoring 65 or more points, Miami boasts an 8-1 record with the only loss coming to No. 1 Louisville.

## HEAD-TO-HEAD

Miami		VT
67.0	Points/Game	74.8
38.7	Field-Goal %	42.9
28.5	3-Point %	37.1
66.8	Free-Throw %	73.5
38.1	Rebounds/Game	39.4
12.5	Assists/Game	16.4
1.6	Blocks/Game	4.7
7.6	Steals/Game	4.4
66.7	Scoring Defense	65.3
41.4	FG% Defense	38.2
28.7	3FG% Defense	33.4
-2.7	Rebound Margin	3.8
0.9	AST-TO Ratio	1.1

## PROBABLE STARTERS (FROM LAST GAME)

### Miami Hurricanes

No.	Player	Pos.	Yr.	Ht.	Hometown	PPG	RPG	APG	FG%	3FG%	FT%
3	Destiny Harden	F	R-Jr.	6-1	Chicago, Ill.	7.5	4.7	1.3	.402	.314	.628
4	Endia Banks	G	Sr.	5-9	Duluth, Ga.	10.1	4.1	3.6	.453	.289	.536
20	Kelsey Marshall	G	Sr.	5-9	Davie, Fla.	14.5	3.1	1.5	.361	.295	.775
25	Karla Erjavec	G	Jr.	5-10	Zagreb, Croatia	3.3	0.7	1.4	.342	.318	.000
35	Naomi Mbandu	F	Jr.	6-2	Tarbes, France	8.5	4.9	1.8	.479	.348	.800

### Virginia Tech Hokies

No.	Player	Pos.	Yr.	Ht.	Hometown	PPG	RPG	APG	FG%	3FG%	FT%
2	Aisha Sheppard	G	Sr.	5-9	Alexandria, Va.	19.1	2.6	3.0	.386	.371	.827
5	Georgia Amore	G	Fr.	5-5	Ballarat, Victoria, Aus.	10.2	2.1	4.5	.386	.398	.739
15	Azana Baines	G	So.	6-1	Blackwood, N.J.	6.4	5.8	1.7	.403	.267	.667
22	Cayla King	G	So.	5-11	Greensboro, N.C.	9.2	3.1	1.1	.412	.411	.750
33	Elizabeth Kitley	C	So.	6-5	Summerfield, N.C.	18.9	11.4	2.2	.539	.429	.739

## SCHEDULE (H: 6-3, A: 2-4, N: 0-0)

DATE	OPPONENT	TV	TIME/RESULT
------	----------	----	-------------

### November

25	JACKSONVILLE	ACCNX	W, 74-58
28	NORTH FLORIDA	ACCNX	W, 81-39

### December

3	FAU	ACCNX	W, 73-61
10	#20/18 SYRACUSE*	ACCN	L, 69-58
14	NORTH CAROLINA*	ACCN	W, 67-63
20	at #4/3 NC State	ACCNX	L, 78-47
31	NOTRE DAME*	ACCN	L, 71-60

### January

3	CLEMSON*	ACCN	W, 80-71
7	at Wake Forest*	ACCN	L, 63-60
10	at North Carolina*	RSN	W, 69-59
17	at #24/21 Syracuse*	RSN	L, 99-64
21	at Pittsburgh*	ACCN	W, 72-68
26	at #1 Louisville*	ACCN	L, 79-76
28	GEORGIA TECH*	ACCN	L, 70-56

### February

7	FLORIDA STATE*	ESPNU	W, 68-53
11	VIRGINIA TECH*	ACCN	6 p.m.
14	at Florida State*	ACCNX	2 p.m.
16	at Georgia Tech*	ACCNX	12 p.m.
18	BOSTON COLLEGE*	ACCNX	8 p.m.
25	WAKE FOREST*	ACCNX	7 p.m.
28	at Clemson*	ACCNX	2 p.m.

BOLD CAPS - home game

\* - ACC game

All times Eastern and subject to change

## ATHLETIC COMMUNICATIONS

**WBB Contact:** Megan Barnes  
**Email:** meganbarnes@miami.edu  
**Office Phone:** 305-284-6797  
**Cell Phone:** 630-651-8801

## QUICK FACTS

### UNIVERSITY INFORMATION

Location	Coral Gables, Fla.
Enrollment	17,809
Founded	1925
Nickname	Hurricanes
Colors	Orange, Green and White
President	Dr. Julio Frenk
Director of Athletics	Blake James
Faculty Athletics Representative	Dr. Marvin Dawkins
Conference	Atlantic Coast Conference
Arena / Capacity	Watsco Center / 7,972
Ticket Office Phone	1-800-GO-CANES
Press Row Phone	305-284-2111
Website	MiamiHurricanes.com
Mailing Address	5821 San Amaro Drive, Coral Gables, FL 33146

### COACHING STAFF

Head Coach	Katie Meier (Duke, '89 [B.A.], '90 [M.A.])
Record at Miami	300-194 (16th season)
Career Record	376-239 (20th season)
Assistant Coach	Octavia Blue (Miami '98)
Assistant Coach	Fitzroy Anthony (Palm Beach Atlantic '08)
Interim Assistant Coach / Video Coordinator	Noelle Cobb (La Verne '16)
Director of Ops / Coord. of Recruiting	Lounette Hall (CSU-Northridge '94)
Director of Ops / Special Projects	Margie Gill (Florida '03)
Assistant Director of Ops	Morgan Stroman (Miami '13)
Coordinator / Player Development	Shenise Johnson (Miami '12)

## PROGRAM INFORMATION

### PROGRAM HISTORY

First Year of Basketball	1972-73
All-Time Record	806-567 (.589)
All-Time ACC Record	126-130 (.494)
NCAA Tournament Apps.	14 (last, 2019)
Last NCAA Opponent	Arizona St., 2019 (L, 57-55, 2nd Round)
WNIT Appearances	Six (last, 2014)
Last WNIT Opponent	Setson, 2014 (L, 70-63, First Round)

### TEAM INFORMATION

2019-20 Overall Record	15-15 (12-6 H, 2-8 A, 1-1 N)
ACC Record / Finish	7-11 / T-11th
Letter Winners Returning / Lost	10 / 3
Starters Returning / Lost	4 / 1
Newcomers	4

RETURNING STARTERS	POS	PPG	RPG	APG
Mykea Gray	G	12.6	2.1	2.2
Kelsey Marshall	G	7.8	2.3	1.8
Endia Banks	G	7.1	3.8	3.2
Brianna Jackson	F	4.9	4.5	0.3

KEY LOSSES (5.0+ PPG)	POS	PPG	RPG	APG
Beatrice Mompremier	F	16.8	9.8	0.6

RETURNING NUMBERS	AVG	PCT
Points	53.9	.840
Rebounds (includes team rebounds)	31.8	.838
Assists	12.3	.961
Blocks	3.0	.788
Steals	7.9	.908
Starts	136 of 150	.907

## 10 STRAIGHT POSTSEASONS

Miami has made 10 straight postseason appearances under Katie Meier.

\*Note: the 2019-20 postseason was cancelled due to the novel coronavirus.

2009-10: WNIT Finals (22-14, 4-10 ACC)
2010-11: NCAA Tournament Second Round (28-5, 12-2 ACC)
2011-12: NCAA Tournament Second Round (26-6, 14-2 ACC)
2012-13: NCAA Tournament First Round (21-11, 11-7 ACC)
2013-14: WNIT First Round (16-15, 8-8 ACC)
2014-15: NCAA Tournament Second Round (20-13, 8-8 ACC)
2015-16: NCAA Tournament First Round (24-9, 10-6 ACC)
2016-17: NCAA Tournament Second Round (24-9, 10-6 ACC)
2017-18: NCAA Tournament First Round (21-11, 10-6 ACC)
2018-19: NCAA Tournament Second Round (25-9, 12-4 ACC)

### the matchup

• Miami is looking to carry its momentum from the win over Florida State into Thursday's matchup with the Virginia Tech Hokies. Tipoff is set for 6 p.m. and the game will air on ACC Network with Pam Ward and LaChina Robinson on the call. Fans can also listen to the game on WVUM 90.5.

• Miami has been dominant in the series between the Canes and the Hokies holding a 21-8 advantage. The Hurricanes are 13-2 in their last 15 games against Virginia Tech and boast an 11-2 record when playing in Coral Gables, Fla.

• The Hokies have won the last two meetings but prior to those wins, Miami won 15 straight contests. The games between the teams have always been competitive with 15 of the 29 games resulting in single-digit wins for the victors. The Canes hold the 11-4 edge in those games.

### last time out

• Miami used an electric second-half performance to best in-state rival, Florida State, 68-53, Sunday afternoon. After shooting just 28.1 percent in the first 20 minutes, the Canes opened the second half going a perfect 8-for-8 to regain the lead and cruise to victory.

• Four Canes scored in double-figures in the game, paced by junior Naomi Mbandu who finished the afternoon with 16 points. Redshirt junior Destiny Harden dominated the boards for the Canes, hauling in 12 rebounds for her third-career double-digit rebounding effort.

### scouting the hokies

• The Hokies come into the Watsco Center on a three-game winning streak, most recently besting Pittsburgh, 74-55. Virginia Tech is 4-6 in its last 10 games, including an upset overtime win over No. 2 NC State (83-71) on Jan. 28.

• Three Seminoles are averaging double-figures this season, paced by Aisha Sheppard at 19.1 points per game. Sheppard ranks second in the ACC in scoring this season, while fellow Hokie, Elizabeth Kitley, ranks third in the conference in rebounding (11.4 boards per game).

### way to go, nao

• Since joining the starting lineup on Dec. 31, junior Naomi Mbandu has balled out for the Canes: Bench: 6 gp, 20.0 mpg, 4.3 ppg, 3.2 rpg, 0.8 apg, 1.0 spg  
Starter: 9 gp, 28.4 mpg, 11.3 ppg, 6.0 rpg, 2.4 apg, 1.3 spg

• She has shot 52.1 percent from the field as a starter and boasts a team-best .462 clip from 3-point range. Additionally, Mbandu paces the Canes in free-throw shooting in the last eight games, knocking down 80 percent of her attempts.

## HURRICANE LEADERS

### Led Team in Points

	Season	Career
Mykea Gray	8	25
Kelsey Marshall	2	18
Endia Banks	2	9
Destiny Harden	2	4
Naomi Mbandu	2	2
Moulayna Johnson Sidi Baba	1	1
Nyayongah Gony	1	1
Brianna Jackson	1	1
Taylor Mason	1	1

### Led Team in Rebounds

	Season	Career
Destiny Harden	3	11
Brianna Jackson	6	9
Taylor Mason	6	7
Jamir Huston	1	3
Endia Banks	1	4
Naomi Mbandu	2	2
Moulayna Johnson Sidi Baba	3	3
Mykea Gray	2	2
Kelsey Marshall	1	1

### Double-Figure Scoring Games

	Season	Career
Mykea Gray	12	61
Kelsey Marshall	8	59
Endia Banks	7	27
Taylor Mason	4	12
Destiny Harden	2	8
Brianna Jackson	2	7
Naomi Mbandu	5	5
Sydney Roby	1	3
Moulayna Johnson Sidi Baba	1	2

Jamir Huston	1	2
Nyayongah Gony	1	1

### Consecutive Games in Double Figures

	Season	Career
Mykea Gray	3	9
Kelsey Marshall	4	5
Endia Banks	4	4
Naomi Mbandu	4	4
Taylor Mason	3	3
Destiny Harden	2	2
Brianna Jackson	2	2

### 20-Point Games

	Season	Career
Mykea Gray	3	14
Kelsey Marshall	1	8
Destiny Harden	1	1
Endia Banks	1	2

### Double-Figure Rebounding Games

	Season	Career
Destiny Harden	3	3
Jamir Huston	1	2
Taylor Mason	1	1
Brianna Jackson	1	1
Endia Banks	1	1

### Double-Doubles

	Season	Career
Destiny Harden	2	2
Taylor Mason	1	1
Brianna Jackson	1	1
Endia Banks	1	1



## 4 games, 8 days

• Miami is about to embark on an eight-day stretch filled with basketball as the Canes will play four separate teams in the eight-day span. The Canes were originally only slated to play Feb. 11 and Feb. 14, but schedule changes due to the pandemic moved games around so Miami will now also face Georgia Tech on Feb. 16 and Boston College on Feb. 18.

• The four-game stretch is an opportunity for the Canes to increase their NET ranking as all four opponents Miami is set to face sit above the Canes in NET. Three of the four opponents rank among the top 50 teams in the country (GT – 25, VT – 33, WF – 43).

## facing the commonwealth

• Miami has faced a team from the state of Virginia 67 times in program history, with 40 of the 67 meetings coming in ACC play against Virginia or Virginia Tech.

• The Canes are 43-24 all-time against teams from Virginia and have won seven of the last 10 games.

## birthday canes

• February is a special month for the Miami women's basketball team as five Hurricanes celebrate their birthdays:

Feb. 6 – Sydnee Roby  
Feb. 8 – Moulayna Sidi Baba  
Feb. 9 – Endia Banks  
Feb. 16 – Jamir Huston  
Feb. 26 – Kelsey Marshall

## in acc play

• Since joining the ACC ahead of the 2004-05 season, Miami holds a 124-131 overall record against conference teams.

• The Canes boast a 77-55 record when playing ACC teams in Coral Gables, Fla.

## february love

• Miami has been successful in the month of February in program history, posting a 203-166 overall record.

• The Canes sit at 56-59 in the month of February in ACC games. Miami has recorded a perfect February just once in program history, going 8-0 during the 1991-92 season.

## a tale of two halves

• The Canes could not have put on two more different halves as they did on Sunday. After a stagnant offense in the first 20 minutes, Miami regrouped in the locker room to dominate the second half.

	First Half	Second Half
FG-FGM	8-28	20-28
FG%	28.6	71.4
Assists	3	10
Points Off TOs	6	15

## the road to 300

• Head coach Katie Meier celebrated her 300th win as the leader of the Canes on Sunday, becoming one of three active coaches to reach 300 wins at the helm of an ACC team (Jeff Walz and Quentin Hillsman).

• In 16 years at Miami, Meier boasts a 300-194 record and has led the Canes to 11 postseason appearances and nine 20-win seasons. She was named the 2011 AP National Coach of the Year and has coached five All-Americans.

## home sweet home

• Miami has always excelled in front of the home crowd, posting a 508-204 all-time record at home.

• Since the inception of the program, the Canes have only finished the season with a losing home record four times.

## bleed orange and green

• There are currently three Canes greats on the Miami women's basketball staff: Octavia Blue (associate head coach), Morgan Stroman (asst. director of ops.) and Sherise Johnson (coordinator, player development).

• All three staff members played professional basketball either in the WNBA or overseas and two of the three (Blue and Johnson) were All-Americans.

## canes in the pros

• The Canes currently have nine alumni playing professional basketball overseas. Laura Cornelius, Serena Geldof, Emese Hof and Laura Quevedo are all playing in Spain, while Jessica Thomas (Latvia), Adrienne Motley (Greece), Keyona Hayes (Hungary), Riquana Williams (Turkey) and Beatrice Mompremier (Hungary) are all across Europe.

## THE POLLS

### Associated Press

Rk.	Team (No. 1 votes)	Rec.	Pts.
1	South Carolina (29)	15-1	748
2	Connecticut	13-1	703
3	Louisville	18-1	667
4	NC State (1)	12-2	642
5	Stanford	17-2	634
6	Texas A&M	18-1	631
7	Baylor	14-2	561
8	UCLA	11-3	532
9	Maryland	13-2	506
10	Arizona	11-2	503
11	Oregon	12-3	419
T-12	Michigan	10-1	393
T-12	Ohio St.	12-2	393
14	South Florida	10-1	339
15	Indiana	11-4	267
16	Tennessee	12-3	239
17	Gonzaga	16-2	232
18	Arkansas	14-7	230
19	West Virginia	15-2	229
20	Kentucky	13-5	207
21	Northwestern	11-3	197
22	DePaul	10-4	155
23	South Dakota State	15-2	98
24	Georgia	14-4	89
25	Missouri State	11-2	56

**Others receiving votes:** Mississippi St. 45, Syracuse 9, Oklahoma St. 8, Georgia Tech 8, Stephen F Austin 6, Rice 2, Iowa St. 1, Virginia Tech 1

### USA Today Coaches Poll

Rk.	Team (No. 1 votes)	Rec.	Pts.
1	Connecticut (17)	14-1	778
2	Louisville (11)	18-1	769
3	South Carolina (2)	15-2	735
4	Stanford	17-2	681
5	Texas A&M (2)	18-1	672
6	NC State	12-2	659
7	UCLA	11-3	571
8	Arizona	12-2	569
9	Baylor	14-2	566
10	Maryland	13-2	522
11	Ohio St.	12-2	457
12	Michigan	10-1	427
13	Oregon	12-4	377
14	Indiana	11-4	320
15	South Florida	10-1	306
16	Gonzaga	16-2	302
17	Arkansas	14-7	287
18	Kentucky	13-5	286
19	Tennessee	12-3	237
20	Northwestern	11-3	200
21	West Virginia	15-2	155
22	DePaul	10-4	153
23	Missouri St.	11-2	98
24	Mississippi State	8-5	86
25	Georgia	14-4	66

**Others receiving votes:** South Dakota State 44; Florida Gulf Coast 22; Michigan St 13; Texas 10; Oklahoma State 7; Dayton 7; Syracuse 5; Southern California 5; Georgia Tech 5; Rice 2; Iowa 1

\*updated 2/9/21

## acc standings

Team	ACC Rec.	ACC Pct.	Overall Rec.	Overall Pct.	Win Streak
1. Louisville	11-1	.917	18-1	.947	W2
2. NC State	7-2	.778	12-2	.857	L1
3. Georgia Tech	9-3	.750	11-4	.733	L1
4. Syracuse	8-4	.667	11-4	.733	W2
5. Notre Dame	6-6	.500	8-8	.500	L3
6. Florida State	5-5	.500	6-5	.545	L1
7. Wake Forest	6-7	.462	9-8	.529	W1
8. Clemson	5-7	.417	10-7	.588	L1
<b>Miami</b>	<b>5-7</b>	<b>.417</b>	<b>8-7</b>	<b>.533</b>	<b>W1</b>
Virginia Tech	5-7	.417	10-7	.588	W3
11. North Carolina	4-8	.333	9-8	.529	W1
12. Pittsburgh	2-6	.250	4-7	.364	L3
13. Boston College	1-8	.111	5-8	.385	L4
14. Duke	0-1	.000	3-1	.750	L1
15. Virginia	0-2	.000	0-5	.000	L5

## NCAA STATS

Team	NCAA	ACC
Category (Value)	120	9
Assist Turnover Ratio (0.9)	157	9
Assists (188)	188	12
Assists Per Game (12.5)	292	13
Blocked Shots (24)	314	15
Blocked Shots Per Game (1.6)	138	7
Fewest Fouls (238)	114	7
Fewest Turnovers (210)	232	14
Field-Goal Percentage (38.7)	221	11
Field-Goal Percentage Defense (41.4)	111	6
Free Throw Attempts (280)	130	6
Free Throws Made (187)	228	12
Free-Throw Percentage (66.8)	94	5
Personal Fouls Per Game (15.9)	240	14
Rebound Margin (-2.7)	143	9
Rebounds (572)	146	10
Rebounds Per Game (38.13)	198	8
Scoring Defense (66.7)	165	9
Scoring Margin (0.3)	146	14
Scoring Offense (67)	163	6
Steals (114)	170	5
Steals Per Game (7.6)	82	3
3-Point FG Defense (28.7)	80	5
3-Point Field Goals Attempted (344)	111	6
3-Point Field Goals Made (98)	117	8
3-Point Field Goals Per Game (6.5)	246	15
3-Point Field-Goal Percentage (28.5)	69	3
Turnover Margin (2.53)	148	5
Turnovers Forced (16.53)	58	6
Turnovers Per Game (14)	154	9
Won-Lost Percentage (53.3)		

### Individual (Top-75 Nationally)

Category (Value)	NCAA	ACC
3-Point FG Attempted		
Kelsey Marshall (129)	11	3
3-Point FG Made		
Kelsey Marshall (38)	45	6
3-Point FG Per Game		
Kelsey Marshall (2.53)	57	9

\*updated 2/9/21

## croatian sensation

• Karla Erjavec may have had to sit out for the beginning of the 2020-21 season, but that doesn't mean that the ball stopped dribbling. Erjavec represented her home country of Croatia at the 2021 FIBA Women's EuroBasket Qualifiers in November.

• The guard earned a pair of starts in the competition and tallied four assists and three steals in Croatia's 80-62 victory over North Macedonia. The final round of the qualifiers will take place Feb. 4-6, 2021.

## family tradition

• **Siblings:** Three Hurricanes have siblings who play(ed) college basketball. Kelsey Marshall's brother, Khyle, was a three-year starter at Butler and made the 2011 NCAA title game. Taylor Mason's brother, Nate, was a First Team All-Big Ten pick at Minnesota in 2016-17. Nyayongah Gony's sister, Nyagoo, is a junior on the Purdue women's basketball team.

• **Parents:** Three other Miami players have relatives who play(ed) basketball. Both Karla Erjavec's mother and father played professional basketball in Croatia. Brianna Jackson's father played semi-pro basketball, while Sydnee Roby's mother played collegiate ball at Grambling State and Howard University. Roby's mom, Essie Washington, also played professional basketball for the Virginia Wave of the WABA.

• **Cousins:** Sydnee Roby's cousin, Ericka Haney, started on Notre Dame's 2001 national championship team.

## VS. 2020-21 OPPONENTS

OPPONENT	REC.	STRK	LAST MEETING
Boston College	28-18	L1	L, 75-64 (2/23/20)
Clemson	13-8	L1	L, 71-56 (3/4/20)
Duke	4-15	L1	L, 74-55 (2/9/20)
FAU	17-0	W17	W, 76-61 (11/23/12)
Florida State	15-47	L2	L, 79-61 (1/26/20)
Georgia Tech	17-15	W1	W, 54-49 (1/30/20)
Jacksonville	1-1	W1	W, 65-36 (12/6/14)
Louisville	2-5	L1	L, 87-41 (1/9/20)
North Carolina	10-14	L1	L, 78-58 (1/16/20)
NC State	11-12	L2	L, 50-48 (2/20/20)
North Florida	5-0	W5	W, 78-55 (11/13/19)
Notre Dame	5-20	L1	L, 76-53 (1/19/20)
Pittsburgh	23-9	W6	W, 73-54 (3/1/20)
Stetson	19-4	L1	L, 70-63 (3/20/14)
Syracuse	21-10	W1	W, 77-62 (1/12/20)
Virginia	10-10	L1	L, 69-64 (2/13/20)
Virginia Tech	21-8	L2	L, 69-45 (2/2/20)
Wake Forest	14-9	W4	W, 79-63 (2/27/20)

\*All information is as of the start of the 2020-21 season

## #21SQUAD

• The 2021 signing class features a group of immense talent in Jasmyne Roberts, Lashae Dwyer, Ja'Leah Williams and Chisomaga Okafor. The quartet is made up of a pair of Florida natives (Roberts and Williams), a top-80 recruit (Dwyer) and an international standout (Okafor).

• Roberts is the reigning Florida Times-Union All-First Coast Player of the Year, while Dwyer was named a BioSteel All Canadian Basketball Games nominee in 2020.

• Williams helped her team to its first state championship since 1992 and Okafor represented Spain at the 2019 FIBA U16 Women's European Championship in Skopje, Macedonia.

## GAME-BY-GAME BREAKDOWN

Date	Opponent	Site	Time	TV	Jersey	Tip-off	Attend.	Result
N25	Jacksonville	Coral Gables, Fla.	1 p.m.	ACCNX	White	JU	-	W, 74-58
N28	North Florida	Coral Gables, Fla.	3 p.m.	ACCNX	White	UNF	-	W, 81-39
D3	FAU	Coral Gables, Fla.	7:30 p.m.	ACCNX	White	UM	-	W, 73-61
D10	Syracuse*	Coral Gables, Fla.	8 p.m.	ACCN	White	SU	-	L, 69-58
D13	Duke*	Coral Gables, Fla.	3 p.m.	RSN	PPD	PPD	PPD	PPD
D14	North Carolina*	Coral Gables, Fla.	2 p.m.	ACCN	White	UM	-	W, 67-63
D17	at Georgia Tech*	Atlanta, Fla.	7 p.m.	ACCNX	PPD	PPD	PPD	PPD
D20	at Louisville*	Louisville, Ky.	1 p.m.	RSN	PPD	PPD	PPD	PPD
D20	at NC State*	Raleigh, N.C.	12 p.m.	ACCNX	Orange	NCST	25	L, 78-47
D31	Notre Dame*	Coral Gables, Fla.	1 p.m.	ACCN	White	ND	-	L, 71-60
J3	Clemson*	Coral Gables, Fla.	12 p.m.	ACCN	White	CU	-	W, 80-71
J7	at Wake Forest*	Winston-Salem, N.C.	6 p.m.	ACCN	Black	WF	-	L, 63-60
J10	North Carolina*	Coral Gables, Fla.	1 p.m.	RSN	Black	UNC	-	W, 69-59
J17	at Syracuse*	Syracuse, N.Y.	12 p.m.	RSN	Black	SU	-	L, 99-64
J21	at Pittsburgh*	Pittsburgh, Pa.	6 p.m.	ACCN	Orange	UP	-	W, 72-68
J26	at Louisville*	Louisville, Ky.	4 p.m.	ACCN	Black	UL	2,653	L, 79-76
J28	Georgia Tech*	Coral Gables, Fla.	6 p.m.	ACCN	White	GT	-	L, 70-56
F7	Florida State*	Coral Gables, Fla.	1 p.m.	ESPNU	White	FSU	-	W, 68-53
F11	Virginia Tech*	Coral Gables, Fla.	6 p.m.	ACCN				
F14	at Florida State*	Tallahassee, Fla.	2 p.m.	ACCNX				
F16	at Georgia Tech*	Atlanta, Ga.	12 p.m.	ACCNX				
F18	Boston College*	Coral Gables, Fla.	8 p.m.	ACCNX				
F25	Wake Forest*	Coral Gables, Fla.	7 p.m.	ACCNX				
F28	at Clemson*	Clemson, S.C.	2 p.m.	ACCNX				
M3-7	ACC Tournament	Greensboro, N.C.						





# MIAMI HURRICANES ROSTER

## numerical

NO.	NAME	POS.	HT.	CL.	HOMETOWN / HIGH SCHOOL / LAST SCHOOL
0	Kenza Salgues	G	5-9	So.	Montpellier, France / INSEP
1	Moulayna Johnson Sidi Baba	G/F	6-0	So.	Stockholm, Sweden / Solna Gymnasium
3	Destiny Harden	F	6-0	R-Jr.	Chicago, Ill. // West Virginia
4	Endia Banks	G	5-9	Sr.	Duluth, Ga. / Duluth
5	Mykea Gray	G	5-4	Sr.	Upper Marlboro, Md. / N'tl Christian Academy
13	Taylor Mason	G	5-9	Sr.	Decatur, Ga. / Norcross
14	Nyayongah Gony	F/G	6-4	Fr.	Lincoln, Neb. / Lincoln High
15	Jamir Huston	F	6-0	Jr.	Cleveland, Ohio / John Hay
20	Kelsey Marshall	G	5-9	Sr.	Davie, Fla. / Miami Country Day School
21	Brianna Jackson	F	6-3	So.	Virginia Beach, Va. / Princess Anne
23	Paula Fraile Ruiz	F	6-4	Fr.	Barcelona, Spain / Institut Joaquim Blume
25	Karla Erjavec	G	5-10	Jr.	Zagreb, Croatia // Wyoming
35	Naomi Mbandu	F	6-2	Jr.	Tarbes, Frances // Gulf Coast State College
44	Sydnee Roby	C	6-3	So.	Milwaukee, Wis. / Rufus King

## alphabetical

NO.	NAME	POS.	HT.	CL.	HOMETOWN / HIGH SCHOOL / LAST SCHOOL
4	Endia Banks	G	5-9	Sr.	Duluth, Ga. / Duluth
25	Karla Erjavec	G	5-10	Jr.	Zagreb, Croatia // Wyoming
23	Paula Fraile Ruiz	F	6-4	Fr.	Barcelona, Spain / Institut Joaquim Blume
14	Nyayongah Gony	F/G	6-4	Fr.	Lincoln, Neb. / Lincoln High
5	Mykea Gray	G	5-4	Sr.	Upper Marlboro, Md. / N'tl Christian Academy
3	Destiny Harden	F	6-0	R-Jr.	Chicago, Ill. // West Virginia
15	Jamir Huston	F	6-0	Jr.	Cleveland, Ohio / John Hay
21	Brianna Jackson	F	6-3	So.	Virginia Beach, Va. / Princess Anne
1	Moulayna Johnson Sidi Baba	G/F	6-0	So.	Stockholm, Sweden / Solna Gymnasium
20	Kelsey Marshall	G	5-9	Sr.	Davie, Fla. / Miami Country Day School
13	Taylor Mason	G	5-9	Sr.	Decatur, Ga. / Norcross
35	Naomi Mbandu	F	6-2	Jr.	Tarbes, Frances // Gulf Coast State College
44	Sydnee Roby	C	6-3	So.	Milwaukee, Wis. / Rufus King
0	Kenza Salgues	G	5-9	So.	Montpellier, France / INSEP

## basketball staff

**Head Coach:** Katie Meier (Duke '89 [B.A.] & '90 [M.A.], 16th season)  
**Associate Head Coach:** Octavia Blue (Miami '98, ninth season)  
**Assistant Head Coach:** Fitzroy Anthony (Palm Beach Atlantic '08, sixth season)  
**Interim Assistant Coach / Video Coordinator:** Noelle Cobb (La Verne '17, second season)  
**Director of Operations / Recruiting:** Lonnelle Hall (CSU-Northridge '94, 14th season)  
**Director of Operations / Special Projects:** Margie Gill (Florida '03, seventh season)  
**Assistant Director of Operations:** Morgan Stroman (Miami '13, second season)  
**Coordinator / Player Development:** Shenise Johnson (Miami '12, first season)  
**Strength and Conditioning Coach:** Brandon Kuhn (Angelo State '07, first season)  
**Athletic Trainer:** Abbey Misenheimer (North Carolina '16, first season)

## pronunciation guide

NAME	FIRST	LAST	HOMETOWN
Endia Banks	IN-dee-uh		
Karla Erjavec	CAR-luh	AIR-yeh-vets	Zagreb
Paula Fraile Ruiz	PAWL-uh	FRY-lay Roo-eez	
Nyayongah Gony	nye-YUN-guh	GO-nee	
Mykea Gray	My-KEY-uh		
Jamir Huston	Juh-Meer	Hue-ston	
Brianna Jackson	Bree-AHN-uh		
Moulayna Johnson Sidi Baba	Moo-LAY-nah	See-dee Bah-bah	
Naomi Mbandu	nye-OH-mee	em-bahn-DOO	Tarbes
Katie Meier		MY-urr	
Sydnee Roby		ROW-bee	
Kenza Salgues		SAHL-guh	Montpellier

## CLASS BREAKDOWN

Freshmen 2  
Paula Fraile Ruiz  
Nyayongah Gony

Sophomores 4  
Brianna Jackson  
Sydnee Roby  
Kenza Salgues  
Moulayna Johnson Sidi Baba

Juniors 4  
Karla Erjavec  
Destiny Harden  
Jamir Huston  
Naomi Mbandu

Seniors 4  
Endia Banks  
Mykea Gray  
Kelsey Marshall  
Taylor Mason

## GEOGRAPHIC BREAKDOWN

Croatia 1  
Karla Erjavec

Florida 1  
Kelsey Marshall

France 1  
Naomi Mbandu  
Kenza Salgues

Georgia 1  
Endia Banks  
Taylor Mason

Maryland 1  
Mykea Gray

Illinois 1  
Destiny Harden

Nebraska 1  
Nyayongah Gony

Ohio 1  
Jamir Huston

Spain 1  
Paula Fraile Ruiz

Sweden 1  
Moulayna Johnson Sidi Baba

Virginia 1  
Brianna Jackson

Wisconsin 1  
Sydnee Roby



## RECORD WHEN

last time it happened

At home.....	6-3
On the road.....	2-4
Neutral site.....	0-0
Scoring 90-plus points.....	0-0
Scoring 80-plus points.....	2-0
Scoring 70-plus points.....	5-1
Scoring 60-plus points.....	8-4
Scoring under 60 points.....	0-3
Allowing under 60 points.....	4-0
Allowing under 50 points.....	1-0
Allowing under 40 points.....	1-0
Leading at halftime.....	5-1
Trailing at halftime.....	2-6
Tied at halftime.....	1-0
Outrebounding opponent.....	5-0
Outrebounded by opponent.....	3-7
Rebounds tied.....	0-0
Higher field goal percentage.....	5-1
Lower field goal percentage.....	3-6
Field goal percentage tied.....	0-0
Fewer turnovers.....	5-6
More turnovers.....	3-1
Turnovers tied.....	0-0
40-plus field goal percentage.....	4-2
Under 40 field goal percentage.....	4-5
30-plus 3-point field goal percentage.....	4-2
Under 30 3-point field goal percentage.....	4-5
90-plus free throw percentage.....	0-0
80-plus free throw percentage.....	3-1
70-plus free throw percentage.....	5-3
Under 70 free throw percentage.....	3-4
20-plus 3-point attempts.....	7-4
Under 20 3-point attempts.....	1-3
More free throw attempts.....	7-4
Fewer free throw attempts.....	1-1
Free throw attempts tied.....	0-2
More made free throws.....	7-4
Fewer made free throws.....	1-3
Made free throws tied.....	0-0
40-plus free throw attempts.....	1-0
30-plus free throw attempts.....	1-0
20-plus free throw attempts.....	3-1
Under 20 free throw attempts.....	5-6
20-plus turnovers forced.....	2-1
15-plus turnovers forced.....	6-4
10-plus turnovers forced.....	6-5
Under 10 turnovers forced.....	0-1
15-plus turnovers.....	5-1
Under 15 turnovers.....	3-6
20-plus assists.....	0-0
15-plus assists.....	5-0
Under 15 assists.....	3-7
More 3-pointers made.....	6-0
Fewer 3-pointers made.....	2-6
3-pointers made tied.....	0-1
One possession games.....	0-2
Final margin 10 or more points.....	5-5
Final margin fewer than 10 points.....	3-2
Final margin fewer than 5 points.....	2-2
Overtime game.....	0-0
With a 30-point scorer.....	0-0
With a 20-point scorer.....	5-0
With a 10-plus rebounder.....	4-1
Versus ranked opponents.....	0-4
Wearing white jerseys.....	6-3
Wearing orange jerseys.....	1-1
Wearing green jerseys.....	0-0
Wearing black jerseys.....	1-3
Wearing pink jerseys.....	0-0
On Sundays.....	3-2
On Mondays.....	1-0
On Tuesdays.....	0-1
On Wednesdays.....	1-0
On Thursdays.....	2-4
On Fridays.....	0-0
On Saturdays.....	1-0
Day games.....	6-3
Night games.....	2-4

### MIAMI INDIVIDUAL

Scored 20-29 points.....	Kelsey Marshall (21) at Pittsburgh (1/21/21)
Scored 30-39 points.....	Beatrice Mompremier (31) at [19/20] DePaul (11/23/19)
Scored 40+ points.....	Renee Taylor (42) at Houston (12/19/05)
Consecutive 20-point games.....	Kelsey Marshall (22 vs. Clemson, 21 at Florida State) (1/23-1/26)
Made 10-14 field goals.....	Beatrice Mompremier (12) at [19/20] DePaul (11/23/19)
Made 15+ field goals.....	Tamara James (17) vs. Fairfield (12/28/04)
Made six 3-point field goals.....	Kelsey Marshall (6) at Wake Forest (2/27/20)
Made seven-plus 3-point field goals.....	Kelsey Marshall (7) at Virginia (2/13/20)
Made 10-14 free throws.....	Emese Hof (11) at [13/14] Syracuse (1/23/19)
Made 15+ free throws.....	Desma Thomas (16) vs. Georgetown (2/25/97)
Had 15-19 rebounds.....	Beatrice Mompremier (18) at [19/20] DePaul (11/23/19)
Had 20+ rebounds.....	Beatrice Mompremier (22) vs. [22/20] Arizona State (3/24/19)
Had 10+ assists.....	Laura Cornelius (10) at [13/14] Syracuse (1/23/19)
Had 5-9 steals.....	Kelsey Marshall (5) vs. vs. FAU (12/3/20)
Had 5+ blocks.....	Brianna Jackson (5) at [14/14] Florida State (1/26/20)
Had a double-double.....	Naomi Mbandu (17 points, 11 rebounds) at [1/1] Louisville (1/26/21)
20 points and 20 rebounds.....	Beatrice Mompremier (24 pts, 21 reb) vs. [11/11] Marquette (11/15/18)

### MIAMI TEAM

Scored 80-89 points.....	80 vs. Clemson (1/3/21)
Scored 90-99 points.....	90 vs. Vanderbilt (12/20/18)
Scored 100+ points.....	103 vs. Florida A&M (12/28/18)
Scored 100+ points in a conference game.....	100 vs. North Carolina (1/26/17)
Had 50-59 rebounds.....	51 vs. Jacksonville (11/25/20)
Made 30-34 field goals.....	33 vs. Clemson (1/3/21)
Made 35-39 field goals.....	36 vs. Florida A&M (12/28/18)
Made 40+ field goals.....	41 vs. UL-Monroe (12/16/11)
Made 10-14 3-point field goals.....	10, at Pittsburgh (1/21/21)
Made 15+ 3-point field goals.....	16 vs. Alabama (12/21/18)
Made 20-29 free throws.....	28, vs. FAU (12/3/20)
Made 30 free throws.....	34 vs. Boston College (1/27/19)
Dished 20-25 assists.....	24 vs. Vanderbilt (12/20/18)
Dished 25-29 assists.....	26 vs. Alabama (12/21/18)
Dished 30+ assists.....	30 vs. Prairie View A&M (11/17/11)
Recorded 15-19 steals.....	16 vs. Syracuse (1/12/19)
Recorded 20+ steals.....	22 vs. North Carolina (2/8/12)
Posted 10+ blocks.....	10 vs. NC A&T (11/22/19)
Four players with 10+ points.....	Mbandu (16), Mason (15), Banks (12), Marshall (12) vs. FSU (2/7/21)
Five players with 10+ points.....	Hof (22), Mompremier (17), Marshall (17), Cornelius (11), Huston (10) vs. FAMU (12/28/18)
Two players with 20+ points.....	Endia Banks (23), Beatrice Mompremier (20) vs. IUPUI (11/17/19)
Two players with double-figure rebounds.....	Emese Hof (12), Beatrice Mompremier (10) vs. FGCU (3/22/19)
Two players with double-doubles.....	Mompremier (21 pts, 10 reb), Hof (10 pts, 12 reb) vs. FGCU (3/22/19)
Won by 30-39 points.....	30 vs. Virginia Tech (2/25/18)
Won by 40-49 points.....	42 vs. North Florida (11/28/20)
Won by 50+ points.....	51 at FIU (11/6/18)
Won in overtime.....	54-49 (OT) vs. Georgia Tech (1/30/20)
Lost in overtime.....	72-67 (OT) vs. Florida State (3/6/14)
Defeated a ranked opponent.....	79-73 at [2/2] Louisville (2/17/19)
Lost to a ranked opponent.....	79-75 at [1/1] Louisville (1/26/21)
Defeated a top 6-10 opponent.....	56-54 vs. [8/12] Florida State (3/3/17)
Lost to a top 6-10 opponent.....	50-48 vs. [10/10] NC State (2/20/20)
Defeated a top-5 opponent.....	79-73 at [2/2] Louisville (2/17/19)
Lost to a top-5 opponent.....	79-76 at [1/1] Louisville (1/26/21)

### MIAMI OPPONENT

Scored 80-89 points.....	87 vs. [7/7] Louisville (1/9/20)
Scored 90-99 points.....	99 at [24/21] Syracuse (1/17/21)
Scored 100+ points.....	105 vs. [13/12] Florida State (1/11/18)
Won by 30-39 points.....	35 at [24/21] Syracuse (1/17/21)
Won by 40-49 points.....	46 vs. [7/7] Louisville (1/9/20)
Won by 50+ points.....	58 vs. [1/1] Maryland (1/10/07)
Individual scored 30-39 points.....	Paris Kea (31) vs. North Carolina (2/4/18)
Individual scored 40+ points.....	Monique Currie (43) vs. Duke (2/19/06)
Individual had 15-19 rebounds.....	Janelle Bailey (15) at North Carolina (1/10/21)
Individual had 20+ rebounds.....	Crystal Langhorne (22) vs. Maryland (2/17/05)
Individual had 10+ assists.....	Tiana Mangakahia (10) at Syracuse (1/17/21)
Individual had 5+ steals.....	Taylor Koenen (5) at North Carolina (1/16/20)
Individual had 5+ blocks.....	Brianna Turner (5) vs. Notre Dame (2/7/19)



# HEAD COACH KATIE MEIER

16TH SEASON | DUKE, 1989 (B.A.) | DUKE, 1990 (M.A.)

Career Record: 376-239 | UM Record: 300-194 | ACC Record: 123-121

## MEIER'S CAREER

Assistant Coach	
1993-94	UNC Asheville
1994-99	Tulane
Associate Head Coach	
1999-2001	Tulane
Head Coach	
2001-05	Charlotte
2005-pres.	Miami

## EDUCATION

Wheaton Central High School, 1985  
 Duke University, 1989  
 B.A. English (Literature)  
 Duke University, 1990  
 M.A. English (Teaching English)

## NCAA APPEARANCES

2003 - Charlotte - First Round  
 2011 - Miami - Second Round  
 2012 - Miami - Second Round  
 2013 - Miami - First Round  
 2015 - Miami - Second Round  
 2016 - Miami - First Round  
 2017 - Miami - Second Round  
 2018 - Miami - First Round

## WNIT APPEARANCES

2004 - Charlotte - Second Round  
 2005 - Charlotte - First Round  
 2006 - Miami - Second Round  
 2010 - Miami - Finals  
 2014 - Miami - First Round

## PLAYING CAREER

Wheaton Central High School, 1981-85  
 Duke University, 1985-90  
 BBC Mini-Flat Waregem (Belgium), 1990-93

## MISCELLANEOUS

ACC Rookie of the Year, 1986  
 GTE Academic All-American, 1988  
 First Team All-ACC, 1990  
 Kodak/WBCA District All-American, 1990  
 Duke Hall of Honor Inductee, 2002  
 ACC 50th Anniversary Team, 2002  
 C-USA Coach of the Year, 2003  
 WBCA Regional Coach of the Year, 2003  
 ACC Legend, 2006  
 Wheaton Central HS HOF Inductee, 2009  
 ACC Coach of the Year, 2011  
 WBCA Region 2 Coach of the Year, 2011  
 AP National Coach of the Year, 2011  
 USA Basketball Coach of the Year, 2013  
 UM Sports HOF Inductee, 2017

Katie Meier completed her 15th season at the helm of the Hurricanes' women's basketball program in 2019-20. A well-known and respected figure in women's basketball with 19 years of head coaching experience, Meier has worked tirelessly to put her mark on Miami's program and to build a winning tradition.

In her 15 seasons leading the Canes, Meier has amassed nine 20-win seasons and coached the team to 11 postseason appearances, including 10 straight from 2009-2019. Meier is the all-time winningest head coach of Miami women's basketball by percentage (.617) and the Canes have not finished below .500 since 2009.

Through the 2019-20 campaign, Meier boasts a career record of 368-232 and holds a 292-187 mark during her time heading up the Miami program.

## Honors and Accolades

Meier has been recognized for her coaching success numerous times throughout her career. From being named a co-recipient of the 2013 USA Basketball National Coach of the Year award following a 9-0 record and gold medal at the 2013 FIBA U19 World Championship, to being inducted into the University of Miami Sports Hall of Fame in 2017, Meier's name has become synonymous with elite basketball.

One of the most prestigious honors bestowed on Meier came at the conclusion of the 2010-11 season when she was named the Associated Press National Coach of the Year - sharing the award with Connecticut's Geno Auriemma and Stanford's Tara VanDerveer. That season, Meier led the Hurricanes into the NCAA tournament for the first time since 2004 and coached the Canes to their first NCAA Tournament win since 1993.

The Canes entered the 2010-11 season with high internal expectations, but were picked eighth in the Preseason ACC Poll. Miami exceeded all outside expectations posting a perfect 20-0 record inside BankUnited Center and finished conference play with a 12-2 record, earning their first regular season conference title since joining the league in 2004. As a result, Meier was named the ACC Coach of the Year and later would be selected as the WBCA/RUSSELL ATHLETIC Region 2 Coach of the Year, as voted on by her peers.

During the 2011-12 season, Meier coached the Canes to their highest ranking in program history at No. 5. Miami went undefeated at home for the second consecutive season, pushing the home win streak to 40 games.

Five coaches who have been assistants for Meier during her head coaching career have gone on to earn Division I head coaching positions: Lynn Bria (Stetson), Amanda Butler (Florida and Clemson), Darrick Gibbs (North Florida), Carolyn Kieger (Marquette) and Stephanie McCormick (Western Carolina).

## All About the Players

Meier has developed Miami into a program committed to its players and said players have flourished over the last 15 years.

Five All-Americans have emerged under Meier's tutelage: Tamara James (2006), Shenise Johnson (2011, 2012), Riquana Williams (2011, 2012), Adrienne Motley (2016) and Beatrice Mompremier (2019, 2020).

All five of those players were drafted into the WNBA following their time at Miami, most recently being Mompremier who was selected 20th overall by the Los Angeles Sparks in the 2020 WNBA Draft. In total, Meier has coached 24 players that have gone on to play professionally, whether that is in the WNBA or overseas.

Under Meier's direction, 12 players have earned All-ACC Team postseason accolades, including Shenise Johnson who earned ACC Player of the Year (2011). Five Canes have been tabbed to the ACC All-Defensive Team, while four rookies have made an appearance on the ACC All-Freshman Team. Emese Hof ('18), earned the first ACC Most Improved Player for Miami in program history.

Meier's players have also excelled in the classroom as 12 players have earned a spot on the ACC All-Academic team, with four players earning multi-year bids. Additionally, Miami has placed someone on the ACC Honor Roll in 15 of Meier's 15 seasons.

## A New Era

Hired April 19, 2005, Meier was appointed by then-Miami AD Paul Dee in front of national and local media, fans, alumni and support staff, signifying the beginning of a new era.

Following an unprecedented career as one of the greatest athletes to ever play in the Atlantic Coast Conference, Meier quickly established herself in the coaching ranks. Following an impressive four-year tenure as the head coach at Charlotte where she helped bring the 49er program into national prominence, Meier made it clear that her goal was to make Miami one of the premier women's basketball programs in the country.

## Creating a Winning Program

In her first season, Meier wasted little time in making the first steps towards those goals. The Hurricanes posted an impressive overall record of 17-13 and earned a berth into the second round of the 2006 WNIT. Standout Tamara James produced one of the greatest seasons ever seen by a UM player, becoming Miami's all-time leading scorer.

James was selected with the eighth overall pick in the 2006 WNBA Draft by the Washington Mystics.

Over the next two years, the Hurricanes continued to develop under Meier's direction. Miami's Renee Taylor emerged as the ACC's leading scorer in 2006-07, while Maurita Reid finished the 2007-08 campaign with 110 steals (second in the ACC and fifth in the NCAA).





With the No. 21-ranked incoming recruiting class, Meier and the Hurricanes saw significant improvement during the 2008-09 season. The freshman class was highlighted by McDonald's All-American Shenise Johnson of Henrietta, N.Y., and Riquana Williams from nearby Pahokee, Fla. Under Meier's guidance, Johnson was named the ACC Rookie of the Week on three occasions and was named to the ACC All-Freshmen team as well as ACC Honorable Mention. The versatile guard/forward also led the U19 USA team to a gold medal finish in the 2009 World Championships in Bangkok, Thailand.

The 2009-10 season was one of the most successful in program history. Under Meier's vision, the Hurricanes advanced to the WNIT Championship game. Miami posted a 22-14 overall record - the first 20-win campaign since the 2002-03 season and just the eighth all-time in history. In her sophomore season, Johnson was named first team All-ACC, while a healthy Riquana Williams garnered second-team honors. The tandem led Miami to a 5-1 WNIT record - the deepest postseason run in team history, with both earning all-tournament honors along the way.

Following the success of the 2009-10 campaign, Meier signed a contract extension through 2015 and the Hurricanes continued their rise in the ACC. Miami earned a conference regular season title in 2010-11 and returned to the NCAA Tournament for the first time in seven seasons. Johnson was named to four different All-America squads and became the second player in program history to be named the conference player of the year (Frances Savage - BIG EAST - 1992). Williams, along with Johnson, was named First Team All-ACC and was the conference scoring leader, posting 21.7 points per game.

Miami's dominance continued into the 2011-12 season. The Canes finished second in the conference standings with a record of 14-2 and were 26-6 overall, earning a No. 3 seed in the NCAA Tournament.

Seniors Shenise Johnson and Riquana Williams continued to shine in the ACC as the duo were second and third in the league in scoring and each were again named First Team All-ACC. Johnson was also named to the All-ACC Defensive Team for the third consecutive season and earned a place on five different All-America teams, including the WBCA squad for the second straight year. Williams earned AP All-America third team recognition in her final collegiate campaign as well.

After reaching the WNIT in 2014, Meier guided the Hurricanes back to the NCAA Tournament in 2015 and the 11th-seeded Hurricanes defeated No. 6 seed Washington in the first round, before dropping their second round matchup against third-seeded Iowa, the host school.

Earlier in the 2014-15 season, Meier also led the Hurricanes to the program's first win over a team in the top four of the AP Poll. They defeated No. 4/4 Notre Dame, 78-63, the Fighting Irish's only loss in their first two years in the ACC. Sophomore guard Adrienne Motley went on to be named a consensus First Team All-ACC pick after averaging 16.9 points on 49.2 percent shooting. Meier also earned her 250th career win during the season.

In 2015-16, Meier led Miami to a 24-9 record to tie for the fifth-most wins in a season in program history. Miami received a No. 5 seed the NCAA Tournament and made its fifth appearance in the field in the past six years. The 2015-16 campaign also saw the Hurricanes beat both Duke and North Carolina in the same year for the first time. The victory at North Carolina was good for the 200th of Meier's tenure at Miami. Adrienne Motley was also tabbed as a consensus First Team All-ACC honoree for the second straight year, in addition to garnering WBCA All-America Team Honorable Mention recognition.

In 2016-17, Meier guided the Hurricanes to a second straight 24-9 record. In the quarterfinals of the ACC Tournament, Miami again defeated a Florida State team ranked in the top 10, downing the No. 8/12 Seminoles, 56-54, to earn back-to-back semifinal appearances for the first time. The Hurricanes beat four top-25 teams, defeating three ranked teams - two of which were in the top 10 - away from home for the first time in the ACC era. Miami earned a No. 4 seed in the NCAA Tournament, hosting the first two rounds of play, and reached the second round for the fourth time in seven years.

Adrienne Motley and Jessica Thomas were both Second Team All-ACC picks in 2016-17, with Motley becoming Miami's fifth WNBA Draft pick. In addition, Motley, Thomas and Keyona Hayes formed the second Miami teammate trio to all reach 1,000 points and each signed a WNBA contract, the first time three Hurricanes in the same class did so.

Despite losing many talented players to graduation and injuries, Meier led the Hurricanes to a 21-11 finish in 2017-18 and surpassed 250 wins in her tenure with the program. Erykah Davenport, a Second Team All-ACC honoree, and Keyanna Harris became the first Miami seniors to make four straight NCAA Tournaments. Miami had two freshman all-league honorees for the first time since 1992-93 in the BIG EAST, as Mykea Gray and Kelsey Marshall both made the cut.

In 2018-19, Meier guided her team to a 10th consecutive postseason appearance, including an eighth trip to the NCAA Tournament in the last nine years and fifth straight NCAA Tournament bid. Miami also reached 20-plus wins for the ninth time in 10 years and double-digit ACC victories for the seventh time in nine years.

### **Establishing Her Legacy as a Player**

Meier's success as a coach is a direct reflection of her playing career as a standout at Duke University. A four-year letter winner for the Blue Devils under head coach Debbie Leonard from 1986-90, Meier's name is scattered throughout the Duke record books.

She currently ranks among the school's all-time career leaders in scoring average (16.2 points per game), steals (232), free throws made (447) and free throws attempted (624). She is also listed among Duke's leaders in career points (1,761), field goals made (653), field goals attempted (1,283), assists (409) and rebounding average (6.1 rebounds per game).

Meier wasted no time making her mark at Duke, earning ACC Rookie of the Year and Basketball Yearbook Freshman All-America honors in 1986. Meier injured her knee in 1988 during her junior season and ultimately missed the entire 1988-89 campaign while recovering.

Meier returned to Duke for her senior season in 1990 without missing a beat, earning Kodak/WBCA District 2 All-America and All-ACC first team accolades while being named the Blue Devils' most valuable player.

In 2002, Meier was honored by Duke for her efforts as a player when she was named to the inaugural induction class in the Blue Devils' Hall of Honor. That same year, Meier was named to the ACC's 50th Anniversary Team. In 2006, she was once again honored by the conference when she was named an ACC Legend at the 2006 ACC Women's Basketball Tournament.

Meier's success on the court was only outdone by her accomplishments in the classroom. She was named to the Dean's List from 1986-88. In 1988 she also earned GTE Academic All-America Second Team honors.

After receiving a bachelor's degree in English with cum laude honors in 1989, Meier went on to earn a master's degree in teaching English from Duke in 1990.


Following her career at Duke, Meier moved overseas to play three seasons with BBC Mini-Flat Waregem in Belgium from 1990-93. There, she helped lead her team to three First Division regular season titles and one Belgian Cup Championship. While in Belgium, Meier also spent time teaching classes of conversational English while coaching teams of 15- to 17-year-olds.

A native of Wheaton, Ill., Meier graduated from Wheaton Central High School in 1985 and in October 2009 was inducted into her high school's athletic hall of fame.

### **MEIER YEAR-BY-YEAR**

Year	School	Overall	Conf.		Post-Season
		W-L	W-L	Finish	
2001-02	Charlotte	16-13	7-7	t-7	
2002-03	Charlotte	21-9	12-2	1	NCAA 0-1
2003-04	Charlotte	17-14	8-6	7	WNIT 1-1
2004-05	Charlotte	22-9	9-5	t-5	WNIT 0-1
2005-06	Miami	17-13	6-8	6	WNIT 1-1
2006-07	Miami	11-19	2-12	11	
2007-08	Miami	9-21	2-12	12	
2008-09	Miami	13-17	2-12	t-10	
2009-10	Miami	22-14	4-10	t-10	WNIT 5-1
2010-11	Miami	28-5	12-2	t-1	NCAA 1-1
2011-12	Miami	26-6	14-2	2	NCAA 1-1
2012-13	Miami	21-11	11-7	t-4	NCAA 0-1
2013-14	Miami	16-15	8-8	8	WNIT 0-1
2014-15	Miami	20-13	8-8	8	NCAA 1-1
2015-16	Miami	24-9	10-6	t-5	NCAA 0-1
2016-17	Miami	24-9	10-6	7	NCAA 1-1
2017-18	Miami	21-11	10-6	t-6	NCAA 0-1
2018-19	Miami	25-9	12-4	4	NCAA 1-1
2019-20	Miami	15-15	7-11	t-11	-
2020-21	Miami	8-7	5-7	-	-
<b>Overall</b>		<b>376-239</b>	<b>159-141</b>		<b>12-14</b>





**G • Kenza Saglues**  
So. • 5-9 • Montpellier, France

- Appeared in 25 games for the Canes in 2019-20
- Led all freshmen in 3-pointers made with 11 last season
- Ranked the No. 20 international player in the 2018 class by ProspectsNations.com
- Has represented France at multiple FIBA events, including the U18 Women's European Championship (Division A) in Udine, Italy
- Graduated from INSEP, a French training institute for the nation's elite athletes between 15-18 (alums include Tony Parker and Clint Capela)
- Is the first Frenchwoman to player under Katie Meier

0

## PLAYER HIGHS

### Minutes

20-21 .....  
Career..... 24, vs. Florida State (1/5/20)

### Points

20-21 .....  
Career..... 7, vs. UNCA (12/20/19)

### Field Goals Made

20-21 .....  
Career..... 2, 3x, last at Virginia (2/13/20)

### Field Goals Attempted

20-21 .....  
Career.. 7, 2x, last vs. Florida State (1/5/20)

### 3-Point Field Goals Made

20-21 .....  
Career..... 2, 3x, last at Virginia (2/13/20)

### 3-Point Field Goals Attempted

20-21 .....  
Career.. 7, 2x, last vs. Florida State (1/5/20)

### Free Throws Made

20-21 .....  
Career..... 2, vs. Binghamton (12/17/19)

### Free Throws Attempted

20-21 .....  
Career..... 2, 2x, last vs. UNCA (12/20/19)

### Rebounds

20-21 .....  
Career.. 2, 3x, last vs. Florida State (1/5/20)

### Assists

20-21 .....  
Career..... 2, vs. UNCA (12/20/19)

### Blocks

20-21 .....  
Career.....

### Steals

20-21 .....  
Career.....

### Double-Doubles

20-21 .....  
Career.....

### Double-Digit Game

20-21 .....  
Career.....

## 2020-21 game-by-game

## CAREER STATS

				Field Goals		3-Point		F-Throws		Rebounds										Scoring	
SEASON	TEAM	GP-GS	MIN/AVG	FG-FGA	FG%	3FG-FGA	3FG%	FT-FTA	FT%	OFF	DEF	TOT	AVG	PF-FO	AST	TO	BLK	STL		PTS	AVG
2019-20	Miami	25-0	205/8.2	11-49	.224	11-46	.239	4-6	.667	1	12	13	0.5	10-0	9	18	0	0		37	1.5
TOTAL		25-0	205/8.2	11-49	.224	11-46	.239	4-6	.667	1	12	13	0.5	10-0	9	18	0	0		37	1.5



**F • Moulayna Johnson Sidi Baba**  
So. • 6-0 • Stockholm, Sweden

- Has recorded a bucket in eight of 15 games played this season
- Led all Miami players with 17 points against North Florida (11/28), a new career-high in scoring Johnson Sidi Baba
- Made the fourth start of her career against Jacksonville (11/25), recording career-highs in rebounds (seven) and free throws made (four)
- One of two freshman to average 15-plus minutes per game in 2019-20
- Poured in a bucket in eight straight games last season
- Four-star international prospect according to Keil Moore Basketball
- Represented Sweden in August 2018 at the FIBA U18 Women's European Championship in Udine, Italy
- The second Swedish player to sign with Miami during Katie Meier's tenure

1

## PLAYER HIGHS

### Minutes

20-21 ..... 29, vs. Jacksonville (11/25/20)  
Career.....33, vs. DePaul (11/23/19)

### Points

20-21 ..... 17, vs. North Florida (11/28/20)  
Career..... 17, vs. North Florida (11/28/20)

### Rebounds

20-21 ..... 9, vs. FAU (12/3/20)  
Career..... 9, vs. FAU (12/3/20)

### Assists

20-21 ..... 2, vs. UNC (12/14/20)  
Career..... 4, vs. DePaul (11/23/19)

### Steals

20-21 ..... 1, 4x, last vs. Florida State (2/7/21)  
Career..... 2, 2x, last vs. NC A&T (11/22/19)

### Blocks

20-21 ..... 1, 2x, last at Pittsburgh (1/21/21)  
Career..... 1, 3x, last at Pittsburgh (1/21/21)

### Field Goals Made

20-21 ..... 6, vs. North Florida (11/28/20)  
Career..... 6, vs. North Florida (11/28/20)

### Field Goals Attempted

20-21 ..... 13, vs. North Florida (11/28/20)  
Career..... 13, vs. North Florida (11/28/20)

### 3-Point Field Goals Made

20-21 ..... 3, vs. North Florida (11/28/20)  
Career..... 3, vs. North Florida (11/28/20)

### 3-Point Field Goals Attempted

20-21 ..... 5, vs. North Florida (11/28/20)  
Career..... 5, vs. North Florida (11/28/20)

### Free Throws Made

20-21 ..... 4, 2x, last at Wake Forest (1/7/21)  
Career..... 4, 2x, last at Wake Forest (1/7/21)

### Free Throws Attempted

20-21 ..... 5, 2x, last at Wake Forest (1/7/21)  
Career..... 5, 2x, last at Wake Forest (1/7/21)

### Double-Doubles

20-21 .....  
Career.....

### Double-Digit Game

20-21 ..... 1  
Career..... 2

## 2020-21 game-by-game

Opponent	Date	GS	MIN	Total		3-Pointers		Free throws		Rebounds				PF	A	T/O	BLK	STL	PTS	AVG	
				FG-FGA	PCT	3FG-3FGA	PCT	FT-FTA	PCT	OFF	DEF	TOT	AVG								
Jacksonville	11/25/2020	*	29:41	1-6	.167	0-1	.000	4-5	.800	1	6	7	7.0	1	0	1	1	0	6	6.0	
North Florida	11/28/2020	*	24:55	6-13	.462	3-5	.600	2-2	1.000	1	3	4	5.5	0	0	0	0	0	17	11.5	
Fla. Atlantic	12/03/2020	*	28:20	1-8	.125	0-4	.000	1-2	.500	3	6	9	6.7	1	0	3	0	0	3	8.7	
Syracuse	12/10/2020	*	18:02	0-2	.000	0-1	.000	0-0	.000	2	4	6	6.5	1	1	2	0	0	0	6.5	
North Carolina	12/14/2020	*	15:53	0-2	.000	0-2	.000	0-0	.000	1	3	4	6.0	3	2	0	0	0	0	5.2	
at NC State	12/20/2020	*	14:43	0-2	.000	0-1	.000	0-0	.000	0	0	0	5.0	0	0	0	0	0	0	4.3	
Notre Dame	12/31/2020		03:48	0-0	.000	0-0	.000	0-0	.000	0	0	0	4.3	0	0	0	0	0	0	3.7	
Clemson	01/03/2021		14:59	0-2	.000	0-2	.000	0-0	.000	0	1	1	3.9	1	1	1	0	0	0	3.3	
at Wake Forest	01/07/2021		21:58	2-5	.400	0-2	.000	4-5	.800	1	5	6	4.1	1	0	1	0	1	8	3.8	
at North Carolina	01/10/2021		11:28	0-2	.000	0-2	.000	0-0	.000	0	0	0	3.7	0	1	0	0	0	0	3.4	
at Syracuse	01/17/2021		22:57	2-7	.286	0-2	.000	2-2	1.000	0	1	1	3.5	1	1	0	0	1	6	3.6	
at Pittsburgh	01/21/2021		23:17	2-7	.286	2-4	.500	0-0	.000	3	3	6	3.7	0	0	1	1	0	6	3.8	
at Louisville	01/26/2021		27:38	1-3	.333	0-0	.000	0-0	.000	0	4	4	3.7	4	0	2	0	1	2	3.7	
Georgia Tech	01/28/2021		21:42	1-3	.333	0-1	.000	0-2	.000	2	4	6	3.9	1	0	0	0	0	2	3.6	
Florida St.	02/07/2021		16:29	0-3	.000	0-1	.000	0-0	.000	0	0	0	3.6	1	0	0	0	1	0	3.3	
Totals			6	295:50	16-65	.246	5-28	.179	13-18	.722	14	40	54	3.6	15	6	11	2	4	50	3.3

### Player Averages

Games Played	Minutes/game	Points/game	FG Pct	3FG Pct	FT Pct	Rebounds/game	Assists/game	Turnovers/game	Assist/Turnover ratio	Steals/game	Blocks/game
15	19.7	3.3	24.6	17.9	72.2	3.6	0.4	0.7	0.5	0.3	0.1

## CAREER STATS

				Field Goals		3-Point		F-Throws		Rebounds										Scoring	
SEASON	TEAM	GP-GS	MIN/AVG	FG-FGA	FG%	3FG-FGA	3FG%	FT-FTA	FT%	OFF	DEF	TOT	AVG	PF-FO	AST	TO	BLK	STL	PTS	AVG	
2019-20	Miami	25-3	396/15.8	20-77	.260	10-44	.227	8-16	.500	22	36	58	2.3	19-0	20	24	1	9	58	2.3	
2020-21	Miami	15-6	296/19.7	16-65	.246	5-28	.179	13-18	.722	14	40	54	3.6	15-0	6	11	2	4	50	3.3	
TOTAL		40-9	692/17.3	36-142	.254	15-72	.208	21-34	.618	36	76	112	2.8	34-0	26	35	3	13	108	2.7	



**G • Destiny Harden**  
R-Jr. • 6-0 • Chicago, Ill.

3

- Totaled three double-digit rebounding efforts in 2020-21
- Has scored five-plus points in 10 of 15 games this season
- Set a new career-high in scoring with 20 points against UNC (12/14)
- Had a career-game against Jacksonville (11/25), recording her first ever double-double (16 points, 13 rebounds)
- Sat out the 2018-19 season due to NCAA transfer rules
- Listed as a four-star recruit by ProspectsNation.com and a three-star prospect by espnW HoopGurlz
- Earned Chicago Tribune Second Team All-State and USA TODAY All-USA Illinois Second Team honors

## PLAYER HIGHS

### Minutes

20-21 ..... 31, vs. Florida State (2/7/21)  
Career..... 36, vs. Georgia Tech (1/30/20)

### Points

20-21 ..... 20, vs. UNC (12/14/20)  
Career..... 20, vs. UNC (12/14/20)

### Rebounds

20-21 ..... 13, vs. Jacksonville (11/25/20)  
Career..... 13, vs. Jacksonville (11/25/20)

### Assists

20-21 ..... 4, 2x, last vs. FAU (12/3/20)  
Career..... 4, 2x, last vs. FAU (12/3/20)

### Steals

20-21 ..... 3, vs. FAU (12/3/20)  
Career..... 4, 2x, last vs. Bucknell (3/15/18)

### Blocks

20-21 ..... 3, vs. Florida State (2/7/21)  
Career..... 3, vs. Florida State (2/7/21)

### Field Goals Made

20-21 ..... 6, 2x, last vs. UNC (12/14/20)  
Career..... 6, 2x, last vs. UNC (12/14/20)

### Field Goals Attempted

20-21 ..... 12, vs. UNC (12/14/20)  
Career..... 12, vs. UNC (12/14/20)

### 3-Point Field Goals Made

20-21 ..... 3, vs. UNC (12/14/20)  
Career..... 3, 3x, last vs. UNC (12/14/20)

### 3-Point Field Goals Attempted

20-21 ..... 4, vs. Jacksonville (11/25/20)  
Career..... 7, vs. NC State (2/20/20)

### Free Throws Made

20-21 ..... 5, 2x, last vs. UNC (12/14/20)  
Career..... 5, 3x, last vs. UNC (12/14/20)

### Free Throws Attempted

20-21 ..... 9, 2x, last vs. UNC (12/14/20)  
Career..... 9, 3x, last vs. UNC (12/14/20)

### Double-Doubles

20-21 ..... 2, last vs. UNC (12/14/20)  
Career..... 2, last vs. UNC (12/14/20)

### Double-Digit Game

20-21 ..... 4  
Career..... 8

## 2020-21 game-by-game

Opponent	Date	GS	MIN	Total		3-Pointers		Free throws		Rebounds				PF	A	T/O	BLK	STL	PTS	AVG	
				FG-FGA	PCT	3FG-3FGA	PCT	FT-FTA	PCT	OFF	DEF	TOT	AVG								
Jacksonville	11/25/2020	*	29:18	5-9	.556	2-4	.500	4-4	1.000	1	12	13	13.0	0	4	2	0	2	16	16.0	
North Florida	11/28/2020	*	19:40	6-9	.667	0-1	.000	0-0	.000	0	1	1	7.0	1	0	1	0	1	12	14.0	
Fla. Atlantic	12/03/2020	*	26:31	1-7	.143	0-2	.000	5-9	.556	5	2	7	7.0	4	4	3	1	3	7	11.7	
Syracuse	12/10/2020	*	17:37	3-8	.375	2-2	1.000	3-6	.500	1	0	1	5.5	4	0	1	0	2	11	11.5	
North Carolina	12/14/2020	*	29:09	6-12	.500	3-8	.375	5-9	.556	5	7	12	6.8	2	1	1	0	2	20	13.2	
at NC State	12/20/2020	*	17:13	1-6	.167	1-3	.333	0-0	.000	1	4	5	6.5	2	0	3	0	0	3	11.5	
Notre Dame	12/31/2020	*	25:33	4-11	.364	1-5	.200	0-0	.000	1	5	6	6.4	4	2	2	0	1	9	11.1	
Clemson	01/03/2021	*	21:24	3-7	.429	0-3	.000	3-4	.750	0	3	3	6.0	2	3	3	1	1	9	10.9	
at Wake Forest	01/07/2021	*	07:23	0-1	.000	0-0	.000	0-0	.000	0	0	0	5.3	1	0	0	0	0	0	9.7	
at North Carolina	01/10/2021	*	26:25	3-5	.600	1-1	1.000	1-2	.500	1	4	5	5.3	1	2	2	0	1	8	9.5	
at Syracuse	01/17/2021	*	10:06	0-1	.000	0-0	.000	2-2	1.000	0	0	0	4.8	1	1	0	0	0	2	8.8	
at Pittsburgh	01/21/2021	*	08:26	0-1	.000	0-0	.000	2-2	1.000	0	3	3	4.7	2	0	1	0	0	2	8.3	
at Louisville	01/26/2021	*	10:52	2-6	.333	1-2	.500	1-3	.333	1	0	1	4.4	1	0	1	0	0	6	8.1	
Georgia Tech	01/28/2021	*	09:51	0-1	.000	0-1	.000	0-0	.000	0	1	1	4.1	1	1	2	0	0	0	7.5	
Florida St.	02/07/2021	*	30:49	3-8	.375	0-3	.000	1-2	.500	2	10	12	4.7	2	1	2	3	2	7	7.5	
Totals			14	290:16	37-92	.402	11-35	.314	27-43	.628	18	52	70	4.7	28	19	24	5	15	112	7.5

### Player Averages

Games Played	Minutes/game	Points/game	FG Pct	3FG Pct	FT Pct	Rebounds/game	Assists/game	Turnovers/game	Assist/Turnover ratio	Steals/game	Blocks/game
15	19.4	7.5	40.2	31.4	62.8	4.7	1.3	1.6	0.8	1.0	0.3

## CAREER STATS

				Field Goals		3-Point		F-Throws		Rebounds				Scoring						
SEASON	TEAM	GP-GS	MIN/AVG	FG-FGA	FG%	3FG-FGA	3FG%	FT-FTA	FT%	OFF	DEF	TOT	AVG	PF-FO	AST	TO	BLK	STL	PTS	AVG
2017-18	WVU	35-0	286/8.2	35-79	.443	0-0	.000	18-41	.439	25	26	51	1.5	34-1	12	23	10	19	88	2.5
2019-20	Miami	25-15	415/16.6	46-127	.362	12-41	.293	18-31	.581	35	63	98	3.9	58-1	15	39	9	22	122	4.9
2020-21	Miami	15-14	290/19.4	37-92	.402	11-35	.314	27-43	.628	18	52	70	4.7	28-0	19	24	5	15	112	7.5
<b>TOTAL FOR Miami</b>		<b>40-29</b>	<b>706/17.6</b>	<b>83-219</b>	<b>.379</b>	<b>23-76</b>	<b>.303</b>	<b>45-74</b>	<b>.608</b>	<b>53</b>	<b>115</b>	<b>168</b>	<b>4.2</b>	<b>86-1</b>	<b>34</b>	<b>63</b>	<b>14</b>	<b>37</b>	<b>234</b>	<b>5.9</b>
<b>TOTAL</b>		<b>75-29</b>	<b>992/13.2</b>	<b>118-298</b>	<b>.396</b>	<b>23-76</b>	<b>.303</b>	<b>63-115</b>	<b>.548</b>	<b>78</b>	<b>141</b>	<b>219</b>	<b>2.9</b>	<b>120-2</b>	<b>46</b>	<b>86</b>	<b>24</b>	<b>56</b>	<b>322</b>	<b>4.3</b>





**G • Endia Banks**  
Sr. • 5-9 • Duluth, Ga.

4

- Has scored in double-digits in seven of the last nine games
- Since joining the starting lineup, is averaging 12.2 points, 4.1 assists and 4.1 rebounds per game
- Eclipsed the 300-assist mark in her career with six at Pittsburgh (1/21)
- Recorded the second 20-point outing of her career, pouring in 20 points against Clemson on 9-of-13 shooting
- Ranks fifth in the ACC in assist to turnover ratio (1.92) and leads Miami in assists per game (3.8)
- Paced the Canes in scoring (18), assists (five) and steals (three) against Notre Dame, setting a new season-high in all three categories
- Tabbed to the All-ACC Academic Team as a freshman
- Listed by ProspectsNation.com as a four-star recruit and the No. 53 player in the country

## PLAYER HIGHS

### Minutes

20-21 ..... 34, 3x, last at Louisville (1/26/21)  
Career..... 42, vs. Georgia Tech (1/30/20)

### Points

20-21 ..... 20, vs. Clemson (1/3/21)  
Career..... 23, vs. IUPUI (11/17/19)

### Rebounds

20-21 ..... 8, vs. UNC (12/14/20)  
Career..... 10, 2x, vs. Quinnipiac (3/17/18)

### Assists

20-21 ..... 8, at UNC (1/10/21)  
Career..... 8, 2x, last at UNC (1/10/21)

### Steals

20-21 ..... 3, 3x, last vs. Florida State (2/7/21)  
Career..... 5, vs. IUPUI (11/17/19)

### Blocks

20-21 .....  
Career..... 1, 8x, last vs. NC State (2/20/20)

### Field Goals Made

20-21 ..... 9, vs. Clemson (1/3/21)  
Career..... 9, 2x, last vs. Clemson (1/3/21)

### Field Goals Attempted

20-21 ..... 18, vs. Notre Dame (12/31/20)  
Career..... 18, vs. Notre Dame (12/31/20)

### 3-Point Field Goals Made

20-21 ..... 3, vs. Notre Dame (12/31/20)  
Career..... 3, 3x, last vs. Notre Dame (12/31/20)

### 3-Point Field Goals Attempted

20-21 ..... 8, vs. Notre Dame (12/31/20)  
Career..... 8, vs. Notre Dame (12/31/20)

### Free Throws Made

20-21 ..... 4, vs. Florida State (2/7/21)  
Career..... 6, vs. Michigan State (11/30/17)

### Free Throws Attempted

20-21 ..... 4, 2x, last vs. Florida State (2/7/21)  
Career..... 8, vs. Southern Illinois (12/20/17)

### Double-Doubles

20-21 .....  
Career..... 1

### Double-Digit Game

20-21 ..... 8  
Career..... 27

## 2020-21 game-by-game

Opponent	Date	GS	MIN	Total		3-Pointers		Free throws		Rebounds				PF	A	T/O	BLK	STL	PTS	AVG		
				FG-FGA	PCT	3FG-3FGA	PCT	FT-FTA	PCT	OFF	DEF	TOT	AVG									
Jacksonville	11/25/2020		27:26	4-8	.500	1-2	.500	1-2	.500	2	3	5	5.0	2	3	5	0	0	10	10.0		
North Florida	11/28/2020		24:13	2-7	.286	1-2	.500	1-2	.500	1	1	2	3.5	1	4	1	0	0	6	8.0		
Fla. Atlantic	12/03/2020		19:58	4-7	.571	0-2	.000	1-1	1.000	1	4	5	4.0	2	1	2	0	0	9	8.3		
Syracuse	12/10/2020		30:20	3-9	.333	1-4	.250	1-2	.500	0	3	3	3.8	0	3	4	0	1	8	8.3		
North Carolina	12/14/2020		28:40	2-5	.400	0-1	.000	0-2	.000	1	7	8	4.6	1	4	1	0	1	4	7.4		
at NC State	12/20/2020		29:19	2-8	.250	0-2	.000	1-2	.500	0	2	2	4.2	1	2	0	0	0	5	7.0		
Notre Dame	12/31/2020	*	34:11	7-18	.389	3-8	.375	1-3	.333	0	2	2	3.9	1	5	3	0	3	18	8.6		
Clemson	01/03/2021	*	33:52	9-13	.692	2-3	.667	0-0	.000	2	4	6	4.1	4	3	3	0	0	20	10.0		
at Wake Forest	01/07/2021	*	31:56	2-8	.250	0-2	.000	0-0	.000	4	2	6	4.3	3	3	1	0	3	4	9.3		
at North Carolina	01/10/2021	*	31:29	6-10	.600	1-3	.333	1-2	.500	0	1	1	4.0	2	8	2	0	1	14	9.8		
at Syracuse	01/17/2021	*	28:01	5-8	.625	1-3	.333	1-1	1.000	0	1	1	3.7	1	4	1	0	0	12	10.0		
at Pittsburgh	01/21/2021	*	34:26	5-11	.455	0-2	.000	3-4	.750	3	6	9	4.2	0	6	2	0	2	13	10.3		
at Louisville	01/26/2021	*	34:25	6-13	.462	1-2	.500	0-3	.000	2	5	7	4.4	1	4	1	0	1	13	10.5		
Georgia Tech	01/28/2021	*	31:31	2-7	.286	0-1	.000	0-0	.000	0	5	5	4.4	0	3	0	0	0	4	10.0		
Florida St.	02/07/2021	*	31:12	4-7	.571	0-1	.000	4-4	1.000	0	0	0	4.1	2	1	4	0	3	12	10.1		
Totals			9	450:59	.63	139	.453	11-38	.289	15-28	.536	16	46	62	4.1	21	54	30	0	15	152	10.1

### Player Averages

Games Played	Minutes/game	Points/game	FG Pct	3FG Pct	FT Pct	Rebounds/game	Assists/game	Turnovers/game	Assist/Turnover ratio	Steals/game	Blocks/game
15	30.1	10.1	45.3	28.9	53.6	4.1	3.6	2.0	1.8	1.0	0.0

## CAREER STATS

				Field Goals		3-Point		F-Throws		Rebounds										Scoring	
SEASON	TEAM	GP-GS	MIN/AVG	FG-FGA	FG%	3FG-FGA	3FG%	FT-FTA	FT%	OFF	DEF	TOT	AVG	PF-FO	AST	TO	BLK	STL	PTS	AVG	
2017-18	Miami	32-32	845/26.4	99-222	.446	12-48	.250	37-55	.673	36	105	141	4.4	55-0	87	90	3	34	247	7.7	
2018-19	Miami	34-14	727/21.4	51-144	.354	14-46	.304	14-23	.609	27	93	120	3.5	43-0	74	47	3	18	130	3.8	
2019-20	Miami	30-30	880/29.3	80-207	.386	19-62	.306	34-55	.618	27	87	114	3.8	41-0	97	72	3	33	213	7.1	
2020-21	Miami	15-9	451/30.1	63-139	.453	11-38	.289	15-28	.536	16	46	62	4.1	21-0	54	30	0	15	152	10.1	
TOTAL		111-85	2904/26.2	293-712	.412	56-194	.289	100-161	.621	106	331	437	3.9	160-0	312	239	9	100	742	6.7	



**G • Mykea Gray**  
Sr. • 5-4 • Upper Marlboro, Md.

5

- Will miss the 2020-21 season due to an ACL injury
- Ranked in the top 15 in the ACC in three statistical categories last season:
  - Steals - 1st (2.13 spg)
  - Free Throw Percentage - 7th (.806)
  - 3-Pointers Made - 11th (1.83/game)
- One of two Canes to start all 30 games played in 2019-20
- Tied her career-high with 27 points against Duke, accounting for almost half of Miami's 55 points
- Totaled 21 double-digit outings last season with 61 in her career
- Eclipsed the 1,000-career point mark at UNC (1/16) with 21 points
- Ranks 19th in Miami program history for career scoring (1,184)
- Leads all Canes in career 20-point games with 14

## PLAYER HIGHS

### Minutes

20-21 .....  
Career... 37, 2x, last at Florida St. (1/31/19)

### Points

20-21 .....  
Career.....27, 2x, last vs. Duke (2/9/20)

### Rebounds

20-21 .....  
Career.....7, vs. NC State (2/8/18)

### Assists

20-21 .....  
Career.....6, 4x, last vs. Clemson (3/4/20)

### Steals

20-21 .....  
Career.....6, at Florida St. (1/26/20)

### Blocks

20-21 .....  
Career.....1, vs. Wake Forest (12/29/19)

### Field Goals Made

20-21 .....  
Career.....9, 2x, last vs. Duke (2/9/20)

### Field Goals Attempted

20-21 .....  
Career.....21, vs. Duke (2/9/20)

### 3-Point Field Goals Made

20-21 .....  
Career.....6, at Virginia Tech (2/21/19)

### 3-Point Field Goals Attempted

20-21 .....  
Career.....12, vs. Duke (2/9/20)

### Free Throws Made

20-21 .....  
Career..10, 2x, last vs. Boston College (1/27/19)

### Free Throws Attempted

20-21 .....  
Career..11, 3x, last vs. Boston College (1/27/19)

### Double-Doubles

20-21 .....  
Career.....N/A

### Double-Digit Game

20-21 .....  
Career.....61

## 2020-21 game-by-game

## CAREER STATS

				Field Goals		3-Point		F-Throws		Rebounds									Scoring	
SEASON	TEAM	GP-GS	MIN/AVG	FG-FGA	FG%	3FG-FGA	3FG%	FT-FTA	FT%	OFF	DEF	TOT	AVG	PF-FO	AST	TO	BLK	STL	PTS	AVG
2017-18	Miami	32-32	830/25.9	121-335	.361	48-152	.316	83-111	.748	8	44	52	1.6	74-0	74	86	0	45	373	11.7
2018-19	Miami	34-34	952/28.0	135-338	.399	61-176	.347	98-126	.778	7	63	70	2.1	71-0	76	98	1	41	429	12.6
2019-20	Miami	30-30	873/29.1	120-343	.350	55-168	.327	87-108	.806	13	62	75	2.5	53-0	90	88	1	64	382	12.7
TOTAL		96-96	2655/27.7	376-1016	.370	164-496	.331	268-345	.777	28	169	197	2.1	198-0	240	272	2	150	1184	12.3



**G • Taylor Mason**  
Sr. • 5-9 • Decatur, Ga.

13

- Has started 14 of 15 games for Miami this season and ranks third on the team in scoring at 8.5 points per game
- Has led the Canes in rebounding in six of 15 games this season and currently paces the team with 5.2 boards per game
- Played a career-high 36 minutes against FAU, posting 14 points in the contest
- Had a career-night against North Florida (11/28), posting 10 points and 10 rebounds for her first-career double-double
- Led all Miami bench players in minutes played (18.9), free throw percentage (.705) and total assists (30) in 2019-20
- Teammate of Diamond DeShields as a freshman
- Older brother, Nate, played basketball at Minnesota and was a First Team All-Big Ten pick in 2016-17

## PLAYER HIGHS

### Minutes

20-21 ..... 36, vs. FAU (12/3/20)  
Career..... 36, vs. FAU (12/3/20)

### Points

20-21 ..... 15, vs. Florida State (2/7/21)  
Career.. 15, 2x, last vs. Florida State (2/7/21)

### Rebounds

20-21 ..... 10, vs. North Florida (11/28/20)  
Career..... 10, vs. North Florida (11/28/20)

### Assists

20-21 ..... 5, vs. North Florida (11/28/20)  
Career.. 5, 3x, last vs. North Florida (11/28/20)

### Steals

20-21 ..... 4, vs. North Florida (11/28/20)  
Career..... 4, vs. North Florida (11/28/20)

### Blocks

20-21 .....  
Career.. 1, 3x, last at Boston College (2/23/20)

### Field Goals Made

20-21 ..... 6, vs. Florida State (2/7/21)  
Career..... 6, vs. Florida State (2/7/21)

### Field Goals Attempted

20-21 ..... 13, vs. Clemson (1/3/21)  
Career..... 14, at Virginia Tech (2/2/20)

### 3-Point Field Goals Made

20-21 .. 1, 5x, last vs. Georgia Tech (1/28/21)  
Career..... 4, at Clemson (2/16/20)

### 3-Point Field Goals Attempted

20-21 .. 4, 2x, last vs. Georgia Tech (1/28/21)  
Career..... 7, at Virginia Tech (2/2/20)

### Free Throws Made

20-21 ..... 6, vs. FAU (12/3/20)  
Career..... 6, 2x, last vs. FAU (12/3/20)

### Free Throws Attempted

20-21 ..... 10, vs. FAU (12/3/20)  
Career..... 10, vs. FAU (12/3/20)

### Double-Doubles

20-21 ..... 1, vs. North Florida (11/28/20)  
Career..... 1, vs. North Florida (11/28/20)

### Double-Digit Game

20-21 ..... 7  
Career..... 12

## 2020-21 game-by-game

Opponent	Date	GS	MIN	Total		3-Pointers		Free throws		Rebounds				PF	A	T/O	BLK	STL	PTS	AVG
				FG-FGA	PCT	3FG-3FGA	PCT	FT-FTA	PCT	OFF	DEF	TOT	AVG							
Jacksonville	11/25/2020	*	30:49	2-11	.182	0-2	.000	2-2	1.000	2	2	4	4.0	1	4	2	0	0	6	6.0
North Florida	11/28/2020	*	24:52	4-9	.444	1-2	.500	1-1	1.000	1	9	10	7.0	1	5	0	0	4	10	8.0
Fla. Atlantic	12/03/2020	*	36:30	4-8	.500	0-1	.000	6-10	.600	0	5	5	6.3	1	3	5	0	0	14	10.0
Syracuse	12/10/2020	*	34:41	2-7	.286	1-2	.500	0-0	.000	0	4	4	5.8	3	3	5	0	3	5	8.8
North Carolina	12/14/2020	*	25:09	3-12	.250	1-3	.333	4-8	.500	2	2	4	5.4	4	2	2	0	0	11	9.2
at NC State	12/20/2020	*	28:08	3-9	.333	1-4	.250	3-6	.500	1	7	8	5.8	1	3	0	0	3	10	9.3
Notre Dame	12/31/2020	*	34:26	3-9	.333	0-2	.000	5-8	.625	4	3	7	6.0	1	0	3	0	1	11	9.6
Clemson	01/03/2021	*	34:31	4-13	.308	0-2	.000	0-0	.000	3	5	8	6.3	3	2	3	0	2	8	9.4
at Wake Forest	01/07/2021	*	33:13	2-10	.200	0-0	.000	2-3	.667	1	6	7	6.3	0	4	1	0	1	6	9.0
at North Carolina	01/10/2021	*	22:54	2-5	.400	1-3	.333	1-2	.500	0	2	2	5.9	0	0	5	0	1	6	8.7
at Syracuse	01/17/2021	*	27:15	2-9	.222	1-2	.500	0-0	.000	2	3	5	5.8	2	0	2	0	2	5	8.4
at Pittsburgh	01/21/2021	*	15:22	2-3	.667	0-0	.000	0-0	.000	0	2	2	5.5	1	4	1	0	0	4	8.0
at Louisville	01/26/2021	*	29:16	2-4	.500	0-1	.000	1-1	1.000	2	0	2	5.2	2	2	2	0	1	5	7.8
Georgia Tech	01/28/2021	*	32:03	4-12	.333	1-4	.250	2-2	1.000	2	3	5	5.2	2	2	1	0	1	11	8.0
Florida St.	02/07/2021		23:52	6-11	.545	0-1	.000	3-5	.600	3	2	5	5.2	0	0	3	0	0	15	8.5
Totals		14	433:02	45-132	.341	7-29	.241	30-48	.625	23	55	78	5.2	22	34	35	0	19	127	8.5

### Player Averages

Games Played	Minutes/game	Points/game	FG Pct	3FG Pct	FT Pct	Rebounds/game	Assists/game	Turnovers/game	Assist/Turnover ratio	Steals/game	Blocks/game
15	28.9	8.5	34.1	24.1	62.5	5.2	2.3	2.3	1.0	1.3	0.0

## CAREER STATS

				Field Goals		3-Point		F-Throws		Rebounds									Scoring	
SEASON	TEAM	GP-GS	MIN/AVG	FG-FGA	FG%	3FG-FGA	3FG%	FT-FTA	FT%	OFF	DEF	TOT	AVG	PF-FO	AST	TO	BLK	STL	PTS	AVG
2017-18	Miami	32-0	398/12.4	26-79	.329	4-15	.267	22-37	.595	16	30	46	1.4	34-0	23	26	0	13	78	2.4
2018-19	Miami	34-0	541/15.9	31-100	.310	8-36	.222	34-45	.756	22	46	68	2.0	45-0	41	33	1	11	104	3.1
2019-20	Miami	28-1	529/18.9	44-141	.312	14-53	.264	31-44	.705	13	42	55	2.0	33-0	30	34	3	17	133	4.8
2020-21	Miami	15-14	433/28.9	45-132	.341	7-29	.241	30-48	.625	23	55	78	5.2	22-0	34	35	0	19	127	8.5
TOTAL		109-15	1901/17.4	146-452	.323	33-133	.248	117-174	.672	74	173	247	2.3	134-0	128	128	4	60	442	4.1





**F • Nyayongah Gony**  
Fr. • 6-4 • Lincoln, Neb.

- Has knocked down a 3-pointer in eight of 15 games played
- Set new career-highs in scoring at Syracuse (1/17) with 13 points
- A four-star prospect according to espnW HoopGurlz and ProspectsNation.com
- Ranked the No. 56 overall player in the class of 2020 by espnW HoopGurlz
- Named the No. 13 and No. 30 player at her position by espnW HoopGurlz and ProspectsNation.com, respectively
- Top recruit in the state of Nebraska
- Earned 2020 Nebraska Class A All-State Honorable Mention
- Sister, Nyagoa, plays basketball for Purdue

14

## PLAYER HIGHS

### Minutes

20-21 ..... 22, at Syracuse (1/17/21)  
Career..... 22, at Syracuse (1/17/21)

### Points

20-21 ..... 13, at Syracuse (1/17/21)  
Career..... 13, at Syracuse (1/17/21)

### Rebounds

20-21 ..... 3, vs. Syracuse (12/10/20)  
Career..... 3, vs. Syracuse (12/10/20)

### Assists

20-21 ..... 2, vs. Syracuse (12/10/20)  
Career..... 2, vs. Syracuse (12/10/20)

### Steals

20-21 ..... 2, vs. North Florida (11/28/20)  
Career..... 2, vs. North Florida (11/28/20)

### Blocks

20-21 .....  
Career.....

### Field Goals Made

20-21 ..... 4, at Syracuse (1/17/21)  
Career..... 4, at Syracuse (1/17/21)

### Field Goals Attempted

20-21 ..... 7, vs. Syracuse (12/10/20)  
Career..... 7, vs. Syracuse (12/10/20)

### 3-Point Field Goals Made

20-21 ..... 2, 3x, last vs. NC State (12/20/20)  
Career..... 2, 3x, last vs. NC State (12/20/20)

### 3-Point Field Goals Attempted

20-21 ..... 5, 2x, last vs. UNC (12/14/20)  
Career..... 5, 2x, last vs. UNC (12/14/20)

### Free Throws Made

20-21 ..... 4, at Syracuse (1/17/21)  
Career..... 4, at Syracuse (1/17/21)

### Free Throws Attempted

20-21 ..... 4, at Syracuse (1/17/21)  
Career..... 4, at Syracuse (1/17/21)

### Double-Doubles

20-21 .....  
Career.....

### Double-Digit Game

20-21 ..... 1  
Career..... 1

## 2020-21 game-by-game

Opponent	Date	GS	MIN	Total		3-Pointers		Free throws		Rebounds				PF	A	T/O	BLK	STL	PTS	AVG
				FG-FGA	PCT	3FG-3FGA	PCT	FT-FTA	PCT	OFF	DEF	TOT	AVG							
Jacksonville	11/25/2020		07:39	0-1	.000	0-1	.000	0-0	.000	1	0	1	1.0	1	0	0	0	1	0	0.0
North Florida	11/28/2020		13:33	2-4	.500	1-3	.333	0-0	.000	0	0	0	0.5	2	0	2	0	2	5	2.5
Fla. Atlantic	12/03/2020		08:51	0-2	.000	0-1	.000	2-2	1.000	0	1	1	0.7	0	0	1	0	0	2	2.3
Syracuse	12/10/2020		21:01	3-7	.429	2-5	.400	0-0	.000	2	1	3	1.3	1	2	5	0	0	8	3.8
North Carolina	12/14/2020		14:16	2-5	.400	2-5	.400	0-0	.000	0	0	0	1.0	3	0	1	0	0	6	4.2
at NC State	12/20/2020		12:30	2-4	.500	2-4	.500	0-0	.000	1	1	2	1.2	2	0	1	0	1	6	4.5
Notre Dame	12/31/2020		12:21	2-6	.333	1-3	.333	0-2	.000	3	2	5	1.7	1	0	1	0	0	5	4.6
Clemson	01/03/2021		04:17	0-1	.000	0-1	.000	2-2	1.000	0	0	0	1.5	0	0	0	0	0	2	4.3
at Wake Forest	01/07/2021		08:56	2-4	.500	1-3	.333	0-0	.000	1	1	2	1.6	0	0	1	0	0	5	4.3
at North Carolina	01/10/2021		03:02	0-1	.000	0-1	.000	0-0	.000	0	0	0	1.4	0	0	1	0	0	0	3.9
at Syracuse	01/17/2021		21:55	4-5	.800	1-1	1.000	4-4	1.000	1	2	3	1.5	2	1	0	0	1	13	4.7
at Pittsburgh	01/21/2021		20:06	1-5	.200	0-3	.000	0-0	.000	4	0	4	1.8	1	0	2	0	0	2	4.5
at Louisville	01/26/2021		12:59	1-4	.250	1-4	.250	1-2	.500	0	1	1	1.7	1	0	1	0	0	4	4.5
Georgia Tech	01/28/2021		06:48	0-2	.000	0-2	.000	0-0	.000	1	0	1	1.6	1	0	0	0	0	0	4.1
Florida St.	02/07/2021		01:30	0-0	.000	0-0	.000	0-0	.000	0	0	0	1.5	1	0	2	0	0	0	3.9
<b>Totals</b>		<b>0</b>	<b>169:44</b>	<b>19-51</b>	<b>.373</b>	<b>11-37</b>	<b>.297</b>	<b>9-12</b>	<b>.750</b>	<b>14</b>	<b>9</b>	<b>23</b>	<b>1.5</b>	<b>16</b>	<b>3</b>	<b>18</b>	<b>0</b>	<b>5</b>	<b>58</b>	<b>3.9</b>

### Player Averages

Games Played	Minutes/game	Points/game	FG Pct	3FG Pct	FT Pct	Rebounds/game	Assists/game	Turnovers/game	Assist/Turnover ratio	Steals/game	Blocks/game
15	11.3	3.9	37.3	29.7	75.0	1.5	0.2	1.2	0.2	0.3	0.0

## CAREER STATS

SEASON	TEAM	GP-GS	MIN/AVG	Field Goals		3-Point		F-Throws		Rebounds				Scoring			
				FG-FGA	FG%	3FG-FGA	3FG%	FT-FTA	FT%	OFF	DEF	TOT	AVG	PF-FO	AST	TO	BLK
2020-21	Miami	15-0	170/11.3	19-51	.373	11-37	.297	9-12	.750	14	9	23	1.5	16-0	3	18	0
<b>TOTAL</b>		<b>15-0</b>	<b>170/11.3</b>	<b>19-51</b>	<b>.373</b>	<b>11-37</b>	<b>.297</b>	<b>9-12</b>	<b>.750</b>	<b>14</b>	<b>9</b>	<b>23</b>	<b>1.5</b>	<b>16-0</b>	<b>3</b>	<b>18</b>	<b>0</b>



**F • Jamir Huston**  
Jr. • 6-0 • Cleveland, Ohio

- Earned her second start of the season at Pittsburgh (1/21)
- Set new career highs in scoring (12) and made field goals (five) at Syracuse
- Paced the Canes in total offensive rebounds (57) last season
- Led all Miami reserves in rebounding (4.0) in 2019-20, while ranking third on the team
- Helped lead her AAU team, Sports City U, to the championship game of the U.S. Junior Nationals U17 National Championship in July 2018
- Cousin, Denzel Ward, plays for the Cleveland Browns and was the fourth pick in the 2018 NFL Draft

15

## PLAYER HIGHS

### Minutes

20-21 ..... 26, at Syracuse (1/17/21)  
Career..... 35, vs. Georgia Tech (1/30/20)

### Points

20-21 ..... 12, at Syracuse (1/17/21)  
Career..... 12, at Syracuse (1/17/21)

### Rebounds

20-21 ..... 6, vs. North Florida (11/28/20)  
Career..... 13, vs. Miami (OH) (11/30/19)

### Assists

20-21 ..... 1, 4x, last at Syracuse (1/17/21)  
Career..... 4, vs. Alabama (12/21/18)

### Steals

20-21 ..... 1, 5x, last at Pittsburgh (1/21/21)  
Career..... 3, at Georgia Tech (2/2/20)

### Blocks

20-21 .. 1, 2x, last vs. Georgia Tech (1/28/21)  
Career..... 3, vs. UMES (12/16/18)

### Field Goals Made

20-21 ..... 5, at Syracuse (1/17/21)  
Career..... 5, at Syracuse (1/17/21)

### Field Goals Attempted

20-21 ..... 12, at Syracuse (1/17/21)  
Career..... 12, at Syracuse (1/17/21)

### 3-Point Field Goals Made

20-21 ..... 1, vs. Binghamton (12/17/19)  
Career..... 1, vs. Binghamton (12/17/19)

### 3-Point Field Goals Attempted

20-21 ..... 1, 3x, last vs. Clemson (1/23/20)  
Career..... 1, 3x, last vs. Clemson (1/23/20)

### Free Throws Made

20-21 ..... 2, 2x, last at Syracuse (1/17/21)  
Career..... 4, 2x, last vs. Indiana (12/4/19)

### Free Throws Attempted

20-21 ..... 3, 2x, last at Syracuse (1/17/21)  
Career..... 6, 3x, last vs. Indiana (12/4/19)

### Double-Doubles

20-21 .....  
Career.....

### Double-Digit Game

20-21 ..... 1  
Career..... 2

## 2020-21 game-by-game

Opponent	Date	GS	MIN	Total		3-Pointers		Free throws		Rebounds				PF	A	T/O	BLK	STL	PTS	AVG
				FG-FGA	PCT	3FG-3FGA	PCT	FT-FTA	PCT	OFF	DEF	TOT	AVG							
Jacksonville	11/25/2020		08:58	0-1	.000	0-0	.000	0-0	.000	0	0	0	0.0	1	0	1	0	0	0	0.0
North Florida	11/28/2020		22:38	4-9	.444	0-0	.000	0-0	.000	5	1	6	3.0	2	0	1	0	1	8	4.0
Fla. Atlantic	12/03/2020		01:59	0-0	.000	0-0	.000	0-0	.000	0	0	0	2.0	3	1	1	0	0	0	2.7
Syracuse	12/10/2020		10:51	1-4	.250	0-0	.000	1-1	1.000	1	1	2	2.0	1	0	0	0	0	3	2.8
North Carolina	12/14/2020		23:07	2-9	.222	0-0	.000	2-3	.667	1	2	3	2.2	3	1	0	1	1	6	3.4
at NC State	12/20/2020	*	13:37	0-2	.000	0-0	.000	0-0	.000	1	0	1	2.0	2	0	2	0	0	0	2.8
Notre Dame	12/31/2020		11:19	1-2	.500	0-0	.000	1-1	1.000	1	0	1	1.9	1	0	0	0	0	3	2.9
Clemson	01/03/2021		07:48	1-2	.500	0-0	.000	0-0	.000	3	2	5	2.3	2	0	1	0	0	2	2.8
at Wake Forest	01/07/2021		10:07	2-2	1.000	0-0	.000	1-1	1.000	0	1	1	2.1	0	0	0	0	1	5	3.0
at North Carolina	01/10/2021		14:17	3-6	.500	0-0	.000	1-6	.167	5	0	5	2.4	1	1	0	0	0	7	3.4
at Syracuse	01/17/2021		26:10	5-12	.417	0-0	.000	2-3	.667	0	2	2	2.4	2	1	2	0	1	12	4.2
at Pittsburgh	01/21/2021	*	05:52	1-4	.250	0-0	.000	0-0	.000	1	0	1	2.3	0	0	1	0	1	2	4.0
Georgia Tech	01/28/2021		06:18	1-1	1.000	0-0	.000	1-4	.250	2	0	2	2.2	1	0	0	1	0	3	3.9
Florida St.	02/07/2021		05:01	1-1	1.000	0-0	.000	0-0	.000	0	0	0	2.1	2	0	0	0	1	2	3.8
<b>Totals</b>			<b>2 168:03</b>	<b>22-55</b>	<b>.400</b>	<b>0-0</b>	<b>.000</b>	<b>9-19</b>	<b>.474</b>	<b>20</b>	<b>9</b>	<b>29</b>	<b>2.1</b>	<b>21</b>	<b>4</b>	<b>9</b>	<b>2</b>	<b>6</b>	<b>53</b>	<b>3.8</b>

### Player Averages

Games Played	Minutes/game	Points/game	FG Pct	3FG Pct	FT Pct	Rebounds/game	Assists/game	Turnovers/game	Assist/Turnover ratio	Steals/game	Blocks/game
14	12.0	3.8	40.0	0.0	47.4	2.1	0.3	0.6	0.4	0.4	0.1

## CAREER STATS

SEASON	TEAM	GP-GS	MIN/AVG	FG-FGA	FG%	3FG-FGA	3FG%	FT-FTA	FT%	OFF	DEF	TOT	AVG	PF-FO	AST	TO	BLK	STL	PTS	AVG
2018-19	Miami	24-0	177/7.4	15-37	.405	0-0	.000	12-25	.480	20	25	45	1.9	30-0	9	15	7	13	42	1.8
2019-20	Miami	30-10	461/15.4	34-86	.395	1-3	.333	12-36	.333	57	64	121	4.0	64-0	15	33	6	22	81	2.7
2020-21	Miami	14-2	168/12.0	22-55	.400	0-0	.000	9-19	.474	20	9	29	2.1	21-0	4	9	2	6	53	3.8
<b>TOTAL</b>		<b>68-12</b>	<b>806/11.8</b>	<b>71-178</b>	<b>.399</b>	<b>1-3</b>	<b>.333</b>	<b>33-80</b>	<b>.413</b>	<b>97</b>	<b>98</b>	<b>195</b>	<b>2.9</b>	<b>115-0</b>	<b>28</b>	<b>57</b>	<b>15</b>	<b>41</b>	<b>176</b>	<b>2.6</b>



**G • Kelsey Marshall**  
Sr. • 5-9 • Davie, Fla.

- Has scored in double-digits in 11 of 15 games
- Paces the Canes with three 20-point outings this season and is at nine in her career
- Eclipsed the 1,000-point mark in her career with 19 points at UNC (1/10), becoming the 29th player in Miami history to join the 1,000-point club
- Ranks second in Miami program history for career 3-pointers (230)
- Totaled 74 threes in 2019-20, ranking fifth in program history for 3-pointers in a season
- Named to the Maggie Dixon Classic and Miami Holiday Classic All-Tournament Teams
- Head football coach Manny Diaz also attended Miami Country Day School

20

## PLAYER HIGHS

### Minutes

20-21 ..... 35, vs. Georgia Tech (1/28/21)  
Career..... 39, at Virginia (2/13/20)

### Points

20-21 ..... 22, vs. Jacksonville (11/25/20)  
Career..... 25, at Virginia (2/13/20)

### Rebounds

20-21 ..... 6, vs. FAU (12/3/20)  
Career... 8, 2x, last vs. Marquette (11/15/19)

### Assists

20-21 .... 4, 2x, last vs. Florida State (2/7/21)  
Career..... 6, vs. Virginia Tech (2/25/18)

### Steals

20-21 ..... 5, vs. FAU (12/3/20)  
Career..... 5, vs. FAU (12/3/20)

### Blocks

20-21 .... 1, 2x, last at Wake Forest (1/7/21)  
Career..... 2, 3x, last vs. Pitt (3/1/20)

### Field Goals Made

20-21 ..... 8, vs. Clemson (1/3/21)  
Career..... 8, 4x, last vs. Clemson (1/3/21)

### Field Goals Attempted

20-21 ..... 24, at Pittsburgh (1/21/21)  
Career..... 24, at Pittsburgh (1/21/21)

### 3-Point Field Goals Made

20-21 ..... 5, 2x, last at Pittsburgh (1/21/21)  
Career..... 7, at Virginia (2/13/20)

### 3-Point Field Goals Attempted

20-21 ..... 18, at Pittsburgh (1/21/21)  
Career..... 18, at Pittsburgh (1/21/21)

### Free Throws Made

20-21 ..... 9, vs. Jacksonville (11/25/20)  
Career..... 9, vs. Jacksonville (11/25/20)

### Free Throws Attempted

20-21 ..... 11, vs. Jacksonville (11/25/20)  
Career..... 11, vs. Jacksonville (11/25/20)

### Double-Doubles

20-21 .....  
Career.....

### Double-Digit Game

20-21 ..... 11  
Career..... 58

## 2020-21 game-by-game

Opponent	Date	GS	MIN	Total		3-Pointers		Free throws		Rebounds				PF	A	T/O	BLK	STL	PTS	AVG	
				FG-FGA	PCT	3FG-3FGA	PCT	FT-FTA	PCT	OFF	DEF	TOT	AVG								
Jacksonville	11/25/2020	*	29:17	5-12	.417	3-10	.300	9-11	.818	0	3	3	3.0	3	4	4	0	0	22	22.0	
North Florida	11/28/2020	*	27:13	5-9	.556	2-4	.500	1-2	.500	0	3	3	3.0	2	3	1	0	0	13	17.5	
Fla. Atlantic	12/03/2020	*	34:23	6-15	.400	5-12	.417	4-4	1.000	2	4	6	4.0	1	1	3	0	5	21	18.7	
Syracuse	12/10/2020	*	25:45	2-14	.143	2-11	.182	0-0	.000	1	2	3	3.8	3	0	1	0	2	6	15.5	
North Carolina	12/14/2020	*	32:20	4-13	.308	2-8	.250	1-2	.500	0	4	4	3.8	1	1	2	0	0	11	14.6	
at NC State	12/20/2020	*	25:51	6-19	.316	2-11	.182	0-1	.000	2	0	2	3.5	1	0	2	0	2	14	14.5	
Notre Dame	12/31/2020	*	20:34	3-10	.300	2-7	.286	0-0	.000	1	4	5	3.7	1	0	2	0	1	8	13.6	
Clemson	01/03/2021	*	30:02	8-17	.471	3-9	.333	0-1	.000	1	1	2	3.5	2	2	2	1	0	19	14.3	
at Wake Forest	01/07/2021	*	31:36	6-19	.316	2-9	.222	2-2	1.000	0	3	3	3.4	1	0	0	1	1	16	14.4	
at North Carolina	01/10/2021	*	30:25	5-13	.385	4-9	.444	5-7	.714	0	5	5	3.6	3	2	1	0	0	19	14.9	
at Syracuse	01/17/2021	*	14:50	0-4	.000	0-3	.000	0-0	.000	0	0	0	3.3	2	0	2	0	1	0	13.5	
at Pittsburgh	01/21/2021	*	34:59	8-24	.333	5-18	.278	0-0	.000	0	4	4	3.3	1	3	3	0	2	21	14.2	
at Louisville	01/26/2021	*	27:10	6-13	.462	4-7	.571	3-3	1.000	0	3	3	3.3	4	1	1	0	0	19	14.5	
Georgia Tech	01/28/2021	*	34:49	5-12	.417	2-7	.286	4-5	.800	0	1	1	3.1	1	2	0	0	0	16	14.6	
Florida St.	02/07/2021	*	31:03	5-11	.455	0-4	.000	2-2	1.000	0	3	3	3.1	1	4	2	0	3	12	14.5	
Totals			15	430:18	74-205	.361	38-129	.295	31-40	.775	7	40	47	3.1	27	23	26	2	17	217	14.5


### Player Averages

Games Played	Minutes/ game	Points/ game	FG Pct	3FG Pct	FT Pct	Rebounds/ game	Assists/ game	Turnovers/ game	Assist/Turnover ratio	Steals/ game	Blocks/ game
15	28.7	14.5	36.1	29.5	77.5	3.1	1.5	1.7	0.9	1.1	0.1

## CAREER STATS

				Field Goals		3-Point		F-Throws		Rebounds									Scoring	
SEASON	TEAM	GP-GS	MIN/AVG	FG-FGA	FG%	3FG-FGA	3FG%	FT-FTA	FT%	OFF	DEF	TOT	AVG	PF-FO	AST	TO	BLK	STL	PTS	AVG
2017-18	Miami	31-0	599/19.3	80-221	.362	51-155	.329	37-50	.740	11	57	68	2.2	49-0	39	49	1	25	248	8.0
2018-19	Miami	34-20	792/23.3	94-248	.379	67-179	.374	11-18	.611	7	71	78	2.3	66-0	60	50	5	26	266	7.8
2019-20	Miami	30-29	831/27.7	118-299	.395	74-206	.359	31-43	.721	6	62	68	2.3	61-2	72	59	8	27	341	11.4
2020-21	Miami	15-15	430/28.7	74-205	.361	38-129	.295	31-40	.775	7	40	47	3.1	27-0	23	26	2	17	217	14.5
TOTAL		110-64	2652/24.1	366-973	.376	230-669	.344	110-151	.728	31	230	261	2.4	203-2	194	184	16	95	1072	9.7





F • Brianna Jackson

So. • 6-3 • Virginia Beach, Va.

21

- Started 16 games as a freshman, stepping up after Beatrice Mompremier missed time due to injury
- Ranked sixth in the ACC in blocked shots (1.30 per game) in 2019-20, a number that increased to 1.75 (third in ACC) in conference games only
- One of three freshman to earn a start and the only freshman to start more than 10 games
- Totaled six double-digit scoring games in 2019-20
- Named the Virginia Class 5 State Player of the Year as a senior
- Won the state title all four years of high school

## PLAYER HIGHS

### Minutes

20-21 ..... 21, 2x, last vs. FAU (12/3/20)  
Career.....32, at Florida St (1/26/20)

### Points

20-21 ..... 14, vs. Jacksonville (11/25/20)  
Career.. 14, 2x, last vs. Jacksonville (11/25/20)

### Rebounds

20-21 ..... 9, vs. Jacksonville (11/25/20)  
Career.....10, vs. Florida State (1/5/20)

### Assists

20-21 ..... 2, vs. North Florida (11/28/20)  
Career..2, 3x, last vs. North Florida (11/28/20)

### Steals

20-21 ..... 1, 5x, last vs. Georgia Tech (1/28/21)  
Career.....4, vs. NC State (2/20/20)

### Blocks

20-21 ..... 1, 4x, last vs. NC State (12/20/20)  
Career.....5, at Florida St (1/26/20)

### Field Goals Made

20-21 ..... 5, vs. Jacksonville (11/25/20)  
Career..6, 2x, last at Wake Forest (2/27/20)

### Field Goals Attempted

20-21 ..... 7, vs. FAU (12/3/20)  
Career.....13, vs. Florida State (1/5/20)

### 3-Point Field Goals Made

20-21 ..... 1, vs. Jackson St. (11/10/19)  
Career.....1, vs. Jackson St. (11/10/19)

### 3-Point Field Goals Attempted

20-21 ..... 1, 2x, last vs. FAU (12/3/20)  
Career.....2, vs. Jackson St. (11/10/19)

### Free Throws Made

20-21 ..... 6, vs. FAU (12/3/20)  
Career.....6, vs. FAU (12/3/20)

### Free Throws Attempted

20-21 ..... 6, vs. FAU (12/3/20)  
Career.....6, 2x, last vs. FAU (12/3/20)

### Double-Doubles

20-21 .....  
Career.....1

### Double-Digit Game

20-21 ..... 2  
Career.....8

## 2020-21 game-by-game

Opponent	Date	GS	MIN	Total		3-Pointers		Free throws		Rebounds				PF	A	T/O	BLK	STL	PTS	AVG
				FG-FGA	PCT	3FG-3FGA	PCT	FT-FTA	PCT	OFF	DEF	TOT	AVG							
Jacksonville	11/25/2020	*	21:30	5-6	.833	0-1	.000	4-5	.800	3	6	9	9.0	4	0	1	1	1	14	14.0
North Florida	11/28/2020	*	16:48	1-4	.250	0-0	.000	1-1	1.000	3	5	8	8.5	1	2	1	1	1	3	8.5
Fla. Atlantic	12/03/2020	*	21:03	3-7	.429	0-1	.000	6-6	1.000	3	4	7	8.0	3	0	2	1	0	12	9.7
Syracuse	12/10/2020	*	07:48	1-3	.333	0-0	.000	2-2	1.000	1	0	1	6.3	1	0	0	0	1	4	8.3
North Carolina	12/14/2020		01:51	0-0	.000	0-0	.000	0-0	.000	0	0	0	5.0	2	0	0	0	0	0	6.6
at NC State	12/20/2020		04:42	0-2	.000	0-1	.000	0-0	.000	0	0	0	4.2	0	0	1	1	0	0	5.5
Clemson	01/03/2021		02:28	0-0	.000	0-0	.000	0-0	.000	0	0	0	3.6	1	0	0	0	0	0	4.7
at North Carolina	01/10/2021		03:42	0-1	.000	0-0	.000	0-0	.000	0	0	0	3.1	1	0	0	0	0	0	4.1
at Syracuse	01/17/2021		01:35	0-0	.000	0-0	.000	0-0	.000	0	1	1	2.9	0	0	0	0	0	0	3.7
at Louisville	01/26/2021		02:37	1-1	1.000	0-0	.000	0-0	.000	0	0	0	2.6	2	0	0	0	1	2	3.5
Totals			4 84:04	11-24	.458	0-3	.000	13-14	.929	10	16	26	2.6	15	2	5	4	4	35	3.5

### Player Averages

Games Played	Minutes/ game	Points/ game	FG Pct	3FG Pct	FT Pct	Rebounds/ game	Assists/ game	Turnovers/ game	Assist/Turnover ratio	Steals/ game	Blocks/ game
10	8.4	3.5	45.8	0.0	92.9	2.6	0.2	0.5	0.4	0.4	0.4

## CAREER STATS

				Field Goals		3-Point		F-Throws		Rebounds				Scoring						
SEASON	TEAM	GP-GS	MIN/AVG	FG-FGA	FG%	3FG-FGA	3FG%	FT-FTA	FT%	OFF	DEF	TOT	AVG	PF-FO	AST	TO	BLK	STL	PTS	AVG
2019-20	Miami	30-16	507/16.9	56-112	.500	1-6	.167	33-52	.635	46	90	136	4.5	83-4	10	27	39	30	146	4.9
2020-21	Miami	10-4	84/8.4	11-24	.458	0-3	.000	13-14	.929	10	16	26	2.6	15-0	2	5	4	4	35	3.5
<b>TOTAL</b>		<b>40-20</b>	<b>591/14.8</b>	<b>67-136</b>	<b>.493</b>	<b>1-9</b>	<b>.111</b>	<b>46-66</b>	<b>.697</b>	<b>56</b>	<b>106</b>	<b>162</b>	<b>4.1</b>	<b>98-4</b>	<b>12</b>	<b>32</b>	<b>43</b>	<b>34</b>	<b>181</b>	<b>4.5</b>



23

F • Paula Fraile Ruiz

Fr. • 6-4 • Olsea de Serat, Span

- Spent four seasons competing for Segle XXI Barcelona in the LF2 basketball league in Spain
- Averaged 5.0 points and 5.4 rebounds in 2019-20
- Competed at the FIBA U18 Women's European Championships - Division B, helping Spain to a fifth-place showing
- Took home the bronze at the 2016 FIBA U16 Women's European Championship - Division B games
- Participated in the 2020 Basketball Without Borders Global Camp held in Chicago as part of NBA All-Star Weekend

## PLAYER HIGHS

## Minutes

20-21 .....  
Career.....

## Points

20-21 .....  
Career.....

## Rebounds

20-21 .....  
Career.....

## Assists

20-21 .....  
Career.....

## Steals

20-21 .....  
Career.....

## Blocks

20-21 .....  
Career.....

## Field Goals Made

20-21 .....  
Career.....

## Field Goals Attempted

20-21 .....  
Career.....

## 3-Point Field Goals Made

20-21 .....  
Career.....

## 3-Point Field Goals Attempted

20-21 .....  
Career.....

## Free Throws Made

20-21 .....  
Career.....

## Free Throws Attempted

20-21 .....  
Career.....

## Double-Doubles

20-21 .....  
Career.....

## Double-Digit Game

20-21 .....  
Career.....

## 2020-21 game-by-game

## CAREER STATS



**G • Karla Erjavec**  
Jr. • 5-10 • Zagreb, Croatia

25

- Earned her first start as a Hurricane on Sunday against Florida State (2/7)
- Has scored in nine of 10 games played with the Canes
- Tallied a season-high six points on 2-of-3 shooting at UNC (1/10)
- Was granted immediate eligibility on Dec. 16 by the NCAA's blanket waiver
- Transferred to Miami in 2020 after playing two seasons at Wyoming
- Named to the Mountain West All-Freshman Team in 2018-19
- Member of the U18 and U20 National Women's Team in Croatia
- Represented Croatia at the FIBA Women's Eurobasket Qualifiers in Nov. 2020
- Both parents, Mlhaden and Ivana, played basketball professionally and father served an assistant coach for the Croatian national team from 2009-11; 2013.

## PLAYER HIGHS

### Minutes

20-21 ..... 25, vs. Florida State (2/7/21)  
Career..... 42, at San Diego State (1/8/20)\*

### Points

20-21 ..... 6, at UNC (1/10/21)  
Career..... 19, vs. South Alabama (3/24/19)\*

### Rebounds

20-21 ..... 2, 2x, last at UNC (1/10/21)  
Career..... 8, at New Mexico (12/7/19)\*

### Assists

20-21 ..... 3, 2x, last vs. Florida State (2/7/21)  
Career..... 10, vs. San Jose State (3/4/19)\*

### Steals

20-21 ..... 1, 4x, last vs. Florida State (2/7/21)  
Career..... 6, vs. Chadron State (11/8/18)\*

### Blocks

20-21 .....  
Career..... 1, vs. San Diego State (3/12/19)\*

### Field Goals Made

20-21 ..... 2, 4x, last vs. Florida State (2/7/21)  
Career..... 7, 2x, last at New Mexico (12/7/19)\*

### Field Goals Attempted

20-21 ..... 8, vs. NC State (12/20/20)  
Career..... 16, vs. San Diego State (1/9/19)\*

### 3-Point Field Goals Made

20-21 ..... 2, at UNC (1/10/21)  
Career..... 3, 2x, last at New Mexico (12/7/19)\*

### 3-Point Field Goals Attempted

20-21 ..... 4, 2x, last vs. Georgia Tech (1/28/21)  
Career..... 7, vs. South Alabama (3/24/19)\*

### Free Throws Made

20-21 .....  
Career..... 6, vs. Colorado (11/17/19)\*

### Free Throws Attempted

20-21 .....  
Career..... 7, vs. Colorado (11/17/19)\*

### Double-Doubles

20-21 .....  
Career..... 1

### Double-Digit Game

20-21 .....  
Career..... 15

## 2020-21 game-by-game

Opponent	Date	GS	MIN	Total		3-Pointers		Free throws		Rebounds				PF	A	T/O	BLK	STL	PTS	AVG
				FG-FGA	PCT	3FG-3FGA	PCT	FT-FTA	PCT	OFF	DEF	TOT	AVG							
at NC State	12/20/2020		24:18	1-8	.125	1-4	.250	0-0	.000	0	0	0	0.0	0	2	1	0	1	3	3.0
Notre Dame	12/31/2020		19:21	1-5	.200	0-3	.000	0-0	.000	1	1	2	1.0	0	2	1	0	1	2	2.5
Clemson	01/03/2021		12:42	1-3	.333	1-3	.333	0-0	.000	0	1	1	1.0	2	1	0	0	1	3	2.7
at Wake Forest	01/07/2021		15:13	0-2	.000	0-0	.000	0-0	.000	0	0	0	0.8	1	1	2	0	0	0	2.0
at North Carolina	01/10/2021		18:50	2-3	.667	2-3	.667	0-0	.000	0	2	2	1.0	1	2	2	0	0	6	2.8
at Syracuse	01/17/2021		14:34	1-1	1.000	0-0	.000	0-0	.000	0	0	0	0.8	3	0	4	0	1	2	2.7
at Pittsburgh	01/21/2021		19:17	2-5	.400	1-2	.500	0-0	.000	0	1	1	0.9	0	0	0	0	1	5	3.0
at Louisville	01/26/2021		17:40	1-3	.333	1-2	.500	0-0	.000	0	1	1	0.9	1	3	0	0	0	3	3.0
Georgia Tech	01/28/2021		18:60	2-5	.400	1-4	.250	0-0	.000	0	0	0	0.8	2	0	1	0	0	5	3.2
Florida St.	02/07/2021	*	24:55	2-3	.667	0-1	.000	0-0	.000	0	0	0	0.7	2	3	1	0	1	4	3.3
<b>Totals</b>		<b>1</b>	<b>185:49</b>	<b>13-38</b>	<b>.342</b>	<b>7-22</b>	<b>.318</b>	<b>0-0</b>	<b>.000</b>	<b>1</b>	<b>6</b>	<b>7</b>	<b>0.7</b>	<b>12</b>	<b>14</b>	<b>12</b>	<b>0</b>	<b>6</b>	<b>33</b>	<b>3.3</b>

### Player Averages

Games Played	Minutes/game	Points/game	FG Pct	3FG Pct	FT Pct	Rebounds/game	Assists/game	Turnovers/game	Assist/Turnover ratio	Steals/game	Blocks/game
10	18.6	3.3	34.2	31.8	0.0	0.7	1.4	1.2	1.2	0.6	0.0

## CAREER STATS

				Field Goals		3-Point		F-Throws		Rebounds				Scoring						
SEASON	TEAM	GP-GS	MIN/AVG	FG-FGA	FG%	3FG-FGA	3FG%	FT-FTA	FT%	OFF	DEF	TOT	AVG	PF-FO	AST	TO	BLK	STL	PTS	AVG
2018-19	UW	34-34	1073/31.5	117-297	.394	33-99	.333	35-46	.761	7	82	89	2.6	58-0	124	90	6	28	302	8.9
2019-20	UW	22-18	592/26.9	49-148	.331	17-55	.309	23-28	.821	4	63	67	3.0	31-0	70	44	3	9	138	6.3
2020-21	Miami	10-1	186/18.6	13-38	.342	7-22	.318	0-0	.000	1	6	7	0.7	12-0	14	12	0	6	33	3.3
<b>TOTAL FOR Miami</b>		<b>10-1</b>	<b>186/18.6</b>	<b>13-38</b>	<b>.342</b>	<b>7-22</b>	<b>.318</b>	<b>0-0</b>	<b>.000</b>	<b>1</b>	<b>6</b>	<b>7</b>	<b>0.7</b>	<b>12-0</b>	<b>14</b>	<b>12</b>	<b>0</b>	<b>6</b>	<b>33</b>	<b>3.3</b>
<b>TOTAL</b>		<b>66-53</b>	<b>1850/28.0</b>	<b>179-483</b>	<b>.371</b>	<b>57-176</b>	<b>.324</b>	<b>58-74</b>	<b>.784</b>	<b>12</b>	<b>151</b>	<b>163</b>	<b>2.5</b>	<b>101-0</b>	<b>208</b>	<b>146</b>	<b>9</b>	<b>43</b>	<b>473</b>	<b>7.2</b>



F • Naomi Mbandu  
Jr. • 6-2 • Tarbes, France

- Boasts a four-game double-digit scoring streak
- Tallied her first career double-double with 17 points and 11 rebounds at No. 1 Louisville, setting new career highs in both categories
- Recorded her first double-digit game at Miami with 16 points at Wake Forest along with three rebounds and two assists
- Earned her first career start as a Cane against Notre Dame (12/31)
- Considered the No. 2 junior college prospect by ASGR Basketball
- Spent two seasons at Gulf Coast State College, helping the Commodores to the NJCAA Division I Women's Basketball national championship title in 2019
- Represented France at the 2019 FIBA U20 Women's European Championship, helping the team to a third-place finish
- Former teammate of current Miami player, Kenza Salgues, at Le Centre Fédéral de Basketball in Paris, France

35

## PLAYER HIGHS

### Minutes

20-21 ..... 32, vs. Georgia Tech (1/28/21)  
Career..... 32, vs. Georgia Tech (1/28/21)

### Points

20-21 ..... 17, at Louisville (1/26/21)  
Career..... 17, at Louisville (1/26/21)

### Rebounds

20-21 ..... 11, at Louisville (1/26/21)  
Career..... 11, at Louisville (1/26/21)

### Assists

20-21 ... 4, 2x, last vs. Florida State (2/7/21)  
Career... 4, 2x, last vs. Florida State (2/7/21)

### Steals

20-21 ... 2, 6x, last vs. Georgia Tech (1/28/21)  
Career... 2, 6x, last vs. Georgia Tech (1/28/21)

### Blocks

20-21 ..... 1, 2x, last at Pittsburgh (1/21/21)  
Career..... 1, 2x, last at Pittsburgh (1/21/21)

### Field Goals Made

20-21 ..... 7, vs. Florida State (2/7/21)  
Career..... 7, vs. Florida State (2/7/21)

### Field Goals Attempted

20-21 ..... 12, at Pittsburgh (1/21/21)  
Career..... 12, at Pittsburgh (1/21/21)

### 3-Point Field Goals Made

20-21 ..... 2, at Pittsburgh (1/21/21)  
Career..... 2, at Pittsburgh (1/21/21)

### 3-Point Field Goals Attempted

20-21 ..... 4, 2x, last at Pittsburgh (1/21/21)  
Career..... 4, 2x, last at Pittsburgh (1/21/21)

### Free Throws Made

20-21 ..... 5, 3x, last at Louisville (1/26/21)  
Career..... 5, 3x, last at Louisville (1/26/21)

### Free Throws Attempted

20-21 ..... 8, at Syracuse (1/17/21)  
Career..... 8, at Syracuse (1/17/21)

### Double-Doubles

20-21 ..... 1, at Louisville (1/26/21)  
Career..... 1, at Louisville (1/26/21)

### Double-Digit Game

20-21 ..... 5  
Career..... 5

## 2020-21 game-by-game

Opponent	Date	GS	MIN	Total		3-Pointers		Free throws		Rebounds				PF	A	T/O	BLK	STL	PTS	AVG
				FG-FGA	PCT	3FG-3FGA	PCT	FT-FTA	PCT	OFF	DEF	TOT	AVG							
Jacksonville	11/25/2020		15:22	0-2	.000	0-2	.000	0-0	.000	1	1	2	2.0	1	1	2	0	2	0	0.0
North Florida	11/28/2020		18:23	3-8	.375	0-4	.000	0-0	.000	0	1	1	1.5	1	1	0	0	1	6	3.0
Fla. Atlantic	12/03/2020		14:38	1-1	1.000	0-0	.000	1-2	.500	1	3	4	2.3	2	0	2	0	0	3	3.0
Syracuse	12/10/2020		21:44	2-7	.286	0-0	.000	2-2	1.000	0	5	5	3.0	2	1	2	0	1	6	3.8
North Carolina	12/14/2020		23:15	1-4	.250	1-3	.333	4-4	1.000	1	2	3	3.0	0	1	1	0	2	7	4.4
at NC State	12/20/2020		26:53	1-1	1.000	1-1	1.000	1-2	.500	2	2	4	3.2	2	1	2	0	0	4	4.3
Notre Dame	12/31/2020	*	27:31	2-4	.500	0-0	.000	0-0	.000	1	2	3	3.1	2	2	2	0	2	4	4.3
Clemson	01/03/2021	*	23:42	3-8	.375	0-1	.000	1-1	1.000	1	6	7	3.6	3	4	3	0	1	7	4.6
at Wake Forest	01/07/2021	*	28:46	6-11	.545	1-2	.500	3-4	.750	2	1	3	3.6	3	2	0	0	0	16	5.9
at North Carolina	01/10/2021	*	29:26	3-5	.600	1-2	.500	0-0	.000	0	8	8	4.0	2	3	2	1	1	7	6.0
at Syracuse	01/17/2021	*	22:45	2-4	.500	0-0	.000	5-8	.625	2	2	4	4.0	3	2	1	0	1	9	6.3
at Pittsburgh	01/21/2021	*	32:38	4-12	.333	2-4	.500	5-6	.833	4	3	7	4.3	2	2	0	1	2	15	7.0
at Louisville	01/26/2021	*	29:07	6-9	.667	0-0	.000	5-5	1.000	6	5	11	4.8	4	1	5	0	2	17	7.8
Georgia Tech	01/28/2021	*	31:59	5-9	.556	1-2	.500	0-0	.000	1	3	4	4.7	4	2	3	0	2	11	8.0
Florida St.	02/07/2021	*	30:08	7-11	.636	1-2	.500	1-1	1.000	1	6	7	4.9	3	4	1	0	1	16	8.5
<b>Totals</b>		<b>9</b>	<b>376:17</b>	<b>46-96</b>	<b>.479</b>	<b>8-23</b>	<b>.348</b>	<b>28-35</b>	<b>.800</b>	<b>23</b>	<b>50</b>	<b>73</b>	<b>4.9</b>	<b>34</b>	<b>27</b>	<b>26</b>	<b>2</b>	<b>18</b>	<b>128</b>	<b>8.5</b>

### Player Averages

Games Played	Minutes/game	Points/game	FG Pct	3FG Pct	FT Pct	Rebounds/game	Assists/game	Turnovers/game	Assist/Turnover ratio	Steals/game	Blocks/game
15	25.1	8.5	47.9	34.8	80.0	4.9	1.8	1.7	1.0	1.2	0.1

## CAREER STATS

				Field Goals		3-Point		F-Throws		Rebounds				Scoring						
SEASON	TEAM	GP-GS	MIN/AVG	FG-FGA	FG%	3FG-FGA	3FG%	FT-FTA	FT%	OFF	DEF	TOT	AVG	PF-FO	AST	TO	BLK	STL	PTS	AVG
2020-21	Miami	15-9	376/25.1	46-96	.479	8-23	.348	28-35	.800	23	50	73	4.9	34-0	27	26	2	18	128	8.5
<b>TOTAL</b>		<b>15-9</b>	<b>376/25.1</b>	<b>46-96</b>	<b>.479</b>	<b>8-23</b>	<b>.348</b>	<b>28-35</b>	<b>.800</b>	<b>23</b>	<b>50</b>	<b>73</b>	<b>4.9</b>	<b>34-0</b>	<b>27</b>	<b>26</b>	<b>2</b>	<b>18</b>	<b>128</b>	<b>8.5</b>





**C • Sydney Roby**  
So. • 6-3 • Milwaukee, Wis.

- Has tallied a bucket in nine of 14 games this season
- Recorded her best game of the season against Clemson, tallying 10 points on 4-of-5 shooting for her third career double-digit game
- Earned her first start of the season against North Carolina (12/14)
- Totaled a season-high seven points and five rebound against Syracuse (12/10)
- Checked in among the Top 65 nationally in the Class of 2019 according to ASGR Basketball, ProspectsNation.com and espnW HoopGurlz
- Mother, Essie Washington, played basketball at Grambling State and Howard University before playing professionally for the Virginia Wave of the WABA
- Cousin, Ericka Haney, started on Notre Dame's 2001 national championship team

44

## PLAYER HIGHS

### Minutes

20-21 ..... 14, vs. Clemson (1/3/21)  
Career..... 17, 3x, last at UNC (1/16/20)

### Points

20-21 ..... 10, vs. Clemson (1/3/21)  
Career..... 11, vs. Miami (OH) (11/30/19)

### Rebounds

20-21 ..... 5, 2x, last vs. Clemson (1/3/21)  
Career..... 5, 3x, last vs. Clemson (1/3/21)

### Assists

20-21 ..... 1, 2x, last vs. Syracuse (12/10/20)  
Career... 1, 6x, last vs. Syracuse (12/10/20)

### Steals

20-21 ..... 2, vs. Syracuse (12/10/20)  
Career..... 2, vs. Syracuse (12/10/20)

### Blocks

20-21 ..... 2, vs. North Florida (11/28/20)  
Career... 3, 2x, last vs. Wake Forest (12/29/19)

### Field Goals Made

20-21 ..... 4, vs. Clemson (1/3/21)  
Career..... 5, vs. Miami (OH) (11/30/19)

### Field Goals Attempted

20-21 ..... 5, vs. Clemson (1/3/21)  
Career..... 5, 2x, last vs. Clemson (1/3/21)

### 3-Point Field Goals Made

20-21 ..... N/A  
Career..... N/A

### 3-Point Field Goals Attempted

20-21 ..... N/A  
Career..... N/A

### Free Throws Made

20-21 ..... 3, vs. Syracuse (12/10/20)  
Career..... 4, 2x, last at UNC (1/16/20)

### Free Throws Attempted

20-21 ..... 4, 3x, last vs. Syracuse (12/10/20)  
Career..... 7, vs. Jackson St. (11/10/19)

### Double-Doubles

20-21 ..... N/A  
Career..... N/A

### Double-Digit Game

20-21 ..... 1  
Career..... 3

## 2020-21 game-by-game

Opponent	Date	GS	MIN	Total		3-Pointers		Free throws		Rebounds				PF	A	T/O	BLK	STL	PTS	AVG
				FG-FGA	PCT	3FG-3FGA	PCT	FT-FTA	PCT	OFF	DEF	TOT	AVG							
North Florida	11/28/2020		07:45	0-0	.000	0-0	.000	1-4	.250	1	0	1	1.0	1	1	2	0	1	1.0	
Fla. Atlantic	12/03/2020		07:47	0-1	.000	0-0	.000	2-4	.500	1	1	2	1.5	2	1	0	0	2	1.5	
Syracuse	12/10/2020		12:10	2-4	.500	0-0	.000	3-4	.750	4	1	5	2.7	4	1	0	1	2	7	3.3
North Carolina	12/14/2020	*	06:20	1-4	.250	0-0	.000	0-0	.000	1	0	1	2.3	4	0	3	0	1	2	3.0
at NC State	12/20/2020		02:46	1-1	1.000	0-0	.000	0-2	.000	1	1	2	2.2	2	0	0	0	0	2	2.8
Notre Dame	12/31/2020		10:56	0-2	.000	0-0	.000	0-0	.000	1	1	2	2.2	2	0	0	0	0	0	2.3
Clemson	01/03/2021		14:15	4-5	.800	0-0	.000	2-2	1.000	1	4	5	2.6	1	0	0	1	1	10	3.4
at Wake Forest	01/07/2021		10:51	0-0	.000	0-0	.000	0-0	.000	1	1	2	2.5	3	0	1	0	0	0	3.0
at North Carolina	01/10/2021		08:02	1-4	.250	0-0	.000	0-0	.000	1	3	4	2.7	1	0	1	0	1	2	2.9
at Syracuse	01/17/2021		09:52	1-3	.333	0-0	.000	1-3	.333	1	2	3	2.7	0	0	0	0	0	3	2.9
at Pittsburgh	01/21/2021		05:37	1-3	.333	0-0	.000	0-0	.000	2	0	2	2.6	1	0	1	0	0	2	2.8
at Louisville	01/26/2021		08:16	2-3	.667	0-0	.000	1-1	1.000	1	1	2	2.6	3	0	1	1	0	5	3.0
Georgia Tech	01/28/2021		05:60	1-3	.333	0-0	.000	2-3	.667	1	1	2	2.5	2	0	0	1	0	4	3.1
Florida St.	02/07/2021		05:01	0-1	.000	0-0	.000	0-0	.000	0	0	0	2.4	1	0	0	1	0	0	2.9
Totals		1	115:39	14-34	.412	0-0	.000	12-23	.522	17	16	33	2.4	27	2	9	7	5	40	2.9

### Player Averages

Games Played	Minutes/game	Points/game	FG Pct	3FG Pct	FT Pct	Rebounds/game	Assists/game	Turnovers/game	Assist/Turnover ratio	Steals/game	Blocks/game
14	8.3	2.9	41.2	0.0	52.2	2.4	0.1	0.6	0.2	0.4	0.5

## CAREER STATS

				Field Goals		3-Point		F-Throws		Rebounds										Scoring	
SEASON	TEAM	GP-GS	MIN/AVG	FG-FGA	FG%	3FG-FGA	3FG%	FT-FTA	FT%	OFF	DEF	TOT	AVG	PF-FO	AST	TO	BLK	STL	PTS	AVG	
2019-20	Miami	29-2	252/8.7	24-49	.490	0-0	.000	30-54	.556	24	23	47	1.6	59-1	4	19	18	4	78	2.7	
2020-21	Miami	14-1	116/8.3	14-34	.412	0-0	.000	12-23	.522	17	16	33	2.4	27-0	2	9	7	5	40	2.9	
TOTAL		43-3	368/8.6	38-83	.458	0-0	.000	42-77	.545	41	39	80	1.9	86-1	6	28	25	9	118	2.7	



## 2020-21 STATS

### Game Records

Record	Overall	Home	Away	Neutral
ALL GAMES	8-7	6-3	2-4	0-0
CONFERENCE	5-7	3-3	2-4	0-0
NON-CONFERENCE	3-0	3-0	0-0	0-0

### Score by Periods

Team	1st	2nd	3rd	4th	OT	TOT
Miami (FL)	218	248	289	250	0	1005
Opponents	285	214	267	235	0	1001

### Team Box Score

No.	Player				Total		3-Point		F-Throw		Rebounds													
		GP-GS	MIN	AVG	FG-FGA	FG%	3FG-FGA	3FG%	FT-FTA	FT%	OFF	DEF	TOT	AVG	PF	DQ	A	TO	BLK	STL	PTS	AVG		
20	MARSHALL, Kelsey	15-15	430:18	28.7	74-205	.361	38-129	.295	31-40	.775	7	40	47	3.1	27	0	23	26	2	17	217	14.5		
4	BANKS, Endia	15-9	450:59	30.1	63-139	.453	11-38	.289	15-28	.536	16	46	62	4.1	21	0	54	30	0	15	152	10.1		
35	MBANDU, Naomi	15-9	376:17	25.1	46-96	.479	8-23	.348	28-35	.800	23	50	73	4.9	34	0	27	26	2	18	128	8.5		
13	MASON, Taylor	15-14	433:02	28.9	45-132	.341	7-29	.241	30-48	.625	23	55	78	5.2	22	0	34	35	0	19	127	8.5		
3	HARDEN, Destiny	15-14	290:16	19.4	37-92	.402	11-35	.314	27-43	.628	18	52	70	4.7	28	0	19	24	5	15	112	7.5		
14	GONY, Nyayongah	15-0	169:44	11.3	19-51	.373	11-37	.297	9-12	.750	14	9	23	1.5	16	0	3	18	0	5	58	3.9		
15	HUSTON, Jamir	14-2	168:03	12.0	22-55	.400	0-0	.000	9-19	.474	20	9	29	2.1	21	0	4	9	2	6	53	3.8		
21	JACKSON, Brianna	10-4	84:04	8.4	11-24	.458	0-3	.000	13-14	.929	10	16	26	2.6	15	0	2	5	4	4	35	3.5		
1	SIDI BABA, Moulayna Johnson	15-6	295:50	19.7	16-65	.246	5-28	.179	13-18	.722	14	40	54	3.6	15	0	6	11	2	4	50	3.3		
25	ERJAVEC, Karla	10-1	185:49	18.6	13-38	.342	7-22	.318	0-0	.000	1	6	7	0.7	12	0	14	12	0	6	33	3.3		
44	ROBY, Sydnee	14-1	115:39	8.3	14-34	.412	0-0	.000	12-23	.522	17	16	33	2.4	27	0	2	9	7	5	40	2.9		
Team											31	39	70					5						
Total		15	3000		360-931	.387	98-344	.285	187-280	.668	194	378	572	38.1	238	0	188	210	24	114	1005	67.0		
Opponents		15	3000		384-927	.414	103-359	.287	130-201	.647	193	419	612	40.8	263	4	209	248	48	94	1001	66.7		

### Team Statistics

	MIAMI	OPP
<b>Scoring</b>	<b>1005</b>	<b>1001</b>
Points per game	67.0	66.7
Scoring margin	+0.3	-
<b>Field goals-att</b>	<b>360-931</b>	<b>384-927</b>
Field goal pct	.387	.414
<b>3 point fg-att</b>	<b>98-344</b>	<b>103-359</b>
3-point FG pct	.285	.287
3-pt FG made per game	6.5	6.9
<b>Free throws-att</b>	<b>187-280</b>	<b>130-201</b>
Free throw pct	.668	.647
F-Throws made per game	12.5	8.7
<b>Rebounds</b>	<b>572</b>	<b>612</b>
Rebounds per game	38.1	40.8
Rebounding margin	-2.7	-
<b>Assists</b>	<b>188</b>	<b>209</b>
Assists per game	12.5	13.9
<b>Turnovers</b>	<b>210</b>	<b>248</b>
Turnovers per game	14.0	16.5
Turnover margin	+2.5	-
Assist/turnover ratio	0.9	0.8
<b>Steals</b>	<b>114</b>	<b>94</b>
Steals per game	7.6	6.3
<b>Blocks</b>	<b>24</b>	<b>48</b>
Blocks per game	1.6	3.2
<b>Winning streak</b>	<b>1</b>	<b>-</b>
Home win streak	1	-
<b>Attendance</b>	<b>0</b>	<b>3178</b>
Home games-Avg/Game	9-0	6-530
Neutral site-Avg/Game	-	0-0

### Team Results

Date	Opponent		Score	Att.
11/25/2020	Jacksonville	W	74-58	0
11/28/2020	North Florida	W	81-39	0
12/03/2020	Fla. Atlantic	W	73-61	0
12/10/2020	Syracuse	L	58-69	0
12/14/2020	North Carolina	W	67-63	0
12/20/2020	at NC State	L	47-78	25
12/31/2020	Notre Dame	L	60-71	0
01/03/2021	Clemson	W	80-71	0
01/07/2021	at Wake Forest	L	60-63	0
01/10/2021	at North Carolina	W	69-59	0
01/17/2021	at Syracuse	L	64-99	0
01/21/2021	at Pittsburgh	W	72-68	500
01/26/2021	at Louisville	L	76-79	2653
01/28/2021	Georgia Tech	L	56-70	0
02/07/2021	Florida St.	W	68-53	0



## 2020-21 ACC STATS

### Game Records

Record	Overall	Home	Away	Neutral
ALL GAMES	5-7	3-3	2-4	0-0
CONFERENCE	5-7	3-3	2-4	0-0
NON-CONFERENCE	0-0	0-0	0-0	0-0

### Score by Periods

Team	1st	2nd	3rd	4th	OT	TOT
Miami (FL)	161	195	220	201	0	777
Opponents	240	184	216	203	0	843

### Team Box Score

No.	Player				Total		3-Point		F-Throw		Rebounds													
		GP-GS	MIN	AVG	FG-FGA	FG%	3FG-FGA	3FG%	FT-FTA	FT%	OFF	DEF	TOT	AVG	PF	DQ	A	TO	BLK	STL	PTS	AVG		
20	MARSHALL, Kelsey	12-12	339:24	28.3	58-169	.343	28-103	.272	17-23	.739	5	30	35	2.9	21	0	15	18	2	12	161	13.4		
4	BANKS, Endia	12-9	379:22	31.6	53-117	.453	9-32	.281	12-23	.522	12	38	50	4.2	16	0	46	22	0	15	127	10.6		
35	MBANDU, Naomi	12-9	327:54	27.3	42-85	.494	8-17	.471	27-33	.818	21	45	66	5.5	30	0	25	22	2	15	119	9.9		
13	MASON, Taylor	12-11	340:51	28.4	35-104	.337	6-24	.250	21-35	.600	20	39	59	4.9	19	0	22	28	0	15	97	8.1		
3	HARDEN, Destiny	12-11	214:47	17.9	25-67	.373	9-28	.321	18-30	.600	12	37	49	4.1	23	0	11	18	4	9	77	6.4		
14	GONY, Nyayongah	12-0	139:42	11.6	17-44	.386	10-32	.313	7-10	.700	13	8	21	1.8	13	0	3	15	0	2	51	4.3		
15	HUSTON, Jamir	11-2	134:28	12.2	18-45	.400	0-0	.000	9-19	.474	15	8	23	2.1	15	0	3	6	2	5	45	4.1		
25	ERJAVEC, Karla	10-1	185:49	18.6	13-38	.342	7-22	.318	0-0	.000	1	6	7	0.7	12	0	14	12	0	6	33	3.3		
44	ROBY, Sydnee	12-1	100:07	8.3	14-33	.424	0-0	.000	9-15	.600	15	15	30	2.5	24	0	1	7	5	5	37	3.1		
1	SIDI BABA, Moulayna Johnson	12-3	212:54	17.7	8-38	.211	2-18	.111	6-9	.667	9	25	34	2.8	13	0	6	7	1	4	24	2.0		
21	JACKSON, Brianna	7-1	24:43	3.5	2-7	.286	0-1	.000	2-2	1.000	1	1	2	0.3	7	0	0	1	1	2	6	0.9		
Team											21	30	51					5						
Total		12	2400		285-747	.382	79-277	.285	128-199	.643	145	282	427	35.6	193	0	146	161	17	90	777	64.8		
Opponents		12	2400		321-745	.431	87-282	.309	114-172	.663	162	351	513	42.8	202	2	179	194	36	73	843	70.3		

### Team Statistics

	MIAMI	OPP
<b>Scoring</b>	<b>777</b>	<b>843</b>
Points per game	64.8	70.3
Scoring margin	-5.5	-
<b>Field goals-att</b>	<b>285-747</b>	<b>321-745</b>
Field goal pct	.382	.431
<b>3 point fg-att</b>	<b>79-277</b>	<b>87-282</b>
3-point FG pct	.285	.309
3-pt FG made per game	6.6	7.3
<b>Free throws-att</b>	<b>128-199</b>	<b>114-172</b>
Free throw pct	.643	.663
F-Throws made per game	10.7	9.5
<b>Rebounds</b>	<b>427</b>	<b>513</b>
Rebounds per game	35.6	42.8
Rebounding margin	-7.2	-
<b>Assists</b>	<b>146</b>	<b>179</b>
Assists per game	12.2	14.9
<b>Turnovers</b>	<b>161</b>	<b>194</b>
Turnovers per game	13.4	16.2
Turnover margin	+2.8	-
Assist/turnover ratio	0.9	0.9
<b>Steals</b>	<b>90</b>	<b>73</b>
Steals per game	7.5	6.1
<b>Blocks</b>	<b>17</b>	<b>36</b>
Blocks per game	1.4	3.0
<b>Winning streak</b>	<b>1</b>	<b>-</b>
Home win streak	1	-
<b>Attendance</b>	<b>0</b>	<b>3178</b>
Home games-Avg/Game	6-0	6-530
Neutral site-Avg/Game	-	0-0

### Team Results

Date	Opponent		Score	Att.
12/10/2020	Syracuse	L	58-69	0
12/14/2020	North Carolina	W	67-63	0
12/20/2020	at NC State	L	47-78	25
12/31/2020	Notre Dame	L	60-71	0
01/03/2021	Clemson	W	80-71	0
01/07/2021	at Wake Forest	L	60-63	0
01/10/2021	at North Carolina	W	69-59	0
01/17/2021	at Syracuse	L	64-99	0
01/21/2021	at Pittsburgh	W	72-68	500
01/26/2021	at Louisville	L	76-79	2653
01/28/2021	Georgia Tech	L	56-70	0
02/07/2021	Florida St.	W	68-53	0



## MIAMI GAME-BY-GAME

Opponent	Date	Score		Total		3-Pointers		Free throws		Rebounds										
				FG-FGA	PCT	3FG-FGA	PCT	FT-FTA	PCT	OFF	DEF	TOT	AVG	PF	A	TO	BLK	STL	PTS	AVG
Jacksonville	11/25/2020	74-58	W	22-56	.393	6-23	.261	24-29	.828	14	37	51	51.0	14	16	18	2	6	74	74.0
North Florida	11/28/2020	81-39	W	33-72	.458	8-21	.381	7-12	.583	18	27	45	48.0	12	15	8	3	10	81	77.5
Fla. Atlantic	12/03/2020	73-61	W	20-56	.357	5-23	.217	28-40	.700	17	32	49	48.3	19	11	23	2	8	73	76.0
Syracuse	12/10/2020	58-69	L	19-65	.292	8-25	.320	12-17	.706	16	26	42	46.8	20	11	20	1	12	58	71.5
North Carolina	12/14/2020	67-63	W	21-66	.318	9-30	.300	16-28	.571	14	32	46	46.6	23	12	11	1	7	67	70.6
at NC State	12/20/2020	47-78	L	17-62	.274	8-31	.258	5-13	.385	11	18	29	43.7	13	8	12	1	7	47	66.7
Notre Dame	12/31/2020	60-71	L	23-67	.343	7-28	.250	7-14	.500	16	22	38	42.9	13	11	14	0	9	60	65.7
Clemson	01/03/2021	80-71	W	33-71	.465	6-24	.250	8-10	.800	16	29	45	43.1	21	16	17	3	6	80	67.5
at Wake Forest	01/07/2021	60-63	L	22-62	.355	4-18	.222	12-15	.800	11	22	33	42.0	13	10	9	1	7	60	66.7
at North Carolina	01/10/2021	69-59	W	25-55	.455	10-24	.417	9-19	.474	7	28	35	41.3	12	19	17	1	5	69	66.9
at Syracuse	01/17/2021	64-99	L	22-54	.407	3-11	.273	17-23	.739	7	15	22	39.5	17	10	12	0	8	64	66.6
at Pittsburgh	01/21/2021	72-68	W	26-75	.347	10-33	.303	10-12	.833	20	26	46	40.1	8	15	12	2	8	72	67.1
at Louisville	01/26/2021	76-79	L	28-59	.475	8-18	.444	12-18	.667	12	20	32	39.5	23	11	14	1	6	76	67.8
Georgia Tech	01/28/2021	56-70	L	21-55	.382	5-22	.227	9-16	.563	9	20	29	38.7	15	10	7	2	3	56	66.9
Florida St.	02/07/2021	68-53	W	28-56	.500	1-13	.077	11-14	.786	6	24	30	38.1	15	13	16	4	12	68	67.0
<b>Total</b>		<b>1005</b>		<b>360-931</b>	<b>.387</b>	<b>98-344</b>	<b>.285</b>	<b>187-280</b>	<b>.668</b>	<b>194</b>	<b>378</b>	<b>572</b>	<b>38.1</b>	<b>238</b>	<b>188</b>	<b>210</b>	<b>24</b>	<b>114</b>	<b>1005</b>	<b>67.0</b>
Opponents		1001		384-927	.414	103-359	.287	130-201	.647	193	419	612	40.8	263	209	248	48	94	1001	66.7

### Miami (FL) Averages

Games Played	Points/game	FG Pct	3FG Pct	FT Pct	Rebounds/game	Assists/game	Turnovers/game	Assist/Turnover ratio	Steals/game	Blocks/game
15	67.0	38.7	28.5	66.8	38.1	12.5	14.0	0.9	7.6	1.6





## OPPONENT GAME-BY-GAME

Opponent	Date	Score		Total		3-Pointers		Free throws		Rebounds										
				FG-FGA	PCT	3FG-FGA	PCT	FT-FTA	PCT	OFF	DEF	TOT	AVG	PF	A	TO	BLK	STL	PTS	AVG
Jacksonville	11/25/2020	74-58	W	25-68	.368	3-24	.125	5-12	.417	12	24	36	36.0	21	6	11	4	10	58	58.0
North Florida	11/28/2020	81-39	W	16-53	.302	6-27	.222	1-1	1.000	10	21	31	33.5	13	15	24	4	2	39	48.5
Fla. Atlantic	12/03/2020	73-61	W	22-61	.361	7-26	.269	10-16	.625	9	23	32	33.0	27	9	19	4	9	61	52.7
Syracuse	12/10/2020	58-69	L	26-69	.377	8-26	.308	9-17	.529	19	31	50	37.3	14	15	21	5	9	69	56.8
North Carolina	12/14/2020	67-63	W	25-69	.362	3-19	.158	10-22	.455	18	39	57	41.2	20	11	15	5	6	63	58.0
at NC State	12/20/2020	47-78	L	30-56	.536	10-25	.400	8-9	.889	9	39	48	42.3	17	15	18	3	5	78	61.3
Notre Dame	12/31/2020	60-71	L	27-60	.450	8-17	.471	9-14	.643	13	31	44	42.6	16	11	17	3	9	71	62.7
Clemson	01/03/2021	80-71	W	26-61	.426	1-21	.048	18-27	.667	9	23	32	41.3	15	14	12	2	9	71	63.8
at Wake Forest	01/07/2021	60-63	L	24-58	.414	5-17	.294	10-11	.909	12	29	41	41.2	15	10	14	1	2	63	63.7
at North Carolina	01/10/2021	69-59	W	24-76	.316	6-34	.176	5-10	.500	25	25	50	42.1	19	15	18	4	4	59	63.2
at Syracuse	01/17/2021	64-99	L	38-59	.644	17-30	.567	6-10	.600	10	28	38	41.7	19	28	18	4	6	99	66.5
at Pittsburgh	01/21/2021	72-68	W	28-66	.424	8-22	.364	4-5	.800	11	29	40	41.6	13	20	17	8	7	68	66.6
at Louisville	01/26/2021	76-79	L	24-52	.462	10-30	.333	21-27	.778	11	23	34	41.0	22	15	13	0	4	79	67.5
Georgia Tech	01/28/2021	56-70	L	28-61	.459	7-21	.333	7-10	.700	12	29	41	41.0	17	17	8	0	3	70	67.7
Florida St.	02/07/2021	68-53	W	21-58	.362	4-20	.200	7-10	.700	13	25	38	40.8	15	8	23	1	9	53	66.7
<b>Total</b>		<b>1001</b>		<b>384-927</b>	<b>.414</b>	<b>103-359</b>	<b>.287</b>	<b>130-201</b>	<b>.647</b>	<b>193</b>	<b>419</b>	<b>612</b>	<b>40.8</b>	<b>263</b>	<b>209</b>	<b>248</b>	<b>48</b>	<b>94</b>	<b>1001</b>	<b>66.7</b>
Miami (FL)		1005		360-931	.387	98-344	.285	187-280	.668	194	378	572	38.1	238	188	210	24	114	1005	67.0

### Opponents Averages

Games Played	Points/ game	FG Pct	3FG Pct	FT Pct	Rebounds/ game	Assists/ game	Turnovers/ game	Assist/Turnover ratio	Steals/ game	Blocks/ game
15	66.7	41.4	28.7	64.7	40.8	13.9	16.5	0.8	6.3	3.2



## INDIVIDUAL GAME HIGHS

### Miami (FL) - Individual Game Highs

POINTS	22	Kelsey Marshall vs Jacksonville (11/25/2020)
	21	Kelsey Marshall at Pittsburgh (01/21/2021)
	21	Kelsey Marshall vs Fla. Atlantic (12/03/2020)
	20	Endia Banks vs Clemson (01/03/2021)
	20	Destiny Harden vs North Carolina (12/14/2020)
FIELD GOALS MADE	9	Endia Banks vs Clemson (01/03/2021)
	8	Kelsey Marshall at Pittsburgh (01/21/2021)
	8	Kelsey Marshall vs Clemson (01/03/2021)
FIELD GOAL ATTEMPTS	24	Kelsey Marshall at Pittsburgh (01/21/2021)
	19	Kelsey Marshall at Wake Forest (01/07/2021)
	19	Kelsey Marshall at NC State (12/20/2020)
FIELD GOAL PERCENTAGE (min 5 made)	.833 (5-6)	Brianna Jackson vs Jacksonville (11/25/2020)
	.692 (9-13)	Endia Banks vs Clemson (01/03/2021)
3 PT FG MADE	5	Kelsey Marshall at Pittsburgh (01/21/2021)
	5	Kelsey Marshall vs Fla. Atlantic (12/03/2020)
3 PT FG ATTEMPTS	18	Kelsey Marshall at Pittsburgh (01/21/2021)
	12	Kelsey Marshall vs Fla. Atlantic (12/03/2020)
3 PT FG PERCENTAGE (min 2 made)	1.000 (2-2)	Destiny Harden vs Syracuse (12/10/2020)
	.667 (2-3)	Karia Erjavec at North Carolina (01/10/2021)
	.667 (2-3)	Endia Banks vs Clemson (01/03/2021)
FREE THROWS MADE	9	Kelsey Marshall vs Jacksonville (11/25/2020)
	6	Taylor Mason vs Fla. Atlantic (12/03/2020)
	6	Brianna Jackson vs Fla. Atlantic (12/03/2020)
FREE THROW ATTEMPTS	11	Kelsey Marshall vs Jacksonville (11/25/2020)
	10	Taylor Mason vs Fla. Atlantic (12/03/2020)
FREE THROW PERCENTAGE (min 3 made)	1.000 (6-6)	Brianna Jackson vs Fla. Atlantic (12/03/2020)
	1.000 (5-5)	Naomi Mbandu at Louisville (01/26/2021)
	1.000 (4-4)	Endia Banks vs Florida St. (02/07/2021)
	1.000 (4-4)	Nyayongah Gony at Syracuse (01/17/2021)
	1.000 (4-4)	Naomi Mbandu vs North Carolina (12/14/2020)
	1.000 (4-4)	Kelsey Marshall vs Fla. Atlantic (12/03/2020)
	1.000 (4-4)	Destiny Harden vs Jacksonville (11/25/2020)
	1.000 (3-3)	Kelsey Marshall at Louisville (01/26/2021)
	1.000 (3-3)	Kelsey Marshall at Louisville (01/26/2021)
REBOUNDS	13	Destiny Harden vs Jacksonville (11/25/2020)
	12	Destiny Harden vs Florida St. (02/07/2021)
	12	Destiny Harden vs North Carolina (12/14/2020)
ASSISTS	8	Endia Banks at North Carolina (01/10/2021)
	6	Endia Banks at Pittsburgh (01/21/2021)
STEALS	5	Kelsey Marshall vs Fla. Atlantic (12/03/2020)
	4	Taylor Mason vs North Florida (11/28/2020)
BLOCKED SHOTS	3	Destiny Harden vs Florida St. (02/07/2021)
	2	Sydnee Roby vs North Florida (11/28/2020)
TURNOVERS	5	Naomi Mbandu at Louisville (01/26/2021)
	5	Taylor Mason at North Carolina (01/10/2021)
	5	Taylor Mason vs Syracuse (12/10/2020)
	5	Nyayongah Gony vs Syracuse (12/10/2020)
	5	Taylor Mason vs Fla. Atlantic (12/03/2020)
	5	Endia Banks vs Jacksonville (11/25/2020)

FOULS	4	Naomi Mbandu vs Georgia Tech (01/28/2021)
	4	Naomi Mbandu at Louisville (01/26/2021)
	4	Moulayna Johnson Sidi Baba at Louisville (01/26/2021)
	4	Kelsey Marshall at Louisville (01/26/2021)
	4	Endia Banks vs Clemson (01/03/2021)
	4	Destiny Harden vs Notre Dame (12/31/2020)
	4	Taylor Mason vs North Carolina (12/14/2020)
	4	Sydnee Roby vs North Carolina (12/14/2020)
	4	Sydnee Roby vs Syracuse (12/10/2020)
	4	Destiny Harden vs Syracuse (12/10/2020)
	4	Destiny Harden vs Fla. Atlantic (12/03/2020)
	4	Brianna Jackson vs Jacksonville (11/25/2020)
	4	Brianna Jackson vs Jacksonville (11/25/2020)

### Opponent - Individual Game Highs

POINTS	26	Priscilla Williams at Syracuse (01/17/2021)
	23	Iggy Allen vs Fla. Atlantic (12/03/2020)
	22	Ivana Raca at Wake Forest (01/07/2021)
	22	Delicia Washington vs Clemson (01/03/2021)
	21	Elizabeth Dixon at Louisville (01/26/2021)
FIELD GOALS MADE	9	Priscilla Williams at Syracuse (01/17/2021)
	9	Christina Morra at Wake Forest (01/07/2021)
	9	Iggy Allen vs Fla. Atlantic (12/03/2020)
FIELD GOAL ATTEMPTS	21	Deja Kelly vs North Carolina (12/14/2020)
	20	Janelle Bailey at North Carolina (01/10/2021)
	20	Ivana Raca at Wake Forest (01/07/2021)
FIELD GOAL PERCENTAGE (min 5 made)	1.000 (9-9)	Priscilla Williams at Syracuse (01/17/2021)
	1.000 (6-6)	Rita Igboke at Pittsburgh (01/21/2021)
3 PT FG MADE	6	Priscilla Williams at Syracuse (01/17/2021)
	5	Iggy Allen vs Fla. Atlantic (12/03/2020)
3 PT FG ATTEMPTS	9	Dana Evans at Louisville (01/26/2021)
	9	Digna Strautmene at Syracuse (01/17/2021)
	9	Iggy Allen vs Fla. Atlantic (12/03/2020)
3 PT FG PERCENTAGE (min 2 made)	1.000 (6-6)	Priscilla Williams at Syracuse (01/17/2021)
	1.000 (2-2)	Kiara Fisher at Syracuse (01/17/2021)
FREE THROWS MADE	9	Elizabeth Dixon at Louisville (01/26/2021)
	8	Dana Evans at Louisville (01/26/2021)
	8	Delicia Washington vs Clemson (01/03/2021)
FREE THROW ATTEMPTS	12	Elizabeth Dixon at Louisville (01/26/2021)
	10	Delicia Washington vs Clemson (01/03/2021)
FREE THROW PERCENTAGE (min 3 made)	1.000 (8-8)	Dana Evans at Louisville (01/26/2021)
	1.000 (5-5)	Ivana Raca at Wake Forest (01/07/2021)
	1.000 (4-4)	Jada Boyd at NC State (12/20/2020)
REBOUNDS	15	Janelle Bailey at North Carolina (01/10/2021)
	14	Lorela Cubaj vs Georgia Tech (01/28/2021)
	14	Ivana Raca at Wake Forest (01/07/2021)
ASSISTS	10	Tiana Mangakahia at Syracuse (01/17/2021)
	8	Kierra Fletcher vs Georgia Tech (01/28/2021)
STEALS	4	Alyssa Utby vs North Carolina (12/14/2020)
	4	Jada Perry vs Jacksonville (11/25/2020)
BLOCKED SHOTS	6	Rita Igboke at Pittsburgh (01/21/2021)
	3	Janelle Bailey vs North Carolina (12/14/2020)
	3	Jada Perry vs Jacksonville (11/25/2020)
TURNOVERS	9	Tiana Mangakahia at Syracuse (01/17/2021)
	9	Tiana Mangakahia vs Syracuse (12/10/2020)
FOULS	5	Deja Kelly at North Carolina (01/10/2021)
	5	Ivana Raca at Wake Forest (01/07/2021)
	5	Janeta Rozentale vs Fla. Atlantic (12/03/2020)
	5	Tamia Stallings vs Jacksonville (11/25/2020)



## TEAM GAME HIGHS/LOWS

### Miami (FL) - Game Highs

POINTS	81	North Florida (11/28/2020)
	80	Clemson (01/03/2021)
	76	at Louisville (01/26/2021)
	74	Jacksonville (11/25/2020)
	73	Fla. Atlantic (12/03/2020)
FIELD GOALS MADE	33	Clemson (01/03/2021)
	33	North Florida (11/28/2020)
FIELD GOAL ATTEMPTS	75	at Pittsburgh (01/21/2021)
	72	North Florida (11/28/2020)
FIELD GOAL PERCENTAGE	.500 (28-56)	Florida St. (02/07/2021)
	.475 (28-59)	at Louisville (01/26/2021)
3 PT FG MADE	10	at Pittsburgh (01/21/2021)
	10	at North Carolina (01/10/2021)
3 PT FG ATTEMPTS	33	at Pittsburgh (01/21/2021)
	31	at NC State (12/20/2020)
3 PT FG PERCENTAGE	.444 (8-18)	at Louisville (01/26/2021)
	.417 (10-24)	at North Carolina (01/10/2021)
FREE THROWS MADE	28	Fla. Atlantic (12/03/2020)
	24	Jacksonville (11/25/2020)
FREE THROW ATTEMPTS	40	Fla. Atlantic (12/03/2020)
	29	Jacksonville (11/25/2020)
FREE THROW PERCENTAGE	.833 (10-12)	at Pittsburgh (01/21/2021)
	.828 (24-29)	Jacksonville (11/25/2020)
REBOUNDS	51	Jacksonville (11/25/2020)
	49	Fla. Atlantic (12/03/2020)
ASSISTS	19	at North Carolina (01/10/2021)
	16	Clemson (01/03/2021)
	16	Jacksonville (11/25/2020)
STEALS	12	Florida St. (02/07/2021)
	12	Syracuse (12/10/2020)
BLOCKED SHOTS	4	Florida St. (02/07/2021)
	3	Clemson (01/03/2021)
	3	North Florida (11/28/2020)
TURNOVERS	23	Fla. Atlantic (12/03/2020)
	20	Syracuse (12/10/2020)
FOULS	23	at Louisville (01/26/2021)
	23	North Carolina (12/14/2020)

### Miami (FL) - Game Lows

POINTS	47	at NC State (12/20/2020)
	56	Georgia Tech (01/28/2021)
	58	Syracuse (12/10/2020)
	60	at Wake Forest (01/07/2021)
	60	Notre Dame (12/31/2020)
FIELD GOALS MADE	17	at NC State (12/20/2020)
	19	Syracuse (12/10/2020)
FIELD GOAL ATTEMPTS	54	at Syracuse (01/17/2021)
	55	Georgia Tech (01/28/2021)
	55	at North Carolina (01/10/2021)
FIELD GOAL PERCENTAGE	.274 (17-62)	at NC State (12/20/2020)
	.292 (19-65)	Syracuse (12/10/2020)
3 PT FG MADE	1	Florida St. (02/07/2021)
	3	at Syracuse (01/17/2021)
3 PT FG ATTEMPTS	11	at Syracuse (01/17/2021)
	13	Florida St. (02/07/2021)
3 PT FG PERCENTAGE	.077 (1-13)	Florida St. (02/07/2021)
	.217 (5-23)	Fla. Atlantic (12/03/2020)
FREE THROWS MADE	5	at NC State (12/20/2020)
	7	Notre Dame (12/31/2020)
	7	North Florida (11/28/2020)
FREE THROW ATTEMPTS	10	Clemson (01/03/2021)
	12	at Pittsburgh (01/21/2021)
	12	North Florida (11/28/2020)
FREE THROW PERCENTAGE	.385 (5-13)	at NC State (12/20/2020)
	.474 (9-19)	at North Carolina (01/10/2021)
REBOUNDS	22	at Syracuse (01/17/2021)
	29	Georgia Tech (01/28/2021)
	29	at NC State (12/20/2020)
ASSISTS	8	at NC State (12/20/2020)
	10	Georgia Tech (01/28/2021)
	10	at Syracuse (01/17/2021)
	10	at Wake Forest (01/07/2021)
STEALS	3	Georgia Tech (01/28/2021)
	5	at North Carolina (01/10/2021)
BLOCKED SHOTS	0	at Syracuse (01/17/2021)
	0	Notre Dame (12/31/2020)
TURNOVERS	7	Georgia Tech (01/28/2021)
	8	North Florida (11/28/2020)
FOULS	8	at Pittsburgh (01/21/2021)
	12	at North Carolina (01/10/2021)
	12	North Florida (11/28/2020)

### Opponent - Game Highs

POINTS	99	at Syracuse (01/17/2021)
	79	at Louisville (01/26/2021)
	78	at NC State (12/20/2020)
	71	Clemson (01/03/2021)
	71	Notre Dame (12/31/2020)
FIELD GOALS MADE	38	at Syracuse (01/17/2021)
	30	at NC State (12/20/2020)
FIELD GOAL ATTEMPTS	76	at North Carolina (01/10/2021)
	69	North Carolina (12/14/2020)
	69	Syracuse (12/10/2020)
FIELD GOAL PERCENTAGE	.644 (38-59)	at Syracuse (01/17/2021)
	.536 (30-56)	at NC State (12/20/2020)
3 PT FG MADE	17	at Syracuse (01/17/2021)
	10	at Louisville (01/26/2021)
	10	at NC State (12/20/2020)
3 PT FG ATTEMPTS	34	at North Carolina (01/10/2021)
	30	at Louisville (01/26/2021)
	30	at Syracuse (01/17/2021)
3 PT FG PERCENTAGE	.567 (17-30)	at Syracuse (01/17/2021)
	.471 (8-17)	Notre Dame (12/31/2020)
FREE THROWS MADE	21	at Louisville (01/26/2021)
	18	Clemson (01/03/2021)
FREE THROW ATTEMPTS	27	at Louisville (01/26/2021)
	27	Clemson (01/03/2021)
FREE THROW PERCENTAGE	1.000 (1-1)	North Florida (11/28/2020)
	.909 (10-11)	at Wake Forest (01/07/2021)
REBOUNDS	57	North Carolina (12/14/2020)
	50	at North Carolina (01/10/2021)
	50	Syracuse (12/10/2020)
ASSISTS	28	at Syracuse (01/17/2021)
	20	at Pittsburgh (01/21/2021)
STEALS	10	Jacksonville (11/25/2020)
	9	Florida St. (02/07/2021)
	9	Clemson (01/03/2021)
	9	Notre Dame (12/31/2020)
	9	Syracuse (12/10/2020)
	9	Fla. Atlantic (12/03/2020)
BLOCKED SHOTS	8	at Pittsburgh (01/21/2021)
	5	North Carolina (12/14/2020)
	5	Syracuse (12/10/2020)
TURNOVERS	24	North Florida (11/28/2020)
	23	Florida St. (02/07/2021)
FOULS	27	Fla. Atlantic (12/03/2020)
	22	at Louisville (01/26/2021)

### Opponent - Game Lows

POINTS	39	North Florida (11/28/2020)
	53	Florida St. (02/07/2021)
	58	Jacksonville (11/25/2020)
	59	at North Carolina (01/10/2021)
	61	Fla. Atlantic (12/03/2020)
FIELD GOALS MADE	16	North Florida (11/28/2020)
	21	Florida St. (02/07/2021)
FIELD GOAL ATTEMPTS	52	at Louisville (01/26/2021)
	53	North Florida (11/28/2020)
FIELD GOAL PERCENTAGE	.302 (16-53)	North Florida (11/28/2020)
	.316 (24-76)	at North Carolina (01/10/2021)
3 PT FG MADE	1	Clemson (01/03/2021)
	3	North Carolina (12/14/2020)
	3	Jacksonville (11/25/2020)
3 PT FG ATTEMPTS	17	at Wake Forest (01/07/2021)
	17	Notre Dame (12/31/2020)
3 PT FG PERCENTAGE	.048 (1-21)	Clemson (01/03/2021)
	.125 (3-24)	Jacksonville (11/25/2020)
FREE THROWS MADE	1	North Florida (11/28/2020)
	4	at Pittsburgh (01/21/2021)
FREE THROW ATTEMPTS	1	North Florida (11/28/2020)
	5	at Pittsburgh (01/21/2021)
FREE THROW PERCENTAGE	.417 (5-12)	Jacksonville (11/25/2020)
	.455 (10-22)	North Carolina (12/14/2020)
REBOUNDS	31	North Florida (11/28/2020)
	32	Clemson (01/03/2021)
	32	Fla. Atlantic (12/03/2020)
ASSISTS	6	Jacksonville (11/25/2020)
	8	Florida St. (02/07/2021)
STEALS	2	at Wake Forest (01/07/2021)
	2	North Florida (11/28/2020)
BLOCKED SHOTS	0	Georgia Tech (01/28/2021)
	0	at Louisville (01/26/2021)
TURNOVERS	8	Georgia Tech (01/28/2021)
	11	Jacksonville (11/25/2020)
FOULS	13	at Pittsburgh (01/21/2021)
	13	North Florida (11/28/2020)



## POINTS-REBOUNDS-ASSISTS

Opponent	Date	Score		1	3	4	13	14	15	20	21	25	35	44
				SIDI BABA,	HARDEN,DES	BANKS,ENDI	MASON,TAYL	GONY,NYAYO	HUSTON,JAM	MARSHALL,K	JACKSON,BR	ERJAVEC,KA	MBANDU,NAO	ROBY,SYDNE
JVile	11/25/2020	74-58	W	6-7-0	16-13-4	10-5-3	6-4-4	0-1-0	0-0-0	22-3-4	14-9-0	DNP	0-2-1	DNP
UNF	11/28/2020	81-39	W	17-4-0	12-1-0	6-2-4	10-10-5	5-0-0	8-6-0	13-3-3	3-8-2	DNP	6-1-1	1-1-0
FAU	12/03/2020	73-61	W	3-9-0	7-7-4	9-5-1	14-5-3	2-1-0	0-0-1	21-6-1	12-7-0	DNP	3-4-0	2-2-1
Syr	12/10/2020	58-69	L	0-6-1	11-1-0	8-3-3	5-4-3	8-3-2	3-2-0	6-3-0	4-1-0	DNP	6-5-1	7-5-1
UNC	12/14/2020	67-63	W	0-4-2	20-12-1	4-8-4	11-4-2	6-0-0	6-3-1	11-4-1	0-0-0	DNP	7-3-1	2-1-0
at NCSU	12/20/2020	47-78	L	0-0-0	3-5-0	5-2-2	10-8-3	6-2-0	0-1-0	14-2-0	0-0-0	3-0-2	4-4-1	2-2-0
ND	12/31/2020	60-71	L	0-0-0	9-6-2	18-2-5	11-7-0	5-5-0	3-1-0	8-5-0	DNP	2-2-2	4-3-2	0-2-0
Clem	01/03/2021	80-71	W	0-1-1	9-3-3	20-6-3	8-8-2	2-0-0	2-5-0	19-2-2	0-0-0	3-1-1	7-7-4	10-5-0
at Wake	01/07/2021	60-63	L	8-6-0	0-0-0	4-6-3	6-7-4	5-2-0	5-1-0	16-3-0	DNP	0-0-1	16-3-2	0-2-0
at UNC	01/10/2021	69-59	W	0-0-1	8-5-2	14-1-8	6-2-0	0-0-0	7-5-1	19-5-2	0-0-0	6-2-2	7-8-3	2-4-0
at Syr	01/17/2021	64-99	L	6-1-1	2-0-1	12-1-4	5-5-0	13-3-1	12-2-1	0-0-0	0-1-0	2-0-0	9-4-2	3-3-0
at Pitt	01/21/2021	72-68	W	6-6-0	2-3-0	13-9-6	4-2-4	2-4-0	2-1-0	21-4-3	DNP	5-1-0	15-7-2	2-2-0
at LOU	01/26/2021	76-79	L	2-4-0	6-1-0	13-7-4	5-2-2	4-1-0	DNP	19-3-1	2-0-0	3-1-3	17-11-1	5-2-0
GaTech	01/28/2021	56-70	L	2-6-0	0-1-1	4-5-3	11-5-2	0-1-0	3-2-0	16-1-2	DNP	5-0-0	11-4-2	4-2-0
FSU	02/07/2021	68-53	W	0-0-0	7-12-1	12-0-1	15-5-0	0-0-0	2-0-0	12-3-4	DNP	4-0-3	16-7-4	0-0-0



# 2020-21 BOX SCORES

Official Basketball Box Score - Final  
Jacksonville at Miami (FL)  
11/25/20 Watson Center, Coral Gables  
2020-21 Women's Basketball

Game Time: 1:00 PM  
Game Duration: 1:59

Officials: Edward Sidley, John Cappino, Alexis Perez

Jacksonville - 58

Record: 0-1

NO. Name	Min	FG	3P	FT	Rebounds	Fouls	TP	AS	TO	ST	Blocks	+
5 Shekhinah Rachel	F 29:28	1-3	0-2	0-2	2 1 3	2 2	2	1	0	0	0	-10
20 Makaya Edwards	F 23:17	2-8	0-4	0-0	0 3 3	3 3	4	0	4	1	0	0
21 Jada Perry	F 33:20	2-10	0-2	1-3	2 8 10	4 2	5	1	2	4	3	1
1 DeShari Graham	G 39:10	7-18	0-4	0-0	5 3 8	2 0	14	1	2	2	0	-16
4 Alexis Pierce	G 32:58	6-11	1-5	1-3	0 3 3	4 3	14	3	1	0	1	-15
12 Tania Stallings	08:41	0-3	0-0	0-0	1 0 1	5 0	0	0	0	0	0	-19
11 Ashley Malone	19:23	6-13	2-7	3-4	0 1 1	2 1	17	0	1	2	0	0
10 Kassidy Ingram	09:57	1-1	0-0	0-0	1 2 3	0 2	2	0	1	0	0	-13
23 Khalela Hayes	03:46	0-1	0-0	0-0	0 0 0	0 0	0	0	0	1	0	-8
Team					1 3 4							
Totals		25-68	3-24	5-12	12 24 36	21 14	58	6	11	10	4	-16

Technical Fouls: NONE

Shooting By Period	1st FG%	2nd FG%	3rd FG%	4th FG%	FT%	GM FG%	FT%
1st FG%	6-15 40.0%						
2nd FG%	0-4 0.0%						
3rd FG%	1-5 20.0%						
4th FG%	0-0 0.0%						
FT%	1-2 50%						
GM FG%	25-68 36.8%						
FT%	3-24 12.5%						
FT%	5-12 41.7%						

Dead Ball Rebounds: 1, 0

Official Basketball Box Score - Final  
North Florida at Miami (FL)  
11/28/20 Watson Center, Coral Gables  
2020-21 Women's Basketball

Game Time: 3:00 PM  
Game Duration: 1:48

Officials: Mark McMenney, Brandon Enterline, Felicia Young

North Florida - 39

Record: 0-2

NO. Name	Min	FG	3P	FT	Rebounds	Fouls	TP	AS	TO	ST	Blocks	+
11 Jazz Bond	F 21:16	5-8	2-4	1-1	0 4 4	5 2	13	1	1	0	2	0
14 Erin Jones	F 31:25	0-4	0-2	0-0	1 4 5	2 0	0	2	3	0	0	-32
4 Emma Broermann	F 13:12	1-4	0-0	0-0	0 1 1	1 0	2	0	1	0	0	-23
3 Tiffany Tolbert	G 29:21	2-8	0-5	0-0	0 2 2	1 2	4	2	4	0	1	-26
4 Marissa Mackins	G 28:47	4-9	3-5	0-0	2 2 2	0 1	11	3	3	0	0	-34
13 Rhetta Moore	18:23	1-6	1-4	0-0	0 2 0	0 1	3	2	2	1	0	-22
1 Nubia Bendedith	16:16	0-3	0-2	0-0	0 0 0	0 0	3	0	2	1	0	-16
0 Elise Harden	15:37	1-2	0-0	0-0	0 3 3	3 1	2	1	3	1	0	-20
23 Summah Evans	14:03	1-5	0-3	0-0	3 3 6	1 1	2	1	2	0	1	-17
15 Tia Robinson	07:00	0-1	0-1	0-0	0 0 0	0 0	0	0	1	0	0	-5
10 Sara Idris	04:40	1-3	0-1	0-0	0 0 0	1 0	2	1	0	0	0	-3
Team					4 2 6							
Totals		16-53	6-27	1-1	10 21 31	13 12	39	15	24	2	4	-42

Technical Fouls: NONE

Shooting By Period	1st FG%	2nd FG%	3rd FG%	4th FG%	FT%	GM FG%	FT%
1st FG%	5-12 41.7%						
2nd FG%	3-7 42.9%						
3rd FG%	0-0 0.0%						
4th FG%	0-0 0.0%						
FT%	1-1 100%						
GM FG%	16-53 30.2%						
FT%	6-27 22.2%						
FT%	1-1 100.0%						

Dead Ball Rebounds: 0, 0

Miami (FL) - 74

Record: 1-0

NO. Name	Min	FG	3P	FT	Rebounds	Fouls	TP	AS	TO	ST	Blocks	+
3 Destiny Harden	F 29:18	5-9	2-4	4-4	1 12 13	0 5	16	4	2	2	0	24
21 Brianna Jackson	F 21:30	5-6	0-1	4-5	3 6 9	4 6	14	0	1	1	0	20
1 Moulayna Johnson Sidi Baba	G 29:41	1-6	0-1	4-5	1 6 7	1 3	6	0	1	0	1	7
13 Taylor Mason	G 30:49	2-11	0-2	2-2	2 2 4	1 1	6	4	2	0	0	29
20 Kelsey Marshall	G 29:17	5-12	3-10	9-11	0 3 3	3 4	22	4	4	0	0	18
35 Naomi Mbandu	15:22	0-2	0-2	0-0	1 1 2	1 0	0	1	2	2	0	1
4 Endia Banks	27:26	4-8	1-2	1-2	2 3 5	2 2	10	3	5	0	0	1
15 Jamir Huston	08:58	0-1	0-0	0-0	0 0 0	1 0	0	0	1	0	0	-14
14 Nyayongah Gony	07:39	0-1	0-1	0-0	0 0 1	1 0	0	0	0	1	0	-12
Team					3 4 7							
Totals		22-56	6-23	24-29	14 37 51	14 21	74	16	18	6	2	4

Technical Fouls: NONE

Shooting By Period	1st FG%	2nd FG%	3rd FG%	4th FG%	FT%	GM FG%	FT%
1st FG%	5-17 29.4%						
2nd FG%	3-10 30.0%						
3rd FG%	2-2 100%						
4th FG%	5-14 35.7%						
FT%	1-4 25.0%						
GM FG%	22-56 39.3%						
FT%	24-29 82.8%						
FT%	6-23 26.1%						
FT%	24-29 82.8%						

Dead Ball Rebounds: 1, 0

	JAX	MIA
Biggest lead	2 (1st 1:26)	23 (4th 2:49)
Best Scoring Run	7 (2nd 1:18)	8 (2nd 8:28)
Lead Changes	2	
Times Tied	3	
Time with Lead	00:31	34:41

Points from	JAX	MIA
Turnovers	24	14
Paint	40	30
Second Chance	5	11
Fast Breaks	16	7
Bench	19	10

Period by Period Scoring	1st	2nd	3rd	4th	TOT
JAX	12	14	15	17	58
MIA	15	17	18	24	74

	UNF	MIA
Biggest lead	3 (1st 9:45)	42 (4th 0:03)
Best Scoring Run	5 (3rd 1:41)	11 (3rd 8:10)
Lead Changes	1	
Times Tied	0	
Time with Lead	01:39	38:06

Points from	UNF	MIA
Turnovers	10	27
Paint	16	34
Second Chance	3	14
Fast Breaks	8	15
Bench	9	26

Period by Period Scoring	1st	2nd	3rd	4th	TOT
UNF	13	7	13	6	39
MIA	22	17	31	11	81

Dead Ball Rebounds: 5, 0

Official Basketball Box Score - Final  
Fla. Atlantic at Miami (FL)  
12/03/20 Watson Center, Coral Gables  
2020-21 Women's Basketball

Game Time: 7:30 PM  
Game Duration: 2:04

Officials: Katie Lukanich, Ronald Ledington, Kelsey Reynolds

Fla. Atlantic - 61

Record: 1-1

NO. Name	Min	FG	3P	FT	Rebounds	Fouls	TP	AS	TO	ST	Blocks	+
00 Astou Gaye	F 12:27	0-3	0-1	0-0	0 0 0	4 0	0	0	0	0	1	-4
2 Iggy Allen	G 30:59	9-16	5-9	0-0	0 8 8	4 3	23	1	4	3	0	1
3 Lotta Vehka-Aho	G 27:12	1-8	1-7	0-2	0 0 0	2 2	3	0	2	0	0	-13
12 Allie Tyika	G 13:47	0-2	0-1	2-2	0 0 0	4 1	2	1	1	0	0	-20
34 Alexa Zaph	G 33:36	4-10	0-2	5-6	0 5 5	2 3	13	3	2	2	0	-7
23 Tanya Gordon	17:57	3-8	0-1	0-0	0 3 3	2 0	6	1	2	2	1	-3
23 Sofia Rozentale	23:56	3-3	0-0	3-4	2 3 5	4 5	9	1	3	0	2	0
15 Sofia Gaiaron	18:16	1-7	1-4	0-0	1 2 3	0 3	3	2	1	2	0	1
4 Bro Beck	12:22	0-1	0-1	0-2	0 1 1	1 2	0	0	2	0	0	-12
32 Amber Gaston	09:28	1-3	0-0	0-0	2 0 2	3 1	2	0	2	0	0	-6
Team					4 1 5							
Totals		22-61	7-26	10-16	9 23 32	27 19	61	9	19	9	4	-12

Technical Fouls: NONE

Shooting By Period	1st FG%	2nd FG%	3rd FG%	4th FG%	FT%	GM FG%	FT%
1st FG%	8-16 50.0%						
2nd FG%	3-8 37.5%						
3rd FG%	1-4 25%						
4th FG%	2-9 22.2%						
FT%	0-3 0.0%						
GM FG%	22-61 36.1%						
FT%	7-26 26.9%						
FT%	10-16 62.5%						

Dead Ball Rebounds: 4, 1

Miami (FL) - 73

Record: 3-0

NO. Name	Min	FG	3P	FT	Rebounds	Fouls	TP	AS	TO	ST	Blocks	+
3 Destiny Harden	F 26:31	1-7	0-2	5-9	5 2 7	4 7	7	4	3	3	1	1
21 Brianna Jackson	F 21:03	3-7	0-1	6-6	3 4 7	3 5	12	0	2	0	1	5
1 Moulayna Johnson Sidi Baba	G 28:20	1-8	0-4	1-2	3 6 9	1 2	3	0	3	0	0	13
13 Taylor Mason	G 36:30	4-8	0-1	6-10	0 5 5	1 5	14	3	5	0	0	1
20 Kelsey Marshall	G 34:23	6-15	5-12	4-4	2 4 6	1 3	21	1	3	5	0	17
4 Endia Banks	19:58	4-7	0-2	1-1	1 4 5	2 1	9	1	2	0	0	0
15 Jamir Huston	01:59	0-0	0-0	0-0	0 0 0	3 0	0	1	1	0	0	4
35 Naomi Mbandu	14:38	1-1	0-0	1-2	1 3 4	2 1	3	0	2	0	0	6
44 Sydnee Roby	07:47	0-1	0-0	2-4	1 1 2	2 2	2	1	1	0	0	-12
14 Nyayongah Gony	08:51	0-2	0-1	2-2	0 1 1	1 0	1	2	0	1	0	0
Team					1 2 3							
Totals		20-56	5-23	28-40	17 32 49	19 27	73	11	23	8	2	4

Technical Fouls: NONE

Shooting By Period	1st FG%	2nd FG%	3rd FG%	4th FG%	FT%	GM FG%	FT%
1st FG%	3-12 25.0%						
2nd FG%	1-5 20.0%						
3rd FG%	13-16 81.3%						
4th FG%	4-9 44.4%						
FT%	1-3 33.3%						
GM FG%	20-56 35.7%						
FT%	28-40 70.0%						
FT%	5-23 21.7%						
FT%	28-40 70.0%						

Dead Ball Rebounds: 7, 0

	FAU	MIA
Biggest lead	1 (2nd 7:04)	16 (4th 6:04)
Best Scoring Run	7 (1st 0:14)	12 (4th 7:20)
Lead Changes	4	
Times Tied	5	
Time with Lead	00:44	36:02

Points from	FAU	MIA
Turnovers	24	17
Paint	22	20
Second Chance	10	12
Fast Breaks	10	10
Bench	20	16

Period by Period Scoring					
	1st	2nd	3rd	4th	TOT
FAU	20	9	23	9	61
MIA	20	19	20	14	73

# 2020-21 BOX SCORES

Official Basketball Box Score - Final  
**North Carolina at Miami (FL)**  
12/14/20 Watson Center, Coral Gables  
2020-21 Women's Basketball

Game Time: 2:00 PM  
Game Duration: 2:02

Officials: Edward Sidasky, Mark McClenney, Mark Resch

North Carolina - 63

Record: 5-2 (0-2)

NO. Name	Min	FG	3P	FT	Rebounds	Fouls	TP	AS	TO	ST	Blocks	+/-
31 Anya Poole	20:15	1-4	0-0	2-4	3 7 10	2 4	4	1	0	0	1	1
44 Janelle Bailey	C 29:05	6-10	0-2	2-4	1 12 13	4 5	14	1	1	0	3	0
2 Petra Holesinska	G 26:12	2-8	0-4	1-4	0 2 2	1 3	5	2	4	0	0	-2
5 Stephanie Watts	G 19:41	0-6	0-5	0-0	0 4 4	1 0	0	0	3	0	0	1
25 Deja Kelly	G 33:48	6-21	3-6	1-1	1 1 2	3 4	16	2	1	1	0	-8
3 Kennedy Todd-Williams	25:22	2-6	0-0	1-2	5 3 8	4 2	5	2	2	1	1	-7
1 Alyssa Ustby	28:51	7-10	0-1	3-7	4 4 8	3 5	17	3	2	4	0	-4
11 Ariel Young	03:49	0-2	0-1	0-0	0 0 0	0 0	0	0	1	0	0	0
4 Kennedy Tucker	09:51	1-1	0-0	0-0	1 0 1	1 0	2	0	1	0	0	0
21 Malu Tshitenge	01:49	0-0	0-0	0-0	0 0 0	1 0	0	0	0	0	0	-2
0 Alexandra Zelaya	01:17	0-1	0-0	0-0	0 1 1	0 0	0	0	0	0	0	2
Team					3 5 8		0	0				
Totals		25-69	3-19	10-22	18 39 57	20 23	63	11	15	6	5	-4

Technical Fouls:NONE

Dead Ball Rebounds: 6, 0

Shooting By Period	1st FG%	2nd FG%	3rd FG%	4th FG%	GM FG%	3PT%	FT%
1st FG%	5-18	27.8%					
2nd FG%	1-2	50.0%					
3rd FG%	4-11	36.4%					
4th FG%	1-2	50.0%					
GM FG%	25-69	36.2%					
3PT%	3-19	15.8%					
FT%	10-22	45.5%					

Miami (FL) - 67

Record: 4-1 (1-1)

NO. Name	Min	FG	3P	FT	Rebounds	Fouls	TP	AS	TO	ST	Blocks	+/-
3 Destiny Harden	F 29:09	6-12	3-8	5-9	5 7 12	2 6	20	1	1	2	0	1
44 Sydney Roby	C 06:20	1-4	0-0	0-0	1 0 1	4 0	2	0	3	1	0	-2
1 Moulayna Johnson Sidi Baba	G 15:53	0-2	0-2	0-0	1 3 4	3 0	0	2	0	0	0	7
13 Taylor Mason	G 25:09	3-12	1-3	4-8	2 2 4	4 4	11	2	2	0	0	1
20 Kelsey Marshall	G 32:20	4-13	2-8	1-2	0 4 4	1 1	11	1	2	0	0	1
4 Endia Banks	28:40	2-5	0-1	0-2	1 7 8	1 2	4	4	1	1	0	2
15 Jamir Huston	23:07	2-9	0-0	2-3	1 2 3	3 3	6	1	1	0	1	2
14 Nyayongah Gony	14:16	2-5	2-5	0-0	0 0 0	0 0	6	0	1	0	0	0
35 Naomi Mbandu	23:15	1-4	1-3	4-4	1 2 3	0 4	7	1	1	2	0	2
21 Brianna Jackson	01:51	0-0	0-0	0-0	0 0 0	2 0	0	0	0	0	0	2
Team					2 5 7		0	0				
Totals		21-66	9-30	16-28	14 32 46	23 20	67	12	11	7	1	5

Technical Fouls:NONE

Dead Ball Rebounds: 4, 0

Shooting By Period	1st FG%	2nd FG%	3rd FG%	4th FG%	GM FG%	3PT%	FT%
1st FG%	5-17	29.4%					
2nd FG%	3-12	25.0%					
3rd FG%	6-18	33.3%					
4th FG%	1-2	50.0%					
GM FG%	21-66	31.8%					
3PT%	9-30	30.0%					
FT%	16-28	57.1%					

	UNC	MIA
Biggest lead	4 (1 <sup>st</sup> 6:47)	13 (3 <sup>rd</sup> 5:50)
Best Scoring Run	5 (3 <sup>rd</sup> 3:40)	8 (1 <sup>st</sup> 2:25)
Lead Changes	1	
Times Tied	1	
Time with Lead	03:27	34:02

Points from Turnovers	UNC	MIA
Paint	38	20
Second Chance	15	13
Fast Breaks	1	3
Bench	24	23

Miami (FL) - 47

Record: 4-2 (1-2)

NO. Name	Min	FG	3P	FT	Rebounds	Fouls	TP	AS	TO	ST	Blocks	+/-
3 Destiny Harden	F 17:13	1-6	1-3	0-0	1 4 5	2 0	3	0	3	0	0	-18
15 Jamir Huston	F 13:37	0-2	0-0	0-0	1 0 1	2 0	0	0	2	0	0	-19
1 Moulayna Johnson Sidi Baba	G 14:43	0-2	0-1	0-0	0 0 0	0 0	0	0	0	0	0	-19
13 Taylor Mason	G 28:08	3-9	1-4	3-6	1 7 8	1 4	10	3	3	0	1	-6
20 Kelsey Marshall	G 25:51	6-19	2-11	0-1	2 0 2	1 1	14	0	2	2	0	1
4 Endia Banks	29:19	2-8	0-2	1-2	0 2 2	1 1	5	2	0	0	0	-13
25 Karla Erjavac	24:18	1-8	1-4	0-0	0 0 0	0 1	3	2	1	1	0	-21
35 Naomi Mbandu	26:53	1-1	1-1	1-2	2 2 4	2 9	4	1	2	0	0	-22
44 Sydney Roby	02:46	1-1	0-0	0-2	1 1 2	2 1	2	0	0	0	0	3
21 Brianna Jackson	04:42	0-2	0-1	0-0	0 0 0	0 0	0	0	1	1	0	-12
14 Nyayongah Gony	12:30	2-4	2-4	0-0	1 1 2	2 0	6	0	1	1	0	0
Team					2 1 3		0	0				
Totals		17-62	8-31	5-13	11 18 29	13 17	47	8	12	7	1	3

Technical Fouls:NONE

Dead Ball Rebounds: 3, 0

Shooting By Period	1st FG%	2nd FG%	3rd FG%	4th FG%	GM FG%	3PT%	FT%
1st FG%	4-15	26.7%					
2nd FG%	3-9	33.3%					
3rd FG%	2-14	14.3%					
4th FG%	1-9	11.1%					
GM FG%	17-62	27.4%					
3PT%	8-31	25.8%					
FT%	5-13	38.5%					

NC State - 78

Record: 8-0 (3-0)

NO. Name	Min	FG	3P	FT	Rebounds	Fouls	TP	AS	TO	ST	Blocks	+/-
25 Kayla Jones	F 24:05	4-7	1-2	1-1	0 3 3	1 1	10	0	0	0	0	34
33 Elissa Cunane	C 22:53	7-11	3-5	1-1	3 4 7	3 4	18	0	2	0	1	24
2 Raina Perez	G 22:10	2-5	0-3	0-0	1 2 3	1 0	4	6	2	0	0	27
3 Kai Crutchfield	G 27:43	5-8	3-4	1-1	2 3 5	0 1	14	3	0	2	0	33
11 Jakia Brown-Turner	G 27:38	4-9	2-5	0-0	1 3 4	2 4	10	2	1	1	0	30
5 Jada Boyd	12:16	1-3	0-1	4-4	0 9 9	1 2	6	0	4	0	0	16
41 Camille Hobby	10:26	2-4	0-1	0-0	1 2 3	4 0	4	0	1	0	0	8
1 Genesis Bryant	12:49	0-1	0-1	0-0	0 2 2	1 0	0	4	3	1	0	1
0 Rebecca Demeke	10:16	1-2	1-2	1-2	0 4 4	0 1	4	0	0	0	0	-4
24 Dontavia Waggoner	11:07	0-1	0-1	0-0	0 1 1	1 0	0	0	1	1	1	-4
31 Jada Rice	06:41	2-2	0-0	0-0	0 0 0	3 0	4	0	2	0	0	-1
20 Elle Sulphur	08:39	1-2	0-0	0-0	0 3 3	0 0	2	0	2	0	1	-7
15 Kendal Moore	03:17	1-1	0-0	0-0	1 1 1	0 0	2	0	0	0	0	-7
Team					1 2 3		0	0				
Totals		30-56	10-25	8-9	9 39 48	17 13	78	15	18	5	3	1

Technical Fouls:NONE

Dead Ball Rebounds: 0, 0

	MIA	NC SU
Biggest lead	0 (1 <sup>st</sup> 10:00)	41 (4 <sup>th</sup> 6:49)
Best Scoring Run	7 (4 <sup>th</sup> 3:15)	14 (3 <sup>rd</sup> 8:06)
Lead Changes	0	
Times Tied	0	
Time with Lead	00:00	38:22

Points from Turnovers	MIA	NC SU
Paint	10	18
Second Chance	14	30
Fast Breaks	9	17
Bench	3	13

Official Basketball Box Score - Final  
**Notre Dame at Miami (FL)**  
12/21/20 Watson Center, Coral Gables  
2020-21 Women's Basketball

Game Time: 1:00 PM  
Game Duration: 1:48

Officials: Maj Forsberg, Luis Gonzalez, Jeffrey Smith

Notre Dame - 71

Record: 4-4 (2-2)

NO. Name	Min	FG	3P	FT	Rebounds	Fouls	TP	AS	TO	ST	Blocks	+/-
34 Maddy Westbeld	F 34:55	7-12	1-2	0-2	1 6 7	3 3	15	2	4	1	1	0
30 Mikayla Vaughn	C 13:09	1-4	0-0	0-0	2 3 5	0 1	2	0	3	0	0	-14
1 Dara Mabrey	G 37:05	6-11	4-5	1-2	0 3 3	1 2	17	6	3	0	0	5
12 Abby Prohaska	G 15:58	0-3	0-1	0-0	1 1 2	3 0	0	1	1	1	0	0
21 Anaya Peoples	G 25:13	3-6	0-0	0-0	2 3 5	2 1	6	1	1	2	0	11
24 Destinee Walker	36:17	5-14	0-5	7-8	3 5 8	3 4	17	1	2	3	0	19
5 Alasia Hayes	06:55	0-1	0-0	1-2	0 1 1	0 1	1	0	1	0	0	2
33 Sam Brunelle	30:28	5-9	3-4	0-0	1 3 4	4 1	13	0	2	2	0	21
Team					3 6 9		0	0				
Totals		27-60	8-17	9-14	13 31 44	16 13	71	11	17	9	3	0

Technical Fouls:NONE

Dead Ball Rebounds: 3, 0

Shooting By Period	1st FG%	2nd FG%	3rd FG%	4th FG%	GM FG%	3PT%	FT%
1st FG%	6-13	46.2%					
2nd FG%	1-4	25.0%					
3rd FG%	7-17	41.2%					
4th FG%	1-2	50.0%					
GM FG%	27-60	45.0%					
3PT%	8-17	47.1%					
FT%	9-14	64.3%					

Miami (FL) - 60

Record: 4-3 (1-3)

Team ( 7 - 20 )													Shooting By Period			
NO. Name	Min	FG	3P	FT	Rebounds	Fouls	TP	AS	TO	ST	Blocks	+/-	1st	FGM	3PTM	
3 Destiny Harden	F 25:33	4-11	1-5	0-0	1 5 6	4 0	9	2	2	1	0	6	3PTM	2-8	25.0%	
35 Naomi Mbandu	F 27:31	2-4	0-0	0-0	1 2 3	2 3	4	2	2	2	0	-7	FTM	1-2	50.0%	
4 Endia Banks	G 34:11	7-18	3-8	1-3	0 2 2	1 4	18	5	3	3	0	-6	2nd FG	4-14	28.6%	
13 Taylor Mason	G 34:26	3-9	0-2	5-8	4 3 7	1 4	11	0	3	1	0	-17	3PTM	1-6	16.7%	
20 Kelsey Marshall	G 20:34	3-10	2-7	0-0	1 4 5	1 1	8	0	2	1	0	8	FTM	0-4	0%	
25 Karla Erjavac	19:21	1-5	0-3	0-0	1 1 2	0 0	2	2	1	1	0	-18	1st FG	7-18	38.9%	
44 Sydney Roby	10:55	0-2	0-0	0-0	1 1 2	2 0	0	0	0	0	0	-9	3PTM	3-8	37.5%	
1 Moulayna Johnson Sidi Baba	03:48	0-0	0-0	0-0	0 0 0	0 0	0	0	0	0	0	-11	FTM	3-4	75.0%	
15 Jamir Huston	11:19	1-2	0-0	1-1	1 0 1	1 2	3	0	0	0	0	-2	4th FG	7-22	31.8%	
14 Nyayongah Gony	12:21	2-6	1-3	0-2	3 2 5	1 2	5	0	1	0	0	1	3PTM	1-6	16.7%	
					3 2 5		0	0					FTM	3-4	75.0%	
Team					3 2 5		0	0					GM FG	23-67	34.3%	
Totals		23-67	7-28	7-14	16-28	28	13	16	60	11	14	9	0	0	3	-11

# 2020-21 BOX SCORES

Official Basketball Box Score - Final  
**Miami (FL) at Wake Forest**  
01/07/21 LJMVM Coliseum, Winston-Salem  
2020-21 Women's Basketball

Game Time: 6:00 PM  
Game Duration: 1:49

Officials: Edward Sidasky, Angelica Suffren, Bobby Ray

Official Basketball Box Score - Final  
**Miami (FL) at North Carolina**  
01/10/21 Carmichael Arena, Chapel Hill  
2020-21 Women's Basketball

Game Time: 1:00 PM  
Game Duration: 2:10

Officials: Maj Forstberg, Tiara Cruise, Nic Cappel

Miami (FL) - 60															Record: 5-4 (2-4)									
NO. Name		Min	FG M/A	3P M/A	FT M/A	Rebounds OR DR TOT	Fouls PF FO	TP	AS	TO	ST	Blocks BS BA	+/-		Shooting By Period									
3 Destiny Harden	F	07:22	0-1	0-0	0-0	0 0 0	1 0	0	0	0	0	0	0	-7	1 <sup>st</sup>	FG%	6-21	28.6%						
35 Naomi Mbundu	F	28:47	6-11	1-2	3-4	2 1 3	3 5	16	2	0	0	0	0	5	7	3PT%	0-4	0.0%						
4 Endia Banks	G	31:56	2-8	0-2	0-0	4 2 6	3 1	4	3	1	3	0	0	5	-	FT%	4-4	100%						
13 Taylor Mason	G	33:13	2-10	0-0	2-3	6 7 13	0 3	6	4	1	1	0	1	-7	2 <sup>nd</sup>	FG%	5-14	35.7%						
20 Kelsey Marshall	G	31:37	6-19	2-9	2-2	0 3 3	1 1	16	0	0	1	1	0	-2	3 <sup>rd</sup>	FG%	1-7	14.3%						
44 Sydney Roby		10:51	0-0	0-0	0-0	1 1 2	3 0	0	0	1	0	0	0	-2	FT%	1-1	100%							
1 Moulayna Johnson Sidi Baba		21:58	2-5	0-2	4-5	1 5 6	1 3	8	0	1	1	0	0	8	3 <sup>rd</sup>	FG%	6-14	42.9%						
25 Karla Erjavac		15:13	0-2	0-0	0-0	0 0 0	1 0	0	1	2	0	0	0	-6	3 <sup>rd</sup>	FT%	1-2	50%						
15 Jamir Huston		10:07	2-2	0-0	1-1	0 1 1	0 2	5	0	0	1	0	0	0	4 <sup>th</sup>	FG%	5-13	38.5%						
14 Nyayongah Gony		08:56	2-4	1-3	0-0	1 1 2	0 0	5	0	1	0	0	1	-	3PT%	2-4	50.0%							
Team						1 2 3	0	0	2						FT%	6-8	75%							
Totals			22-62	4-18	12-15	11 22 33	13 15	60	10	9	7	1	3		GM FG%	22-62	35.5%							
															3PT%	4-18	22.2%							
															FT%	12-15	80.0%							
															Technical Fouls: NONE									

Miami (FL) - 69														Record: 6-4 (3-4)													
NO. Name	Min	FG	M-A	3P	M-A	FT	OR	DR	TOT	Rebounds	Fouls	PF	TP	AS	TO	ST	Blocks	BS	BA	+/-							
3 Destiny Harden	F 26:25	3-5	1-1	1-2	1 4 5	1 2	8	2	2	7	3	2	2	2	1	0	1	14			1st FG% 4-14 28.6%						
35 Naomi Mbundu	F 29:28	3-5	1-2	0-0	0 8 8	2 2	7	3	2	1	1	0	9							3PT% 1-6 16.7%							
4 Endia Banks	G 31:29	6-10	1-3	1-2	0 1 1	2 4	14	8	2	1	0	0	1	0	1	0	9			2nd FG% 8-17 47.1%							
13 Taylor Mason	G 22:54	2-5	1-3	1-2	0 2 2	0 2	6	0	5	1	0	0	4							3PT% 4-8 50.0%							
20 Kelsey Marshall	G 30:25	5-13	4-9	5-7	0 5 5	3 3	19	2	1	0	0	0	1	0	0	1	20			FT% 1-2 50%							
1 Moulayna Johnson Sidi Baba	11:28	0-2	0-2	0-0	0 0 0	0 1	0	1	0	0	0	0	0	1	0	0	1			3rd FG% 10-17 58.8%							
15 Jamir Huston	14:17	3-6	0-0	1-6	5 0 5	1 4	7	1	0	0	0	0	0	0	0	0	5			3PT% 3-6 50.0%							
25 Karla Erjavac	18:50	2-3	2-3	0-0	2 2 2	1 0	6	2	2	0	0	0	0	0	0	0	0			FT% 1-4 25%							
44 Sydney Roby	08:02	1-4	0-0	0-0	1 3 4	1 0	2	0	1	1	0	0	8							4th FG% 3-7 42.9%							
14 Nyayongah Gony	03:02	0-1	0-1	0-0	0 0 0	0 0	0	0	0	0	0	0	0	0	0	0	1	-4		3PT% 2-4 50.0%							
21 Brianna Jackson	03:42	0-1	0-0	0-0	0 0 0	1 0	0	0	0	0	0	0	0	0	0	0	1	-7		FT% 7-11 63.6%							
Team					0 3 3	0	0	0	1				0	1						GM FG% 25-55 45.5%							
Totals		25-55	10-24	9-19	7 28 35	12 18	69	19	17	5	1	4	10							3PT% 10-24 41.7%							
																		FT%	9-19	47.4%							

Wake Forest - 63		Record: 5-3 (2-2)																	
NO.	Name	Min	FG M-A	3P M-A	FT M-A	Rebounds OR DR TOT	Fouls PF FO	TP	AS	TO	ST	Blocks BS BA	+/-	Shooting By Period					
11	Ivana Raca	F 38:01	8-20	1-5	5-5	4 10 14	5 6	22	3	4	1	1	9	1st	FG	5-13	38.5%		
23	Christina Morra	F 35:27	9-11	0-0	1-2	1 6 7	2 2	19	0	2	0	0	3	3PT	1-4	25.0%			
5	Gina Conti	G 38:24	2-11	1-5	2-2	2 5 7	0 2	7	4	3	1	0	0	FT	0-0	0%			
32	Jewel Spear	G 34:22	4-6	3-4	2-2	1 3 4	0 3	13	0	0	0	0	13	2nd	FG	7-17	41.2%		
32	Alexandria Scruggs	G 23:56	0-2	0-0	0-0	2 2 2	3 0	0	2	2	0	0	-14	3PT	0-4	0.0%			
1	Anala Hoard	08:55	1-3	0-1	0-0	1 0 1	1 0	2	0	0	0	0	4	FT	2-2	100%			
2	Kaia Harrison	10:28	0-3	0-0	0-0	1 1 2	1 0	0	1	1	0	0	1	3rd	FG	7-17	41.2%		
20	Olivia Summiel	05:39	0-1	0-0	0-0	0 0 0	2 0	0	0	0	0	0	-1	3PT	3-5	60.0%			
15	Nevaeh Brown	04:48	0-1	0-0	0-0	0 0 0	1 0	0	0	2	0	0	0	FT	6-6	100%			
Team						2 2 4		0	0	0				4th	FG	5-11	45.5%		
Totals			24-58	5-17	10-11	12 29 41	15 13	83	10	14	2	1	1	3	3PT	1-4	25.0%		
Technical Fouls: NONE															FT	2-3	66.7%		
															GM FG	24-58	41.4%		
															3PT	5-17	29.4%		
															FT	10-11	90.9%		
Dead Ball Rebounds: 1,0																			

		MIA	WFU	Points from		MIA	WFU	Period by Period Scoring					
Biggest lead		11 (2 <sup>nd</sup> 4:57)	10 (4 <sup>th</sup> 9:28)	Turnovers		22	6						
Best Scoring Run		12 (2 <sup>nd</sup> 9:36)	10 (2 <sup>nd</sup> 0:56)	Paint		34	30	1st	2nd	3rd	4th	TOT	
Lead Changes		9		Second Chance		6	11	MIA	16	12	14	18	60
Times Tied		3		Fast Breaks		18	3	WFU	11	16	23	13	63
Time with Lead		17:33	19:40	Bench		18	2						

North Carolina - 59				Record: 7-3 (2-3)													
NO. Name	Min	FG M-A	3P M-A	FT M-A	Rebounds OR DR TOT	Fouls PF FO	TP	AS	TO	ST	Blocks BS BA	+/-	Shooting By Period				
21 Malu Tshltenge	F 15:23	3-6	0-0	0-1	3 1 4	0 1	6	0	0	0	1	0	-9	1st FG% 6-16 37.5%			
44 Janelle Bailey	C 37:08	8-20	2-6	0-0	9 6 15	3 1	18	3	2	1	0	0	-5	3PT% 2-6 33.3%			
1 Alyssa Ustby	G 30:03	4-10	0-4	0-0	4 3 7	3 1	8	1	2	0	0	0	-11	FT% 2-3 66.7%			
2 Petra Holesinská	G 24:02	3-11	2-7	2-3	1 2 3	3 2	10	2	2	2	1	0	0	2nd FG% 5-10 50.0%			
25 Deja Kelly	G 25:44	2-11	1-6	1-2	0 1 1	5 3	6	4	4	0	0	0	-8	3PT% 3-7 42.9%			
4 Kennedy Tucker	12:05	2-4	0-1	0-0	2 1 3	0 0	4	1	1	0	0	0	-4	FT% 1-2 50%			
5 Stephanie Watts	15:54	1-6	0-5	0-0	2 0 2	2 0	2	1	1	0	0	0	-12	3rd FG% 6-22 27.3%			
31 Anya Poole	14:29	0-2	0-0	2-4	1 4 5	2 3	2	1	2	1	2	0	-5	3PT% 0-7 0.0%			
3 Kennedy Todd-Williams	21:25	1-5	1-4	0-0	0 5 5	1 0	3	2	4	1	1	0	-2	FT% 1-3 33.3%			
11 Ariel Young	03:47	0-1	0-1	0-0	1 0 1	0 0	0	0	0	0	0	0	-1	4th FG% 7-28 25.0%			
Team					2 2 4		0	0	0	0	0	0	0	3PT% 1-14 7.1%			
Totals		24-76	6-34	5-10	25 25 50	19 11	59	15	18	4	4	1	-10	FT% 1-2 50%			
Technical Fouls: Holesinská 4 <sup>th</sup> 2:33														GM FG% 24-76 31.6%			
														3PT% 6-34 17.6%			
														FT% 5-10 50.0%			
														Dead Ball Rebounds: 3,0			

# 2020-21 BOX SCORES

Official Basketball Box Score - Final  
**Miami (FL) at Louisville**  
 01/26/21 KYFC Yum! Center, Louisville  
 2020-21 Women's Basketball

Game Time: 4:02 PM  
 Game Duration: 1:56  
 Attendance: 2,653

Officials: Carla Fournath, Thomas Danaher, Karen Preato

Miami (FL) - 76

Record: 7-6 (4-6)

NO. Name	Min	FG M-A	3P M-A	FT M-A	Rebounds OR DR TOT	Fouls PF FO	TP	AS	TO	ST	Blocks BS BA	+/-
3 Destiny Harden	10:52	2-6	1-2	1-3	1 0 1	1 2	6	0	1	0	0 0	-16
35 Naomi Mbandu	29:07	6-9	0-0	5-5	6 5 11	4 7	17	1	5	2	0 0	-7
4 Endia Banks	34:25	6-13	1-2	0-3	2 5 7	1 3	13	4	1	1	0 0	-9
13 Taylor Mason	29:16	2-4	0-1	1-1	2 0 2	2 1	5	2	2	1	0 0	-3
20 Kelsey Marshall	27:10	6-13	4-7	3-3	0 3 3	4 4	19	1	1	0	0 0	-11
1 Moulayna Johnson Sidi Baba	27:38	1-3	0-0	0-0	0 4 4	4 2	2	0	2	1	0 0	11
25 Karla Erjavac	17:40	1-3	1-2	0-0	0 1 1	1 1	0	3	3	0	0 0	6
14 Nyayongah Gony	12:59	1-4	1-4	1-2	0 1 1	1 1	4	0	1	0	0 0	10
44 Sydnee Roby	08:16	2-3	0-0	1-1	1 1 2	3 2	5	0	1	0	1 0	0
21 Brianna Jackson	02:37	1-1	0-0	0-0	0 0 0	2 0	2	0	0	1	0 0	4
Team					0 0 0		0	0				
Totals	28:59	8-18	12-18	12-20	32	23	22	76	11	14	6 1 0	3

Technical Fouls: NONE

Dead Ball Rebounds: 2, 0

Louisville - 79

Record: 15-0 (8-0)

NO. Name	Min	FG		3P		FT		Rebounds			Fouls		TP	AS	TO	Blocks		+/-	Shooting By Period																			
		M-A	Pct	M-A	Pct	M-A	Pct	OR	DR	TOT	PF	FD				BS	BA		1st FG%	1st FT%																		
44 Olivia Cochran	F 13:37	3-3	0-0	1-1	0-0	2	2	3	1	7	0	2	0	0	0	0	6	3PT%	3-9	33.3%																		
1 Dana Evans	G 37:22	5-15	2-9	8-8	0	6	6	1	6	20	5	2	0	0	0	3	FT%	1-2	50.0%																			
4 Elizabeth Balogun	G 28:12	5-7	4-5	0-0	2	3	5	4	1	14	4	0	0	0	0	5	2nd FG%	8-15	53.3%																			
5 Mykasa Robinson	G 24:21	0-0	0-0	2-2	0	2	2	3	1	0	2	2	0	0	0	2	3PT%	4-9	44.4%																			
10 Hailey Van Lith	G 28:20	3-9	2-8	1-2	1	4	5	3	1	9	4	3	2	0	0	11	FT%	2-2	100.0%																			
22 Elizabeth Dixon	26:06	6-7	0-0	9-12	5	4	9	4	11	21	0	0	1	0	0	-2	3rd FG%	4-7	57.1%																			
11 Norika Konno	11:03	0-2	0-0	0-0	0	0	0	0	1	0	0	1	0	0	0	2	3PT%	3-6	50.0%																			
14 Kianna Smith	26:42	2-8	2-5	2-2	1	4	5	2	1	8	0	2	1	0	1	-10	FT%	10-13	76.9%																			
2 Ahlana Smith	04:17	0-1	0-1	0-0	0	0	0	0	2	0	0	0	0	0	0	-2	4th FG%	3-12	25.0%																			
Team					0	0	0			0	1						3PT%	0-6	0.0%																			
Totals	24:52	10-30	21-27	11	23	34	22	23	79	15	13	4	0	1	3		FT%	8-10	80.0%																			
Technical Fouls:NONE																																						
GM FG%																				24-52	46.2%																	
3PT%																				10-30	33.3%																	
FT%																				21-27	77.8%																	

Technical Fouls: NONE

Dead Ball Rebounds: 3, 0

	MIA	LOU
Biggest lead	0 (1 <sup>st</sup> 10:00)	16 (3 <sup>rd</sup> 4:03)
Best Scoring Run	8 (2 <sup>nd</sup> 6:13)	9 (2 <sup>nd</sup> 0:53)
Lead Changes	0	
Times Tied	1	
Time with Lead	00:00	39:29

Official Basketball Box Score - Final  
**Florida St. at Miami (FL)**  
 02/07/21 Watco Center, Coral Gables  
 2020-21 Women's Basketball

Game Time: 1:00 PM  
 Game Duration: 1:49

Officials: Edward Sidasky, John Capolino, Linda Miles

Florida St. - 53

Record: 6-5 (5-5)

NO. Name	Min	Shooting By Period										+/-						
		FG		3P		FT		Rebounds		Fouls			TP	AS	TO	ST	Blocks	
		M-A	%	M-A	%	OR	DR	TOT	PF	FD	BS						BA	
32 Valencia Myers	F 16:21	2-4	50.0	1-2	50.0	3	3	5	3	3	5	0	5	0	0	0	-3	
0 Bianca Jackson	G 30:59	5-15	33.3	2-5	40.0	1	1	2	2	0	12	2	6	2	0	1	-13	
2 Sammie Puiet	G 27:33	2-10	20.0	0-7	0.0	2	3	5	3	0	4	0	1	1	0	1	-17	
10 Courtney Weber	G 29:24	3-8	37.5	1-2	50.0	0	1	1	0	3	9	0	5	0	1	0	-8	
24 Morgan Jones	G 16:58	4-8	50.0	0-4	0.0	2	6	8	2	3	10	1	2	3	0	0	-5	
3 Sayanni Lassiter	G 32:28	3-8	37.5	1-6	16.7	0	4	4	3	2	9	3	3	1	0	1	-17	
1 River Baldwin	14:01	0-2	0.0	0-0	0.0	1	1	2	0	0	0	1	0	1	0	1	-6	
23 Tiana England	12:39	0-1	0.0	0-0	0.0	0	0	0	1	1	0	1	1	0	0	0	-3	
12 Savannah Wilkinson	19:37	2-2	100.0	0-0	0.0	2	4	6	3	1	4	0	0	1	0	0	-3	
Team						3	2	5			0	0						
Totals		21-58	4-20	7-10	13	25	38	15	14	53	8	23	9	1	4	-15		
Technical Fouls:NONE																		
GM FG% 21-58 36.2%																		
3PT% 4-20 20.0%																		
FT% 7-10 70.0%																		

Technical Fouls: NONE

Dead Ball Rebounds: 3, 0

Miami (FL) - 68

Record: 8-7 (5-7)

NO. Name	Min	FG		3P		FT		OR		Rebounds		Fouls		TP	AS	TO	ST	Blocks		+/-	Shooting By Period	
		M-A		M-A		M-A		M-A		DR	OT	PF	FO					BS	BA		1st	FG%
3 Destiny Harden	F 30:49	3-8	0-3	1-2	1-2	10	12	2	1	7	1	2	2	3	0	8	0	8	3PT%	0-5	0.0	0.0
35 Naomi Mbandu	F 30:08	7-11	1-2	1-1	1	6	7	3	5	16	4	1	1	0	0	17	0	17	FT%	3-4	75%	75%
4 Endia Banks	G 31:12	4-7	0-1	4-4	0	0	0	2	3	12	1	4	3	0	0	10	0	10	2nd FG%	6-14	42.9%	42.9%
20 Kelsey Marshall	G 31:03	5-11	0-4	2-2	0	3	3	1	3	12	4	2	3	0	0	9	0	9	3PT%	0-5	0.0	0.0
25 Karla Erjavac	G 24:55	2-3	0-1	0-0	0	0	0	2	0	4	3	1	1	0	0	19	0	19	FT%	3-4	75%	75%
13 Taylor Mason	G 23:52	6-11	0-1	3-5	3	2	5	0	3	15	0	3	0	0	0	1	3	3rd FG%	11-13	84.6%	84.6%	
1 Moulayna Johnson Sidi Baba	16:29	0-3	0-1	0-0	0	0	0	1	0	0	0	0	1	0	0	8	0	8	3PT%	1-3	33.3%	33.3%
15 Jamir Huston	05:01	1-1	0-0	0-0	0	0	0	2	0	2	0	0	1	0	0	4	0	4	FT%	3-3	100%	100%
44 Sydnee Roby	05:01	0-1	0-0	0-0	0	0	0	1	0	0	0	0	0	1	0	6	0	6	4th FG%	9-15	60.0%	60.0%
14 Nyayongah Gony	01:30	0-0	0-0	0-0	0	0	0	1	0	0	0	0	2	0	0	3	0	3	3PT%	0-0	0.0	0.0
Team						0	3	3		0	1								FT%	2-3	66.7%	66.7%
Totals		28:56	1-13	11-14	6	24	30	15	15	68	13	16	12	4	1	15			GM FG%	28-56	50.0%	50.0%
																			3PT%	1-13	7.7%	7.7%
																			FT%	11-14	78.6%	78.6%
																			Technical Fouls: Marshall 4 11:17			

Technical Fouls: Marshall 4<sup>th</sup> 11:17

Dead Ball Rebounds: 0, 0

	FSU	MIA
Biggest lead	5 (2 <sup>nd</sup> 8:35)	17 (4 <sup>th</sup> 1:55)
Best Scoring Run	7 (1 <sup>st</sup> 0:00)	11 (3 <sup>rd</sup> 1:24)
Lead Changes	2	
Times Tied	3	
Time with Lead	12:02	22:36

Official Basketball Box Score - Final  
**Georgia Tech at Miami (FL)**  
 01/28/21 Watco Center, Coral Gables  
 2020-21 Women's Basketball

Game Time: 6:00 PM  
 Game Duration: 1:48

Officials: Eric Brewton, Kryste Appeltarz, John Capolino

Georgia Tech - 70

Record: 9-3 (7-2)

No.	Name	Min	FG	3P	FT	Rebounds		Fouls		TP	AS	TO	ST	Blocks		+/-	Shooting By Period		
			M-A	M-A	M-A	OR	DR	TOT	PF					FD	BS		BA	1st FG%	9-14
13	Lorela Cubaj	F 33:50	6-11	0-2	2-4	3	11	14	3	6	10	2	2	2	0	0	9	3PT%	3-6
20	Nerea Hermosa	C 24:35	5-8	0-0	0-0	3	3	6	3	0	14	1	0	1	0	1	7	FT%	3-4
00	Loyal McQueen	C 32:59	3-10	1-3	1-2	0	4	4	2	1	8	2	1	0	0	0	12	2nd FG%	7-17
31	Lotta-Maj Lahtinen	G 38:51	4-8	3-6	2-2	2	2	4	1	3	13	4	3	0	0	0	14	3PT%	3-8
41	Kierra Fletcher	G 36:36	4-12	2-5	2-2	1	4	5	1	4	12	8	1	0	0	1	14	FT%	0-0
24	Eylla Love	13:58	4-5	0-0	0-0	2	2	4	4	0	8	0	0	0	0	0	14	3rd FG%	7-14
15	Aynyce Carter	05:14	0-0	0-0	0-0	0	0	0	0	2	0	0	0	0	0	0	-2	3PT%	0-2
4	Anaya Boyd	13:57	2-7	1-5	0-0	0	2	2	1	1	5	0	1	0	0	0	2	FT%	0-0
Team						1	1	2			0							4th FG%	5-16
Totals			28:61	7-21	7-10	12	29	41	17	15	70	17	8	3	0	2	14	3PT%	1-5
																		FT%	4-6
																		GM FG%	28-61
																		3PT%	7-21
																		FT%	7-10
																			70.0%
																		Technical Fouls: NONE	

Technical Fouls: NONE

Dead Ball Rebounds: 3, 1

Miami (FL) - 56

Record: 7-7 (4-7)

NO. Name	Min	Shooting By Period											
		FG M-A	3P M-A	FT M-A	Rebounds OR DR TOT	Fouls PF FO	TP	AS	TO	ST	Blocks BS BA	+/-	
3 Destiny Harden	F 09:51	0-1	0-0	0-0	1 1	1 0	0	1	2	0	0 0	-5	
35 Naomi Mbandu	F 31:58	5-9	1-2	0-0	1 3 4	4 4	11	2	3	2	0 0	-19	
4 Endia Banks	G 31:31	2-7	0-1	0-0	0 5 5	0 0	4	3	0	0	0 0	-15	
13 Taylor Mason	G 32:03	4-12	1-4	2-2	2 3 5	2 2	11	2	1	1	0 0	1	
20 Kelsey Marshall	G 34:48	5-12	2-7	4-5	0 1 1	1 4	16	2	0	0	0 0	-12	
1 Moulayna Johnson Sidi Baba	F 21:42	1-3	0-1	0-2	2 4 6	1 2	2	0	0	0 0	0 -15		
25 Karla Erjavac	19:00	2-5	1-4	0-0	0 0 0	2 0	5	0	1	0	0 0	-14	
14 Nyayongah Gony	06:49	0-2	0-2	0-0	1 0 1	1 0	0	0	0	0 0	0 5		
44 Sydnee Roby	06:00	1-3	0-0	2-3	1 1 2	2 3	4	0	0	0 1	0 6		
15 Jamir Huston	06:18	1-1	0-0	1-4	2 0 2	1 2	3	0	0	0 1	0 -2		
Team					0 2 2		0	0					
Totals		21:55	5:22	9:16	9	20	29	15	77	56	10	7 3 2 0	-14
												Technical Fouls: NONE	
												FG% 9-16	56.3%
												3PT% 5-22	22.7%
												FT% 9-16	56.3%

Technical Fouls: NONE



















Dead Ball Rebounds: 2, 1

	GAT	MIA
Biggest lead	18 (2 <sup>nd</sup> 0:39)	5 (1 <sup>st</sup> 7:56)
Best Scoring Run	8 (2 <sup>nd</sup> 8:15)	8 (4 <sup>th</sup> 9:31)
Lead Changes	1	
Times Tied	2	
Time with Lead	34:54	03:12



# TV/RADIO CHART



0	 <b>KENZA SALGUES</b> So.   G   5-9 MONTPELLIER, FRANCE MAJOR: Sports Administration	<table><tr><th></th><th>GP-GS</th><th>PPG</th><th>RPG</th><th>APG</th><th>MPG</th></tr><tr><td>2020-21</td><td>-</td><td>-</td><td>-</td><td>-</td><td>-</td></tr><tr><td>CAREER</td><td>25-0</td><td>1.5</td><td>0.5</td><td>0.4</td><td>8.3</td></tr></table>		GP-GS	PPG	RPG	APG	MPG	2020-21	-	-	-	-	-	CAREER	25-0	1.5	0.5	0.4	8.3	<ul style="list-style-type: none"><li>Led all Miami freshmen in 3-pointers in 2019-20</li><li>Represented France at FIBA U18 European Championship</li><li>Played against Moulayna Sidi Baba at the FIBA U16 European Championship</li><li>First Frenchwoman to play under Katie Meier</li><li>INSEP alums include Tony Parker and Clint Capela</li></ul>
	GP-GS	PPG	RPG	APG	MPG																
2020-21	-	-	-	-	-																
CAREER	25-0	1.5	0.5	0.4	8.3																
1	 <b>MOULAYNA JOHNSON SIDI BABA</b> So.   F   6-0 STOCKHOLM, SWEDEN MAJOR: Business Technology	<table><tr><th></th><th>GP-GS</th><th>PPG</th><th>RPG</th><th>APG</th><th>MPG</th></tr><tr><td>2020-21</td><td>15-6</td><td>3.3</td><td>3.6</td><td>0.4</td><td>19.7</td></tr><tr><td>CAREER</td><td>40-9</td><td>2.7</td><td>2.8</td><td>0.7</td><td>17.3</td></tr></table>		GP-GS	PPG	RPG	APG	MPG	2020-21	15-6	3.3	3.6	0.4	19.7	CAREER	40-9	2.7	2.8	0.7	17.3	<ul style="list-style-type: none"><li>Has recorded a bucket in eight of 15 games this season</li><li>Hauled in a career-high nine rebounds last game against FAU (12/3)</li><li>Led all Miami scorers with a career-high 17 points against North Florida</li><li>Played against Kenza Salgues at the FIBA U16 European Championship</li><li>Second Swedish player to sign with Coach Katie Meier</li></ul>
	GP-GS	PPG	RPG	APG	MPG																
2020-21	15-6	3.3	3.6	0.4	19.7																
CAREER	40-9	2.7	2.8	0.7	17.3																
3	 <b>DESTINY HARDEN</b> R-Jr.   F   6-0 CHICAGO, ILL. MAJOR: Criminology	<table><tr><th></th><th>GP-GS</th><th>PPG</th><th>RPG</th><th>APG</th><th>MPG</th></tr><tr><td>2020-21</td><td>15-14</td><td>7.5</td><td>4.7</td><td>1.3</td><td>17.6</td></tr><tr><td>CAREER</td><td>75-29</td><td>4.3</td><td>2.9</td><td>0.6</td><td>13.2</td></tr></table>		GP-GS	PPG	RPG	APG	MPG	2020-21	15-14	7.5	4.7	1.3	17.6	CAREER	75-29	4.3	2.9	0.6	13.2	<ul style="list-style-type: none"><li>Has tallied three double-digit rebounding efforts this season</li><li>Leads Miami in double-doubles (two)</li><li>Set a new career-high in scoring with 20 points against UNC (12/14)</li><li>Sat out the 2018-19 season due to NCAA transfer rules</li><li>Earned Chicago Tribune and USA Today All-USA IL Second Team honors</li></ul>
	GP-GS	PPG	RPG	APG	MPG																
2020-21	15-14	7.5	4.7	1.3	17.6																
CAREER	75-29	4.3	2.9	0.6	13.2																
4	 <b>ENDIA BANKS</b> Sr.   G   5-9 DULUTH, GA. MAJOR: Sports Administration	<table><tr><th></th><th>GP-GS</th><th>PPG</th><th>RPG</th><th>APG</th><th>MPG</th></tr><tr><td>2020-21</td><td>15-9</td><td>10.1</td><td>4.1</td><td>3.6</td><td>30.1</td></tr><tr><td>CAREER</td><td>111-85</td><td>6.7</td><td>3.9</td><td>2.8</td><td>26.2</td></tr></table>		GP-GS	PPG	RPG	APG	MPG	2020-21	15-9	10.1	4.1	3.6	30.1	CAREER	111-85	6.7	3.9	2.8	26.2	<ul style="list-style-type: none"><li>Has recorded double-digits in seven of the last 10 games</li><li>Eclipsed the 300-assist mark in her career with six against Pittsburgh</li><li>Ranks fifth in the ACC for assist/turnover ratio (1.80)</li><li>Totaled 27 double-digit outings in her career</li><li>Is averaging double-digits (10.1) for the first time in her career</li></ul>
	GP-GS	PPG	RPG	APG	MPG																
2020-21	15-9	10.1	4.1	3.6	30.1																
CAREER	111-85	6.7	3.9	2.8	26.2																
5	 <b>MYKEA GRAY</b> Sr.   G   5-4 UPPER MARLBORO, MD. MAJOR: Criminology	<table><tr><th></th><th>GP-GS</th><th>PPG</th><th>RPG</th><th>APG</th><th>MPG</th></tr><tr><td>2020-21</td><td>-</td><td>-</td><td>-</td><td>-</td><td>-</td></tr><tr><td>CAREER</td><td>96-96</td><td>12.3</td><td>2.1</td><td>2.5</td><td>27.6</td></tr></table>		GP-GS	PPG	RPG	APG	MPG	2020-21	-	-	-	-	-	CAREER	96-96	12.3	2.1	2.5	27.6	<ul style="list-style-type: none"><li>Will miss the 2020-21 season due to an ACL injury</li><li>Ranks 19th in program history in scoring (1,184)</li><li>Paced the ACC in steals in 2019-20 at 2.13 steals per game</li><li>Has totaled 61 double-digit outings in her career</li><li>Career goal is to become an FBI agent</li></ul>
	GP-GS	PPG	RPG	APG	MPG																
2020-21	-	-	-	-	-																
CAREER	96-96	12.3	2.1	2.5	27.6																
13	 <b>TAYLOR MASON</b> Sr.   G   5-9 NORCROSS, GA. MAJOR: Interactive Media	<table><tr><th></th><th>GP-GS</th><th>PPG</th><th>RPG</th><th>APG</th><th>MPG</th></tr><tr><td>2020-21</td><td>15-14</td><td>8.5</td><td>5.2</td><td>2.3</td><td>28.9</td></tr><tr><td>CAREER</td><td>109-15</td><td>4.1</td><td>2.3</td><td>1.2</td><td>17.4</td></tr></table>		GP-GS	PPG	RPG	APG	MPG	2020-21	15-14	8.5	5.2	2.3	28.9	CAREER	109-15	4.1	2.3	1.2	17.4	<ul style="list-style-type: none"><li>Leads the Canes in rebounding, one of two ACC guards to lead their team</li><li>Has almost doubled her scoring output from last season (4.8 ppg &gt; 8.5 ppg)</li><li>Recorded her first career double-double against UNF (10 points, 10 rebounds)</li><li>Seven of her 12 double-digit games have come this season</li><li>Teammate of Diamond DeShields as a freshman at Norcross</li></ul>
	GP-GS	PPG	RPG	APG	MPG																
2020-21	15-14	8.5	5.2	2.3	28.9																
CAREER	109-15	4.1	2.3	1.2	17.4																
14	 <b>NYAYONGAH GONY</b> Fr.   F   6-4 LINCOLN, NEB. MAJOR: Communication Studies	<table><tr><th></th><th>GP-GS</th><th>PPG</th><th>RPG</th><th>APG</th><th>MPG</th></tr><tr><td>2020-21</td><td>15-0</td><td>3.9</td><td>1.5</td><td>0.2</td><td>11.3</td></tr><tr><td>CAREER</td><td>15-0</td><td>3.9</td><td>1.5</td><td>0.2</td><td>11.3</td></tr></table>		GP-GS	PPG	RPG	APG	MPG	2020-21	15-0	3.9	1.5	0.2	11.3	CAREER	15-0	3.9	1.5	0.2	11.3	<ul style="list-style-type: none"><li>Set a new career high in scoring against Syracuse (13 points)</li><li>No. 56 overall player in the class of 2020 according to espnW HoopGurlz</li><li>Earned 2020 Nebraska Class A All-State Honorable Mention</li><li>No. 13 player at her position according to espnW HoopGurlz</li><li>Sister, Nyagoo, plays basketball at Purdue</li></ul>
	GP-GS	PPG	RPG	APG	MPG																
2020-21	15-0	3.9	1.5	0.2	11.3																
CAREER	15-0	3.9	1.5	0.2	11.3																
15	 <b>JAMIR HUSTON</b> Jr.   F   6-0 CLEVELAND, OHIO MAJOR: Sports Administration	<table><tr><th></th><th>GP-GS</th><th>PPG</th><th>RPG</th><th>APG</th><th>MPG</th></tr><tr><td>2020-21</td><td>14-2</td><td>3.8</td><td>2.1</td><td>0.3</td><td>12.0</td></tr><tr><td>CAREER</td><td>68-12</td><td>2.6</td><td>2.9</td><td>0.4</td><td>11.8</td></tr></table>		GP-GS	PPG	RPG	APG	MPG	2020-21	14-2	3.8	2.1	0.3	12.0	CAREER	68-12	2.6	2.9	0.4	11.8	<ul style="list-style-type: none"><li>Scored a career-high 12 points at Syracuse (1/17)</li><li>Earned her second start of the season at Pittsburgh (1/21)</li><li>Has tallied two double-digit rebounding games in her career</li><li>Attended the same school as UM football standout Wesley Carroll</li><li>Cousin, Denzel Ward, plays for the Cleveland Browns</li></ul>
	GP-GS	PPG	RPG	APG	MPG																
2020-21	14-2	3.8	2.1	0.3	12.0																
CAREER	68-12	2.6	2.9	0.4	11.8																
20	 <b>KELSEY MARSHALL</b> Sr.   G   5-9 DAVIE, FLA. MAJOR: Sports Administration	<table><tr><th></th><th>GP-GS</th><th>PPG</th><th>RPG</th><th>APG</th><th>MPG</th></tr><tr><td>2020-21</td><td>15-15</td><td>14.5</td><td>3.1</td><td>1.5</td><td>28.7</td></tr><tr><td>CAREER</td><td>110-64</td><td>9.7</td><td>2.4</td><td>1.8</td><td>24.1</td></tr></table>		GP-GS	PPG	RPG	APG	MPG	2020-21	15-15	14.5	3.1	1.5	28.7	CAREER	110-64	9.7	2.4	1.8	24.1	<ul style="list-style-type: none"><li>Ranks second all-time in program history for career 3-pointers made (230)</li><li>Has posted 20-plus points in three games this season</li><li>Eclipsed the 1,000-point mark in her career at UNC (1/10)</li><li>Tallied the 50th double-digit outing of her career against FAU (12/3)</li><li>Older brother, Kyle, played at Butler and professionally in France</li></ul>
	GP-GS	PPG	RPG	APG	MPG																
2020-21	15-15	14.5	3.1	1.5	28.7																
CAREER	110-64	9.7	2.4	1.8	24.1																
21	 <b>BRIANNA JACKSON</b> So.   F   6-3 VIRGINIA BEACH, VA. MAJOR: Philosophy	<table><tr><th></th><th>GP-GS</th><th>PPG</th><th>RPG</th><th>APG</th><th>MPG</th></tr><tr><td>2020-21</td><td>10-4</td><td>3.5</td><td>2.6</td><td>0.2</td><td>8.4</td></tr><tr><td>CAREER</td><td>40-20</td><td>4.5</td><td>4.1</td><td>0.3</td><td>14.8</td></tr></table>		GP-GS	PPG	RPG	APG	MPG	2020-21	10-4	3.5	2.6	0.2	8.4	CAREER	40-20	4.5	4.1	0.3	14.8	<ul style="list-style-type: none"><li>Broke a five-game scoreless streak with a bucket at Louisville (1/26)</li><li>Led all Miami freshmen in starts (16), scoring (4.9) and rebounding (4.5) last year</li><li>Only freshman to start more than 10 games last season</li><li>Totaled six double-digit scoring games in 2019-20</li><li>Father, Brian, played semi-pro basketball</li></ul>
	GP-GS	PPG	RPG	APG	MPG																
2020-21	10-4	3.5	2.6	0.2	8.4																
CAREER	40-20	4.5	4.1	0.3	14.8																
23	 <b>PAULA FRAILE RUIZ</b> Fr.   F   6-4 BARCELONA, SPAIN MAJOR: International Studies	<table><tr><th></th><th>GP-GS</th><th>PPG</th><th>RPG</th><th>APG</th><th>MPG</th></tr><tr><td>2020-21</td><td>-</td><td>-</td><td>-</td><td>-</td><td>-</td></tr><tr><td>CAREER</td><td>-</td><td>-</td><td>-</td><td>-</td><td>-</td></tr></table>		GP-GS	PPG	RPG	APG	MPG	2020-21	-	-	-	-	-	CAREER	-	-	-	-	-	<ul style="list-style-type: none"><li>Played four seasons with Segle XXI in Barcelona, Spain</li><li>Competed at the FIBA U18 Women's European Championship - Division B</li><li>Helped Spain to a third-place finish at the 2016 FIBA U16 Women's European Championship - Division B games</li><li>Participated in the 2020 Basketball Without Borders Global Camp</li></ul>
	GP-GS	PPG	RPG	APG	MPG																
2020-21	-	-	-	-	-																
CAREER	-	-	-	-	-																
25	 <b>KARLA ERJAVEC</b> Jr.   G   5-10 ZAGREB, CROATIA MAJOR: Exercise Physiology	<table><tr><th></th><th>GP-GS</th><th>PPG</th><th>RPG</th><th>APG</th><th>MPG</th></tr><tr><td>2020-21</td><td>10-1</td><td>3.3</td><td>0.7</td><td>1.4</td><td>18.6</td></tr><tr><td>CAREER</td><td>66-53</td><td>7.2</td><td>2.5</td><td>3.2</td><td>28.0</td></tr></table>		GP-GS	PPG	RPG	APG	MPG	2020-21	10-1	3.3	0.7	1.4	18.6	CAREER	66-53	7.2	2.5	3.2	28.0	<ul style="list-style-type: none"><li>Was granted immediate eligibility by the NCAA on Dec. 16</li><li>Spent two seasons at Wyoming, starting 51 of 53 games played</li><li>Member of the U18 and U20 National Women's Team in Croatia</li><li>Played with Croatia at the FIBA Women's Eurobasket Qualifiers in Nov. 2020</li><li>Both parents played professional basketball in Croatia</li></ul>
	GP-GS	PPG	RPG	APG	MPG																
2020-21	10-1	3.3	0.7	1.4	18.6																
CAREER	66-53	7.2	2.5	3.2	28.0																
35	 <b>NAOMI MBANDU</b> Jr.   F   6-2 TARBES, FRANCE MAJOR: Sports Administration	<table><tr><th></th><th>GP-GS</th><th>PPG</th><th>RPG</th><th>APG</th><th>MPG</th></tr><tr><td>2020-21</td><td>15-9</td><td>8.5</td><td>4.9</td><td>1.8</td><td>25.1</td></tr><tr><td>CAREER</td><td>15-9</td><td>8.5</td><td>4.9</td><td>1.8</td><td>25.1</td></tr></table>		GP-GS	PPG	RPG	APG	MPG	2020-21	15-9	8.5	4.9	1.8	25.1	CAREER	15-9	8.5	4.9	1.8	25.1	<ul style="list-style-type: none"><li>Recorded first career double-double (17 pts, 11 reb) at Louisville (1/26)</li><li>No. 2 junior college prospect according to ASGR Basketball</li><li>Helped Gulf Coast to the NJCAA Division I national championship in 2019</li><li>Represented France at 2019 FIBA U20 Women's European Championship</li><li>Former teammate of Kenza Salgues at Le Centre Fédéral de Basketball</li></ul>
	GP-GS	PPG	RPG	APG	MPG																
2020-21	15-9	8.5	4.9	1.8	25.1																
CAREER	15-9	8.5	4.9	1.8	25.1																
44	 <b>SYDNEE ROBY</b> So.   C   6-3 MILWAUKEE, WIS. MAJOR: Sports Administration	<table><tr><th></th><th>GP-GS</th><th>PPG</th><th>RPG</th><th>APG</th><th>MPG</th></tr><tr><td>2020-21</td><td>14-1</td><td>2.9</td><td>2.4</td><td>0.1</td><td>8.3</td></tr><tr><td>CAREER</td><td>43-3</td><td>2.7</td><td>1.9</td><td>0.1</td><td>8.6</td></tr></table>		GP-GS	PPG	RPG	APG	MPG	2020-21	14-1	2.9	2.4	0.1	8.3	CAREER	43-3	2.7	1.9	0.1	8.6	<ul style="list-style-type: none"><li>Has tallied a basket in nine of 14 games this year</li><li>Earned her first start of the season against North Carolina (12/14)</li><li>Recorded a season-high seven points against Syracuse (12/10)</li><li>Mother, Essie, played professionally for the Virginia Wave of the WABA</li><li>Cousin, Ericka Haney, started on Notre Dame's 2001 national championship team</li></ul>
	GP-GS	PPG	RPG	APG	MPG																
2020-21	14-1	2.9	2.4	0.1	8.3																
CAREER	43-3	2.7	1.9	0.1	8.6																
HC	 <b>KATIE MEIER</b> HEAD COACH 16TH SEASON ALMA MATER: Duke	<p>Career Record: 376-239   Miami Record: 300-194</p> <ul style="list-style-type: none"><li>Guided the Canes to 10 straight postseasons</li><li>2011 AP National Coach of the Year</li><li>Has coached 25 Canes to professional careers</li><li>Four-year letterwinner at Duke</li></ul>	 <b>OCTAVIA BLUE</b> ASSISTANT COACH NINTH SEASON  <b>FREDERICK ANTHONY</b> ASSISTANT COACH SIXTH SEASON  <b>HOLLIE COBB</b> INTERIM ASSISTANT COACH SECOND SEASON																		